



ANNUAL STATEMENT

For the Year Ended December 31, 2014
of the Condition and Affairs of the

AFFILIATED FM INSURANCE COMPANY

| | | |
|---|---|--|
| NAIC Group Code.....0065, 0065 (Current Period) (Prior Period) | NAIC Company Code..... 10014 | Employer's ID Number..... 05-0254496 |
| Organized under the Laws of Rhode Island Incorporated/Organized..... May 6, 1949 | State of Domicile or Port of Entry Rhode Island Commenced Business..... June 1, 1950 | Country of Domicile US |
| Statutory Home Office | 270 Central Avenue..... Johnston RI US 02919-4949 <i>(Street and Number) (City or Town, State, Country and Zip Code)</i> | |
| Main Administrative Office | 270 Central Avenue..... Johnston RI US..... 02919-4949 <i>(Street and Number) (City or Town, State, Country and Zip Code)</i> | 401-275-3000 <i>(Area Code) (Telephone Number)</i> |
| Mail Address | P.O. Box 7500..... Johnston RI US 02919-0750 <i>(Street and Number or P. O. Box) (City or Town, State, Country and Zip Code)</i> | |
| Primary Location of Books and Records | 270 Central Avenue..... Johnston RI US 02919-4949 <i>(Street and Number) (City or Town, State, Country and Zip Code)</i> | 401-275-3000 <i>(Area Code) (Telephone Number)</i> |
| Internet Web Site Address | www.fmglobal.com | |
| Statutory Statement Contact | Jeffrey Black <i>(Name)</i> jeffrey.black@fmglobal.com <i>(E-Mail Address)</i> | 401-415-1559 <i>(Area Code) (Telephone Number) (Extension)</i> 401-946-8306 <i>(Fax Number)</i> |

OFFICERS

| Name | Title | Name | Title |
|-------------------------|----------------------------|----------------------------|-----------------------------------|
| 1. Thomas Alan Lawson # | President | 2. Jonathan Irving Mishara | Senior Vice President & Secretary |
| 3. Joy Kristen Cave # | Vice President & Treasurer | | |

OTHER

| | | | |
|-------------------------|-----------------------|-----------------------|-------------------------|
| Jeffrey Alfred Burchill | Senior Vice President | Jonathan William Hall | Chief Operating Officer |
| Paul Edward LaFleche | Senior Vice President | Jeanne Ruth Lieb | Senior Vice President |
| Jonathan Irving Mishara | Senior Vice President | Enzo Rebula | Senior Vice President |

DIRECTORS OR TRUSTEES

| | | | |
|------------------------------|--------------------------|--------------------------|-------------------------|
| Frank Thomas Connor | Colin Richard Day # | Walter Joseph Galvin | Thomas Alan Lawson # |
| John Anderson Luke Jr | Jonathan Douglas Mariner | Gracia Catherine Martore | Christine Mary McCarthy |
| John Ross Paloian | Stuart Blain Parker # | David Pulman | Edward Joseph Rapp |
| Shivan Sivaswamy Subramaniam | James Conrad Thyen | Alfred Joseph Verrecchia | |

State of Rhode Island
County of Providence

The officers of this reporting entity being duly sworn, each depose and say that they are the described officers of said reporting entity, and that on the reporting period stated above, all of the herein described assets were the absolute property of the said reporting entity, free and clear from any liens or claims thereon, except as herein stated, and that this statement, together with related exhibits, schedules and explanations therein contained, annexed or referred to, is a full and true statement of all the assets and liabilities and of the condition and affairs of the said reporting entity as of the reporting period stated above, and of its income and deductions therefrom for the period ended, and have been completed in accordance with the NAIC *Annual Statement Instructions and Accounting Practices and Procedures* manual except to the extent that: (1) state law may differ; or, (2) that state rules or regulations require differences in reporting not related to accounting practices and procedures, according to the best of their information, knowledge and belief, respectively. Furthermore, the scope of this attestation by the described officers also includes the related corresponding electronic filing with the NAIC, when required, that is an exact copy (except for formatting differences due to electronic filing) of the enclosed statement. The electronic filing may be requested by various regulators in lieu of or in addition to the enclosed statement.

| | | |
|--|---|---|
| _____ (Signature) Thomas Alan Lawson | _____ (Signature) Jonathan Irving Mishara | _____ (Signature) Theresa Ann Molloy |
| _____ 1. (Printed Name) President | _____ 2. (Printed Name) Senior Vice President & Secretary | _____ 3. (Printed Name) Vice President & Controller |
| _____ (Title) | _____ (Title) | _____ (Title) |

Subscribed and sworn to before me
This 24th day of February 2015

a. Is this an original filing? Yes [X] No []
b. If no
1. State the amendment number _____
2. Date filed _____
3. Number of pages attached _____

John A. Soares III Notary Public
Expires July 5, 2017

EXHIBIT OF PREMIUMS AND LOSSES (Statutory Page 14 Data)



NAIC Group Code.....0065 NAIC Company Code....10014

BUSINESS IN Other Alien # 1 DURING THE YEAR

19

| Line of Business | Gross Premiums, Including Policy and Membership Fees, Less Return Premiums and Premiums on Policies not Taken | | 3 Dividends Paid or Credited to Policyholders on Direct Business | 4 Direct Unearned Premium Reserves | 5 Direct Losses Paid (deducting salvage) | 6 Direct Losses Incurred | 7 Direct Losses Unpaid | 8 Direct Defense and Cost Containment Expense Paid | 9 Direct Defense and Cost Containment Expense Incurred | 10 Direct Defense and Cost Containment Expense Unpaid | 11 Commissions and Brokerage Expenses | 12 Taxes, Licenses and Fees |
|--|---|-----------------------------|---|---------------------------------------|---|-----------------------------|---------------------------|---|---|--|--|--------------------------------|
| | 1 Direct Premiums Written | 2 Direct Premiums Earned | | | | | | | | | | |
| 1. Fire..... | 332,203 | 373,104 | | 183,170 | | | | | | | | |
| 2.1 Allied lines..... | 203,377 | 227,992 | | 111,656 | | | | | | | | |
| 2.2 Multiple peril crop..... | | | | | | | | | | | | |
| 2.3 Federal flood..... | | | | | | | | | | | | |
| 2.4 Private crop..... | | | | | | | | | | | | |
| 3. Farmowners multiple peril..... | | | | | | | | | | | | |
| 4. Homeowners multiple peril..... | | | | | | | | | | | | |
| 5.1 Commercial multiple peril (non-liability portion)..... | 113,654 | 129,906 | | 46,701 | | | | | | | | |
| 5.2 Commercial multiple peril (liability portion)..... | | | | | | | | | | | | |
| 6. Mortgage guaranty..... | | | | | | | | | | | | |
| 8. Ocean marine..... | | | | | | | | | | | | |
| 9. Inland marine..... | 283,467 | 265,966 | | 154,666 | | | | | | | | |
| 10. Financial guaranty..... | | | | | | | | | | | | |
| 11. Medical professional liability..... | | | | | | | | | | | | |
| 12. Earthquake..... | | | | | | | | | | | | |
| 13. Group accident and health (b)..... | | | | | | | | | | | | |
| 14. Credit A&H (group and individual)..... | | | | | | | | | | | | |
| 15.1 Collectively renewable A&H (b)..... | | | | | | | | | | | | |
| 15.2 Non-cancelable A&H (b)..... | | | | | | | | | | | | |
| 15.3 Guaranteed renewable A&H (b)..... | | | | | | | | | | | | |
| 15.4 Non-renewable for stated reasons only (b)..... | | | | | | | | | | | | |
| 15.5 Other accident only..... | | | | | | | | | | | | |
| 15.6 Medicare Title XVIII exempt from state taxes or fees..... | | | | | | | | | | | | |
| 15.7 All other A&H (b)..... | | | | | | | | | | | | |
| 15.8 Federal employees health benefits plan premium (b)..... | | | | | | | | | | | | |
| 16. Workers' compensation..... | | | | | | | | | | | | |
| 17.1 Other liability-occurrence..... | | | | | | 3,599,950 | 3,600,000 | 103,507 | 6,025,630 | 5,922,257 | | |
| 17.2 Other liability-claims-made..... | | | | | | | | | | | | |
| 17.3 Excess workers' compensation..... | | | | | | | | | | | | |
| 18. Products liability..... | | | | | | | | | | | | |
| 19.1 Private passenger auto no-fault (personal injury protection)..... | | | | | | | | | | | | |
| 19.2 Other private passenger auto liability..... | | | | | | | | | | | | |
| 19.3 Commercial auto no-fault (personal injury protection)..... | | | | | | | | | | | | |
| 19.4 Other commercial auto liability..... | | | | | | | | | | | | |
| 21.1 Private passenger auto physical damage..... | | | | | | | | | | | | |
| 21.2 Commercial auto physical damage..... | | | | | | | | | | | | |
| 22. Aircraft (all perils)..... | | | | | | | | | | | | |
| 23. Fidelity..... | | | | | | | | | | | | |
| 24. Surety..... | | | | | | | | | | | | |
| 26. Burglary and theft..... | | | | | | | | | | | | |
| 27. Boiler and machinery..... | 13,328 | 12,561 | | 9,136 | | | | | | | | |
| 28. Credit..... | | | | | | | | | | | | |
| 30. Warranty..... | | | | | | | | | | | | |
| 34. Aggregate write-ins for other lines of business..... | 0 | 0 | 0 | 0 | 0 | 0 | 0 | 0 | 0 | 0 | 0 | 0 |
| 35. TOTALS (a)..... | 946,031 | 1,009,529 | 0 | 505,328 | 0 | 3,599,950 | 3,600,000 | 103,507 | 6,025,630 | 5,922,257 | 0 | 0 |

DETAILS OF WRITE-INS

| | | | | | | | | | | | | |
|--|---|---|---|---|---|---|---|---|---|---|---|---|
| 3401..... | | | | | | | | | | | | |
| 3402..... | | | | | | | | | | | | |
| 3403..... | | | | | | | | | | | | |
| 3498. Summary of remaining write-ins for Line 34 from overflow page..... | 0 | 0 | 0 | 0 | 0 | 0 | 0 | 0 | 0 | 0 | 0 | 0 |
| 3499. TOTALS (Lines 3401 thru 3403 plus 3498) (Line 34 above)..... | 0 | 0 | 0 | 0 | 0 | 0 | 0 | 0 | 0 | 0 | 0 | 0 |

(a) Finance and service charges not included in Lines 1 to 35 \$.....0.

(b) For health business on indicated lines report: Number of persons insured under PPO managed care products.....0 and number of persons insured under indemnity only products.....0.

EXHIBIT OF PREMIUMS AND LOSSES (Statutory Page 14 Data)



NAIC Group Code.....0065 NAIC Company Code....10014

BUSINESS IN THE STATE OF ALASKA DURING THE YEAR

19

| Line of Business | Gross Premiums, Including Policy and Membership Fees, Less Return Premiums and Premiums on Policies not Taken | | 3 Dividends Paid or Credited to Policyholders on Direct Business | 4 Direct Unearned Premium Reserves | 5 Direct Losses Paid (deducting salvage) | 6 Direct Losses Incurred | 7 Direct Losses Unpaid | 8 Direct Defense and Cost Containment Expense Paid | 9 Direct Defense and Cost Containment Expense Incurred | 10 Direct Defense and Cost Containment Expense Unpaid | 11 Commissions and Brokerage Expenses | 12 Taxes, Licenses and Fees |
|--|---|-----------------------------|---|---------------------------------------|---|-----------------------------|---------------------------|---|---|--|--|--------------------------------|
| | 1 Direct Premiums Written | 2 Direct Premiums Earned | | | | | | | | | | |
| 1. Fire..... | 1,198,206 | 1,242,082 | | 828,042 | | | | | | | 122,885 | 30,522 |
| 2.1 Allied lines..... | 628,539 | 644,599 | | 409,046 | 16,518 | 16,518 | | | | | 63,762 | 15,837 |
| 2.2 Multiple peril crop..... | | | | | | | | | | | | |
| 2.3 Federal flood..... | | | | | | | | | | | | |
| 2.4 Private crop..... | | | | | | | | | | | | |
| 3. Farmowners multiple peril..... | | | | | | | | | | | | |
| 4. Homeowners multiple peril..... | | | | | | | | | | | | |
| 5.1 Commercial multiple peril (non-liability portion)..... | 110,369 | 116,662 | | 45,835 | | | | | | | 10,899 | 2,707 |
| 5.2 Commercial multiple peril (liability portion)..... | | | | | | | | | | | | |
| 6. Mortgage guaranty..... | | | | | | | | | | | | |
| 8. Ocean marine..... | 5,000 | 6,596 | | 2,493 | | | | | | | 503 | 125 |
| 9. Inland marine..... | 2,256,354 | 2,483,851 | | 1,414,778 | 466,674 | 233,063 | 604,944 | | 2,936 | 7,288 | 237,559 | 59,004 |
| 10. Financial guaranty..... | | | | | | | | | | | | |
| 11. Medical professional liability..... | | | | | | | | | | | | |
| 12. Earthquake..... | | | | | | | | | | | | |
| 13. Group accident and health (b)..... | | | | | | | | | | | | |
| 14. Credit A&H (group and individual)..... | | | | | | | | | | | | |
| 15.1 Collectively renewable A&H (b)..... | | | | | | | | | | | | |
| 15.2 Non-cancelable A&H (b)..... | | | | | | | | | | | | |
| 15.3 Guaranteed renewable A&H (b)..... | | | | | | | | | | | | |
| 15.4 Non-renewable for stated reasons only (b)..... | | | | | | | | | | | | |
| 15.5 Other accident only..... | | | | | | | | | | | | |
| 15.6 Medicare Title XVIII exempt from state taxes or fees..... | | | | | | | | | | | | |
| 15.7 All other A&H (b)..... | | | | | | | | | | | | |
| 15.8 Federal employees health benefits plan premium (b)..... | | | | | | | | | | | | |
| 16. Workers' compensation..... | | | | | | | | | | | | |
| 17.1 Other liability-occurrence..... | | | | | | | | | | | | |
| 17.2 Other liability-claims-made..... | | | | | | | | | | | | |
| 17.3 Excess workers' compensation..... | | | | | | | | | | | | |
| 18. Products liability..... | | | | | | | | | | | | |
| 19.1 Private passenger auto no-fault (personal injury protection)..... | | | | | | | | | | | | |
| 19.2 Other private passenger auto liability..... | | | | | | | | | | | | |
| 19.3 Commercial auto no-fault (personal injury protection)..... | | | | | | | | | | | | |
| 19.4 Other commercial auto liability..... | | | | | | | | | | | | |
| 21.1 Private passenger auto physical damage..... | | | | | | | | | | | | |
| 21.2 Commercial auto physical damage..... | | | | | | | | | | | | |
| 22. Aircraft (all perils)..... | | | | | | | | | | | | |
| 23. Fidelity..... | | | | | | | | | | | | |
| 24. Surety..... | | | | | | | | | | | | |
| 26. Burglary and theft..... | | | | | | | | | | | | |
| 27. Boiler and machinery..... | 121,726 | 129,192 | | 78,381 | 64,099 | 64,099 | | | | | 12,889 | 3,201 |
| 28. Credit..... | | | | | | | | | | | | |
| 30. Warranty..... | | | | | | | | | | | | |
| 34. Aggregate write-ins for other lines of business..... | 0 | 0 | 0 | 0 | 0 | 0 | 0 | 0 | 0 | 0 | 0 | 0 |
| 35. TOTALS (a)..... | 4,320,194 | 4,622,982 | 0 | 2,778,575 | 547,291 | 313,680 | 604,944 | 0 | 2,936 | 7,288 | 448,496 | 111,396 |

DETAILS OF WRITE-INS

| | | | | | | | | | | | | |
|--|---|---|---|---|---|---|---|---|---|---|---|---|
| 3401..... | | | | | | | | | | | | |
| 3402..... | | | | | | | | | | | | |
| 3403..... | | | | | | | | | | | | |
| 3498. Summary of remaining write-ins for Line 34 from overflow page..... | 0 | 0 | 0 | 0 | 0 | 0 | 0 | 0 | 0 | 0 | 0 | 0 |
| 3499. TOTALS (Lines 3401 thru 3403 plus 3498) (Line 34 above)..... | 0 | 0 | 0 | 0 | 0 | 0 | 0 | 0 | 0 | 0 | 0 | 0 |

(a) Finance and service charges not included in Lines 1 to 35 \$.....0.

(b) For health business on indicated lines report: Number of persons insured under PPO managed care products.....0 and number of persons insured under indemnity only products.....0.

EXHIBIT OF PREMIUMS AND LOSSES (Statutory Page 14 Data)



NAIC Group Code.....0065 NAIC Company Code....10014

BUSINESS IN THE STATE OF ALABAMA DURING THE YEAR

| Line of Business | Gross Premiums, Including Policy and Membership Fees, Less Return Premiums and Premiums on Policies not Taken | | 3 Dividends Paid or Credited to Policyholders on Direct Business | 4 Direct Unearned Premium Reserves | 5 Direct Losses Paid (deducting salvage) | 6 Direct Losses Incurred | 7 Direct Losses Unpaid | 8 Direct Defense and Cost Containment Expense Paid | 9 Direct Defense and Cost Containment Expense Incurred | 10 Direct Defense and Cost Containment Expense Unpaid | 11 Commissions and Brokerage Expenses | 12 Taxes, Licenses and Fees |
|--|---|-----------------------------|---|---------------------------------------|---|-----------------------------|---------------------------|---|---|--|--|--------------------------------|
| | 1 Direct Premiums Written | 2 Direct Premiums Earned | | | | | | | | | | |
| 1. Fire..... | 1,745,654 | 1,578,376 | | 1,075,423 | 1,059,726 | 109,601 | 227,903 | | (6,259) | 3,763 | 180,165 | 44,749 |
| 2.1 Allied lines..... | 1,105,297 | 1,125,849 | | 677,482 | 562,193 | 251,656 | 1 | | (2,874) | 0 | 111,139 | 27,604 |
| 2.2 Multiple peril crop..... | | | | | | | | | | | | |
| 2.3 Federal flood..... | | | | | | | | | | | | |
| 2.4 Private crop..... | | | | | | | | | | | | |
| 3. Farmowners multiple peril..... | | | | | | | | | | | | |
| 4. Homeowners multiple peril..... | 6,039 | 6,240 | 903 | 2,521 | 1,200 | 1,200 | | | | | | 151 |
| 5.1 Commercial multiple peril (non-liability portion)..... | 1,231,895 | 1,422,957 | | 458,498 | | | | | | | 109,374 | 27,166 |
| 5.2 Commercial multiple peril (liability portion)..... | | | | | | | | | | | | |
| 6. Mortgage guaranty..... | | | | | | | | | | | | |
| 8. Ocean marine..... | | | | | | | | | | | | |
| 9. Inland marine..... | 986,048 | 1,021,881 | | 593,049 | 356,736 | 313,582 | 127,540 | 127,540 | 1,974 | 1,974 | 109,487 | 27,194 |
| 10. Financial guaranty..... | | | | | | | | | (224) | | | |
| 11. Medical professional liability..... | | | | | | | | | | | | |
| 12. Earthquake..... | | | | | | | | | | | | |
| 13. Group accident and health (b)..... | | | | | | | | | | | | |
| 14. Credit A&H (group and individual)..... | | | | | | | | | | | | |
| 15.1 Collectively renewable A&H (b)..... | | | | | | | | | | | | |
| 15.2 Non-cancelable A&H (b)..... | | | | | | | | | | | | |
| 15.3 Guaranteed renewable A&H (b)..... | | | | | | | | | | | | |
| 15.4 Non-renewable for stated reasons only (b)..... | | | | | | | | | | | | |
| 15.5 Other accident only..... | | | | | | | | | | | | |
| 15.6 Medicare Title XVIII exempt from state taxes or fees..... | | | | | | | | | | | | |
| 15.7 All other A&H (b)..... | | | | | | | | | | | | |
| 15.8 Federal employees health benefits plan premium (b)..... | | | | | | | | | | | | |
| 16. Workers' compensation..... | | | | | | (35,819) | 144,332 | | (10,450) | 57,889 | | |
| 17.1 Other liability-occurrence..... | | | | | 9,333 | (43,861) | 3,817 | 8,341 | (17,497) | 1,133 | | |
| 17.2 Other liability-claims-made..... | | | | | | | | | | | | |
| 17.3 Excess workers' compensation..... | | | | | | | | | | | | |
| 18. Products liability..... | | | | | | 8 | 23 | 1,422 | 1,423 | 4 | | |
| 19.1 Private passenger auto no-fault (personal injury protection)..... | | | | | | | | | | | | |
| 19.2 Other private passenger auto liability..... | | | | | | | | | | | | |
| 19.3 Commercial auto no-fault (personal injury protection)..... | | | | | | | | | | | | |
| 19.4 Other commercial auto liability..... | | | | | | | | | | | | |
| 21.1 Private passenger auto physical damage..... | | | | | | | | | | | | |
| 21.2 Commercial auto physical damage..... | | | | | | | | | | | | |
| 22. Aircraft (all perils)..... | | | | | | | | | | | | |
| 23. Fidelity..... | | | | | | | | | | | | |
| 24. Surety..... | | | | | | | | | | | | |
| 26. Burglary and theft..... | | | | | | | | | | | | |
| 27. Boiler and machinery..... | 408,536 | 386,289 | | 221,259 | 157,444 | 157,444 | | | | | 43,493 | 10,803 |
| 28. Credit..... | | | | | | | | | | | | |
| 30. Warranty..... | | | | | | | | | | | | |
| 34. Aggregate write-ins for other lines of business..... | 0 | 0 | 0 | 0 | 0 | 0 | 0 | 0 | 0 | 0 | 0 | 0 |
| 35. TOTALS (a)..... | 5,483,469 | 5,541,592 | 903 | 3,028,232 | 2,146,632 | 881,350 | 503,616 | 9,763 | (33,907) | 64,763 | 553,659 | 137,667 |

DETAILS OF WRITE-INS

| | | | | | | | | | | | | |
|--|---|---|---|---|---|---|---|---|---|---|---|---|
| 3401..... | | | | | | | | | | | | |
| 3402..... | | | | | | | | | | | | |
| 3403..... | | | | | | | | | | | | |
| 3498. Summary of remaining write-ins for Line 34 from overflow page..... | 0 | 0 | 0 | 0 | 0 | 0 | 0 | 0 | 0 | 0 | 0 | 0 |
| 3499. TOTALS (Lines 3401 thru 3403 plus 3498) (Line 34 above)..... | 0 | 0 | 0 | 0 | 0 | 0 | 0 | 0 | 0 | 0 | 0 | 0 |

(a) Finance and service charges not included in Lines 1 to 35 \$.....0.

(b) For health business on indicated lines report: Number of persons insured under PPO managed care products.....0 and number of persons insured under indemnity only products.....0.

EXHIBIT OF PREMIUMS AND LOSSES (Statutory Page 14 Data)



NAIC Group Code.....0065 NAIC Company Code....10014

BUSINESS IN THE STATE OF ARKANSAS DURING THE YEAR

| Line of Business | Gross Premiums, Including Policy and Membership Fees, Less Return Premiums and Premiums on Policies not Taken | | 3 Dividends Paid or Credited to Policyholders on Direct Business | 4 Direct Unearned Premium Reserves | 5 Direct Losses Paid (deducting salvage) | 6 Direct Losses Incurred | 7 Direct Losses Unpaid | 8 Direct Defense and Cost Containment Expense Paid | 9 Direct Defense and Cost Containment Expense Incurred | 10 Direct Defense and Cost Containment Expense Unpaid | 11 Commissions and Brokerage Expenses | 12 Taxes, Licenses and Fees |
|--|---|-----------------------------|---|---------------------------------------|---|-----------------------------|---------------------------|---|---|--|--|--------------------------------|
| | 1 Direct Premiums Written | 2 Direct Premiums Earned | | | | | | | | | | |
| 1. Fire..... | 2,316,951 | 2,174,693 | | 1,292,533 | 424,549 | 471,067 | 107,494 | | 1,256 | 1,775 | 230,912 | 57,353 |
| 2.1 Allied lines..... | 1,201,027 | 1,127,587 | | 670,352 | 3,500,182 | 3,493,529 | 1 | | (62) | 0 | 119,748 | 29,743 |
| 2.2 Multiple peril crop..... | | | | | | | | | | | | |
| 2.3 Federal flood..... | | | | | | | | | | | | |
| 2.4 Private crop..... | | | | | | | | | | | | |
| 3. Farmowners multiple peril..... | | | | | | | | | | | | |
| 4. Homeowners multiple peril..... | 847 | 805 | 208 | 281 | | | | | | | | 21 |
| 5.1 Commercial multiple peril (non-liability portion)..... | 793,028 | 723,623 | | 369,372 | 27,180 | 27,180 | | 4,747 | 4,747 | | 77,954 | 19,362 |
| 5.2 Commercial multiple peril (liability portion)..... | | | | | | | | | | | | |
| 6. Mortgage guaranty..... | | | | | | | | | | | | |
| 8. Ocean marine..... | | | | | | | | | | | | |
| 9. Inland marine..... | 1,958,394 | 1,906,814 | | 1,189,260 | 3,423,727 | 3,425,878 | 2,150 | | 26 | 26 | 193,864 | 48,151 |
| 10. Financial guaranty..... | | | | | | | | | | | | |
| 11. Medical professional liability..... | | | | | | | | | | | | |
| 12. Earthquake..... | | | | | | | | | | | | |
| 13. Group accident and health (b)..... | | | | | | | | | | | | |
| 14. Credit A&H (group and individual)..... | | | | | | | | | | | | |
| 15.1 Collectively renewable A&H (b)..... | | | | | | | | | | | | |
| 15.2 Non-cancelable A&H (b)..... | | | | | | | | | | | | |
| 15.3 Guaranteed renewable A&H (b)..... | | | | | | | | | | | | |
| 15.4 Non-renewable for stated reasons only (b)..... | | | | | | | | | | | | |
| 15.5 Other accident only..... | | | | | | | | | | | | |
| 15.6 Medicare Title XVIII exempt from state taxes or fees..... | | | | | | | | | | | | |
| 15.7 All other A&H (b)..... | | | | | | | | | | | | |
| 15.8 Federal employees health benefits plan premium (b)..... | | | | | | | | | | | | |
| 16. Workers' compensation..... | | | | | | | | | | | | |
| 17.1 Other liability-occurrence..... | | | | | | | | | | | | |
| 17.2 Other liability-claims-made..... | | | | | | | | | | | | |
| 17.3 Excess workers' compensation..... | | | | | | | | | | | | |
| 18. Products liability..... | | | | | | | | | | | | |
| 19.1 Private passenger auto no-fault (personal injury protection)..... | | | | | | | | | | | | |
| 19.2 Other private passenger auto liability..... | | | | | | | | | | | | |
| 19.3 Commercial auto no-fault (personal injury protection)..... | | | | | | | | | | | | |
| 19.4 Other commercial auto liability..... | | | | | | | | | | | | |
| 21.1 Private passenger auto physical damage..... | | | | | | | | | | | | |
| 21.2 Commercial auto physical damage..... | | | | | | | | | | | | |
| 22. Aircraft (all perils)..... | | | | | | | | | | | | |
| 23. Fidelity..... | | | | | | | | | | | | |
| 24. Surety..... | | | | | | | | | | | | |
| 26. Burglary and theft..... | | | | | | | | | | | | |
| 27. Boiler and machinery..... | 487,796 | 467,757 | | 247,834 | | | | | | | 48,822 | 12,126 |
| 28. Credit..... | | | | | | | | | | | | |
| 30. Warranty..... | | | | | | | | | | | | |
| 34. Aggregate write-ins for other lines of business..... | 0 | 0 | 0 | 0 | 0 | 0 | 0 | 0 | 0 | 0 | 0 | 0 |
| 35. TOTALS (a)..... | 6,758,043 | 6,401,279 | 208 | 3,769,632 | 7,375,638 | 7,417,653 | 109,646 | 4,747 | 5,967 | 1,801 | 671,300 | 166,756 |

DETAILS OF WRITE-INS

| | | | | | | | | | | | | |
|--|---|---|---|---|---|---|---|---|---|---|---|---|
| 3401..... | | | | | | | | | | | | |
| 3402..... | | | | | | | | | | | | |
| 3403..... | | | | | | | | | | | | |
| 3498. Summary of remaining write-ins for Line 34 from overflow page..... | 0 | 0 | 0 | 0 | 0 | 0 | 0 | 0 | 0 | 0 | 0 | 0 |
| 3499. TOTALS (Lines 3401 thru 3403 plus 3498) (Line 34 above)..... | 0 | 0 | 0 | 0 | 0 | 0 | 0 | 0 | 0 | 0 | 0 | 0 |

(a) Finance and service charges not included in Lines 1 to 35 \$.....0.

(b) For health business on indicated lines report: Number of persons insured under PPO managed care products.....0 and number of persons insured under indemnity only products.....0.

EXHIBIT OF PREMIUMS AND LOSSES (Statutory Page 14 Data)



NAIC Group Code.....0065 NAIC Company Code....10014

BUSINESS IN AMERICAN SAMOA DURING THE YEAR

19

| Line of Business | Gross Premiums, Including Policy and Membership Fees, Less Return Premiums and Premiums on Policies not Taken | | 3 Dividends Paid or Credited to Policyholders on Direct Business | 4 Direct Unearned Premium Reserves | 5 Direct Losses Paid (deducting salvage) | 6 Direct Losses Incurred | 7 Direct Losses Unpaid | 8 Direct Defense and Cost Containment Expense Paid | 9 Direct Defense and Cost Containment Expense Incurred | 10 Direct Defense and Cost Containment Expense Unpaid | 11 Commissions and Brokerage Expenses | 12 Taxes, Licenses and Fees |
|--|---|-----------------------------|---|---------------------------------------|---|-----------------------------|---------------------------|---|---|--|--|--------------------------------|
| | 1 Direct Premiums Written | 2 Direct Premiums Earned | | | | | | | | | | |
| 1. Fire..... | | | | | | | | | | | | |
| 2.1 Allied lines..... | | | | | | | | | | | | |
| 2.2 Multiple peril crop..... | | | | | | | | | | | | |
| 2.3 Federal flood..... | | | | | | | | | | | | |
| 2.4 Private crop..... | | | | | | | | | | | | |
| 3. Farmowners multiple peril..... | | | | | | | | | | | | |
| 4. Homeowners multiple peril..... | | | | | | | | | | | | |
| 5.1 Commercial multiple peril (non-liability portion)..... | | | | | | | | | | | | |
| 5.2 Commercial multiple peril (liability portion)..... | | | | | | | | | | | | |
| 6. Mortgage guaranty..... | | | | | | | | | | | | |
| 8. Ocean marine..... | | | | | | | | | | | | |
| 9. Inland marine..... | | | | | | | | | | | | |
| 10. Financial guaranty..... | | | | | | | | | | | | |
| 11. Medical professional liability..... | | | | | | | | | | | | |
| 12. Earthquake..... | | | | | | | | | | | | |
| 13. Group accident and health (b)..... | | | | | | | | | | | | |
| 14. Credit A&H (group and individual)..... | | | | | | | | | | | | |
| 15.1 Collectively renewable A&H (b)..... | | | | | | | | | | | | |
| 15.2 Non-cancelable A&H (b)..... | | | | | | | | | | | | |
| 15.3 Guaranteed renewable A&H (b)..... | | | | | | | | | | | | |
| 15.4 Non-renewable for stated reasons only (b)..... | | | | | | | | | | | | |
| 15.5 Other accident only..... | | | | | | | | | | | | |
| 15.6 Medicare Title XVIII exempt from state taxes or fees..... | | | | | | | | | | | | |
| 15.7 All other A&H (b)..... | | | | | | | | | | | | |
| 15.8 Federal employees health benefits plan premium (b)..... | | | | | | | | | | | | |
| 16. Workers' compensation..... | | | | | | | | | | | | |
| 17.1 Other liability-occurrence..... | | | | | | | | | | | | |
| 17.2 Other liability-claims-made..... | | | | | | | | | | | | |
| 17.3 Excess workers' compensation..... | | | | | | | | | | | | |
| 18. Products liability..... | | | | | | | | | | | | |
| 19.1 Private passenger auto no-fault (personal injury protection)..... | | | | | | | | | | | | |
| 19.2 Other private passenger auto liability..... | | | | | | | | | | | | |
| 19.3 Commercial auto no-fault (personal injury protection)..... | | | | | | | | | | | | |
| 19.4 Other commercial auto liability..... | | | | | | | | | | | | |
| 21.1 Private passenger auto physical damage..... | | | | | | | | | | | | |
| 21.2 Commercial auto physical damage..... | | | | | | | | | | | | |
| 22. Aircraft (all perils)..... | | | | | | | | | | | | |
| 23. Fidelity..... | | | | | | | | | | | | |
| 24. Surety..... | | | | | | | | | | | | |
| 26. Burglary and theft..... | | | | | | | | | | | | |
| 27. Boiler and machinery..... | | | | | | | | | | | | |
| 28. Credit..... | | | | | | | | | | | | |
| 30. Warranty..... | | | | | | | | | | | | |
| 34. Aggregate write-ins for other lines of business..... | 0 | 0 | 0 | 0 | 0 | 0 | 0 | 0 | 0 | 0 | 0 | 0 |
| 35. TOTALS (a)..... | 0 | 0 | 0 | 0 | 0 | 0 | 0 | 0 | 0 | 0 | 0 | 0 |

DETAILS OF WRITE-INS

| | | | | | | | | | | | | |
|--|---|---|---|---|---|---|---|---|---|---|---|---|
| 3401..... | | | | | | | | | | | | |
| 3402..... | | | | | | | | | | | | |
| 3403..... | | | | | | | | | | | | |
| 3498. Summary of remaining write-ins for Line 34 from overflow page..... | 0 | 0 | 0 | 0 | 0 | 0 | 0 | 0 | 0 | 0 | 0 | 0 |
| 3499. TOTALS (Lines 3401 thru 3403 plus 3498) (Line 34 above)..... | 0 | 0 | 0 | 0 | 0 | 0 | 0 | 0 | 0 | 0 | 0 | 0 |

(a) Finance and service charges not included in Lines 1 to 35 \$.....0.

(b) For health business on indicated lines report: Number of persons insured under PPO managed care products.....0 and number of persons insured under indemnity only products.....0.

EXHIBIT OF PREMIUMS AND LOSSES (Statutory Page 14 Data)



NAIC Group Code.....0065 NAIC Company Code....10014

BUSINESS IN THE STATE OF ARIZONA DURING THE YEAR

| Line of Business | Gross Premiums, Including Policy and Membership Fees, Less Return Premiums and Premiums on Policies not Taken | | 3 Dividends Paid or Credited to Policyholders on Direct Business | 4 Direct Unearned Premium Reserves | 5 Direct Losses Paid (deducting salvage) | 6 Direct Losses Incurred | 7 Direct Losses Unpaid | 8 Direct Defense and Cost Containment Expense Paid | 9 Direct Defense and Cost Containment Expense Incurred | 10 Direct Defense and Cost Containment Expense Unpaid | 11 Commissions and Brokerage Expenses | 12 Taxes, Licenses and Fees |
|--|---|-----------------------------|---|---------------------------------------|---|-----------------------------|---------------------------|---|---|--|--|--------------------------------|
| | 1 Direct Premiums Written | 2 Direct Premiums Earned | | | | | | | | | | |
| 1. Fire..... | 2,770,502 | 2,938,419 | | 1,466,665 | 188,626 | 77,484 | | | (946) | | 279,993 | 69,544 |
| 2.1 Allied lines..... | 1,423,698 | 1,522,605 | | 738,283 | 666,485 | 94,465 | 109,715 | | (4,663) | 1,645 | 145,181 | 36,060 |
| 2.2 Multiple peril crop..... | | | | | | | | | | | | |
| 2.3 Federal flood..... | | | | | | | | | | | | |
| 2.4 Private crop..... | | | | | | | | | | | | |
| 3. Farmowners multiple peril..... | | | | | | | | | | | | |
| 4. Homeowners multiple peril..... | 4,029 | 4,176 | 1,058 | 2,525 | | | | | | | | 101 |
| 5.1 Commercial multiple peril (non-liability portion)..... | 496,570 | 472,466 | | 262,256 | | | | | | | 49,924 | 12,400 |
| 5.2 Commercial multiple peril (liability portion)..... | | | | | | | | | | | | |
| 6. Mortgage guaranty..... | | | | | | | | | | | | |
| 8. Ocean marine..... | 185,107 | 184,939 | | 507 | | (10,949) | 1,275 | | (81) | 20 | 18,605 | 4,621 |
| 9. Inland marine..... | 2,173,413 | 2,032,899 | | 1,211,413 | 1,727,177 | 592,316 | 740,748 | 1,100 | 290 | 8,924 | 213,020 | 52,909 |
| 10. Financial guaranty..... | | | | | | | | | | | | |
| 11. Medical professional liability..... | | | | | | | | | | | | |
| 12. Earthquake..... | | | | | | | | | | | | |
| 13. Group accident and health (b)..... | | | | | | | | | | | | |
| 14. Credit A&H (group and individual)..... | | | | | | | | | | | | |
| 15.1 Collectively renewable A&H (b)..... | | | | | | | | | | | | |
| 15.2 Non-cancelable A&H (b)..... | | | | | | | | | | | | |
| 15.3 Guaranteed renewable A&H (b)..... | | | | | | | | | | | | |
| 15.4 Non-renewable for stated reasons only (b)..... | | | | | | | | | | | | |
| 15.5 Other accident only..... | | | | | | | | | | | | |
| 15.6 Medicare Title XVIII exempt from state taxes or fees..... | | | | | | | | | | | | |
| 15.7 All other A&H (b)..... | | | | | | | | | | | | |
| 15.8 Federal employees health benefits plan premium (b)..... | | | | | | | | | | | | |
| 16. Workers' compensation..... | | | | | | (34,908) | 140,661 | | (10,184) | 56,416 | | |
| 17.1 Other liability-occurrence..... | | | | | | | | | | | | |
| 17.2 Other liability-claims-made..... | | | | | | | | | | | | |
| 17.3 Excess workers' compensation..... | | | | | | | | | | | | |
| 18. Products liability..... | | | | | | | | | | | | |
| 19.1 Private passenger auto no-fault (personal injury protection)..... | | | | | | | | | | | | |
| 19.2 Other private passenger auto liability..... | | | | | | | | | | | | |
| 19.3 Commercial auto no-fault (personal injury protection)..... | | | | | | | | | | | | |
| 19.4 Other commercial auto liability..... | | | | | | | | | | | | |
| 21.1 Private passenger auto physical damage..... | | | | | | | | | | | | |
| 21.2 Commercial auto physical damage..... | | | | | | | | | | | | |
| 22. Aircraft (all perils)..... | | | | | | | | | | | | |
| 23. Fidelity..... | | | | | | | | | | | | |
| 24. Surety..... | | | | | | | | | | | | |
| 26. Burglary and theft..... | | | | | | | | | | | | |
| 27. Boiler and machinery..... | 555,737 | 556,937 | | 302,358 | 59,918 | 469,582 | 434,937 | | 6,379 | 6,553 | 56,303 | 13,984 |
| 28. Credit..... | | | | | | | | | | | | |
| 30. Warranty..... | | | | | | | | | | | | |
| 34. Aggregate write-ins for other lines of business..... | 0 | 0 | 0 | 0 | 0 | 0 | 0 | 0 | 0 | 0 | 0 | 0 |
| 35. TOTALS (a)..... | 7,609,056 | 7,712,440 | 1,058 | 3,984,008 | 2,642,207 | 1,187,990 | 1,427,337 | 1,100 | (9,205) | 73,559 | 763,025 | 189,619 |

DETAILS OF WRITE-INS

| | | | | | | | | | | | | |
|--|---|---|---|---|---|---|---|---|---|---|---|---|
| 3401..... | | | | | | | | | | | | |
| 3402..... | | | | | | | | | | | | |
| 3403..... | | | | | | | | | | | | |
| 3498. Summary of remaining write-ins for Line 34 from overflow page..... | 0 | 0 | 0 | 0 | 0 | 0 | 0 | 0 | 0 | 0 | 0 | 0 |
| 3499. TOTALS (Lines 3401 thru 3403 plus 3498) (Line 34 above)..... | 0 | 0 | 0 | 0 | 0 | 0 | 0 | 0 | 0 | 0 | 0 | 0 |

(a) Finance and service charges not included in Lines 1 to 35 \$.....0.

(b) For health business on indicated lines report: Number of persons insured under PPO managed care products.....0 and number of persons insured under indemnity only products.....0.

EXHIBIT OF PREMIUMS AND LOSSES (Statutory Page 14 Data)



NAIC Group Code.....0065 NAIC Company Code....10014

BUSINESS IN THE STATE OF CALIFORNIA DURING THE YEAR

| Line of Business | Gross Premiums, Including Policy and Membership Fees, Less Return Premiums and Premiums on Policies not Taken | | 3 Dividends Paid or Credited to Policyholders on Direct Business | 4 Direct Unearned Premium Reserves | 5 Direct Losses Paid (deducting salvage) | 6 Direct Losses Incurred | 7 Direct Losses Unpaid | 8 Direct Defense and Cost Containment Expense Paid | 9 Direct Defense and Cost Containment Expense Incurred | 10 Direct Defense and Cost Containment Expense Unpaid | 11 Commissions and Brokerage Expenses | 12 Taxes, Licenses and Fees |
|--|---|-----------------------------|---|---------------------------------------|---|-----------------------------|---------------------------|---|---|--|--|--------------------------------|
| | 1 Direct Premiums Written | 2 Direct Premiums Earned | | | | | | | | | | |
| 1. Fire..... | 30,526,845 | 30,360,622 | | 14,339,474 | 14,040,749 | 9,296,157 | 6,019,580 | 276,900 | 284,766 | 109,601 | 3,021,806 | 750,547 |
| 2.1 Allied lines..... | 15,757,073 | 16,033,544 | | 7,273,999 | 4,016,222 | 3,102,935 | 1,754,754 | | 1,628 | 26,317 | 1,579,620 | 392,341 |
| 2.2 Multiple peril crop..... | | | | | | | | | | | | |
| 2.3 Federal flood..... | | | | | | | | | | | | |
| 2.4 Private crop..... | | | | | | | | | | | | |
| 3. Farmowners multiple peril..... | | | | | | | | | | | | |
| 4. Homeowners multiple peril..... | 212,878 | 214,665 | 66,555 | 115,399 | 97,029 | 102,029 | 13,880 | 30,364 | 30,364 | | | 5,314 |
| 5.1 Commercial multiple peril (non-liability portion)..... | 4,238,331 | 4,510,213 | | 2,566,425 | 1,035,570 | 2,046,129 | 1,799,318 | | 20,946 | 27,487 | 442,926 | 110,013 |
| 5.2 Commercial multiple peril (liability portion)..... | | | | | | | | | | | | |
| 6. Mortgage guaranty..... | | | | | | | | | | | | |
| 8. Ocean marine..... | 902,310 | 978,453 | | 360,615 | 455,278 | 18,405,373 | 19,036,237 | 2,366 | 287,951 | 294,560 | 90,691 | 22,526 |
| 9. Inland marine..... | 48,480,728 | 50,185,498 | | 23,452,067 | 7,512,162 | 2,224,798 | 3,989,631 | 113,545 | 112,810 | 47,614 | 4,877,421 | 1,211,439 |
| 10. Financial guaranty..... | | | | | | | | | | | | |
| 11. Medical professional liability..... | | | | | | | | | | | | |
| 12. Earthquake..... | | | | | | | | | | | | |
| 13. Group accident and health (b)..... | | | | | | | | | | | | |
| 14. Credit A&H (group and individual)..... | | | | | | | | | | | | |
| 15.1 Collectively renewable A&H (b)..... | | | | | | | | | | | | |
| 15.2 Non-cancelable A&H (b)..... | | | | | | | | | | | | |
| 15.3 Guaranteed renewable A&H (b)..... | | | | | | | | | | | | |
| 15.4 Non-renewable for stated reasons only (b)..... | | | | | | | | | | | | |
| 15.5 Other accident only..... | | | | | | | | | | | | |
| 15.6 Medicare Title XVIII exempt from state taxes or fees..... | | | | | | | | | | | | |
| 15.7 All other A&H (b)..... | | | | | | | | | | | | |
| 15.8 Federal employees health benefits plan premium (b)..... | | | | | | | | | | | | |
| 16. Workers' compensation..... | | | | | | (3,419) | 13,777 | | (998) | 5,526 | | |
| 17.1 Other liability-occurrence..... | | | | | | (2,614) | 96,971 | | (18,313) | 28,799 | | |
| 17.2 Other liability-claims-made..... | | | | | | | | | | | | |
| 17.3 Excess workers' compensation..... | | | | | | | | | | | | |
| 18. Products liability..... | | | | | | 94,671 | 281,006 | 141,793 | 156,950 | 53,453 | | |
| 19.1 Private passenger auto no-fault (personal injury protection)..... | | | | | | | | | | | | |
| 19.2 Other private passenger auto liability..... | | | | | | | | | | | | |
| 19.3 Commercial auto no-fault (personal injury protection)..... | | | | | | | | | | | | |
| 19.4 Other commercial auto liability..... | | | | | | | | | | | | |
| 21.1 Private passenger auto physical damage..... | | | | | | | | | | | | |
| 21.2 Commercial auto physical damage..... | | | | | | | | | | | | |
| 22. Aircraft (all perils)..... | | | | | | | | | | | | |
| 23. Fidelity..... | | | | | | | | | | | | |
| 24. Surety..... | | | | | | | | | | | | |
| 26. Burglary and theft..... | | | | | | | | | | | | |
| 27. Boiler and machinery..... | 5,079,432 | 5,090,285 | | 2,393,438 | 2,133,564 | 749,075 | 207,752 | 8,663 | (758) | 3,319 | 510,015 | 126,676 |
| 28. Credit..... | | | | | | | | | | | | |
| 30. Warranty..... | | | | | | | | | | | | |
| 34. Aggregate write-ins for other lines of business..... | 0 | 0 | 0 | 0 | 0 | 0 | 0 | 0 | 0 | 0 | 0 | 0 |
| 35. TOTALS (a)..... | 105,197,597 | 107,373,279 | 66,555 | 50,501,417 | 29,290,574 | 36,015,134 | 33,212,905 | 573,631 | 875,347 | 596,675 | 10,522,479 | 2,618,856 |

DETAILS OF WRITE-INS

| | | | | | | | | | | | | |
|--|---|---|---|---|---|---|---|---|---|---|---|---|
| 3401..... | | | | | | | | | | | | |
| 3402..... | | | | | | | | | | | | |
| 3403..... | | | | | | | | | | | | |
| 3498. Summary of remaining write-ins for Line 34 from overflow page..... | 0 | 0 | 0 | 0 | 0 | 0 | 0 | 0 | 0 | 0 | 0 | 0 |
| 3499. TOTALS (Lines 3401 thru 3403 plus 3498) (Line 34 above)..... | 0 | 0 | 0 | 0 | 0 | 0 | 0 | 0 | 0 | 0 | 0 | 0 |

(a) Finance and service charges not included in Lines 1 to 35 \$.....0.

(b) For health business on indicated lines report: Number of persons insured under PPO managed care products.....0 and number of persons insured under indemnity only products.....0.

EXHIBIT OF PREMIUMS AND LOSSES (Statutory Page 14 Data)



NAIC Group Code.....0065 NAIC Company Code....10014

BUSINESS IN CANADA DURING THE YEAR

19

| Line of Business | Gross Premiums, Including Policy and Membership Fees, Less Return Premiums and Premiums on Policies not Taken | | 3 Dividends Paid or Credited to Policyholders on Direct Business | 4 Direct Unearned Premium Reserves | 5 Direct Losses Paid (deducting salvage) | 6 Direct Losses Incurred | 7 Direct Losses Unpaid | 8 Direct Defense and Cost Containment Expense Paid | 9 Direct Defense and Cost Containment Expense Incurred | 10 Direct Defense and Cost Containment Expense Unpaid | 11 Commissions and Brokerage Expenses | 12 Taxes, Licenses and Fees |
|--|---|-----------------------------|---|---------------------------------------|---|-----------------------------|---------------------------|---|---|--|--|--------------------------------|
| | 1 Direct Premiums Written | 2 Direct Premiums Earned | | | | | | | | | | |
| 1. Fire..... | 31,585,848 | 33,878,861 | | 18,112,423 | 16,973,800 | 17,461,700 | 23,170,499 | 4,871 | 317,303 | 505,355 | 3,003,750 | 901,264 |
| 2.1 Allied lines..... | 16,377,116 | 17,559,080 | | 9,152,134 | 16,408,355 | 17,527,761 | 13,003,810 | | 75,890 | 198,146 | 1,557,454 | 467,309 |
| 2.2 Multiple peril crop..... | | | | | | | | | | | | |
| 2.3 Federal flood..... | | | | | | | | | | | | |
| 2.4 Private crop..... | | | | | | | | | | | | |
| 3. Farmowners multiple peril..... | | | | | | | | | | | | |
| 4. Homeowners multiple peril..... | 65,463 | 64,512 | 10,469 | 39,140 | 26,228 | 21,728 | 10,000 | | | | | 1,773 |
| 5.1 Commercial multiple peril (non-liability portion)..... | 8,066,321 | 8,035,441 | | 4,279,031 | 1,990,678 | 9,074,288 | 9,286,726 | | 122,651 | 141,867 | 756,463 | 226,974 |
| 5.2 Commercial multiple peril (liability portion)..... | | | | | | | | | | | | |
| 6. Mortgage guaranty..... | | | | | | | | | | | | |
| 8. Ocean marine..... | 1,713,304 | 1,650,222 | | 640,599 | 480,042 | 1,165,432 | 1,206,315 | | 14,353 | 18,735 | 154,676 | 46,410 |
| 9. Inland marine..... | 35,457,860 | 38,606,793 | | 18,490,317 | 40,808,928 | 33,565,943 | 47,632,591 | 147,899 | 296,161 | 668,956 | 3,198,589 | 959,725 |
| 10. Financial guaranty..... | | | | | | | | | | | | |
| 11. Medical professional liability..... | | | | | | | | | | | | |
| 12. Earthquake..... | | | | | | | | | | | | |
| 13. Group accident and health (b)..... | | | | | | | | | | | | |
| 14. Credit A&H (group and individual)..... | | | | | | | | | | | | |
| 15.1 Collectively renewable A&H (b)..... | | | | | | | | | | | | |
| 15.2 Non-cancelable A&H (b)..... | | | | | | | | | | | | |
| 15.3 Guaranteed renewable A&H (b)..... | | | | | | | | | | | | |
| 15.4 Non-renewable for stated reasons only (b)..... | | | | | | | | | | | | |
| 15.5 Other accident only..... | | | | | | | | | | | | |
| 15.6 Medicare Title XVIII exempt from state taxes or fees..... | | | | | | | | | | | | |
| 15.7 All other A&H (b)..... | | | | | | | | | | | | |
| 15.8 Federal employees health benefits plan premium (b)..... | | | | | | | | | | | | |
| 16. Workers' compensation..... | | | | | | | | | | | | |
| 17.1 Other liability-occurrence..... | | | | | | | 14 | 10,319 | 10,305 | 23 | | |
| 17.2 Other liability-claims-made..... | | | | | | | | | | | | |
| 17.3 Excess workers' compensation..... | | | | | | | | | | | | |
| 18. Products liability..... | | | | | | | 7,750,703 | 5,879 | 3,211,117 | 11,303,504 | | |
| 19.1 Private passenger auto no-fault (personal injury protection)..... | | | | | | | | | | | | |
| 19.2 Other private passenger auto liability..... | | | | | | | | | | | | |
| 19.3 Commercial auto no-fault (personal injury protection)..... | | | | | | | | | | | | |
| 19.4 Other commercial auto liability..... | | | | | | | | | | | | |
| 21.1 Private passenger auto physical damage..... | | | | | | | | | | | | |
| 21.2 Commercial auto physical damage..... | | | | | | | | | | | | |
| 22. Aircraft (all perils)..... | | | | | | | | | | | | |
| 23. Fidelity..... | | | | | | | | | | | | |
| 24. Surety..... | | | | | | | | | | | | |
| 26. Burglary and theft..... | | | | | | | | | | | | |
| 27. Boiler and machinery..... | 6,670,454 | 6,960,521 | | 3,557,887 | 5,388,860 | 4,519,467 | 2,118,584 | 24,107 | 35,404 | 32,369 | 631,025 | 189,337 |
| 28. Credit..... | | | | | | | | | | | | |
| 30. Warranty..... | | | | | | | | | | | | |
| 34. Aggregate write-ins for other lines of business..... | 0 | 0 | 0 | 0 | 0 | 0 | 0 | 0 | 0 | 0 | 0 | 0 |
| 35. TOTALS (a)..... | 99,936,368 | 106,755,431 | 10,469 | 54,271,532 | 82,076,891 | 83,336,319 | 104,179,242 | 193,076 | 4,083,184 | 12,868,954 | 9,301,957 | 2,792,792 |

DETAILS OF WRITE-INS

| | | | | | | | | | | | | |
|--|---|---|---|---|---|---|---|---|---|---|---|---|
| 3401..... | | | | | | | | | | | | |
| 3402..... | | | | | | | | | | | | |
| 3403..... | | | | | | | | | | | | |
| 3498. Summary of remaining write-ins for Line 34 from overflow page..... | 0 | 0 | 0 | 0 | 0 | 0 | 0 | 0 | 0 | 0 | 0 | 0 |
| 3499. TOTALS (Lines 3401 thru 3403 plus 3498) (Line 34 above)..... | 0 | 0 | 0 | 0 | 0 | 0 | 0 | 0 | 0 | 0 | 0 | 0 |

(a) Finance and service charges not included in Lines 1 to 35 \$.....0.
 (b) For health business on indicated lines report: Number of persons insured under PPO managed care products.....0 and number of persons insured under indemnity only products.....0.

EXHIBIT OF PREMIUMS AND LOSSES (Statutory Page 14 Data)



NAIC Group Code.....0065 NAIC Company Code....10014

BUSINESS IN THE STATE OF COLORADO DURING THE YEAR

19

| Line of Business | Gross Premiums, Including Policy and Membership Fees, Less Return Premiums and Premiums on Policies not Taken | | 3 Dividends Paid or Credited to Policyholders on Direct Business | 4 Direct Unearned Premium Reserves | 5 Direct Losses Paid (deducting salvage) | 6 Direct Losses Incurred | 7 Direct Losses Unpaid | 8 Direct Defense and Cost Containment Expense Paid | 9 Direct Defense and Cost Containment Expense Incurred | 10 Direct Defense and Cost Containment Expense Unpaid | 11 Commissions and Brokerage Expenses | 12 Taxes, Licenses and Fees |
|--|---|-----------------------------|---|---------------------------------------|---|-----------------------------|---------------------------|---|---|--|--|--------------------------------|
| | 1 Direct Premiums Written | 2 Direct Premiums Earned | | | | | | | | | | |
| 1. Fire..... | 4,443,536 | 3,598,682 | | 1,791,008 | 374,690 | 217,381 | 426,136 | | 2,072 | 7,036 | 448,512 | 111,400 |
| 2.1 Allied lines..... | 2,303,435 | 2,492,832 | | 929,695 | 3,773,766 | 2,597,851 | 295,811 | | (9,182) | 4,436 | 232,853 | 57,835 |
| 2.2 Multiple peril crop..... | | | | | | | | | | | | |
| 2.3 Federal flood..... | | | | | | | | | | | | |
| 2.4 Private crop..... | | | | | | | | | | | | |
| 3. Farmowners multiple peril..... | | | | | | | | | | | | |
| 4. Homeowners multiple peril..... | 10,715 | 10,470 | 2,714 | 6,799 | | | | | | | | 267 |
| 5.1 Commercial multiple peril (non-liability portion)..... | 507,953 | 548,798 | | 79,022 | 3,700 | (9,260) | | | (107) | | 51,084 | 12,688 |
| 5.2 Commercial multiple peril (liability portion)..... | | | | | | | | | | | | |
| 6. Mortgage guaranty..... | | | | | | | | | | | | |
| 8. Ocean marine..... | 207,825 | 209,774 | | 149,690 | 17,819 | 2,544,797 | 2,550,800 | | 39,273 | 39,470 | 20,888 | 5,188 |
| 9. Inland marine..... | 1,811,583 | 2,515,346 | | 683,101 | 1,012,387 | (2,956,175) | 116,599 | | (19,798) | 1,405 | 183,380 | 45,547 |
| 10. Financial guaranty..... | | | | | | | | | | | | |
| 11. Medical professional liability..... | | | | | | | | | | | | |
| 12. Earthquake..... | | | | | | | | | | | | |
| 13. Group accident and health (b)..... | | | | | | | | | | | | |
| 14. Credit A&H (group and individual)..... | | | | | | | | | | | | |
| 15.1 Collectively renewable A&H (b)..... | | | | | | | | | | | | |
| 15.2 Non-cancelable A&H (b)..... | | | | | | | | | | | | |
| 15.3 Guaranteed renewable A&H (b)..... | | | | | | | | | | | | |
| 15.4 Non-renewable for stated reasons only (b)..... | | | | | | | | | | | | |
| 15.5 Other accident only..... | | | | | | | | | | | | |
| 15.6 Medicare Title XVIII exempt from state taxes or fees..... | | | | | | | | | | | | |
| 15.7 All other A&H (b)..... | | | | | | | | | | | | |
| 15.8 Federal employees health benefits plan premium (b)..... | | | | | | | | | | | | |
| 16. Workers' compensation..... | | | | | | (14,113) | 56,869 | | (4,118) | 22,809 | | |
| 17.1 Other liability-occurrence..... | | | | | | | | | | | | |
| 17.2 Other liability-claims-made..... | | | | | | | | | | | | |
| 17.3 Excess workers' compensation..... | | | | | | | | | | | | |
| 18. Products liability..... | | | | | | | | | | | | |
| 19.1 Private passenger auto no-fault (personal injury protection)..... | | | | | | | | | | | | |
| 19.2 Other private passenger auto liability..... | | | | | | | | | | | | |
| 19.3 Commercial auto no-fault (personal injury protection)..... | | | | | | | | | | | | |
| 19.4 Other commercial auto liability..... | | | | | | | | | | | | |
| 21.1 Private passenger auto physical damage..... | | | | | | | | | | | | |
| 21.2 Commercial auto physical damage..... | | | | | | | | | | | | |
| 22. Aircraft (all perils)..... | | | | | | | | | | | | |
| 23. Fidelity..... | | | | | | | | | | | | |
| 24. Surety..... | | | | | | | | | | | | |
| 26. Burglary and theft..... | | | | | | | | | | | | |
| 27. Boiler and machinery..... | 452,631 | 462,649 | | 195,736 | 96,537 | 1,763 | | | (651) | | 45,661 | 11,341 |
| 28. Credit..... | | | | | | | | | | | | |
| 30. Warranty..... | | | | | | | | | | | | |
| 34. Aggregate write-ins for other lines of business..... | 0 | 0 | 0 | 0 | 0 | 0 | 0 | 0 | 0 | 0 | 0 | 0 |
| 35. TOTALS (a)..... | 9,737,678 | 9,838,550 | 2,714 | 3,835,050 | 5,278,900 | 2,382,245 | 3,446,215 | 0 | 7,490 | 75,156 | 982,380 | 244,268 |

DETAILS OF WRITE-INS

| | | | | | | | | | | | | |
|--|---|---|---|---|---|---|---|---|---|---|---|---|
| 3401..... | | | | | | | | | | | | |
| 3402..... | | | | | | | | | | | | |
| 3403..... | | | | | | | | | | | | |
| 3498. Summary of remaining write-ins for Line 34 from overflow page..... | 0 | 0 | 0 | 0 | 0 | 0 | 0 | 0 | 0 | 0 | 0 | 0 |
| 3499. TOTALS (Lines 3401 thru 3403 plus 3498) (Line 34 above)..... | 0 | 0 | 0 | 0 | 0 | 0 | 0 | 0 | 0 | 0 | 0 | 0 |

(a) Finance and service charges not included in Lines 1 to 35 \$.....0.

(b) For health business on indicated lines report: Number of persons insured under PPO managed care products.....0 and number of persons insured under indemnity only products.....0.

EXHIBIT OF PREMIUMS AND LOSSES (Statutory Page 14 Data)



NAIC Group Code.....0065 NAIC Company Code....10014

BUSINESS IN THE STATE OF CONNECTICUT DURING THE YEAR

| Line of Business | Gross Premiums, Including Policy and Membership Fees, Less Return Premiums and Premiums on Policies not Taken | | 3 Dividends Paid or Credited to Policyholders on Direct Business | 4 Direct Unearned Premium Reserves | 5 Direct Losses Paid (deducting salvage) | 6 Direct Losses Incurred | 7 Direct Losses Unpaid | 8 Direct Defense and Cost Containment Expense Paid | 9 Direct Defense and Cost Containment Expense Incurred | 10 Direct Defense and Cost Containment Expense Unpaid | 11 Commissions and Brokerage Expenses | 12 Taxes, Licenses and Fees |
|--|---|-----------------------------|---|---------------------------------------|---|-----------------------------|---------------------------|---|---|--|--|--------------------------------|
| | 1 Direct Premiums Written | 2 Direct Premiums Earned | | | | | | | | | | |
| 1. Fire..... | 1,236,315 | 1,354,720 | | 604,947 | | | | | | | 128,684 | 31,962 |
| 2.1 Allied lines..... | 769,493 | 956,906 | | 382,737 | 828,494 | 565,441 | | | (2,434) | | 80,382 | 19,965 |
| 2.2 Multiple peril crop..... | | | | | | | | | | | | |
| 2.3 Federal flood..... | | | | | | | | | | | | |
| 2.4 Private crop..... | | | | | | | | | | | | |
| 3. Farmowners multiple peril..... | | | | | | | | | | | | |
| 4. Homeowners multiple peril..... | 38,663 | 32,067 | 6,456 | 22,005 | 563 | 563 | | | | | | 965 |
| 5.1 Commercial multiple peril (non-liability portion)..... | 440,503 | 392,305 | | 200,933 | | | | | | | 38,668 | 9,604 |
| 5.2 Commercial multiple peril (liability portion)..... | | | | | | | | | | | | |
| 6. Mortgage guaranty..... | | | | | | | | | | | | |
| 8. Ocean marine..... | 532,694 | 522,514 | | 317,866 | 669,820 | 769,643 | 358,945 | | 3,413 | 5,554 | 53,541 | 13,298 |
| 9. Inland marine..... | 963,346 | 1,000,295 | | 458,110 | 45,431 | 106,749 | 63,101 | | 760 | 760 | 97,891 | 24,314 |
| 10. Financial guaranty..... | | | | | | | | | | | | |
| 11. Medical professional liability..... | | | | | | | | | | | | |
| 12. Earthquake..... | | | | | | | | | | | | |
| 13. Group accident and health (b)..... | | | | | | | | | | | | |
| 14. Credit A&H (group and individual)..... | | | | | | | | | | | | |
| 15.1 Collectively renewable A&H (b)..... | | | | | | | | | | | | |
| 15.2 Non-cancelable A&H (b)..... | | | | | | | | | | | | |
| 15.3 Guaranteed renewable A&H (b)..... | | | | | | | | | | | | |
| 15.4 Non-renewable for stated reasons only (b)..... | | | | | | | | | | | | |
| 15.5 Other accident only..... | | | | | | | | | | | | |
| 15.6 Medicare Title XVIII exempt from state taxes or fees..... | | | | | | | | | | | | |
| 15.7 All other A&H (b)..... | | | | | | | | | | | | |
| 15.8 Federal employees health benefits plan premium (b)..... | | | | | | | | | | | | |
| 16. Workers' compensation..... | | | | | | | | | | | | |
| 17.1 Other liability-occurrence..... | | | | | | (0) | 11 | | (2) | 3 | | |
| 17.2 Other liability-claims-made..... | | | | | | | | | | | | |
| 17.3 Excess workers' compensation..... | | | | | | | | | | | | |
| 18. Products liability..... | | | | | | 10 | 15 | | 2 | 3 | | |
| 19.1 Private passenger auto no-fault (personal injury protection)..... | | | | | | | | | | | | |
| 19.2 Other private passenger auto liability..... | | | | | | | | | | | | |
| 19.3 Commercial auto no-fault (personal injury protection)..... | | | | | | | | | | | | |
| 19.4 Other commercial auto liability..... | | | | | | | | | | | | |
| 21.1 Private passenger auto physical damage..... | | | | | | | | | | | | |
| 21.2 Commercial auto physical damage..... | | | | | | | | | | | | |
| 22. Aircraft (all perils)..... | | | | | | | | | | | | |
| 23. Fidelity..... | | | | | | | | | | | | |
| 24. Surety..... | | | | | | | | | | | | |
| 26. Burglary and theft..... | | | | | | | | | | | | |
| 27. Boiler and machinery..... | 176,092 | 191,556 | | 93,411 | 331,234 | (38,945) | | | (2,585) | | 18,087 | 4,493 |
| 28. Credit..... | | | | | | | | | | | | |
| 30. Warranty..... | | | | | | | | | | | | |
| 34. Aggregate write-ins for other lines of business..... | 0 | 0 | 0 | 0 | 0 | 0 | 0 | 0 | 0 | 0 | 0 | 0 |
| 35. TOTALS (a)..... | 4,157,106 | 4,450,363 | 6,456 | 2,080,008 | 1,875,543 | 1,403,461 | 422,072 | 0 | (846) | 6,321 | 417,253 | 104,601 |

DETAILS OF WRITE-INS

| | | | | | | | | | | | | |
|--|---|---|---|---|---|---|---|---|---|---|---|---|
| 3401..... | | | | | | | | | | | | |
| 3402..... | | | | | | | | | | | | |
| 3403..... | | | | | | | | | | | | |
| 3498. Summary of remaining write-ins for Line 34 from overflow page..... | 0 | 0 | 0 | 0 | 0 | 0 | 0 | 0 | 0 | 0 | 0 | 0 |
| 3499. TOTALS (Lines 3401 thru 3403 plus 3498) (Line 34 above)..... | 0 | 0 | 0 | 0 | 0 | 0 | 0 | 0 | 0 | 0 | 0 | 0 |

(a) Finance and service charges not included in Lines 1 to 35 \$.....0.

(b) For health business on indicated lines report: Number of persons insured under PPO managed care products.....0 and number of persons insured under indemnity only products.....0.

EXHIBIT OF PREMIUMS AND LOSSES (Statutory Page 14 Data)



NAIC Group Code.....0065 NAIC Company Code....10014

BUSINESS IN THE STATE OF DISTRICT OF COLUMBIA DURING THE YEAR

19

| Line of Business | Gross Premiums, Including Policy and Membership Fees, Less Return Premiums and Premiums on Policies not Taken | | 3 Dividends Paid or Credited to Policyholders on Direct Business | 4 Direct Unearned Premium Reserves | 5 Direct Losses Paid (deducting salvage) | 6 Direct Losses Incurred | 7 Direct Losses Unpaid | 8 Direct Defense and Cost Containment Expense Paid | 9 Direct Defense and Cost Containment Expense Incurred | 10 Direct Defense and Cost Containment Expense Unpaid | 11 Commissions and Brokerage Expenses | 12 Taxes, Licenses and Fees |
|--|---|-----------------------------|---|---------------------------------------|---|-----------------------------|---------------------------|---|---|--|--|--------------------------------|
| | 1 Direct Premiums Written | 2 Direct Premiums Earned | | | | | | | | | | |
| 1. Fire..... | 2,931,198 | 2,884,052 | | 1,353,782 | 147,598 | 322,143 | 174,545 | | 2,882 | 2,882 | 297,754 | 73,955 |
| 2.1 Allied lines..... | 1,521,064 | 1,495,506 | | 689,407 | 128,578 | 160,448 | 45,177 | | 554 | 678 | 154,392 | 38,347 |
| 2.2 Multiple peril crop..... | | | | | | | | | | | | |
| 2.3 Federal flood..... | | | | | | | | | | | | |
| 2.4 Private crop..... | | | | | | | | | | | | |
| 3. Farmowners multiple peril..... | | | | | | | | | | | | |
| 4. Homeowners multiple peril..... | | | | | | | | | | | | |
| 5.1 Commercial multiple peril (non-liability portion)..... | 61,106 | 66,540 | | 19,088 | | | | | | | 6,142 | 1,525 |
| 5.2 Commercial multiple peril (liability portion)..... | | | | | | | | | | | | |
| 6. Mortgage guaranty..... | | | | | | | | | | | | |
| 8. Ocean marine..... | 155,472 | 150,053 | | 55,165 | 12,019 | 131,624 | 184,710 | | 2,320 | 2,858 | 15,626 | 3,881 |
| 9. Inland marine..... | 1,517,210 | 1,410,665 | | 728,208 | 641,577 | (15,518,542) | 134,432 | 25,369 | 24,287 | 1,620 | 145,204 | 36,065 |
| 10. Financial guaranty..... | | | | | | | | | | | | |
| 11. Medical professional liability..... | | | | | | | | | | | | |
| 12. Earthquake..... | | | | | | | | | | | | |
| 13. Group accident and health (b)..... | | | | | | | | | | | | |
| 14. Credit A&H (group and individual)..... | | | | | | | | | | | | |
| 15.1 Collectively renewable A&H (b)..... | | | | | | | | | | | | |
| 15.2 Non-cancelable A&H (b)..... | | | | | | | | | | | | |
| 15.3 Guaranteed renewable A&H (b)..... | | | | | | | | | | | | |
| 15.4 Non-renewable for stated reasons only (b)..... | | | | | | | | | | | | |
| 15.5 Other accident only..... | | | | | | | | | | | | |
| 15.6 Medicare Title XVIII exempt from state taxes or fees..... | | | | | | | | | | | | |
| 15.7 All other A&H (b)..... | | | | | | | | | | | | |
| 15.8 Federal employees health benefits plan premium (b)..... | | | | | | | | | | | | |
| 16. Workers' compensation..... | | | | | | | | | | | | |
| 17.1 Other liability-occurrence..... | | | | | | | | | | | | |
| 17.2 Other liability-claims-made..... | | | | | | | | | | | | |
| 17.3 Excess workers' compensation..... | | | | | | | | | | | | |
| 18. Products liability..... | | | | | | | | | | | | |
| 19.1 Private passenger auto no-fault (personal injury protection)..... | | | | | | | | | | | | |
| 19.2 Other private passenger auto liability..... | | | | | | | | | | | | |
| 19.3 Commercial auto no-fault (personal injury protection)..... | | | | | | | | | | | | |
| 19.4 Other commercial auto liability..... | | | | | | | | | | | | |
| 21.1 Private passenger auto physical damage..... | | | | | | | | | | | | |
| 21.2 Commercial auto physical damage..... | | | | | | | | | | | | |
| 22. Aircraft (all perils)..... | | | | | | | | | | | | |
| 23. Fidelity..... | | | | | | | | | | | | |
| 24. Surety..... | | | | | | | | | | | | |
| 26. Burglary and theft..... | | | | | | | | | | | | |
| 27. Boiler and machinery..... | 492,772 | 492,497 | | 228,341 | 35,477 | 32,241 | | | 6 | | 49,265 | 12,236 |
| 28. Credit..... | | | | | | | | | | | | |
| 30. Warranty..... | | | | | | | | | | | | |
| 34. Aggregate write-ins for other lines of business..... | 0 | 0 | 0 | 0 | 0 | 0 | 0 | 0 | 0 | 0 | 0 | 0 |
| 35. TOTALS (a)..... | 6,678,822 | 6,499,314 | 0 | 3,073,992 | 965,248 | (14,872,087) | 538,863 | 25,369 | 30,050 | 8,037 | 668,383 | 166,011 |

DETAILS OF WRITE-INS

| | | | | | | | | | | | | |
|--|---|---|---|---|---|---|---|---|---|---|---|---|
| 3401..... | | | | | | | | | | | | |
| 3402..... | | | | | | | | | | | | |
| 3403..... | | | | | | | | | | | | |
| 3498. Summary of remaining write-ins for Line 34 from overflow page..... | 0 | 0 | 0 | 0 | 0 | 0 | 0 | 0 | 0 | 0 | 0 | 0 |
| 3499. TOTALS (Lines 3401 thru 3403 plus 3498) (Line 34 above)..... | 0 | 0 | 0 | 0 | 0 | 0 | 0 | 0 | 0 | 0 | 0 | 0 |

(a) Finance and service charges not included in Lines 1 to 35 \$.....0.

(b) For health business on indicated lines report: Number of persons insured under PPO managed care products.....0 and number of persons insured under indemnity only products.....0.

EXHIBIT OF PREMIUMS AND LOSSES (Statutory Page 14 Data)



NAIC Group Code.....0065 NAIC Company Code....10014

BUSINESS IN THE STATE OF DELAWARE DURING THE YEAR

| Line of Business | Gross Premiums, Including Policy and Membership Fees, Less Return Premiums and Premiums on Policies not Taken | | 3 Dividends Paid or Credited to Policyholders on Direct Business | 4 Direct Unearned Premium Reserves | 5 Direct Losses Paid (deducting salvage) | 6 Direct Losses Incurred | 7 Direct Losses Unpaid | 8 Direct Defense and Cost Containment Expense Paid | 9 Direct Defense and Cost Containment Expense Incurred | 10 Direct Defense and Cost Containment Expense Unpaid | 11 Commissions and Brokerage Expenses | 12 Taxes, Licenses and Fees |
|--|---|-----------------------------|---|---------------------------------------|---|-----------------------------|---------------------------|---|---|--|--|--------------------------------|
| | 1 Direct Premiums Written | 2 Direct Premiums Earned | | | | | | | | | | |
| 1. Fire..... | 309,696 | 277,533 | | 133,621 | 600,000 | 2,236,356 | 1,636,356 | | 27,017 | 27,017 | 29,478 | 7,322 |
| 2.1 Allied lines..... | 147,014 | 152,304 | | 69,325 | | | | | | | 16,096 | 3,998 |
| 2.2 Multiple peril crop..... | | | | | | | | | | | | |
| 2.3 Federal flood..... | | | | | | | | | | | | |
| 2.4 Private crop..... | | | | | | | | | | | | |
| 3. Farmowners multiple peril..... | | | | | | | | | | | | |
| 4. Homeowners multiple peril..... | | | | | | | | | | | | |
| 5.1 Commercial multiple peril (non-liability portion)..... | 192,017 | 210,038 | | 90,612 | | | | | | | 19,300 | 4,794 |
| 5.2 Commercial multiple peril (liability portion)..... | | | | | | | | | | | | |
| 6. Mortgage guaranty..... | | | | | | | | | | | | |
| 8. Ocean marine..... | 180,904 | 180,904 | | 2,583 | | 1,340 | 5,103 | | .48 | .79 | 18,183 | 4,516 |
| 9. Inland marine..... | 183,531 | 182,606 | | 63,298 | 73,144 | 73,144 | | | | | 18,262 | 4,536 |
| 10. Financial guaranty..... | | | | | | | | | | | | |
| 11. Medical professional liability..... | | | | | | | | | | | | |
| 12. Earthquake..... | | | | | | | | | | | | |
| 13. Group accident and health (b)..... | | | | | | | | | | | | |
| 14. Credit A&H (group and individual)..... | | | | | | | | | | | | |
| 15.1 Collectively renewable A&H (b)..... | | | | | | | | | | | | |
| 15.2 Non-cancelable A&H (b)..... | | | | | | | | | | | | |
| 15.3 Guaranteed renewable A&H (b)..... | | | | | | | | | | | | |
| 15.4 Non-renewable for stated reasons only (b)..... | | | | | | | | | | | | |
| 15.5 Other accident only..... | | | | | | | | | | | | |
| 15.6 Medicare Title XVIII exempt from state taxes or fees..... | | | | | | | | | | | | |
| 15.7 All other A&H (b)..... | | | | | | | | | | | | |
| 15.8 Federal employees health benefits plan premium (b)..... | | | | | | | | | | | | |
| 16. Workers' compensation..... | | | | | | | | | | | | |
| 17.1 Other liability-occurrence..... | | | | | | | | | | | | |
| 17.2 Other liability-claims-made..... | | | | | | | | | | | | |
| 17.3 Excess workers' compensation..... | | | | | | | | | | | | |
| 18. Products liability..... | | | | | | | | | | | | |
| 19.1 Private passenger auto no-fault (personal injury protection)..... | | | | | | | | | | | | |
| 19.2 Other private passenger auto liability..... | | | | | | | | | | | | |
| 19.3 Commercial auto no-fault (personal injury protection)..... | | | | | | | | | | | | |
| 19.4 Other commercial auto liability..... | | | | | | | | | | | | |
| 21.1 Private passenger auto physical damage..... | | | | | | | | | | | | |
| 21.2 Commercial auto physical damage..... | | | | | | | | | | | | |
| 22. Aircraft (all perils)..... | | | | | | | | | | | | |
| 23. Fidelity..... | | | | | | | | | | | | |
| 24. Surety..... | | | | | | | | | | | | |
| 26. Burglary and theft..... | | | | | | | | | | | | |
| 27. Boiler and machinery..... | 67,189 | 66,410 | | 35,913 | | | | | | | 6,511 | 1,617 |
| 28. Credit..... | | | | | | | | | | | | |
| 30. Warranty..... | | | | | | | | | | | | |
| 34. Aggregate write-ins for other lines of business..... | 0 | 0 | 0 | 0 | 0 | 0 | 0 | 0 | 0 | 0 | 0 | 0 |
| 35. TOTALS (a)..... | 1,080,351 | 1,069,795 | 0 | 395,353 | 673,144 | 2,310,841 | 1,641,459 | 0 | 27,065 | 27,096 | 107,830 | 26,782 |

DETAILS OF WRITE-INS

| | | | | | | | | | | | | |
|--|---|---|---|---|---|---|---|---|---|---|---|---|
| 3401..... | | | | | | | | | | | | |
| 3402..... | | | | | | | | | | | | |
| 3403..... | | | | | | | | | | | | |
| 3498. Summary of remaining write-ins for Line 34 from overflow page..... | 0 | 0 | 0 | 0 | 0 | 0 | 0 | 0 | 0 | 0 | 0 | 0 |
| 3499. TOTALS (Lines 3401 thru 3403 plus 3498) (Line 34 above)..... | 0 | 0 | 0 | 0 | 0 | 0 | 0 | 0 | 0 | 0 | 0 | 0 |

(a) Finance and service charges not included in Lines 1 to 35 \$.....0.

(b) For health business on indicated lines report: Number of persons insured under PPO managed care products.....0 and number of persons insured under indemnity only products.....0.

EXHIBIT OF PREMIUMS AND LOSSES (Statutory Page 14 Data)



NAIC Group Code.....0065 NAIC Company Code....10014

BUSINESS IN THE STATE OF FLORIDA DURING THE YEAR

| Line of Business | Gross Premiums, Including Policy and Membership Fees, Less Return Premiums and Premiums on Policies not Taken | | 3 Dividends Paid or Credited to Policyholders on Direct Business | 4 Direct Unearned Premium Reserves | 5 Direct Losses Paid (deducting salvage) | 6 Direct Losses Incurred | 7 Direct Losses Unpaid | 8 Direct Defense and Cost Containment Expense Paid | 9 Direct Defense and Cost Containment Expense Incurred | 10 Direct Defense and Cost Containment Expense Unpaid | 11 Commissions and Brokerage Expenses | 12 Taxes, Licenses and Fees |
|--|---|-----------------------------|---|---------------------------------------|---|-----------------------------|---------------------------|---|---|--|--|--------------------------------|
| | 1 Direct Premiums Written | 2 Direct Premiums Earned | | | | | | | | | | |
| 1. Fire..... | 6,041,589 | 5,885,998 | | 2,824,272 | 73,018 | 15,370 | | | (490) | | 586,637 | 145,707 |
| 2.1 Allied lines..... | 11,548,024 | 13,393,819 | | 4,915,558 | 33,522 | 19,616 | 19,361 | | (17) | 290 | 1,176,173 | 292,134 |
| 2.2 Multiple peril crop..... | | | | | | | | | | | | |
| 2.3 Federal flood..... | | | | | | | | | | | | |
| 2.4 Private crop..... | | | | | | | | | | | | |
| 3. Farmowners multiple peril..... | | | | | | | | | | | | |
| 4. Homeowners multiple peril..... | 119,018 | 116,063 | 25,201 | 56,991 | 33,724 | 33,724 | | | | | | 2,971 |
| 5.1 Commercial multiple peril (non-liability portion)..... | 3,045,160 | 2,481,573 | | 1,298,449 | | | | | | | 281,093 | 69,817 |
| 5.2 Commercial multiple peril (liability portion)..... | | | | | | | | | | | | |
| 6. Mortgage guaranty..... | | | | | | | | | | | | |
| 8. Ocean marine..... | 395,224 | 441,406 | | 185,631 | 133,993 | 164,259 | 91,701 | | 911 | 1,419 | 39,724 | 9,866 |
| 9. Inland marine..... | 4,337,900 | 4,436,487 | | 2,026,961 | 1,042,826 | (695,497) | 363,515 | | (6,529) | 4,380 | 425,804 | 105,760 |
| 10. Financial guaranty..... | | | | | | | | | | | | |
| 11. Medical professional liability..... | | | | | | | | | | | | |
| 12. Earthquake..... | | | | | | | | | | | | |
| 13. Group accident and health (b)..... | | | | | | | | | | | | |
| 14. Credit A&H (group and individual)..... | | | | | | | | | | | | |
| 15.1 Collectively renewable A&H (b)..... | | | | | | | | | | | | |
| 15.2 Non-cancelable A&H (b)..... | | | | | | | | | | | | |
| 15.3 Guaranteed renewable A&H (b)..... | | | | | | | | | | | | |
| 15.4 Non-renewable for stated reasons only (b)..... | | | | | | | | | | | | |
| 15.5 Other accident only..... | | | | | | | | | | | | |
| 15.6 Medicare Title XVIII exempt from state taxes or fees..... | | | | | | | | | | | | |
| 15.7 All other A&H (b)..... | | | | | | | | | | | | |
| 15.8 Federal employees health benefits plan premium (b)..... | | | | | | | | | | | | |
| 16. Workers' compensation..... | | | | | | | | | | | | |
| 17.1 Other liability-occurrence..... | | | | | | | | | | | | |
| 17.2 Other liability-claims-made..... | | | | | | | | | | | | |
| 17.3 Excess workers' compensation..... | | | | | | | | | | | | |
| 18. Products liability..... | | | | | | | | | | | | |
| 19.1 Private passenger auto no-fault (personal injury protection)..... | | | | | | | | | | | | |
| 19.2 Other private passenger auto liability..... | | | | | | | | | | | | |
| 19.3 Commercial auto no-fault (personal injury protection)..... | | | | | | | | | | | | |
| 19.4 Other commercial auto liability..... | | | | | | | | | | | | |
| 21.1 Private passenger auto physical damage..... | | | | | | | | | | | | |
| 21.2 Commercial auto physical damage..... | | | | | | | | | | | | |
| 22. Aircraft (all perils)..... | | | | | | | | | | | | |
| 23. Fidelity..... | | | | | | | | | | | | |
| 24. Surety..... | | | | | | | | | | | | |
| 26. Burglary and theft..... | | | | | | | | | | | | |
| 27. Boiler and machinery..... | 629,093 | 618,391 | | 321,433 | | | | | | | 62,413 | 15,502 |
| 28. Credit..... | | | | | | | | | | | | |
| 30. Warranty..... | | | | | | | | | | | | |
| 34. Aggregate write-ins for other lines of business..... | 0 | 0 | 0 | 0 | 0 | 0 | 0 | 0 | 0 | 0 | 0 | 0 |
| 35. TOTALS (a)..... | 26,116,008 | 27,373,737 | 25,201 | 11,629,296 | 1,317,082 | (462,528) | 474,578 | 0 | (6,126) | 6,089 | 2,571,844 | 641,758 |

DETAILS OF WRITE-INS

| | | | | | | | | | | | | |
|--|---|---|---|---|---|---|---|---|---|---|---|---|
| 3401..... | | | | | | | | | | | | |
| 3402..... | | | | | | | | | | | | |
| 3403..... | | | | | | | | | | | | |
| 3498. Summary of remaining write-ins for Line 34 from overflow page..... | 0 | 0 | 0 | 0 | 0 | 0 | 0 | 0 | 0 | 0 | 0 | 0 |
| 3499. TOTALS (Lines 3401 thru 3403 plus 3498) (Line 34 above)..... | 0 | 0 | 0 | 0 | 0 | 0 | 0 | 0 | 0 | 0 | 0 | 0 |

(a) Finance and service charges not included in Lines 1 to 35 \$.....0.

(b) For health business on indicated lines report: Number of persons insured under PPO managed care products.....0 and number of persons insured under indemnity only products.....0.

EXHIBIT OF PREMIUMS AND LOSSES (Statutory Page 14 Data)



NAIC Group Code.....0065 NAIC Company Code....10014

BUSINESS IN THE STATE OF GEORGIA DURING THE YEAR

| Line of Business | Gross Premiums, Including Policy and Membership Fees, Less Return Premiums and Premiums on Policies not Taken | | 3 Dividends Paid or Credited to Policyholders on Direct Business | 4 Direct Unearned Premium Reserves | 5 Direct Losses Paid (deducting salvage) | 6 Direct Losses Incurred | 7 Direct Losses Unpaid | 8 Direct Defense and Cost Containment Expense Paid | 9 Direct Defense and Cost Containment Expense Incurred | 10 Direct Defense and Cost Containment Expense Unpaid | 11 Commissions and Brokerage Expenses | 12 Taxes, Licenses and Fees |
|--|---|-----------------------------|---|---------------------------------------|---|-----------------------------|---------------------------|---|---|--|--|--------------------------------|
| | 1 Direct Premiums Written | 2 Direct Premiums Earned | | | | | | | | | | |
| 1. Fire..... | 4,454,730 | 4,713,596 | | 2,259,630 | 498,814 | 458,216 | 255,071 | 344 | 1,914 | 4,278 | 458,941 | 113,990 |
| 2.1 Allied lines..... | 2,563,108 | 2,723,854 | | 1,274,052 | 1,387,860 | 261,627 | 58,084 | | (10,088) | 871 | 260,948 | 64,814 |
| 2.2 Multiple peril crop..... | | | | | | | | | | | | |
| 2.3 Federal flood..... | | | | | | | | | | | | |
| 2.4 Private crop..... | | | | | | | | | | | | |
| 3. Farmowners multiple peril..... | | | | | | | | | | | | |
| 4. Homeowners multiple peril..... | 13,203 | 11,121 | 2,035 | 6,237 | | | | | | | | 330 |
| 5.1 Commercial multiple peril (non-liability portion)..... | 2,987,251 | 2,841,194 | | 1,059,713 | 1,195,746 | 639,488 | 545,344 | | (804) | 8,331 | 307,823 | 76,456 |
| 5.2 Commercial multiple peril (liability portion)..... | | | | | | | | | | | | |
| 6. Mortgage guaranty..... | | | | | | | | | | | | |
| 8. Ocean marine..... | 440,964 | 327,312 | | 267,266 | 101,439 | 110,956 | 98,843 | | 791 | 1,529 | 44,321 | 11,008 |
| 9. Inland marine..... | 2,173,617 | 2,195,249 | | 983,965 | 1,653,038 | 2,214,363 | 1,107,220 | | 10,506 | 13,340 | 224,881 | 55,855 |
| 10. Financial guaranty..... | | | | | | | | | | | | |
| 11. Medical professional liability..... | | | | | | | | | | | | |
| 12. Earthquake..... | | | | | | | | | | | | |
| 13. Group accident and health (b)..... | | | | | | | | | | | | |
| 14. Credit A&H (group and individual)..... | | | | | | | | | | | | |
| 15.1 Collectively renewable A&H (b)..... | | | | | | | | | | | | |
| 15.2 Non-cancelable A&H (b)..... | | | | | | | | | | | | |
| 15.3 Guaranteed renewable A&H (b)..... | | | | | | | | | | | | |
| 15.4 Non-renewable for stated reasons only (b)..... | | | | | | | | | | | | |
| 15.5 Other accident only..... | | | | | | | | | | | | |
| 15.6 Medicare Title XVIII exempt from state taxes or fees..... | | | | | | | | | | | | |
| 15.7 All other A&H (b)..... | | | | | | | | | | | | |
| 15.8 Federal employees health benefits plan premium (b)..... | | | | | | | | | | | | |
| 16. Workers' compensation..... | | | | | | (1) | 3 | | (0) | 1 | | |
| 17.1 Other liability-occurrence..... | | | | | | (0) | 6 | | (1) | 2 | | |
| 17.2 Other liability-claims-made..... | | | | | | | | | | | | |
| 17.3 Excess workers' compensation..... | | | | | | | | | | | | |
| 18. Products liability..... | | | | | | 8 | 23 | 4,266 | 4,267 | 4 | | |
| 19.1 Private passenger auto no-fault (personal injury protection)..... | | | | | | | | | | | | |
| 19.2 Other private passenger auto liability..... | | | | | | | | | | | | |
| 19.3 Commercial auto no-fault (personal injury protection)..... | | | | | | | | | | | | |
| 19.4 Other commercial auto liability..... | | | | | | | | | | | | |
| 21.1 Private passenger auto physical damage..... | | | | | | | | | | | | |
| 21.2 Commercial auto physical damage..... | | | | | | | | | | | | |
| 22. Aircraft (all perils)..... | | | | | | | | | | | | |
| 23. Fidelity..... | | | | | | | | | | | | |
| 24. Surety..... | | | | | | | | | | | | |
| 26. Burglary and theft..... | | | | | | | | | | | | |
| 27. Boiler and machinery..... | 1,150,705 | 1,173,351 | | 526,157 | 202,462 | 116,533 | | | (590) | | 117,430 | 29,167 |
| 28. Credit..... | | | | | | | | | | | | |
| 30. Warranty..... | | | | | | | | | | | | |
| 34. Aggregate write-ins for other lines of business..... | 0 | 0 | 0 | 0 | 0 | 0 | 0 | 0 | 0 | 0 | 0 | 0 |
| 35. TOTALS (a)..... | 13,783,578 | 13,985,675 | 2,035 | 6,377,022 | 5,039,359 | 3,801,190 | 2,064,595 | 4,610 | 5,995 | 28,356 | 1,414,344 | 351,620 |

DETAILS OF WRITE-INS

| | | | | | | | | | | | | |
|--|---|---|---|---|---|---|---|---|---|---|---|---|
| 3401..... | | | | | | | | | | | | |
| 3402..... | | | | | | | | | | | | |
| 3403..... | | | | | | | | | | | | |
| 3498. Summary of remaining write-ins for Line 34 from overflow page..... | 0 | 0 | 0 | 0 | 0 | 0 | 0 | 0 | 0 | 0 | 0 | 0 |
| 3499. TOTALS (Lines 3401 thru 3403 plus 3498) (Line 34 above)..... | 0 | 0 | 0 | 0 | 0 | 0 | 0 | 0 | 0 | 0 | 0 | 0 |

(a) Finance and service charges not included in Lines 1 to 35 \$.....0.

(b) For health business on indicated lines report: Number of persons insured under PPO managed care products.....0 and number of persons insured under indemnity only products.....0.

EXHIBIT OF PREMIUMS AND LOSSES (Statutory Page 14 Data)



NAIC Group Code.....0065 NAIC Company Code....10014

BUSINESS IN GRAND TOTAL DURING THE YEAR

| Line of Business | Gross Premiums, Including Policy and Membership Fees, Less Return Premiums and Premiums on Policies not Taken | | 3 Dividends Paid or Credited to Policyholders on Direct Business | 4 Direct Unearned Premium Reserves | 5 Direct Losses Paid (deducting salvage) | 6 Direct Losses Incurred | 7 Direct Losses Unpaid | 8 Direct Defense and Cost Containment Expense Paid | 9 Direct Defense and Cost Containment Expense Incurred | 10 Direct Defense and Cost Containment Expense Unpaid | 11 Commissions and Brokerage Expenses | 12 Taxes, Licenses and Fees |
|--|---|-----------------------------|---|---------------------------------------|---|-----------------------------|---------------------------|---|---|--|--|--------------------------------|
| | 1 Direct Premiums Written | 2 Direct Premiums Earned | | | | | | | | | | |
| 1. Fire..... | 269,259,080 | 268,487,343 | | 138,743,199 | 89,444,752 | 130,077,334 | 110,721,070 | 528,678 | 2,052,451 | 2,232,349 | 26,770,455 | 6,804,366 |
| 2.1 Allied lines..... | 157,400,510 | 163,128,966 | | 78,892,989 | 74,885,924 | 81,889,815 | 62,849,716 | 592,713 | 1,018,913 | 958,200 | 15,992,682 | 4,052,686 |
| 2.2 Multiple peril crop..... | | | | | | | | | | | | |
| 2.3 Federal flood..... | | | | | | | | | | | | |
| 2.4 Private crop..... | | | | | | | | | | | | |
| 3. Farmowners multiple peril..... | | | | | | | | | | | | |
| 4. Homeowners multiple peril..... | 1,839,764 | 1,811,983 | 409,823 | 970,565 | 561,100 | 506,039 | 42,381 | 30,364 | 30,364 | | | 46,067 |
| 5.1 Commercial multiple peril (non-liability portion)..... | 82,612,318 | 81,563,187 | | 42,059,224 | 39,273,786 | 46,288,810 | 48,310,580 | 96,760 | 481,260 | 738,000 | 8,377,309 | 2,119,817 |
| 5.2 Commercial multiple peril (liability portion)..... | | | | | | | | | | | | |
| 6. Mortgage guaranty..... | | | | | | | | | | | | |
| 8. Ocean marine..... | 18,878,185 | 18,834,596 | | 8,436,896 | 15,584,835 | 30,938,187 | 35,119,804 | 149,622 | 528,022 | 543,600 | 1,879,913 | 474,919 |
| 9. Inland marine..... | 227,685,649 | 233,326,779 | | 115,439,882 | 215,652,986 | 88,962,436 | 129,785,819 | 1,906,551 | 1,351,151 | 1,536,200 | 22,539,681 | 5,763,607 |
| 10. Financial guaranty..... | | | | | | | | | | | | |
| 11. Medical professional liability..... | | | | | | | | | | | | |
| 12. Earthquake..... | | | | | | | | | | | | |
| 13. Group accident and health (b)..... | | | | | | | | | | | | |
| 14. Credit A&H (group and individual)..... | | | | | | | | | | | | |
| 15.1 Collectively renewable A&H (b)..... | | | | | | | | | | | | |
| 15.2 Non-cancelable A&H (b)..... | | | | | | | | | | | | |
| 15.3 Guaranteed renewable A&H (b)..... | | | | | | | | | | | | |
| 15.4 Non-renewable for stated reasons only (b)..... | | | | | | | | | | | | |
| 15.5 Other accident only..... | | | | | | | | | | | | |
| 15.6 Medicare Title XVIII exempt from state taxes or fees..... | | | | | | | | | | | | |
| 15.7 All other A&H (b)..... | | | | | | | | | | | | |
| 15.8 Federal employees health benefits plan premium (b)..... | | | | | | | | | | | | |
| 16. Workers' compensation..... | 110 | 108 | | 57 | 279,726 | (2) | 3,757,756 | 24,428 | (0) | 1,507,160 | | |
| 17.1 Other liability-occurrence..... | | | | | 1,051,075 | 6 | 29,234,081 | 793,279 | 871 | 13,535,104 | | |
| 17.2 Other liability-claims-made..... | | | | | | | | | | | | |
| 17.3 Excess workers' compensation..... | | | | | | | | | | | | |
| 18. Products liability..... | | | | | 11,564,032 | (0) | 141,740,708 | 1,222,081 | 502 | 36,790,990 | | |
| 19.1 Private passenger auto no-fault (personal injury protection)..... | | | | | | | | | | | | |
| 19.2 Other private passenger auto liability..... | | | | | | | | | | | | |
| 19.3 Commercial auto no-fault (personal injury protection)..... | | | | | | | | | | | | |
| 19.4 Other commercial auto liability..... | | | | | | | | | | | | |
| 21.1 Private passenger auto physical damage..... | | | | | | | | | | | | |
| 21.2 Commercial auto physical damage..... | | | | | | | | | | | | |
| 22. Aircraft (all perils)..... | | | | | 6,670 | 6,670 | | | | | | |
| 23. Fidelity..... | | | | | | | | | | | | |
| 24. Surety..... | | | | | | | | | | | | |
| 26. Burglary and theft..... | | | | | (1,650) | (1,650) | | | | | | |
| 27. Boiler and machinery..... | 51,520,649 | 51,333,440 | | 26,321,621 | 25,400,103 | 23,665,419 | 14,753,319 | 420,721 | 527,541 | 225,400 | 5,179,193 | 1,318,997 |
| 28. Credit..... | | | | | | | | | | | | |
| 30. Warranty..... | | | | | | | | | | | | |
| 34. Aggregate write-ins for other lines of business..... | 0 | 0 | 0 | 0 | 0 | 0 | 0 | 0 | 0 | 0 | 0 | 0 |
| 35. TOTALS (a)..... | 809,196,264 | 818,486,402 | 409,823 | 410,864,432 | 473,703,341 | 402,333,064 | 576,315,231 | 5,765,195 | 5,991,073 | 58,067,003 | 80,739,233 | 20,580,460 |

DETAILS OF WRITE-INS

| | | | | | | | | | | | | |
|--|---|---|---|---|---|---|---|---|---|---|---|---|
| 3401..... | | | | | | | | | | | | |
| 3402..... | | | | | | | | | | | | |
| 3403..... | | | | | | | | | | | | |
| 3498. Summary of remaining write-ins for Line 34 from overflow page..... | 0 | 0 | 0 | 0 | 0 | 0 | 0 | 0 | 0 | 0 | 0 | 0 |
| 3499. TOTALS (Lines 3401 thru 3403 plus 3498) (Line 34 above)..... | 0 | 0 | 0 | 0 | 0 | 0 | 0 | 0 | 0 | 0 | 0 | 0 |

(a) Finance and service charges not included in Lines 1 to 35 \$.....0.

(b) For health business on indicated lines report: Number of persons insured under PPO managed care products.....0 and number of persons insured under indemnity only products.....0.

EXHIBIT OF PREMIUMS AND LOSSES (Statutory Page 14 Data)



NAIC Group Code.....0065 NAIC Company Code....10014

BUSINESS IN GUAM DURING THE YEAR

19

| Line of Business | Gross Premiums, Including Policy and Membership Fees, Less Return Premiums and Premiums on Policies not Taken | | 3 Dividends Paid or Credited to Policyholders on Direct Business | 4 Direct Unearned Premium Reserves | 5 Direct Losses Paid (deducting salvage) | 6 Direct Losses Incurred | 7 Direct Losses Unpaid | 8 Direct Defense and Cost Containment Expense Paid | 9 Direct Defense and Cost Containment Expense Incurred | 10 Direct Defense and Cost Containment Expense Unpaid | 11 Commissions and Brokerage Expenses | 12 Taxes, Licenses and Fees |
|--|---|-----------------------------|---|---------------------------------------|---|-----------------------------|---------------------------|---|---|--|--|--------------------------------|
| | 1 Direct Premiums Written | 2 Direct Premiums Earned | | | | | | | | | | |
| 1. Fire..... | | | | | | | | | | | | |
| 2.1 Allied lines..... | | | | | | | | | | | | |
| 2.2 Multiple peril crop..... | | | | | | | | | | | | |
| 2.3 Federal flood..... | | | | | | | | | | | | |
| 2.4 Private crop..... | | | | | | | | | | | | |
| 3. Farmowners multiple peril..... | | | | | | | | | | | | |
| 4. Homeowners multiple peril..... | | | | | | | | | | | | |
| 5.1 Commercial multiple peril (non-liability portion)..... | | | | | | | | | | | | |
| 5.2 Commercial multiple peril (liability portion)..... | | | | | | | | | | | | |
| 6. Mortgage guaranty..... | | | | | | | | | | | | |
| 8. Ocean marine..... | | | | | | | | | | | | |
| 9. Inland marine..... | | | | | | | | | | | | |
| 10. Financial guaranty..... | | | | | | | | | | | | |
| 11. Medical professional liability..... | | | | | | | | | | | | |
| 12. Earthquake..... | | | | | | | | | | | | |
| 13. Group accident and health (b)..... | | | | | | | | | | | | |
| 14. Credit A&H (group and individual)..... | | | | | | | | | | | | |
| 15.1 Collectively renewable A&H (b)..... | | | | | | | | | | | | |
| 15.2 Non-cancelable A&H (b)..... | | | | | | | | | | | | |
| 15.3 Guaranteed renewable A&H (b)..... | | | | | | | | | | | | |
| 15.4 Non-renewable for stated reasons only (b)..... | | | | | | | | | | | | |
| 15.5 Other accident only..... | | | | | | | | | | | | |
| 15.6 Medicare Title XVIII exempt from state taxes or fees..... | | | | | | | | | | | | |
| 15.7 All other A&H (b)..... | | | | | | | | | | | | |
| 15.8 Federal employees health benefits plan premium (b)..... | | | | | | | | | | | | |
| 16. Workers' compensation..... | | | | | | | | | | | | |
| 17.1 Other liability-occurrence..... | | | | | | | | | | | | |
| 17.2 Other liability-claims-made..... | | | | | | | | | | | | |
| 17.3 Excess workers' compensation..... | | | | | | | | | | | | |
| 18. Products liability..... | | | | | | | | | | | | |
| 19.1 Private passenger auto no-fault (personal injury protection)..... | | | | | | | | | | | | |
| 19.2 Other private passenger auto liability..... | | | | | | | | | | | | |
| 19.3 Commercial auto no-fault (personal injury protection)..... | | | | | | | | | | | | |
| 19.4 Other commercial auto liability..... | | | | | | | | | | | | |
| 21.1 Private passenger auto physical damage..... | | | | | | | | | | | | |
| 21.2 Commercial auto physical damage..... | | | | | | | | | | | | |
| 22. Aircraft (all perils)..... | | | | | | | | | | | | |
| 23. Fidelity..... | | | | | | | | | | | | |
| 24. Surety..... | | | | | | | | | | | | |
| 26. Burglary and theft..... | | | | | | | | | | | | |
| 27. Boiler and machinery..... | | | | | | | | | | | | |
| 28. Credit..... | | | | | | | | | | | | |
| 30. Warranty..... | | | | | | | | | | | | |
| 34. Aggregate write-ins for other lines of business..... | 0 | 0 | 0 | 0 | 0 | 0 | 0 | 0 | 0 | 0 | 0 | 0 |
| 35. TOTALS (a)..... | 0 | 0 | 0 | 0 | 0 | 0 | 0 | 0 | 0 | 0 | 0 | 0 |

DETAILS OF WRITE-INS

| | | | | | | | | | | | | |
|--|---|---|---|---|---|---|---|---|---|---|---|---|
| 3401..... | | | | | | | | | | | | |
| 3402..... | | | | | | | | | | | | |
| 3403..... | | | | | | | | | | | | |
| 3498. Summary of remaining write-ins for Line 34 from overflow page..... | 0 | 0 | 0 | 0 | 0 | 0 | 0 | 0 | 0 | 0 | 0 | 0 |
| 3499. TOTALS (Lines 3401 thru 3403 plus 3498) (Line 34 above)..... | 0 | 0 | 0 | 0 | 0 | 0 | 0 | 0 | 0 | 0 | 0 | 0 |

(a) Finance and service charges not included in Lines 1 to 35 \$.....0.

(b) For health business on indicated lines report: Number of persons insured under PPO managed care products.....0 and number of persons insured under indemnity only products.....0.

EXHIBIT OF PREMIUMS AND LOSSES (Statutory Page 14 Data)



NAIC Group Code.....0065 NAIC Company Code....10014

BUSINESS IN THE STATE OF HAWAII DURING THE YEAR

19

| Line of Business | Gross Premiums, Including Policy and Membership Fees, Less Return Premiums and Premiums on Policies not Taken | | 3 Dividends Paid or Credited to Policyholders on Direct Business | 4 Direct Unearned Premium Reserves | 5 Direct Losses Paid (deducting salvage) | 6 Direct Losses Incurred | 7 Direct Losses Unpaid | 8 Direct Defense and Cost Containment Expense Paid | 9 Direct Defense and Cost Containment Expense Incurred | 10 Direct Defense and Cost Containment Expense Unpaid | 11 Commissions and Brokerage Expenses | 12 Taxes, Licenses and Fees |
|--|---|-----------------------------|---|---------------------------------------|---|-----------------------------|---------------------------|---|---|--|--|--------------------------------|
| | 1 Direct Premiums Written | 2 Direct Premiums Earned | | | | | | | | | | |
| 1. Fire..... | 95,922 | 77,600 | | 55,832 | 148,916 | (70,398) | | | (1,866) | | 9,183 | 2,281 |
| 2.1 Allied lines..... | 420,403 | 541,046 | | 205,152 | | | | | | | 62,797 | 15,597 |
| 2.2 Multiple peril crop..... | | | | | | | | | | | | |
| 2.3 Federal flood..... | | | | | | | | | | | | |
| 2.4 Private crop..... | | | | | | | | | | | | |
| 3. Farmowners multiple peril..... | | | | | | | | | | | | |
| 4. Homeowners multiple peril..... | | | | | | | | | | | | |
| 5.1 Commercial multiple peril (non-liability portion)..... | 39,965 | 31,595 | | 29,269 | | | | | | | 5,657 | 1,405 |
| 5.2 Commercial multiple peril (liability portion)..... | | | | | | | | | | | | |
| 6. Mortgage guaranty..... | | | | | | | | | | | | |
| 8. Ocean marine..... | | | | | | | | | | | | |
| 9. Inland marine..... | 230,882 | 373,913 | | 128,006 | | | | | | | 42,014 | 10,435 |
| 10. Financial guaranty..... | | | | | | | | | | | | |
| 11. Medical professional liability..... | | | | | | | | | | | | |
| 12. Earthquake..... | | | | | | | | | | | | |
| 13. Group accident and health (b)..... | | | | | | | | | | | | |
| 14. Credit A&H (group and individual)..... | | | | | | | | | | | | |
| 15.1 Collectively renewable A&H (b)..... | | | | | | | | | | | | |
| 15.2 Non-cancelable A&H (b)..... | | | | | | | | | | | | |
| 15.3 Guaranteed renewable A&H (b)..... | | | | | | | | | | | | |
| 15.4 Non-renewable for stated reasons only (b)..... | | | | | | | | | | | | |
| 15.5 Other accident only..... | | | | | | | | | | | | |
| 15.6 Medicare Title XVIII exempt from state taxes or fees..... | | | | | | | | | | | | |
| 15.7 All other A&H (b)..... | | | | | | | | | | | | |
| 15.8 Federal employees health benefits plan premium (b)..... | | | | | | | | | | | | |
| 16. Workers' compensation..... | | | | | | | | | | | | |
| 17.1 Other liability-occurrence..... | | | | | | | | | | | | |
| 17.2 Other liability-claims-made..... | | | | | | | | | | | | |
| 17.3 Excess workers' compensation..... | | | | | | | | | | | | |
| 18. Products liability..... | | | | | | | | | | | | |
| 19.1 Private passenger auto no-fault (personal injury protection)..... | | | | | | | | | | | | |
| 19.2 Other private passenger auto liability..... | | | | | | | | | | | | |
| 19.3 Commercial auto no-fault (personal injury protection)..... | | | | | | | | | | | | |
| 19.4 Other commercial auto liability..... | | | | | | | | | | | | |
| 21.1 Private passenger auto physical damage..... | | | | | | | | | | | | |
| 21.2 Commercial auto physical damage..... | | | | | | | | | | | | |
| 22. Aircraft (all perils)..... | | | | | | | | | | | | |
| 23. Fidelity..... | | | | | | | | | | | | |
| 24. Surety..... | | | | | | | | | | | | |
| 26. Burglary and theft..... | | | | | | | | | | | | |
| 27. Boiler and machinery..... | 26,557 | 14,850 | | 17,521 | | | | | | | 2,621 | 651 |
| 28. Credit..... | | | | | | | | | | | | |
| 30. Warranty..... | | | | | | | | | | | | |
| 34. Aggregate write-ins for other lines of business..... | 0 | 0 | 0 | 0 | 0 | 0 | 0 | 0 | 0 | 0 | 0 | 0 |
| 35. TOTALS (a)..... | 813,729 | 1,039,005 | 0 | 435,780 | 148,916 | (70,398) | 0 | 0 | (1,866) | 0 | 122,272 | 30,369 |

DETAILS OF WRITE-INS

| | | | | | | | | | | | | |
|--|---|---|---|---|---|---|---|---|---|---|---|---|
| 3401..... | | | | | | | | | | | | |
| 3402..... | | | | | | | | | | | | |
| 3403..... | | | | | | | | | | | | |
| 3498. Summary of remaining write-ins for Line 34 from overflow page..... | 0 | 0 | 0 | 0 | 0 | 0 | 0 | 0 | 0 | 0 | 0 | 0 |
| 3499. TOTALS (Lines 3401 thru 3403 plus 3498) (Line 34 above)..... | 0 | 0 | 0 | 0 | 0 | 0 | 0 | 0 | 0 | 0 | 0 | 0 |

(a) Finance and service charges not included in Lines 1 to 35 \$.....0.

(b) For health business on indicated lines report: Number of persons insured under PPO managed care products.....0 and number of persons insured under indemnity only products.....0.

EXHIBIT OF PREMIUMS AND LOSSES (Statutory Page 14 Data)



NAIC Group Code.....0065 NAIC Company Code....10014

BUSINESS IN THE STATE OF IOWA DURING THE YEAR

19

| Line of Business | Gross Premiums, Including Policy and Membership Fees, Less Return Premiums and Premiums on Policies not Taken | | 3 Dividends Paid or Credited to Policyholders on Direct Business | 4 Direct Unearned Premium Reserves | 5 Direct Losses Paid (deducting salvage) | 6 Direct Losses Incurred | 7 Direct Losses Unpaid | 8 Direct Defense and Cost Containment Expense Paid | 9 Direct Defense and Cost Containment Expense Incurred | 10 Direct Defense and Cost Containment Expense Unpaid | 11 Commissions and Brokerage Expenses | 12 Taxes, Licenses and Fees |
|--|---|-----------------------------|---|---------------------------------------|---|-----------------------------|---------------------------|---|---|--|--|--------------------------------|
| | 1 Direct Premiums Written | 2 Direct Premiums Earned | | | | | | | | | | |
| 1. Fire..... | 1,143,361 | 1,221,839 | | 328,129 | 4,072 | 4,072 | | | | | 115,404 | 28,664 |
| 2.1 Allied lines..... | 592,460 | 633,480 | | 165,020 | 217,827 | 384,826 | 193,690 | | 2,658 | 2,905 | 59,834 | 14,861 |
| 2.2 Multiple peril crop..... | | | | | | | | | | | | |
| 2.3 Federal flood..... | | | | | | | | | | | | |
| 2.4 Private crop..... | | | | | | | | | | | | |
| 3. Farmowners multiple peril..... | | | | | | | | | | | | |
| 4. Homeowners multiple peril..... | | | | | | | | | | | | |
| 5.1 Commercial multiple peril (non-liability portion)..... | 724,701 | 688,596 | | 495,085 | 243,083 | 655,989 | 412,906 | | 6,308 | 6,308 | 72,769 | 18,074 |
| 5.2 Commercial multiple peril (liability portion)..... | | | | | | | | | | | | |
| 6. Mortgage guaranty..... | | | | | | | | | | | | |
| 8. Ocean marine..... | | | | | | | | | | | | |
| 9. Inland marine..... | 651,309 | 649,466 | | 209,551 | 70,875 | 125,673 | 130,317 | | 1,178 | 1,570 | 65,652 | 16,306 |
| 10. Financial guaranty..... | | | | | | | | | | | | |
| 11. Medical professional liability..... | | | | | | | | | | | | |
| 12. Earthquake..... | | | | | | | | | | | | |
| 13. Group accident and health (b)..... | | | | | | | | | | | | |
| 14. Credit A&H (group and individual)..... | | | | | | | | | | | | |
| 15.1 Collectively renewable A&H (b)..... | | | | | | | | | | | | |
| 15.2 Non-cancelable A&H (b)..... | | | | | | | | | | | | |
| 15.3 Guaranteed renewable A&H (b)..... | | | | | | | | | | | | |
| 15.4 Non-renewable for stated reasons only (b)..... | | | | | | | | | | | | |
| 15.5 Other accident only..... | | | | | | | | | | | | |
| 15.6 Medicare Title XVIII exempt from state taxes or fees..... | | | | | | | | | | | | |
| 15.7 All other A&H (b)..... | | | | | | | | | | | | |
| 15.8 Federal employees health benefits plan premium (b)..... | | | | | | | | | | | | |
| 16. Workers' compensation..... | | | | | | | | | | | | |
| 17.1 Other liability-occurrence..... | | | | | | | | | | | | |
| 17.2 Other liability-claims-made..... | | | | | | | | | | | | |
| 17.3 Excess workers' compensation..... | | | | | | | | | | | | |
| 18. Products liability..... | | | | | | | | | | | | |
| 19.1 Private passenger auto no-fault (personal injury protection)..... | | | | | | | | | | | | |
| 19.2 Other private passenger auto liability..... | | | | | | | | | | | | |
| 19.3 Commercial auto no-fault (personal injury protection)..... | | | | | | | | | | | | |
| 19.4 Other commercial auto liability..... | | | | | | | | | | | | |
| 21.1 Private passenger auto physical damage..... | | | | | | | | | | | | |
| 21.2 Commercial auto physical damage..... | | | | | | | | | | | | |
| 22. Aircraft (all perils)..... | | | | | | | | | | | | |
| 23. Fidelity..... | | | | | | | | | | | | |
| 24. Surety..... | | | | | | | | | | | | |
| 26. Burglary and theft..... | | | | | | | | | | | | |
| 27. Boiler and machinery..... | 330,147 | 320,992 | | 125,525 | 48,856 | 48,856 | | | | | 33,111 | 8,224 |
| 28. Credit..... | | | | | | | | | | | | |
| 30. Warranty..... | | | | | | | | | | | | |
| 34. Aggregate write-ins for other lines of business..... | 0 | 0 | 0 | 0 | 0 | 0 | 0 | 0 | 0 | 0 | 0 | 0 |
| 35. TOTALS (a)..... | 3,441,978 | 3,514,373 | 0 | 1,323,310 | 584,713 | 1,219,415 | 736,912 | 0 | 10,144 | 10,782 | 346,769 | 86,129 |

DETAILS OF WRITE-INS

| | | | | | | | | | | | | |
|--|---|---|---|---|---|---|---|---|---|---|---|---|
| 3401..... | | | | | | | | | | | | |
| 3402..... | | | | | | | | | | | | |
| 3403..... | | | | | | | | | | | | |
| 3498. Summary of remaining write-ins for Line 34 from overflow page..... | 0 | 0 | 0 | 0 | 0 | 0 | 0 | 0 | 0 | 0 | 0 | 0 |
| 3499. TOTALS (Lines 3401 thru 3403 plus 3498) (Line 34 above)..... | 0 | 0 | 0 | 0 | 0 | 0 | 0 | 0 | 0 | 0 | 0 | 0 |

(a) Finance and service charges not included in Lines 1 to 35 \$.....0.

(b) For health business on indicated lines report: Number of persons insured under PPO managed care products.....0 and number of persons insured under indemnity only products.....0.

EXHIBIT OF PREMIUMS AND LOSSES (Statutory Page 14 Data)



NAIC Group Code.....0065 NAIC Company Code....10014

BUSINESS IN THE STATE OF IDAHO DURING THE YEAR

| Line of Business | Gross Premiums, Including Policy and Membership Fees, Less Return Premiums and Premiums on Policies not Taken | | 3 Dividends Paid or Credited to Policyholders on Direct Business | 4 Direct Unearned Premium Reserves | 5 Direct Losses Paid (deducting salvage) | 6 Direct Losses Incurred | 7 Direct Losses Unpaid | 8 Direct Defense and Cost Containment Expense Paid | 9 Direct Defense and Cost Containment Expense Incurred | 10 Direct Defense and Cost Containment Expense Unpaid | 11 Commissions and Brokerage Expenses | 12 Taxes, Licenses and Fees |
|--|---|-----------------------------|---|---------------------------------------|---|-----------------------------|---------------------------|---|---|--|--|--------------------------------|
| | 1 Direct Premiums Written | 2 Direct Premiums Earned | | | | | | | | | | |
| 1. Fire..... | 1,234,380 | 1,231,674 | | 809,515 | 122,760 | 122,760 | | | | | 118,749 | 29,495 |
| 2.1 Allied lines..... | 638,847 | 638,465 | | 419,679 | 23,785 | 300,441 | | | 4,684 | 5,546 | 61,563 | 15,291 |
| 2.2 Multiple peril crop..... | | | | | | | | | | | | |
| 2.3 Federal flood..... | | | | | | | | | | | | |
| 2.4 Private crop..... | | | | | | | | | | | | |
| 3. Farmowners multiple peril..... | | | | | | | | | | | | |
| 4. Homeowners multiple peril..... | 14,102 | 13,493 | 3,605 | 10,279 | | | | | | | | 352 |
| 5.1 Commercial multiple peril (non-liability portion)..... | 59,667 | 41,303 | | 32,368 | | | | | | | 5,992 | 1,488 |
| 5.2 Commercial multiple peril (liability portion)..... | | | | | | | | | | | | |
| 6. Mortgage guaranty..... | | | | | | | | | | | | |
| 8. Ocean marine..... | | | | | | | | | | | | |
| 9. Inland marine..... | 891,749 | 822,758 | | 524,425 | 94,451 | (148,992) | 27,589 | | (1,074) | 332 | 83,215 | 20,669 |
| 10. Financial guaranty..... | | | | | | | | | | | | |
| 11. Medical professional liability..... | | | | | | | | | | | | |
| 12. Earthquake..... | | | | | | | | | | | | |
| 13. Group accident and health (b)..... | | | | | | | | | | | | |
| 14. Credit A&H (group and individual)..... | | | | | | | | | | | | |
| 15.1 Collectively renewable A&H (b)..... | | | | | | | | | | | | |
| 15.2 Non-cancelable A&H (b)..... | | | | | | | | | | | | |
| 15.3 Guaranteed renewable A&H (b)..... | | | | | | | | | | | | |
| 15.4 Non-renewable for stated reasons only (b)..... | | | | | | | | | | | | |
| 15.5 Other accident only..... | | | | | | | | | | | | |
| 15.6 Medicare Title XVIII exempt from state taxes or fees..... | | | | | | | | | | | | |
| 15.7 All other A&H (b)..... | | | | | | | | | | | | |
| 15.8 Federal employees health benefits plan premium (b)..... | | | | | | | | | | | | |
| 16. Workers' compensation..... | | | | | | | | | | | | |
| 17.1 Other liability-occurrence..... | | | | | | | | | | | | |
| 17.2 Other liability-claims-made..... | | | | | | | | | | | | |
| 17.3 Excess workers' compensation..... | | | | | | | | | | | | |
| 18. Products liability..... | | | | | | | | | | | | |
| 19.1 Private passenger auto no-fault (personal injury protection)..... | | | | | | | | | | | | |
| 19.2 Other private passenger auto liability..... | | | | | | | | | | | | |
| 19.3 Commercial auto no-fault (personal injury protection)..... | | | | | | | | | | | | |
| 19.4 Other commercial auto liability..... | | | | | | | | | | | | |
| 21.1 Private passenger auto physical damage..... | | | | | | | | | | | | |
| 21.2 Commercial auto physical damage..... | | | | | | | | | | | | |
| 22. Aircraft (all perils)..... | | | | | | | | | | | | |
| 23. Fidelity..... | | | | | | | | | | | | |
| 24. Surety..... | | | | | | | | | | | | |
| 26. Burglary and theft..... | | | | | | | | | | | | |
| 27. Boiler and machinery..... | 356,101 | 357,443 | | 223,070 | 72,445 | 72,445 | | | | | 35,174 | 8,736 |
| 28. Credit..... | | | | | | | | | | | | |
| 30. Warranty..... | | | | | | | | | | | | |
| 34. Aggregate write-ins for other lines of business..... | 0 | 0 | 0 | 0 | 0 | 0 | 0 | 0 | 0 | 0 | 0 | 0 |
| 35. TOTALS (a)..... | 3,194,846 | 3,105,136 | 3,605 | 2,019,337 | 313,441 | 346,654 | 397,393 | 0 | 3,610 | 5,878 | 304,693 | 76,031 |

DETAILS OF WRITE-INS

| | | | | | | | | | | | | |
|--|---|---|---|---|---|---|---|---|---|---|---|---|
| 3401..... | | | | | | | | | | | | |
| 3402..... | | | | | | | | | | | | |
| 3403..... | | | | | | | | | | | | |
| 3498. Summary of remaining write-ins for Line 34 from overflow page..... | 0 | 0 | 0 | 0 | 0 | 0 | 0 | 0 | 0 | 0 | 0 | 0 |
| 3499. TOTALS (Lines 3401 thru 3403 plus 3498) (Line 34 above)..... | 0 | 0 | 0 | 0 | 0 | 0 | 0 | 0 | 0 | 0 | 0 | 0 |

(a) Finance and service charges not included in Lines 1 to 35 \$.....0.

(b) For health business on indicated lines report: Number of persons insured under PPO managed care products.....0 and number of persons insured under indemnity only products.....0.

EXHIBIT OF PREMIUMS AND LOSSES (Statutory Page 14 Data)



NAIC Group Code.....0065 NAIC Company Code....10014

BUSINESS IN THE STATE OF ILLINOIS DURING THE YEAR

| Line of Business | Gross Premiums, Including Policy and Membership Fees, Less Return Premiums and Premiums on Policies not Taken | | 3 Dividends Paid or Credited to Policyholders on Direct Business | 4 Direct Unearned Premium Reserves | 5 Direct Losses Paid (deducting salvage) | 6 Direct Losses Incurred | 7 Direct Losses Unpaid | 8 Direct Defense and Cost Containment Expense Paid | 9 Direct Defense and Cost Containment Expense Incurred | 10 Direct Defense and Cost Containment Expense Unpaid | 11 Commissions and Brokerage Expenses | 12 Taxes, Licenses and Fees |
|--|---|-----------------------------|---|---------------------------------------|---|-----------------------------|---------------------------|---|---|--|--|--------------------------------|
| | 1 Direct Premiums Written | 2 Direct Premiums Earned | | | | | | | | | | |
| 1. Fire..... | 13,832,747 | 13,822,260 | | 6,457,674 | 2,890,678 | 4,139,763 | 2,527,004 | 609 | 31,143 | 42,086 | 1,374,845 | 341,480 |
| 2.1 Allied lines..... | 7,190,354 | 7,254,960 | | 3,317,556 | 1,605,926 | 1,605,464 | 684,846 | | 3,929 | 10,271 | 716,528 | 177,969 |
| 2.2 Multiple peril crop..... | | | | | | | | | | | | |
| 2.3 Federal flood..... | | | | | | | | | | | | |
| 2.4 Private crop..... | | | | | | | | | | | | |
| 3. Farmowners multiple peril..... | | | | | | | | | | | | |
| 4. Homeowners multiple peril..... | 29,150 | 29,729 | 7,115 | 17,236 | 15,201 | 15,201 | | | | | | 728 |
| 5.1 Commercial multiple peril (non-liability portion)..... | 2,390,774 | 2,458,607 | | 941,114 | 730,241 | 82,240 | | | (5,373) | | 237,236 | 58,924 |
| 5.2 Commercial multiple peril (liability portion)..... | | | | | | | | | | | | |
| 6. Mortgage guaranty..... | | | | | | | | | | | | |
| 8. Ocean marine..... | 907,508 | 750,770 | | 372,533 | 395,956 | 1,248,685 | 975,001 | 6,368 | 20,444 | 15,087 | 91,213 | 22,655 |
| 9. Inland marine..... | 5,596,690 | 5,773,460 | | 2,575,637 | 6,324,087 | (7,914,655) | 4,176,520 | 16,017 | (29,244) | 50,318 | 557,698 | 138,519 |
| 10. Financial guaranty..... | | | | | | | | | | | | |
| 11. Medical professional liability..... | | | | | | | | | | | | |
| 12. Earthquake..... | | | | | | | | | | | | |
| 13. Group accident and health (b)..... | | | | | | | | | | | | |
| 14. Credit A&H (group and individual)..... | | | | | | | | | | | | |
| 15.1 Collectively renewable A&H (b)..... | | | | | | | | | | | | |
| 15.2 Non-cancelable A&H (b)..... | | | | | | | | | | | | |
| 15.3 Guaranteed renewable A&H (b)..... | | | | | | | | | | | | |
| 15.4 Non-renewable for stated reasons only (b)..... | | | | | | | | | | | | |
| 15.5 Other accident only..... | | | | | | | | | | | | |
| 15.6 Medicare Title XVIII exempt from state taxes or fees..... | | | | | | | | | | | | |
| 15.7 All other A&H (b)..... | | | | | | | | | | | | |
| 15.8 Federal employees health benefits plan premium (b)..... | | | | | | | | | | | | |
| 16. Workers' compensation..... | | | | | 10,304 | (21,274) | 234,474 | | (6,882) | 94,043 | | |
| 17.1 Other liability-occurrence..... | | | | | 4,845 | (72,474) | 1,830,330 | 233,061 | (125,841) | 543,573 | | |
| 17.2 Other liability-claims-made..... | | | | | | | | | | | | |
| 17.3 Excess workers' compensation..... | | | | | | | | | | | | |
| 18. Products liability..... | | | | | 9,102,522 | (21,957,568) | 40,731,110 | 128,310 | (6,878,393) | 7,747,843 | | |
| 19.1 Private passenger auto no-fault (personal injury protection)..... | | | | | | | | | | | | |
| 19.2 Other private passenger auto liability..... | | | | | | | | | | | | |
| 19.3 Commercial auto no-fault (personal injury protection)..... | | | | | | | | | | | | |
| 19.4 Other commercial auto liability..... | | | | | | | | | | | | |
| 21.1 Private passenger auto physical damage..... | | | | | | | | | | | | |
| 21.2 Commercial auto physical damage..... | | | | | | | | | | | | |
| 22. Aircraft (all perils)..... | | | | | | | | | | | | |
| 23. Fidelity..... | | | | | (5,312) | (5,312) | | | | | | |
| 24. Surety..... | | | | | | | | | | | | |
| 26. Burglary and theft..... | | | | | | | | | | | | |
| 27. Boiler and machinery..... | 2,487,881 | 2,443,451 | | 1,180,642 | 1,278,087 | 2,396,344 | 1,118,256 | | 16,848 | 16,848 | 245,662 | 61,017 |
| 28. Credit..... | | | | | | | | | | | | |
| 30. Warranty..... | | | | | | | | | | | | |
| 34. Aggregate write-ins for other lines of business..... | 0 | 0 | 0 | 0 | 0 | 0 | 0 | 0 | 0 | 0 | 0 | 0 |
| 35. TOTALS (a)..... | 32,435,104 | 32,533,237 | 7,115 | 14,862,391 | 22,352,534 | (20,483,588) | 52,277,541 | 384,364 | (6,973,369) | 8,520,069 | 3,223,182 | 801,292 |

DETAILS OF WRITE-INS

| | | | | | | | | | | | | |
|--|---|---|---|---|---|---|---|---|---|---|---|---|
| 3401..... | | | | | | | | | | | | |
| 3402..... | | | | | | | | | | | | |
| 3403..... | | | | | | | | | | | | |
| 3498. Summary of remaining write-ins for Line 34 from overflow page..... | 0 | 0 | 0 | 0 | 0 | 0 | 0 | 0 | 0 | 0 | 0 | 0 |
| 3499. TOTALS (Lines 3401 thru 3403 plus 3498) (Line 34 above)..... | 0 | 0 | 0 | 0 | 0 | 0 | 0 | 0 | 0 | 0 | 0 | 0 |

(a) Finance and service charges not included in Lines 1 to 35 \$.....0.

(b) For health business on indicated lines report: Number of persons insured under PPO managed care products.....0 and number of persons insured under indemnity only products.....0.

EXHIBIT OF PREMIUMS AND LOSSES (Statutory Page 14 Data)



NAIC Group Code.....0065 NAIC Company Code....10014

BUSINESS IN THE STATE OF INDIANA DURING THE YEAR

| Line of Business | Gross Premiums, Including Policy and Membership Fees, Less Return Premiums and Premiums on Policies not Taken | | 3 Dividends Paid or Credited to Policyholders on Direct Business | 4 Direct Unearned Premium Reserves | 5 Direct Losses Paid (deducting salvage) | 6 Direct Losses Incurred | 7 Direct Losses Unpaid | 8 Direct Defense and Cost Containment Expense Paid | 9 Direct Defense and Cost Containment Expense Incurred | 10 Direct Defense and Cost Containment Expense Unpaid | 11 Commissions and Brokerage Expenses | 12 Taxes, Licenses and Fees |
|--|---|-----------------------------|---|---------------------------------------|---|-----------------------------|---------------------------|---|---|--|--|--------------------------------|
| | 1 Direct Premiums Written | 2 Direct Premiums Earned | | | | | | | | | | |
| 1. Fire..... | 3,658,645 | 3,434,147 | | 1,794,475 | 792,467 | 659,593 | 11,748 | | (1,036) | 194 | 362,938 | 90,145 |
| 2.1 Allied lines..... | 1,948,741 | 1,846,855 | | 917,116 | 1,518,249 | 1,196,455 | 676,226 | | 906 | 10,142 | 194,945 | 48,420 |
| 2.2 Multiple peril crop..... | | | | | | | | | | | | |
| 2.3 Federal flood..... | | | | | | | | | | | | |
| 2.4 Private crop..... | | | | | | | | | | | | |
| 3. Farmowners multiple peril..... | | | | | | | | | | | | |
| 4. Homeowners multiple peril..... | 1,873 | 1,869 | | 103 | | | | | | | | 47 |
| 5.1 Commercial multiple peril (non-liability portion)..... | 1,430,340 | 1,568,163 | | 832,758 | 1,787,693 | 1,926,903 | 485,242 | | 4,543 | 7,413 | 162,428 | 40,343 |
| 5.2 Commercial multiple peril (liability portion)..... | | | | | | | | | | | | |
| 6. Mortgage guaranty..... | | | | | | | | | | | | |
| 8. Ocean marine..... | 156,000 | 99,305 | | 81,607 | 38,152 | 78,101 | 100,743 | | 1,056 | 1,559 | 15,680 | 3,894 |
| 9. Inland marine..... | 2,293,302 | 2,302,718 | | 1,093,905 | 475,928 | 371,032 | 41,889 | | (245) | 505 | 233,082 | 57,892 |
| 10. Financial guaranty..... | | | | | | | | | | | | |
| 11. Medical professional liability..... | | | | | | | | | | | | |
| 12. Earthquake..... | | | | | | | | | | | | |
| 13. Group accident and health (b)..... | | | | | | | | | | | | |
| 14. Credit A&H (group and individual)..... | | | | | | | | | | | | |
| 15.1 Collectively renewable A&H (b)..... | | | | | | | | | | | | |
| 15.2 Non-cancelable A&H (b)..... | | | | | | | | | | | | |
| 15.3 Guaranteed renewable A&H (b)..... | | | | | | | | | | | | |
| 15.4 Non-renewable for stated reasons only (b)..... | | | | | | | | | | | | |
| 15.5 Other accident only..... | | | | | | | | | | | | |
| 15.6 Medicare Title XVIII exempt from state taxes or fees..... | | | | | | | | | | | | |
| 15.7 All other A&H (b)..... | | | | | | | | | | | | |
| 15.8 Federal employees health benefits plan premium (b)..... | | | | | | | | | | | | |
| 16. Workers' compensation..... | | | | | | | | | | | | |
| 17.1 Other liability-occurrence..... | | | | | | 5 | 6 | | (1) | 2 | | |
| 17.2 Other liability-claims-made..... | | | | | | | | | | | | |
| 17.3 Excess workers' compensation..... | | | | | | | | | | | | |
| 18. Products liability..... | | | | | | | | | | | | |
| 19.1 Private passenger auto no-fault (personal injury protection)..... | | | | | | | | | | | | |
| 19.2 Other private passenger auto liability..... | | | | | | | | | | | | |
| 19.3 Commercial auto no-fault (personal injury protection)..... | | | | | | | | | | | | |
| 19.4 Other commercial auto liability..... | | | | | | | | | | | | |
| 21.1 Private passenger auto physical damage..... | | | | | | | | | | | | |
| 21.2 Commercial auto physical damage..... | | | | | | | | | | | | |
| 22. Aircraft (all perils)..... | | | | | | | | | | | | |
| 23. Fidelity..... | | | | | | | | | | | | |
| 24. Surety..... | | | | | | | | | | | | |
| 26. Burglary and theft..... | | | | | | | | | | | | |
| 27. Boiler and machinery..... | 819,034 | 853,393 | | 422,450 | 432,650 | 351,816 | | | (614) | | 86,281 | 21,430 |
| 28. Credit..... | | | | | | | | | | | | |
| 30. Warranty..... | | | | | | | | | | | | |
| 34. Aggregate write-ins for other lines of business..... | 0 | 0 | 0 | 0 | 0 | 0 | 0 | 0 | 0 | 0 | 0 | 0 |
| 35. TOTALS (a)..... | 10,307,935 | 10,106,449 | 0 | 5,142,413 | 5,045,139 | 4,583,904 | 1,315,853 | 0 | 4,610 | 19,813 | 1,055,354 | 262,172 |

DETAILS OF WRITE-INS

| | | | | | | | | | | | | |
|--|---|---|---|---|---|---|---|---|---|---|---|---|
| 3401..... | | | | | | | | | | | | |
| 3402..... | | | | | | | | | | | | |
| 3403..... | | | | | | | | | | | | |
| 3498. Summary of remaining write-ins for Line 34 from overflow page..... | 0 | 0 | 0 | 0 | 0 | 0 | 0 | 0 | 0 | 0 | 0 | 0 |
| 3499. TOTALS (Lines 3401 thru 3403 plus 3498) (Line 34 above)..... | 0 | 0 | 0 | 0 | 0 | 0 | 0 | 0 | 0 | 0 | 0 | 0 |

(a) Finance and service charges not included in Lines 1 to 35 \$.....0.

(b) For health business on indicated lines report: Number of persons insured under PPO managed care products.....0 and number of persons insured under indemnity only products.....0.

EXHIBIT OF PREMIUMS AND LOSSES (Statutory Page 14 Data)



NAIC Group Code.....0065 NAIC Company Code....10014

BUSINESS IN THE STATE OF KANSAS DURING THE YEAR

| Line of Business | Gross Premiums, Including Policy and Membership Fees, Less Return Premiums and Premiums on Policies not Taken | | 3 Dividends Paid or Credited to Policyholders on Direct Business | 4 Direct Unearned Premium Reserves | 5 Direct Losses Paid (deducting salvage) | 6 Direct Losses Incurred | 7 Direct Losses Unpaid | 8 Direct Defense and Cost Containment Expense Paid | 9 Direct Defense and Cost Containment Expense Incurred | 10 Direct Defense and Cost Containment Expense Unpaid | 11 Commissions and Brokerage Expenses | 12 Taxes, Licenses and Fees |
|--|---|-----------------------------|---|---------------------------------------|---|-----------------------------|---------------------------|---|---|--|--|--------------------------------|
| | 1 Direct Premiums Written | 2 Direct Premiums Earned | | | | | | | | | | |
| 1. Fire..... | 1,064,130 | 1,039,608 | | 589,741 | 33,782 | 33,782 | | | | | 105,082 | 26,100 |
| 2.1 Allied lines..... | 554,306 | 539,232 | | 293,831 | 485,421 | 408,125 | 22,506 | | (586) | 338 | 54,489 | 13,534 |
| 2.2 Multiple peril crop..... | | | | | | | | | | | | |
| 2.3 Federal flood..... | | | | | | | | | | | | |
| 2.4 Private crop..... | | | | | | | | | | | | |
| 3. Farmowners multiple peril..... | | | | | | | | | | | | |
| 4. Homeowners multiple peril..... | 3,060 | 3,030 | 771 | 1,978 | | | | | | | | 76 |
| 5.1 Commercial multiple peril (non-liability portion)..... | 315,245 | 293,748 | | 162,703 | | | | | | | 31,585 | 7,845 |
| 5.2 Commercial multiple peril (liability portion)..... | | | | | | | | | | | | |
| 6. Mortgage guaranty..... | | | | | | | | | | | | |
| 8. Ocean marine..... | | | | | | (6,269) | | | (52) | | | |
| 9. Inland marine..... | 925,320 | 847,395 | | 423,085 | 8,689 | 34,066 | 25,377 | | 306 | 306 | 91,914 | 22,829 |
| 10. Financial guaranty..... | | | | | | | | | | | | |
| 11. Medical professional liability..... | | | | | | | | | | | | |
| 12. Earthquake..... | | | | | | | | | | | | |
| 13. Group accident and health (b)..... | | | | | | | | | | | | |
| 14. Credit A&H (group and individual)..... | | | | | | | | | | | | |
| 15.1 Collectively renewable A&H (b)..... | | | | | | | | | | | | |
| 15.2 Non-cancelable A&H (b)..... | | | | | | | | | | | | |
| 15.3 Guaranteed renewable A&H (b)..... | | | | | | | | | | | | |
| 15.4 Non-renewable for stated reasons only (b)..... | | | | | | | | | | | | |
| 15.5 Other accident only..... | | | | | | | | | | | | |
| 15.6 Medicare Title XVIII exempt from state taxes or fees..... | | | | | | | | | | | | |
| 15.7 All other A&H (b)..... | | | | | | | | | | | | |
| 15.8 Federal employees health benefits plan premium (b)..... | | | | | | | | | | | | |
| 16. Workers' compensation..... | | | | | | | | | | | | |
| 17.1 Other liability-occurrence..... | | | | | | | | | | | | |
| 17.2 Other liability-claims-made..... | | | | | | | | | | | | |
| 17.3 Excess workers' compensation..... | | | | | | | | | | | | |
| 18. Products liability..... | | | | | | 155 | 460 | 1,098 | 1,123 | 88 | | |
| 19.1 Private passenger auto no-fault (personal injury protection)..... | | | | | | | | | | | | |
| 19.2 Other private passenger auto liability..... | | | | | | | | | | | | |
| 19.3 Commercial auto no-fault (personal injury protection)..... | | | | | | | | | | | | |
| 19.4 Other commercial auto liability..... | | | | | | | | | | | | |
| 21.1 Private passenger auto physical damage..... | | | | | | | | | | | | |
| 21.2 Commercial auto physical damage..... | | | | | | | | | | | | |
| 22. Aircraft (all perils)..... | | | | | | | | | | | | |
| 23. Fidelity..... | | | | | | | | | | | | |
| 24. Surety..... | | | | | | | | | | | | |
| 26. Burglary and theft..... | | | | | | | | | | | | |
| 27. Boiler and machinery..... | 201,008 | 186,518 | | 108,585 | 190,294 | 76,565 | | | (781) | | 19,094 | 4,742 |
| 28. Credit..... | | | | | | | | | | | | |
| 30. Warranty..... | | | | | | | | | | | | |
| 34. Aggregate write-ins for other lines of business..... | 0 | 0 | 0 | 0 | 0 | 0 | 0 | 0 | 0 | 0 | 0 | 0 |
| 35. TOTALS (a)..... | 3,063,069 | 2,909,532 | 771 | 1,579,921 | 718,186 | 546,424 | 48,343 | 1,098 | 10 | 731 | 302,164 | 75,127 |

DETAILS OF WRITE-INS

| | | | | | | | | | | | | |
|--|---|---|---|---|---|---|---|---|---|---|---|---|
| 3401..... | | | | | | | | | | | | |
| 3402..... | | | | | | | | | | | | |
| 3403..... | | | | | | | | | | | | |
| 3498. Summary of remaining write-ins for Line 34 from overflow page..... | 0 | 0 | 0 | 0 | 0 | 0 | 0 | 0 | 0 | 0 | 0 | 0 |
| 3499. TOTALS (Lines 3401 thru 3403 plus 3498) (Line 34 above)..... | 0 | 0 | 0 | 0 | 0 | 0 | 0 | 0 | 0 | 0 | 0 | 0 |

(a) Finance and service charges not included in Lines 1 to 35 \$.....0.

(b) For health business on indicated lines report: Number of persons insured under PPO managed care products.....0 and number of persons insured under indemnity only products.....0.

EXHIBIT OF PREMIUMS AND LOSSES (Statutory Page 14 Data)



NAIC Group Code.....0065 NAIC Company Code....10014

BUSINESS IN THE STATE OF KENTUCKY DURING THE YEAR

| Line of Business | Gross Premiums, Including Policy and Membership Fees, Less Return Premiums and Premiums on Policies not Taken | | 3 Dividends Paid or Credited to Policyholders on Direct Business | 4 Direct Unearned Premium Reserves | 5 Direct Losses Paid (deducting salvage) | 6 Direct Losses Incurred | 7 Direct Losses Unpaid | 8 Direct Defense and Cost Containment Expense Paid | 9 Direct Defense and Cost Containment Expense Incurred | 10 Direct Defense and Cost Containment Expense Unpaid | 11 Commissions and Brokerage Expenses | 12 Taxes, Licenses and Fees |
|--|---|-----------------------------|---|---------------------------------------|---|-----------------------------|---------------------------|---|---|--|--|--------------------------------|
| | 1 Direct Premiums Written | 2 Direct Premiums Earned | | | | | | | | | | |
| 1. Fire..... | 1,494,673 | 1,493,286 | | 680,626 | | 67,133 | 67,133 | | 1,108 | 1,108 | 148,313 | 36,837 |
| 2.1 Allied lines..... | 772,057 | 774,125 | | 345,824 | 44,753 | 619,144 | 574,391 | | 8,614 | 8,614 | 76,917 | 19,105 |
| 2.2 Multiple peril crop..... | | | | | | | | | | | | |
| 2.3 Federal flood..... | | | | | | | | | | | | |
| 2.4 Private crop..... | | | | | | | | | | | | |
| 3. Farmowners multiple peril..... | | | | | | | | | | | | |
| 4. Homeowners multiple peril..... | 6,315 | 5,948 | 1,577 | 3,702 | | | | | | | | 158 |
| 5.1 Commercial multiple peril (non-liability portion)..... | 1,394,687 | 1,267,152 | | 607,219 | | | | | | | 140,728 | 34,954 |
| 5.2 Commercial multiple peril (liability portion)..... | | | | | | | | | | | | |
| 6. Mortgage guaranty..... | | | | | | | | | | | | |
| 8. Ocean marine..... | 840 | 840 | | 488 | | | | | | | 84 | 21 |
| 9. Inland marine..... | 1,216,449 | 1,176,407 | | 540,255 | 569,360 | 567,273 | 89,164 | | 601 | 1,074 | 122,759 | 30,491 |
| 10. Financial guaranty..... | | | | | | | | | | | | |
| 11. Medical professional liability..... | | | | | | | | | | | | |
| 12. Earthquake..... | | | | | | | | | | | | |
| 13. Group accident and health (b)..... | | | | | | | | | | | | |
| 14. Credit A&H (group and individual)..... | | | | | | | | | | | | |
| 15.1 Collectively renewable A&H (b)..... | | | | | | | | | | | | |
| 15.2 Non-cancelable A&H (b)..... | | | | | | | | | | | | |
| 15.3 Guaranteed renewable A&H (b)..... | | | | | | | | | | | | |
| 15.4 Non-renewable for stated reasons only (b)..... | | | | | | | | | | | | |
| 15.5 Other accident only..... | | | | | | | | | | | | |
| 15.6 Medicare Title XVIII exempt from state taxes or fees..... | | | | | | | | | | | | |
| 15.7 All other A&H (b)..... | | | | | | | | | | | | |
| 15.8 Federal employees health benefits plan premium (b)..... | | | | | | | | | | | | |
| 16. Workers' compensation..... | | | | | 47,237 | 450,147 | 1,275,877 | 4,117 | 184,692 | 511,729 | | |
| 17.1 Other liability-occurrence..... | | | | | | (0) | 17 | | (3) | 5 | | |
| 17.2 Other liability-claims-made..... | | | | | | | | | | | | |
| 17.3 Excess workers' compensation..... | | | | | | | | | | | | |
| 18. Products liability..... | | | | | | | | | | | | |
| 19.1 Private passenger auto no-fault (personal injury protection)..... | | | | | | | | | | | | |
| 19.2 Other private passenger auto liability..... | | | | | | | | | | | | |
| 19.3 Commercial auto no-fault (personal injury protection)..... | | | | | | | | | | | | |
| 19.4 Other commercial auto liability..... | | | | | | | | | | | | |
| 21.1 Private passenger auto physical damage..... | | | | | | | | | | | | |
| 21.2 Commercial auto physical damage..... | | | | | | | | | | | | |
| 22. Aircraft (all perils)..... | | | | | | | | | | | | |
| 23. Fidelity..... | | | | | | | | | | | | |
| 24. Surety..... | | | | | | | | | | | | |
| 26. Burglary and theft..... | | | | | | | | | | | | |
| 27. Boiler and machinery..... | 471,069 | 439,764 | | 194,929 | 1,538,434 | 1,513,160 | | 60,769 | 60,595 | | 47,574 | 11,816 |
| 28. Credit..... | | | | | | | | | | | | |
| 30. Warranty..... | | | | | | | | | | | | |
| 34. Aggregate write-ins for other lines of business..... | 0 | 0 | 0 | 0 | 0 | 0 | 0 | 0 | 0 | 0 | 0 | 0 |
| 35. TOTALS (a)..... | 5,356,090 | 5,157,522 | 1,577 | 2,373,041 | 2,199,784 | 3,216,857 | 2,006,581 | 64,886 | 255,608 | 522,530 | 536,376 | 133,381 |

DETAILS OF WRITE-INS

| | | | | | | | | | | | | |
|--|---|---|---|---|---|---|---|---|---|---|---|---|
| 3401..... | | | | | | | | | | | | |
| 3402..... | | | | | | | | | | | | |
| 3403..... | | | | | | | | | | | | |
| 3498. Summary of remaining write-ins for Line 34 from overflow page..... | 0 | 0 | 0 | 0 | 0 | 0 | 0 | 0 | 0 | 0 | 0 | 0 |
| 3499. TOTALS (Lines 3401 thru 3403 plus 3498) (Line 34 above)..... | 0 | 0 | 0 | 0 | 0 | 0 | 0 | 0 | 0 | 0 | 0 | 0 |

(a) Finance and service charges not included in Lines 1 to 35 \$.....0.

(b) For health business on indicated lines report: Number of persons insured under PPO managed care products.....0 and number of persons insured under indemnity only products.....0.

EXHIBIT OF PREMIUMS AND LOSSES (Statutory Page 14 Data)



NAIC Group Code.....0065 NAIC Company Code....10014

BUSINESS IN THE STATE OF LOUISIANA DURING THE YEAR

| Line of Business | Gross Premiums, Including Policy and Membership Fees, Less Return Premiums and Premiums on Policies not Taken | | 3 Dividends Paid or Credited to Policyholders on Direct Business | 4 Direct Unearned Premium Reserves | 5 Direct Losses Paid (deducting salvage) | 6 Direct Losses Incurred | 7 Direct Losses Unpaid | 8 Direct Defense and Cost Containment Expense Paid | 9 Direct Defense and Cost Containment Expense Incurred | 10 Direct Defense and Cost Containment Expense Unpaid | 11 Commissions and Brokerage Expenses | 12 Taxes, Licenses and Fees |
|--|---|-----------------------------|---|---------------------------------------|---|-----------------------------|---------------------------|---|---|--|--|--------------------------------|
| | 1 Direct Premiums Written | 2 Direct Premiums Earned | | | | | | | | | | |
| 1. Fire..... | 2,675,071 | 2,555,667 | | 1,208,621 | | | | | | | 268,144 | 66,601 |
| 2.1 Allied lines..... | 2,745,810 | 2,594,330 | | 1,390,399 | 731,002 | 608,569 | 1,807,072 | | 9,246 | 27,101 | 272,333 | 67,641 |
| 2.2 Multiple peril crop..... | | | | | | | | | | | | |
| 2.3 Federal flood..... | | | | | | | | | | | | |
| 2.4 Private crop..... | | | | | | | | | | | | |
| 3. Farmowners multiple peril..... | | | | | | | | | | | | |
| 4. Homeowners multiple peril..... | | | | | | | | | | | | |
| 5.1 Commercial multiple peril (non-liability portion)..... | 4,045,247 | 3,974,005 | | 1,757,479 | 5,590,364 | 428,530 | 2,121,700 | | (27,986) | 32,411 | 408,811 | 101,539 |
| 5.2 Commercial multiple peril (liability portion)..... | | | | | | | | | | | | |
| 6. Mortgage guaranty..... | | | | | | | | | | | | |
| 8. Ocean marine..... | 208,669 | 194,569 | | 102,842 | 110,008 | 110,994 | 58,189 | | 428 | 900 | 20,973 | 5,209 |
| 9. Inland marine..... | 2,255,884 | 2,216,124 | | 994,077 | 97,672 | 209,352 | 336,080 | | 2,884 | 4,049 | 227,782 | 56,576 |
| 10. Financial guaranty..... | | | | | | | | | | | | |
| 11. Medical professional liability..... | | | | | | | | | | | | |
| 12. Earthquake..... | | | | | | | | | | | | |
| 13. Group accident and health (b)..... | | | | | | | | | | | | |
| 14. Credit A&H (group and individual)..... | | | | | | | | | | | | |
| 15.1 Collectively renewable A&H (b)..... | | | | | | | | | | | | |
| 15.2 Non-cancelable A&H (b)..... | | | | | | | | | | | | |
| 15.3 Guaranteed renewable A&H (b)..... | | | | | | | | | | | | |
| 15.4 Non-renewable for stated reasons only (b)..... | | | | | | | | | | | | |
| 15.5 Other accident only..... | | | | | | | | | | | | |
| 15.6 Medicare Title XVIII exempt from state taxes or fees..... | | | | | | | | | | | | |
| 15.7 All other A&H (b)..... | | | | | | | | | | | | |
| 15.8 Federal employees health benefits plan premium (b)..... | | | | | | | | | | | | |
| 16. Workers' compensation..... | | | | | | | | | | | | |
| 17.1 Other liability-occurrence..... | | | | | | | | | | | | |
| 17.2 Other liability-claims-made..... | | | | | | | | | | | | |
| 17.3 Excess workers' compensation..... | | | | | | | | | | | | |
| 18. Products liability..... | | | | | | | | | | | | |
| 19.1 Private passenger auto no-fault (personal injury protection)..... | | | | | | | | | | | | |
| 19.2 Other private passenger auto liability..... | | | | | | | | | | | | |
| 19.3 Commercial auto no-fault (personal injury protection)..... | | | | | | | | | | | | |
| 19.4 Other commercial auto liability..... | | | | | | | | | | | | |
| 21.1 Private passenger auto physical damage..... | | | | | | | | | | | | |
| 21.2 Commercial auto physical damage..... | | | | | | | | | | | | |
| 22. Aircraft (all perils)..... | | | | | | | | | | | | |
| 23. Fidelity..... | | | | | | | | | | | | |
| 24. Surety..... | | | | | | | | | | | | |
| 26. Burglary and theft..... | | | | | | | | | | | | |
| 27. Boiler and machinery..... | 1,339,862 | 1,337,479 | | 448,539 | 300,000 | 84,655 | 302,755 | | 1,005 | 4,561 | 134,907 | 33,508 |
| 28. Credit..... | | | | | | | | | | | | |
| 30. Warranty..... | | | | | | | | | | | | |
| 34. Aggregate write-ins for other lines of business..... | 0 | 0 | 0 | 0 | 0 | 0 | 0 | 0 | 0 | 0 | 0 | 0 |
| 35. TOTALS (a)..... | 13,270,543 | 12,872,175 | 0 | 5,901,957 | 6,829,045 | 1,442,100 | 4,625,797 | 0 | (14,422) | 69,024 | 1,332,949 | 331,074 |

DETAILS OF WRITE-INS

| | | | | | | | | | | | | |
|--|---|---|---|---|---|---|---|---|---|---|---|---|
| 3401..... | | | | | | | | | | | | |
| 3402..... | | | | | | | | | | | | |
| 3403..... | | | | | | | | | | | | |
| 3498. Summary of remaining write-ins for Line 34 from overflow page..... | 0 | 0 | 0 | 0 | 0 | 0 | 0 | 0 | 0 | 0 | 0 | 0 |
| 3499. TOTALS (Lines 3401 thru 3403 plus 3498) (Line 34 above)..... | 0 | 0 | 0 | 0 | 0 | 0 | 0 | 0 | 0 | 0 | 0 | 0 |

(a) Finance and service charges not included in Lines 1 to 35 \$.....0.

(b) For health business on indicated lines report: Number of persons insured under PPO managed care products.....0 and number of persons insured under indemnity only products.....0.

EXHIBIT OF PREMIUMS AND LOSSES (Statutory Page 14 Data)



NAIC Group Code.....0065 NAIC Company Code....10014

BUSINESS IN THE STATE OF MASSACHUSETTS DURING THE YEAR

| Line of Business | Gross Premiums, Including Policy and Membership Fees, Less Return Premiums and Premiums on Policies not Taken | | 3 Dividends Paid or Credited to Policyholders on Direct Business | 4 Direct Unearned Premium Reserves | 5 Direct Losses Paid (deducting salvage) | 6 Direct Losses Incurred | 7 Direct Losses Unpaid | 8 Direct Defense and Cost Containment Expense Paid | 9 Direct Defense and Cost Containment Expense Incurred | 10 Direct Defense and Cost Containment Expense Unpaid | 11 Commissions and Brokerage Expenses | 12 Taxes, Licenses and Fees |
|--|---|-----------------------------|---|---------------------------------------|---|-----------------------------|---------------------------|---|---|--|--|--------------------------------|
| | 1 Direct Premiums Written | 2 Direct Premiums Earned | | | | | | | | | | |
| 1. Fire..... | 14,428,919 | 14,625,766 | | 8,404,245 | 9,386,018 | 16,482,251 | 9,223,882 | 127,947 | 255,329 | 221,756 | 1,330,528 | 330,472 |
| 2.1 Allied lines..... | 7,302,795 | 7,792,775 | | 4,119,294 | 2,677,308 | 2,489,174 | 1,267,790 | 2,074 | 6,833 | 19,014 | 789,295 | 196,043 |
| 2.2 Multiple peril crop..... | | | | | | | | | | | | |
| 2.3 Federal flood..... | | | | | | | | | | | | |
| 2.4 Private crop..... | | | | | | | | | | | | |
| 3. Farmowners multiple peril..... | | | | | | | | | | | | |
| 4. Homeowners multiple peril..... | 500,423 | 495,142 | 106,706 | 261,912 | 113,841 | 68,341 | 5,500 | | | | | 12,493 |
| 5.1 Commercial multiple peril (non-liability portion)..... | 2,227,777 | 1,691,009 | | 855,475 | | 285,858 | 285,858 | | 4,367 | 4,367 | 217,798 | 54,096 |
| 5.2 Commercial multiple peril (liability portion)..... | | | | | | | | | | | | |
| 6. Mortgage guaranty..... | | | | | | | | | | | | |
| 8. Ocean marine..... | 1,851,712 | 2,197,177 | | 820,950 | 5,136,845 | 3,472,101 | 1,104,958 | | (7,572) | 17,098 | 186,115 | 46,227 |
| 9. Inland marine..... | 5,814,232 | 5,896,772 | | 3,003,114 | 3,425,467 | 2,160,394 | 2,349,786 | 4,916 | 14,692 | 28,310 | 610,035 | 151,519 |
| 10. Financial guaranty..... | | | | | | | | | | | | |
| 11. Medical professional liability..... | | | | | | | | | | | | |
| 12. Earthquake..... | | | | | | | | | | | | |
| 13. Group accident and health (b)..... | | | | | | | | | | | | |
| 14. Credit A&H (group and individual)..... | | | | | | | | | | | | |
| 15.1 Collectively renewable A&H (b)..... | | | | | | | | | | | | |
| 15.2 Non-cancelable A&H (b)..... | | | | | | | | | | | | |
| 15.3 Guaranteed renewable A&H (b)..... | | | | | | | | | | | | |
| 15.4 Non-renewable for stated reasons only (b)..... | | | | | | | | | | | | |
| 15.5 Other accident only..... | | | | | | | | | | | | |
| 15.6 Medicare Title XVIII exempt from state taxes or fees..... | | | | | | | | | | | | |
| 15.7 All other A&H (b)..... | | | | | | | | | | | | |
| 15.8 Federal employees health benefits plan premium (b)..... | | | | | | | | | | | | |
| 16. Workers' compensation..... | | | | | 6,500 | (46,780) | 125,664 | 1,202 | (16,278) | 50,401 | | |
| 17.1 Other liability-occurrence..... | | | | | | (2) | 61 | | (12) | 18 | | |
| 17.2 Other liability-claims-made..... | | | | | | | | | | | | |
| 17.3 Excess workers' compensation..... | | | | | | | | | | | | |
| 18. Products liability..... | | | | | | | | | | | | |
| 19.1 Private passenger auto no-fault (personal injury protection)..... | | | | | | | | | | | | |
| 19.2 Other private passenger auto liability..... | | | | | | | | | | | | |
| 19.3 Commercial auto no-fault (personal injury protection)..... | | | | | | | | | | | | |
| 19.4 Other commercial auto liability..... | | | | | | | | | | | | |
| 21.1 Private passenger auto physical damage..... | | | | | | | | | | | | |
| 21.2 Commercial auto physical damage..... | | | | | | | | | | | | |
| 22. Aircraft (all perils)..... | | | | | | | | | | | | |
| 23. Fidelity..... | | | | | | | | | | | | |
| 24. Surety..... | | | | | | | | | | | | |
| 26. Burglary and theft..... | | | | | | | | | | | | |
| 27. Boiler and machinery..... | 1,872,489 | 1,916,741 | | 996,541 | 473,371 | 53,490 | 1,030,804 | | 5,580 | 15,531 | 203,725 | 50,601 |
| 28. Credit..... | | | | | | | | | | | | |
| 30. Warranty..... | | | | | | | | | | | | |
| 34. Aggregate write-ins for other lines of business..... | 0 | 0 | 0 | 0 | 0 | 0 | 0 | 0 | 0 | 0 | 0 | 0 |
| 35. TOTALS (a)..... | 33,998,347 | 34,615,381 | 106,706 | 18,461,532 | 21,219,350 | 24,964,827 | 15,394,303 | 136,140 | 262,939 | 356,494 | 3,337,495 | 841,450 |

DETAILS OF WRITE-INS

| | | | | | | | | | | | | |
|--|---|---|---|---|---|---|---|---|---|---|---|---|
| 3401..... | | | | | | | | | | | | |
| 3402..... | | | | | | | | | | | | |
| 3403..... | | | | | | | | | | | | |
| 3498. Summary of remaining write-ins for Line 34 from overflow page..... | 0 | 0 | 0 | 0 | 0 | 0 | 0 | 0 | 0 | 0 | 0 | 0 |
| 3499. TOTALS (Lines 3401 thru 3403 plus 3498) (Line 34 above)..... | 0 | 0 | 0 | 0 | 0 | 0 | 0 | 0 | 0 | 0 | 0 | 0 |

(a) Finance and service charges not included in Lines 1 to 35 \$.....0.

(b) For health business on indicated lines report: Number of persons insured under PPO managed care products.....0 and number of persons insured under indemnity only products.....0.

EXHIBIT OF PREMIUMS AND LOSSES (Statutory Page 14 Data)



NAIC Group Code.....0065 NAIC Company Code....10014

BUSINESS IN THE STATE OF MARYLAND DURING THE YEAR

| Line of Business | Gross Premiums, Including Policy and Membership Fees, Less Return Premiums and Premiums on Policies not Taken | | 3 Dividends Paid or Credited to Policyholders on Direct Business | 4 Direct Unearned Premium Reserves | 5 Direct Losses Paid (deducting salvage) | 6 Direct Losses Incurred | 7 Direct Losses Unpaid | 8 Direct Defense and Cost Containment Expense Paid | 9 Direct Defense and Cost Containment Expense Incurred | 10 Direct Defense and Cost Containment Expense Unpaid | 11 Commissions and Brokerage Expenses | 12 Taxes, Licenses and Fees |
|--|---|-----------------------------|---|---------------------------------------|---|-----------------------------|---------------------------|---|---|--|--|--------------------------------|
| | 1 Direct Premiums Written | 2 Direct Premiums Earned | | | | | | | | | | |
| 1. Fire..... | 7,167,902 | 6,909,684 | | 4,105,911 | 3,359,630 | 5,322,264 | 5,446,129 | | 60,283 | 89,918 | 734,771 | 182,500 |
| 2.1 Allied lines..... | 3,713,827 | 3,604,529 | | 2,069,275 | 2,080,515 | 1,792,454 | 243,019 | | (1,270) | 3,645 | 381,211 | 94,684 |
| 2.2 Multiple peril crop..... | | | | | | | | | | | | |
| 2.3 Federal flood..... | | | | | | | | | | | | |
| 2.4 Private crop..... | | | | | | | | | | | | |
| 3. Farmowners multiple peril..... | | | | | | | | | | | | |
| 4. Homeowners multiple peril..... | 2,715 | 2,636 | 672 | 1,574 | 21,664 | 13,853 | | | | | | 68 |
| 5.1 Commercial multiple peril (non-liability portion)..... | 594,397 | 582,627 | | 291,531 | 701,500 | 183,099 | | | (4,299) | | 59,766 | 14,844 |
| 5.2 Commercial multiple peril (liability portion)..... | | | | | | | | | | | | |
| 6. Mortgage guaranty..... | | | | | | | | | | | | |
| 8. Ocean marine..... | 187,223 | 139,987 | | 104,678 | | (1,881) | | | (16) | | 18,818 | 4,674 |
| 9. Inland marine..... | 2,948,991 | 2,807,936 | | 1,660,635 | 6,007,673 | 2,321,463 | 2,792,895 | 10,055 | 10,075 | 33,648 | 302,095 | 75,033 |
| 10. Financial guaranty..... | | | | | | | | | | | | |
| 11. Medical professional liability..... | | | | | | | | | | | | |
| 12. Earthquake..... | | | | | | | | | | | | |
| 13. Group accident and health (b)..... | | | | | | | | | | | | |
| 14. Credit A&H (group and individual)..... | | | | | | | | | | | | |
| 15.1 Collectively renewable A&H (b)..... | | | | | | | | | | | | |
| 15.2 Non-cancelable A&H (b)..... | | | | | | | | | | | | |
| 15.3 Guaranteed renewable A&H (b)..... | | | | | | | | | | | | |
| 15.4 Non-renewable for stated reasons only (b)..... | | | | | | | | | | | | |
| 15.5 Other accident only..... | | | | | | | | | | | | |
| 15.6 Medicare Title XVIII exempt from state taxes or fees..... | | | | | | | | | | | | |
| 15.7 All other A&H (b)..... | | | | | | | | | | | | |
| 15.8 Federal employees health benefits plan premium (b)..... | | | | | | | | | | | | |
| 16. Workers' compensation..... | | | | | | | | | | | | |
| 17.1 Other liability-occurrence..... | | | | | | | | | | | | |
| 17.2 Other liability-claims-made..... | | | | | | | | | | | | |
| 17.3 Excess workers' compensation..... | | | | | | | | | | | | |
| 18. Products liability..... | | | | | | 13 | 38 | | 2 | 7 | | |
| 19.1 Private passenger auto no-fault (personal injury protection)..... | | | | | | | | | | | | |
| 19.2 Other private passenger auto liability..... | | | | | | | | | | | | |
| 19.3 Commercial auto no-fault (personal injury protection)..... | | | | | | | | | | | | |
| 19.4 Other commercial auto liability..... | | | | | | | | | | | | |
| 21.1 Private passenger auto physical damage..... | | | | | | | | | | | | |
| 21.2 Commercial auto physical damage..... | | | | | | | | | | | | |
| 22. Aircraft (all perils)..... | | | | | | | | | | | | |
| 23. Fidelity..... | | | | | | | | | | | | |
| 24. Surety..... | | | | | | | | | | | | |
| 26. Burglary and theft..... | | | | | | | | | | | | |
| 27. Boiler and machinery..... | 1,450,720 | 1,416,475 | | 827,309 | 196,614 | 196,614 | | | | | 146,873 | 36,480 |
| 28. Credit..... | | | | | | | | | | | | |
| 30. Warranty..... | | | | | | | | | | | | |
| 34. Aggregate write-ins for other lines of business..... | 0 | 0 | 0 | 0 | 0 | 0 | 0 | 0 | 0 | 0 | 0 | 0 |
| 35. TOTALS (a)..... | 16,065,775 | 15,463,874 | 672 | 9,060,913 | 12,367,597 | 9,827,879 | 8,482,081 | 10,055 | 64,777 | 127,218 | 1,643,534 | 408,284 |

DETAILS OF WRITE-INS

| | | | | | | | | | | | | |
|--|---|---|---|---|---|---|---|---|---|---|---|---|
| 3401..... | | | | | | | | | | | | |
| 3402..... | | | | | | | | | | | | |
| 3403..... | | | | | | | | | | | | |
| 3498. Summary of remaining write-ins for Line 34 from overflow page..... | 0 | 0 | 0 | 0 | 0 | 0 | 0 | 0 | 0 | 0 | 0 | 0 |
| 3499. TOTALS (Lines 3401 thru 3403 plus 3498) (Line 34 above)..... | 0 | 0 | 0 | 0 | 0 | 0 | 0 | 0 | 0 | 0 | 0 | 0 |

(a) Finance and service charges not included in Lines 1 to 35 \$.....0.

(b) For health business on indicated lines report: Number of persons insured under PPO managed care products.....0 and number of persons insured under indemnity only products.....0.

EXHIBIT OF PREMIUMS AND LOSSES (Statutory Page 14 Data)



NAIC Group Code.....0065 NAIC Company Code....10014

BUSINESS IN THE STATE OF MAINE DURING THE YEAR

| Line of Business | Gross Premiums, Including Policy and Membership Fees, Less Return Premiums and Premiums on Policies not Taken | | 3 Dividends Paid or Credited to Policyholders on Direct Business | 4 Direct Unearned Premium Reserves | 5 Direct Losses Paid (deducting salvage) | 6 Direct Losses Incurred | 7 Direct Losses Unpaid | 8 Direct Defense and Cost Containment Expense Paid | 9 Direct Defense and Cost Containment Expense Incurred | 10 Direct Defense and Cost Containment Expense Unpaid | 11 Commissions and Brokerage Expenses | 12 Taxes, Licenses and Fees |
|--|---|-----------------------------|---|---------------------------------------|---|-----------------------------|---------------------------|---|---|--|--|--------------------------------|
| | 1 Direct Premiums Written | 2 Direct Premiums Earned | | | | | | | | | | |
| 1. Fire..... | 189,889 | 342,158 | | 78,388 | 3,945 | 3,945 | | | | | 20,427 | 5,074 |
| 2.1 Allied lines..... | 103,216 | 184,624 | | 42,933 | 11,752 | 11,752 | | | | | 11,064 | 2,748 |
| 2.2 Multiple peril crop..... | | | | | | | | | | | | |
| 2.3 Federal flood..... | | | | | | | | | | | | |
| 2.4 Private crop..... | | | | | | | | | | | | |
| 3. Farmowners multiple peril..... | | | | | | | | | | | | |
| 4. Homeowners multiple peril..... | 8,783 | 11,505 | 2,991 | 6,385 | | | | | | | | 219 |
| 5.1 Commercial multiple peril (non-liability portion)..... | 277,899 | 170,800 | | 113,240 | | | | | | | 28,003 | 6,955 |
| 5.2 Commercial multiple peril (liability portion)..... | | | | | | | | | | | | |
| 6. Mortgage guaranty..... | | | | | | | | | | | | |
| 8. Ocean marine..... | | | | | | | | | | | | |
| 9. Inland marine..... | 83,276 | 132,836 | | 33,292 | 5,480 | 5,480 | | | | | 8,820 | 2,191 |
| 10. Financial guaranty..... | | | | | | | | | | | | |
| 11. Medical professional liability..... | | | | | | | | | | | | |
| 12. Earthquake..... | | | | | | | | | | | | |
| 13. Group accident and health (b)..... | | | | | | | | | | | | |
| 14. Credit A&H (group and individual)..... | | | | | | | | | | | | |
| 15.1 Collectively renewable A&H (b)..... | | | | | | | | | | | | |
| 15.2 Non-cancelable A&H (b)..... | | | | | | | | | | | | |
| 15.3 Guaranteed renewable A&H (b)..... | | | | | | | | | | | | |
| 15.4 Non-renewable for stated reasons only (b)..... | | | | | | | | | | | | |
| 15.5 Other accident only..... | | | | | | | | | | | | |
| 15.6 Medicare Title XVIII exempt from state taxes or fees..... | | | | | | | | | | | | |
| 15.7 All other A&H (b)..... | | | | | | | | | | | | |
| 15.8 Federal employees health benefits plan premium (b)..... | | | | | | | | | | | | |
| 16. Workers' compensation..... | | | | | | | | | | | | |
| 17.1 Other liability-occurrence..... | | | | | | | | | | | | |
| 17.2 Other liability-claims-made..... | | | | | | | | | | | | |
| 17.3 Excess workers' compensation..... | | | | | | | | | | | | |
| 18. Products liability..... | | | | | | | | | | | | |
| 19.1 Private passenger auto no-fault (personal injury protection)..... | | | | | | | | | | | | |
| 19.2 Other private passenger auto liability..... | | | | | | | | | | | | |
| 19.3 Commercial auto no-fault (personal injury protection)..... | | | | | | | | | | | | |
| 19.4 Other commercial auto liability..... | | | | | | | | | | | | |
| 21.1 Private passenger auto physical damage..... | | | | | | | | | | | | |
| 21.2 Commercial auto physical damage..... | | | | | | | | | | | | |
| 22. Aircraft (all perils)..... | | | | | | | | | | | | |
| 23. Fidelity..... | | | | | | | | | | | | |
| 24. Surety..... | | | | | | | | | | | | |
| 26. Burglary and theft..... | | | | | | | | | | | | |
| 27. Boiler and machinery..... | 37,367 | 45,620 | | 17,316 | | | | | | | 4,222 | 1,049 |
| 28. Credit..... | | | | | | | | | | | | |
| 30. Warranty..... | | | | | | | | | | | | |
| 34. Aggregate write-ins for other lines of business..... | 0 | 0 | 0 | 0 | 0 | 0 | 0 | 0 | 0 | 0 | 0 | 0 |
| 35. TOTALS (a)..... | 700,430 | 887,543 | 2,991 | 291,554 | 21,177 | 21,177 | 0 | 0 | 0 | 0 | 72,534 | 18,235 |

DETAILS OF WRITE-INS

| | | | | | | | | | | | | |
|--|---|---|---|---|---|---|---|---|---|---|---|---|
| 3401..... | | | | | | | | | | | | |
| 3402..... | | | | | | | | | | | | |
| 3403..... | | | | | | | | | | | | |
| 3498. Summary of remaining write-ins for Line 34 from overflow page..... | 0 | 0 | 0 | 0 | 0 | 0 | 0 | 0 | 0 | 0 | 0 | 0 |
| 3499. TOTALS (Lines 3401 thru 3403 plus 3498) (Line 34 above)..... | 0 | 0 | 0 | 0 | 0 | 0 | 0 | 0 | 0 | 0 | 0 | 0 |

(a) Finance and service charges not included in Lines 1 to 35 \$.....0.

(b) For health business on indicated lines report: Number of persons insured under PPO managed care products.....0 and number of persons insured under indemnity only products.....0.

EXHIBIT OF PREMIUMS AND LOSSES (Statutory Page 14 Data)



NAIC Group Code.....0065 NAIC Company Code....10014

BUSINESS IN THE STATE OF MICHIGAN DURING THE YEAR

| Line of Business | Gross Premiums, Including Policy and Membership Fees, Less Return Premiums and Premiums on Policies not Taken | | 3 Dividends Paid or Credited to Policyholders on Direct Business | 4 Direct Unearned Premium Reserves | 5 Direct Losses Paid (deducting salvage) | 6 Direct Losses Incurred | 7 Direct Losses Unpaid | 8 Direct Defense and Cost Containment Expense Paid | 9 Direct Defense and Cost Containment Expense Incurred | 10 Direct Defense and Cost Containment Expense Unpaid | 11 Commissions and Brokerage Expenses | 12 Taxes, Licenses and Fees |
|--|---|-----------------------------|---|---------------------------------------|---|-----------------------------|---------------------------|---|---|--|--|--------------------------------|
| | 1 Direct Premiums Written | 2 Direct Premiums Earned | | | | | | | | | | |
| 1. Fire..... | 4,578,878 | 4,212,964 | | 2,630,900 | 141,617 | 2,412,844 | 2,344,605 | | 38,086 | 38,710 | 472,318 | 117,313 |
| 2.1 Allied lines..... | 2,369,998 | 2,233,965 | | 1,343,806 | 997,770 | 3,981,853 | 3,484,424 | | 47,627 | 52,257 | 244,899 | 60,827 |
| 2.2 Multiple peril crop..... | | | | | | | | | | | | |
| 2.3 Federal flood..... | | | | | | | | | | | | |
| 2.4 Private crop..... | | | | | | | | | | | | |
| 3. Farmowners multiple peril..... | | | | | | | | | | | | |
| 4. Homeowners multiple peril..... | 13,576 | 13,352 | 2,307 | 5,138 | | | | | | | | 339 |
| 5.1 Commercial multiple peril (non-liability portion)..... | 2,106,028 | 2,215,336 | | 1,430,070 | 2,069,676 | 10,419,106 | 10,163,834 | | 140,218 | 155,264 | 281,011 | 69,797 |
| 5.2 Commercial multiple peril (liability portion)..... | | | | | | | | | | | | |
| 6. Mortgage guaranty..... | | | | | | | | | | | | |
| 8. Ocean marine..... | 638,164 | 640,235 | | 285,841 | 1,321,924 | 1,418,619 | 929,180 | | 7,499 | 14,378 | 64,142 | 15,931 |
| 9. Inland marine..... | 2,026,460 | 1,935,018 | | 1,173,812 | 2,935,912 | 2,751,702 | 430,731 | | 1,998 | 5,189 | 213,372 | 52,997 |
| 10. Financial guaranty..... | | | | | | | | | | | | |
| 11. Medical professional liability..... | | | | | | | | | | | | |
| 12. Earthquake..... | | | | | | | | | | | | |
| 13. Group accident and health (b)..... | | | | | | | | | | | | |
| 14. Credit A&H (group and individual)..... | | | | | | | | | | | | |
| 15.1 Collectively renewable A&H (b)..... | | | | | | | | | | | | |
| 15.2 Non-cancelable A&H (b)..... | | | | | | | | | | | | |
| 15.3 Guaranteed renewable A&H (b)..... | | | | | | | | | | | | |
| 15.4 Non-renewable for stated reasons only (b)..... | | | | | | | | | | | | |
| 15.5 Other accident only..... | | | | | | | | | | | | |
| 15.6 Medicare Title XVIII exempt from state taxes or fees..... | | | | | | | | | | | | |
| 15.7 All other A&H (b)..... | | | | | | | | | | | | |
| 15.8 Federal employees health benefits plan premium (b)..... | | | | | | | | | | | | |
| 16. Workers' compensation..... | | | | | 146,882 | (174,152) | 309,055 | 14,560 | (100,504) | 123,956 | | |
| 17.1 Other liability-occurrence..... | | | | | | (0) | 11 | | (2) | 3 | | |
| 17.2 Other liability-claims-made..... | | | | | | | | | | | | |
| 17.3 Excess workers' compensation..... | | | | | | | | | | | | |
| 18. Products liability..... | | | | | 1,900,000 | (6,338,734) | 4,216,864 | (3,000) | (1,760,749) | 802,129 | | |
| 19.1 Private passenger auto no-fault (personal injury protection)..... | | | | | | | | | | | | |
| 19.2 Other private passenger auto liability..... | | | | | | | | | | | | |
| 19.3 Commercial auto no-fault (personal injury protection)..... | | | | | | | | | | | | |
| 19.4 Other commercial auto liability..... | | | | | | | | | | | | |
| 21.1 Private passenger auto physical damage..... | | | | | | | | | | | | |
| 21.2 Commercial auto physical damage..... | | | | | | | | | | | | |
| 22. Aircraft (all perils)..... | | | | | | | | | | | | |
| 23. Fidelity..... | | | | | 3,235 | 3,235 | | | | | | |
| 24. Surety..... | | | | | | | | | | | | |
| 26. Burglary and theft..... | | | | | | | | | | | | |
| 27. Boiler and machinery..... | 1,112,481 | 1,006,154 | | 667,244 | 318,183 | 253,123 | 66,993 | | 103 | 1,009 | 118,634 | 29,466 |
| 28. Credit..... | | | | | | | | | | | | |
| 30. Warranty..... | | | | | | | | | | | | |
| 34. Aggregate write-ins for other lines of business..... | 0 | 0 | 0 | 0 | 0 | 0 | 0 | 0 | 0 | 0 | 0 | 0 |
| 35. TOTALS (a)..... | 12,845,585 | 12,257,023 | 2,307 | 7,536,810 | 9,835,199 | 14,727,597 | 21,945,696 | 11,560 | (1,625,724) | 1,192,896 | 1,394,376 | 346,670 |

DETAILS OF WRITE-INS

| | | | | | | | | | | | | |
|--|---|---|---|---|---|---|---|---|---|---|---|---|
| 3401..... | | | | | | | | | | | | |
| 3402..... | | | | | | | | | | | | |
| 3403..... | | | | | | | | | | | | |
| 3498. Summary of remaining write-ins for Line 34 from overflow page..... | 0 | 0 | 0 | 0 | 0 | 0 | 0 | 0 | 0 | 0 | 0 | 0 |
| 3499. TOTALS (Lines 3401 thru 3403 plus 3498) (Line 34 above)..... | 0 | 0 | 0 | 0 | 0 | 0 | 0 | 0 | 0 | 0 | 0 | 0 |

(a) Finance and service charges not included in Lines 1 to 35 \$.....0.

(b) For health business on indicated lines report: Number of persons insured under PPO managed care products.....0 and number of persons insured under indemnity only products.....0.

EXHIBIT OF PREMIUMS AND LOSSES (Statutory Page 14 Data)



NAIC Group Code.....0065 NAIC Company Code....10014

BUSINESS IN THE STATE OF MINNESOTA DURING THE YEAR

| Line of Business | Gross Premiums, Including Policy and Membership Fees, Less Return Premiums and Premiums on Policies not Taken | | 3 Dividends Paid or Credited to Policyholders on Direct Business | 4 Direct Unearned Premium Reserves | 5 Direct Losses Paid (deducting salvage) | 6 Direct Losses Incurred | 7 Direct Losses Unpaid | 8 Direct Defense and Cost Containment Expense Paid | 9 Direct Defense and Cost Containment Expense Incurred | 10 Direct Defense and Cost Containment Expense Unpaid | 11 Commissions and Brokerage Expenses | 12 Taxes, Licenses and Fees |
|--|---|-----------------------------|---|---------------------------------------|---|-----------------------------|---------------------------|---|---|--|--|--------------------------------|
| | 1 Direct Premiums Written | 2 Direct Premiums Earned | | | | | | | | | | |
| 1. Fire..... | 4,034,980 | 4,137,240 | | 1,950,902 | 880,805 | 640,867 | 537,060 | | 2,257 | 8,867 | 421,778 | 104,760 |
| 2.1 Allied lines..... | 2,173,160 | 2,151,234 | | 1,002,379 | 161,228 | 1,173,880 | 1,032,613 | | 15,302 | 15,486 | 218,701 | 54,320 |
| 2.2 Multiple peril crop..... | | | | | | | | | | | | |
| 2.3 Federal flood..... | | | | | | | | | | | | |
| 2.4 Private crop..... | | | | | | | | | | | | |
| 3. Farmowners multiple peril..... | | | | | | | | | | | | |
| 4. Homeowners multiple peril..... | 23,556 | 20,952 | 4,917 | 12,199 | 6,123 | 1,123 | | | | | | 588 |
| 5.1 Commercial multiple peril (non-liability portion)..... | 1,024,879 | 943,313 | | 347,580 | 337,630 | 901,717 | 628,887 | | 9,070 | 9,607 | 104,325 | 25,912 |
| 5.2 Commercial multiple peril (liability portion)..... | | | | | | | | | | | | |
| 6. Mortgage guaranty..... | | | | | | | | | | | | |
| 8. Ocean marine..... | 46,200 | 45,207 | | 16,448 | 25 | 12,735 | 16,472 | | 224 | 255 | 4,644 | 1,153 |
| 9. Inland marine..... | 1,863,469 | 1,840,339 | | 820,275 | 497,244 | 822,391 | 486,973 | | 5,027 | 5,867 | 189,891 | 47,165 |
| 10. Financial guaranty..... | | | | | | | | | | | | |
| 11. Medical professional liability..... | | | | | | | | | | | | |
| 12. Earthquake..... | | | | | | | | | | | | |
| 13. Group accident and health (b)..... | | | | | | | | | | | | |
| 14. Credit A&H (group and individual)..... | | | | | | | | | | | | |
| 15.1 Collectively renewable A&H (b)..... | | | | | | | | | | | | |
| 15.2 Non-cancelable A&H (b)..... | | | | | | | | | | | | |
| 15.3 Guaranteed renewable A&H (b)..... | | | | | | | | | | | | |
| 15.4 Non-renewable for stated reasons only (b)..... | | | | | | | | | | | | |
| 15.5 Other accident only..... | | | | | | | | | | | | |
| 15.6 Medicare Title XVIII exempt from state taxes or fees..... | | | | | | | | | | | | |
| 15.7 All other A&H (b)..... | | | | | | | | | | | | |
| 15.8 Federal employees health benefits plan premium (b)..... | | | | | | | | | | | | |
| 16. Workers' compensation..... | | | | | | | | | | | | |
| 17.1 Other liability-occurrence..... | | | | | | (107) | 3,988 | 1,018 | 264 | 1,184 | | |
| 17.2 Other liability-claims-made..... | | | | | | | | | | | | |
| 17.3 Excess workers' compensation..... | | | | | | | | | | | | |
| 18. Products liability..... | | | | | | 465 | 1,380 | | 74 | 263 | | |
| 19.1 Private passenger auto no-fault (personal injury protection)..... | | | | | | | | | | | | |
| 19.2 Other private passenger auto liability..... | | | | | | | | | | | | |
| 19.3 Commercial auto no-fault (personal injury protection)..... | | | | | | | | | | | | |
| 19.4 Other commercial auto liability..... | | | | | | | | | | | | |
| 21.1 Private passenger auto physical damage..... | | | | | | | | | | | | |
| 21.2 Commercial auto physical damage..... | | | | | | | | | | | | |
| 22. Aircraft (all perils)..... | | | | | | | | | | | | |
| 23. Fidelity..... | | | | | 3,263 | 3,263 | | | | | | |
| 24. Surety..... | | | | | | | | | | | | |
| 26. Burglary and theft..... | | | | | (1,650) | (1,650) | | | | | | |
| 27. Boiler and machinery..... | 944,912 | 931,978 | | 487,121 | 246,553 | 253,571 | 7,018 | | 106 | 106 | 94,535 | 23,480 |
| 28. Credit..... | | | | | | | | | | | | |
| 30. Warranty..... | | | | | | | | | | | | |
| 34. Aggregate write-ins for other lines of business..... | 0 | 0 | 0 | 0 | 0 | 0 | 0 | 0 | 0 | 0 | 0 | 0 |
| 35. TOTALS (a)..... | 10,111,156 | 10,070,264 | 4,917 | 4,636,904 | 2,131,221 | 3,808,255 | 2,714,392 | 1,018 | 32,324 | 41,635 | 1,033,874 | 257,378 |

DETAILS OF WRITE-INS

| | | | | | | | | | | | | |
|--|---|---|---|---|---|---|---|---|---|---|---|---|
| 3401..... | | | | | | | | | | | | |
| 3402..... | | | | | | | | | | | | |
| 3403..... | | | | | | | | | | | | |
| 3498. Summary of remaining write-ins for Line 34 from overflow page..... | 0 | 0 | 0 | 0 | 0 | 0 | 0 | 0 | 0 | 0 | 0 | 0 |
| 3499. TOTALS (Lines 3401 thru 3403 plus 3498) (Line 34 above)..... | 0 | 0 | 0 | 0 | 0 | 0 | 0 | 0 | 0 | 0 | 0 | 0 |

(a) Finance and service charges not included in Lines 1 to 35 \$.....0.

(b) For health business on indicated lines report: Number of persons insured under PPO managed care products.....0 and number of persons insured under indemnity only products.....0.

EXHIBIT OF PREMIUMS AND LOSSES (Statutory Page 14 Data)



NAIC Group Code.....0065 NAIC Company Code....10014

BUSINESS IN THE STATE OF MISSOURI DURING THE YEAR

| Line of Business | Gross Premiums, Including Policy and Membership Fees, Less Return Premiums and Premiums on Policies not Taken | | 3 Dividends Paid or Credited to Policyholders on Direct Business | 4 Direct Unearned Premium Reserves | 5 Direct Losses Paid (deducting salvage) | 6 Direct Losses Incurred | 7 Direct Losses Unpaid | 8 Direct Defense and Cost Containment Expense Paid | 9 Direct Defense and Cost Containment Expense Incurred | 10 Direct Defense and Cost Containment Expense Unpaid | 11 Commissions and Brokerage Expenses | 12 Taxes, Licenses and Fees |
|--|---|-----------------------------|---|---------------------------------------|---|-----------------------------|---------------------------|---|---|--|--|--------------------------------|
| | 1 Direct Premiums Written | 2 Direct Premiums Earned | | | | | | | | | | |
| 1. Fire..... | 5,770,584 | 5,779,798 | | 2,875,094 | 529,612 | 1,157,742 | 728,388 | | 11,173 | 12,026 | 586,227 | 145,605 |
| 2.1 Allied lines..... | 3,095,438 | 3,092,870 | | 1,505,321 | 7,528,141 | 9,901,894 | 4,708,944 | | 49,013 | 70,622 | 313,537 | 77,875 |
| 2.2 Multiple peril crop..... | | | | | | | | | | | | |
| 2.3 Federal flood..... | | | | | | | | | | | | |
| 2.4 Private crop..... | | | | | | | | | | | | |
| 3. Farmowners multiple peril..... | | | | | | | | | | | | |
| 4. Homeowners multiple peril..... | 34,262 | 34,215 | 7,463 | 14,967 | 3,318 | 3,318 | | | | | | 855 |
| 5.1 Commercial multiple peril (non-liability portion)..... | 1,593,657 | 1,456,346 | | 961,019 | 451,299 | (1,045,485) | 317,620 | | (10,194) | 4,852 | 162,614 | 40,390 |
| 5.2 Commercial multiple peril (liability portion)..... | | | | | | | | | | | | |
| 6. Mortgage guaranty..... | | | | | | | | | | | | |
| 8. Ocean marine..... | 933,789 | 911,682 | | 280,730 | 383,310 | 499,307 | 947,449 | 29,177 | 36,967 | 14,661 | 93,855 | 23,311 |
| 9. Inland marine..... | 6,418,996 | 6,369,161 | | 3,280,788 | 854,043 | 4,207,924 | 3,353,943 | | 40,407 | 40,407 | 649,344 | 161,282 |
| 10. Financial guaranty..... | | | | | | | | | | | | |
| 11. Medical professional liability..... | | | | | | | | | | | | |
| 12. Earthquake..... | | | | | | | | | | | | |
| 13. Group accident and health (b)..... | | | | | | | | | | | | |
| 14. Credit A&H (group and individual)..... | | | | | | | | | | | | |
| 15.1 Collectively renewable A&H (b)..... | | | | | | | | | | | | |
| 15.2 Non-cancelable A&H (b)..... | | | | | | | | | | | | |
| 15.3 Guaranteed renewable A&H (b)..... | | | | | | | | | | | | |
| 15.4 Non-renewable for stated reasons only (b)..... | | | | | | | | | | | | |
| 15.5 Other accident only..... | | | | | | | | | | | | |
| 15.6 Medicare Title XVIII exempt from state taxes or fees..... | | | | | | | | | | | | |
| 15.7 All other A&H (b)..... | | | | | | | | | | | | |
| 15.8 Federal employees health benefits plan premium (b)..... | | | | | | | | | | | | |
| 16. Workers' compensation..... | | | | | | | | | | | | |
| 17.1 Other liability-occurrence..... | | | | | 9,333 | (43,858) | 3,695 | 8,341 | (17,474) | 1,097 | | |
| 17.2 Other liability-claims-made..... | | | | | | | | | | | | |
| 17.3 Excess workers' compensation..... | | | | | | | | | | | | |
| 18. Products liability..... | | | | | | | | | | | | |
| 19.1 Private passenger auto no-fault (personal injury protection)..... | | | | | | | | | | | | |
| 19.2 Other private passenger auto liability..... | | | | | | | | | | | | |
| 19.3 Commercial auto no-fault (personal injury protection)..... | | | | | | | | | | | | |
| 19.4 Other commercial auto liability..... | | | | | | | | | | | | |
| 21.1 Private passenger auto physical damage..... | | | | | | | | | | | | |
| 21.2 Commercial auto physical damage..... | | | | | | | | | | | | |
| 22. Aircraft (all perils)..... | | | | | | | | | | | | |
| 23. Fidelity..... | | | | | (2,665) | (2,665) | | | | | | |
| 24. Surety..... | | | | | | | | | | | | |
| 26. Burglary and theft..... | | | | | | | | | | | | |
| 27. Boiler and machinery..... | 1,173,881 | 1,146,265 | | 605,220 | 293,484 | 1,518,245 | 1,224,760 | 176,976 | 195,429 | 18,453 | 119,229 | 29,614 |
| 28. Credit..... | | | | | | | | | | | | |
| 30. Warranty..... | | | | | | | | | | | | |
| 34. Aggregate write-ins for other lines of business..... | 0 | 0 | 0 | 0 | 0 | 0 | 0 | 0 | 0 | 0 | 0 | 0 |
| 35. TOTALS (a)..... | 19,020,607 | 18,790,338 | 7,463 | 9,523,139 | 10,049,876 | 16,196,430 | 11,284,821 | 214,494 | 305,322 | 162,122 | 1,924,806 | 478,933 |

DETAILS OF WRITE-INS

| | | | | | | | | | | | | |
|--|---|---|---|---|---|---|---|---|---|---|---|---|
| 3401..... | | | | | | | | | | | | |
| 3402..... | | | | | | | | | | | | |
| 3403..... | | | | | | | | | | | | |
| 3498. Summary of remaining write-ins for Line 34 from overflow page..... | 0 | 0 | 0 | 0 | 0 | 0 | 0 | 0 | 0 | 0 | 0 | 0 |
| 3499. TOTALS (Lines 3401 thru 3403 plus 3498) (Line 34 above)..... | 0 | 0 | 0 | 0 | 0 | 0 | 0 | 0 | 0 | 0 | 0 | 0 |

(a) Finance and service charges not included in Lines 1 to 35 \$.....0.

(b) For health business on indicated lines report: Number of persons insured under PPO managed care products.....0 and number of persons insured under indemnity only products.....0.

EXHIBIT OF PREMIUMS AND LOSSES (Statutory Page 14 Data)



NAIC Group Code.....0065 NAIC Company Code....10014

BUSINESS IN THE STATE OF NORTHERN MARIANA ISLANDS DURING THE YEAR

19

| Line of Business | Gross Premiums, Including Policy and Membership Fees, Less Return Premiums and Premiums on Policies not Taken | | 3 Dividends Paid or Credited to Policyholders on Direct Business | 4 Direct Unearned Premium Reserves | 5 Direct Losses Paid (deducting salvage) | 6 Direct Losses Incurred | 7 Direct Losses Unpaid | 8 Direct Defense and Cost Containment Expense Paid | 9 Direct Defense and Cost Containment Expense Incurred | 10 Direct Defense and Cost Containment Expense Unpaid | 11 Commissions and Brokerage Expenses | 12 Taxes, Licenses and Fees |
|--|---|-----------------------------|---|---------------------------------------|---|-----------------------------|---------------------------|---|---|--|--|--------------------------------|
| | 1 Direct Premiums Written | 2 Direct Premiums Earned | | | | | | | | | | |
| 1. Fire..... | | | | | | | | | | | | |
| 2.1 Allied lines..... | | | | | | | | | | | | |
| 2.2 Multiple peril crop..... | | | | | | | | | | | | |
| 2.3 Federal flood..... | | | | | | | | | | | | |
| 2.4 Private crop..... | | | | | | | | | | | | |
| 3. Farmowners multiple peril..... | | | | | | | | | | | | |
| 4. Homeowners multiple peril..... | | | | | | | | | | | | |
| 5.1 Commercial multiple peril (non-liability portion)..... | | | | | | | | | | | | |
| 5.2 Commercial multiple peril (liability portion)..... | | | | | | | | | | | | |
| 6. Mortgage guaranty..... | | | | | | | | | | | | |
| 8. Ocean marine..... | | | | | | | | | | | | |
| 9. Inland marine..... | | | | | | | | | | | | |
| 10. Financial guaranty..... | | | | | | | | | | | | |
| 11. Medical professional liability..... | | | | | | | | | | | | |
| 12. Earthquake..... | | | | | | | | | | | | |
| 13. Group accident and health (b)..... | | | | | | | | | | | | |
| 14. Credit A&H (group and individual)..... | | | | | | | | | | | | |
| 15.1 Collectively renewable A&H (b)..... | | | | | | | | | | | | |
| 15.2 Non-cancelable A&H (b)..... | | | | | | | | | | | | |
| 15.3 Guaranteed renewable A&H (b)..... | | | | | | | | | | | | |
| 15.4 Non-renewable for stated reasons only (b)..... | | | | | | | | | | | | |
| 15.5 Other accident only..... | | | | | | | | | | | | |
| 15.6 Medicare Title XVIII exempt from state taxes or fees..... | | | | | | | | | | | | |
| 15.7 All other A&H (b)..... | | | | | | | | | | | | |
| 15.8 Federal employees health benefits plan premium (b)..... | | | | | | | | | | | | |
| 16. Workers' compensation..... | | | | | | | | | | | | |
| 17.1 Other liability-occurrence..... | | | | | | | | | | | | |
| 17.2 Other liability-claims-made..... | | | | | | | | | | | | |
| 17.3 Excess workers' compensation..... | | | | | | | | | | | | |
| 18. Products liability..... | | | | | | | | | | | | |
| 19.1 Private passenger auto no-fault (personal injury protection)..... | | | | | | | | | | | | |
| 19.2 Other private passenger auto liability..... | | | | | | | | | | | | |
| 19.3 Commercial auto no-fault (personal injury protection)..... | | | | | | | | | | | | |
| 19.4 Other commercial auto liability..... | | | | | | | | | | | | |
| 21.1 Private passenger auto physical damage..... | | | | | | | | | | | | |
| 21.2 Commercial auto physical damage..... | | | | | | | | | | | | |
| 22. Aircraft (all perils)..... | | | | | | | | | | | | |
| 23. Fidelity..... | | | | | | | | | | | | |
| 24. Surety..... | | | | | | | | | | | | |
| 26. Burglary and theft..... | | | | | | | | | | | | |
| 27. Boiler and machinery..... | | | | | | | | | | | | |
| 28. Credit..... | | | | | | | | | | | | |
| 30. Warranty..... | | | | | | | | | | | | |
| 34. Aggregate write-ins for other lines of business..... | 0 | 0 | 0 | 0 | 0 | 0 | 0 | 0 | 0 | 0 | 0 | 0 |
| 35. TOTALS (a)..... | 0 | 0 | 0 | 0 | 0 | 0 | 0 | 0 | 0 | 0 | 0 | 0 |

DETAILS OF WRITE-INS

| | | | | | | | | | | | | |
|--|---|---|---|---|---|---|---|---|---|---|---|---|
| 3401. | | | | | | | | | | | | |
| 3402. | | | | | | | | | | | | |
| 3403. | | | | | | | | | | | | |
| 3498. Summary of remaining write-ins for Line 34 from overflow page..... | 0 | 0 | 0 | 0 | 0 | 0 | 0 | 0 | 0 | 0 | 0 | 0 |
| 3499. TOTALS (Lines 3401 thru 3403 plus 3498) (Line 34 above)..... | 0 | 0 | 0 | 0 | 0 | 0 | 0 | 0 | 0 | 0 | 0 | 0 |

(a) Finance and service charges not included in Lines 1 to 35 \$.....0.

(b) For health business on indicated lines report: Number of persons insured under PPO managed care products.....0 and number of persons insured under indemnity only products.....0.

EXHIBIT OF PREMIUMS AND LOSSES (Statutory Page 14 Data)



NAIC Group Code.....0065 NAIC Company Code....10014

BUSINESS IN THE STATE OF MISSISSIPPI DURING THE YEAR

| Line of Business | Gross Premiums, Including Policy and Membership Fees, Less Return Premiums and Premiums on Policies not Taken | | 3 Dividends Paid or Credited to Policyholders on Direct Business | 4 Direct Unearned Premium Reserves | 5 Direct Losses Paid (deducting salvage) | 6 Direct Losses Incurred | 7 Direct Losses Unpaid | 8 Direct Defense and Cost Containment Expense Paid | 9 Direct Defense and Cost Containment Expense Incurred | 10 Direct Defense and Cost Containment Expense Unpaid | 11 Commissions and Brokerage Expenses | 12 Taxes, Licenses and Fees |
|--|---|-----------------------------|---|---------------------------------------|---|-----------------------------|---------------------------|---|---|--|--|--------------------------------|
| | 1 Direct Premiums Written | 2 Direct Premiums Earned | | | | | | | | | | |
| 1. Fire..... | 1,703,116 | 1,596,589 | | 903,048 | 2,708,572 | (1,721,572) | | | (37,688) | | 171,882 | 42,691 |
| 2.1 Allied lines..... | 952,901 | 959,405 | | 498,871 | 532,410 | (5,204,540) | 445,314 | | (50,530) | 6,679 | 96,124 | 23,875 |
| 2.2 Multiple peril crop..... | | | | | | | | | | | | |
| 2.3 Federal flood..... | | | | | | | | | | | | |
| 2.4 Private crop..... | | | | | | | | | | | | |
| 3. Farmowners multiple peril..... | | | | | | | | | | | | |
| 4. Homeowners multiple peril..... | | | | | | | | | | | | |
| 5.1 Commercial multiple peril (non-liability portion)..... | 5,103,053 | 4,906,083 | | 2,301,102 | 5,787,637 | 5,849,544 | 1,111,669 | 83,745 | 92,022 | 16,982 | 512,913 | 127,396 |
| 5.2 Commercial multiple peril (liability portion)..... | | | | | | | | | | | | |
| 6. Mortgage guaranty..... | | | | | | | | | | | | |
| 8. Ocean marine..... | | | | | | | | | | | | |
| 9. Inland marine..... | 1,459,011 | 1,647,424 | | 745,870 | 228,926 | 248,102 | 49,383 | | 438 | 595 | 149,051 | 37,021 |
| 10. Financial guaranty..... | | | | | | | | | | | | |
| 11. Medical professional liability..... | | | | | | | | | | | | |
| 12. Earthquake..... | | | | | | | | | | | | |
| 13. Group accident and health (b)..... | | | | | | | | | | | | |
| 14. Credit A&H (group and individual)..... | | | | | | | | | | | | |
| 15.1 Collectively renewable A&H (b)..... | | | | | | | | | | | | |
| 15.2 Non-cancelable A&H (b)..... | | | | | | | | | | | | |
| 15.3 Guaranteed renewable A&H (b)..... | | | | | | | | | | | | |
| 15.4 Non-renewable for stated reasons only (b)..... | | | | | | | | | | | | |
| 15.5 Other accident only..... | | | | | | | | | | | | |
| 15.6 Medicare Title XVIII exempt from state taxes or fees..... | | | | | | | | | | | | |
| 15.7 All other A&H (b)..... | | | | | | | | | | | | |
| 15.8 Federal employees health benefits plan premium (b)..... | | | | | | | | | | | | |
| 16. Workers' compensation..... | | | | | | | | | | | | |
| 17.1 Other liability-occurrence..... | | | | | | | | | | | | |
| 17.2 Other liability-claims-made..... | | | | | | | | | | | | |
| 17.3 Excess workers' compensation..... | | | | | | | | | | | | |
| 18. Products liability..... | | | | | | | | | | | | |
| 19.1 Private passenger auto no-fault (personal injury protection)..... | | | | | | | | | | | | |
| 19.2 Other private passenger auto liability..... | | | | | | | | | | | | |
| 19.3 Commercial auto no-fault (personal injury protection)..... | | | | | | | | | | | | |
| 19.4 Other commercial auto liability..... | | | | | | | | | | | | |
| 21.1 Private passenger auto physical damage..... | | | | | | | | | | | | |
| 21.2 Commercial auto physical damage..... | | | | | | | | | | | | |
| 22. Aircraft (all perils)..... | | | | | | | | | | | | |
| 23. Fidelity..... | | | | | | | | | | | | |
| 24. Surety..... | | | | | | | | | | | | |
| 26. Burglary and theft..... | | | | | | | | | | | | |
| 27. Boiler and machinery..... | 577,606 | 559,933 | | 278,568 | | | | | | | 57,847 | 14,368 |
| 28. Credit..... | | | | | | | | | | | | |
| 30. Warranty..... | | | | | | | | | | | | |
| 34. Aggregate write-ins for other lines of business..... | 0 | 0 | 0 | 0 | 0 | 0 | 0 | 0 | 0 | 0 | 0 | 0 |
| 35. TOTALS (a)..... | 9,795,687 | 9,669,433 | 0 | 4,727,459 | 9,257,545 | (828,467) | 1,606,367 | 83,745 | 4,242 | 24,255 | 987,816 | 245,351 |

DETAILS OF WRITE-INS

| | | | | | | | | | | | | |
|--|---|---|---|---|---|---|---|---|---|---|---|---|
| 3401..... | | | | | | | | | | | | |
| 3402..... | | | | | | | | | | | | |
| 3403..... | | | | | | | | | | | | |
| 3498. Summary of remaining write-ins for Line 34 from overflow page..... | 0 | 0 | 0 | 0 | 0 | 0 | 0 | 0 | 0 | 0 | 0 | 0 |
| 3499. TOTALS (Lines 3401 thru 3403 plus 3498) (Line 34 above)..... | 0 | 0 | 0 | 0 | 0 | 0 | 0 | 0 | 0 | 0 | 0 | 0 |

(a) Finance and service charges not included in Lines 1 to 35 \$.....0.

(b) For health business on indicated lines report: Number of persons insured under PPO managed care products.....0 and number of persons insured under indemnity only products.....0.

EXHIBIT OF PREMIUMS AND LOSSES (Statutory Page 14 Data)



NAIC Group Code.....0065 NAIC Company Code....10014

BUSINESS IN THE STATE OF MONTANA DURING THE YEAR

19

| Line of Business | Gross Premiums, Including Policy and Membership Fees, Less Return Premiums and Premiums on Policies not Taken | | 3 Dividends Paid or Credited to Policyholders on Direct Business | 4 Direct Unearned Premium Reserves | 5 Direct Losses Paid (deducting salvage) | 6 Direct Losses Incurred | 7 Direct Losses Unpaid | 8 Direct Defense and Cost Containment Expense Paid | 9 Direct Defense and Cost Containment Expense Incurred | 10 Direct Defense and Cost Containment Expense Unpaid | 11 Commissions and Brokerage Expenses | 12 Taxes, Licenses and Fees |
|--|---|-----------------------------|---|---------------------------------------|---|-----------------------------|---------------------------|---|---|--|--|--------------------------------|
| | 1 Direct Premiums Written | 2 Direct Premiums Earned | | | | | | | | | | |
| 1. Fire..... | 962,976 | 925,334 | | 326,241 | | | | | | | 96,713 | 24,021 |
| 2.1 Allied lines..... | 499,336 | 479,812 | | 169,164 | 577,548 | 1,147,499 | 1,019,060 | | 11,127 | 15,283 | 50,149 | 12,456 |
| 2.2 Multiple peril crop..... | | | | | | | | | | | | |
| 2.3 Federal flood..... | | | | | | | | | | | | |
| 2.4 Private crop..... | | | | | | | | | | | | |
| 3. Farmowners multiple peril..... | | | | | | | | | | | | |
| 4. Homeowners multiple peril..... | | | | | | | | | | | | |
| 5.1 Commercial multiple peril (non-liability portion)..... | 3,980 | 3,735 | | 1,350 | | | | | | | 397 | 99 |
| 5.2 Commercial multiple peril (liability portion)..... | | | | | | | | | | | | |
| 6. Mortgage guaranty..... | | | | | | | | | | | | |
| 8. Ocean marine..... | | | | | | | | | | | | |
| 9. Inland marine..... | 571,156 | 535,670 | | 184,471 | 819,678 | 876,767 | 57,088 | 238,797 | 239,485 | 688 | 57,310 | 14,234 |
| 10. Financial guaranty..... | | | | | | | | | | | | |
| 11. Medical professional liability..... | | | | | | | | | | | | |
| 12. Earthquake..... | | | | | | | | | | | | |
| 13. Group accident and health (b)..... | | | | | | | | | | | | |
| 14. Credit A&H (group and individual)..... | | | | | | | | | | | | |
| 15.1 Collectively renewable A&H (b)..... | | | | | | | | | | | | |
| 15.2 Non-cancelable A&H (b)..... | | | | | | | | | | | | |
| 15.3 Guaranteed renewable A&H (b)..... | | | | | | | | | | | | |
| 15.4 Non-renewable for stated reasons only (b)..... | | | | | | | | | | | | |
| 15.5 Other accident only..... | | | | | | | | | | | | |
| 15.6 Medicare Title XVIII exempt from state taxes or fees..... | | | | | | | | | | | | |
| 15.7 All other A&H (b)..... | | | | | | | | | | | | |
| 15.8 Federal employees health benefits plan premium (b)..... | | | | | | | | | | | | |
| 16. Workers' compensation..... | | | | | | | | | | | | |
| 17.1 Other liability-occurrence..... | | | | | | | | | | | | |
| 17.2 Other liability-claims-made..... | | | | | | | | | | | | |
| 17.3 Excess workers' compensation..... | | | | | | | | | | | | |
| 18. Products liability..... | | | | | | | | | | | | |
| 19.1 Private passenger auto no-fault (personal injury protection)..... | | | | | | | | | | | | |
| 19.2 Other private passenger auto liability..... | | | | | | | | | | | | |
| 19.3 Commercial auto no-fault (personal injury protection)..... | | | | | | | | | | | | |
| 19.4 Other commercial auto liability..... | | | | | | | | | | | | |
| 21.1 Private passenger auto physical damage..... | | | | | | | | | | | | |
| 21.2 Commercial auto physical damage..... | | | | | | | | | | | | |
| 22. Aircraft (all perils)..... | | | | | | | | | | | | |
| 23. Fidelity..... | | | | | | | | | | | | |
| 24. Surety..... | | | | | | | | | | | | |
| 26. Burglary and theft..... | | | | | | | | | | | | |
| 27. Boiler and machinery..... | 212,080 | 206,200 | | 57,736 | | | | | | | 21,291 | 5,288 |
| 28. Credit..... | | | | | | | | | | | | |
| 30. Warranty..... | | | | | | | | | | | | |
| 34. Aggregate write-ins for other lines of business..... | 0 | 0 | 0 | 0 | 0 | 0 | 0 | 0 | 0 | 0 | 0 | 0 |
| 35. TOTALS (a)..... | 2,249,528 | 2,150,751 | 0 | 738,962 | 1,397,227 | 2,024,266 | 1,076,148 | 238,797 | 250,612 | 15,971 | 225,859 | 56,098 |

DETAILS OF WRITE-INS

| | | | | | | | | | | | | |
|--|---|---|---|---|---|---|---|---|---|---|---|---|
| 3401..... | | | | | | | | | | | | |
| 3402..... | | | | | | | | | | | | |
| 3403..... | | | | | | | | | | | | |
| 3498. Summary of remaining write-ins for Line 34 from overflow page..... | 0 | 0 | 0 | 0 | 0 | 0 | 0 | 0 | 0 | 0 | 0 | 0 |
| 3499. TOTALS (Lines 3401 thru 3403 plus 3498) (Line 34 above)..... | 0 | 0 | 0 | 0 | 0 | 0 | 0 | 0 | 0 | 0 | 0 | 0 |

(a) Finance and service charges not included in Lines 1 to 35 \$.....0.

(b) For health business on indicated lines report: Number of persons insured under PPO managed care products.....0 and number of persons insured under indemnity only products.....0.

EXHIBIT OF PREMIUMS AND LOSSES (Statutory Page 14 Data)



NAIC Group Code.....0065 NAIC Company Code....10014

BUSINESS IN THE STATE OF NORTH CAROLINA DURING THE YEAR

19

| Line of Business | Gross Premiums, Including Policy and Membership Fees, Less Return Premiums and Premiums on Policies not Taken | | 3 Dividends Paid or Credited to Policyholders on Direct Business | 4 Direct Unearned Premium Reserves | 5 Direct Losses Paid (deducting salvage) | 6 Direct Losses Incurred | 7 Direct Losses Unpaid | 8 Direct Defense and Cost Containment Expense Paid | 9 Direct Defense and Cost Containment Expense Incurred | 10 Direct Defense and Cost Containment Expense Unpaid | 11 Commissions and Brokerage Expenses | 12 Taxes, Licenses and Fees |
|--|---|-----------------------------|---|---------------------------------------|---|-----------------------------|---------------------------|---|---|--|--|--------------------------------|
| | 1 Direct Premiums Written | 2 Direct Premiums Earned | | | | | | | | | | |
| 1. Fire..... | 3,789,484 | 3,858,596 | | 1,904,921 | 1,022,302 | 831,188 | 57,697 | 5,851 | 4,665 | 1,437 | 361,090 | 89,687 |
| 2.1 Allied lines..... | 2,080,319 | 2,201,037 | | 1,043,624 | 368,331 | 368,009 | 10,391 | | 57 | 156 | 210,199 | 52,209 |
| 2.2 Multiple peril crop..... | | | | | | | | | | | | |
| 2.3 Federal flood..... | | | | | | | | | | | | |
| 2.4 Private crop..... | | | | | | | | | | | | |
| 3. Farmowners multiple peril..... | | | | | | | | | | | | |
| 4. Homeowners multiple peril..... | 9,905 | 10,740 | 2,112 | 5,451 | | | | | | | | 247 |
| 5.1 Commercial multiple peril (non-liability portion)..... | 2,885,192 | 2,475,607 | | 1,441,332 | (203,343) | (203,343) | | | | | 292,690 | 72,697 |
| 5.2 Commercial multiple peril (liability portion)..... | | | | | | | | | | | | |
| 6. Mortgage guaranty..... | | | | | | | | | | | | |
| 8. Ocean marine..... | 394,390 | 352,496 | | 141,252 | 563,088 | (22,219) | 20,367 | | (4,690) | 315 | 39,640 | 9,846 |
| 9. Inland marine..... | 1,816,451 | 1,833,475 | | 921,373 | 230,866 | 212,350 | 1,299 | | (87) | 16 | 177,756 | 44,151 |
| 10. Financial guaranty..... | | | | | | | | | | | | |
| 11. Medical professional liability..... | | | | | | | | | | | | |
| 12. Earthquake..... | | | | | | | | | | | | |
| 13. Group accident and health (b)..... | | | | | | | | | | | | |
| 14. Credit A&H (group and individual)..... | | | | | | | | | | | | |
| 15.1 Collectively renewable A&H (b)..... | | | | | | | | | | | | |
| 15.2 Non-cancelable A&H (b)..... | | | | | | | | | | | | |
| 15.3 Guaranteed renewable A&H (b)..... | | | | | | | | | | | | |
| 15.4 Non-renewable for stated reasons only (b)..... | | | | | | | | | | | | |
| 15.5 Other accident only..... | | | | | | | | | | | | |
| 15.6 Medicare Title XVIII exempt from state taxes or fees..... | | | | | | | | | | | | |
| 15.7 All other A&H (b)..... | | | | | | | | | | | | |
| 15.8 Federal employees health benefits plan premium (b)..... | | | | | | | | | | | | |
| 16. Workers' compensation..... | | | | | | 5 | 5 | 4,549 | 4,551 | 2 | | |
| 17.1 Other liability-occurrence..... | | | | | | (0) | 6 | | (1) | 2 | | |
| 17.2 Other liability-claims-made..... | | | | | | | | | | | | |
| 17.3 Excess workers' compensation..... | | | | | | | | | | | | |
| 18. Products liability..... | | | | | | | | | | | | |
| 19.1 Private passenger auto no-fault (personal injury protection)..... | | | | | | | | | | | | |
| 19.2 Other private passenger auto liability..... | | | | | | | | | | | | |
| 19.3 Commercial auto no-fault (personal injury protection)..... | | | | | | | | | | | | |
| 19.4 Other commercial auto liability..... | | | | | | | | | | | | |
| 21.1 Private passenger auto physical damage..... | | | | | | | | | | | | |
| 21.2 Commercial auto physical damage..... | | | | | | | | | | | | |
| 22. Aircraft (all perils)..... | | | | | | | | | | | | |
| 23. Fidelity..... | | | | | | | | | | | | |
| 24. Surety..... | | | | | | | | | | | | |
| 26. Burglary and theft..... | | | | | | | | | | | | |
| 27. Boiler and machinery..... | 819,390 | 803,251 | | 432,099 | 173,807 | 173,807 | | | | | 79,894 | 19,844 |
| 28. Credit..... | | | | | | | | | | | | |
| 30. Warranty..... | | | | | | | | | | | | |
| 34. Aggregate write-ins for other lines of business..... | 0 | 0 | 0 | 0 | 0 | 0 | 0 | 0 | 0 | 0 | 0 | 0 |
| 35. TOTALS (a)..... | 11,795,131 | 11,535,201 | 2,112 | 5,890,052 | 2,155,051 | 1,359,798 | 89,764 | 10,399 | 4,494 | 1,928 | 1,161,269 | 288,680 |

DETAILS OF WRITE-INS

| | | | | | | | | | | | | |
|--|---|---|---|---|---|---|---|---|---|---|---|---|
| 3401..... | | | | | | | | | | | | |
| 3402..... | | | | | | | | | | | | |
| 3403..... | | | | | | | | | | | | |
| 3498. Summary of remaining write-ins for Line 34 from overflow page..... | 0 | 0 | 0 | 0 | 0 | 0 | 0 | 0 | 0 | 0 | 0 | 0 |
| 3499. TOTALS (Lines 3401 thru 3403 plus 3498) (Line 34 above)..... | 0 | 0 | 0 | 0 | 0 | 0 | 0 | 0 | 0 | 0 | 0 | 0 |

(a) Finance and service charges not included in Lines 1 to 35 \$.....0.

(b) For health business on indicated lines report: Number of persons insured under PPO managed care products.....0 and number of persons insured under indemnity only products.....0.

EXHIBIT OF PREMIUMS AND LOSSES (Statutory Page 14 Data)



NAIC Group Code.....0065 NAIC Company Code....10014

BUSINESS IN THE STATE OF NORTH DAKOTA DURING THE YEAR

19

| Line of Business | Gross Premiums, Including Policy and Membership Fees, Less Return Premiums and Premiums on Policies not Taken | | 3 Dividends Paid or Credited to Policyholders on Direct Business | 4 Direct Unearned Premium Reserves | 5 Direct Losses Paid (deducting salvage) | 6 Direct Losses Incurred | 7 Direct Losses Unpaid | 8 Direct Defense and Cost Containment Expense Paid | 9 Direct Defense and Cost Containment Expense Incurred | 10 Direct Defense and Cost Containment Expense Unpaid | 11 Commissions and Brokerage Expenses | 12 Taxes, Licenses and Fees |
|--|---|-----------------------------|---|---------------------------------------|---|-----------------------------|---------------------------|---|---|--|--|--------------------------------|
| | 1 Direct Premiums Written | 2 Direct Premiums Earned | | | | | | | | | | |
| 1. Fire..... | 298,908 | 264,445 | | 233,185 | 152,146 | 152,146 | | | | | 29,533 | 7,335 |
| 2.1 Allied lines..... | 154,987 | 137,124 | | 120,922 | 424,852 | (127,385) | | | (5,110) | | 15,313 | 3,804 |
| 2.2 Multiple peril crop..... | | | | | | | | | | | | |
| 2.3 Federal flood..... | | | | | | | | | | | | |
| 2.4 Private crop..... | | | | | | | | | | | | |
| 3. Farmowners multiple peril..... | | | | | | | | | | | | |
| 4. Homeowners multiple peril..... | | | | | | | | | | | | |
| 5.1 Commercial multiple peril (non-liability portion)..... | 26,713 | 35,237 | | 14,193 | | | | | | | 2,673 | 664 |
| 5.2 Commercial multiple peril (liability portion)..... | | | | | | | | | | | | |
| 6. Mortgage guaranty..... | | | | | | | | | | | | |
| 8. Ocean marine..... | | | | | | | | | | | | |
| 9. Inland marine..... | 259,076 | 257,029 | | 162,545 | 24,771 | 24,771 | | | | | 25,684 | 6,379 |
| 10. Financial guaranty..... | | | | | | | | | | | | |
| 11. Medical professional liability..... | | | | | | | | | | | | |
| 12. Earthquake..... | | | | | | | | | | | | |
| 13. Group accident and health (b)..... | | | | | | | | | | | | |
| 14. Credit A&H (group and individual)..... | | | | | | | | | | | | |
| 15.1 Collectively renewable A&H (b)..... | | | | | | | | | | | | |
| 15.2 Non-cancelable A&H (b)..... | | | | | | | | | | | | |
| 15.3 Guaranteed renewable A&H (b)..... | | | | | | | | | | | | |
| 15.4 Non-renewable for stated reasons only (b)..... | | | | | | | | | | | | |
| 15.5 Other accident only..... | | | | | | | | | | | | |
| 15.6 Medicare Title XVIII exempt from state taxes or fees..... | | | | | | | | | | | | |
| 15.7 All other A&H (b)..... | | | | | | | | | | | | |
| 15.8 Federal employees health benefits plan premium (b)..... | | | | | | | | | | | | |
| 16. Workers' compensation..... | | | | | | | | | | | | |
| 17.1 Other liability-occurrence..... | | | | | | | | | | | | |
| 17.2 Other liability-claims-made..... | | | | | | | | | | | | |
| 17.3 Excess workers' compensation..... | | | | | | | | | | | | |
| 18. Products liability..... | | | | | | | | | | | | |
| 19.1 Private passenger auto no-fault (personal injury protection)..... | | | | | | | | | | | | |
| 19.2 Other private passenger auto liability..... | | | | | | | | | | | | |
| 19.3 Commercial auto no-fault (personal injury protection)..... | | | | | | | | | | | | |
| 19.4 Other commercial auto liability..... | | | | | | | | | | | | |
| 21.1 Private passenger auto physical damage..... | | | | | | | | | | | | |
| 21.2 Commercial auto physical damage..... | | | | | | | | | | | | |
| 22. Aircraft (all perils)..... | | | | | | | | | | | | |
| 23. Fidelity..... | | | | | | | | | | | | |
| 24. Surety..... | | | | | | | | | | | | |
| 26. Burglary and theft..... | | | | | | | | | | | | |
| 27. Boiler and machinery..... | 32,657 | 29,210 | | 22,211 | 7,038 | 26,363 | 19,325 | | 291 | 291 | 3,144 | 781 |
| 28. Credit..... | | | | | | | | | | | | |
| 30. Warranty..... | | | | | | | | | | | | |
| 34. Aggregate write-ins for other lines of business..... | 0 | 0 | 0 | 0 | 0 | 0 | 0 | 0 | 0 | 0 | 0 | 0 |
| 35. TOTALS (a)..... | 772,341 | 723,045 | 0 | 553,055 | 608,808 | 75,895 | 19,325 | 0 | (4,819) | 291 | 76,347 | 18,963 |

DETAILS OF WRITE-INS

| | | | | | | | | | | | | |
|--|---|---|---|---|---|---|---|---|---|---|---|---|
| 3401..... | | | | | | | | | | | | |
| 3402..... | | | | | | | | | | | | |
| 3403..... | | | | | | | | | | | | |
| 3498. Summary of remaining write-ins for Line 34 from overflow page..... | 0 | 0 | 0 | 0 | 0 | 0 | 0 | 0 | 0 | 0 | 0 | 0 |
| 3499. TOTALS (Lines 3401 thru 3403 plus 3498) (Line 34 above)..... | 0 | 0 | 0 | 0 | 0 | 0 | 0 | 0 | 0 | 0 | 0 | 0 |

(a) Finance and service charges not included in Lines 1 to 35 \$.....0.

(b) For health business on indicated lines report: Number of persons insured under PPO managed care products.....0 and number of persons insured under indemnity only products.....0.

EXHIBIT OF PREMIUMS AND LOSSES (Statutory Page 14 Data)



NAIC Group Code.....0065 NAIC Company Code....10014

BUSINESS IN THE STATE OF NEBRASKA DURING THE YEAR

| Line of Business | Gross Premiums, Including Policy and Membership Fees, Less Return Premiums and Premiums on Policies not Taken | | 3 Dividends Paid or Credited to Policyholders on Direct Business | 4 Direct Unearned Premium Reserves | 5 Direct Losses Paid (deducting salvage) | 6 Direct Losses Incurred | 7 Direct Losses Unpaid | 8 Direct Defense and Cost Containment Expense Paid | 9 Direct Defense and Cost Containment Expense Incurred | 10 Direct Defense and Cost Containment Expense Unpaid | 11 Commissions and Brokerage Expenses | 12 Taxes, Licenses and Fees |
|--|---|-----------------------------|---|---------------------------------------|---|-----------------------------|---------------------------|---|---|--|--|--------------------------------|
| | 1 Direct Premiums Written | 2 Direct Premiums Earned | | | | | | | | | | |
| 1. Fire..... | 518,709 | 513,104 | | 297,473 | | | | | | | 52,616 | 13,068 |
| 2.1 Allied lines..... | 268,882 | 266,046 | | 154,315 | 1,291,921 | 1,452,235 | 188,894 | | 2,568 | 2,833 | 27,281 | 6,776 |
| 2.2 Multiple peril crop..... | | | | | | | | | | | | |
| 2.3 Federal flood..... | | | | | | | | | | | | |
| 2.4 Private crop..... | | | | | | | | | | | | |
| 3. Farmowners multiple peril..... | | | | | | | | | | | | |
| 4. Homeowners multiple peril..... | | | | | | | | | | | | |
| 5.1 Commercial multiple peril (non-liability portion)..... | 128,574 | 473,434 | | 231,388 | 50,200 | 50,200 | | | | | 12,912 | 3,207 |
| 5.2 Commercial multiple peril (liability portion)..... | | | | | | | | | | | | |
| 6. Mortgage guaranty..... | | | | | | | | | | | | |
| 8. Ocean marine..... | 16,120 | 16,469 | | 12,038 | | | | | | | 1,620 | 402 |
| 9. Inland marine..... | 391,211 | 384,795 | | 225,228 | 15,283 | 15,283 | | | | | 39,377 | 9,780 |
| 10. Financial guaranty..... | | | | | | | | | | | | |
| 11. Medical professional liability..... | | | | | | | | | | | | |
| 12. Earthquake..... | | | | | | | | | | | | |
| 13. Group accident and health (b)..... | | | | | | | | | | | | |
| 14. Credit A&H (group and individual)..... | | | | | | | | | | | | |
| 15.1 Collectively renewable A&H (b)..... | | | | | | | | | | | | |
| 15.2 Non-cancelable A&H (b)..... | | | | | | | | | | | | |
| 15.3 Guaranteed renewable A&H (b)..... | | | | | | | | | | | | |
| 15.4 Non-renewable for stated reasons only (b)..... | | | | | | | | | | | | |
| 15.5 Other accident only..... | | | | | | | | | | | | |
| 15.6 Medicare Title XVIII exempt from state taxes or fees..... | | | | | | | | | | | | |
| 15.7 All other A&H (b)..... | | | | | | | | | | | | |
| 15.8 Federal employees health benefits plan premium (b)..... | | | | | | | | | | | | |
| 16. Workers' compensation..... | | | | | | | | | | | | |
| 17.1 Other liability-occurrence..... | | | | | | | | | | | | |
| 17.2 Other liability-claims-made..... | | | | | | | | | | | | |
| 17.3 Excess workers' compensation..... | | | | | | | | | | | | |
| 18. Products liability..... | | | | | | | | | | | | |
| 19.1 Private passenger auto no-fault (personal injury protection)..... | | | | | | | | | | | | |
| 19.2 Other private passenger auto liability..... | | | | | | | | | | | | |
| 19.3 Commercial auto no-fault (personal injury protection)..... | | | | | | | | | | | | |
| 19.4 Other commercial auto liability..... | | | | | | | | | | | | |
| 21.1 Private passenger auto physical damage..... | | | | | | | | | | | | |
| 21.2 Commercial auto physical damage..... | | | | | | | | | | | | |
| 22. Aircraft (all perils)..... | | | | | | | | | | | | |
| 23. Fidelity..... | | | | | (2,730) | (2,730) | | | | | | |
| 24. Surety..... | | | | | | | | | | | | |
| 26. Burglary and theft..... | | | | | | | | | | | | |
| 27. Boiler and machinery..... | 96,714 | 89,514 | | 61,644 | 1,041,118 | 1,041,118 | | | | | 9,876 | 2,453 |
| 28. Credit..... | | | | | | | | | | | | |
| 30. Warranty..... | | | | | | | | | | | | |
| 34. Aggregate write-ins for other lines of business..... | 0 | 0 | 0 | 0 | 0 | 0 | 0 | 0 | 0 | 0 | 0 | 0 |
| 35. TOTALS (a)..... | 1,420,210 | 1,743,361 | 0 | 982,086 | 2,395,792 | 2,556,106 | 188,894 | 0 | 2,568 | 2,833 | 143,682 | 35,687 |

DETAILS OF WRITE-INS

| | | | | | | | | | | | | |
|--|---|---|---|---|---|---|---|---|---|---|---|---|
| 3401..... | | | | | | | | | | | | |
| 3402..... | | | | | | | | | | | | |
| 3403..... | | | | | | | | | | | | |
| 3498. Summary of remaining write-ins for Line 34 from overflow page..... | 0 | 0 | 0 | 0 | 0 | 0 | 0 | 0 | 0 | 0 | 0 | 0 |
| 3499. TOTALS (Lines 3401 thru 3403 plus 3498) (Line 34 above)..... | 0 | 0 | 0 | 0 | 0 | 0 | 0 | 0 | 0 | 0 | 0 | 0 |

(a) Finance and service charges not included in Lines 1 to 35 \$.....0.

(b) For health business on indicated lines report: Number of persons insured under PPO managed care products.....0 and number of persons insured under indemnity only products.....0.

EXHIBIT OF PREMIUMS AND LOSSES (Statutory Page 14 Data)



NAIC Group Code.....0065 NAIC Company Code....10014

BUSINESS IN THE STATE OF NEW HAMPSHIRE DURING THE YEAR

19

| Line of Business | Gross Premiums, Including Policy and Membership Fees, Less Return Premiums and Premiums on Policies not Taken | | 3 Dividends Paid or Credited to Policyholders on Direct Business | 4 Direct Unearned Premium Reserves | 5 Direct Losses Paid (deducting salvage) | 6 Direct Losses Incurred | 7 Direct Losses Unpaid | 8 Direct Defense and Cost Containment Expense Paid | 9 Direct Defense and Cost Containment Expense Incurred | 10 Direct Defense and Cost Containment Expense Unpaid | 11 Commissions and Brokerage Expenses | 12 Taxes, Licenses and Fees |
|--|---|-----------------------------|---|---------------------------------------|---|-----------------------------|---------------------------|---|---|--|--|--------------------------------|
| | 1 Direct Premiums Written | 2 Direct Premiums Earned | | | | | | | | | | |
| 1. Fire..... | 818,779 | 833,880 | | 356,246 | 15,262 | 4,819 | | | (89) | | 82,972 | 20,608 |
| 2.1 Allied lines..... | 446,785 | 456,978 | | 196,246 | 283,132 | (183,210) | 19,361 | | (4,204) | 290 | 45,094 | 11,200 |
| 2.2 Multiple peril crop..... | | | | | | | | | | | | |
| 2.3 Federal flood..... | | | | | | | | | | | | |
| 2.4 Private crop..... | | | | | | | | | | | | |
| 3. Farmowners multiple peril..... | | | | | | | | | | | | |
| 4. Homeowners multiple peril..... | 12,648 | 12,516 | 2,411 | 6,083 | | | | | | | | 316 |
| 5.1 Commercial multiple peril (non-liability portion)..... | 251,087 | 220,344 | | 75,943 | | | | | | | 24,489 | 6,082 |
| 5.2 Commercial multiple peril (liability portion)..... | | | | | | | | | | | | |
| 6. Mortgage guaranty..... | | | | | | | | | | | | |
| 8. Ocean marine..... | 23,038 | 26,277 | | 11,487 | | 3,189 | 3,189 | | 49 | 49 | 2,316 | 575 |
| 9. Inland marine..... | 409,843 | 437,312 | | 192,474 | 96,333 | 154,132 | 68,588 | | 770 | 826 | 49,290 | 12,243 |
| 10. Financial guaranty..... | | | | | | | | | | | | |
| 11. Medical professional liability..... | | | | | | | | | | | | |
| 12. Earthquake..... | | | | | | | | | | | | |
| 13. Group accident and health (b)..... | | | | | | | | | | | | |
| 14. Credit A&H (group and individual)..... | | | | | | | | | | | | |
| 15.1 Collectively renewable A&H (b)..... | | | | | | | | | | | | |
| 15.2 Non-cancelable A&H (b)..... | | | | | | | | | | | | |
| 15.3 Guaranteed renewable A&H (b)..... | | | | | | | | | | | | |
| 15.4 Non-renewable for stated reasons only (b)..... | | | | | | | | | | | | |
| 15.5 Other accident only..... | | | | | | | | | | | | |
| 15.6 Medicare Title XVIII exempt from state taxes or fees..... | | | | | | | | | | | | |
| 15.7 All other A&H (b)..... | | | | | | | | | | | | |
| 15.8 Federal employees health benefits plan premium (b)..... | | | | | | | | | | | | |
| 16. Workers' compensation..... | 37 | 37 | | 19 | | | | | | | | |
| 17.1 Other liability-occurrence..... | | | | | | | | | | | | |
| 17.2 Other liability-claims-made..... | | | | | | | | | | | | |
| 17.3 Excess workers' compensation..... | | | | | | | | | | | | |
| 18. Products liability..... | | | | | | | | | | | | |
| 19.1 Private passenger auto no-fault (personal injury protection)..... | | | | | | | | | | | | |
| 19.2 Other private passenger auto liability..... | | | | | | | | | | | | |
| 19.3 Commercial auto no-fault (personal injury protection)..... | | | | | | | | | | | | |
| 19.4 Other commercial auto liability..... | | | | | | | | | | | | |
| 21.1 Private passenger auto physical damage..... | | | | | | | | | | | | |
| 21.2 Commercial auto physical damage..... | | | | | | | | | | | | |
| 22. Aircraft (all perils)..... | | | | | | | | | | | | |
| 23. Fidelity..... | | | | | | | | | | | | |
| 24. Surety..... | | | | | | | | | | | | |
| 26. Burglary and theft..... | | | | | | | | | | | | |
| 27. Boiler and machinery..... | 235,091 | 229,927 | | 102,330 | 36,076 | (58,698) | | | (651) | | 23,584 | 5,858 |
| 28. Credit..... | | | | | | | | | | | | |
| 30. Warranty..... | | | | | | | | | | | | |
| 34. Aggregate write-ins for other lines of business..... | 0 | 0 | 0 | 0 | 0 | 0 | 0 | 0 | 0 | 0 | 0 | 0 |
| 35. TOTALS (a)..... | 2,197,308 | 2,217,271 | 2,411 | 940,828 | 430,802 | (79,769) | 91,138 | 0 | (4,124) | 1,166 | 227,744 | 56,882 |

DETAILS OF WRITE-INS

| | | | | | | | | | | | | |
|--|---|---|---|---|---|---|---|---|---|---|---|---|
| 3401..... | | | | | | | | | | | | |
| 3402..... | | | | | | | | | | | | |
| 3403..... | | | | | | | | | | | | |
| 3498. Summary of remaining write-ins for Line 34 from overflow page..... | 0 | 0 | 0 | 0 | 0 | 0 | 0 | 0 | 0 | 0 | 0 | 0 |
| 3499. TOTALS (Lines 3401 thru 3403 plus 3498) (Line 34 above)..... | 0 | 0 | 0 | 0 | 0 | 0 | 0 | 0 | 0 | 0 | 0 | 0 |

(a) Finance and service charges not included in Lines 1 to 35 \$.....0.

(b) For health business on indicated lines report: Number of persons insured under PPO managed care products.....0 and number of persons insured under indemnity only products.....0.

EXHIBIT OF PREMIUMS AND LOSSES (Statutory Page 14 Data)



NAIC Group Code.....0065 NAIC Company Code....10014

BUSINESS IN THE STATE OF NEW JERSEY DURING THE YEAR

| Line of Business | Gross Premiums, Including Policy and Membership Fees, Less Return Premiums and Premiums on Policies not Taken | | 3 Dividends Paid or Credited to Policyholders on Direct Business | 4 Direct Unearned Premium Reserves | 5 Direct Losses Paid (deducting salvage) | 6 Direct Losses Incurred | 7 Direct Losses Unpaid | 8 Direct Defense and Cost Containment Expense Paid | 9 Direct Defense and Cost Containment Expense Incurred | 10 Direct Defense and Cost Containment Expense Unpaid | 11 Commissions and Brokerage Expenses | 12 Taxes, Licenses and Fees |
|--|---|-----------------------------|---|---------------------------------------|---|-----------------------------|---------------------------|---|---|--|--|--------------------------------|
| | 1 Direct Premiums Written | 2 Direct Premiums Earned | | | | | | | | | | |
| 1. Fire..... | 5,561,151 | 5,748,133 | | 2,706,144 | 694,820 | 1,013,972 | 537,060 | | 7,013 | 8,867 | 568,243 | 141,138 |
| 2.1 Allied lines..... | 3,576,928 | 3,795,044 | | 1,736,720 | (1,555,078) | (4,056,632) | 569,313 | 514,101 | 507,982 | 8,679 | 363,784 | 90,356 |
| 2.2 Multiple peril crop..... | | | | | | | | | | | | |
| 2.3 Federal flood..... | | | | | | | | | | | | |
| 2.4 Private crop..... | | | | | | | | | | | | |
| 3. Farmowners multiple peril..... | | | | | | | | | | | | |
| 4. Homeowners multiple peril..... | 90,397 | 86,959 | 17,148 | 46,945 | 18,257 | 18,257 | | | | | | 2,257 |
| 5.1 Commercial multiple peril (non-liability portion)..... | 3,758,811 | 3,951,593 | | 1,811,315 | 4,807,419 | 11,031,574 | 10,036,786 | 8,269 | 119,857 | 153,323 | 385,446 | 95,736 |
| 5.2 Commercial multiple peril (liability portion)..... | | | | | | | | | | | | |
| 6. Mortgage guaranty..... | | | | | | | | | | | | |
| 8. Ocean marine..... | 739,182 | 790,908 | | 309,831 | 625,370 | 637,097 | 830,009 | | 6,081 | 12,843 | 74,295 | 18,453 |
| 9. Inland marine..... | 4,184,706 | 4,340,536 | | 2,227,917 | 24,159,098 | 16,927,827 | 15,423,752 | 52,210 | (47,059) | 177,579 | 449,242 | 111,581 |
| 10. Financial guaranty..... | | | | | | | | | | | | |
| 11. Medical professional liability..... | | | | | | | | | | | | |
| 12. Earthquake..... | | | | | | | | | | | | |
| 13. Group accident and health (b)..... | | | | | | | | | | | | |
| 14. Credit A&H (group and individual)..... | | | | | | | | | | | | |
| 15.1 Collectively renewable A&H (b)..... | | | | | | | | | | | | |
| 15.2 Non-cancelable A&H (b)..... | | | | | | | | | | | | |
| 15.3 Guaranteed renewable A&H (b)..... | | | | | | | | | | | | |
| 15.4 Non-renewable for stated reasons only (b)..... | | | | | | | | | | | | |
| 15.5 Other accident only..... | | | | | | | | | | | | |
| 15.6 Medicare Title XVIII exempt from state taxes or fees..... | | | | | | | | | | | | |
| 15.7 All other A&H (b)..... | | | | | | | | | | | | |
| 15.8 Federal employees health benefits plan premium (b)..... | | | | | | | | | | | | |
| 16. Workers' compensation..... | 73 | 71 | | 38 | | (358) | 1,443 | | (105) | 579 | | |
| 17.1 Other liability-occurrence..... | | | | | 524,333 | (988,211) | 14,574,942 | 39,628 | (3,242,600) | 4,328,477 | | |
| 17.2 Other liability-claims-made..... | | | | | | | | | | | | |
| 17.3 Excess workers' compensation..... | | | | | | | | | | | | |
| 18. Products liability..... | | | | | 97,352 | 2,187,180 | 5,895,737 | 434,434 | 773,726 | 1,121,483 | | |
| 19.1 Private passenger auto no-fault (personal injury protection)..... | | | | | | | | | | | | |
| 19.2 Other private passenger auto liability..... | | | | | | | | | | | | |
| 19.3 Commercial auto no-fault (personal injury protection)..... | | | | | | | | | | | | |
| 19.4 Other commercial auto liability..... | | | | | | | | | | | | |
| 21.1 Private passenger auto physical damage..... | | | | | | | | | | | | |
| 21.2 Commercial auto physical damage..... | | | | | | | | | | | | |
| 22. Aircraft (all perils)..... | | | | | | | | | | | | |
| 23. Fidelity..... | | | | | | | | | | | | |
| 24. Surety..... | | | | | | | | | | | | |
| 26. Burglary and theft..... | | | | | | | | | | | | |
| 27. Boiler and machinery..... | 1,256,661 | 1,300,930 | | 635,177 | 500,246 | (197,452) | 511,644 | | (120) | 10,190 | 129,491 | 32,163 |
| 28. Credit..... | | | | | | | | | | | | |
| 30. Warranty..... | | | | | | | | | | | | |
| 34. Aggregate write-ins for other lines of business..... | 0 | 0 | 0 | 0 | 0 | 0 | 0 | 0 | 0 | 0 | 0 | 0 |
| 35. TOTALS (a)..... | 19,167,909 | 20,014,175 | 17,148 | 9,474,087 | 29,871,816 | 26,573,254 | 48,380,686 | 1,048,641 | (1,875,224) | 5,822,020 | 1,970,500 | 491,684 |

DETAILS OF WRITE-INS

| | | | | | | | | | | | | |
|--|---|---|---|---|---|---|---|---|---|---|---|---|
| 3401..... | | | | | | | | | | | | |
| 3402..... | | | | | | | | | | | | |
| 3403..... | | | | | | | | | | | | |
| 3498. Summary of remaining write-ins for Line 34 from overflow page..... | 0 | 0 | 0 | 0 | 0 | 0 | 0 | 0 | 0 | 0 | 0 | 0 |
| 3499. TOTALS (Lines 3401 thru 3403 plus 3498) (Line 34 above)..... | 0 | 0 | 0 | 0 | 0 | 0 | 0 | 0 | 0 | 0 | 0 | 0 |

(a) Finance and service charges not included in Lines 1 to 35 \$.....0.

(b) For health business on indicated lines report: Number of persons insured under PPO managed care products.....0 and number of persons insured under indemnity only products.....0.

EXHIBIT OF PREMIUMS AND LOSSES (Statutory Page 14 Data)



NAIC Group Code.....0065 NAIC Company Code....10014

BUSINESS IN THE STATE OF NEW MEXICO DURING THE YEAR

| Line of Business | Gross Premiums, Including Policy and Membership Fees, Less Return Premiums and Premiums on Policies not Taken | | 3 Dividends Paid or Credited to Policyholders on Direct Business | 4 Direct Unearned Premium Reserves | 5 Direct Losses Paid (deducting salvage) | 6 Direct Losses Incurred | 7 Direct Losses Unpaid | 8 Direct Defense and Cost Containment Expense Paid | 9 Direct Defense and Cost Containment Expense Incurred | 10 Direct Defense and Cost Containment Expense Unpaid | 11 Commissions and Brokerage Expenses | 12 Taxes, Licenses and Fees |
|--|---|-----------------------------|---|---------------------------------------|---|-----------------------------|---------------------------|---|---|--|--|--------------------------------|
| | 1 Direct Premiums Written | 2 Direct Premiums Earned | | | | | | | | | | |
| 1. Fire..... | 910,971 | 955,691 | | 504,870 | 648,949 | 273,408 | 67,133 | | (2,657) | 1,108 | 89,999 | 22,354 |
| 2.1 Allied lines..... | 471,894 | 508,463 | | 253,231 | 12,843 | 5,143,104 | 5,363,133 | | 78,278 | 80,433 | 46,623 | 11,580 |
| 2.2 Multiple peril crop..... | | | | | | | | | | | | |
| 2.3 Federal flood..... | | | | | | | | | | | | |
| 2.4 Private crop..... | | | | | | | | | | | | |
| 3. Farmowners multiple peril..... | | | | | | | | | | | | |
| 4. Homeowners multiple peril..... | | | | | | | | | | | | |
| 5.1 Commercial multiple peril (non-liability portion)..... | 46,174 | 44,078 | | 26,543 | 1,206,401 | (1,686,857) | 333,789 | | (21,660) | 5,099 | 4,661 | 1,158 |
| 5.2 Commercial multiple peril (liability portion)..... | | | | | | | | | | | | |
| 6. Mortgage guaranty..... | | | | | | | | | | | | |
| 8. Ocean marine..... | | | | | | | | | | | | |
| 9. Inland marine..... | 540,382 | 542,111 | | 291,921 | 231,974 | 637,153 | 664,101 | | 6,657 | 8,001 | 53,794 | 13,361 |
| 10. Financial guaranty..... | | | | | | | | | | | | |
| 11. Medical professional liability..... | | | | | | | | | | | | |
| 12. Earthquake..... | | | | | | | | | | | | |
| 13. Group accident and health (b)..... | | | | | | | | | | | | |
| 14. Credit A&H (group and individual)..... | | | | | | | | | | | | |
| 15.1 Collectively renewable A&H (b)..... | | | | | | | | | | | | |
| 15.2 Non-cancelable A&H (b)..... | | | | | | | | | | | | |
| 15.3 Guaranteed renewable A&H (b)..... | | | | | | | | | | | | |
| 15.4 Non-renewable for stated reasons only (b)..... | | | | | | | | | | | | |
| 15.5 Other accident only..... | | | | | | | | | | | | |
| 15.6 Medicare Title XVIII exempt from state taxes or fees..... | | | | | | | | | | | | |
| 15.7 All other A&H (b)..... | | | | | | | | | | | | |
| 15.8 Federal employees health benefits plan premium (b)..... | | | | | | | | | | | | |
| 16. Workers' compensation..... | | | | | | | | | | | | |
| 17.1 Other liability-occurrence..... | | | | | | | | | | | | |
| 17.2 Other liability-claims-made..... | | | | | | | | | | | | |
| 17.3 Excess workers' compensation..... | | | | | | | | | | | | |
| 18. Products liability..... | | | | | | | | | | | | |
| 19.1 Private passenger auto no-fault (personal injury protection)..... | | | | | | | | | | | | |
| 19.2 Other private passenger auto liability..... | | | | | | | | | | | | |
| 19.3 Commercial auto no-fault (personal injury protection)..... | | | | | | | | | | | | |
| 19.4 Other commercial auto liability..... | | | | | | | | | | | | |
| 21.1 Private passenger auto physical damage..... | | | | | | | | | | | | |
| 21.2 Commercial auto physical damage..... | | | | | | | | | | | | |
| 22. Aircraft (all perils)..... | | | | | | | | | | | | |
| 23. Fidelity..... | | | | | | | | | | | | |
| 24. Surety..... | | | | | | | | | | | | |
| 26. Burglary and theft..... | | | | | | | | | | | | |
| 27. Boiler and machinery..... | 217,854 | 216,241 | | 145,871 | 5,309 | (1,709,033) | 23,190 | | (11,579) | 349 | 21,457 | 5,329 |
| 28. Credit..... | | | | | | | | | | | | |
| 30. Warranty..... | | | | | | | | | | | | |
| 34. Aggregate write-ins for other lines of business..... | 0 | 0 | 0 | 0 | 0 | 0 | 0 | 0 | 0 | 0 | 0 | 0 |
| 35. TOTALS (a)..... | 2,187,275 | 2,266,583 | 0 | 1,222,436 | 2,105,475 | 2,657,776 | 6,451,345 | 0 | 49,038 | 94,991 | 216,534 | 53,782 |

DETAILS OF WRITE-INS

| | | | | | | | | | | | | |
|--|---|---|---|---|---|---|---|---|---|---|---|---|
| 3401..... | | | | | | | | | | | | |
| 3402..... | | | | | | | | | | | | |
| 3403..... | | | | | | | | | | | | |
| 3498. Summary of remaining write-ins for Line 34 from overflow page..... | 0 | 0 | 0 | 0 | 0 | 0 | 0 | 0 | 0 | 0 | 0 | 0 |
| 3499. TOTALS (Lines 3401 thru 3403 plus 3498) (Line 34 above)..... | 0 | 0 | 0 | 0 | 0 | 0 | 0 | 0 | 0 | 0 | 0 | 0 |

(a) Finance and service charges not included in Lines 1 to 35 \$.....0.

(b) For health business on indicated lines report: Number of persons insured under PPO managed care products.....0 and number of persons insured under indemnity only products.....0.

EXHIBIT OF PREMIUMS AND LOSSES (Statutory Page 14 Data)



NAIC Group Code.....0065 NAIC Company Code....10014

BUSINESS IN THE STATE OF NEVADA DURING THE YEAR

| Line of Business | Gross Premiums, Including Policy and Membership Fees, Less Return Premiums and Premiums on Policies not Taken | | 3 Dividends Paid or Credited to Policyholders on Direct Business | 4 Direct Unearned Premium Reserves | 5 Direct Losses Paid (deducting salvage) | 6 Direct Losses Incurred | 7 Direct Losses Unpaid | 8 Direct Defense and Cost Containment Expense Paid | 9 Direct Defense and Cost Containment Expense Incurred | 10 Direct Defense and Cost Containment Expense Unpaid | 11 Commissions and Brokerage Expenses | 12 Taxes, Licenses and Fees |
|--|---|-----------------------------|---|---------------------------------------|---|-----------------------------|---------------------------|---|---|--|--|--------------------------------|
| | 1 Direct Premiums Written | 2 Direct Premiums Earned | | | | | | | | | | |
| 1. Fire..... | 3,217,929 | 3,264,416 | | 1,623,231 | 1,397,318 | 681,438 | 104,055 | 12,081 | 6,824 | 1,718 | 312,993 | 77,740 |
| 2.1 Allied lines..... | 1,691,023 | 1,712,566 | | 843,416 | 1,866,883 | 237,294 | 67,046 | | (14,694) | 1,006 | 165,003 | 40,983 |
| 2.2 Multiple peril crop..... | | | | | | | | | | | | |
| 2.3 Federal flood..... | | | | | | | | | | | | |
| 2.4 Private crop..... | | | | | | | | | | | | |
| 3. Farmowners multiple peril..... | | | | | | | | | | | | |
| 4. Homeowners multiple peril..... | | | | | | | | | | | | |
| 5.1 Commercial multiple peril (non-liability portion)..... | 1,220,477 | 1,486,974 | | 493,976 | | | | | | | 128,056 | 31,806 |
| 5.2 Commercial multiple peril (liability portion)..... | | | | | | | | | | | | |
| 6. Mortgage guaranty..... | | | | | | | | | | | | |
| 8. Ocean marine..... | | | | | | | | | | | | |
| 9. Inland marine..... | 3,320,231 | 3,472,671 | | 1,758,942 | 1,060,745 | 1,343,367 | 1,465,035 | | 11,513 | 17,650 | 319,664 | 79,397 |
| 10. Financial guaranty..... | | | | | | | | | | | | |
| 11. Medical professional liability..... | | | | | | | | | | | | |
| 12. Earthquake..... | | | | | | | | | | | | |
| 13. Group accident and health (b)..... | | | | | | | | | | | | |
| 14. Credit A&H (group and individual)..... | | | | | | | | | | | | |
| 15.1 Collectively renewable A&H (b)..... | | | | | | | | | | | | |
| 15.2 Non-cancelable A&H (b)..... | | | | | | | | | | | | |
| 15.3 Guaranteed renewable A&H (b)..... | | | | | | | | | | | | |
| 15.4 Non-renewable for stated reasons only (b)..... | | | | | | | | | | | | |
| 15.5 Other accident only..... | | | | | | | | | | | | |
| 15.6 Medicare Title XVIII exempt from state taxes or fees..... | | | | | | | | | | | | |
| 15.7 All other A&H (b)..... | | | | | | | | | | | | |
| 15.8 Federal employees health benefits plan premium (b)..... | | | | | | | | | | | | |
| 16. Workers' compensation..... | | | | | | | | | | | | |
| 17.1 Other liability-occurrence..... | | | | | | | | | | | | |
| 17.2 Other liability-claims-made..... | | | | | | | | | | | | |
| 17.3 Excess workers' compensation..... | | | | | | | | | | | | |
| 18. Products liability..... | | | | | | | | | | | | |
| 19.1 Private passenger auto no-fault (personal injury protection)..... | | | | | | | | | | | | |
| 19.2 Other private passenger auto liability..... | | | | | | | | | | | | |
| 19.3 Commercial auto no-fault (personal injury protection)..... | | | | | | | | | | | | |
| 19.4 Other commercial auto liability..... | | | | | | | | | | | | |
| 21.1 Private passenger auto physical damage..... | | | | | | | | | | | | |
| 21.2 Commercial auto physical damage..... | | | | | | | | | | | | |
| 22. Aircraft (all perils)..... | | | | | | | | | | | | |
| 23. Fidelity..... | | | | | | | | | | | | |
| 24. Surety..... | | | | | | | | | | | | |
| 26. Burglary and theft..... | | | | | | | | | | | | |
| 27. Boiler and machinery..... | 688,656 | 722,666 | | 338,665 | 756,054 | (362,284) | | | (7,677) | | 68,469 | 17,006 |
| 28. Credit..... | | | | | | | | | | | | |
| 30. Warranty..... | | | | | | | | | | | | |
| 34. Aggregate write-ins for other lines of business..... | 0 | 0 | 0 | 0 | 0 | 0 | 0 | 0 | 0 | 0 | 0 | 0 |
| 35. TOTALS (a)..... | 10,138,316 | 10,659,293 | 0 | 5,058,230 | 5,080,999 | 1,899,815 | 1,636,136 | 12,081 | (4,035) | 20,374 | 994,185 | 246,933 |

DETAILS OF WRITE-INS

| | | | | | | | | | | | | |
|--|---|---|---|---|---|---|---|---|---|---|---|---|
| 3401..... | | | | | | | | | | | | |
| 3402..... | | | | | | | | | | | | |
| 3403..... | | | | | | | | | | | | |
| 3498. Summary of remaining write-ins for Line 34 from overflow page..... | 0 | 0 | 0 | 0 | 0 | 0 | 0 | 0 | 0 | 0 | 0 | 0 |
| 3499. TOTALS (Lines 3401 thru 3403 plus 3498) (Line 34 above)..... | 0 | 0 | 0 | 0 | 0 | 0 | 0 | 0 | 0 | 0 | 0 | 0 |

(a) Finance and service charges not included in Lines 1 to 35 \$.....0.

(b) For health business on indicated lines report: Number of persons insured under PPO managed care products.....0 and number of persons insured under indemnity only products.....0.

EXHIBIT OF PREMIUMS AND LOSSES (Statutory Page 14 Data)



NAIC Group Code.....0065 NAIC Company Code....10014

BUSINESS IN THE STATE OF NEW YORK DURING THE YEAR

| Line of Business | Gross Premiums, Including Policy and Membership Fees, Less Return Premiums and Premiums on Policies not Taken | | 3 Dividends Paid or Credited to Policyholders on Direct Business | 4 Direct Unearned Premium Reserves | 5 Direct Losses Paid (deducting salvage) | 6 Direct Losses Incurred | 7 Direct Losses Unpaid | 8 Direct Defense and Cost Containment Expense Paid | 9 Direct Defense and Cost Containment Expense Incurred | 10 Direct Defense and Cost Containment Expense Unpaid | 11 Commissions and Brokerage Expenses | 12 Taxes, Licenses and Fees |
|--|---|-----------------------------|---|---------------------------------------|---|-----------------------------|---------------------------|---|---|--|--|--------------------------------|
| | 1 Direct Premiums Written | 2 Direct Premiums Earned | | | | | | | | | | |
| 1. Fire..... | 34,693,637 | 34,253,219 | | 17,315,541 | 3,496,721 | 2,731,757 | 3,284,379 | 98,326 | 134,126 | 93,932 | 3,549,969 | 881,731 |
| 2.1 Allied lines..... | 19,036,646 | 19,100,278 | | 9,390,189 | 4,957,698 | 3,087,392 | 3,901,477 | 17,725 | 22,716 | 70,869 | 1,964,089 | 487,835 |
| 2.2 Multiple peril crop..... | | | | | | | | | | | | |
| 2.3 Federal flood..... | | | | | | | | | | | | |
| 2.4 Private crop..... | | | | | | | | | | | | |
| 3. Farmowners multiple peril..... | | | | | | | | | | | | |
| 4. Homeowners multiple peril..... | 37,061 | 38,519 | 6,997 | 21,546 | 5,363 | 5,363 | | | | | | 925 |
| 5.1 Commercial multiple peril (non-liability portion)..... | 2,291,144 | 2,156,870 | | 1,299,257 | 120,000 | 710,773 | 590,773 | | 9,025 | 9,025 | 230,429 | 57,233 |
| 5.2 Commercial multiple peril (liability portion)..... | | | | | | | | | | | | |
| 6. Mortgage guaranty..... | | | | | | | | | | | | |
| 8. Ocean marine..... | 3,445,843 | 3,384,164 | | 1,770,514 | 980,437 | (449,312) | 1,333,607 | 103,563 | 101,364 | 20,636 | 346,341 | 86,023 |
| 9. Inland marine..... | 16,235,904 | 16,172,931 | | 7,906,168 | 92,155,706 | 27,668,083 | 33,022,539 | 1,152,006 | 484,938 | 284,025 | 1,673,769 | 415,726 |
| 10. Financial guaranty..... | | | | | | | | | | | | |
| 11. Medical professional liability..... | | | | | | | | | | | | |
| 12. Earthquake..... | | | | | | | | | | | | |
| 13. Group accident and health (b)..... | | | | | | | | | | | | |
| 14. Credit A&H (group and individual)..... | | | | | | | | | | | | |
| 15.1 Collectively renewable A&H (b)..... | | | | | | | | | | | | |
| 15.2 Non-cancelable A&H (b)..... | | | | | | | | | | | | |
| 15.3 Guaranteed renewable A&H (b)..... | | | | | | | | | | | | |
| 15.4 Non-renewable for stated reasons only (b)..... | | | | | | | | | | | | |
| 15.5 Other accident only..... | | | | | | | | | | | | |
| 15.6 Medicare Title XVIII exempt from state taxes or fees..... | | | | | | | | | | | | |
| 15.7 All other A&H (b)..... | | | | | | | | | | | | |
| 15.8 Federal employees health benefits plan premium (b)..... | | | | | | | | | | | | |
| 16. Workers' compensation..... | | | | | 558 | (207,600) | 346,296 | | (71,435) | 138,892 | | |
| 17.1 Other liability-occurrence..... | | | | | 500,000 | (2,389,438) | 7,478,824 | 323,048 | (2,360,927) | 2,221,067 | | |
| 17.2 Other liability-claims-made..... | | | | | | | | | | | | |
| 17.3 Excess workers' compensation..... | | | | | | | | | | | | |
| 18. Products liability..... | | | | | 451,328 | 24,023,333 | 76,796,348 | 383,372 | 4,052,839 | 14,608,147 | | |
| 19.1 Private passenger auto no-fault (personal injury protection)..... | | | | | | | | | | | | |
| 19.2 Other private passenger auto liability..... | | | | | | | | | | | | |
| 19.3 Commercial auto no-fault (personal injury protection)..... | | | | | | | | | | | | |
| 19.4 Other commercial auto liability..... | | | | | | | | | | | | |
| 21.1 Private passenger auto physical damage..... | | | | | | | | | | | | |
| 21.2 Commercial auto physical damage..... | | | | | | | | | | | | |
| 22. Aircraft (all perils)..... | | | | | | | | | | | | |
| 23. Fidelity..... | | | | | 459 | 459 | | | | | | |
| 24. Surety..... | | | | | | | | | | | | |
| 26. Burglary and theft..... | | | | | | | | | | | | |
| 27. Boiler and machinery..... | 4,751,222 | 4,618,184 | | 2,461,301 | 1,808,104 | 846,510 | 577,637 | 150,206 | 147,259 | 8,703 | 481,715 | 119,647 |
| 28. Credit..... | | | | | | | | | | | | |
| 30. Warranty..... | | | | | | | | | | | | |
| 34. Aggregate write-ins for other lines of business..... | 0 | 0 | 0 | 0 | 0 | 0 | 0 | 0 | 0 | 0 | 0 | 0 |
| 35. TOTALS (a)..... | 80,491,457 | 79,724,165 | 6,997 | 40,164,516 | 104,476,375 | 56,027,321 | 127,331,878 | 2,228,246 | 2,519,904 | 17,455,296 | 8,246,312 | 2,049,119 |

DETAILS OF WRITE-INS

| | | | | | | | | | | | | |
|--|---|---|---|---|---|---|---|---|---|---|---|---|
| 3401..... | | | | | | | | | | | | |
| 3402..... | | | | | | | | | | | | |
| 3403..... | | | | | | | | | | | | |
| 3498. Summary of remaining write-ins for Line 34 from overflow page..... | 0 | 0 | 0 | 0 | 0 | 0 | 0 | 0 | 0 | 0 | 0 | 0 |
| 3499. TOTALS (Lines 3401 thru 3403 plus 3498) (Line 34 above)..... | 0 | 0 | 0 | 0 | 0 | 0 | 0 | 0 | 0 | 0 | 0 | 0 |

(a) Finance and service charges not included in Lines 1 to 35 \$.....0.

(b) For health business on indicated lines report: Number of persons insured under PPO managed care products.....0 and number of persons insured under indemnity only products.....0.

EXHIBIT OF PREMIUMS AND LOSSES (Statutory Page 14 Data)



NAIC Group Code.....0065 NAIC Company Code....10014

BUSINESS IN THE STATE OF OHIO DURING THE YEAR

| Line of Business | Gross Premiums, Including Policy and Membership Fees, Less Return Premiums and Premiums on Policies not Taken | | 3 Dividends Paid or Credited to Policyholders on Direct Business | 4 Direct Unearned Premium Reserves | 5 Direct Losses Paid (deducting salvage) | 6 Direct Losses Incurred | 7 Direct Losses Unpaid | 8 Direct Defense and Cost Containment Expense Paid | 9 Direct Defense and Cost Containment Expense Incurred | 10 Direct Defense and Cost Containment Expense Unpaid | 11 Commissions and Brokerage Expenses | 12 Taxes, Licenses and Fees |
|--|---|-----------------------------|---|---------------------------------------|---|-----------------------------|---------------------------|---|---|--|--|--------------------------------|
| | 1 Direct Premiums Written | 2 Direct Premiums Earned | | | | | | | | | | |
| 1. Fire..... | 6,811,724 | 7,285,591 | | 3,802,961 | 3,205,813 | 26,709,649 | 24,794,356 | | 558,593 | 569,572 | 714,396 | 177,439 |
| 2.1 Allied lines..... | 2,476,965 | 3,702,096 | | 1,928,406 | 2,293,856 | 1,576,409 | 267,190 | 57,947 | 49,817 | 4,007 | 370,428 | 92,006 |
| 2.2 Multiple peril crop..... | | | | | | | | | | | | |
| 2.3 Federal flood..... | | | | | | | | | | | | |
| 2.4 Private crop..... | | | | | | | | | | | | |
| 3. Farmowners multiple peril..... | | | | | | | | | | | | |
| 4. Homeowners multiple peril..... | 20,189 | 21,167 | 4,794 | 9,119 | 37,424 | 37,424 | 1 | | | | | 504 |
| 5.1 Commercial multiple peril (non-liability portion)..... | 3,605,800 | 2,846,983 | | 2,198,040 | 1,418,241 | 1,189,011 | 158,810 | | (792) | 2,426 | 388,022 | 96,376 |
| 5.2 Commercial multiple peril (liability portion)..... | | | | | | | | | | | | |
| 6. Mortgage guaranty..... | | | | | | | | | | | | |
| 8. Ocean marine..... | 398,313 | 528,972 | | 284,866 | 1,388,508 | (889,784) | 520,342 | | (15,075) | 8,052 | 40,034 | 9,944 |
| 9. Inland marine..... | 3,713,253 | 3,755,054 | | 2,038,686 | 1,102,101 | (329,797) | 452,259 | | (3,958) | 5,449 | 387,120 | 96,152 |
| 10. Financial guaranty..... | | | | | | | | | | | | |
| 11. Medical professional liability..... | | | | | | | | | | | | |
| 12. Earthquake..... | | | | | | | | | | | | |
| 13. Group accident and health (b)..... | | | | | | | | | | | | |
| 14. Credit A&H (group and individual)..... | | | | | | | | | | | | |
| 15.1 Collectively renewable A&H (b)..... | | | | | | | | | | | | |
| 15.2 Non-cancelable A&H (b)..... | | | | | | | | | | | | |
| 15.3 Guaranteed renewable A&H (b)..... | | | | | | | | | | | | |
| 15.4 Non-renewable for stated reasons only (b)..... | | | | | | | | | | | | |
| 15.5 Other accident only..... | | | | | | | | | | | | |
| 15.6 Medicare Title XVIII exempt from state taxes or fees..... | | | | | | | | | | | | |
| 15.7 All other A&H (b)..... | | | | | | | | | | | | |
| 15.8 Federal employees health benefits plan premium (b)..... | | | | | | | | | | | | |
| 16. Workers' compensation..... | | | | | 68,245 | 146,866 | 873,187 | | 48,806 | 350,217 | | |
| 17.1 Other liability-occurrence..... | | | | | 3,230 | (36,982) | 810,264 | 59,313 | (102,400) | 240,633 | | |
| 17.2 Other liability-claims-made..... | | | | | | | | | | | | |
| 17.3 Excess workers' compensation..... | | | | | | | | | | | | |
| 18. Products liability..... | | | | | 12,830 | 1,973,010 | 6,015,211 | 69,437 | 380,255 | 1,144,210 | | |
| 19.1 Private passenger auto no-fault (personal injury protection)..... | | | | | | | | | | | | |
| 19.2 Other private passenger auto liability..... | | | | | | | | | | | | |
| 19.3 Commercial auto no-fault (personal injury protection)..... | | | | | | | | | | | | |
| 19.4 Other commercial auto liability..... | | | | | | | | | | | | |
| 21.1 Private passenger auto physical damage..... | | | | | | | | | | | | |
| 21.2 Commercial auto physical damage..... | | | | | | | | | | | | |
| 22. Aircraft (all perils)..... | | | | | | | | | | | | |
| 23. Fidelity..... | | | | | | | | | | | | |
| 24. Surety..... | | | | | | | | | | | | |
| 26. Burglary and theft..... | | | | | | | | | | | | |
| 27. Boiler and machinery..... | 1,714,170 | 1,731,764 | | 963,629 | 80,308 | 594,332 | 514,026 | | 7,745 | 7,745 | 181,779 | 45,150 |
| 28. Credit..... | | | | | | | | | | | | |
| 30. Warranty..... | | | | | | | | | | | | |
| 34. Aggregate write-ins for other lines of business..... | 0 | 0 | 0 | 0 | 0 | 0 | 0 | 0 | 0 | 0 | 0 | 0 |
| 35. TOTALS (a)..... | 18,740,414 | 19,871,628 | 4,794 | 11,225,707 | 9,610,556 | 30,970,141 | 34,405,646 | 186,696 | 922,990 | 2,332,310 | 2,081,779 | 517,570 |

DETAILS OF WRITE-INS

| | | | | | | | | | | | | |
|--|---|---|---|---|---|---|---|---|---|---|---|---|
| 3401..... | | | | | | | | | | | | |
| 3402..... | | | | | | | | | | | | |
| 3403..... | | | | | | | | | | | | |
| 3498. Summary of remaining write-ins for Line 34 from overflow page..... | 0 | 0 | 0 | 0 | 0 | 0 | 0 | 0 | 0 | 0 | 0 | 0 |
| 3499. TOTALS (Lines 3401 thru 3403 plus 3498) (Line 34 above)..... | 0 | 0 | 0 | 0 | 0 | 0 | 0 | 0 | 0 | 0 | 0 | 0 |

(a) Finance and service charges not included in Lines 1 to 35 \$.....0.

(b) For health business on indicated lines report: Number of persons insured under PPO managed care products.....0 and number of persons insured under indemnity only products.....0.

EXHIBIT OF PREMIUMS AND LOSSES (Statutory Page 14 Data)



NAIC Group Code.....0065 NAIC Company Code....10014

BUSINESS IN THE STATE OF OKLAHOMA DURING THE YEAR

19

| Line of Business | Gross Premiums, Including Policy and Membership Fees, Less Return Premiums and Premiums on Policies not Taken | | 3 Dividends Paid or Credited to Policyholders on Direct Business | 4 Direct Unearned Premium Reserves | 5 Direct Losses Paid (deducting salvage) | 6 Direct Losses Incurred | 7 Direct Losses Unpaid | 8 Direct Defense and Cost Containment Expense Paid | 9 Direct Defense and Cost Containment Expense Incurred | 10 Direct Defense and Cost Containment Expense Unpaid | 11 Commissions and Brokerage Expenses | 12 Taxes, Licenses and Fees |
|--|---|-----------------------------|---|---------------------------------------|---|-----------------------------|---------------------------|---|---|--|--|--------------------------------|
| | 1 Direct Premiums Written | 2 Direct Premiums Earned | | | | | | | | | | |
| 1. Fire..... | 1,742,116 | 1,478,506 | | 924,274 | 331,808 | 287,814 | 131,658 | | 349 | 1,975 | 171,607 | 42,623 |
| 2.1 Allied lines..... | 899,744 | 770,557 | | 475,966 | | | | | | | 88,978 | 22,100 |
| 2.2 Multiple peril crop..... | | | | | | | | | | | | |
| 2.3 Federal flood..... | | | | | | | | | | | | |
| 2.4 Private crop..... | | | | | | | | | | | | |
| 3. Farmowners multiple peril..... | | | | | | | | | | | | |
| 4. Homeowners multiple peril..... | | | | | | | | | | | | |
| 5.1 Commercial multiple peril (non-liability portion)..... | 774,005 | 787,561 | | 628,410 | 178,541 | 48,941 | | (1,075) | | | 80,993 | 20,117 |
| 5.2 Commercial multiple peril (liability portion)..... | | | | | | | | | | | | |
| 6. Mortgage guaranty..... | | | | | | | | | | | | |
| 8. Ocean marine..... | 41,650 | 42,720 | | 24,305 | | | | | | | 4,186 | 1,040 |
| 9. Inland marine..... | 926,008 | 782,585 | | 503,814 | | 1,797,640 | 1,806,465 | | 21,718 | 21,764 | 92,067 | 22,867 |
| 10. Financial guaranty..... | | | | | | | | | | | | |
| 11. Medical professional liability..... | | | | | | | | | | | | |
| 12. Earthquake..... | | | | | | | | | | | | |
| 13. Group accident and health (b)..... | | | | | | | | | | | | |
| 14. Credit A&H (group and individual)..... | | | | | | | | | | | | |
| 15.1 Collectively renewable A&H (b)..... | | | | | | | | | | | | |
| 15.2 Non-cancelable A&H (b)..... | | | | | | | | | | | | |
| 15.3 Guaranteed renewable A&H (b)..... | | | | | | | | | | | | |
| 15.4 Non-renewable for stated reasons only (b)..... | | | | | | | | | | | | |
| 15.5 Other accident only..... | | | | | | | | | | | | |
| 15.6 Medicare Title XVIII exempt from state taxes or fees..... | | | | | | | | | | | | |
| 15.7 All other A&H (b)..... | | | | | | | | | | | | |
| 15.8 Federal employees health benefits plan premium (b)..... | | | | | | | | | | | | |
| 16. Workers' compensation..... | | | | | | | | | | | | |
| 17.1 Other liability-occurrence..... | | | | | | | | | | | | |
| 17.2 Other liability-claims-made..... | | | | | | | | | | | | |
| 17.3 Excess workers' compensation..... | | | | | | | | | | | | |
| 18. Products liability..... | | | | | | | | | | | | |
| 19.1 Private passenger auto no-fault (personal injury protection)..... | | | | | | | | | | | | |
| 19.2 Other private passenger auto liability..... | | | | | | | | | | | | |
| 19.3 Commercial auto no-fault (personal injury protection)..... | | | | | | | | | | | | |
| 19.4 Other commercial auto liability..... | | | | | | | | | | | | |
| 21.1 Private passenger auto physical damage..... | | | | | | | | | | | | |
| 21.2 Commercial auto physical damage..... | | | | | | | | | | | | |
| 22. Aircraft (all perils)..... | | | | | | | | | | | | |
| 23. Fidelity..... | | | | | | | | | | | | |
| 24. Surety..... | | | | | | | | | | | | |
| 26. Burglary and theft..... | | | | | | | | | | | | |
| 27. Boiler and machinery..... | 381,660 | 315,106 | | 212,840 | 24,232 | (6,728) | | (213) | | | 36,395 | 9,040 |
| 28. Credit..... | | | | | | | | | | | | |
| 30. Warranty..... | | | | | | | | | | | | |
| 34. Aggregate write-ins for other lines of business..... | 0 | 0 | 0 | 0 | 0 | 0 | 0 | 0 | 0 | 0 | 0 | 0 |
| 35. TOTALS (a)..... | 4,765,183 | 4,177,036 | 0 | 2,769,610 | 534,581 | 2,127,668 | 1,938,123 | 0 | 20,780 | 23,738 | 474,227 | 117,787 |

DETAILS OF WRITE-INS

| | | | | | | | | | | | | |
|--|---|---|---|---|---|---|---|---|---|---|---|---|
| 3401..... | | | | | | | | | | | | |
| 3402..... | | | | | | | | | | | | |
| 3403..... | | | | | | | | | | | | |
| 3498. Summary of remaining write-ins for Line 34 from overflow page..... | 0 | 0 | 0 | 0 | 0 | 0 | 0 | 0 | 0 | 0 | 0 | 0 |
| 3499. TOTALS (Lines 3401 thru 3403 plus 3498) (Line 34 above)..... | 0 | 0 | 0 | 0 | 0 | 0 | 0 | 0 | 0 | 0 | 0 | 0 |

(a) Finance and service charges not included in Lines 1 to 35 \$.....0.

(b) For health business on indicated lines report: Number of persons insured under PPO managed care products.....0 and number of persons insured under indemnity only products.....0.

EXHIBIT OF PREMIUMS AND LOSSES (Statutory Page 14 Data)



NAIC Group Code.....0065 NAIC Company Code....10014

BUSINESS IN THE STATE OF OREGON DURING THE YEAR

| Line of Business | Gross Premiums, Including Policy and Membership Fees, Less Return Premiums and Premiums on Policies not Taken | | 3 Dividends Paid or Credited to Policyholders on Direct Business | 4 Direct Unearned Premium Reserves | 5 Direct Losses Paid (deducting salvage) | 6 Direct Losses Incurred | 7 Direct Losses Unpaid | 8 Direct Defense and Cost Containment Expense Paid | 9 Direct Defense and Cost Containment Expense Incurred | 10 Direct Defense and Cost Containment Expense Unpaid | 11 Commissions and Brokerage Expenses | 12 Taxes, Licenses and Fees |
|--|---|-----------------------------|---|---------------------------------------|---|-----------------------------|---------------------------|---|---|--|--|--------------------------------|
| | 1 Direct Premiums Written | 2 Direct Premiums Earned | | | | | | | | | | |
| 1. Fire..... | 3,813,997 | 3,860,518 | | 1,916,245 | 495,137 | 122,548 | 8,392 | | (3,102) | 139 | 382,511 | 95,007 |
| 2.1 Allied lines..... | 1,978,027 | 2,002,242 | | 991,362 | 682,251 | 808,664 | 645,383 | | 4,877 | 9,679 | 198,389 | 49,275 |
| 2.2 Multiple peril crop..... | | | | | | | | | | | | |
| 2.3 Federal flood..... | | | | | | | | | | | | |
| 2.4 Private crop..... | | | | | | | | | | | | |
| 3. Farmowners multiple peril..... | | | | | | | | | | | | |
| 4. Homeowners multiple peril..... | 4,615 | 4,563 | 1,348 | 1,300 | | 5,000 | 5,000 | | | | | 115 |
| 5.1 Commercial multiple peril (non-liability portion)..... | 576,692 | 536,321 | | 310,385 | 153,662 | 153,662 | | | | | 57,812 | 14,359 |
| 5.2 Commercial multiple peril (liability portion)..... | | | | | | | | | | | | |
| 6. Mortgage guaranty..... | | | | | | | | | | | | |
| 8. Ocean marine..... | 250,587 | 245,612 | | 76,657 | 515,615 | (179,581) | 129,286 | | (4,813) | 2,001 | 25,186 | 6,256 |
| 9. Inland marine..... | 7,472,665 | 7,547,946 | | 3,780,447 | 635,961 | (100,285) | 300,683 | 1,335 | (425) | 3,623 | 746,672 | 185,456 |
| 10. Financial guaranty..... | | | | | | | | | | | | |
| 11. Medical professional liability..... | | | | | | | | | | | | |
| 12. Earthquake..... | | | | | | | | | | | | |
| 13. Group accident and health (b)..... | | | | | | | | | | | | |
| 14. Credit A&H (group and individual)..... | | | | | | | | | | | | |
| 15.1 Collectively renewable A&H (b)..... | | | | | | | | | | | | |
| 15.2 Non-cancelable A&H (b)..... | | | | | | | | | | | | |
| 15.3 Guaranteed renewable A&H (b)..... | | | | | | | | | | | | |
| 15.4 Non-renewable for stated reasons only (b)..... | | | | | | | | | | | | |
| 15.5 Other accident only..... | | | | | | | | | | | | |
| 15.6 Medicare Title XVIII exempt from state taxes or fees..... | | | | | | | | | | | | |
| 15.7 All other A&H (b)..... | | | | | | | | | | | | |
| 15.8 Federal employees health benefits plan premium (b)..... | | | | | | | | | | | | |
| 16. Workers' compensation..... | | | | | | | | | | | | |
| 17.1 Other liability-occurrence..... | | | | | | (1) | 55 | | (10) | 16 | | |
| 17.2 Other liability-claims-made..... | | | | | | | | | | | | |
| 17.3 Excess workers' compensation..... | | | | | | | | | | | | |
| 18. Products liability..... | | | | | | | | | | | | |
| 19.1 Private passenger auto no-fault (personal injury protection)..... | | | | | | | | | | | | |
| 19.2 Other private passenger auto liability..... | | | | | | | | | | | | |
| 19.3 Commercial auto no-fault (personal injury protection)..... | | | | | | | | | | | | |
| 19.4 Other commercial auto liability..... | | | | | | | | | | | | |
| 21.1 Private passenger auto physical damage..... | | | | | | | | | | | | |
| 21.2 Commercial auto physical damage..... | | | | | | | | | | | | |
| 22. Aircraft (all perils)..... | | | | | | | | | | | | |
| 23. Fidelity..... | | | | | (599) | (599) | | | | | | |
| 24. Surety..... | | | | | | | | | | | | |
| 26. Burglary and theft..... | | | | | | | | | | | | |
| 27. Boiler and machinery..... | 1,021,724 | 985,499 | | 502,049 | 715,226 | (586,343) | | | (8,935) | | 102,325 | 25,415 |
| 28. Credit..... | | | | | | | | | | | | |
| 30. Warranty..... | | | | | | | | | | | | |
| 34. Aggregate write-ins for other lines of business..... | 0 | 0 | 0 | 0 | 0 | 0 | 0 | 0 | 0 | 0 | 0 | 0 |
| 35. TOTALS (a)..... | 15,118,307 | 15,182,702 | 1,348 | 7,578,445 | 3,197,252 | 223,065 | 1,088,799 | 1,335 | (12,409) | 15,457 | 1,512,895 | 375,883 |

DETAILS OF WRITE-INS

| | | | | | | | | | | | | |
|--|---|---|---|---|---|---|---|---|---|---|---|---|
| 3401..... | | | | | | | | | | | | |
| 3402..... | | | | | | | | | | | | |
| 3403..... | | | | | | | | | | | | |
| 3498. Summary of remaining write-ins for Line 34 from overflow page..... | 0 | 0 | 0 | 0 | 0 | 0 | 0 | 0 | 0 | 0 | 0 | 0 |
| 3499. TOTALS (Lines 3401 thru 3403 plus 3498) (Line 34 above)..... | 0 | 0 | 0 | 0 | 0 | 0 | 0 | 0 | 0 | 0 | 0 | 0 |

(a) Finance and service charges not included in Lines 1 to 35 \$.....0.

(b) For health business on indicated lines report: Number of persons insured under PPO managed care products.....0 and number of persons insured under indemnity only products.....0.

EXHIBIT OF PREMIUMS AND LOSSES (Statutory Page 14 Data)



NAIC Group Code.....0065 NAIC Company Code....10014

BUSINESS IN OTHER ALIEN GRAND TOTAL DURING THE YEAR

19

| Line of Business | Gross Premiums, Including Policy and Membership Fees, Less Return Premiums and Premiums on Policies not Taken | | 3 Dividends Paid or Credited to Policyholders on Direct Business | 4 Direct Unearned Premium Reserves | 5 Direct Losses Paid (deducting salvage) | 6 Direct Losses Incurred | 7 Direct Losses Unpaid | 8 Direct Defense and Cost Containment Expense Paid | 9 Direct Defense and Cost Containment Expense Incurred | 10 Direct Defense and Cost Containment Expense Unpaid | 11 Commissions and Brokerage Expenses | 12 Taxes, Licenses and Fees |
|--|---|-----------------------------|---|---------------------------------------|---|-----------------------------|---------------------------|---|---|--|--|--------------------------------|
| | 1 Direct Premiums Written | 2 Direct Premiums Earned | | | | | | | | | | |
| 1. Fire..... | 332,203 | 373,104 | | 183,170 | | | | | | | | |
| 2.1 Allied lines..... | 203,377 | 227,992 | | 111,656 | | | | | | | | |
| 2.2 Multiple peril crop..... | | | | | | | | | | | | |
| 2.3 Federal flood..... | | | | | | | | | | | | |
| 2.4 Private crop..... | | | | | | | | | | | | |
| 3. Farmowners multiple peril..... | | | | | | | | | | | | |
| 4. Homeowners multiple peril..... | | | | | | | | | | | | |
| 5.1 Commercial multiple peril (non-liability portion)..... | 113,654 | 129,906 | | 46,701 | | | | | | | | |
| 5.2 Commercial multiple peril (liability portion)..... | | | | | | | | | | | | |
| 6. Mortgage guaranty..... | | | | | | | | | | | | |
| 8. Ocean marine..... | | | | | | | | | | | | |
| 9. Inland marine..... | 283,467 | 265,966 | | 154,666 | | | | | | | | |
| 10. Financial guaranty..... | | | | | | | | | | | | |
| 11. Medical professional liability..... | | | | | | | | | | | | |
| 12. Earthquake..... | | | | | | | | | | | | |
| 13. Group accident and health (b)..... | | | | | | | | | | | | |
| 14. Credit A&H (group and individual)..... | | | | | | | | | | | | |
| 15.1 Collectively renewable A&H (b)..... | | | | | | | | | | | | |
| 15.2 Non-cancelable A&H (b)..... | | | | | | | | | | | | |
| 15.3 Guaranteed renewable A&H (b)..... | | | | | | | | | | | | |
| 15.4 Non-renewable for stated reasons only (b)..... | | | | | | | | | | | | |
| 15.5 Other accident only..... | | | | | | | | | | | | |
| 15.6 Medicare Title XVIII exempt from state taxes or fees..... | | | | | | | | | | | | |
| 15.7 All other A&H (b)..... | | | | | | | | | | | | |
| 15.8 Federal employees health benefits plan premium (b)..... | | | | | | | | | | | | |
| 16. Workers' compensation..... | | | | | | | | | | | | |
| 17.1 Other liability-occurrence..... | | | | | | 3,599,950 | 3,600,000 | 103,507 | 6,025,630 | 5,922,257 | | |
| 17.2 Other liability-claims-made..... | | | | | | | | | | | | |
| 17.3 Excess workers' compensation..... | | | | | | | | | | | | |
| 18. Products liability..... | | | | | | | | | | | | |
| 19.1 Private passenger auto no-fault (personal injury protection)..... | | | | | | | | | | | | |
| 19.2 Other private passenger auto liability..... | | | | | | | | | | | | |
| 19.3 Commercial auto no-fault (personal injury protection)..... | | | | | | | | | | | | |
| 19.4 Other commercial auto liability..... | | | | | | | | | | | | |
| 21.1 Private passenger auto physical damage..... | | | | | | | | | | | | |
| 21.2 Commercial auto physical damage..... | | | | | | | | | | | | |
| 22. Aircraft (all perils)..... | | | | | | | | | | | | |
| 23. Fidelity..... | | | | | | | | | | | | |
| 24. Surety..... | | | | | | | | | | | | |
| 26. Burglary and theft..... | | | | | | | | | | | | |
| 27. Boiler and machinery..... | 13,328 | 12,561 | | 9,136 | | | | | | | | |
| 28. Credit..... | | | | | | | | | | | | |
| 30. Warranty..... | | | | | | | | | | | | |
| 34. Aggregate write-ins for other lines of business..... | 0 | 0 | 0 | 0 | 0 | 0 | 0 | 0 | 0 | 0 | 0 | 0 |
| 35. TOTALS (a)..... | 946,031 | 1,009,529 | 0 | 505,328 | 0 | 3,599,950 | 3,600,000 | 103,507 | 6,025,630 | 5,922,257 | 0 | 0 |

DETAILS OF WRITE-INS

| | | | | | | | | | | | | |
|--|---|---|---|---|---|---|---|---|---|---|---|---|
| 3401..... | | | | | | | | | | | | |
| 3402..... | | | | | | | | | | | | |
| 3403..... | | | | | | | | | | | | |
| 3498. Summary of remaining write-ins for Line 34 from overflow page..... | 0 | 0 | 0 | 0 | 0 | 0 | 0 | 0 | 0 | 0 | 0 | 0 |
| 3499. TOTALS (Lines 3401 thru 3403 plus 3498) (Line 34 above)..... | 0 | 0 | 0 | 0 | 0 | 0 | 0 | 0 | 0 | 0 | 0 | 0 |

(a) Finance and service charges not included in Lines 1 to 35 \$.....0.

(b) For health business on indicated lines report: Number of persons insured under PPO managed care products.....0 and number of persons insured under indemnity only products.....0.

EXHIBIT OF PREMIUMS AND LOSSES (Statutory Page 14 Data)



NAIC Group Code.....0065 NAIC Company Code....10014

BUSINESS IN THE STATE OF PENNSYLVANIA DURING THE YEAR

19

| Line of Business | Gross Premiums, Including Policy and Membership Fees, Less Return Premiums and Premiums on Policies not Taken | | 3 Dividends Paid or Credited to Policyholders on Direct Business | 4 Direct Unearned Premium Reserves | 5 Direct Losses Paid (deducting salvage) | 6 Direct Losses Incurred | 7 Direct Losses Unpaid | 8 Direct Defense and Cost Containment Expense Paid | 9 Direct Defense and Cost Containment Expense Incurred | 10 Direct Defense and Cost Containment Expense Unpaid | 11 Commissions and Brokerage Expenses | 12 Taxes, Licenses and Fees |
|--|---|-----------------------------|---|---------------------------------------|---|-----------------------------|---------------------------|---|---|--|--|--------------------------------|
| | 1 Direct Premiums Written | 2 Direct Premiums Earned | | | | | | | | | | |
| 1. Fire..... | 5,452,686 | 5,422,132 | | 2,851,900 | 2,979,852 | 2,974,687 | 100,699 | | 762 | 1,663 | 532,149 | 132,174 |
| 2.1 Allied lines..... | 2,832,798 | 2,831,314 | | 1,472,253 | 1,291,697 | 1,374,327 | 194,648 | | 1,597 | 2,919 | 275,934 | 68,536 |
| 2.2 Multiple peril crop..... | | | | | | | | | | | | |
| 2.3 Federal flood..... | | | | | | | | | | | | |
| 2.4 Private crop..... | | | | | | | | | | | | |
| 3. Farmowners multiple peril..... | | | | | | | | | | | | |
| 4. Homeowners multiple peril..... | 47,813 | 50,019 | 8,959 | 25,380 | 33,807 | 41,307 | 7,500 | | | | | 1,194 |
| 5.1 Commercial multiple peril (non-liability portion)..... | 2,064,619 | 2,631,785 | | 1,008,600 | 4,037,569 | (7,064,946) | 1,079,907 | | (84,523) | 16,497 | 203,237 | 50,479 |
| 5.2 Commercial multiple peril (liability portion)..... | | | | | | | | | | | | |
| 6. Mortgage guaranty..... | | | | | | | | | | | | |
| 8. Ocean marine..... | 575,959 | 592,340 | | 275,999 | 57,157 | 114,882 | 152,193 | | 1,574 | 2,355 | 57,889 | 14,378 |
| 9. Inland marine..... | 2,949,959 | 3,271,010 | | 1,594,952 | 2,012,101 | 1,452,899 | 645,411 | | (1,060) | 7,776 | 292,846 | 72,736 |
| 10. Financial guaranty..... | | | | | | | | | | | | |
| 11. Medical professional liability..... | | | | | | | | | | | | |
| 12. Earthquake..... | | | | | | | | | | | | |
| 13. Group accident and health (b)..... | | | | | | | | | | | | |
| 14. Credit A&H (group and individual)..... | | | | | | | | | | | | |
| 15.1 Collectively renewable A&H (b)..... | | | | | | | | | | | | |
| 15.2 Non-cancelable A&H (b)..... | | | | | | | | | | | | |
| 15.3 Guaranteed renewable A&H (b)..... | | | | | | | | | | | | |
| 15.4 Non-renewable for stated reasons only (b)..... | | | | | | | | | | | | |
| 15.5 Other accident only..... | | | | | | | | | | | | |
| 15.6 Medicare Title XVIII exempt from state taxes or fees..... | | | | | | | | | | | | |
| 15.7 All other A&H (b)..... | | | | | | | | | | | | |
| 15.8 Federal employees health benefits plan premium (b)..... | | | | | | | | | | | | |
| 16. Workers' compensation..... | | | | | | (1,151) | 4,638 | | (336) | 1,860 | | |
| 17.1 Other liability-occurrence..... | | | | | | | | | | | | |
| 17.2 Other liability-claims-made..... | | | | | | | | | | | | |
| 17.3 Excess workers' compensation..... | | | | | | | | | | | | |
| 18. Products liability..... | | | | | | 13,377 | 39,707 | 2,186 | 4,328 | 7,553 | | |
| 19.1 Private passenger auto no-fault (personal injury protection)..... | | | | | | | | | | | | |
| 19.2 Other private passenger auto liability..... | | | | | | | | | | | | |
| 19.3 Commercial auto no-fault (personal injury protection)..... | | | | | | | | | | | | |
| 19.4 Other commercial auto liability..... | | | | | | | | | | | | |
| 21.1 Private passenger auto physical damage..... | | | | | | | | | | | | |
| 21.2 Commercial auto physical damage..... | | | | | | | | | | | | |
| 22. Aircraft (all perils)..... | | | | | | | | | | | | |
| 23. Fidelity..... | | | | | 11,019 | 11,019 | | | | | | |
| 24. Surety..... | | | | | | | | | | | | |
| 26. Burglary and theft..... | | | | | | | | | | | | |
| 27. Boiler and machinery..... | 1,206,606 | 1,226,655 | | 606,525 | 66,686 | 167,599 | 191,023 | | 2,347 | 2,878 | 117,496 | 29,183 |
| 28. Credit..... | | | | | | | | | | | | |
| 30. Warranty..... | | | | | | | | | | | | |
| 34. Aggregate write-ins for other lines of business..... | 0 | 0 | 0 | 0 | 0 | 0 | 0 | 0 | 0 | 0 | 0 | 0 |
| 35. TOTALS (a)..... | 15,130,440 | 16,025,255 | 8,959 | 7,835,610 | 10,489,888 | (916,000) | 2,415,726 | 2,186 | (75,311) | 43,500 | 1,479,551 | 368,680 |

DETAILS OF WRITE-INS

| | | | | | | | | | | | | |
|--|---|---|---|---|---|---|---|---|---|---|---|---|
| 3401..... | | | | | | | | | | | | |
| 3402..... | | | | | | | | | | | | |
| 3403..... | | | | | | | | | | | | |
| 3498. Summary of remaining write-ins for Line 34 from overflow page..... | 0 | 0 | 0 | 0 | 0 | 0 | 0 | 0 | 0 | 0 | 0 | 0 |
| 3499. TOTALS (Lines 3401 thru 3403 plus 3498) (Line 34 above)..... | 0 | 0 | 0 | 0 | 0 | 0 | 0 | 0 | 0 | 0 | 0 | 0 |

(a) Finance and service charges not included in Lines 1 to 35 \$.....0.

(b) For health business on indicated lines report: Number of persons insured under PPO managed care products.....0 and number of persons insured under indemnity only products.....0.

EXHIBIT OF PREMIUMS AND LOSSES (Statutory Page 14 Data)



NAIC Group Code.....0065 NAIC Company Code....10014

BUSINESS IN PUERTO RICO DURING THE YEAR

19

| Line of Business | Gross Premiums, Including Policy and Membership Fees, Less Return Premiums and Premiums on Policies not Taken | | 3 Dividends Paid or Credited to Policyholders on Direct Business | 4 Direct Unearned Premium Reserves | 5 Direct Losses Paid (deducting salvage) | 6 Direct Losses Incurred | 7 Direct Losses Unpaid | 8 Direct Defense and Cost Containment Expense Paid | 9 Direct Defense and Cost Containment Expense Incurred | 10 Direct Defense and Cost Containment Expense Unpaid | 11 Commissions and Brokerage Expenses | 12 Taxes, Licenses and Fees |
|--|---|-----------------------------|---|---------------------------------------|---|-----------------------------|---------------------------|---|---|--|--|--------------------------------|
| | 1 Direct Premiums Written | 2 Direct Premiums Earned | | | | | | | | | | |
| 1. Fire..... | 42,002 | 63,547 | | 8,893 | | | | | | | 4,229 | 1,050 |
| 2.1 Allied lines..... | 244,894 | 216,352 | | 83,423 | | | | | | | 24,624 | 6,116 |
| 2.2 Multiple peril crop..... | | | | | | | | | | | | |
| 2.3 Federal flood..... | | | | | | | | | | | | |
| 2.4 Private crop..... | | | | | | | | | | | | |
| 3. Farmowners multiple peril..... | | | | | | | | | | | | |
| 4. Homeowners multiple peril..... | | | | | | | | | | | | |
| 5.1 Commercial multiple peril (non-liability portion)..... | 21 | 21 | | 7 | | | | | | | 2 | 1 |
| 5.2 Commercial multiple peril (liability portion)..... | | | | | | | | | | | | |
| 6. Mortgage guaranty..... | | | | | | | | | | | | |
| 8. Ocean marine..... | | 499 | | | | 23,217 | 23,217 | | 458 | 458 | | |
| 9. Inland marine..... | 112,949 | 104,366 | | 35,112 | | | | | | | 11,410 | 2,834 |
| 10. Financial guaranty..... | | | | | | | | | | | | |
| 11. Medical professional liability..... | | | | | | | | | | | | |
| 12. Earthquake..... | | | | | | | | | | | | |
| 13. Group accident and health (b)..... | | | | | | | | | | | | |
| 14. Credit A&H (group and individual)..... | | | | | | | | | | | | |
| 15.1 Collectively renewable A&H (b)..... | | | | | | | | | | | | |
| 15.2 Non-cancelable A&H (b)..... | | | | | | | | | | | | |
| 15.3 Guaranteed renewable A&H (b)..... | | | | | | | | | | | | |
| 15.4 Non-renewable for stated reasons only (b)..... | | | | | | | | | | | | |
| 15.5 Other accident only..... | | | | | | | | | | | | |
| 15.6 Medicare Title XVIII exempt from state taxes or fees..... | | | | | | | | | | | | |
| 15.7 All other A&H (b)..... | | | | | | | | | | | | |
| 15.8 Federal employees health benefits plan premium (b)..... | | | | | | | | | | | | |
| 16. Workers' compensation..... | | | | | | | | | | | | |
| 17.1 Other liability-occurrence..... | | | | | | | | | | | | |
| 17.2 Other liability-claims-made..... | | | | | | | | | | | | |
| 17.3 Excess workers' compensation..... | | | | | | | | | | | | |
| 18. Products liability..... | | | | | | | | | | | | |
| 19.1 Private passenger auto no-fault (personal injury protection)..... | | | | | | | | | | | | |
| 19.2 Other private passenger auto liability..... | | | | | | | | | | | | |
| 19.3 Commercial auto no-fault (personal injury protection)..... | | | | | | | | | | | | |
| 19.4 Other commercial auto liability..... | | | | | | | | | | | | |
| 21.1 Private passenger auto physical damage..... | | | | | | | | | | | | |
| 21.2 Commercial auto physical damage..... | | | | | | | | | | | | |
| 22. Aircraft (all perils)..... | | | | | | | | | | | | |
| 23. Fidelity..... | | | | | | | | | | | | |
| 24. Surety..... | | | | | | | | | | | | |
| 26. Burglary and theft..... | | | | | | | | | | | | |
| 27. Boiler and machinery..... | 4,177 | 3,650 | | 1,512 | | | | | | | 422 | 105 |
| 28. Credit..... | | | | | | | | | | | | |
| 30. Warranty..... | | | | | | | | | | | | |
| 34. Aggregate write-ins for other lines of business..... | 0 | 0 | 0 | 0 | 0 | 0 | 0 | 0 | 0 | 0 | 0 | 0 |
| 35. TOTALS (a)..... | 404,043 | 388,435 | 0 | 128,947 | 0 | 23,217 | 23,217 | 0 | 458 | 458 | 40,687 | 10,106 |

DETAILS OF WRITE-INS

| | | | | | | | | | | | | |
|--|---|---|---|---|---|---|---|---|---|---|---|---|
| 3401..... | | | | | | | | | | | | |
| 3402..... | | | | | | | | | | | | |
| 3403..... | | | | | | | | | | | | |
| 3498. Summary of remaining write-ins for Line 34 from overflow page..... | 0 | 0 | 0 | 0 | 0 | 0 | 0 | 0 | 0 | 0 | 0 | 0 |
| 3499. TOTALS (Lines 3401 thru 3403 plus 3498) (Line 34 above)..... | 0 | 0 | 0 | 0 | 0 | 0 | 0 | 0 | 0 | 0 | 0 | 0 |

(a) Finance and service charges not included in Lines 1 to 35 \$.....0.

(b) For health business on indicated lines report: Number of persons insured under PPO managed care products.....0 and number of persons insured under indemnity only products.....0.

EXHIBIT OF PREMIUMS AND LOSSES (Statutory Page 14 Data)



NAIC Group Code.....0065 NAIC Company Code....10014

BUSINESS IN THE STATE OF RHODE ISLAND DURING THE YEAR

| Line of Business | Gross Premiums, Including Policy and Membership Fees, Less Return Premiums and Premiums on Policies not Taken | | 3 Dividends Paid or Credited to Policyholders on Direct Business | 4 Direct Unearned Premium Reserves | 5 Direct Losses Paid (deducting salvage) | 6 Direct Losses Incurred | 7 Direct Losses Unpaid | 8 Direct Defense and Cost Containment Expense Paid | 9 Direct Defense and Cost Containment Expense Incurred | 10 Direct Defense and Cost Containment Expense Unpaid | 11 Commissions and Brokerage Expenses | 12 Taxes, Licenses and Fees |
|--|---|-----------------------------|---|---------------------------------------|---|-----------------------------|---------------------------|---|---|--|--|--------------------------------|
| | 1 Direct Premiums Written | 2 Direct Premiums Earned | | | | | | | | | | |
| 1. Fire..... | 1,295,035 | 1,247,775 | | 664,925 | 45,177 | 94,063 | 193,006 | | 1,961 | 3,187 | 141,303 | 35,096 |
| 2.1 Allied lines..... | 838,210 | 911,884 | | 419,229 | 105,230 | 292,391 | 187,161 | | 2,807 | 2,807 | 90,138 | 22,388 |
| 2.2 Multiple peril crop..... | | | | | | | | | | | | |
| 2.3 Federal flood..... | | | | | | | | | | | | |
| 2.4 Private crop..... | | | | | | | | | | | | |
| 3. Farmowners multiple peril..... | | | | | | | | | | | | |
| 4. Homeowners multiple peril..... | 461,382 | 447,762 | 100,223 | 245,586 | 135,917 | 127,917 | 500 | | | | | 11,518 |
| 5.1 Commercial multiple peril (non-liability portion)..... | 164,916 | 194,725 | | 99,840 | | | | | | | 20,812 | 5,169 |
| 5.2 Commercial multiple peril (liability portion)..... | | | | | | | | | | | | |
| 6. Mortgage guaranty..... | | | | | | | | | | | | |
| 8. Ocean marine..... | 1,674,632 | 1,296,944 | | 846,801 | 897,609 | 793,089 | 784,274 | 8,147 | 12,938 | 12,136 | 168,317 | 41,806 |
| 9. Inland marine..... | 536,811 | 532,183 | | 280,160 | 670,995 | 75,997 | 397,809 | | (359) | 4,793 | 58,220 | 14,460 |
| 10. Financial guaranty..... | | | | | | | | | | | | |
| 11. Medical professional liability..... | | | | | | | | | | | | |
| 12. Earthquake..... | | | | | | | | | | | | |
| 13. Group accident and health (b)..... | | | | | | | | | | | | |
| 14. Credit A&H (group and individual)..... | | | | | | | | | | | | |
| 15.1 Collectively renewable A&H (b)..... | | | | | | | | | | | | |
| 15.2 Non-cancelable A&H (b)..... | | | | | | | | | | | | |
| 15.3 Guaranteed renewable A&H (b)..... | | | | | | | | | | | | |
| 15.4 Non-renewable for stated reasons only (b)..... | | | | | | | | | | | | |
| 15.5 Other accident only..... | | | | | | | | | | | | |
| 15.6 Medicare Title XVIII exempt from state taxes or fees..... | | | | | | | | | | | | |
| 15.7 All other A&H (b)..... | | | | | | | | | | | | |
| 15.8 Federal employees health benefits plan premium (b)..... | | | | | | | | | | | | |
| 16. Workers' compensation..... | | | | | | | | | | | | |
| 17.1 Other liability-occurrence..... | | | | | | (22,394) | 830,898 | | (156,917) | 246,761 | | |
| 17.2 Other liability-claims-made..... | | | | | | | | | | | | |
| 17.3 Excess workers' compensation..... | | | | | | | | | | | | |
| 18. Products liability..... | | | | | | 2,841 | 8,434 | 803 | 1,258 | 1,604 | | |
| 19.1 Private passenger auto no-fault (personal injury protection)..... | | | | | | | | | | | | |
| 19.2 Other private passenger auto liability..... | | | | | | | | | | | | |
| 19.3 Commercial auto no-fault (personal injury protection)..... | | | | | | | | | | | | |
| 19.4 Other commercial auto liability..... | | | | | | | | | | | | |
| 21.1 Private passenger auto physical damage..... | | | | | | | | | | | | |
| 21.2 Commercial auto physical damage..... | | | | | | | | | | | | |
| 22. Aircraft (all perils)..... | | | | | | | | | | | | |
| 23. Fidelity..... | | | | | | | | | | | | |
| 24. Surety..... | | | | | | | | | | | | |
| 26. Burglary and theft..... | | | | | | | | | | | | |
| 27. Boiler and machinery..... | 173,394 | 180,111 | | 96,730 | | | | | | | 20,170 | 5,010 |
| 28. Credit..... | | | | | | | | | | | | |
| 30. Warranty..... | | | | | | | | | | | | |
| 34. Aggregate write-ins for other lines of business..... | 0 | 0 | 0 | 0 | 0 | 0 | 0 | 0 | 0 | 0 | 0 | 0 |
| 35. TOTALS (a)..... | 5,144,380 | 4,811,384 | 100,223 | 2,653,270 | 1,854,928 | 1,363,904 | 2,402,082 | 8,950 | (138,312) | 271,287 | 498,960 | 135,448 |

DETAILS OF WRITE-INS

| | | | | | | | | | | | | |
|--|---|---|---|---|---|---|---|---|---|---|---|---|
| 3401..... | | | | | | | | | | | | |
| 3402..... | | | | | | | | | | | | |
| 3403..... | | | | | | | | | | | | |
| 3498. Summary of remaining write-ins for Line 34 from overflow page..... | 0 | 0 | 0 | 0 | 0 | 0 | 0 | 0 | 0 | 0 | 0 | 0 |
| 3499. TOTALS (Lines 3401 thru 3403 plus 3498) (Line 34 above)..... | 0 | 0 | 0 | 0 | 0 | 0 | 0 | 0 | 0 | 0 | 0 | 0 |

(a) Finance and service charges not included in Lines 1 to 35 \$.....0.

(b) For health business on indicated lines report: Number of persons insured under PPO managed care products.....0 and number of persons insured under indemnity only products.....0.

EXHIBIT OF PREMIUMS AND LOSSES (Statutory Page 14 Data)



NAIC Group Code.....0065 NAIC Company Code....10014

BUSINESS IN THE STATE OF SOUTH CAROLINA DURING THE YEAR

19

| Line of Business | Gross Premiums, Including Policy and Membership Fees, Less Return Premiums and Premiums on Policies not Taken | | 3 Dividends Paid or Credited to Policyholders on Direct Business | 4 Direct Unearned Premium Reserves | 5 Direct Losses Paid (deducting salvage) | 6 Direct Losses Incurred | 7 Direct Losses Unpaid | 8 Direct Defense and Cost Containment Expense Paid | 9 Direct Defense and Cost Containment Expense Incurred | 10 Direct Defense and Cost Containment Expense Unpaid | 11 Commissions and Brokerage Expenses | 12 Taxes, Licenses and Fees |
|--|---|-----------------------------|---|---------------------------------------|---|-----------------------------|---------------------------|---|---|--|--|--------------------------------|
| | 1 Direct Premiums Written | 2 Direct Premiums Earned | | | | | | | | | | |
| 1. Fire..... | 1,407,082 | 1,384,744 | | 701,407 | 150,000 | 488,829 | 484,229 | | 6,758 | 7,995 | 150,598 | 37,405 |
| 2.1 Allied lines..... | 1,258,623 | 1,341,510 | | 581,492 | 40,292 | 143,553 | 103,261 | | 1,549 | 1,549 | 135,226 | 33,587 |
| 2.2 Multiple peril crop..... | | | | | | | | | | | | |
| 2.3 Federal flood..... | | | | | | | | | | | | |
| 2.4 Private crop..... | | | | | | | | | | | | |
| 3. Farmowners multiple peril..... | | | | | | | | | | | | |
| 4. Homeowners multiple peril..... | 5,440 | 5,101 | 996 | 2,990 | 6,485 | 6,485 | | | | | | 136 |
| 5.1 Commercial multiple peril (non-liability portion)..... | 371,549 | 335,552 | | 157,646 | | | | | | | 37,343 | 9,275 |
| 5.2 Commercial multiple peril (liability portion)..... | | | | | | | | | | | | |
| 6. Mortgage guaranty..... | | | | | | | | | | | | |
| 8. Ocean marine..... | 26,390 | 34,923 | | 13,157 | 41,387 | 498,359 | 515,899 | | 7,496 | 7,983 | 2,652 | 659 |
| 9. Inland marine..... | 721,927 | 736,785 | | 362,304 | 285,651 | 285,651 | | | | | 80,264 | 19,936 |
| 10. Financial guaranty..... | | | | | | | | | | | | |
| 11. Medical professional liability..... | | | | | | | | | | | | |
| 12. Earthquake..... | | | | | | | | | | | | |
| 13. Group accident and health (b)..... | | | | | | | | | | | | |
| 14. Credit A&H (group and individual)..... | | | | | | | | | | | | |
| 15.1 Collectively renewable A&H (b)..... | | | | | | | | | | | | |
| 15.2 Non-cancelable A&H (b)..... | | | | | | | | | | | | |
| 15.3 Guaranteed renewable A&H (b)..... | | | | | | | | | | | | |
| 15.4 Non-renewable for stated reasons only (b)..... | | | | | | | | | | | | |
| 15.5 Other accident only..... | | | | | | | | | | | | |
| 15.6 Medicare Title XVIII exempt from state taxes or fees..... | | | | | | | | | | | | |
| 15.7 All other A&H (b)..... | | | | | | | | | | | | |
| 15.8 Federal employees health benefits plan premium (b)..... | | | | | | | | | | | | |
| 16. Workers' compensation..... | | | | | | | | | | | | |
| 17.1 Other liability-occurrence..... | | | | | | | | | | | | |
| 17.2 Other liability-claims-made..... | | | | | | | | | | | | |
| 17.3 Excess workers' compensation..... | | | | | | | | | | | | |
| 18. Products liability..... | | | | | | 83 | 245 | 433 | 446 | 47 | | |
| 19.1 Private passenger auto no-fault (personal injury protection)..... | | | | | | | | | | | | |
| 19.2 Other private passenger auto liability..... | | | | | | | | | | | | |
| 19.3 Commercial auto no-fault (personal injury protection)..... | | | | | | | | | | | | |
| 19.4 Other commercial auto liability..... | | | | | | | | | | | | |
| 21.1 Private passenger auto physical damage..... | | | | | | | | | | | | |
| 21.2 Commercial auto physical damage..... | | | | | | | | | | | | |
| 22. Aircraft (all perils)..... | | | | | | | | | | | | |
| 23. Fidelity..... | | | | | | | | | | | | |
| 24. Surety..... | | | | | | | | | | | | |
| 26. Burglary and theft..... | | | | | | | | | | | | |
| 27. Boiler and machinery..... | 237,045 | 235,415 | | 119,612 | | | | | | | 25,767 | 6,400 |
| 28. Credit..... | | | | | | | | | | | | |
| 30. Warranty..... | | | | | | | | | | | | |
| 34. Aggregate write-ins for other lines of business..... | 0 | 0 | 0 | 0 | 0 | 0 | 0 | 0 | 0 | 0 | 0 | 0 |
| 35. TOTALS (a)..... | 4,028,056 | 4,074,032 | 996 | 1,938,606 | 523,814 | 1,422,959 | 1,103,635 | 433 | 16,248 | 17,573 | 431,850 | 107,397 |

DETAILS OF WRITE-INS

| | | | | | | | | | | | | |
|--|---|---|---|---|---|---|---|---|---|---|---|---|
| 3401..... | | | | | | | | | | | | |
| 3402..... | | | | | | | | | | | | |
| 3403..... | | | | | | | | | | | | |
| 3498. Summary of remaining write-ins for Line 34 from overflow page..... | 0 | 0 | 0 | 0 | 0 | 0 | 0 | 0 | 0 | 0 | 0 | 0 |
| 3499. TOTALS (Lines 3401 thru 3403 plus 3498) (Line 34 above)..... | 0 | 0 | 0 | 0 | 0 | 0 | 0 | 0 | 0 | 0 | 0 | 0 |

(a) Finance and service charges not included in Lines 1 to 35 \$.....0.

(b) For health business on indicated lines report: Number of persons insured under PPO managed care products.....0 and number of persons insured under indemnity only products.....0.

EXHIBIT OF PREMIUMS AND LOSSES (Statutory Page 14 Data)



NAIC Group Code.....0065 NAIC Company Code....10014

BUSINESS IN THE STATE OF SOUTH DAKOTA DURING THE YEAR

19

| Line of Business | Gross Premiums, Including Policy and Membership Fees, Less Return Premiums and Premiums on Policies not Taken | | 3 Dividends Paid or Credited to Policyholders on Direct Business | 4 Direct Unearned Premium Reserves | 5 Direct Losses Paid (deducting salvage) | 6 Direct Losses Incurred | 7 Direct Losses Unpaid | 8 Direct Defense and Cost Containment Expense Paid | 9 Direct Defense and Cost Containment Expense Incurred | 10 Direct Defense and Cost Containment Expense Unpaid | 11 Commissions and Brokerage Expenses | 12 Taxes, Licenses and Fees |
|--|---|-----------------------------|---|---------------------------------------|---|-----------------------------|---------------------------|---|---|--|--|--------------------------------|
| | 1 Direct Premiums Written | 2 Direct Premiums Earned | | | | | | | | | | |
| 1. Fire..... | 246,362 | 330,294 | | 106,647 | | | | | | | 24,589 | 6,107 |
| 2.1 Allied lines..... | 127,742 | 171,260 | | 55,298 | 155,868 | (10,469) | | | (1,539) | | 12,750 | 3,167 |
| 2.2 Multiple peril crop..... | | | | | | | | | | | | |
| 2.3 Federal flood..... | | | | | | | | | | | | |
| 2.4 Private crop..... | | | | | | | | | | | | |
| 3. Farmowners multiple peril..... | | | | | | | | | | | | |
| 4. Homeowners multiple peril..... | | | | | | | | | | | | |
| 5.1 Commercial multiple peril (non-liability portion)..... | 65,049 | 70,927 | | 35,567 | | | | | | | 6,528 | 1,621 |
| 5.2 Commercial multiple peril (liability portion)..... | | | | | | | | | | | | |
| 6. Mortgage guaranty..... | | | | | | | | | | | | |
| 8. Ocean marine..... | | 28,901 | | | | | | | | | | |
| 9. Inland marine..... | 125,947 | 235,435 | | 57,970 | | 123,458 | 123,458 | | 1,487 | 1,487 | 12,595 | 3,128 |
| 10. Financial guaranty..... | | | | | | | | | | | | |
| 11. Medical professional liability..... | | | | | | | | | | | | |
| 12. Earthquake..... | | | | | | | | | | | | |
| 13. Group accident and health (b)..... | | | | | | | | | | | | |
| 14. Credit A&H (group and individual)..... | | | | | | | | | | | | |
| 15.1 Collectively renewable A&H (b)..... | | | | | | | | | | | | |
| 15.2 Non-cancelable A&H (b)..... | | | | | | | | | | | | |
| 15.3 Guaranteed renewable A&H (b)..... | | | | | | | | | | | | |
| 15.4 Non-renewable for stated reasons only (b)..... | | | | | | | | | | | | |
| 15.5 Other accident only..... | | | | | | | | | | | | |
| 15.6 Medicare Title XVIII exempt from state taxes or fees..... | | | | | | | | | | | | |
| 15.7 All other A&H (b)..... | | | | | | | | | | | | |
| 15.8 Federal employees health benefits plan premium (b)..... | | | | | | | | | | | | |
| 16. Workers' compensation..... | | | | | | | | | | | | |
| 17.1 Other liability-occurrence..... | | | | | | | | | | | | |
| 17.2 Other liability-claims-made..... | | | | | | | | | | | | |
| 17.3 Excess workers' compensation..... | | | | | | | | | | | | |
| 18. Products liability..... | | | | | | | | | | | | |
| 19.1 Private passenger auto no-fault (personal injury protection)..... | | | | | | | | | | | | |
| 19.2 Other private passenger auto liability..... | | | | | | | | | | | | |
| 19.3 Commercial auto no-fault (personal injury protection)..... | | | | | | | | | | | | |
| 19.4 Other commercial auto liability..... | | | | | | | | | | | | |
| 21.1 Private passenger auto physical damage..... | | | | | | | | | | | | |
| 21.2 Commercial auto physical damage..... | | | | | | | | | | | | |
| 22. Aircraft (all perils)..... | | | | | | | | | | | | |
| 23. Fidelity..... | | | | | | | | | | | | |
| 24. Surety..... | | | | | | | | | | | | |
| 26. Burglary and theft..... | | | | | | | | | | | | |
| 27. Boiler and machinery..... | 70,604 | 104,039 | | 31,472 | | | | | | | 7,796 | 1,936 |
| 28. Credit..... | | | | | | | | | | | | |
| 30. Warranty..... | | | | | | | | | | | | |
| 34. Aggregate write-ins for other lines of business..... | 0 | 0 | 0 | 0 | 0 | 0 | 0 | 0 | 0 | 0 | 0 | 0 |
| 35. TOTALS (a)..... | 635,704 | 940,857 | 0 | 286,954 | 155,868 | 112,989 | 123,458 | 0 | (52) | 1,487 | 64,257 | 15,960 |

DETAILS OF WRITE-INS

| | | | | | | | | | | | | |
|--|---|---|---|---|---|---|---|---|---|---|---|---|
| 3401..... | | | | | | | | | | | | |
| 3402..... | | | | | | | | | | | | |
| 3403..... | | | | | | | | | | | | |
| 3498. Summary of remaining write-ins for Line 34 from overflow page..... | 0 | 0 | 0 | 0 | 0 | 0 | 0 | 0 | 0 | 0 | 0 | 0 |
| 3499. TOTALS (Lines 3401 thru 3403 plus 3498) (Line 34 above)..... | 0 | 0 | 0 | 0 | 0 | 0 | 0 | 0 | 0 | 0 | 0 | 0 |

(a) Finance and service charges not included in Lines 1 to 35 \$.....0.

(b) For health business on indicated lines report: Number of persons insured under PPO managed care products.....0 and number of persons insured under indemnity only products.....0.

EXHIBIT OF PREMIUMS AND LOSSES (Statutory Page 14 Data)



NAIC Group Code.....0065 NAIC Company Code....10014

BUSINESS IN THE STATE OF TENNESSEE DURING THE YEAR

| Line of Business | Gross Premiums, Including Policy and Membership Fees, Less Return Premiums and Premiums on Policies not Taken | | 3 Dividends Paid or Credited to Policyholders on Direct Business | 4 Direct Unearned Premium Reserves | 5 Direct Losses Paid (deducting salvage) | 6 Direct Losses Incurred | 7 Direct Losses Unpaid | 8 Direct Defense and Cost Containment Expense Paid | 9 Direct Defense and Cost Containment Expense Incurred | 10 Direct Defense and Cost Containment Expense Unpaid | 11 Commissions and Brokerage Expenses | 12 Taxes, Licenses and Fees |
|--|---|-----------------------------|---|---------------------------------------|---|-----------------------------|---------------------------|---|---|--|--|--------------------------------|
| | 1 Direct Premiums Written | 2 Direct Premiums Earned | | | | | | | | | | |
| 1. Fire..... | 4,703,241 | 4,454,745 | | 2,318,180 | 4,337,054 | 25,128,346 | 22,570,807 | | 357,515 | 372,653 | 466,088 | 115,765 |
| 2.1 Allied lines..... | 2,434,289 | 2,309,530 | | 1,191,175 | 1,195,615 | 1,282,306 | 638,929 | | 4,472 | 9,582 | 241,678 | 60,027 |
| 2.2 Multiple peril crop..... | | | | | | | | | | | | |
| 2.3 Federal flood..... | | | | | | | | | | | | |
| 2.4 Private crop..... | | | | | | | | | | | | |
| 3. Farmowners multiple peril..... | | | | | | | | | | | | |
| 4. Homeowners multiple peril..... | | | | | | | | | | | | |
| 5.1 Commercial multiple peril (non-liability portion)..... | 1,257,878 | 1,269,437 | | 515,829 | 2,048,396 | 2,048,396 | 0 | | | | 130,084 | 32,310 |
| 5.2 Commercial multiple peril (liability portion)..... | | | | | | | | | | | | |
| 6. Mortgage guaranty..... | | | | | | | | | | | | |
| 8. Ocean marine..... | 333,971 | 337,459 | | 169,919 | 407,243 | 454,398 | 1,671,887 | | 12,444 | 25,870 | 33,567 | 8,337 |
| 9. Inland marine..... | 5,000,650 | 4,850,619 | | 2,602,019 | 243,781 | 1,150,454 | 967,088 | | 11,338 | 11,651 | 504,484 | 125,302 |
| 10. Financial guaranty..... | | | | | | | | | | | | |
| 11. Medical professional liability..... | | | | | | | | | | | | |
| 12. Earthquake..... | | | | | | | | | | | | |
| 13. Group accident and health (b)..... | | | | | | | | | | | | |
| 14. Credit A&H (group and individual)..... | | | | | | | | | | | | |
| 15.1 Collectively renewable A&H (b)..... | | | | | | | | | | | | |
| 15.2 Non-cancelable A&H (b)..... | | | | | | | | | | | | |
| 15.3 Guaranteed renewable A&H (b)..... | | | | | | | | | | | | |
| 15.4 Non-renewable for stated reasons only (b)..... | | | | | | | | | | | | |
| 15.5 Other accident only..... | | | | | | | | | | | | |
| 15.6 Medicare Title XVIII exempt from state taxes or fees..... | | | | | | | | | | | | |
| 15.7 All other A&H (b)..... | | | | | | | | | | | | |
| 15.8 Federal employees health benefits plan premium (b)..... | | | | | | | | | | | | |
| 16. Workers' compensation..... | | | | | | | | | | | | |
| 17.1 Other liability-occurrence..... | | | | | | | | | | | | |
| 17.2 Other liability-claims-made..... | | | | | | | | | | | | |
| 17.3 Excess workers' compensation..... | | | | | | | | | | | | |
| 18. Products liability..... | | | | | | | | | | | | |
| 19.1 Private passenger auto no-fault (personal injury protection)..... | | | | | | | | | | | | |
| 19.2 Other private passenger auto liability..... | | | | | | | | | | | | |
| 19.3 Commercial auto no-fault (personal injury protection)..... | | | | | | | | | | | | |
| 19.4 Other commercial auto liability..... | | | | | | | | | | | | |
| 21.1 Private passenger auto physical damage..... | | | | | | | | | | | | |
| 21.2 Commercial auto physical damage..... | | | | | | | | | | | | |
| 22. Aircraft (all perils)..... | | | | | | | | | | | | |
| 23. Fidelity..... | | | | | | | | | | | | |
| 24. Surety..... | | | | | | | | | | | | |
| 26. Burglary and theft..... | | | | | | | | | | | | |
| 27. Boiler and machinery..... | 889,861 | 879,201 | | 400,849 | 228,655 | 199,591 | | | (200) | | 89,144 | 22,141 |
| 28. Credit..... | | | | | | | | | | | | |
| 30. Warranty..... | | | | | | | | | | | | |
| 34. Aggregate write-ins for other lines of business..... | 0 | 0 | 0 | 0 | 0 | 0 | 0 | 0 | 0 | 0 | 0 | 0 |
| 35. TOTALS (a)..... | 14,619,890 | 14,100,991 | 0 | 7,197,971 | 8,460,744 | 30,263,491 | 25,848,711 | 0 | 385,569 | 419,757 | 1,465,045 | 363,883 |

DETAILS OF WRITE-INS

| | | | | | | | | | | | | |
|--|---|---|---|---|---|---|---|---|---|---|---|---|
| 3401..... | | | | | | | | | | | | |
| 3402..... | | | | | | | | | | | | |
| 3403..... | | | | | | | | | | | | |
| 3498. Summary of remaining write-ins for Line 34 from overflow page..... | 0 | 0 | 0 | 0 | 0 | 0 | 0 | 0 | 0 | 0 | 0 | 0 |
| 3499. TOTALS (Lines 3401 thru 3403 plus 3498) (Line 34 above)..... | 0 | 0 | 0 | 0 | 0 | 0 | 0 | 0 | 0 | 0 | 0 | 0 |

(a) Finance and service charges not included in Lines 1 to 35 \$.....0.

(b) For health business on indicated lines report: Number of persons insured under PPO managed care products.....0 and number of persons insured under indemnity only products.....0.

EXHIBIT OF PREMIUMS AND LOSSES (Statutory Page 14 Data)



NAIC Group Code.....0065 NAIC Company Code....10014

BUSINESS IN THE STATE OF TEXAS DURING THE YEAR

| Line of Business | Gross Premiums, Including Policy and Membership Fees, Less Return Premiums and Premiums on Policies not Taken | | 3 Dividends Paid or Credited to Policyholders on Direct Business | 4 Direct Unearned Premium Reserves | 5 Direct Losses Paid (deducting salvage) | 6 Direct Losses Incurred | 7 Direct Losses Unpaid | 8 Direct Defense and Cost Containment Expense Paid | 9 Direct Defense and Cost Containment Expense Incurred | 10 Direct Defense and Cost Containment Expense Unpaid | 11 Commissions and Brokerage Expenses | 12 Taxes, Licenses and Fees |
|--|---|-----------------------------|---|---------------------------------------|---|-----------------------------|---------------------------|---|---|--|--|--------------------------------|
| | 1 Direct Premiums Written | 2 Direct Premiums Earned | | | | | | | | | | |
| 1. Fire..... | 17,021,149 | 16,214,651 | | 8,527,377 | 3,905,745 | 520,030 | 471,707 | | (25,027) | 7,788 | 1,733,122 | 430,468 |
| 2.1 Allied lines..... | 13,872,239 | 14,114,974 | | 6,400,562 | 8,717,773 | 16,666,511 | 14,607,262 | 4,821 | 162,276 | 219,070 | 1,420,456 | 352,809 |
| 2.2 Multiple peril crop..... | | | | | | | | | | | | |
| 2.3 Federal flood..... | | | | | | | | | | | | |
| 2.4 Private crop..... | | | | | | | | | | | | |
| 3. Farmowners multiple peril..... | | | | | | | | | | | | |
| 4. Homeowners multiple peril..... | | | | | | | | | | | | |
| 5.1 Commercial multiple peril (non-liability portion)..... | 14,143,400 | 14,200,632 | | 7,978,780 | 3,329,702 | 7,420,822 | 7,223,559 | | 84,373 | 110,348 | 1,429,514 | 355,058 |
| 5.2 Commercial multiple peril (liability portion)..... | | | | | | | | | | | | |
| 6. Mortgage guaranty..... | | | | | | | | | | | | |
| 8. Ocean marine..... | 498,845 | 428,328 | | 235,762 | 108,114 | (180,021) | 397,291 | | 484 | 6,148 | 50,139 | 12,453 |
| 9. Inland marine..... | 8,841,825 | 8,744,925 | | 4,579,577 | 5,736,378 | 1,197,863 | 1,288,844 | 136,141 | 121,424 | 15,528 | 899,353 | 223,379 |
| 10. Financial guaranty..... | | | | | | | | | | | | |
| 11. Medical professional liability..... | | | | | | | | | | | | |
| 12. Earthquake..... | | | | | | | | | | | | |
| 13. Group accident and health (b)..... | | | | | | | | | | | | |
| 14. Credit A&H (group and individual)..... | | | | | | | | | | | | |
| 15.1 Collectively renewable A&H (b)..... | | | | | | | | | | | | |
| 15.2 Non-cancelable A&H (b)..... | | | | | | | | | | | | |
| 15.3 Guaranteed renewable A&H (b)..... | | | | | | | | | | | | |
| 15.4 Non-renewable for stated reasons only (b)..... | | | | | | | | | | | | |
| 15.5 Other accident only..... | | | | | | | | | | | | |
| 15.6 Medicare Title XVIII exempt from state taxes or fees..... | | | | | | | | | | | | |
| 15.7 All other A&H (b)..... | | | | | | | | | | | | |
| 15.8 Federal employees health benefits plan premium (b)..... | | | | | | | | | | | | |
| 16. Workers' compensation..... | | | | | | | | | | | | |
| 17.1 Other liability-occurrence..... | | | | | | | | | | | | |
| 17.2 Other liability-claims-made..... | | | | | | | | | | | | |
| 17.3 Excess workers' compensation..... | | | | | | | | | | | | |
| 18. Products liability..... | | | | | | 77 | 230 | 51,062 | 51,075 | 44 | | |
| 19.1 Private passenger auto no-fault (personal injury protection)..... | | | | | | | | | | | | |
| 19.2 Other private passenger auto liability..... | | | | | | | | | | | | |
| 19.3 Commercial auto no-fault (personal injury protection)..... | | | | | | | | | | | | |
| 19.4 Other commercial auto liability..... | | | | | | | | | | | | |
| 21.1 Private passenger auto physical damage..... | | | | | | | | | | | | |
| 21.2 Commercial auto physical damage..... | | | | | | | | | | | | |
| 22. Aircraft (all perils)..... | | | | | | | | | | | | |
| 23. Fidelity..... | | | | | | | | | | | | |
| 24. Surety..... | | | | | | | | | | | | |
| 26. Burglary and theft..... | | | | | | | | | | | | |
| 27. Boiler and machinery..... | 3,238,146 | 3,210,167 | | 1,749,025 | 1,310,999 | 107,753 | 335,479 | | (5,509) | 5,054 | 330,001 | 81,965 |
| 28. Credit..... | | | | | | | | | | | | |
| 30. Warranty..... | | | | | | | | | | | | |
| 34. Aggregate write-ins for other lines of business..... | 0 | 0 | 0 | 0 | 0 | 0 | 0 | 0 | 0 | 0 | 0 | 0 |
| 35. TOTALS (a)..... | 57,615,604 | 56,913,677 | 0 | 29,471,084 | 23,108,710 | 25,733,037 | 24,324,371 | 192,024 | 389,094 | 363,980 | 5,862,585 | 1,456,131 |

DETAILS OF WRITE-INS

| | | | | | | | | | | | | |
|--|---|---|---|---|---|---|---|---|---|---|---|---|
| 3401..... | | | | | | | | | | | | |
| 3402..... | | | | | | | | | | | | |
| 3403..... | | | | | | | | | | | | |
| 3498. Summary of remaining write-ins for Line 34 from overflow page..... | 0 | 0 | 0 | 0 | 0 | 0 | 0 | 0 | 0 | 0 | 0 | 0 |
| 3499. TOTALS (Lines 3401 thru 3403 plus 3498) (Line 34 above)..... | 0 | 0 | 0 | 0 | 0 | 0 | 0 | 0 | 0 | 0 | 0 | 0 |

(a) Finance and service charges not included in Lines 1 to 35 \$.....0.

(b) For health business on indicated lines report: Number of persons insured under PPO managed care products.....0 and number of persons insured under indemnity only products.....0.

EXHIBIT OF PREMIUMS AND LOSSES (Statutory Page 14 Data)



NAIC Group Code.....0065 NAIC Company Code....10014

BUSINESS IN THE STATE OF UTAH DURING THE YEAR

19

| Line of Business | Gross Premiums, Including Policy and Membership Fees, Less Return Premiums and Premiums on Policies not Taken | | 3 Dividends Paid or Credited to Policyholders on Direct Business | 4 Direct Unearned Premium Reserves | 5 Direct Losses Paid (deducting salvage) | 6 Direct Losses Incurred | 7 Direct Losses Unpaid | 8 Direct Defense and Cost Containment Expense Paid | 9 Direct Defense and Cost Containment Expense Incurred | 10 Direct Defense and Cost Containment Expense Unpaid | 11 Commissions and Brokerage Expenses | 12 Taxes, Licenses and Fees |
|--|---|-----------------------------|---|---------------------------------------|---|-----------------------------|---------------------------|---|---|--|--|--------------------------------|
| | 1 Direct Premiums Written | 2 Direct Premiums Earned | | | | | | | | | | |
| 1. Fire..... | 3,318,420 | 3,202,319 | | 1,844,642 | 74,594 | (6,865) | | | (693) | | 341,750 | 84,883 |
| 2.1 Allied lines..... | 1,725,930 | 1,660,833 | | 934,585 | (86,846) | (173,341) | | (3,954) | (4,755) | | 177,204 | 44,013 |
| 2.2 Multiple peril crop..... | | | | | | | | | | | | |
| 2.3 Federal flood..... | | | | | | | | | | | | |
| 2.4 Private crop..... | | | | | | | | | | | | |
| 3. Farmowners multiple peril..... | | | | | | | | | | | | |
| 4. Homeowners multiple peril..... | | | | | | | | | | | | |
| 5.1 Commercial multiple peril (non-liability portion)..... | 344,736 | 469,301 | | 138,709 | | | | | | | 34,643 | 8,604 |
| 5.2 Commercial multiple peril (liability portion)..... | | | | | | | | | | | | |
| 6. Mortgage guaranty..... | | | | | | | | | | | | |
| 8. Ocean marine..... | | 40,128 | | | | | | | | | | |
| 9. Inland marine..... | 5,270,902 | 5,046,879 | | 2,663,967 | 131,826 | (19,882) | 313,748 | | 1,364 | 3,780 | 530,065 | 131,656 |
| 10. Financial guaranty..... | | | | | | | | | | | | |
| 11. Medical professional liability..... | | | | | | | | | | | | |
| 12. Earthquake..... | | | | | | | | | | | | |
| 13. Group accident and health (b)..... | | | | | | | | | | | | |
| 14. Credit A&H (group and individual)..... | | | | | | | | | | | | |
| 15.1 Collectively renewable A&H (b)..... | | | | | | | | | | | | |
| 15.2 Non-cancelable A&H (b)..... | | | | | | | | | | | | |
| 15.3 Guaranteed renewable A&H (b)..... | | | | | | | | | | | | |
| 15.4 Non-renewable for stated reasons only (b)..... | | | | | | | | | | | | |
| 15.5 Other accident only..... | | | | | | | | | | | | |
| 15.6 Medicare Title XVIII exempt from state taxes or fees..... | | | | | | | | | | | | |
| 15.7 All other A&H (b)..... | | | | | | | | | | | | |
| 15.8 Federal employees health benefits plan premium (b)..... | | | | | | | | | | | | |
| 16. Workers' compensation..... | | | | | | | | | | | | |
| 17.1 Other liability-occurrence..... | | | | | | | | | | | | |
| 17.2 Other liability-claims-made..... | | | | | | | | | | | | |
| 17.3 Excess workers' compensation..... | | | | | | | | | | | | |
| 18. Products liability..... | | | | | | | | | | | | |
| 19.1 Private passenger auto no-fault (personal injury protection)..... | | | | | | | | | | | | |
| 19.2 Other private passenger auto liability..... | | | | | | | | | | | | |
| 19.3 Commercial auto no-fault (personal injury protection)..... | | | | | | | | | | | | |
| 19.4 Other commercial auto liability..... | | | | | | | | | | | | |
| 21.1 Private passenger auto physical damage..... | | | | | | | | | | | | |
| 21.2 Commercial auto physical damage..... | | | | | | | | | | | | |
| 22. Aircraft (all perils)..... | | | | | | | | | | | | |
| 23. Fidelity..... | | | | | | | | | | | | |
| 24. Surety..... | | | | | | | | | | | | |
| 26. Burglary and theft..... | | | | | | | | | | | | |
| 27. Boiler and machinery..... | 596,490 | 580,479 | | 298,765 | 33,247 | 128,969 | 95,722 | | 1,442 | 1,442 | 60,735 | 15,085 |
| 28. Credit..... | | | | | | | | | | | | |
| 30. Warranty..... | | | | | | | | | | | | |
| 34. Aggregate write-ins for other lines of business..... | 0 | 0 | 0 | 0 | 0 | 0 | 0 | 0 | 0 | 0 | 0 | 0 |
| 35. TOTALS (a)..... | 11,256,478 | 10,999,938 | 0 | 5,880,668 | 152,821 | (71,119) | 409,470 | (3,954) | (2,641) | 5,222 | 1,144,395 | 284,241 |

DETAILS OF WRITE-INS

| | | | | | | | | | | | | |
|--|---|---|---|---|---|---|---|---|---|---|---|---|
| 3401..... | | | | | | | | | | | | |
| 3402..... | | | | | | | | | | | | |
| 3403..... | | | | | | | | | | | | |
| 3498. Summary of remaining write-ins for Line 34 from overflow page..... | 0 | 0 | 0 | 0 | 0 | 0 | 0 | 0 | 0 | 0 | 0 | 0 |
| 3499. TOTALS (Lines 3401 thru 3403 plus 3498) (Line 34 above)..... | 0 | 0 | 0 | 0 | 0 | 0 | 0 | 0 | 0 | 0 | 0 | 0 |

(a) Finance and service charges not included in Lines 1 to 35 \$.....0.

(b) For health business on indicated lines report: Number of persons insured under PPO managed care products.....0 and number of persons insured under indemnity only products.....0.

EXHIBIT OF PREMIUMS AND LOSSES (Statutory Page 14 Data)



NAIC Group Code.....0065 NAIC Company Code....10014

BUSINESS IN THE STATE OF VIRGINIA DURING THE YEAR

| Line of Business | Gross Premiums, Including Policy and Membership Fees, Less Return Premiums and Premiums on Policies not Taken | | 3 Dividends Paid or Credited to Policyholders on Direct Business | 4 Direct Unearned Premium Reserves | 5 Direct Losses Paid (deducting salvage) | 6 Direct Losses Incurred | 7 Direct Losses Unpaid | 8 Direct Defense and Cost Containment Expense Paid | 9 Direct Defense and Cost Containment Expense Incurred | 10 Direct Defense and Cost Containment Expense Unpaid | 11 Commissions and Brokerage Expenses | 12 Taxes, Licenses and Fees |
|--|---|-----------------------------|---|---------------------------------------|---|-----------------------------|---------------------------|---|---|--|--|--------------------------------|
| | 1 Direct Premiums Written | 2 Direct Premiums Earned | | | | | | | | | | |
| 1. Fire..... | 4,709,350 | 4,258,891 | | 2,484,753 | 2,200,771 | 3,445,186 | 1,935,477 | 1,748 | 27,948 | 32,944 | 481,514 | 119,597 |
| 2.1 Allied lines..... | 2,637,136 | 2,391,638 | | 1,400,668 | 670,310 | 971,045 | 387,230 | | 5,007 | 5,807 | 262,741 | 65,259 |
| 2.2 Multiple peril crop..... | | | | | | | | | | | | |
| 2.3 Federal flood..... | | | | | | | | | | | | |
| 2.4 Private crop..... | | | | | | | | | | | | |
| 3. Farmowners multiple peril..... | | | | | | | | | | | | |
| 4. Homeowners multiple peril..... | 15,636 | 16,354 | 4,517 | 7,734 | | | | | | | | 390 |
| 5.1 Commercial multiple peril (non-liability portion)..... | 151,618 | 162,621 | | 96,739 | 175,000 | 223,210 | 825,811 | | 6,167 | 12,615 | 15,144 | 3,761 |
| 5.2 Commercial multiple peril (liability portion)..... | | | | | | | | | | | | |
| 6. Mortgage guaranty..... | | | | | | | | | | | | |
| 8. Ocean marine..... | 391,277 | 433,478 | | 87,701 | 194,766 | (319,065) | 13,865 | | (4,146) | 215 | 39,327 | 9,768 |
| 9. Inland marine..... | 2,110,715 | 1,854,723 | | 1,139,415 | 613,940 | 841,935 | 514,600 | 7,162 | 11,864 | 6,200 | 214,733 | 53,335 |
| 10. Financial guaranty..... | | | | | | | | | | | | |
| 11. Medical professional liability..... | | | | | | | | | | | | |
| 12. Earthquake..... | | | | | | | | | | | | |
| 13. Group accident and health (b)..... | | | | | | | | | | | | |
| 14. Credit A&H (group and individual)..... | | | | | | | | | | | | |
| 15.1 Collectively renewable A&H (b)..... | | | | | | | | | | | | |
| 15.2 Non-cancelable A&H (b)..... | | | | | | | | | | | | |
| 15.3 Guaranteed renewable A&H (b)..... | | | | | | | | | | | | |
| 15.4 Non-renewable for stated reasons only (b)..... | | | | | | | | | | | | |
| 15.5 Other accident only..... | | | | | | | | | | | | |
| 15.6 Medicare Title XVIII exempt from state taxes or fees..... | | | | | | | | | | | | |
| 15.7 All other A&H (b)..... | | | | | | | | | | | | |
| 15.8 Federal employees health benefits plan premium (b)..... | | | | | | | | | | | | |
| 16. Workers' compensation..... | | | | | | | | | | | | |
| 17.1 Other liability-occurrence..... | | | | | | | | | | | | |
| 17.2 Other liability-claims-made..... | | | | | | | | | | | | |
| 17.3 Excess workers' compensation..... | | | | | | | | | | | | |
| 18. Products liability..... | | | | | | | | | | | | |
| 19.1 Private passenger auto no-fault (personal injury protection)..... | | | | | | | | | | | | |
| 19.2 Other private passenger auto liability..... | | | | | | | | | | | | |
| 19.3 Commercial auto no-fault (personal injury protection)..... | | | | | | | | | | | | |
| 19.4 Other commercial auto liability..... | | | | | | | | | | | | |
| 21.1 Private passenger auto physical damage..... | | | | | | | | | | | | |
| 21.2 Commercial auto physical damage..... | | | | | | | | | | | | |
| 22. Aircraft (all perils)..... | | | | | | | | | | | | |
| 23. Fidelity..... | | | | | | | | | | | | |
| 24. Surety..... | | | | | | | | | | | | |
| 26. Burglary and theft..... | | | | | | | | | | | | |
| 27. Boiler and machinery..... | 734,991 | 688,623 | | 404,235 | 3,663,528 | 7,502,420 | 3,852,427 | | 57,999 | 58,042 | 74,892 | 18,602 |
| 28. Credit..... | | | | | | | | | | | | |
| 30. Warranty..... | | | | | | | | | | | | |
| 34. Aggregate write-ins for other lines of business..... | 0 | 0 | 0 | 0 | 0 | 0 | 0 | 0 | 0 | 0 | 0 | 0 |
| 35. TOTALS (a)..... | 10,750,723 | 9,806,327 | 4,517 | 5,621,245 | 7,518,315 | 12,664,730 | 7,529,409 | 8,910 | 104,839 | 115,823 | 1,088,351 | 270,712 |

DETAILS OF WRITE-INS

| | | | | | | | | | | | | |
|--|---|---|---|---|---|---|---|---|---|---|---|---|
| 3401..... | | | | | | | | | | | | |
| 3402..... | | | | | | | | | | | | |
| 3403..... | | | | | | | | | | | | |
| 3498. Summary of remaining write-ins for Line 34 from overflow page..... | 0 | 0 | 0 | 0 | 0 | 0 | 0 | 0 | 0 | 0 | 0 | 0 |
| 3499. TOTALS (Lines 3401 thru 3403 plus 3498) (Line 34 above)..... | 0 | 0 | 0 | 0 | 0 | 0 | 0 | 0 | 0 | 0 | 0 | 0 |

(a) Finance and service charges not included in Lines 1 to 35 \$.....0.

(b) For health business on indicated lines report: Number of persons insured under PPO managed care products.....0 and number of persons insured under indemnity only products.....0.

EXHIBIT OF PREMIUMS AND LOSSES (Statutory Page 14 Data)



NAIC Group Code.....0065 NAIC Company Code....10014

BUSINESS IN U.S. VIRGIN ISLANDS DURING THE YEAR

19

| Line of Business | Gross Premiums, Including Policy and Membership Fees, Less Return Premiums and Premiums on Policies not Taken | | 3 Dividends Paid or Credited to Policyholders on Direct Business | 4 Direct Unearned Premium Reserves | 5 Direct Losses Paid (deducting salvage) | 6 Direct Losses Incurred | 7 Direct Losses Unpaid | 8 Direct Defense and Cost Containment Expense Paid | 9 Direct Defense and Cost Containment Expense Incurred | 10 Direct Defense and Cost Containment Expense Unpaid | 11 Commissions and Brokerage Expenses | 12 Taxes, Licenses and Fees |
|--|---|-----------------------------|---|---------------------------------------|---|-----------------------------|---------------------------|---|---|--|--|--------------------------------|
| | 1 Direct Premiums Written | 2 Direct Premiums Earned | | | | | | | | | | |
| 1. Fire..... | 975 | 915 | | 305 | | | | | | | 98 | 24 |
| 2.1 Allied lines..... | 4,087 | 3,853 | | 1,344 | | | | | | | 411 | 102 |
| 2.2 Multiple peril crop..... | | | | | | | | | | | | |
| 2.3 Federal flood..... | | | | | | | | | | | | |
| 2.4 Private crop..... | | | | | | | | | | | | |
| 3. Farmowners multiple peril..... | | | | | | | | | | | | |
| 4. Homeowners multiple peril..... | | | | | | | | | | | | |
| 5.1 Commercial multiple peril (non-liability portion)..... | | | | | | | | | | | | |
| 5.2 Commercial multiple peril (liability portion)..... | | | | | | | | | | | | |
| 6. Mortgage guaranty..... | | | | | | | | | | | | |
| 8. Ocean marine..... | | | | | | | | | | | | |
| 9. Inland marine..... | 355 | 373 | | 108 | | | | | | | 36 | 9 |
| 10. Financial guaranty..... | | | | | | | | | | | | |
| 11. Medical professional liability..... | | | | | | | | | | | | |
| 12. Earthquake..... | | | | | | | | | | | | |
| 13. Group accident and health (b)..... | | | | | | | | | | | | |
| 14. Credit A&H (group and individual)..... | | | | | | | | | | | | |
| 15.1 Collectively renewable A&H (b)..... | | | | | | | | | | | | |
| 15.2 Non-cancelable A&H (b)..... | | | | | | | | | | | | |
| 15.3 Guaranteed renewable A&H (b)..... | | | | | | | | | | | | |
| 15.4 Non-renewable for stated reasons only (b)..... | | | | | | | | | | | | |
| 15.5 Other accident only..... | | | | | | | | | | | | |
| 15.6 Medicare Title XVIII exempt from state taxes or fees..... | | | | | | | | | | | | |
| 15.7 All other A&H (b)..... | | | | | | | | | | | | |
| 15.8 Federal employees health benefits plan premium (b)..... | | | | | | | | | | | | |
| 16. Workers' compensation..... | | | | | | | | | | | | |
| 17.1 Other liability-occurrence..... | | | | | | | | | | | | |
| 17.2 Other liability-claims-made..... | | | | | | | | | | | | |
| 17.3 Excess workers' compensation..... | | | | | | | | | | | | |
| 18. Products liability..... | | | | | | | | | | | | |
| 19.1 Private passenger auto no-fault (personal injury protection)..... | | | | | | | | | | | | |
| 19.2 Other private passenger auto liability..... | | | | | | | | | | | | |
| 19.3 Commercial auto no-fault (personal injury protection)..... | | | | | | | | | | | | |
| 19.4 Other commercial auto liability..... | | | | | | | | | | | | |
| 21.1 Private passenger auto physical damage..... | | | | | | | | | | | | |
| 21.2 Commercial auto physical damage..... | | | | | | | | | | | | |
| 22. Aircraft (all perils)..... | | | | | | | | | | | | |
| 23. Fidelity..... | | | | | | | | | | | | |
| 24. Surety..... | | | | | | | | | | | | |
| 26. Burglary and theft..... | | | | | | | | | | | | |
| 27. Boiler and machinery..... | 151 | 146 | | 38 | | | | | | | 15 | 4 |
| 28. Credit..... | | | | | | | | | | | | |
| 30. Warranty..... | | | | | | | | | | | | |
| 34. Aggregate write-ins for other lines of business..... | 0 | 0 | 0 | 0 | 0 | 0 | 0 | 0 | 0 | 0 | 0 | 0 |
| 35. TOTALS (a)..... | 5,568 | 5,286 | 0 | 1,795 | 0 | 0 | 0 | 0 | 0 | 0 | 560 | 139 |

DETAILS OF WRITE-INS

| | | | | | | | | | | | | |
|--|---|---|---|---|---|---|---|---|---|---|---|---|
| 3401. | | | | | | | | | | | | |
| 3402. | | | | | | | | | | | | |
| 3403. | | | | | | | | | | | | |
| 3498. Summary of remaining write-ins for Line 34 from overflow page..... | 0 | 0 | 0 | 0 | 0 | 0 | 0 | 0 | 0 | 0 | 0 | 0 |
| 3499. TOTALS (Lines 3401 thru 3403 plus 3498) (Line 34 above)..... | 0 | 0 | 0 | 0 | 0 | 0 | 0 | 0 | 0 | 0 | 0 | 0 |

(a) Finance and service charges not included in Lines 1 to 35 \$.....0.

(b) For health business on indicated lines report: Number of persons insured under PPO managed care products.....0 and number of persons insured under indemnity only products.....0.

EXHIBIT OF PREMIUMS AND LOSSES (Statutory Page 14 Data)



NAIC Group Code.....0065 NAIC Company Code....10014

BUSINESS IN THE STATE OF VERMONT DURING THE YEAR

19

| Line of Business | Gross Premiums, Including Policy and Membership Fees, Less Return Premiums and Premiums on Policies not Taken | | 3 Dividends Paid or Credited to Policyholders on Direct Business | 4 Direct Unearned Premium Reserves | 5 Direct Losses Paid (deducting salvage) | 6 Direct Losses Incurred | 7 Direct Losses Unpaid | 8 Direct Defense and Cost Containment Expense Paid | 9 Direct Defense and Cost Containment Expense Incurred | 10 Direct Defense and Cost Containment Expense Unpaid | 11 Commissions and Brokerage Expenses | 12 Taxes, Licenses and Fees |
|--|---|-----------------------------|---|---------------------------------------|---|-----------------------------|---------------------------|---|---|--|--|--------------------------------|
| | 1 Direct Premiums Written | 2 Direct Premiums Earned | | | | | | | | | | |
| 1. Fire..... | 419,474 | 410,868 | | 304,193 | 8,402 | 8,402 | | | | | 42,763 | 10,621 |
| 2.1 Allied lines..... | 218,013 | 213,920 | | 156,250 | | | | | | | 22,147 | 5,501 |
| 2.2 Multiple peril crop..... | | | | | | | | | | | | |
| 2.3 Federal flood..... | | | | | | | | | | | | |
| 2.4 Private crop..... | | | | | | | | | | | | |
| 3. Farmowners multiple peril..... | | | | | | | | | | | | |
| 4. Homeowners multiple peril..... | 2,415 | 2,379 | 135 | 925 | | | | | | | | 60 |
| 5.1 Commercial multiple peril (non-liability portion)..... | 11,013 | 18,016 | | 3,855 | | | | | | | 1,143 | 284 |
| 5.2 Commercial multiple peril (liability portion)..... | | | | | | | | | | | | |
| 6. Mortgage guaranty..... | | | | | | | | | | | | |
| 8. Ocean marine..... | | | | | | | | | | | | |
| 9. Inland marine..... | 148,249 | 154,692 | | 105,283 | | 6,859 | 6,859 | | 83 | 83 | 15,053 | 3,739 |
| 10. Financial guaranty..... | | | | | | | | | | | | |
| 11. Medical professional liability..... | | | | | | | | | | | | |
| 12. Earthquake..... | | | | | | | | | | | | |
| 13. Group accident and health (b)..... | | | | | | | | | | | | |
| 14. Credit A&H (group and individual)..... | | | | | | | | | | | | |
| 15.1 Collectively renewable A&H (b)..... | | | | | | | | | | | | |
| 15.2 Non-cancelable A&H (b)..... | | | | | | | | | | | | |
| 15.3 Guaranteed renewable A&H (b)..... | | | | | | | | | | | | |
| 15.4 Non-renewable for stated reasons only (b)..... | | | | | | | | | | | | |
| 15.5 Other accident only..... | | | | | | | | | | | | |
| 15.6 Medicare Title XVIII exempt from state taxes or fees..... | | | | | | | | | | | | |
| 15.7 All other A&H (b)..... | | | | | | | | | | | | |
| 15.8 Federal employees health benefits plan premium (b)..... | | | | | | | | | | | | |
| 16. Workers' compensation..... | | | | | | | | | | | | |
| 17.1 Other liability-occurrence..... | | | | | | | | | | | | |
| 17.2 Other liability-claims-made..... | | | | | | | | | | | | |
| 17.3 Excess workers' compensation..... | | | | | | | | | | | | |
| 18. Products liability..... | | | | | | | | | | | | |
| 19.1 Private passenger auto no-fault (personal injury protection)..... | | | | | | | | | | | | |
| 19.2 Other private passenger auto liability..... | | | | | | | | | | | | |
| 19.3 Commercial auto no-fault (personal injury protection)..... | | | | | | | | | | | | |
| 19.4 Other commercial auto liability..... | | | | | | | | | | | | |
| 21.1 Private passenger auto physical damage..... | | | | | | | | | | | | |
| 21.2 Commercial auto physical damage..... | | | | | | | | | | | | |
| 22. Aircraft (all perils)..... | | | | | | | | | | | | |
| 23. Fidelity..... | | | | | | | | | | | | |
| 24. Surety..... | | | | | | | | | | | | |
| 26. Burglary and theft..... | | | | | | | | | | | | |
| 27. Boiler and machinery..... | 106,491 | 95,498 | | 74,296 | | | | | | | 10,723 | 2,663 |
| 28. Credit..... | | | | | | | | | | | | |
| 30. Warranty..... | | | | | | | | | | | | |
| 34. Aggregate write-ins for other lines of business..... | 0 | 0 | 0 | 0 | 0 | 0 | 0 | 0 | 0 | 0 | 0 | 0 |
| 35. TOTALS (a)..... | 905,655 | 895,373 | 135 | 644,802 | 8,402 | 15,260 | 6,859 | 0 | 83 | 83 | 91,830 | 22,869 |

DETAILS OF WRITE-INS

| | | | | | | | | | | | | |
|--|---|---|---|---|---|---|---|---|---|---|---|---|
| 3401..... | | | | | | | | | | | | |
| 3402..... | | | | | | | | | | | | |
| 3403..... | | | | | | | | | | | | |
| 3498. Summary of remaining write-ins for Line 34 from overflow page..... | 0 | 0 | 0 | 0 | 0 | 0 | 0 | 0 | 0 | 0 | 0 | 0 |
| 3499. TOTALS (Lines 3401 thru 3403 plus 3498) (Line 34 above)..... | 0 | 0 | 0 | 0 | 0 | 0 | 0 | 0 | 0 | 0 | 0 | 0 |

(a) Finance and service charges not included in Lines 1 to 35 \$.....0.

(b) For health business on indicated lines report: Number of persons insured under PPO managed care products.....0 and number of persons insured under indemnity only products.....0.

EXHIBIT OF PREMIUMS AND LOSSES (Statutory Page 14 Data)



NAIC Group Code.....0065 NAIC Company Code....10014

BUSINESS IN THE STATE OF WASHINGTON DURING THE YEAR

| Line of Business | Gross Premiums, Including Policy and Membership Fees, Less Return Premiums and Premiums on Policies not Taken | | 3 Dividends Paid or Credited to Policyholders on Direct Business | 4 Direct Unearned Premium Reserves | 5 Direct Losses Paid (deducting salvage) | 6 Direct Losses Incurred | 7 Direct Losses Unpaid | 8 Direct Defense and Cost Containment Expense Paid | 9 Direct Defense and Cost Containment Expense Incurred | 10 Direct Defense and Cost Containment Expense Unpaid | 11 Commissions and Brokerage Expenses | 12 Taxes, Licenses and Fees |
|--|---|-----------------------------|---|---------------------------------------|---|-----------------------------|---------------------------|---|---|--|--|--------------------------------|
| | 1 Direct Premiums Written | 2 Direct Premiums Earned | | | | | | | | | | |
| 1. Fire..... | 11,534,409 | 11,311,004 | | 6,339,451 | 1,682,464 | 3,808,071 | 3,208,540 | 43,762 | 52,974 | 1,089,803 | 270,682 | |
| 2.1 Allied lines..... | 5,938,875 | 5,869,646 | | 3,178,001 | 979,187 | 2,594,796 | 2,447,292 | 29,007 | 36,703 | 566,250 | 140,643 | |
| 2.2 Multiple peril crop..... | | | | | | | | | | | | |
| 2.3 Federal flood..... | | | | | | | | | | | | |
| 2.4 Private crop..... | | | | | | | | | | | | |
| 3. Farmowners multiple peril..... | | | | | | | | | | | | |
| 4. Homeowners multiple peril..... | 19,965 | 19,729 | 5,537 | 9,117 | 4,165 | 4,165 | | | | | 498 | |
| 5.1 Commercial multiple peril (non-liability portion)..... | 1,244,791 | 1,216,823 | | 461,546 | | 902,040 | 902,040 | 13,780 | 13,780 | 124,362 | 30,889 | |
| 5.2 Commercial multiple peril (liability portion)..... | | | | | | | | | | | | |
| 6. Mortgage guaranty..... | | | | | | | | | | | | |
| 8. Ocean marine..... | 15,000 | 203,366 | | 5,625 | 100,486 | (131,796) | 10,203 | (1,846) | 158 | 1,508 | 374 | |
| 9. Inland marine..... | 23,279,710 | 23,211,183 | | 12,384,731 | 4,831,591 | 4,852,737 | 2,726,781 | 18,809 | 32,852 | 2,226,467 | 553,003 | |
| 10. Financial guaranty..... | | | | | | | | | | | | |
| 11. Medical professional liability..... | | | | | | | | | | | | |
| 12. Earthquake..... | | | | | | | | | | | | |
| 13. Group accident and health (b)..... | | | | | | | | | | | | |
| 14. Credit A&H (group and individual)..... | | | | | | | | | | | | |
| 15.1 Collectively renewable A&H (b)..... | | | | | | | | | | | | |
| 15.2 Non-cancelable A&H (b)..... | | | | | | | | | | | | |
| 15.3 Guaranteed renewable A&H (b)..... | | | | | | | | | | | | |
| 15.4 Non-renewable for stated reasons only (b)..... | | | | | | | | | | | | |
| 15.5 Other accident only..... | | | | | | | | | | | | |
| 15.6 Medicare Title XVIII exempt from state taxes or fees..... | | | | | | | | | | | | |
| 15.7 All other A&H (b)..... | | | | | | | | | | | | |
| 15.8 Federal employees health benefits plan premium (b)..... | | | | | | | | | | | | |
| 16. Workers' compensation..... | | | | | | (57,446) | 231,475 | (16,760) | 92,840 | | | |
| 17.1 Other liability-occurrence..... | | | | | | (2) | 89 | 6,704 | 6,688 | 26 | | |
| 17.2 Other liability-claims-made..... | | | | | | | | | | | | |
| 17.3 Excess workers' compensation..... | | | | | | | | | | | | |
| 18. Products liability..... | | | | | | 3 | 8 | | 0 | 1 | | |
| 19.1 Private passenger auto no-fault (personal injury protection)..... | | | | | | | | | | | | |
| 19.2 Other private passenger auto liability..... | | | | | | | | | | | | |
| 19.3 Commercial auto no-fault (personal injury protection)..... | | | | | | | | | | | | |
| 19.4 Other commercial auto liability..... | | | | | | | | | | | | |
| 21.1 Private passenger auto physical damage..... | | | | | | | | | | | | |
| 21.2 Commercial auto physical damage..... | | | | | | | | | | | | |
| 22. Aircraft (all perils)..... | | | | | | | | | | | | |
| 23. Fidelity..... | | | | | | | | | | | | |
| 24. Surety..... | | | | | | | | | | | | |
| 26. Burglary and theft..... | | | | | | | | | | | | |
| 27. Boiler and machinery..... | 2,196,909 | 2,158,375 | | 1,180,271 | 1,026,261 | 2,849,024 | 2,120,986 | 29,908 | 31,956 | 211,146 | 52,444 | |
| 28. Credit..... | | | | | | | | | | | | |
| 30. Warranty..... | | | | | | | | | | | | |
| 34. Aggregate write-ins for other lines of business..... | 0 | 0 | 0 | 0 | 0 | 0 | 0 | 0 | 0 | 0 | 0 | |
| 35. TOTALS (a)..... | 44,229,659 | 43,990,128 | 5,537 | 23,558,743 | 8,624,154 | 14,821,593 | 11,647,415 | 6,704 | 123,348 | 261,290 | 4,219,536 | 1,048,534 |

DETAILS OF WRITE-INS

| | | | | | | | | | | | | |
|--|---|---|---|---|---|---|---|---|---|---|---|---|
| 3401..... | | | | | | | | | | | | |
| 3402..... | | | | | | | | | | | | |
| 3403..... | | | | | | | | | | | | |
| 3498. Summary of remaining write-ins for Line 34 from overflow page..... | 0 | 0 | 0 | 0 | 0 | 0 | 0 | 0 | 0 | 0 | 0 | 0 |
| 3499. TOTALS (Lines 3401 thru 3403 plus 3498) (Line 34 above)..... | 0 | 0 | 0 | 0 | 0 | 0 | 0 | 0 | 0 | 0 | 0 | 0 |

(a) Finance and service charges not included in Lines 1 to 35 \$.....0.

(b) For health business on indicated lines report: Number of persons insured under PPO managed care products.....0 and number of persons insured under indemnity only products.....0.

EXHIBIT OF PREMIUMS AND LOSSES (Statutory Page 14 Data)



NAIC Group Code.....0065 NAIC Company Code....10014

BUSINESS IN THE STATE OF WISCONSIN DURING THE YEAR

| Line of Business | Gross Premiums, Including Policy and Membership Fees, Less Return Premiums and Premiums on Policies not Taken | | 3 Dividends Paid or Credited to Policyholders on Direct Business | 4 Direct Unearned Premium Reserves | 5 Direct Losses Paid (deducting salvage) | 6 Direct Losses Incurred | 7 Direct Losses Unpaid | 8 Direct Defense and Cost Containment Expense Paid | 9 Direct Defense and Cost Containment Expense Incurred | 10 Direct Defense and Cost Containment Expense Unpaid | 11 Commissions and Brokerage Expenses | 12 Taxes, Licenses and Fees |
|--|---|-----------------------------|---|---------------------------------------|---|-----------------------------|---------------------------|---|---|--|--|--------------------------------|
| | 1 Direct Premiums Written | 2 Direct Premiums Earned | | | | | | | | | | |
| 1. Fire..... | 2,545,227 | 2,777,911 | | 1,280,984 | 7,547,781 | 1,175,141 | | | (54,213) | | 271,607 | 67,461 |
| 2.1 Allied lines..... | 1,333,785 | 1,441,582 | | 659,320 | 79,043 | 1,382,716 | 1,303,674 | | 19,552 | 19,552 | 140,852 | 34,984 |
| 2.2 Multiple peril crop..... | | | | | | | | | | | | |
| 2.3 Federal flood..... | | | | | | | | | | | | |
| 2.4 Private crop..... | | | | | | | | | | | | |
| 3. Farmowners multiple peril..... | | | | | | | | | | | | |
| 4. Homeowners multiple peril..... | 3,628 | 4,183 | 925 | 1,019 | 793 | (957) | | | | | | 91 |
| 5.1 Commercial multiple peril (non-liability portion)..... | 1,586,852 | 1,707,590 | | 1,080,196 | | | | | | | 180,125 | 44,739 |
| 5.2 Commercial multiple peril (liability portion)..... | | | | | | | | | | | | |
| 6. Mortgage guaranty..... | | | | | | | | | | | | |
| 8. Ocean marine..... | 404,079 | 418,670 | | 122,448 | 448,425 | 343,324 | 920,716 | | 5,770 | 14,247 | 40,614 | 10,088 |
| 9. Inland marine..... | 1,251,872 | 1,253,502 | | 659,675 | 197,690 | (70,092) | 34,294 | | (1,155) | 413 | 125,876 | 31,265 |
| 10. Financial guaranty..... | | | | | | | | | | | | |
| 11. Medical professional liability..... | | | | | | | | | | | | |
| 12. Earthquake..... | | | | | | | | | | | | |
| 13. Group accident and health (b)..... | | | | | | | | | | | | |
| 14. Credit A&H (group and individual)..... | | | | | | | | | | | | |
| 15.1 Collectively renewable A&H (b)..... | | | | | | | | | | | | |
| 15.2 Non-cancelable A&H (b)..... | | | | | | | | | | | | |
| 15.3 Guaranteed renewable A&H (b)..... | | | | | | | | | | | | |
| 15.4 Non-renewable for stated reasons only (b)..... | | | | | | | | | | | | |
| 15.5 Other accident only..... | | | | | | | | | | | | |
| 15.6 Medicare Title XVIII exempt from state taxes or fees..... | | | | | | | | | | | | |
| 15.7 All other A&H (b)..... | | | | | | | | | | | | |
| 15.8 Federal employees health benefits plan premium (b)..... | | | | | | | | | | | | |
| 16. Workers' compensation..... | | | | | | | | | | | | |
| 17.1 Other liability-occurrence..... | | | | | | (2) | 78 | | (15) | 23 | | |
| 17.2 Other liability-claims-made..... | | | | | | | | | | | | |
| 17.3 Excess workers' compensation..... | | | | | | | | | | | | |
| 18. Products liability..... | | | | | | 1,059 | 3,143 | 588 | 758 | 598 | | |
| 19.1 Private passenger auto no-fault (personal injury protection)..... | | | | | | | | | | | | |
| 19.2 Other private passenger auto liability..... | | | | | | | | | | | | |
| 19.3 Commercial auto no-fault (personal injury protection)..... | | | | | | | | | | | | |
| 19.4 Other commercial auto liability..... | | | | | | | | | | | | |
| 21.1 Private passenger auto physical damage..... | | | | | | | | | | | | |
| 21.2 Commercial auto physical damage..... | | | | | | | | | | | | |
| 22. Aircraft (all perils)..... | | | | | | | | | | | | |
| 23. Fidelity..... | | | | | | | | | | | | |
| 24. Surety..... | | | | | | | | | | | | |
| 26. Burglary and theft..... | | | | | | | | | | | | |
| 27. Boiler and machinery..... | 989,192 | 1,004,668 | | 518,602 | 3,529 | (2,789) | | | (43) | | 104,906 | 26,056 |
| 28. Credit..... | | | | | | | | | | | | |
| 30. Warranty..... | | | | | | | | | | | | |
| 34. Aggregate write-ins for other lines of business..... | 0 | 0 | 0 | 0 | 0 | 0 | 0 | 0 | 0 | 0 | 0 | 0 |
| 35. TOTALS (a)..... | 8,114,636 | 8,608,107 | 925 | 4,322,244 | 8,277,261 | 2,828,400 | 2,261,905 | 588 | (29,346) | 34,833 | 863,980 | 214,683 |

DETAILS OF WRITE-INS

| | | | | | | | | | | | | |
|--|---|---|---|---|---|---|---|---|---|---|---|---|
| 3401..... | | | | | | | | | | | | |
| 3402..... | | | | | | | | | | | | |
| 3403..... | | | | | | | | | | | | |
| 3498. Summary of remaining write-ins for Line 34 from overflow page..... | 0 | 0 | 0 | 0 | 0 | 0 | 0 | 0 | 0 | 0 | 0 | 0 |
| 3499. TOTALS (Lines 3401 thru 3403 plus 3498) (Line 34 above)..... | 0 | 0 | 0 | 0 | 0 | 0 | 0 | 0 | 0 | 0 | 0 | 0 |

(a) Finance and service charges not included in Lines 1 to 35 \$.....0.

(b) For health business on indicated lines report: Number of persons insured under PPO managed care products.....0 and number of persons insured under indemnity only products.....0.

EXHIBIT OF PREMIUMS AND LOSSES (Statutory Page 14 Data)



NAIC Group Code.....0065 NAIC Company Code....10014

BUSINESS IN THE STATE OF WEST VIRGINIA DURING THE YEAR

19

| Line of Business | Gross Premiums, Including Policy and Membership Fees, Less Return Premiums and Premiums on Policies not Taken | | 3 Dividends Paid or Credited to Policyholders on Direct Business | 4 Direct Unearned Premium Reserves | 5 Direct Losses Paid (deducting salvage) | 6 Direct Losses Incurred | 7 Direct Losses Unpaid | 8 Direct Defense and Cost Containment Expense Paid | 9 Direct Defense and Cost Containment Expense Incurred | 10 Direct Defense and Cost Containment Expense Unpaid | 11 Commissions and Brokerage Expenses | 12 Taxes, Licenses and Fees |
|--|---|-----------------------------|---|---------------------------------------|---|-----------------------------|---------------------------|---|---|--|--|--------------------------------|
| | 1 Direct Premiums Written | 2 Direct Premiums Earned | | | | | | | | | | |
| 1. Fire..... | 130,100 | 137,322 | | 82,870 | | | | | | | 17,408 | 4,324 |
| 2.1 Allied lines..... | 67,614 | 71,394 | | 42,982 | | | | | | | 9,042 | 2,246 |
| 2.2 Multiple peril crop..... | | | | | | | | | | | | |
| 2.3 Federal flood..... | | | | | | | | | | | | |
| 2.4 Private crop..... | | | | | | | | | | | | |
| 3. Farmowners multiple peril..... | | | | | | | | | | | | |
| 4. Homeowners multiple peril..... | | | | | | | | | | | | |
| 5.1 Commercial multiple peril (non-liability portion)..... | 10,127 | 10,325 | | 6,636 | | | | | | | 1,044 | 259 |
| 5.2 Commercial multiple peril (liability portion)..... | | | | | | | | | | | | |
| 6. Mortgage guaranty..... | | | | | | | | | | | | |
| 8. Ocean marine..... | | | | | | | | | | | | |
| 9. Inland marine..... | 86,023 | 90,010 | | 46,248 | | | | | | | 10,463 | 2,599 |
| 10. Financial guaranty..... | | | | | | | | | | | | |
| 11. Medical professional liability..... | | | | | | | | | | | | |
| 12. Earthquake..... | | | | | | | | | | | | |
| 13. Group accident and health (b)..... | | | | | | | | | | | | |
| 14. Credit A&H (group and individual)..... | | | | | | | | | | | | |
| 15.1 Collectively renewable A&H (b)..... | | | | | | | | | | | | |
| 15.2 Non-cancelable A&H (b)..... | | | | | | | | | | | | |
| 15.3 Guaranteed renewable A&H (b)..... | | | | | | | | | | | | |
| 15.4 Non-renewable for stated reasons only (b)..... | | | | | | | | | | | | |
| 15.5 Other accident only..... | | | | | | | | | | | | |
| 15.6 Medicare Title XVIII exempt from state taxes or fees..... | | | | | | | | | | | | |
| 15.7 All other A&H (b)..... | | | | | | | | | | | | |
| 15.8 Federal employees health benefits plan premium (b)..... | | | | | | | | | | | | |
| 16. Workers' compensation..... | | | | | | | | | | | | |
| 17.1 Other liability-occurrence..... | | | | | | | | | | | | |
| 17.2 Other liability-claims-made..... | | | | | | | | | | | | |
| 17.3 Excess workers' compensation..... | | | | | | | | | | | | |
| 18. Products liability..... | | | | | | | | | | | | |
| 19.1 Private passenger auto no-fault (personal injury protection)..... | | | | | | | | | | | | |
| 19.2 Other private passenger auto liability..... | | | | | | | | | | | | |
| 19.3 Commercial auto no-fault (personal injury protection)..... | | | | | | | | | | | | |
| 19.4 Other commercial auto liability..... | | | | | | | | | | | | |
| 21.1 Private passenger auto physical damage..... | | | | | | | | | | | | |
| 21.2 Commercial auto physical damage..... | | | | | | | | | | | | |
| 22. Aircraft (all perils)..... | | | | | | | | | | | | |
| 23. Fidelity..... | | | | | | | | | | | | |
| 24. Surety..... | | | | | | | | | | | | |
| 26. Burglary and theft..... | | | | | | | | | | | | |
| 27. Boiler and machinery..... | 35,443 | 34,490 | | 24,857 | | | | | | | 4,859 | 1,207 |
| 28. Credit..... | | | | | | | | | | | | |
| 30. Warranty..... | | | | | | | | | | | | |
| 34. Aggregate write-ins for other lines of business..... | 0 | 0 | 0 | 0 | 0 | 0 | 0 | 0 | 0 | 0 | 0 | 0 |
| 35. TOTALS (a)..... | 329,307 | 343,540 | 0 | 203,593 | 0 | 0 | 0 | 0 | 0 | 0 | 42,817 | 10,635 |

DETAILS OF WRITE-INS

| | | | | | | | | | | | | |
|--|---|---|---|---|---|---|---|---|---|---|---|---|
| 3401..... | | | | | | | | | | | | |
| 3402..... | | | | | | | | | | | | |
| 3403..... | | | | | | | | | | | | |
| 3498. Summary of remaining write-ins for Line 34 from overflow page..... | 0 | 0 | 0 | 0 | 0 | 0 | 0 | 0 | 0 | 0 | 0 | 0 |
| 3499. TOTALS (Lines 3401 thru 3403 plus 3498) (Line 34 above)..... | 0 | 0 | 0 | 0 | 0 | 0 | 0 | 0 | 0 | 0 | 0 | 0 |

(a) Finance and service charges not included in Lines 1 to 35 \$.....0.

(b) For health business on indicated lines report: Number of persons insured under PPO managed care products.....0 and number of persons insured under indemnity only products.....0.

EXHIBIT OF PREMIUMS AND LOSSES (Statutory Page 14 Data)



NAIC Group Code.....0065 NAIC Company Code....10014

BUSINESS IN THE STATE OF WYOMING DURING THE YEAR

19

| Line of Business | Gross Premiums, Including Policy and Membership Fees, Less Return Premiums and Premiums on Policies not Taken | | 3 Dividends Paid or Credited to Policyholders on Direct Business | 4 Direct Unearned Premium Reserves | 5 Direct Losses Paid (deducting salvage) | 6 Direct Losses Incurred | 7 Direct Losses Unpaid | 8 Direct Defense and Cost Containment Expense Paid | 9 Direct Defense and Cost Containment Expense Incurred | 10 Direct Defense and Cost Containment Expense Unpaid | 11 Commissions and Brokerage Expenses | 12 Taxes, Licenses and Fees |
|--|---|-----------------------------|---|---------------------------------------|---|-----------------------------|---------------------------|---|---|--|--|--------------------------------|
| | 1 Direct Premiums Written | 2 Direct Premiums Earned | | | | | | | | | | |
| 1. Fire..... | 326,716 | 287,774 | | 177,254 | | | | | | | 30,688 | 7,622 |
| 2.1 Allied lines..... | 162,161 | 148,661 | | 82,662 | 263,449 | 263,449 | | | | | 15,913 | 3,952 |
| 2.2 Multiple peril crop..... | | | | | | | | | | | | |
| 2.3 Federal flood..... | | | | | | | | | | | | |
| 2.4 Private crop..... | | | | | | | | | | | | |
| 3. Farmowners multiple peril..... | | | | | | | | | | | | |
| 4. Homeowners multiple peril..... | | | | | | | | | | | | |
| 5.1 Commercial multiple peril (non-liability portion)..... | 14,624 | 16,297 | | 9,195 | | | | | | | 1,464 | 364 |
| 5.2 Commercial multiple peril (liability portion)..... | | | | | | | | | | | | |
| 6. Mortgage guaranty..... | | | | | | | | | | | | |
| 8. Ocean marine..... | | | | | | | | | | | | |
| 9. Inland marine..... | 147,397 | 141,901 | | 78,455 | 36,903 | 496,441 | 459,538 | | 5,536 | 5,536 | 13,989 | 3,474 |
| 10. Financial guaranty..... | | | | | | | | | | | | |
| 11. Medical professional liability..... | | | | | | | | | | | | |
| 12. Earthquake..... | | | | | | | | | | | | |
| 13. Group accident and health (b)..... | | | | | | | | | | | | |
| 14. Credit A&H (group and individual)..... | | | | | | | | | | | | |
| 15.1 Collectively renewable A&H (b)..... | | | | | | | | | | | | |
| 15.2 Non-cancelable A&H (b)..... | | | | | | | | | | | | |
| 15.3 Guaranteed renewable A&H (b)..... | | | | | | | | | | | | |
| 15.4 Non-renewable for stated reasons only (b)..... | | | | | | | | | | | | |
| 15.5 Other accident only..... | | | | | | | | | | | | |
| 15.6 Medicare Title XVIII exempt from state taxes or fees..... | | | | | | | | | | | | |
| 15.7 All other A&H (b)..... | | | | | | | | | | | | |
| 15.8 Federal employees health benefits plan premium (b)..... | | | | | | | | | | | | |
| 16. Workers' compensation..... | | | | | | | | | | | | |
| 17.1 Other liability-occurrence..... | | | | | | | | | | | | |
| 17.2 Other liability-claims-made..... | | | | | | | | | | | | |
| 17.3 Excess workers' compensation..... | | | | | | | | | | | | |
| 18. Products liability..... | | | | | | | | | | | | |
| 19.1 Private passenger auto no-fault (personal injury protection)..... | | | | | | | | | | | | |
| 19.2 Other private passenger auto liability..... | | | | | | | | | | | | |
| 19.3 Commercial auto no-fault (personal injury protection)..... | | | | | | | | | | | | |
| 19.4 Other commercial auto liability..... | | | | | | | | | | | | |
| 21.1 Private passenger auto physical damage..... | | | | | | | | | | | | |
| 21.2 Commercial auto physical damage..... | | | | | | | | | | | | |
| 22. Aircraft (all perils)..... | | | | | | | | | | | | |
| 23. Fidelity..... | | | | | | | | | | | | |
| 24. Surety..... | | | | | | | | | | | | |
| 26. Burglary and theft..... | | | | | | | | | | | | |
| 27. Boiler and machinery..... | 106,662 | 97,979 | | 67,416 | 61,117 | 61,117 | | | | | 10,297 | 2,558 |
| 28. Credit..... | | | | | | | | | | | | |
| 30. Warranty..... | | | | | | | | | | | | |
| 34. Aggregate write-ins for other lines of business..... | 0 | 0 | 0 | 0 | 0 | 0 | 0 | 0 | 0 | 0 | 0 | 0 |
| 35. TOTALS (a)..... | 757,561 | 692,612 | 0 | 414,982 | 361,469 | 821,007 | 459,538 | 0 | 5,536 | 5,536 | 72,351 | 17,970 |

DETAILS OF WRITE-INS

| | | | | | | | | | | | | |
|--|---|---|---|---|---|---|---|---|---|---|---|---|
| 3401..... | | | | | | | | | | | | |
| 3402..... | | | | | | | | | | | | |
| 3403..... | | | | | | | | | | | | |
| 3498. Summary of remaining write-ins for Line 34 from overflow page..... | 0 | 0 | 0 | 0 | 0 | 0 | 0 | 0 | 0 | 0 | 0 | 0 |
| 3499. TOTALS (Lines 3401 thru 3403 plus 3498) (Line 34 above)..... | 0 | 0 | 0 | 0 | 0 | 0 | 0 | 0 | 0 | 0 | 0 | 0 |

(a) Finance and service charges not included in Lines 1 to 35 \$.....0.

(b) For health business on indicated lines report: Number of persons insured under PPO managed care products.....0 and number of persons insured under indemnity only products.....0.

SCHEDULE F - PART 1

Assumed Reinsurance as of December 31, Current Year (000 Omitted)

| 1 ID Number | 2 NAIC Company Code | 3 Name of Reinsured | 4 Domiciliary Jurisdiction | 5 Assumed Premium | Reinsurance On | | | 9 Contingent Commissions Payable | 10 Assumed Premiums Receivable | 11 Unearned Premium | 12 Funds Held by or Deposited With Reinsured Companies | 13 Letters of Credit Posted | 14 Amount of Assets Pledged or Compensating Balances to Secure Letters of Credit | 15 Amount of Assets Pledged or Collateral Held in Trust |
|---|---|--------------------------------------|----------------------------------|-------------------------|---|--------------------------------------|---------------------|---|---|---------------------------|--|--------------------------------------|---|--|
| | | | | | 6 Paid Losses and Loss Adjustment Expenses | 7 Known Case Losses and LAE | 8 Cols. 6 + 7 | | | | | | | |
| Affiliates - U.S. Non-Pool - Other | | | | | | | | | | | | | | |
| 05-0316605 | 21482 | FACTORY MUTUAL INSURANCE COMPANY | RI | 3,690 | 8,525 | | 8,525 | | 1,996 | | | | | |
| 0399999 | Affiliates - U.S. Non-Pool - Other | | | 3,690 | 8,525 | 0 | 8,525 | 0 | 1,996 | 0 | 0 | 0 | 0 | 0 |
| 0499999 | Affiliates - U.S. Non-Pool - Total | | | 3,690 | 8,525 | 0 | 8,525 | 0 | 1,996 | 0 | 0 | 0 | 0 | 0 |
| Affiliates - Other (Non-U. S.) - Other | | | | | | | | | | | | | | |
| AA-2730043 | 00000 | FM GLOBAL de MEXICO S.A. de C.V. | MEX | 3,774 | 450 | 32,869 | 33,319 | | 669 | 1,831 | | | | |
| AA-1120610 | 00000 | FM INSURANCE COMPANY LIMITED | GBR | | | 119 | 119 | | | | | | | |
| 0699999 | Affiliates - Other (Non-U. S.) - Other | | | 3,774 | 450 | 32,988 | 33,438 | 0 | 669 | 1,831 | 0 | 0 | 0 | 0 |
| 0799999 | Affiliates - Other (Non-U. S.) - Total | | | 3,774 | 450 | 32,988 | 33,438 | 0 | 669 | 1,831 | 0 | 0 | 0 | 0 |
| 0899999 | Total Affiliates | | | 7,464 | 8,975 | 32,988 | 41,963 | 0 | 2,665 | 1,831 | 0 | 0 | 0 | 0 |
| Other U. S. Unaffiliated Insurers | | | | | | | | | | | | | | |
| 95-2801326 | 22179 | REPUBLIC INDEMNITY CO OF AMERICA | CA | | 1 | 76 | 77 | | | | | | | |
| 0999999 | Other U. S. Unaffiliated Insurers | | | 0 | 1 | 76 | 77 | 0 | 0 | 0 | 0 | 0 | 0 | 0 |
| Pools and Associations - Mandatory Pools | | | | | | | | | | | | | | |
| AA-9991300 | 00000 | ALABAMA BEACH PLAN | AL | 16 | 34 | 1 | 35 | | 306 | 3 | | | | |
| AA-9991202 | 00000 | CONNECTICUT FAIR PLAN | CT | 10 | 16 | 1 | 17 | | 25 | 5 | | | | |
| AA-9991203 | 00000 | DELAWARE FAIR PLAN | PA | 3 | (2) | 1 | (1) | | 2 | 1 | | | | |
| AA-9991204 | 00000 | DISTRICT OF COLUMBIA FAIR PLAN | DC | 4 | 1 | | 1 | | 26 | 3 | | | | |
| AA-9991208 | 00000 | IOWA FAIR PLAN | IA | | | | 0 | | 1 | | | | | |
| AA-9991209 | 00000 | KANSAS FAIR PLAN | KS | 2 | | | 0 | | 2 | | | | | |
| AA-9991302 | 00000 | LOUISIANA COASTAL PLAN | LA | | 1 | | 1 | | 4 | | | | | |
| AA-9991212 | 00000 | MARYLAND JOINT INSURANCE ASSOCIATION | MD | 5 | 9 | | 9 | | 11 | 3 | | | | |
| AA-9991315 | 00000 | MISSISSIPPI WINDSTORM UNDERWRITERS | MS | 22 | | | 0 | | | | | | | |
| AA-9991217 | 00000 | MISSOURI FAIR PLAN | MO | 2 | 1 | | 1 | | 2 | 1 | | | | |
| AA-9992118 | 00000 | NATIONAL WORKERS COMP REINS POOL | IL | | 2 | 131 | 133 | | | | | | | |
| AA-9991222 | 00000 | OHIO FAIR PLAN | OH | 93 | 297 | 10 | 307 | | 338 | 47 | | | | |
| AA-9991224 | 00000 | PENNSYLVANIA FAIR PLAN | PA | 32 | 3 | 5 | 8 | | 40 | 16 | | | | |
| AA-9991225 | 00000 | RHODE ISLAND FAIR PLAN | RI | 110 | 382 | 70 | 452 | | 589 | 70 | | | | |
| AA-9991227 | 00000 | WASHINGTON FAIR PLAN | WA | 2 | (4) | | (4) | | (4) | 1 | | | | |
| AA-9991229 | 00000 | WISCONSIN FAIR PLAN | WI | 2 | 2 | | 2 | | 3 | 1 | | | | |
| 1099998 | Pools and Associations for which the total of column 8 is less than \$100,000-Mandatory | | | 23 | 3 | | 3 | | 29 | 30 | | | | |
| 1099999 | Pools and Associations - Mandatory Pools | | | 326 | 745 | 219 | 964 | 0 | 1,374 | 181 | 0 | 0 | 0 | 0 |
| Pools and Associations - Voluntary Pools | | | | | | | | | | | | | | |
| AA-1120810 | 00000 | ACE EUROPEAN GRP LTD | GBR | | 2 | 95 | 97 | | | | | | | |
| AA-9995011 | 00000 | AMERICAN NUCLEAR INSURERS | CT | (3) | (23) | | (23) | | (33) | 49 | | | | |
| AA-9995030 | 00000 | MARINE OFFICE OF AMERICA CORPORATION | NJ | | 2 | | 2 | | | | | | | |
| 1199999 | Pools and Associations - Voluntary Pools | | | (3) | (21) | 97 | 76 | 0 | (33) | 49 | 0 | 0 | 0 | 0 |
| 1299999 | Total Pools and Associations | | | 323 | 724 | 316 | 1,040 | 0 | 1,341 | 181 | 49 | 0 | 0 | 0 |
| Other Non-U. S. Insurers | | | | | | | | | | | | | | |

SCHEDULE F - PART 1

Assumed Reinsurance as of December 31, Current Year (000 Omitted)

| 1 ID Number | 2 NAIC Company Code | 3 Name of Reinsured | 4 Domiciliary Jurisdiction | 5 Assumed Premium | Reinsurance On | | | 9 Contingent Commissions Payable | 10 Assumed Premiums Receivable | 11 Unearned Premium | 12 Funds Held by or Deposited With Reinsured Companies | 13 Letters of Credit Posted | 14 Amount of Assets Pledged or Compensating Balances to Secure Letters of Credit | 15 Amount of Assets Pledged or Collateral Held in Trust |
|-------------------|-------------------------------|--|----------------------------------|-------------------------|---|--------------------------------------|---------------------|---|---|---------------------------|--|--------------------------------------|---|--|
| | | | | | 6 Paid Losses and Loss Adjustment Expenses | 7 Known Case Losses and LAE | 8 Cols. 6 + 7 | | | | | | | |
| AA-1320040.. | 00000..... | LA MUTUELLE DE ARCHITECTES FRANCAIS..... | FRA..... | | | 9 | 9 | | | | | | | |
| AA-1121390.. | 00000..... | STRONGHOLD INSURANCE LTD..... | GBR..... | | | 10 | 10 | | | | | | | |
| AA-3191120.. | 00000..... | WTC INSURANCE CORP LTD..... | BMU..... | 47 | | | 0 | | 8 | | | | | |
| 1399999 | Other Non-U. S. Insurers..... | | | 47 | 0 | 19 | 19 | 0 | 0 | 8 | 0 | 0 | 0 | 0 |
| 9999999 | Totals..... | | | 7,834 | 9,700 | 33,399 | 43,099 | 0 | 4,006 | 2,020 | 49 | 0 | 0 | 0 |

SCHEDULE F - PART 2

Premium Portfolio Reinsurance Effected or (Canceled) during Current Year

| 1 ID Number | 2 NAIC Company Code | 3 Name of Company | 4 Date of Contract | 5 Original Premium | 6 Reinsurance Premium |
|-------------------|------------------------------|----------------------|-----------------------|-----------------------|--------------------------|
|-------------------|------------------------------|----------------------|-----------------------|-----------------------|--------------------------|

NONE

SCHEDULE F - PART 3

Ceded Reinsurance as of December 31, Current Year (000 Omitted)

| 1 ID Number | 2 NAIC Company Code | 3 Name of Reinsurer | 4 Domiciliary Jurisdiction | 5 Reinsurance Contracts Ceding 75% or More of Direct Premiums Written | 6 Reinsurance Premiums Ceded | Reinsurance Recoverable on | | | | | | | | | | Reinsurance Payable | | 18 Net Amount Recoverable From Reinsurers Col. 15-[16+17] | 19 Funds Held By Company Under Reinsurance Treaties |
|--|------------------------------|---|----------------------------------|---|---------------------------------------|----------------------------|------------------|--|--|--------------------------------|-------------------------------|----------------------------|---------------------------------|------------------------------------|------------------------------------|--|--------|--|--|
| | | | | | | 7 Paid Losses | 8 Paid LAE | 9 Known Case Loss Reserves | 10 Known Case LAE Reserves | 11 IBNR Loss Reserves | 12 IBNR LAE Reserves | 13 Unearned Premiums | 14 Contingent Commissions | 15 Cols. 7 thru 14 Totals | 16 Ceded Balances Payable | 17 Other Amounts Due to Reinsurers | | | |
| Authorized Affiliates-U.S. Intercompany Pooling | | | | | | | | | | | | | | | | | | | |
| 05-0316605 | 21482 | FACTORY MUTUAL INSURANCE COMPANY | RI | | 291,893 | 48,953 | 5,583 | | | | | | | | | 54,536 | 69,842 | (15,306) | |
| 0199999 | | Total Authorized Affiliates - U.S. Intercompany Pooling | | | 291,893 | 48,953 | 5,583 | 0 | 0 | 0 | 0 | 0 | 0 | 0 | 0 | 54,536 | 69,842 | (15,306) | 0 |
| Authorized Affiliates-U.S. Non-Pool - Other | | | | | | | | | | | | | | | | | | | |
| 05-0316605 | 21482 | FACTORY MUTUAL INSURANCE COMPANY | RI | | 20 | | 459 | | | | | | | | 459 | | | 459 | |
| 0399999 | | Total Authorized Affiliates - U.S. Non-Pool - Other | | | 20 | 0 | 0 | 459 | 0 | 0 | 0 | 0 | 0 | 0 | 459 | 0 | 0 | 459 | 0 |
| 0499999 | | Total Authorized Affiliates - U.S. Non-Pool - Total | | | 20 | 0 | 0 | 459 | 0 | 0 | 0 | 0 | 0 | 0 | 459 | 0 | 0 | 459 | 0 |
| 0899999 | | Total Authorized Affiliates | | | 291,913 | 48,953 | 5,583 | 459 | 0 | 0 | 0 | 0 | 0 | 0 | 54,995 | 69,842 | 0 | (14,847) | 0 |
| Authorized Other U.S. Unaffiliated Insurers | | | | | | | | | | | | | | | | | | | |
| 06-0237820 | 20699 | ACE PROPERTY & CASUALTY INS CO | PA | | | 139 | 2 | 244 | 176 | 1,885 | 669 | | | | 3,115 | | | 3,115 | |
| 36-0719665 | 19232 | ALLSTATE INSURANCE COMPANY | IL | | | 580 | | 1,958 | 176 | 1,885 | 669 | | | | 5,268 | 63 | | 5,205 | |
| 36-2661954 | 10103 | AMERICAN AGRICULTURAL INSURANCE COMPANY | IN | | 1,026 | 268 | 10 | 797 | | | 102 | | 512 | | 1,689 | 227 | | 1,462 | |
| 59-0593886 | 10111 | AMERICAN BANKERS INS CO OF FLA | FL | | | 4 | | (4) | | | | | | | 0 | | | 0 | |
| 13-5124990 | 19380 | AMERICAN HOME ASSURANCE COMPANY | NY | | | | | 1 | | | | | | | 1 | | | 1 | |
| 36-0727430 | 22918 | AMERICAN MOTORISTS INSURANCE CO | IL | | | | | 1 | | | | | | | 1 | | | 1 | |
| 04-1028440 | 19569 | AMERICAN MUTUAL LIABILITY INS. CO | MA | | | 14 | | (14) | | | | | | | 0 | | | 0 | |
| 36-0727470 | 13358 | AMERICAN MUTUAL REINSURANCE CO | IL | | | 79 | | (79) | | | | | | | 0 | | | 0 | |
| 43-0990710 | 11150 | ARCH INSURANCE COMPANY | MO | | 377 | | | | | | | 141 | | | 141 | 105 | | 36 | |
| 06-1430254 | 10348 | ARCH REINSURANCE COMPANY | NE | | 454 | 54 | 23 | 80 | 176 | 1,885 | 669 | | 893 | | 3,780 | 959 | | 2,821 | |
| 94-1390273 | 19801 | ARGONAUT INSURANCE COMPANY | IL | | | 25 | | 183 | 176 | 1,885 | 669 | | | | 2,938 | | | 2,938 | |
| 06-1463851 | 10717 | ASPEN SPECILAITY INSURANCE COMP | ND | | 4 | | | | | | | | | | 0 | | | 0 | |
| 51-0434766 | 20370 | AXIS REINSURANCE COMPANY | NY | | (103) | | | | | | | | | | 0 | | | 0 | |
| 47-0574325 | 32603 | BERKLEY INSURANCE COMPANY | DE | | 2,510 | 457 | 20 | 1,470 | 176 | 1,885 | 948 | | 1,416 | | 6,372 | 522 | | 5,850 | |
| 39-0971527 | 10472 | CAPITOL INDEMNITY CORPORATION | WI | | | | | | 176 | 1,885 | 669 | | | | 2,730 | | | 2,730 | |
| 13-2781282 | 25070 | CLEARWATER INSURANCE COMPANY | DE | | | 891 | 347 | 1,966 | 176 | 1,885 | 669 | | | | 5,934 | | | 5,934 | |
| 31-0908652 | 22144 | CONSTELLATION REINSURANCE CO | NY | | | 8 | | (8) | | | | | | | 0 | | | 0 | |
| 13-5010440 | 35289 | CONTINENTAL INSURANCE COMPANY | PA | | | 20 | 3 | 23 | 176 | 1,885 | 669 | | | | 2,776 | | | 2,776 | |
| 37-0807507 | 20990 | COUNTRY MUTUAL INSURANCE COMPANY | IL | | 137 | 37 | 1 | 84 | | | 15 | | 73 | | 210 | 27 | | 183 | |
| 06-0383480 | 21016 | COVENANT MUTUAL INSURANCE COMPANY | CT | | | 1 | | (1) | | | | | | | 0 | | | 0 | |
| 13-2725603 | 28541 | DOMINION INSURANCE CO OF AMERICA | NY | | | 13 | | (13) | | | | | | | 0 | | | 0 | |
| 38-2145898 | 33499 | DORINCO REINSURANCE COMPANY | MI | | | | | 24 | 176 | 1,885 | 669 | | | | 2,754 | | | 2,754 | |
| 39-0264050 | 21458 | EMPLOYERS INSURANCE OF WAUSAU | WI | | | 41 | | 207 | 176 | 1,885 | 669 | | | | 2,978 | | | 2,978 | |
| 42-0234980 | 21415 | EMPLOYERS MUTUAL CASUALTY COMPANY | IA | | 450 | 97 | 4 | 261 | 176 | 1,885 | 706 | | 202 | | 3,331 | 102 | | 3,229 | |
| 35-2293075 | 11551 | ENDURANCE REINS CORP OF AMERICA | DE | | 6,334 | 4,209 | 153 | 6,868 | | | 671 | | 3,600 | | 15,501 | 1,349 | | 14,152 | |
| 22-2005057 | 26921 | EVEREST REINSURANCE COMPANY | DE | | 9,992 | 2,040 | 49 | 9,897 | 176 | 2,565 | 1,295 | | 4,614 | | 20,636 | 2,687 | | 17,949 | |
| 74-1280541 | 24384 | FAIRMONT SPECIALTY INS CO | CA | | | 29 | 30 | 341 | 176 | 1,885 | 669 | | | | 3,130 | | | 3,130 | |
| 75-1588101 | 35882 | GEICO GENERAL INSURANCE COMPANY | MD | | | 34 | | | 176 | 1,885 | 669 | | | | 2,764 | | | 2,764 | |
| 13-2673100 | 22039 | GENERAL REINSURANCE CORPORATION | DE | | 17,075 | 2,357 | 168 | 8,156 | 176 | 2,310 | 2,347 | | 9,373 | | 24,887 | 4,683 | | 20,204 | |

SCHEDULE F - PART 3

Ceded Reinsurance as of December 31, Current Year (000 Omitted)

| 1 ID Number | 2 NAIC Company Code | 3 Name of Reinsurer | 4 Domiciliary Jurisdiction | 5 Reinsurance Contracts Ceding 75% or More of Direct Premiums Written | 6 Reinsurance Premiums Ceded | Reinsurance Recoverable on | | | | | | | | | | Reinsurance Payable | | 18 Net Amount Recoverable From Reinsurers Col. 15-[16+17] | 19 Funds Held By Company Under Reinsurance Treaties |
|-------------------|------------------------------|--|----------------------------------|---|---------------------------------------|----------------------------|------------------|--|--|--------------------------------|-------------------------------|----------------------------|---------------------------------|------------------------------------|------------------------------------|--|---------|--|--|
| | | | | | | 7 Paid Losses | 8 Paid LAE | 9 Known Case Loss Reserves | 10 Known Case LAE Reserves | 11 IBNR Loss Reserves | 12 IBNR LAE Reserves | 13 Unearned Premiums | 14 Contingent Commissions | 15 Cols. 7 thru 14 Totals | 16 Ceded Balances Payable | 17 Other Amounts Due to Reinsurers | | | |
| 13-1958482 | 11967... | GENERAL STAR NATIONAL INS. CO..... | DE..... | | | .6 | | .23 | .176 | 1,885 | .669 | | | 2,759 | | | 2,759 | | |
| 13-5009848 | 21032... | GLOBAL REINSURANCE CORP OF AMERICA..... | NY..... | | | .87 | | (87) | | | | | | 0 | | | 0 | | |
| 74-1296673 | 22489... | HIGHLANDS INSURANCE COMPANY..... | TX..... | | | .13 | | (13) | | | | | | 0 | | | 0 | | |
| 74-2195939 | 42374... | HOUSTON CASUALTY CO..... | TX..... | | .101 | | | | | | | | | 0 | .56 | | (56) | | |
| 23-0723970 | 22713... | INSURANCE COMPANY OF NORTH AMERICA..... | PA..... | | | .271 | | .569 | .176 | 1,885 | .669 | | | 3,570 | | | 3,570 | | |
| 04-1543470 | 23043... | LIBERTY MUTUAL INSURANCE COMPANY..... | MA..... | | .30 | .111 | | .304 | | | | .18 | | .433 | | | .433 | | |
| 34-0368340 | 23086... | LMI INSURANCE COMPANY..... | OH..... | | | .2 | | (2) | | | | | | 0 | | | 0 | | |
| 36-3347420 | 23876... | MAPFRE INSURANCE CO..... | NJ..... | | (8) | | | | | | | | | 0 | | | 0 | | |
| 13-4924125 | 10227... | MUNICH REINSURANCE AMERICA INC..... | DE..... | | .637 | .81 | (72) | 1,866 | .176 | 1,885 | .669 | .223 | | 4,828 | .73 | | 4,755 | | |
| 38-0865250 | 11991... | NATIONAL CASUALTY COMPANY..... | WI..... | | | .64 | | .14 | .176 | 1,885 | .669 | | | 2,808 | | | 2,808 | | |
| 06-1053492 | 41629... | NEW ENGLAND REINSURANCE CORPORATION..... | CT..... | | | .60 | | (60) | | | | | | 0 | | | 0 | | |
| 39-0509630 | 23914... | NORTHWESTERN NATIONAL INS CO MILWAUKEE..... | WI..... | | | .2 | | (2) | | | | | | 0 | | | 0 | | |
| 47-0698507 | 23680... | ODYSSEY REINSURANCE CO..... | CT..... | | .283 | | .1 | 1,992 | | .850 | | | | 2,843 | .202 | | 2,641 | | |
| 25-0410420 | 24147... | OLD REPUBLIC INSURANCE CO..... | PA..... | | | .29 | .30 | .341 | .176 | 1,885 | .669 | | | 3,130 | | | 3,130 | | |
| 04-1590940 | 11835... | PARTNER RE AMERICA INSURANCE COMPANY..... | DE..... | | | | | | | | | | | 0 | (3) | | .3 | | |
| 13-3031176 | 38636... | PARTNER REINS CO OF THE US..... | NY..... | | (24) | .62 | .4 | .25 | | | | | | .91 | | | .91 | | |
| 13-3531373 | 10006... | PARTNERRE INSURANCE CO. OF NY..... | NY..... | | .118 | | | | | | | .52 | | .52 | .4 | | .48 | | |
| 23-1642962 | 12262... | PENNSYLVANIA MANUFACTURERS ASSOC INS..... | PA..... | | | .39 | | .18 | .176 | 1,885 | .669 | | | 2,787 | | | 2,787 | | |
| 13-1188550 | 15059... | PUBLIC SERVICE MUTUAL INSURANCE COMPANY..... | IL..... | | | | | .13 | | | | | | .13 | | | .13 | | |
| 23-1641984 | 10219... | QBE REINSURANCE CORP..... | PA..... | | 2,565 | 309 | .14 | 1,356 | | .119 | .224 | 1,169 | | 3,191 | .572 | | 2,619 | | |
| 23-1740414 | 22705... | R&Q REINS CO..... | PA..... | | | | | .178 | .176 | 1,885 | .669 | | | 2,908 | | | 2,908 | | |
| 37-0915434 | 13056... | RLI INSURANCE COMPANY..... | IL..... | | .59 | | | | | | | .30 | | .30 | | | .30 | | |
| 16-0366830 | 22314... | RSUI IND CO..... | NH..... | | | | .1 | .176 | .176 | 1,885 | .669 | | | 2,731 | | | 2,731 | | |
| 75-1444207 | 30058... | SCOR REINSURANCE COMPANY..... | NY..... | | .386 | .554 | .15 | .243 | .176 | 1,885 | .669 | | | 3,542 | .266 | | 3,276 | | |
| 13-2997499 | 38776... | SIRIUS AMERICA INSURANCE CO..... | NY..... | | | .161 | (3) | .146 | .176 | 1,885 | .669 | | | 3,034 | .1 | | 3,033 | | |
| 75-1670124 | 38318... | STARR IND & LIAB COMPANY..... | TX..... | | | .348 | .67 | .428 | .176 | 1,885 | .669 | | | 3,573 | | | 3,573 | | |
| 31-4423946 | 10952... | STONEBRIDGE CASUALTY INS COMPANY..... | OH..... | | | .12 | .2 | .10 | .176 | 1,885 | .669 | | | 2,754 | | | 2,754 | | |
| 13-1675535 | 25364... | SWISS REINSURANCE AMERICA CORPORATION..... | NY..... | | 8,085 | 1,769 | .55 | 6,875 | .176 | 2,452 | 1,217 | 3,382 | | 15,926 | 2,692 | | 13,234 | | |
| 13-2918573 | 42439... | TOA-RE INSURANCE COMPANY OF AMERICA..... | DE..... | | .96 | | | .24 | .176 | 1,885 | .669 | .9 | | 2,763 | .31 | | 2,732 | | |
| 13-5616275 | 19453... | TRANSATLANTIC REINSURANCE COMPANY..... | NY..... | | 1,516 | .83 | .4 | .469 | | | .112 | .614 | | 1,282 | .369 | | .913 | | |
| 06-0566050 | 25658... | TRAVELERS INDEMNITY COMPANY..... | CT..... | | | .38 | | .266 | .351 | 3,770 | 1,337 | | | 5,762 | | | 5,762 | | |
| 48-0921045 | 39845... | WESTPORT INSURANCE CORPORATION..... | MO..... | | | .134 | | 1,493 | .176 | 1,885 | .669 | | | 4,357 | | | 4,357 | | |
| 13-1290712 | 20583... | XL REINSURANCE AMERICA INC..... | NY..... | | 4,912 | 2,471 | .97 | 5,311 | .176 | 1,885 | 1,004 | 2,431 | | 13,375 | .759 | | 12,616 | | |
| 36-2781080 | 27855... | ZURICH AMERICAN INSURANCE COMPANY OF ILL..... | IL..... | | .52 | | | | | | | | | 0 | | | 0 | | |
| 0999998 | | Total Authorized Other U.S. Unaffiliated Insurers (Under \$100,000)..... | | | | .14 | | (10) | (8) | .6 | (9) | .3 | | (4) | | | (4) | | |
| 0999999 | | Total Authorized Other U.S. Unaffiliated Insurers..... | | | 57,064 | 18,117 | 1,024 | 54,233 | 5,799 | 64,852 | 26,694 | 28,755 | 0 | 199,474 | 15,746 | 0 | 183,728 | 0 | |

22.1

Authorized Pools-Voluntary Pools

| | | | | | | | | | | | | | | | | | | |
|------------|----------|--------------------------|---------|--|--|----|--|-----|--|--|--|--|--|-----|--|--|-----|--|
| AA-9995081 | 00000... | AGENCY MANAGERS LTD..... | NY..... | | | .5 | | .45 | | | | | | .50 | | | .50 | |
|------------|----------|--------------------------|---------|--|--|----|--|-----|--|--|--|--|--|-----|--|--|-----|--|

SCHEDULE F - PART 3

Ceded Reinsurance as of December 31, Current Year (000 Omitted)

| 1 ID Number | 2 NAIC Company Code | 3 Name of Reinsurer | 4 Domiciliary Jurisdiction | 5 Reinsurance Contracts Ceding 75% or More of Direct Premiums Written | 6 Reinsurance Premiums Ceded | Reinsurance Recoverable on | | | | | | | | | | Reinsurance Payable | | 18 Net Amount Recoverable From Reinsurers Col. 15-[16+17] | 19 Funds Held By Company Under Reinsurance Treaties |
|-------------------|---|--|----------------------------------|---|---------------------------------------|----------------------------|------------------|--|--|--------------------------------|-------------------------------|----------------------------|---------------------------------|------------------------------------|------------------------------------|--|--------|--|--|
| | | | | | | 7 Paid Losses | 8 Paid LAE | 9 Known Case Loss Reserves | 10 Known Case LAE Reserves | 11 IBNR Loss Reserves | 12 IBNR LAE Reserves | 13 Unearned Premiums | 14 Contingent Commissions | 15 Cols. 7 thru 14 Totals | 16 Ceded Balances Payable | 17 Other Amounts Due to Reinsurers | | | |
| AA-9995022 | 00000... | EXCESS AND CASUALTY REINSURANCE ASSOC..... | PA..... | | | 5,178 | 1,028 | 2,341 | 176 | 1,885 | 669 | | | 11,277 | 240 | | 11,037 | | |
| 1199999. | Total Authorized Pools - Voluntary Pools..... | | | | 0 | 5,183 | 1,028 | 2,386 | 176 | 1,885 | 669 | 0 | 0 | 11,327 | 240 | 0 | 11,087 | 0 | |

Authorized Other Non-U.S. Insurers

| | | | | | | | | | | | | | | | | | | |
|------------|----------|---|----------|--|-------|-------|-------|-------|-------|-------|-------|-------|--|--------|-------|--|---------|--|
| AA-1560515 | 00000... | ACE INA INS..... | CAN..... | | | | (36) | | | | | | | (36) | | | (36) | |
| AA-3194168 | 00000... | ASPEN INSURANCE LIMITED..... | BMU..... | | 2,036 | 444 | 4,989 | | 1,785 | | | | | 7,218 | 935 | | 6,283 | |
| AA-1120337 | 00000... | ASPEN INSURANCE UK LIMITED..... | GBR..... | | 9,335 | 2,275 | 91 | 5,251 | | 1,119 | 5,329 | | | 14,065 | 2,609 | | 11,456 | |
| AA-1360015 | 00000... | ASSICURAZIONI GEN S P A..... | ITA..... | | | | 19 | | | | | | | 19 | | | 19 | |
| AA-3194139 | 00000... | AXIS SPECIALTY LTD..... | BMU..... | | 3,856 | 846 | 34 | 5,570 | | 1,360 | 224 | 1,273 | | 9,307 | 1,139 | | 8,168 | |
| AA-1121110 | 00000... | CAVELL INS CO LTD..... | GBR..... | | (5) | | | | | | | | | 0 | | | 0 | |
| AA-5280012 | 00000... | CENTRAL REINSURANCE CORPORATION..... | TWN..... | | | | 3 | | | | | | | 3 | | | 3 | |
| AA-1340125 | 00000... | HANNOVER RUCKVERSICHERUNGS AG..... | DEU..... | | 7,548 | 1,935 | 67 | 7,744 | | 1,077 | 671 | 3,408 | | 14,902 | 1,967 | | 12,935 | |
| AA-3190080 | 00000... | HEDDINGTON INSURANCE LTD..... | BMU..... | | | | 4 | 176 | 1,885 | 669 | | | | 2,734 | | | 2,734 | |
| AA-2230425 | 00000... | I.R.B., IST. DE RESS DO BRAZIL..... | BRA..... | | | 1 | (6) | 190 | 176 | 1,885 | 669 | | | 2,915 | | | 2,915 | |
| AA-3190871 | 00000... | LANCASHIRE INSURANCE COMPANY LIMITED..... | BMU..... | | 2,615 | 52 | 142 | | | | | | | 194 | 1,286 | | (1,092) | |
| AA-1122000 | 00000... | LLOYD'S..... | GBR..... | | | 148 | (148) | | | | | | | 0 | | | 0 | |
| AA-1126314 | 00000... | LLOYDS - SYNDICATE # 314..... | GBR..... | | 1 | | | | | | | | | 0 | | | 0 | |
| AA-1126362 | 00000... | LLOYDS - SYNDICATE # 362..... | GBR..... | | 4 | | | | | | | 2 | | 2 | 2 | | 0 | |
| AA-1126397 | 00000... | LLOYDS - SYNDICATE # 397..... | GBR..... | | 1 | | | | | | | | | 0 | | | 0 | |
| AA-1126490 | 00000... | LLOYDS - SYNDICATE # 490..... | GBR..... | | 1 | | | | | | | | | 0 | | | 0 | |
| AA-1126991 | 00000... | LLOYDS - SYNDICATE # 991..... | GBR..... | | 1 | | | | | | | | | 0 | | | 0 | |
| AA-1126033 | 00000... | LLOYDS - SYNDICATE # 0033..... | GBR..... | | 1,062 | 300 | 11 | 809 | | 60 | 84 | 460 | | 1,724 | 259 | | 1,465 | |
| AA-1126183 | 00000... | LLOYDS - SYNDICATE # 0183..... | GBR..... | | 1 | | | | | | | | | 0 | | | 0 | |
| AA-1126318 | 00000... | LLOYDS - SYNDICATE # 0318..... | GBR..... | | | | | | | | | | | 0 | (1) | | 1 | |
| AA-1126382 | 00000... | LLOYDS - SYNDICATE # 0382..... | GBR..... | | 64 | | | | | | | 8 | | 8 | 24 | | (16) | |
| AA-1126435 | 00000... | LLOYDS - SYNDICATE # 0435..... | GBR..... | | 1,063 | 226 | | 3,142 | | 1,190 | | | | 4,558 | 526 | | 4,032 | |
| AA-1126457 | 00000... | LLOYDS - SYNDICATE # 0457..... | GBR..... | | 5 | | | | | | | 1 | | 1 | (10) | | 11 | |
| AA-1126510 | 00000... | LLOYDS - SYNDICATE # 0510..... | GBR..... | | 1,980 | 340 | 2 | 2,222 | | 680 | | 18 | | 3,262 | 1,205 | | 2,057 | |
| AA-1126557 | 00000... | LLOYDS - SYNDICATE # 0557..... | GBR..... | | 1 | | | | | | | | | 0 | 1 | | (1) | |
| AA-1126566 | 00000... | LLOYDS - SYNDICATE # 0566..... | GBR..... | | 926 | 219 | | 2,225 | | 765 | | | | 3,209 | 461 | | 2,748 | |
| AA-1126609 | 00000... | LLOYDS - SYNDICATE # 0609..... | GBR..... | | | 7 | | 162 | | 68 | | | | 237 | 1 | | 236 | |
| AA-1126623 | 00000... | LLOYDS - SYNDICATE # 0623..... | GBR..... | | 175 | 26 | | 365 | | 130 | | 17 | | 538 | 58 | | 480 | |
| AA-1126626 | 00000... | LLOYDS - SYNDICATE # 0626..... | GBR..... | | 430 | 219 | | 2,045 | | 680 | | | | 2,944 | 112 | | 2,832 | |
| AA-1126727 | 00000... | LLOYDS - SYNDICATE # 0727..... | GBR..... | | 87 | 66 | | 182 | | | | | | 248 | 19 | | 229 | |
| AA-1126780 | 00000... | LLOYDS - SYNDICATE # 0780..... | GBR..... | | 30 | 18 | | 49 | | | | | | 67 | (1) | | 68 | |
| AA-1126958 | 00000... | LLOYDS - SYNDICATE # 0958..... | GBR..... | | 103 | | | 74 | | | | | | 74 | 29 | | 45 | |
| AA-1127003 | 00000... | LLOYDS - SYNDICATE # 1003..... | GBR..... | | 82 | | | | | | | 37 | | 37 | (2) | | 39 | |
| AA-1127084 | 00000... | LLOYDS - SYNDICATE # 1084..... | GBR..... | | 164 | | | 162 | | 77 | | 7 | | 246 | 101 | | 145 | |
| AA-1127173 | 00000... | LLOYDS - SYNDICATE # 1173..... | GBR..... | | 1 | | | | | | | | | 0 | | | 0 | |

22.2

SCHEDULE F - PART 3

Ceded Reinsurance as of December 31, Current Year (000 Omitted)

| 1 ID Number | 2 NAIC Company Code | 3 Name of Reinsurer | 4 Domiciliary Jurisdiction | 5 Reinsurance Contracts Ceding 75% or More of Direct Premiums Written | 6 Reinsurance Premiums Ceded | Reinsurance Recoverable on | | | | | | | | | Reinsurance Payable | | 18 Net Amount Recoverable From Reinsurers Col. 15-[16+17] | 19 Funds Held By Company Under Reinsurance Treaties | | |
|-------------------|------------------------------|--------------------------------|----------------------------------|---|---------------------------------------|----------------------------|------------------|--|--|--------------------------------|-------------------------------|----------------------------|---------------------------------|------------------------------------|------------------------------------|--|--|--|-------|--|
| | | | | | | 7 Paid Losses | 8 Paid LAE | 9 Known Case Loss Reserves | 10 Known Case LAE Reserves | 11 IBNR Loss Reserves | 12 IBNR LAE Reserves | 13 Unearned Premiums | 14 Contingent Commissions | 15 Cols. 7 thru 14 Totals | 16 Ceded Balances Payable | 17 Other Amounts Due to Reinsurers | | | | |
| AA-1127183 | 00000... | LLOYDS - SYNDICATE # 1183..... | GBR..... | | 39 | | | | | | | | | 5 | | 5 | 13 | | (8) | |
| AA-1127200 | 00000... | LLOYDS - SYNDICATE # 1200..... | GBR..... | | 16 | | | | | | | | | 3 | | 3 | 1 | | 2 | |
| AA-1127207 | 00000... | LLOYDS - SYNDICATE # 1207..... | GBR..... | | | | | | | | | | | | | 0 | 1 | | (1) | |
| AA-1127209 | 00000... | LLOYDS - SYNDICATE # 1209..... | GBR..... | | 14 | | | | | | | | | 8 | | 8 | | | 8 | |
| AA-1127221 | 00000... | LLOYDS - SYNDICATE # 1221..... | GBR..... | | 313 | | | 1,236 | | | | | | 1 | | 1,237 | | | 1,237 | |
| AA-1127224 | 00000... | LLOYDS - SYNDICATE # 1224..... | GBR..... | | 1 | | | | | | | | | | | 0 | | | 0 | |
| AA-1127225 | 00000... | LLOYDS - SYNDICATE # 1225..... | GBR..... | | 5 | | | | | | | | | 1 | | 1 | 8 | | (7) | |
| AA-1127227 | 00000... | LLOYDS - SYNDICATE # 1227..... | GBR..... | | 2 | | | | | | | | | 1 | | 1 | | | 1 | |
| AA-1127229 | 00000... | LLOYDS - SYNDICATE # 1229..... | GBR..... | | 1 | | | | | | | | | | | 0 | | | 0 | |
| AA-1127243 | 00000... | LLOYDS - SYNDICATE # 1243..... | GBR..... | | 1 | | | | | | | | | | | 0 | | | 0 | |
| AA-1120085 | 00000... | LLOYDS - SYNDICATE # 1274..... | GBR..... | | 47 | | | 144 | | 68 | | | | 14 | | 226 | 5 | | 221 | |
| AA-1127414 | 00000... | LLOYDS - SYNDICATE # 1414..... | GBR..... | | (307) | (50) | 13 | 907 | | 383 | | | | 20 | | 1,273 | 292 | | 981 | |
| AA-1127861 | 00000... | LLOYDS - SYNDICATE # 1861..... | GBR..... | | 5 | | | | | | | | | 2 | | 2 | | | 2 | |
| AA-1120096 | 00000... | LLOYDS - SYNDICATE # 1880..... | GBR..... | | 616 | 274 | | 2,197 | | 680 | | | | | | 3,151 | 198 | | 2,953 | |
| AA-1120109 | 00000... | LLOYDS - SYNDICATE # 1882..... | GBR..... | | 176 | | | 464 | | | | | | | | 464 | | | 464 | |
| AA-1120083 | 00000... | LLOYDS - SYNDICATE # 1910..... | GBR..... | | 18 | | | | | | | | | | | 0 | 18 | | (18) | |
| AA-1120084 | 00000... | LLOYDS - SYNDICATE # 1955..... | GBR..... | | 110 | | | | | | | | | | | 0 | 58 | | (58) | |
| AA-1120103 | 00000... | LLOYDS - SYNDICATE # 1967..... | GBR..... | | 11 | | | | | | | | | 5 | | 5 | 1 | | 4 | |
| AA-1128000 | 00000... | LLOYDS - SYNDICATE # 2000..... | GBR..... | | | | | | | | | | | | | 0 | 1 | | (1) | |
| AA-1128001 | 00000... | LLOYDS - SYNDICATE # 2001..... | GBR..... | | 760 | | | | | | | | | 10 | | 10 | 446 | | (436) | |
| AA-1128003 | 00000... | LLOYDS - SYNDICATE # 2003..... | GBR..... | | 870 | 158 | | 461 | | | | | | 48 | | 667 | 624 | | 43 | |
| AA-1120071 | 00000... | LLOYDS - SYNDICATE # 2007..... | GBR..... | | 108 | 44 | | 481 | | 170 | | | | 5 | | 700 | 37 | | 663 | |
| AA-1128010 | 00000... | LLOYDS - SYNDICATE # 2010..... | GBR..... | | 128 | 4 | | 336 | | 153 | | | | | | 493 | 83 | | 410 | |
| AA-1128020 | 00000... | LLOYDS - SYNDICATE # 2020..... | GBR..... | | 63 | | | | | | | | | 24 | | 24 | (1) | | 25 | |
| AA-1128121 | 00000... | LLOYDS - SYNDICATE # 2121..... | GBR..... | | 22 | | | | | | | | | 5 | | 5 | 2 | | 3 | |
| AA-1128147 | 00000... | LLOYDS - SYNDICATE # 2147..... | GBR..... | | 1 | | | | | | | | | | | 0 | | | 0 | |
| AA-1128488 | 00000... | LLOYDS - SYNDICATE # 2488..... | GBR..... | | 17 | | | | | | | | | 6 | | 6 | 1 | | 5 | |
| AA-1128623 | 00000... | LLOYDS - SYNDICATE # 2623..... | GBR..... | | 797 | 120 | 2 | 1,665 | | 592 | | | | 76 | | 2,455 | 255 | | 2,200 | |
| AA-1128791 | 00000... | LLOYDS - SYNDICATE # 2791..... | GBR..... | | 297 | 55 | | 1,500 | | 638 | | | | | | 2,193 | 143 | | 2,050 | |
| AA-1128987 | 00000... | LLOYDS - SYNDICATE # 2987..... | GBR..... | | 857 | 105 | | 920 | | 283 | | | | 3 | | 1,311 | 466 | | 845 | |
| AA-1129000 | 00000... | LLOYDS - SYNDICATE # 3000..... | GBR..... | | 74 | | | 144 | | 68 | | | | 10 | | 222 | 27 | | 195 | |
| AA-1129210 | 00000... | LLOYDS - SYNDICATE # 3210..... | GBR..... | | 45 | | | | | | | | | 3 | | 3 | | | 3 | |
| AA-1120116 | 00000... | LLOYDS - SYNDICATE # 3902..... | GBR..... | | | | | 180 | | 85 | | | | | | 265 | | | 265 | |
| AA-1126005 | 00000... | LLOYDS - SYNDICATE # 4000..... | GBR..... | | 101 | 15 | | 42 | | | | | | 14 | | 71 | 24 | | 47 | |
| AA-1120075 | 00000... | LLOYDS - SYNDICATE # 4020..... | GBR..... | | 190 | 22 | | 294 | | 111 | | | | 4 | | 431 | 98 | | 333 | |
| AA-1126004 | 00000... | LLOYDS - SYNDICATE # 4444..... | GBR..... | | 304 | 77 | | 1,157 | | 306 | | | | 2 | | 1,542 | 120 | | 1,422 | |
| AA-1126006 | 00000... | LLOYDS - SYNDICATE # 4472..... | GBR..... | | 6 | | | | | | | | | 1 | | 1 | | | 1 | |
| AA-1126003 | 00000... | LLOYDS - SYNDICATE # 5000..... | GBR..... | | 28 | | | | | | | | | 14 | | 14 | 1 | | 13 | |

22.3

SCHEDULE F - PART 3

Ceded Reinsurance as of December 31, Current Year (000 Omitted)

| 1 ID Number | 2 NAIC Company Code | 3 Name of Reinsurer | 4 Domiciliary Jurisdiction | 5 Reinsurance Contracts Ceding 75% or More of Direct Premiums Written | 6 Reinsurance Premiums Ceded | Reinsurance Recoverable on | | | | | | | | Reinsurance Payable | | 18 Net Amount Recoverable From Reinsurers Col. 15-[16+17] | 19 Funds Held By Company Under Reinsurance Treaties | |
|-------------------|---|---|----------------------------------|---|---------------------------------------|----------------------------|------------------|--|--|--------------------------------|-------------------------------|----------------------------|---------------------------------|------------------------------------|------------------------------------|--|--|--|
| | | | | | | 7 Paid Losses | 8 Paid LAE | 9 Known Case Loss Reserves | 10 Known Case LAE Reserves | 11 IBNR Loss Reserves | 12 IBNR LAE Reserves | 13 Unearned Premiums | 14 Contingent Commissions | 15 Cols. 7 thru 14 Totals | 16 Ceded Balances Payable | | | 17 Other Amounts Due to Reinsurers |
| AA-1120080 | 00000... | LLOYDS - SYNDICATE # 5151..... | GBR..... | | (94) | | | | | | | | | 0 | | | 0 | |
| AA-1120048 | 00000... | LLOYDS - SYNDICATE # 5820..... | GBR..... | | 3 | | | | | | | | | 1 | (1) | | 2 | |
| AA-1840000 | 00000... | MAPFRE RE CO DE REASEGUROS S A..... | ESP..... | | 873 | 239 | 7 | 833 | | 128 | 70 | 355 | | 1,632 | 243 | | 1,389 | |
| AA-1121425 | 00000... | MARKEL INTERNATIONAL INSURANCE COMPANY L..... | GBR..... | | 4 | | | | | | | | | 2 | | | 2 | |
| AA-3194129 | 00000... | MONTPELIER REINSURANCE LTD..... | BMU..... | | 3,204 | 658 | 21 | 2,941 | 176 | 2,387 | 948 | 1,451 | | 8,582 | 688 | | 7,894 | |
| AA-1580065 | 00000... | NISSAN FIRE & MARINE INSURANCE CO. LTD..... | JPN..... | | | | | 13 | | | | | | 13 | | | 13 | |
| AA-3190686 | 00000... | PARTNERRE GRP..... | BMU..... | | 26 | 7 | | | | | | | | 7 | 11 | | (4) | |
| AA-1121480 | 00000... | UNIONAMERICA INSURANCE COMPANY LTD..... | GBR..... | | | | | 13 | | | | | | 13 | | | 13 | |
| AA-1460185 | 00000... | WINTERTHUR SCHWEIZERISCHE VERSGES AG..... | CHE..... | | (54) | | | 3 | | | | | | 3 | | | 3 | |
| AA-1121575 | 00000... | YASUDA FIRE & MARINE INS CO OF EUROPE..... | GBR..... | | | | | 9 | | | | | | 9 | | | 9 | |
| 1299998 | Total Authorized Other Non-U.S. Insurers (Under \$100,000)..... | | | | 4 | | | (4) | | | | 10 | | 6 | | | 6 | |
| 1299999 | Total Authorized Other Non-U.S. Insurers..... | | | | 41,269 | 8,850 | 206 | 51,137 | 528 | 17,694 | 4,454 | 12,664 | 0 | 95,533 | 14,583 | 0 | 80,950 | 0 |
| 1399999 | Total Authorized..... | | | | 390,246 | 81,103 | 7,841 | 108,215 | 6,503 | 84,431 | 31,817 | 41,419 | 0 | 361,329 | 100,411 | 0 | 260,918 | 0 |

Unauthorized Affiliates-Other (Non-U.S.) - Other

| | | | | | | | | | | | | | | | | | | |
|------------|---|---|----------|--|--------|-----|----|-------|---|---|-----|--------|---|--------|-------|---|--------|---|
| AA-3190411 | 00000... | RISK ENGINEERING INSURANCE COMPANY LTD..... | BMU..... | | 25,195 | 495 | 17 | 5,729 | | | 112 | 10,995 | | 17,348 | 5,137 | | 12,211 | |
| 1999999 | Total Unauthorized Affiliates - Other (Non-U.S.) - Other..... | | | | 25,195 | 495 | 17 | 5,729 | 0 | 0 | 112 | 10,995 | 0 | 17,348 | 5,137 | 0 | 12,211 | 0 |
| 2099999 | Total Unauthorized Affiliates - Other (Non-U.S.) - Total..... | | | | 25,195 | 495 | 17 | 5,729 | 0 | 0 | 112 | 10,995 | 0 | 17,348 | 5,137 | 0 | 12,211 | 0 |
| 2199999 | Total Unauthorized Affiliates..... | | | | 25,195 | 495 | 17 | 5,729 | 0 | 0 | 112 | 10,995 | 0 | 17,348 | 5,137 | 0 | 12,211 | 0 |

Unauthorized Other U.S. Unaffiliated Insurers

| | | | | | | | | | | | | | | | | | | |
|------------|--|----------------------------------|---------|--|-----|----|---|------|-----|-------|-----|----|---|-------|---|---|-------|---|
| 95-2488300 | 23671... | DANIELSON INSURANCE COMPANY..... | CA..... | | | 15 | | (15) | | | | | | 0 | | | 0 | |
| 95-1466743 | 19852... | FINANCIAL INDEMNITY COMPANY..... | IL..... | | | | | | 176 | 1,885 | 669 | | | 2,730 | | | 2,730 | |
| 75-3140952 | 11899... | FORTUNA ASSURANCE COMPANY..... | VT..... | | 200 | 9 | 2 | 56 | | | | 32 | | 99 | | | 99 | |
| 2299998 | Total Unauthorized Other U.S. Unaffiliated Insurers (Under \$100,000)..... | | | | | 37 | | (37) | | | | | | 0 | | | 0 | |
| 2299999 | Total Unauthorized Other U.S. Unaffiliated Insurers..... | | | | 200 | 61 | 2 | 4 | 176 | 1,885 | 669 | 32 | 0 | 2,829 | 0 | 0 | 2,829 | 0 |

Unauthorized Pools-Mandatory Pools

| | | | | | | | | | | | | | | | | | | |
|------------|---|------------------------------------|---------|--|---|---|---|---|---|---|---|---|---|---|---|---|---|---|
| AA-9991500 | 00000... | ILLINOIS MINE SUBSIDENCE FUND..... | IL..... | | 1 | | | | | | | | | 0 | | | 0 | |
| 2399999 | Total Unauthorized Pools - Mandatory Pools..... | | | | 1 | 0 | 0 | 0 | 0 | 0 | 0 | 0 | 0 | 0 | 0 | 0 | 0 | 0 |

Unauthorized Other Non-U.S. Insurers

| | | | | | | | | | | | | | | | | | | |
|------------|----------|---|----------|--|-------|-----|---|-------|-----|-------|-----|-------|--|-------|-----|--|-------|--|
| AA-3190906 | 00000... | AEOLUS..... | BMU..... | | 145 | | | | | | | | | 0 | 98 | | (98) | |
| AA-3194128 | 00000... | ALLIED WORLD ASSURANCE COMPANY LTD..... | BMU..... | | 86 | | | | | | | | | 0 | 46 | | (46) | |
| AA-1460019 | 00000... | AMLIN AG..... | CHE..... | | 1,574 | 83 | 4 | 469 | | | 112 | 563 | | 1,231 | 481 | | 750 | |
| AA-3194126 | 00000... | ARCH REINSURANCE LTD..... | BMU..... | | 2,552 | 181 | 8 | 1,219 | | | 224 | 1,126 | | 2,871 | 654 | | 2,217 | |
| AA-3190932 | 00000... | ARGO RE LTD..... | BMU..... | | 508 | 89 | | 1,501 | | | 595 | | | 2,185 | 237 | | 1,948 | |
| AA-1120157 | 00000... | ASTA MANAGING AGENCY LIMITED (DUW -1729)..... | GBR..... | | 20 | | | | | | | | | 0 | 20 | | (20) | |
| AA-1120049 | 00000... | CATLIN CANADA INC..... | GBR..... | | 40 | | | | | | | 16 | | 16 | | | 16 | |
| AA-3194161 | 00000... | CATLIN INSURANCE COMPANY LTD..... | BMU..... | | 667 | | | 274 | | | | | | 274 | 364 | | (90) | |
| AA-3191216 | 00000... | COLLATERALISED RE (L) LTD..... | BMU..... | | 12 | | | | | | | | | 0 | 9 | | (9) | |
| AA-1340085 | 00000... | E+S RUCKVERSICHERUNGS AKLIENGESELSCHAFT..... | DEU..... | | | | | 1 | 176 | 1,885 | 669 | | | 2,731 | | | 2,731 | |

22.4

SCHEDULE F - PART 3

Ceded Reinsurance as of December 31, Current Year (000 Omitted)

| 1 ID Number | 2 NAIC Company Code | 3 Name of Reinsurer | 4 Domiciliary Jurisdiction | 5 Reinsurance Contracts Ceding 75% or More of Direct Premiums Written | 6 Reinsurance Premiums Ceded | Reinsurance Recoverable on | | | | | | | | | Reinsurance Payable | | 18 Net Amount Recoverable From Reinsurers Col. 15-[16+17] | 19 Funds Held By Company Under Reinsurance Treaties | |
|-------------------|------------------------------|---|----------------------------------|---|---------------------------------------|----------------------------|------------------|--|--|--------------------------------|-------------------------------|----------------------------|---------------------------------|------------------------------------|------------------------------------|--|--|--|-------|
| | | | | | | 7 Paid Losses | 8 Paid LAE | 9 Known Case Loss Reserves | 10 Known Case LAE Reserves | 11 IBNR Loss Reserves | 12 IBNR LAE Reserves | 13 Unearned Premiums | 14 Contingent Commissions | 15 Cols. 7 thru 14 Totals | 16 Ceded Balances Payable | 17 Other Amounts Due to Reinsurers | | | |
| AA-3194130 | 00000 | ENDURANCE SPECIALTY INSURANCE CO..... | BMU..... | | 198 |89 | | 1,322 | |510 | | | | | 1,921 |98 | | 1,823 | |
| AA-1460060 | 00000 | GEN REINS CORP (EUROPE) AG..... | GBR..... | | 14 | | | | | | | | | | 0 |96 | | (96) | |
| AA-1120697 | 00000 | GREAT LAKES REINSURANCE (UK) LTD..... | GBR..... | | 12 | | | | | | | | | | 2 | | | 2 | |
| AA-1560483 | 00000 | HANNOVER RUCKVERSICHERUNGS AKTIENGESELLS..... | CAN..... | | 44 | | | 6 |176 |1,885 |669 | | | | 2,756 | | | 2,756 | |
| AA-3190875 | 00000 | HISCOX (BERMUDA) LTD..... | BMU..... | | 1,111 |296 |11 | 1,268 | |255 |84 |459 | | | 2,373 |296 | | 2,077 | |
| AA-2230425 | 00000 | I.R.B. BRASIL RESSEGUROS SA..... | BRA..... | | |72 | | 61 | | | | | | | 133 | | | 133 | |
| AA-1560717 | 00000 | LIBERTY INS CO OF CANADA..... | CAN..... | | 195 | | | | | | |107 | | | 107 |25 | | 82 | |
| AA-1126807 | 00000 | LLOYDS - SYNDICATE # 0807..... | GBR..... | | 1 | | | | | | | | | | 0 | | | 0 | |
| AA-1120887 | 00000 | LONDON & EDINBURG INSURANCE CO. LTD..... | GBR..... | | | | | 5 | | | | | | | 5 | | | 5 | |
| AA-1340165 | 00000 | MUNCHENER RUCKVERSICHERUNGS GESELLSCHAFT..... | DEU..... | | 4,088 |902 |29 | 2,336 | |85 |336 |1,709 | | | 5,397 |1,117 | | 4,280 | |
| AA-1560600 | 00000 | MUNICH REINSURANCE CO. OF CANADA..... | CAN..... | | 244 | | | | | | |78 | | | 78 |88 | | (10) | |
| AA-1120011 | 00000 | MUNICH REINSURANCE COMPANY (UK) GENERAL..... | GBR..... | | | | | | | | | | | | 0 |39 | | (39) | |
| AA-1121077 | 00000 | NISSAN INS. CO. (EUROPE) LTD..... | GBR..... | | | | | 3 | | | | | | | 3 | | | 3 | |
| AA-1320034 | 00000 | PARIS RE..... | CAN..... | | | | | | | | | | | | 0 |(1) | | 1 | |
| AA-1780078 | 00000 | PARTNER REINSURANCE EUROPE SE..... | IRL..... | | 83 | | | | | | | | | | 0 |83 | | (83) | |
| AA-1320265 | 00000 | PARTNERRE SA..... | FRA..... | | 125 | | | | | | | | | | 0 |46 | | (46) | |
| AA-1120158 | 00000 | PEMBROKE MANAGING AGENCY LIMITED (ACA -..... | GBR..... | | 21 | | | | | | | | | | 0 |21 | | (21) | |
| AA-1320230 | 00000 | PFA TIARD..... | FRA..... | | | | | 13 | | | | | | | 13 | | | 13 | |
| AA-3160102 | 00000 | RIVERVIEW INSURANCE CO LTD..... | BRB..... | | 62 |4 |2 | | | | | | | | 6 |(2) | | 8 | |
| AA-1120013 | 00000 | ROYAL INS (UK) LTD..... | GBR..... | | |2 | | | | | | | | | 2 | | | 2 | |
| AA-3191267 | 00000 | SECURIS RE I LTD..... | BMU..... | | 230 | | | | | | | | | | 0 |230 | | (230) | |
| AA-3191268 | 00000 | SECURIS RE IV LTD..... | BMU..... | | 59 | | | | | | | | | | 0 |59 | | (59) | |
| AA-3194212 | 00000 | SOBRAL LIMITED..... | BMU..... | | 260 |12 |8 | | | | |174 | | | 194 | | | 194 | |
| AA-1121375 | 00000 | ST PAUL TRAVELERS INS CO LTD..... | GBR..... | | | | | 14 | | | | | | | 14 | | | 14 | |
| AA-1560160 | 00000 | SWISS REINSURANCE COMPANY CANADA..... | CAN..... | | 1,876 | | | | | | |701 | | | 701 |534 | | 167 | |
| AA-3190870 | 00000 | VALIDUS RE..... | BMU..... | | 315 |30 | | 1,519 | |680 | | | | | 2,229 |167 | | 2,062 | |
| AA-3190180 | 00000 | WESTERN GENERAL INSURANCE LTD..... | BMU..... | | | | | 1 | | | | | | | 1 | | | 1 | |
| AA-1780072 | 00000 | XL RE EUROPE PLC..... | IRL..... | | 92 | | | 372 | | | | | | | 372 | | | 372 | |
| AA-3190757 | 00000 | XL RE LTD..... | BMU..... | | 119 |89 |1 | 424 | |85 | | | | | 599 |39 | | 560 | |
| AA-1460190 | 00000 | ZURICH INS CO LTD..... | CHE..... | | |30 |4 | | | | | | | | 34 | | | 34 | |
| 2599998 | | Total Unauthorized Other Non-U.S. Insurers (Under \$100,000)..... | | | | | | (5) | | | | | | | (5) | | | (5) | |
| 2599999 | | Total Unauthorized Other Non-U.S. Insurers..... | | | 14,753 | 1,879 | 67 | 10,803 | 352 | 6,093 | 2,094 | 4,955 | 0 | 26,243 | 4,844 | 0 | 21,399 | 0 | |
| 2699999 | | Total Unauthorized..... | | | 40,149 | 2,435 | 86 | 16,536 | 528 | 7,978 | 2,875 | 15,982 | 0 | 46,420 | 9,981 | 0 | 36,439 | 0 | |
| 4099999 | | Total Authorized, Unauthorized and Certified..... | | | 430,395 | 83,538 | 7,927 | 124,751 | 7,031 | 92,409 | 34,692 | 57,401 | 0 | 407,749 | 110,392 | 0 | 297,357 | 0 | |
| 9999999 | | Totals..... | | | 430,395 | 83,538 | 7,927 | 124,751 | 7,031 | 92,409 | 34,692 | 57,401 | 0 | 407,749 | 110,392 | 0 | 297,357 | 0 | |

22.5

SCHEDULE F - PART 3

Ceded Reinsurance as of December 31, Current Year (000 Omitted)

| 1 ID Number | 2 NAIC Company Code | 3 Name of Reinsurer | 4 Domiciliary Jurisdiction | 5 Reinsurance Contracts Ceding 75% or More of Direct Premiums Written | 6 Reinsurance Premiums Ceded | Reinsurance Recoverable on | | | | | | | | | Reinsurance Payable | | 18 Net Amount Recoverable From Reinsurers Col. 15-[16+17] | 19 Funds Held By Company Under Reinsurance Treaties |
|-------------------|------------------------------|------------------------|----------------------------------|---|---------------------------------------|----------------------------|------------------|--|--|--------------------------------|-------------------------------|----------------------------|---------------------------------|------------------------------------|------------------------------------|--|--|--|
| | | | | | | 7 Paid Losses | 8 Paid LAE | 9 Known Case Loss Reserves | 10 Known Case LAE Reserves | 11 IBNR Loss Reserves | 12 IBNR LAE Reserves | 13 Unearned Premiums | 14 Contingent Commissions | 15 Cols. 7 thru 14 Totals | 16 Ceded Balances Payable | 17 Other Amounts Due to Reinsurers | | |

Note A: Report the five largest provisional commission rates included in the cedant's reinsurance treaties. The commission rate to be reported is by contract with ceded premium in excess of \$50,000.

| 1 Name of Reinsurer | 2 Commission Rate | 3 Ceded Premium |
|------------------------|-------------------------|-----------------------|
| (1) | | |
| (2) | | |
| (3) | | |
| (4) | | |
| (5) | | |

Note B: Report the five largest reinsurance recoverables reported in Column 15, due from any one reinsurer (based on the total recoverables, Line 9999999, Column 15), the amount of ceded premium, and indicate whether the recoverables are due from an affiliated insurer.

| 1 Name of Reinsurer | 2 Total Recoverables | 3 Ceded Premiums | 4 Affiliated | |
|--|----------------------------|------------------------|-----------------|----------|
| (1) FACTORY MUTUAL INSURANCE COMPANY..... |54,994 |291,913 | Yes [X] | No [] |
| (2) GENERAL REINSURANCE CORPORATION..... |24,886 |17,075 | Yes [] | No [X] |
| (3) EVEREST REINSURANCE COMPANY..... |20,636 |9,992 | Yes [] | No [X] |
| (4) RISK ENGINEERING INSURANCE COMPANY..... |17,348 |25,195 | Yes [X] | No [] |
| (5) SWISS REINSURANCE AMERICA CORPORATION..... |15,925 |8,085 | Yes [] | No [X] |

SCHEDULE F - PART 4

Aging of Ceded Reinsurance as of December 31, Current Year (000 Omitted)

| 1 ID Number | 2 NAIC Company Code | 3 Name of Reinsurer | 4 Domiciliary Jurisdiction | 5 Reinsurance Recoverable on Paid Losses and Paid Loss Adjustment Expenses | | | | | | 11 Total Due Cols. 5 + 10 | 12 Percentage Overdue Col. 10 / Col. 11 | 13 Percentage More Than 120 Days Overdue Col. 9 / Col. 11 |
|--|--|--|----------------------------------|---|-------------------|--------------------|---------------------|--------------------|--|------------------------------------|--|--|
| | | | | 5 Current | 6 Overdue | | | | 10 Total Overdue Cols. 6 + 7 + 8 + 9 | | | |
| | | | | | 6 1 to 29 Days | 7 30 to 90 Days | 8 91 to 120 Days | 9 Over 120 Days | | | | |
| Authorized Affiliates-U.S. Intercompany Pooling | | | | | | | | | | | | |
| 05-0316605.. | 21482.... | FACTORY MUTUAL INSURANCE COMPANY..... | RI..... | 54,537 | | | | | 0 | 54,537 | 0.0 | 0.0 |
| 0199999.. | Total Authorized - Affiliates - U.S. Intercompany Pooling..... | | | 54,537 | 0 | 0 | 0 | 0 | 0 | 54,537 | 0.0 | 0.0 |
| 0899999.. | Total Authorized - Affiliates..... | | | 54,537 | 0 | 0 | 0 | 0 | 0 | 54,537 | 0.0 | 0.0 |
| Authorized Other U.S. Unaffiliated Insurers | | | | | | | | | | | | |
| 06-0237820.. | 20699.... | ACE PROPERTY & CASUALTY INS CO..... | PA..... | 55 | | 13 | | 72 | 85 | 140 | 60.7 | 51.4 |
| 36-0719665.. | 19232.... | ALLSTATE INSURANCE COMPANY..... | IL..... | 514 | | 65 | 1 | 1 | 67 | 581 | 11.5 | 0.2 |
| 36-2661954.. | 10103.... | AMERICAN AGRICULTURAL INSURANCE COMPANY..... | IN..... | 278 | | | | | 0 | 278 | 0.0 | 0.0 |
| 59-0593886.. | 10111.... | AMERICAN BANKERS INS CO OF FLA..... | FL..... | 4 | | | | | 0 | 4 | 0.0 | 0.0 |
| 04-1028440.. | 19569.... | AMERICAN MUTUAL LIABILITY INS. CO..... | MA..... | 14 | | | | | 0 | 14 | 0.0 | 0.0 |
| 36-0727470.. | 13358.... | AMERICAN MUTUAL REINSURANCE CO..... | IL..... | 79 | | | | | 0 | 79 | 0.0 | 0.0 |
| 06-1430254.. | 10348.... | ARCH REINSURANCE COMPANY..... | NE..... | 22 | | | | 55 | 55 | 77 | 71.4 | 71.4 |
| 94-1390273.. | 19801.... | ARGONAUT INSURANCE COMPANY..... | IL..... | 24 | | | | | 0 | 24 | 0.0 | 0.0 |
| 47-0574325.. | 32603.... | BERKLEY INSURANCE COMPANY..... | DE..... | 477 | | | | | 0 | 477 | 0.0 | 0.0 |
| 13-2781282.. | 25070.... | CLEARWATER INSURANCE COMPANY..... | DE..... | 1,217 | | 21 | | | 21 | 1,238 | 1.7 | 0.0 |
| 31-0908652.. | 22144.... | CONSTELLATION REINSURANCE CO..... | NY..... | 8 | | | | | 0 | 8 | 0.0 | 0.0 |
| 13-5010440.. | 35289.... | CONTINENTAL INSURANCE COMPANY..... | PA..... | | | | | 23 | 23 | 23 | 100.0 | 100.0 |
| 37-0807507.. | 20990.... | COUNTRY MUTUAL INSURANCE COMPANY..... | IL..... | 38 | | | | | 0 | 38 | 0.0 | 0.0 |
| 06-0383480.. | 21016.... | COVENANT MUTUAL INSURANCE COMPANY..... | CT..... | 1 | | | | | 0 | 1 | 0.0 | 0.0 |
| 13-2725603.. | 28541.... | DOMINION INSURANCE CO OF AMERICA..... | NY..... | 13 | | | | | 0 | 13 | 0.0 | 0.0 |
| 38-2145898.. | 33499.... | DORINCO REINSURANCE COMPANY..... | MI..... | | | | | | 0 | 0 | 0.0 | 0.0 |
| 39-0264050.. | 21458.... | EMPLOYERS INSURANCE OF WAUSAU..... | WI..... | 41 | | | | | 0 | 41 | 0.0 | 0.0 |
| 42-0234980.. | 21415.... | EMPLOYERS MUTUAL CASUALTY COMPANY..... | IA..... | 101 | | | | | 0 | 101 | 0.0 | 0.0 |
| 35-2293075.. | 11551.... | ENDURANCE REINS CORP OF AMERICA..... | DE..... | 4,361 | | | | | 0 | 4,361 | 0.0 | 0.0 |
| 22-2005057.. | 26921.... | EVEREST REINSURANCE COMPANY..... | DE..... | 2,123 | | | | (34) | (34) | 2,089 | (1.6) | (1.6) |
| 74-1280541.. | 24384.... | FAIRMONT SPECIALTY INS CO..... | CA..... | 17 | | 8 | | 34 | 42 | 59 | 71.2 | 57.6 |
| 75-1588101.. | 35882.... | GEICO GENERAL INSURANCE COMPANY..... | MD..... | 34 | | | | | 0 | 34 | 0.0 | 0.0 |
| 13-2673100.. | 22039.... | GENERAL REINSURANCE CORPORATION..... | DE..... | 2,410 | | | | 114 | 114 | 2,524 | 4.5 | 4.5 |
| 13-1958482.. | 11967.... | GENERAL STAR NATIONAL INS. CO..... | DE..... | 3 | | 3 | | | 3 | 6 | 50.0 | 0.0 |
| 13-6107326.. | 11266.... | GLOBAL REINS CORP US BRANCH..... | NY..... | 14 | | | | | 0 | 14 | 0.0 | 0.0 |
| 13-5009848.. | 21032.... | GLOBAL REINSURANCE CORP OF AMERICA..... | NY..... | 87 | | | | | 0 | 87 | 0.0 | 0.0 |
| 74-1296673.. | 22489.... | HIGHLANDS INSURANCE COMPANY..... | TX..... | 13 | | | | | 0 | 13 | 0.0 | 0.0 |
| 23-0723970.. | 22713.... | INSURANCE COMPANY OF NORTH AMERICA..... | PA..... | 78 | | 33 | | 159 | 192 | 270 | 71.1 | 58.9 |
| 04-1543470.. | 23043.... | LIBERTY MUTUAL INSURANCE COMPANY..... | MA..... | 111 | | | | | 0 | 111 | 0.0 | 0.0 |
| 34-0368340.. | 23086.... | LMI INSURANCE COMPANY..... | OH..... | 2 | | | | | 0 | 2 | 0.0 | 0.0 |
| 13-4924125.. | 10227.... | MUNICH REINSURANCE AMERICA INC..... | DE..... | 81 | | (1) | | (72) | (73) | 8 | (912.5) | (900.0) |
| 38-0865250.. | 11991.... | NATIONAL CASUALTY COMPANY..... | WI..... | 30 | | 1 | | 33 | 34 | 64 | 53.1 | 51.6 |
| 06-1053492.. | 41629.... | NEW ENGLAND REINSURANCE CORPORATION..... | CT..... | 60 | | | | | 0 | 60 | 0.0 | 0.0 |
| 39-0509630.. | 23914.... | NORTHWESTERN NATIONAL INS CO MILWAUKEE..... | WI..... | 2 | | | | | 0 | 2 | 0.0 | 0.0 |

SCHEDULE F - PART 4

Aging of Ceded Reinsurance as of December 31, Current Year (000 Omitted)

| 1 ID Number | 2 NAIC Company Code | 3 Name of Reinsurer | 4 Domiciliary Jurisdiction | 5 Reinsurance Recoverable on Paid Losses and Paid Loss Adjustment Expenses | | | | | | 11 Total Due Cols. 5 + 10 | 12 Percentage Overdue Col. 10 / Col. 11 | 13 Percentage More Than 120 Days Overdue Col. 9 / Col. 11 |
|---|------------------------------|--|----------------------------------|---|-------------------|--------------------|---------------------|--------------------|--|------------------------------------|--|--|
| | | | | 5 Current | Overdue | | | | 10 Total Overdue Cols. 6 + 7 + 8 + 9 | | | |
| | | | | | 6 1 to 29 Days | 7 30 to 90 Days | 8 91 to 120 Days | 9 Over 120 Days | | | | |
| 47-0698507.. | 23680.... | ODYSSEY REINSURANCE CO..... | CT..... | 1 | | | | | 0 | 1 | 0.0 | 0.0 |
| 25-0410420.. | 24147.... | OLD REPUBLIC INSURANCE CO..... | PA..... | 17 | | 8 | | 34 | 42 | 59 | 71.2 | 57.6 |
| 13-3031176.. | 38636.... | PARTNER REINS CO OF THE US..... | NY..... | 69 | | (3) | | | (3) | 66 | (4.5) | 0.0 |
| 23-1642962.. | 12262.... | PENNSYLVANIA MANUFACTURERS ASSOC INS..... | PA..... | 37 | | 1 | | | 1 | 38 | 2.6 | 0.0 |
| 23-1641984.. | 10219.... | QBE REINSURANCE CORP..... | PA..... | 323 | | | | | 0 | 323 | 0.0 | 0.0 |
| 75-1444207.. | 30058.... | SCOR REINSURANCE COMPANY..... | NY..... | 522 | | 21 | 3 | 22 | 46 | 568 | 8.1 | 3.9 |
| 13-2997499.. | 38776.... | SIRIUS AMERICA INSURANCE CO..... | NY..... | 126 | | 1 | | 31 | 32 | 158 | 20.3 | 19.6 |
| 75-1670124.. | 38318.... | STARR IND & LIAB COMPANY..... | TX..... | 396 | | 16 | 3 | | 19 | 415 | 4.6 | 0.0 |
| 31-4423946.. | 10952.... | STONEBRIDGE CASUALTY INS COMPANY..... | OH..... | 14 | | | | | 0 | 14 | 0.0 | 0.0 |
| 13-1675535.. | 25364.... | SWISS REINSURANCE AMERICA CORPORATION..... | NY..... | 1,817 | | 3 | | 4 | 7 | 1,824 | 0.4 | 0.2 |
| 13-5616275.. | 19453.... | TRANSATLANTIC REINSURANCE COMPANY..... | NY..... | 87 | | | | | 0 | 87 | 0.0 | 0.0 |
| 06-0566050.. | 25658.... | TRAVELERS INDEMNITY COMPANY..... | CT..... | 38 | | | | | 0 | 38 | 0.0 | 0.0 |
| 48-0921045.. | 39845.... | WESTPORT INSURANCE CORPORATION..... | MO..... | 133 | | | 1 | 1 | 2 | 135 | 1.5 | 0.7 |
| 13-1290712.. | 20583.... | XL REINSURANCE AMERICA INC..... | NY..... | 2,570 | | 5 | | (8) | (3) | 2,567 | (0.1) | (0.3) |
| 0999999. | | Total Authorized - Other U.S. Unaffiliated Insurers..... | | 18,462 | 0 | 195 | 8 | 469 | 672 | 19,134 | 3.5 | 2.5 |
| Authorized Pools-Voluntary Pools | | | | | | | | | | | | |
| AA-9995081. | 00000.... | AGENCY MANAGERS LTD..... | NY..... | 2 | | 3 | | | 3 | 5 | 60.0 | 0.0 |
| AA-9995022. | 00000.... | EXCESS AND CASUALTY REINSURANCE ASSOC..... | PA..... | 395 | | 116 | 19 | 5,676 | 5,811 | 6,206 | 93.6 | 91.5 |
| 1199999. | | Total Authorized - Pools - Voluntary Pools..... | | 397 | 0 | 119 | 19 | 5,676 | 5,814 | 6,211 | 93.6 | 91.4 |
| Authorized Other Non-U.S. Insurers | | | | | | | | | | | | |
| AA-1560515. | 00000.... | ACE INA INS..... | CAN..... | | | | | (36) | (36) | (36) | 100.0 | 100.0 |
| AA-3194168. | 00000.... | ASPEN INSURANCE LIMITED..... | BMU..... | 444 | | | | | 0 | 444 | 0.0 | 0.0 |
| AA-1120337. | 00000.... | ASPEN INSURANCE UK LIMITED..... | GBR..... | 2,360 | | | 6 | | 6 | 2,366 | 0.3 | 0.0 |
| AA-3194139. | 00000.... | AXIS SPECIALTY LTD..... | BMU..... | 879 | | | | | 0 | 879 | 0.0 | 0.0 |
| AA-1340125. | 00000.... | HANNOVER RUCKVERSICHERUNGS AG..... | DEU..... | 2,003 | | | | | 0 | 2,003 | 0.0 | 0.0 |
| AA-2230425. | 00000.... | I.R.B., IST. DE RESS DO BRAZIL..... | BRA..... | | | | | (6) | (6) | (6) | 100.0 | 100.0 |
| AA-3190871. | 00000.... | LANCASHIRE INSURANCE COMPANY LIMITED..... | BMU..... | 52 | | | | | 0 | 52 | 0.0 | 0.0 |
| AA-1122000. | 00000.... | LLOYD'S..... | GBR..... | 148 | | | | | 0 | 148 | 0.0 | 0.0 |
| AA-1126033. | 00000.... | LLOYDS - SYNDICATE # 0033..... | GBR..... | 311 | | | | | 0 | 311 | 0.0 | 0.0 |
| AA-1126435. | 00000.... | LLOYDS - SYNDICATE # 0435..... | GBR..... | 226 | | | | | 0 | 226 | 0.0 | 0.0 |
| AA-1126510. | 00000.... | LLOYDS - SYNDICATE # 0510..... | GBR..... | 342 | | | | | 0 | 342 | 0.0 | 0.0 |
| AA-1126566. | 00000.... | LLOYDS - SYNDICATE # 0566..... | GBR..... | 219 | | | | | 0 | 219 | 0.0 | 0.0 |
| AA-1126609. | 00000.... | LLOYDS - SYNDICATE # 0609..... | GBR..... | 7 | | | | | 0 | 7 | 0.0 | 0.0 |
| AA-1126623. | 00000.... | LLOYDS - SYNDICATE # 0623..... | GBR..... | 27 | | | | | 0 | 27 | 0.0 | 0.0 |
| AA-1126626. | 00000.... | LLOYDS - SYNDICATE # 0626..... | GBR..... | 219 | | | | | 0 | 219 | 0.0 | 0.0 |
| AA-1126727. | 00000.... | LLOYDS - SYNDICATE # 0727..... | GBR..... | 66 | | | | | 0 | 66 | 0.0 | 0.0 |
| AA-1126780. | 00000.... | LLOYDS - SYNDICATE # 0780..... | GBR..... | 18 | | | | | 0 | 18 | 0.0 | 0.0 |
| AA-1127414. | 00000.... | LLOYDS - SYNDICATE # 1414..... | GBR..... | 3 | | | | (40) | (40) | (37) | 108.1 | 108.1 |

23.1

SCHEDULE F - PART 4

Aging of Ceded Reinsurance as of December 31, Current Year (000 Omitted)

| 1 ID Number | 2 NAIC Company Code | 3 Name of Reinsurer | 4 Domiciliary Jurisdiction | 5 Reinsurance Recoverable on Paid Losses and Paid Loss Adjustment Expenses | | | | | | 11 Total Due Cols. 5 + 10 | 12 Percentage Overdue Col. 10 / Col. 11 | 13 Percentage More Than 120 Days Overdue Col. 9 / Col. 11 | |
|---|---|---|----------------------------------|---|-------------------|--------------------|---------------------|--------------------|--|------------------------------------|--|--|-----|
| | | | | 5 Current | 6 Overdue | | | | 10 Total Overdue Cols. 6 + 7 + 8 + 9 | | | | |
| | | | | | 6 1 to 29 Days | 7 30 to 90 Days | 8 91 to 120 Days | 9 Over 120 Days | | | | | |
| AA-1120096. | 00000..... | LLOYDS - SYNDICATE # 1880..... | GBR..... | 274 | | | | | 0 | 274 | 0.0 | 0.0 | |
| AA-1128003. | 00000..... | LLOYDS - SYNDICATE # 2003..... | GBR..... | 158 | | | | | 0 | 158 | 0.0 | 0.0 | |
| AA-1120071. | 00000..... | LLOYDS - SYNDICATE # 2007..... | GBR..... | 44 | | | | | 0 | 44 | 0.0 | 0.0 | |
| AA-1128010. | 00000..... | LLOYDS - SYNDICATE # 2010..... | GBR..... | 4 | | | | | 0 | 4 | 0.0 | 0.0 | |
| AA-1128623. | 00000..... | LLOYDS - SYNDICATE # 2623..... | GBR..... | 121 | | | | | 0 | 121 | 0.0 | 0.0 | |
| AA-1128791. | 00000..... | LLOYDS - SYNDICATE # 2791..... | GBR..... | 55 | | | | | 0 | 55 | 0.0 | 0.0 | |
| AA-1128987. | 00000..... | LLOYDS - SYNDICATE # 2987..... | GBR..... | 105 | | | | | 0 | 105 | 0.0 | 0.0 | |
| AA-1126005. | 00000..... | LLOYDS - SYNDICATE # 4000..... | GBR..... | 15 | | | | | 0 | 15 | 0.0 | 0.0 | |
| AA-1120075. | 00000..... | LLOYDS - SYNDICATE # 4020..... | GBR..... | 22 | | | | | 0 | 22 | 0.0 | 0.0 | |
| AA-1126004. | 00000..... | LLOYDS - SYNDICATE # 4444..... | GBR..... | 77 | | | | | 0 | 77 | 0.0 | 0.0 | |
| AA-1840000. | 00000..... | MAPFRE RE CO DE REASEGUROS S A..... | ESP..... | 246 | | | | | 0 | 246 | 0.0 | 0.0 | |
| AA-3194129. | 00000..... | MONTPELIER REINSURANCE LTD..... | BMU..... | 680 | | | | | 0 | 680 | 0.0 | 0.0 | |
| AA-3190686. | 00000..... | PARTNERRE GRP..... | BMU..... | | | | | 7 | 7 | 7 | 100.0 | 100.0 | |
| 1299999. | Total Authorized - Other Non-U.S. Insurers..... | | | 9,125 | 0 | 0 | 6 | (75) | (69) | 9,056 | (0.8) | (0.8) | |
| 1399999. | Total Authorized..... | | | 82,521 | 0 | 314 | 33 | 6,070 | 6,417 | 88,938 | 7.2 | 6.8 | |
| Unauthorized Affiliates-Other (Non-U.S.) - Other | | | | | | | | | | | | | |
| AA-3190411. | 00000..... | RISK ENGINEERING INSURANCE COMPANY LTD..... | BMU..... | 509 | | | | | 3 | 3 | 512 | 0.6 | 0.6 |
| 1999999. | Total Unauthorized - Affiliates - Other (Non-U.S.) - Other..... | | | 509 | 0 | 0 | 0 | 3 | 3 | 512 | 0.6 | 0.6 | |
| 2099999. | Total Unauthorized - Affiliates - Other (Non-U.S.) - Total..... | | | 509 | 0 | 0 | 0 | 3 | 3 | 512 | 0.6 | 0.6 | |
| 2199999. | Total Unauthorized - Affiliates..... | | | 509 | 0 | 0 | 0 | 3 | 3 | 512 | 0.6 | 0.6 | |
| Unauthorized Other U.S. Unaffiliated Insurers | | | | | | | | | | | | | |
| 00-0000000.. | 20737.... | CONSOLIDATED MUTUAL INSURANCE COMPANY..... | NY..... | 2 | | | | | 0 | 2 | 0.0 | 0.0 | |
| 95-2488300.. | 23671.... | DANIELSON INSURANCE COMPANY..... | CA..... | 15 | | | | | 0 | 15 | 0.0 | 0.0 | |
| 75-3140952.. | 11899.... | FORTUNA ASSURANCE COMPANY..... | VT..... | 7 | | 3 | | | 3 | 10 | 30.0 | 0.0 | |
| 00-0000000.. | 00000.... | SIGNAL INSURANCE COMPANY..... | CA..... | 35 | | | | | 0 | 35 | 0.0 | 0.0 | |
| 2299999. | Total Unauthorized - Other U.S. Unaffiliated Insurers..... | | | 59 | 0 | 3 | 0 | 0 | 3 | 62 | 4.8 | 0.0 | |
| Unauthorized Other Non-U.S. Insurers | | | | | | | | | | | | | |
| AA-1460019. | 00000..... | AMLIN AG..... | CHE..... | 87 | | | | | 0 | 87 | 0.0 | 0.0 | |
| AA-3194126. | 00000..... | ARCH REINSURANCE LTD..... | BMU..... | 189 | | | | | 0 | 189 | 0.0 | 0.0 | |
| AA-3190932. | 00000..... | ARGO RE LTD..... | BMU..... | 89 | | | | | 0 | 89 | 0.0 | 0.0 | |
| AA-3194130. | 00000..... | ENDURANCE SPECIALTY INSURANCE CO..... | BMU..... | 89 | | | | | 0 | 89 | 0.0 | 0.0 | |
| AA-3190875. | 00000..... | HISCOX (BERMUDA) LTD..... | BMU..... | 307 | | | | | 0 | 307 | 0.0 | 0.0 | |
| AA-2230425. | 00000..... | I.R.B. BRASIL RESSEGUROS SA..... | BRA..... | 22 | 31 | 19 | | | 50 | 72 | 69.4 | 0.0 | |
| AA-1340165. | 00000..... | MUNCHENER RUCKVERSICHERUNGS GESELLSCHAFT..... | DEU..... | 862 | | | | 69 | 69 | 931 | 7.4 | 7.4 | |
| AA-3160102. | 00000..... | RIVERVIEW INSURANCE CO LTD..... | BRB..... | | | 5 | | | 5 | 5 | 100.0 | 0.0 | |
| AA-1120013. | 00000..... | ROYAL INS (UK) LTD..... | GBR..... | | | | | | 2 | 2 | 100.0 | 100.0 | |
| AA-3194212. | 00000..... | SOBRAL LIMITED..... | BMU..... | 1 | | 13 | | | 7 | 20 | 95.2 | 33.3 | |
| AA-3190870. | 00000..... | VALIDUS RE..... | BMU..... | 30 | | | | | 0 | 30 | 0.0 | 0.0 | |
| AA-3190757. | 00000..... | XL RE LTD..... | BMU..... | 97 | | | | | 0 | 97 | 0.0 | 0.0 | |

23.2

SCHEDULE F - PART 4

Aging of Ceded Reinsurance as of December 31, Current Year (000 Omitted)

| 1 ID Number | 2 NAIC Company Code | 3 Name of Reinsurer | 4 Domiciliary Jurisdiction | Reinsurance Recoverable on Paid Losses and Paid Loss Adjustment Expenses | | | | | | | 12 Percentage Overdue Col. 10 / Col. 11 | 13 Percentage More Than 120 Days Overdue Col. 9 / Col. 11 | |
|-------------------|------------------------------|---|----------------------------------|--|-------------------|--------------------|---------------------|--------------------|------------------------------------|--|--|--|-------|
| | | | | 5 Current | Overdue | | | | 11 Total Due Cols. 5 + 10 | | | | |
| | | | | | 6 1 to 29 Days | 7 30 to 90 Days | 8 91 to 120 Days | 9 Over 120 Days | | 10 Total Overdue Cols. 6 + 7 + 8 + 9 | | | |
| AA-1460190. | 00000.... | ZURICH INS CO LTD..... | CHE..... | | | | | | 34 | 34 | 34 | 100.0 | 100.0 |
| 2599999. | | Total Unauthorized - Other Non-U.S. Insurers..... | | 1,773 | 31 | 37 | 0 | 112 | 180 | 1,953 | 9.2 | 5.7 | |
| 2699999. | | Total Unauthorized..... | | 2,341 | 31 | 40 | 0 | 115 | 186 | 2,527 | 7.4 | 4.6 | |
| 4099999. | | Total Authorized, Unauthorized and Certified..... | | 84,862 | 31 | 354 | 33 | 6,185 | 6,603 | 91,465 | 7.2 | 6.8 | |
| 9999999. | | Totals..... | | 84,862 | 31 | 354 | 33 | 6,185 | 6,603 | 91,465 | 7.2 | 6.8 | |

SCHEDULE F - PART 5

Provision for Unauthorized Reinsurance as of December 31, Current Year (000 Omitted)

| 1 | 2 | 3 | 4 | 5 | 6 | 7 | 8 | 9 | 10 | 11 | 12 | 13 | 14 | 15 | 16 | 17 | 18 |
|-----------|-------------------|-------------------|--------------------------|---|--|-------------------|---|------------------------|--------------------------------|--|--|---|---|--------------------------|---|--|---|
| ID Number | NAIC Company Code | Name of Reinsurer | Domiciliary Jurisdiction | Reinsurance Recoverable all Items Schedule F, Part 3, Col. 15 | Funds Held By Company Under Reinsurance Treaties | Letters of Credit | Issuing or Confirming Bank Reference Number (a) | Ceded Balances Payable | Miscellaneous Balances Payable | Trust Funds and Other Allowed Offset Items | Total Collateral and Offsets Allowed (Cols. 6 + 7 + 9 + 10 + 11 but not in Excess of Col. 5) | Provision for Unauthorized Reinsurance (Col. 5 minus Col. 12) | Recoverable Paid Losses & LAE Expenses Over 90 Days Past Due not in Dispute | 20% of Amount in Col. 14 | 20% of Amount in Dispute Included in Col. 5 | Provision for Overdue Reinsurance (Col. 15 plus Col. 16) | Total Provision for Reinsurance Ceded to Unauthorized Reinsurers (Col. 13 plus Col. 17 but not in Excess of Col. 5) |

Affiliates-Other Non-U.S. Insurers - Other

| | | | | | | | | | | | | | | | | | |
|-------------|---|--|----------|--------|---|---|----------|-------|---|--------|--------|---|---|---|---|---|---|
| AA-3190411. | 00000..... | RISK ENGINEERING INSURANCE COMPANY LTD | BMU..... | 17,236 | | | | 5,137 | | 24,977 | 17,236 | 0 | 3 | 1 | | 1 | 1 |
| 0699999. | Total Affiliates - Other Non-U.S. Insurers - Other..... | | | 17,236 | 0 | 0 | XXX..... | 5,137 | 0 | 24,977 | 17,236 | 0 | 3 | 1 | 0 | 1 | 1 |
| 0799999. | Total Affiliates - U.S. Non-Pool - Total..... | | | 17,236 | 0 | 0 | XXX..... | 5,137 | 0 | 24,977 | 17,236 | 0 | 3 | 1 | 0 | 1 | 1 |
| 0899999. | Total Affiliates..... | | | 17,236 | 0 | 0 | XXX..... | 5,137 | 0 | 24,977 | 17,236 | 0 | 3 | 1 | 0 | 1 | 1 |

Other U.S. Unaffiliated Insurers

| | | | | | | | | | | | | | | | | | |
|--------------|---|----------------------------------|---------|-----|---|---|----------|---|---|----|----|-----|---|---|---|---|-----|
| 95-1466743.. | 19852..... | FINANCIAL INDEMNITY COMPANY..... | IL..... | 176 | | | | | | | 0 | 176 | | 0 | | 0 | 176 |
| 75-3140952.. | 11899..... | FORTUNA ASSURANCE COMPANY..... | VT..... | 99 | | | | | | 99 | 99 | 0 | | 0 | | 0 | 0 |
| 0999999. | Total Other U.S. Unaffiliated Insurers..... | | | 275 | 0 | 0 | XXX..... | 0 | 0 | 99 | 99 | 176 | 0 | 0 | 0 | 0 | 176 |

Other Non-U.S. Insurers

| | | | | | | | | | | | | | | | | | |
|-------------|------------|---|----------|-------|--|-------|------|-------|--|-------|-------|-----|----|----|--|----|-----|
| AA-3190906. | 00000..... | AEOLUS..... | BMU..... | | | | | 98 | | | 0 | 0 | | 0 | | 0 | 0 |
| AA-3194128. | 00000..... | ALLIED WORLD ASSURANCE COMPANY LTD | BMU..... | | | | | 46 | | | 0 | 0 | | 0 | | 0 | 0 |
| AA-1460019. | 00000..... | AMLIN AG..... | CHE..... | 1,119 | | 1,486 | 0001 | 481 | | | 1,119 | 0 | | 0 | | 0 | 0 |
| AA-3194126. | 00000..... | ARCH REINSURANCE LTD..... | BMU..... | 2,647 | | 2,025 | 0002 | 654 | | | 2,647 | 0 | | 0 | | 0 | 0 |
| AA-3190932. | 00000..... | ARGO RE LTD..... | BMU..... | 2,185 | | 2,003 | 0003 | 237 | | | 2,185 | 0 | | 0 | | 0 | 0 |
| AA-1120157. | 00000..... | ASTA MANAGING AGENCY LIMITED (DUW - 1729) | GBR..... | | | | | 20 | | | 0 | 0 | | 0 | | 0 | 0 |
| AA-1120049. | 00000..... | CATLIN CANADA INC..... | GBR..... | 16 | | | | | | | 0 | 16 | | 0 | | 0 | 16 |
| AA-3194161. | 00000..... | CATLIN INSURANCE COMPANY LTD..... | BMU..... | 274 | | | 0004 | 364 | | | 274 | 0 | | 0 | | 0 | 0 |
| AA-3191216. | 00000..... | COLLATERALISED RE (L) LTD..... | BMU..... | | | | | 9 | | | 0 | 0 | | 0 | | 0 | 0 |
| AA-1340085. | 00000..... | E+S RUCKVERSICHERUNGS AKLIENGESELLSCHAFT | DEU..... | 176 | | | | | | | 0 | 176 | | 0 | | 0 | 176 |
| AA-3194130. | 00000..... | ENDURANCE SPECIALTY INSURANCE CO..... | BMU..... | 1,921 | | 1,538 | 0005 | 98 | | | 1,636 | 285 | | 0 | | 0 | 285 |
| AA-1460060. | 00000..... | GEN REINS CORP (EUROPE) AG..... | GBR..... | | | | | 96 | | | 0 | 0 | | 0 | | 0 | 0 |
| AA-1120697. | 00000..... | GREAT LAKES REINSURANCE (UK) LTD..... | GBR..... | 2 | | | | | | | 0 | 2 | | 0 | | 0 | 2 |
| AA-1560483. | 00000..... | HANNOVER RUCKVERSICHERUNGS AKTIENGESELLS | CAN..... | 201 | | | | | | | 0 | 201 | | 0 | | 0 | 201 |
| AA-3190875. | 00000..... | HISCOX (BERMUDA) LTD..... | BMU..... | 2,289 | | | | 296 | | 4,514 | 2,289 | 0 | | 0 | | 0 | 0 |
| AA-2230425. | 00000..... | I.R.B. BRASIL RESSEGUROS SA..... | BRA..... | 133 | | 152 | 0006 | | | | 133 | 0 | | 0 | | 0 | 0 |
| AA-1560717. | 00000..... | LIBERTY INS CO OF CANADA..... | CAN..... | 107 | | | | 25 | | | 25 | 82 | | 0 | | 0 | 82 |
| AA-1120887. | 00000..... | LONDON & EDINBURG INSURANCE CO. LTD. | GBR..... | 5 | | | | | | | 0 | 5 | | 0 | | 0 | 5 |
| AA-1340165. | 00000..... | MUNCHENER RUCKVERSICHERUNGS GESELLSCHAFT | DEU..... | 5,061 | | 7,375 | 0007 | 1,117 | | | 5,061 | 0 | 69 | 14 | | 14 | 14 |
| AA-1560600. | 00000..... | MUNICH REINSURANCE CO. OF CANADA..... | CAN..... | 78 | | | | 88 | | | 78 | 0 | | 0 | | 0 | 0 |

SCHEDULE F - PART 5

Provision for Unauthorized Reinsurance as of December 31, Current Year (000 Omitted)

| 1 | 2 | 3 | 4 | 5 | 6 | 7 | 8 | 9 | 10 | 11 | 12 | 13 | 14 | 15 | 16 | 17 | 18 |
|-------------|-------------------|---|--------------------------|---|--|-------------------|---|------------------------|--------------------------------|--|--|---|---|--------------------------|---|--|---|
| ID Number | NAIC Company Code | Name of Reinsurer | Domiciliary Jurisdiction | Reinsurance Recoverable all Items Schedule F, Part 3, Col. 15 | Funds Held By Company Under Reinsurance Treaties | Letters of Credit | Issuing or Confirming Bank Reference Number (a) | Ceded Balances Payable | Miscellaneous Balances Payable | Trust Funds and Other Allowed Offset Items | Total Collateral and Offsets Allowed (Cols. 6 + 7 + 9 + 10 + 11 but not in Excess of Col. 5) | Provision for Unauthorized Reinsurance (Col. 5 minus Col. 12) | Recoverable Paid Losses & LAE Expenses Over 90 Days Past Due not in Dispute | 20% of Amount in Col. 14 | 20% of Amount in Dispute Included in Col. 5 | Provision for Overdue Reinsurance (Col. 15 plus Col. 16) | Total Provision for Reinsurance Ceded to Unauthorized Reinsurers (Col. 13 plus Col. 17 but not in Excess of Col. 5) |
| AA-1120011. | 00000..... | MUNICH REINSURANCE COMPANY (UK) GENERAL | GBR..... | | | | | 39 | | | 0 | 0 | 0 | 0 | 0 | 0 | 0 |
| AA-1121077. | 00000..... | NISSAN INS. CO. (EUROPE) LTD..... | GBR..... | 3 | | | | | | | 0 | 3 | 0 | 0 | 0 | 0 | 3 |
| AA-1320034. | 00000..... | PARIS RE..... | CAN..... | | | | | (1) | | | (1) | 1 | 0 | 0 | 0 | 0 | |
| AA-1780078. | 00000..... | PARTNER REINSURANCE EUROPE SE..... | IRL..... | | | | | 83 | | | 0 | 0 | 0 | 0 | 0 | 0 | 0 |
| AA-1320265. | 00000..... | PARTNERRE SA..... | FRA..... | | | | | 46 | | | 0 | 0 | 0 | 0 | 0 | 0 | 0 |
| AA-1120158. | 00000..... | PEMBROKE MANAGING AGENCY LIMITED (ACA - | GBR..... | | | | | 21 | | | 0 | 0 | 0 | 0 | 0 | 0 | 0 |
| AA-1320230. | 00000..... | PFA TIARD..... | FRA..... | 13 | | | | | | | 0 | 13 | 0 | 0 | 0 | 0 | 13 |
| AA-3160102. | 00000..... | RIVERVIEW INSURANCE CO LTD..... | BRB..... | 5 | | | | (2) | | | (2) | 7 | 0 | 0 | 0 | 0 | 5 |
| AA-1120013. | 00000..... | ROYAL INS (UK) LTD..... | GBR..... | 2 | | | | | | | 0 | 2 | 2 | 0 | 0 | 0 | 2 |
| AA-3191267. | 00000..... | SECURIS RE I LTD..... | BMU..... | | | | | 230 | | | 0 | 0 | 0 | 0 | 0 | 0 | 0 |
| AA-3191268. | 00000..... | SECURIS RE IV LTD..... | BMU..... | | | | | 59 | | | 0 | 0 | 0 | 0 | 0 | 0 | 0 |
| AA-3194212. | 00000..... | SOBRAL LIMITED..... | BMU..... | 194 | | | | | | | 0 | 194 | 7 | 1 | 1 | 1 | 194 |
| AA-1121375. | 00000..... | ST PAUL TRAVELERS INS CO LTD..... | GBR..... | 14 | | | | | | | 0 | 14 | 0 | 0 | 0 | 0 | 14 |
| AA-1560160. | 00000..... | SWISS REINSURANCE COMPANY CANADA... | CAN..... | 701 | | | | 534 | | | 534 | 167 | 0 | 0 | 0 | 0 | 167 |
| AA-3190870. | 00000..... | VALIDUS RE..... | BMU..... | 2,229 | | 1,387 | 0008 | 167 | | | 1,554 | 675 | 0 | 0 | 0 | 0 | 675 |
| AA-3190180. | 00000..... | WESTERN GENERAL INSURANCE LTD..... | BMU..... | 1 | | | | | | | 0 | 1 | 0 | 0 | 0 | 0 | 1 |
| AA-1780072. | 00000..... | XL RE EUROPE PLC..... | IRL..... | 372 | | | | | | | 0 | 372 | 0 | 0 | 0 | 0 | 372 |
| AA-3190757. | 00000..... | XL RE LTD..... | BMU..... | 598 | | 523 | 0009 | 39 | | | 562 | 36 | 0 | 0 | 0 | 0 | 36 |
| AA-1460190. | 00000..... | ZURICH INS CO LTD..... | CHE..... | 34 | | 34 | 0010 | | | | 34 | 0 | 34 | 7 | 7 | 7 | 7 |
| 1299999. | | Total Other Non-U.S. Insurers..... | | 20,380 | 0 | 16,523 | XXX | 4,844 | 0 | 4,514 | 18,128 | 2,252 | 112 | 22 | 0 | 22 | 2,270 |
| 1399999. | | Total Affiliates and Others..... | | 37,891 | 0 | 16,523 | XXX | 9,981 | 0 | 29,590 | 35,463 | 2,428 | 115 | 23 | 0 | 23 | 2,446 |
| 9999999. | | Totals..... | | 37,891 | 0 | 16,523 | XXX | 9,981 | 0 | 29,590 | 35,463 | 2,428 | 115 | 23 | 0 | 23 | 2,446 |

24.1

- Amounts in dispute totaling \$.....0 are included in Column 5.
- Amounts in dispute totaling \$.....0 are excluded from Column 14.

(a)

| Issuing or Confirming Bank Reference Number | Letters of Credit Code | American Bankers Association (ABA) Routing Number | Issuing or Confirming Bank Name | Letters of Credit Amount |
|---|------------------------|---|-------------------------------------|--------------------------|
| 0001..... | 1..... | 026009580..... | THE ROYAL BANK OF SCOTLAND N.V..... | 1,486 |
| 0002..... | 1..... | 026009593..... | BANK OF AMERICA, N.A..... | 2,025 |
| 0003..... | 1..... | 021000089..... | CITIBANK, N.A..... | 2,003 |
| 0005..... | 1..... | 114900164..... | JPMORGAN CHASE BANK, N.A..... | 1,538 |
| 0006..... | 1..... | 021001088..... | HSBC BANK USA, N.A..... | 152 |
| 0007..... | 3..... | 021000018..... | SKANDINAVISKA ENSKILDA BANKEN..... | 4,792 |

SCHEDULE F - PART 5

Provision for Unauthorized Reinsurance as of December 31, Current Year (000 Omitted)

| 1 ID Number | 2 NAIC Company Code | 3 Name of Reinsurer | 4 Domiciliary Jurisdiction | 5 Reinsurance Recoverable all Items Schedule F, Part 3, Col. 15 | 6 Funds Held By Company Under Reinsurance Treaties | 7 Letters of Credit | 8 Issuing or Confirming Bank Reference Number (a) | 9 Ceded Balances Payable | 10 Miscellaneous Balances Payable | 11 Trust Funds and Other Allowed Offset Items | 12 Total Collateral and Offsets Allowed (Cols. 6 + 7 + 9 + 10 + 11 but not in Excess of Col. 5) | 13 Provision for Unauthorized Reinsurance (Col. 5 minus Col. 12) | 14 Recoverable Paid Losses & LAE Expenses Over 90 Days Past Due not in Dispute | 15 20% of Amount in Col. 14 | 16 20% of Amount in Dispute Included in Col. 5 | 17 Provision for Overdue Reinsurance (Col. 15 plus Col. 16) | 18 Total Provision for Reinsurance Ceded to Unauthorized Reinsurers (Col. 13 plus Col. 17 but not in Excess of Col. 5) |
|-------------------|------------------------------|------------------------|----------------------------------|---|---|-------------------------------|--|-----------------------------------|--|---|--|---|--|--------------------------------------|---|--|---|
| | | 0007..... | 3..... | 021000089..... | | CITIBANK, N.A..... | | | | | | | | | | |2,379 |
| | | 0007..... | 3..... | 021000089..... | | CITIBANK, N.A..... | | | | | | | | | | |203 |
| | | 0008..... | 1..... | 114900164..... | | JPMORGAN CHASE BANK, N.A..... | | | | | | | | | | |1,387 |
| | | 0009..... | 1..... | 114900164..... | | JPMORGAN CHASE BANK, N.A..... | | | | | | | | | | |523 |
| | | 0010..... | 1..... | 021000089..... | | CITIBANK, N.A..... | | | | | | | | | | |34 |

Sch. F-Pt. 6-Section 1
NONE

Sch. F-Pt. 6-Section 2
NONE

SCHEDULE F - PART 7

Provision for Overdue Authorized Reinsurance as of December 31, Current Year

| 1 ID Number | 2 NAIC Company Code | 3 Name of Reinsurer | 4 Reinsurance Recoverable on Paid Losses and LAE More Than 90 Days Overdue (a) | 5 Total Reinsurance Recoverable on Paid Losses and Paid LAE (b) | 6 Amounts Received Prior 90 Days | 7 Col. 4 divided by (Cols. 5 + 6) | 8 Amounts in Col. 4 for Companies Reporting less than 20% in Col. 7 | 9 Amounts in Dispute Excluded from Col. 4 for Companies Reporting less than 20% in Col. 7 | 10 20% of Amount in Col. 9 | 11 Amount Reported in Col. 8 x 20% + Col. 10 |
|---------------------------------------|------------------------------|---|---|---|--|--|---|--|-------------------------------------|---|
| Overdue Authorized Reinsurance | | | | | | | | | | |
| 06-0237820.. | 20699..... | ACE PROPERTY & CASUALTY INS CO..... | 72,516 | 140,918 | 53,404 | 37.317 | 0 | | 0 | 0 |
| AA-9995081.. | 00000..... | AGENCY MANAGERS LTD..... | 292 | 4,771 | | 6.120 | 292 | | 0 | 58 |
| 36-0719665.. | 19232..... | ALLSTATE INSURANCE COMPANY..... | 1,761 | 580,435 | 176,831 | 0.233 | 1,761 | | 0 | 352 |
| 06-1430254.. | 10348..... | ARCH REINSURANCE COMPANY..... | 54,881 | 77,034 | 264,741 | 16.058 | 54,881 | | 0 | 10,976 |
| 94-1390273.. | 19801..... | ARGONAUT INSURANCE COMPANY..... | 610 | 24,905 | 16,368 | 1.478 | 610 | | 0 | 122 |
| AA-1120337.. | 00000..... | ASPEN INSURANCE UK LIMITED..... | 6,298 | 2,365,848 | 825,626 | 0.197 | 6,298 | | 0 | 1,260 |
| 13-2781282.. | 25070..... | CLEARWATER INSURANCE COMPANY..... | 49 | 1,238,295 | 1,049,352 | 0.002 | 49 | | 0 | 10 |
| 36-2994662.. | 36552..... | COLISEUM REINS CO..... | 13 | 13 | | 100.000 | 0 | | 0 | 0 |
| 13-5010440.. | 35289..... | CONTINENTAL INSURANCE COMPANY..... | 23,229 | 23,309 | | 99.657 | 0 | | 0 | 0 |
| 25-6038677.. | 26271..... | ERIE INSURANCE EXCHANGE..... | 2 | 2 | | 100.000 | 0 | | 0 | 0 |
| 23-2153760.. | 39675..... | EXCALIBUR REINS CORP..... | 5 | 5 | | 100.000 | 0 | | 0 | 0 |
| AA-9995022.. | 00000..... | EXCESS AND CASUALTY REINSURANCE ASSOC..... | 5,695,439 | 6,206,191 | 510,296 | 84.798 | 0 | | 0 | 0 |
| 74-1280541.. | 24384..... | FAIRMONT SPECIALTY INS CO..... | 34,190 | 58,966 | 90,819 | 22.826 | 0 | | 0 | 0 |
| 42-0245840.. | 13897..... | FARMERS MUTUAL HAIL INSURANCE CO OF IOWA..... | 1 | 1 | | 100.000 | 0 | | 0 | 0 |
| 13-2673100.. | 22039..... | GENERAL REINSURANCE CORPORATION..... | 114,097 | 2,524,165 | 1,300,221 | 2.983 | 114,097 | | 0 | 22,819 |
| 13-3029255.. | 39322..... | GENERAL SECURITY NATIONAL INSURANCE COMP..... | 1 | 1 | | 100.000 | 0 | | 0 | 0 |
| 13-1958482.. | 11967..... | GENERAL STAR NATIONAL INS. CO..... | 292 | 6,427 | 7,117 | 2.156 | 292 | | 0 | 58 |
| 06-0383750.. | 19682..... | HARTFORD FIRE INSURANCE COMPANY..... | 52 | 51 | | 101.961 | 0 | | 0 | 0 |
| 23-0723970.. | 22713..... | INSURANCE COMPANY OF NORTH AMERICA..... | 158,940 | 270,632 | | 58.729 | 0 | | 0 | 0 |
| AA-1126183.. | 00000..... | LLOYDS - SYNDICATE # 0183..... | 4 | 4 | | 100.000 | 0 | | 0 | 0 |
| AA-1128791.. | 00000..... | LLOYDS - SYNDICATE # 2791..... | 4 | 54,857 | 226,795 | 0.001 | 4 | | 0 | 1 |
| 22-3818012.. | 20362..... | mitsui sumitomo ins co of amer..... | 1 | 1 | | 100.000 | 0 | | 0 | 0 |
| 38-0865250.. | 11991..... | NATIONAL CASUALTY COMPANY..... | 32,850 | 63,885 | 5,900 | 47.073 | 0 | | 0 | 0 |
| 22-2187459.. | 35432..... | NEW JERSEY RE-INSURANCE CO..... | 2 | 115 | | 1.739 | 2 | | 0 | 0 |
| 25-0410420.. | 24147..... | OLD REPUBLIC INSURANCE CO..... | 34,118 | 58,894 | 89,825 | 22.941 | 0 | | 0 | 0 |
| AA-3190686.. | 00000..... | PARTNERRE GRP..... | 7,499 | 7,499 | | 100.000 | 0 | | 0 | 0 |
| 23-1642962.. | 12262..... | PENNSYLVANIA MANUFACTURERS ASSOC INS..... | 60 | 38,854 | 7,375 | 0.130 | 60 | | 0 | 12 |
| 36-3030511.. | 37257..... | PRAETORIAN INS CO..... | 2 | 2 | | 100.000 | 0 | | 0 | 0 |
| 06-1206728.. | 29807..... | PXRE REINSURANCE COMPANY..... | 8 | 8 | | 100.000 | 0 | | 0 | 0 |
| 75-1444207.. | 30058..... | SCOR REINSURANCE COMPANY..... | 25,143 | 568,256 | | 4.425 | 25,143 | | 0 | 5,029 |
| 13-2997499.. | 38776..... | SIRIUS AMERICA INSURANCE CO..... | 31,342 | 158,341 | 10 | 19.793 | 31,342 | | 0 | 6,268 |
| 75-1670124.. | 38318..... | STARR IND & LIAB COMPANY..... | 2,647 | 415,149 | 90,229 | 0.524 | 2,647 | | 0 | 529 |
| 31-4316080.. | 25135..... | STATE AUTOMOBILE MUTUAL INSURANCE CO..... | 2 | 2 | | 100.000 | 0 | | 0 | 0 |
| 13-1675535.. | 25364..... | SWISS REINSURANCE AMERICA CORPORATION..... | 3,813 | 1,823,803 | 1,513,192 | 0.114 | 3,813 | | 0 | 763 |
| 13-2918573.. | 42439..... | TOA-RE INSURANCE COMPANY OF AMERICA..... | 3 | 167 | 274 | 0.680 | 3 | | 0 | 1 |
| 48-0921045.. | 39845..... | WESTPORT INSURANCE CORPORATION..... | 1,221 | 134,230 | 34,034 | 0.726 | 1,221 | | 0 | 244 |

SCHEDULE F - PART 7

Provision for Overdue Authorized Reinsurance as of December 31, Current Year

| 1 ID Number | 2 NAIC Company Code | 3 Name of Reinsurer | 4 Reinsurance Recoverable on Paid Losses and LAE More Than 90 Days Overdue (a) | 5 Total Reinsurance Recoverable on Paid Losses and Paid LAE (b) | 6 Amounts Received Prior 90 Days | 7 Col. 4 divided by (Cols. 5 + 6) | 8 Amounts in Col. 4 for Companies Reporting less than 20% in Col. 7 | 9 Amounts in Dispute Excluded from Col. 4 for Companies Reporting less than 20% in Col. 7 | 10 20% of Amount in Col. 9 | 11 Amount Reported in Col. 8 x 20% + Col. 10 |
|-------------------|------------------------------|--|---|---|--|--|---|--|-------------------------------------|---|
| AA-1460185.. | 00000..... | WINTERHUR SCHWEIZERISCHE VERSGES AG..... | 30 | | | 0.000 | 30 | | .0 | 6 |
| 9999999 | Totals..... | | 6,301,417 | 16,846,036 | 6,262,409 | .XXX..... | 242,545 | 0 | .0 | 48,509 |

(a) From Schedule F-Part 4 Columns 8 + 9, total authorized, less \$.....0 in dispute.

(b) From Schedule F-Part 3 Columns 7 + 8, total authorized, less \$.....0 in dispute.

SCHEDULE F - PART 8

Provision for Overdue Reinsurance as of December 31, Current Year

| 1 ID Number | 2 NAIC Company Code | 3 Name of Reinsurer | 4 Reinsurance Recoverable All Items | 5 Funds Held by Company Under Reinsurance Treaties | 6 Letters of Credit | 7 Ceded Balances Payable | 8 Other Miscellaneous Balances | 9 Other Allowed Offset Items | 10 Sum of Col. 5 through 9 but not in Excess of Col. 4 | 11 Col. 4 Minus Col. 10 | 12 Greater of Col. 11 or Schedule F - Part 4 Cols. 8 + 9 |
|----------------------------|------------------------------|---|--|--|------------------------------|-----------------------------------|---|---------------------------------------|--|----------------------------------|---|
| Overdue Reinsurance | | | | | | | | | | | |
| 06-0237820.. | 20699..... | ACE PROPERTY & CASUALTY INS CO..... | 3,114,975 | | | | | | 0 | 3,114,975 | 3,114,975 |
| 36-2994662.. | 36552..... | COLISEUM REINS CO..... | 13 | | | | | | 0 | 13 | 13 |
| 13-5010440.. | 35289..... | CONTINENTAL INSURANCE COMPANY..... | 2,776,111 | | | | | | 0 | 2,776,111 | 2,776,111 |
| 25-6038677.. | 26271..... | ERIE INSURANCE EXCHANGE..... | 2 | | | | | | 0 | 2 | 2 |
| 23-2153760.. | 39675..... | EXCALIBUR REINS CORP..... | 6 | | | | | | 0 | 6 | 6 |
| AA-9995022.. | 00000..... | EXCESS AND CASUALTY REINSURANCE ASSOC..... | 11,276,674 | | | 239,614 | | | 239,614 | 11,037,060 | 11,037,060 |
| 74-1280541.. | 24384..... | FAIRMONT SPECIALTY INS CO..... | 3,130,013 | | | | | | 0 | 3,130,013 | 3,130,013 |
| 42-0331872.. | 13773..... | FARM BUREAU PROPERTY AND CASALATY INSURA..... | 1 | | | | | | 0 | 1 | 1 |
| 42-0245840.. | 13897..... | FARMERS MUTUAL HAIL INSURANCE CO OF IOWA..... | 1 | | | | | | 0 | 1 | 1 |
| 13-3029255.. | 39322..... | GENERAL SECURITY NATIONAL INSURANCE COMP..... | 2 | | | | | | 0 | 2 | 2 |
| 06-0383750.. | 19682..... | HARTFORD FIRE INSURANCE COMPANY..... | 51 | | | | | | 0 | 51 | 53 |
| 23-0723970.. | 22713..... | INSURANCE COMPANY OF NORTH AMERICA..... | 3,569,154 | | | | | | 0 | 3,569,154 | 3,569,154 |
| AA-1126183.. | 00000..... | LLOYDS - SYNDICATE # 0183..... | 259 | | | | | | 0 | 259 | 259 |
| 22-3818012.. | 20362..... | MITSUMI SUMITOMO INS CO OF AMER..... | 2 | | | | | | 0 | 2 | 2 |
| 38-0865250.. | 11991..... | NATIONAL CASUALTY COMPANY..... | 2,807,493 | | | | | | 0 | 2,807,493 | 2,807,493 |
| 25-0410420.. | 24147..... | OLD REPUBLIC INSURANCE CO..... | 3,129,911 | | | | | | 0 | 3,129,911 | 3,129,911 |
| AA-3190686.. | 00000..... | PARTNERRE GRP..... | 7,499 | | | 10,751 | | | 7,499 | 0 | 7,499 |
| 36-3030511.. | 37257..... | PRAETORIAN INS CO..... | 2 | | | | | | 0 | 2 | 2 |
| 06-1206728.. | 29807..... | PXRE REINSURANCE COMPANY..... | 9 | | | | | | 0 | 9 | 9 |
| 31-4316080.. | 25135..... | STATE AUTOMOBILE MUTUAL INSURANCE CO..... | 382 | | | | | | 0 | 382 | 382 |
| 9999999.. | Totals..... | | 29,812,560 | 0 | 0 | 250,365 | 0 | 0 | 247,113 | 29,565,447 | 29,572,948 |

28

| | |
|---|------------|
| 1. Total..... | 29,572,948 |
| 2. Line 1 x .20..... | 5,914,590 |
| 3. Schedule F - Part 7 Col. 11..... | 48,508 |
| 4. Provision for Overdue Authorized Reinsurance (Lines 2 + 3)..... | 5,963,098 |
| 5. Provision for Reinsurance Ceded to Unauthorized Reinsurers (Schedule F- Part 5 Col. 18 x 1000)..... | 2,446,000 |
| 6. Provision for Reinsurance Ceded to Certified Reinsurers (Schedule F, Part 6, Section 1, Col. 21 x 1000)..... | |
| 7. Provision for Overdue Reinsurance Ceded to Certified Reinsurers (Schedule F, Part 6, Section 2, Col. 15 x 1000)..... | |
| 8. Provision for Reinsurance (sum Lines 4 + 5 + 6 + 7) (Enter this amount on Page 3, Line 16)..... | 8,409,098 |

SCHEDULE F - PART 9

Restatement of Balance Sheet to Identify Net Credit for Reinsurance

| | 1 As Reported (Net of Ceded) | 2 Restatement Adjustments | 3 Restated (Gross of Ceded) |
|--|------------------------------------|---------------------------------|-----------------------------------|
| ASSETS (Page 2, Col. 3) | | | |
| 1. Cash and invested assets (Line 12)..... | 2,236,096,127 | | 2,236,096,127 |
| 2. Premiums and considerations (Line 15)..... | 112,453,751 | | 112,453,751 |
| 3. Reinsurance recoverable on loss and loss adjustment expense payments (Line 16.1)..... | 91,468,131 | (91,468,131) | 0 |
| 4. Funds held by or deposited with reinsured companies (Line 16.2)..... | 49,236 | (49,236) | 0 |
| 5. Other assets..... | 88,650,425 | | 88,650,425 |
| 6. Net amount recoverable from reinsurers..... | | 288,459,837 | 288,459,837 |
| 7. Protected cell assets (Line 27)..... | | | 0 |
| 8. Totals (Line 28)..... | 2,528,717,670 | 196,942,470 | 2,725,660,140 |
| LIABILITIES (Page 3) | | | |
| 9. Losses and loss adjustment expenses (Lines 1 through 3)..... | 457,089,411 | 258,874,959 | 715,964,370 |
| 10. Taxes, expenses, and other obligations (Lines 4 through 8)..... | 142,239,437 | | 142,239,437 |
| 11. Unearned premiums (Line 9)..... | 355,485,174 | 57,401,218 | 412,886,392 |
| 12. Advance premiums (Line 10)..... | | | 0 |
| 13. Dividends declared and unpaid (Line 11.1 and 11.2)..... | 208,516 | | 208,516 |
| 14. Ceded reinsurance premiums payable (net of ceding commissions) (Line 12)..... | 110,394,238 | (110,394,238) | (0) |
| 15. Funds held by company under reinsurance treaties (Line 13)..... | | | 0 |
| 16. Amounts withheld or retained by company for account of others (Line 14)..... | 530,370 | (530,370) | 0 |
| 17. Provision for reinsurance (Line 16)..... | 8,409,098 | (8,409,098) | (0) |
| 18. Other liabilities..... | 56,711,657 | | 56,711,657 |
| 19. Total liabilities excluding protected cell business (Line 26)..... | 1,131,067,901 | 196,942,470 | 1,328,010,371 |
| 20. Protected cell liabilities (Line 27)..... | | | 0 |
| 21. Surplus as regards policyholders (Line 37)..... | 1,397,649,769 | XXX | 1,397,649,769 |
| 22. Totals (Line 38)..... | 2,528,717,670 | 196,942,470 | 2,725,660,140 |

NOTE: Is the restatement of this exhibit the result of grossing up balances ceded to affiliates under 100 percent reinsurance or pooling arrangements?..Yes [X] No []

If yes, give full explanation:

Refer to Footnote 26 for a full description of the intercompany pooling agreement.

Sch. H-Pt. 1
NONE

Sch. H-Pt. 2
NONE

Sch. H-Pt. 3
NONE

Sch. H-Pt. 4
NONE

Sch. H-Pt. 5
NONE

SCHEDULE P - PART 1A - HOMEOWNERS/FARMOWNERS

(\$000 omitted)

| Years in Which Premiums Were Earned and Losses Were Incurred | Premiums Earned | | | Loss and Loss Expense Payments | | | | | | 12 Number of Claims Reported-Direct and Assumed | | | |
|--|-------------------------|------------|------------------------|--------------------------------|------------|---------------------------------------|------------|------------------------------|------------|--|--|--|-----|
| | 1 Direct and Assumed | 2 Ceded | 3 Net (Cols. 1 - 2) | Loss Payments | | Defense and Cost Containment Payments | | Adjusting and Other Payments | | | 10 Salvage and Subrogation Received | 11 Total Net Paid (Cols. 4 - 5 + 6 - 7 + 8 - 9) | |
| | | | | 4 Direct and Assumed | 5 Ceded | 6 Direct and Assumed | 7 Ceded | 8 Direct and Assumed | 9 Ceded | | | | |
| 1. Prior..... | XXX | XXX | XXX | | | | | | | | 0 | XXX | |
| 2. 2005..... | 1,261 | 46 | 1,215 | 629 | | | | | 83 | | 12 | 712 | 105 |
| 3. 2006..... | 1,191 | 101 | 1,090 | 721 | | 4 | | | 80 | | | 805 | 97 |
| 4. 2007..... | 1,355 | 89 | 1,266 | 268 | | 28 | | | 32 | | | 328 | 64 |
| 5. 2008..... | 1,439 | 31 | 1,408 | 204 | | 6 | | | 56 | | 20 | 266 | 81 |
| 6. 2009..... | 1,507 | 14 | 1,493 | 537 | | 74 | | | 93 | | 7 | 704 | 81 |
| 7. 2010..... | 1,580 | 23 | 1,557 | 499 | | 8 | | | 95 | | 13 | 602 | 85 |
| 8. 2011..... | 1,657 | 26 | 1,631 | 825 | | | | | 108 | | 18 | 933 | 218 |
| 9. 2012..... | 1,697 | 30 | 1,667 | 1,172 | | 6 | | | 95 | | | 1,273 | 126 |
| 10. 2013..... | 1,741 | 30 | 1,711 | 394 | | | | | 68 | | | 462 | 86 |
| 11. 2014..... | 1,812 | 31 | 1,781 | 425 | | | | | 69 | | | 493 | 94 |
| 12. Totals..... | XXX | XXX | XXX | 5,673 | 0 | 127 | 0 | | 780 | 0 | 70 | 6,579 | XXX |

| | Losses Unpaid | | | | Defense and Cost Containment Unpaid | | | | Adjusting and Other Unpaid | | 23 Salvage and Subrogation Anticipated | 24 Total Net Losses and Expenses Unpaid | 25 Number of Claims Outstanding-Direct and Assumed |
|-----------------|--------------------------|-------------|--------------------------|-------------|-------------------------------------|-------------|--------------------------|-------------|----------------------------|-------------|---|--|---|
| | Case Basis | | Bulk + IBNR | | Case Basis | | Bulk + IBNR | | 21 Direct and Assumed | 22 Ceded | | | |
| | 13 Direct and Assumed | 14 Ceded | 15 Direct and Assumed | 16 Ceded | 17 Direct and Assumed | 18 Ceded | 19 Direct and Assumed | 20 Ceded | | | | | |
| 1. Prior..... | | | | | | | | | | | | 0 | 3 |
| 2. 2005..... | | | | | | | | | | | | 0 | |
| 3. 2006..... | | | | | | | | | | | | 0 | |
| 4. 2007..... | | | | | | | | | | | | 0 | |
| 5. 2008..... | | | | | | | | | | | | 0 | |
| 6. 2009..... | 3 | | | | | | | | | | | 3 | 1 |
| 7. 2010..... | | | | | | | | | | | | 0 | |
| 8. 2011..... | | | | | | | | | | | | 0 | |
| 9. 2012..... | 1 | | | | | | | | | | | 1 | 1 |
| 10. 2013..... | 4 | | | | | | | | | | | 4 | 1 |
| 11. 2014..... | 35 | | | | | | | | | | | 35 | 7 |
| 12. Totals..... | 42 | 0 | 0 | 0 | 0 | 0 | 0 | 0 | 0 | 0 | 0 | 42 | 13 |

| | Total Losses and Loss Expenses Incurred | | | Loss and Loss Expense Percentage (Incurred/Premiums Earned) | | | Nontabular Discount | | 34 Inter-Company Pooling Participation Percentage | Net Balance Sheet Reserves after Discount | |
|------------|---|-------------|-----------|---|-------------|-----------|---------------------|--------------------|--|---|----------------------------|
| | 26 Direct and Assumed | 27 Ceded | 28 Net | 29 Direct and Assumed | 30 Ceded | 31 Net | 32 Loss | 33 Loss Expense | | 35 Losses Unpaid | 36 Loss Expenses Unpaid |
| 1. Prior.. | XXX | XXX | XXX | XXX | XXX | XXX | | | XXX | 0 | 0 |
| 2. 2005. | 712 | 0 | 712 | 56.4 | 0.0 | 58.6 | | | 12.00 | 0 | 0 |
| 3. 2006. | 805 | 0 | 805 | 67.6 | 0.0 | 73.9 | | | 12.00 | 0 | 0 |
| 4. 2007. | 328 | 0 | 328 | 24.2 | 0.0 | 25.9 | | | 12.00 | 0 | 0 |
| 5. 2008. | 266 | 0 | 266 | 18.5 | 0.0 | 18.9 | | | 12.00 | 0 | 0 |
| 6. 2009. | 708 | 0 | 708 | 47.0 | 0.0 | 47.4 | | | 12.00 | 3 | 0 |
| 7. 2010. | 602 | 0 | 602 | 38.1 | 0.0 | 38.7 | | | 12.00 | 0 | 0 |
| 8. 2011. | 933 | 0 | 933 | 56.3 | 0.0 | 57.2 | | | 12.00 | 0 | 0 |
| 9. 2012. | 1,273 | 0 | 1,273 | 75.1 | 0.0 | 76.4 | | | 12.00 | 1 | 0 |
| 10. 2013. | 466 | 0 | 466 | 26.8 | 0.0 | 27.2 | | | 12.00 | 4 | 0 |
| 11. 2014. | 528 | 0 | 528 | 29.1 | 0.0 | 29.6 | | | 12.00 | 35 | 0 |
| 12. Totals | XXX | XXX | XXX | XXX | XXX | XXX | 0 | 0 | XXX | 42 | 0 |

Sch. P-Pt. 1B
NONE

Sch. P-Pt. 1C
NONE

**SCHEDULE P - PART 1D - WORKERS' COMPENSATION
(EXCLUDING EXCESS WORKERS' COMPENSATION)**

(\$000 omitted)

| Years in Which Premiums Were Earned and Losses Were Incurred | Premiums Earned | | | Loss and Loss Expense Payments | | | | | | | 12 Number of Claims Reported- Direct and Assumed | |
|---|-------------------------------|------------|---------------------------|--------------------------------|------------|--|------------|---------------------------------|------------|---|--|---|
| | 1 Direct and Assumed | 2 Ceded | 3 Net (Cols. 1 - 2) | Loss Payments | | Defense and Cost Containment Payments | | Adjusting and Other Payments | | 10 Salvage and Subrogation Received | | 11 Total Net Paid (Cols. 4 - 5 + 6 - 7 + 8 - 9) |
| | | | | 4 Direct and Assumed | 5 Ceded | 6 Direct and Assumed | 7 Ceded | 8 Direct and Assumed | 9 Ceded | | | |
| 1. Prior..... | XXX..... | XXX..... | XXX..... | 280..... | 256..... | 24..... | | 9..... | | | 57..... | XXX..... |
| 2. 2005..... | 0..... | | 0..... | | | | | | | | 0..... | |
| 3. 2006..... | 0..... | | 0..... | | | | | | | | 0..... | |
| 4. 2007..... | | | 0..... | | | | | | | | 0..... | |
| 5. 2008..... | | | 0..... | | | | | | | | 0..... | |
| 6. 2009..... | 0..... | | 0..... | | | | | | | | 0..... | |
| 7. 2010..... | 0..... | | 0..... | | | | | | | | 0..... | |
| 8. 2011..... | 0..... | | 0..... | | | | | | | | 0..... | |
| 9. 2012..... | | | 0..... | | | | | | | | 0..... | |
| 10. 2013..... | | | 0..... | | | | | | | | 0..... | |
| 11. 2014..... | | | 0..... | | | | | | | | 0..... | |
| 12. Totals..... | XXX..... | XXX..... | XXX..... | 280..... | 256..... | 24..... | 0..... | 9..... | 0..... | 0..... | 57..... | XXX..... |

| | Losses Unpaid | | | | Defense and Cost Containment Unpaid | | | | Adjusting and Other Unpaid | | 23 Salvage and Subrogation Anticipated | 24 Total Net Losses and Expenses Unpaid | 25 Number of Claims Outstanding- Direct and Assumed |
|-----------------|--------------------------------|-------------|--------------------------------|-------------|-------------------------------------|-------------|--------------------------------|-------------|--------------------------------|-------------|--|---|--|
| | Case Basis | | Bulk + IBNR | | Case Basis | | Bulk + IBNR | | 21 Direct and Assumed | 22 Ceded | | | |
| | 13 Direct and Assumed | 14 Ceded | 15 Direct and Assumed | 16 Ceded | 17 Direct and Assumed | 18 Ceded | 19 Direct and Assumed | 20 Ceded | | | | | |
| 1. Prior..... | 1,380..... | 1,146..... | 2,378..... | 2,238..... | 301..... | 296..... | 1,206..... | 1,182..... | 268..... | | | 671..... | 31..... |
| 2. 2005..... | | | | | | | | | | | | 0..... | |
| 3. 2006..... | | | | | | | | | | | | 0..... | |
| 4. 2007..... | | | | | | | | | | | | 0..... | |
| 5. 2008..... | | | | | | | | | | | | 0..... | |
| 6. 2009..... | | | | | | | | | | | | 0..... | |
| 7. 2010..... | | | | | | | | | | | | 0..... | |
| 8. 2011..... | | | | | | | | | | | | 0..... | |
| 9. 2012..... | | | | | | | | | | | | 0..... | |
| 10. 2013..... | | | | | | | | | | | | 0..... | |
| 11. 2014..... | | | | | | | | | | | | 0..... | |
| 12. Totals..... | 1,380..... | 1,146..... | 2,378..... | 2,238..... | 301..... | 296..... | 1,206..... | 1,182..... | 268..... | 0..... | 0..... | 671..... | 31..... |

| | Total Losses and Loss Expenses Incurred | | | Loss and Loss Expense Percentage (Incurred/Premiums Earned) | | | Nontabular Discount | | 34 Inter- Company Pooling Participation Percentage | Net Balance Sheet Reserves after Discount | |
|-----------------|--|-------------|-----------|--|-------------|-----------|------------------------|-----------------------|---|--|----------------------------------|
| | 26 Direct and Assumed | 27 Ceded | 28 Net | 29 Direct and Assumed | 30 Ceded | 31 Net | 32 Loss | 33 Loss Expense | | 35 Losses Unpaid | 36 Loss Expenses Unpaid |
| | | | | | | | | | | | |
| 1. Prior..... | XXX..... | XXX..... | XXX..... | XXX..... | XXX..... | XXX..... | | | XXX..... | 373..... | 297..... |
| 2. 2005..... | 0..... | 0..... | 0..... | 0.0..... | 0.0..... | 0.0..... | | | 12.00..... | 0..... | 0..... |
| 3. 2006..... | 0..... | 0..... | 0..... | 0.0..... | 0.0..... | 0.0..... | | | 12.00..... | 0..... | 0..... |
| 4. 2007..... | 0..... | 0..... | 0..... | 0.0..... | 0.0..... | 0.0..... | | | 12.00..... | 0..... | 0..... |
| 5. 2008..... | 0..... | 0..... | 0..... | 0.0..... | 0.0..... | 0.0..... | | | 12.00..... | 0..... | 0..... |
| 6. 2009..... | 0..... | 0..... | 0..... | 0.0..... | 0.0..... | 0.0..... | | | 12.00..... | 0..... | 0..... |
| 7. 2010..... | 0..... | 0..... | 0..... | 0.0..... | 0.0..... | 0.0..... | | | 12.00..... | 0..... | 0..... |
| 8. 2011..... | 0..... | 0..... | 0..... | 0.0..... | 0.0..... | 0.0..... | | | 12.00..... | 0..... | 0..... |
| 9. 2012..... | 0..... | 0..... | 0..... | 0.0..... | 0.0..... | 0.0..... | | | 12.00..... | 0..... | 0..... |
| 10. 2013..... | 0..... | 0..... | 0..... | 0.0..... | 0.0..... | 0.0..... | | | 12.00..... | 0..... | 0..... |
| 11. 2014..... | 0..... | 0..... | 0..... | 0.0..... | 0.0..... | 0.0..... | | | 12.00..... | 0..... | 0..... |
| 12. Totals..... | XXX..... | XXX..... | XXX..... | XXX..... | XXX..... | XXX..... | 0..... | 0..... | XXX..... | 373..... | 297..... |

SCHEDULE P - PART 1E - COMMERCIAL MULTIPLE PERIL

(\$000 omitted)

| Years in Which Premiums Were Earned and Losses Were Incurred | Premiums Earned | | | Loss and Loss Expense Payments | | | | | | 10 Salvage and Subrogation Received | 11 Total Net Paid (Cols. 4 - 5 + 6 - 7 + 8 - 9) | 12 Number of Claims Reported-Direct and Assumed |
|--|-------------------------|-------------|------------------------|--------------------------------|-------------|---------------------------------------|------------|------------------------------|------------|--|--|--|
| | 1 Direct and Assumed | 2 Ceded | 3 Net (Cols. 1 - 2) | Loss Payments | | Defense and Cost Containment Payments | | Adjusting and Other Payments | | | | |
| | | | | 4 Direct and Assumed | 5 Ceded | 6 Direct and Assumed | 7 Ceded | 8 Direct and Assumed | 9 Ceded | | | |
| 1. Prior..... | XXX..... | XXX..... | XXX..... | 132..... | 17..... | (25)..... | (19)..... | | | (132)..... | 109..... | XXX..... |
| 2. 2005..... | 45,999..... | 10,944..... | 35,055..... | 8,991..... | 3,029..... | 1,877..... | 747..... | 538..... | (14)..... | 421..... | 7,644..... | 53..... |
| 3. 2006..... | 57,736..... | 14,489..... | 43,247..... | 18,510..... | 4,165..... | 35..... | | 999..... | 237..... | 429..... | 15,142..... | 34..... |
| 4. 2007..... | 70,069..... | 16,672..... | 53,397..... | 19,271..... | 6,737..... | 48..... | 13..... | 1,332..... | 154..... | 441..... | 13,747..... | 48..... |
| 5. 2008..... | 70,973..... | 13,447..... | 57,526..... | 43,306..... | 10,458..... | 22..... | 1..... | 2,739..... | 532..... | 219..... | 35,076..... | 208..... |
| 6. 2009..... | 70,465..... | 12,371..... | 58,093..... | 11,446..... | 1,978..... | 34..... | 11..... | 1,953..... | 93..... | 728..... | 11,351..... | 62..... |
| 7. 2010..... | 69,920..... | 13,459..... | 56,461..... | 23,076..... | 5,945..... | 6..... | 3..... | 1,805..... | 341..... | 19..... | 18,599..... | 61..... |
| 8. 2011..... | 75,310..... | 15,122..... | 60,188..... | 71,475..... | 20,216..... | 60..... | 27..... | 2,626..... | 390..... | (12)..... | 53,528..... | 137..... |
| 9. 2012..... | 78,942..... | 16,582..... | 62,360..... | 44,422..... | 9,912..... | 92..... | | 2,353..... | 203..... | 369..... | 36,752..... | 111..... |
| 10. 2013..... | 78,281..... | 15,511..... | 62,770..... | 37,033..... | 13,178..... | 101..... | 51..... | 2,086..... | 510..... | 22..... | 25,482..... | 102..... |
| 11. 2014..... | 81,564..... | 13,713..... | 67,851..... | 14,548..... | 1,253..... | 8..... | | 1,463..... | 192..... | (98)..... | 14,575..... | 93..... |
| 12. Totals..... | XXX..... | XXX..... | XXX..... | 292,210..... | 76,888..... | 2,259..... | 833..... | 17,895..... | 2,638..... | 2,406..... | 232,004..... | XXX..... |

| | Losses Unpaid | | | | Defense and Cost Containment Unpaid | | | | Adjusting and Other Unpaid | | 23 Salvage and Subrogation Anticipated | 24 Total Net Losses and Expenses Unpaid | 25 Number of Claims Outstanding-Direct and Unpaid |
|-----------------|--------------------------|-------------|--------------------------|-------------|-------------------------------------|-------------|--------------------------|-------------|----------------------------|-------------|---|--|--|
| | Case Basis | | Bulk + IBNR | | Case Basis | | Bulk + IBNR | | 21 Direct and Assumed | 22 Ceded | | | |
| | 13 Direct and Assumed | 14 Ceded | 15 Direct and Assumed | 16 Ceded | 17 Direct and Assumed | 18 Ceded | 19 Direct and Assumed | 20 Ceded | | | | | |
| 1. Prior..... | 78..... | | | | | | | | | | | 78..... | 6..... |
| 2. 2005..... | | | | | | | | | | | | 0..... | 0..... |
| 3. 2006..... | | | | | | | | | | | | 0..... | 0..... |
| 4. 2007..... | | | | | | | | | | | | 0..... | 0..... |
| 5. 2008..... | 19..... | 0..... | | | | | | | | | | 19..... | 1..... |
| 6. 2009..... | | | | | | | | | | | | 0..... | 0..... |
| 7. 2010..... | | | | | | | | | | | | 0..... | 0..... |
| 8. 2011..... | 569..... | 178..... | 364..... | 59..... | 5..... | 1..... | | 22..... | 5..... | 28..... | 718..... | 2..... | |
| 9. 2012..... | 107..... | (17)..... | 1,808..... | 293..... | 76..... | 18..... | | 336..... | 70..... | 139..... | 1,964..... | 2..... | |
| 10. 2013..... | 1,233..... | 85..... | 2,745..... | 444..... | 104..... | 24..... | | 462..... | 96..... | 210..... | 3,895..... | 10..... | |
| 11. 2014..... | 35,053..... | 5,345..... | 6,336..... | 1,025..... | 552..... | 127..... | | 2,445..... | 510..... | 484..... | 37,378..... | 48..... | |
| 12. Totals..... | 37,058..... | 5,591..... | 11,253..... | 1,821..... | 738..... | 170..... | 0..... | 3,266..... | 681..... | 861..... | 44,052..... | 69..... | |

| | Total Losses and Loss Expenses Incurred | | | Loss and Loss Expense Percentage (Incurred/Premiums Earned) | | | Nontabular Discount | | 34 Inter-Company Pooling Participation Percentage | Net Balance Sheet Reserves after Discount | |
|-----------------|---|-------------|-------------|---|-------------|-----------|---------------------|--------------------|--|---|----------------------------|
| | 26 Direct and Assumed | 27 Ceded | 28 Net | 29 Direct and Assumed | 30 Ceded | 31 Net | 32 Loss | 33 Loss Expense | | 35 Losses Unpaid | 36 Loss Expenses Unpaid |
| 1. Prior..... | XXX..... | XXX..... | XXX..... | XXX..... | XXX..... | XXX..... | | | XXX..... | 78..... | 0..... |
| 2. 2005..... | 11,406..... | 3,762..... | 7,644..... | 24.8..... | 34.4..... | 21.8..... | | | 12.00..... | 0..... | 0..... |
| 3. 2006..... | 19,544..... | 4,402..... | 15,142..... | 33.9..... | 30.4..... | 35.0..... | | | 12.00..... | 0..... | 0..... |
| 4. 2007..... | 20,651..... | 6,904..... | 13,747..... | 29.5..... | 41.4..... | 25.7..... | | | 12.00..... | 0..... | 0..... |
| 5. 2008..... | 46,087..... | 10,992..... | 35,095..... | 64.9..... | 81.7..... | 61.0..... | | | 12.00..... | 19..... | 0..... |
| 6. 2009..... | 13,433..... | 2,082..... | 11,351..... | 19.1..... | 16.8..... | 19.5..... | | | 12.00..... | 0..... | 0..... |
| 7. 2010..... | 24,888..... | 6,288..... | 18,599..... | 35.6..... | 46.7..... | 32.9..... | | | 12.00..... | 0..... | 0..... |
| 8. 2011..... | 75,121..... | 20,876..... | 54,245..... | 99.7..... | 138.1..... | 90.1..... | | | 12.00..... | 696..... | 21..... |
| 9. 2012..... | 49,194..... | 10,478..... | 38,715..... | 62.3..... | 63.2..... | 62.1..... | | | 12.00..... | 1,639..... | 325..... |
| 10. 2013..... | 43,765..... | 14,388..... | 29,378..... | 55.9..... | 92.8..... | 46.8..... | | | 12.00..... | 3,449..... | 446..... |
| 11. 2014..... | 60,405..... | 8,452..... | 51,953..... | 74.1..... | 61.6..... | 76.6..... | | | 12.00..... | 35,018..... | 2,360..... |
| 12. Totals..... | XXX..... | XXX..... | XXX..... | XXX..... | XXX..... | XXX..... | 0..... | 0..... | XXX..... | 40,899..... | 3,153..... |

Sch. P-Pt. 1F-Sn. 1
NONE

Sch. P-Pt. 1F-Sn. 2
NONE

**SCHEDULE P - PART 1G - SPECIAL LIABILITY
(OCEAN MARINE, AIRCRAFT (ALL PERILS), BOILER AND MACHINERY)**

(\$000 omitted)

| Years in Which Premiums Were Earned and Losses Were Incurred | Premiums Earned | | | Loss and Loss Expense Payments | | | | | | | 12 Number of Claims Reported- Direct and Assumed | |
|---|-------------------------------|-------------|---------------------------|--------------------------------|--------------|--|------------|---------------------------------|------------|---|--|---|
| | 1 Direct and Assumed | 2 Ceded | 3 Net (Cols. 1 - 2) | Loss Payments | | Defense and Cost Containment Payments | | Adjusting and Other Payments | | 10 Salvage and Subrogation Received | | 11 Total Net Paid (Cols. 4 - 5 + 6 - 7 + 8 - 9) |
| | | | | 4 Direct and Assumed | 5 Ceded | 6 Direct and Assumed | 7 Ceded | 8 Direct and Assumed | 9 Ceded | | | |
| 1. Prior..... | XXX..... | XXX..... | XXX..... | | | 177..... | | 3..... | | | 180..... | XXX..... |
| 2. 2005..... | 54,131..... | 32,291..... | 21,840..... | 38,500..... | 13,850..... | 37..... | 1..... | 1,324..... | 567..... | 829..... | 25,443..... | XXX..... |
| 3. 2006..... | 49,589..... | 30,086..... | 19,503..... | 30,812..... | 9,553..... | 304..... | | 1,687..... | 696..... | 1,268..... | 22,554..... | XXX..... |
| 4. 2007..... | 51,839..... | 33,604..... | 18,235..... | 24,700..... | 6,616..... | 1..... | | 2,502..... | 558..... | 2,053..... | 20,028..... | XXX..... |
| 5. 2008..... | 56,444..... | 34,498..... | 21,945..... | 23,640..... | 7,722..... | 92..... | 2..... | 1,973..... | 541..... | 763..... | 17,441..... | XXX..... |
| 6. 2009..... | 58,286..... | 36,919..... | 21,368..... | 21,228..... | 9,115..... | 137..... | | 2,368..... | 637..... | 1,122..... | 13,981..... | XXX..... |
| 7. 2010..... | 60,424..... | 40,491..... | 19,933..... | 35,455..... | 18,692..... | 592..... | | 2,426..... | 823..... | 1,600..... | 18,958..... | XXX..... |
| 8. 2011..... | 66,434..... | 45,803..... | 20,631..... | 80,000..... | 26,532..... | 45..... | 6..... | 3,889..... | 494..... | 1,515..... | 56,902..... | XXX..... |
| 9. 2012..... | 72,251..... | 6,481..... | 65,770..... | 65,714..... | 9,428..... | 335..... | 4..... | 3,462..... | 203..... | 1,879..... | 59,877..... | XXX..... |
| 10. 2013..... | 73,616..... | 4,038..... | 69,578..... | 34,160..... | 1,141..... | 32..... | | 2,119..... | 62..... | 544..... | 35,107..... | XXX..... |
| 11. 2014..... | 71,055..... | 2,495..... | 68,560..... | 19,163..... | 807..... | | | 1,290..... | 11..... | 99..... | 19,635..... | XXX..... |
| 12. Totals..... | XXX..... | XXX..... | XXX..... | 373,373..... | 103,456..... | 1,751..... | 14..... | 23,043..... | 4,592..... | 11,674..... | 290,105..... | XXX..... |

| | Losses Unpaid | | | | Defense and Cost Containment Unpaid | | | | Adjusting and Other Unpaid | | 23 Salvage and Subrogation Anticipated | 24 Total Net Losses and Expenses Unpaid | 25 Number of Claims Outstanding- Direct and Assumed |
|-----------------|--------------------------------|-------------|--------------------------------|-------------|-------------------------------------|-------------|--------------------------------|-------------|--------------------------------|-------------|--|---|--|
| | Case Basis | | Bulk + IBNR | | Case Basis | | Bulk + IBNR | | 21 Direct and Assumed | 22 Ceded | | | |
| | 13 Direct and Assumed | 14 Ceded | 15 Direct and Assumed | 16 Ceded | 17 Direct and Assumed | 18 Ceded | 19 Direct and Assumed | 20 Ceded | | | | | |
| 1. Prior..... | 862..... | | | | | | | | | | | 862..... | 6..... |
| 2. 2005..... | 44..... | | | | | | | | | | | 44..... | 3..... |
| 3. 2006..... | 12..... | | | | | | | | | | | 12..... | 3..... |
| 4. 2007..... | 175..... | | | | | | | | | | | 175..... | 6..... |
| 5. 2008..... | 247..... | | | | | | | | | | | 247..... | 21..... |
| 6. 2009..... | 216..... | | | | | | | | | | | 216..... | 10..... |
| 7. 2010..... | 53..... | | | | | | | | | | | 53..... | 9..... |
| 8. 2011..... | 480..... | 98..... | 379..... | 3..... | 5..... | 0..... | | 23..... | 0..... | 33..... | 786..... | 27..... | |
| 9. 2012..... | 2,466..... | 2,191..... | 1,883..... | 17..... | 79..... | 1..... | | 351..... | 4..... | 162..... | 2,566..... | 48..... | |
| 10. 2013..... | 2,808..... | 55..... | 2,860..... | 26..... | 109..... | 1..... | | 482..... | 6..... | 244..... | 6,170..... | 42..... | |
| 11. 2014..... | 31,248..... | 3,793..... | 6,601..... | 61..... | 576..... | 7..... | | 2,548..... | 30..... | 564..... | 37,082..... | 301..... | |
| 12. Totals..... | 38,610..... | 6,137..... | 11,724..... | 108..... | 769..... | 10..... | 0..... | 3,404..... | 40..... | 1,002..... | 48,212..... | 476..... | |

| | Total Losses and Loss Expenses Incurred | | | Loss and Loss Expense Percentage (Incurred/Premiums Earned) | | | Nontabular Discount | | 34 Inter-Company Pooling Participation Percentage | Net Balance Sheet Reserves after Discount | |
|-----------------|--|-------------|-------------|--|-------------|------------|------------------------|-----------------------|---|--|----------------------------------|
| | 26 Direct and Assumed | 27 Ceded | 28 Net | 29 Direct and Assumed | 30 Ceded | 31 Net | 32 Loss | 33 Loss Expense | | 35 Losses Unpaid | 36 Loss Expenses Unpaid |
| 1. Prior..... | XXX..... | XXX..... | XXX..... | XXX..... | XXX..... | XXX..... | | | XXX..... | 862..... | 0..... |
| 2. 2005..... | 39,905..... | 14,418..... | 25,487..... | 73.7..... | 44.7..... | 116.7..... | | | 12.00..... | 44..... | 0..... |
| 3. 2006..... | 32,815..... | 10,249..... | 22,566..... | 66.2..... | 34.1..... | 115.7..... | | | 12.00..... | 12..... | 0..... |
| 4. 2007..... | 27,377..... | 7,175..... | 20,203..... | 52.8..... | 21.4..... | 110.8..... | | | 12.00..... | 175..... | 0..... |
| 5. 2008..... | 25,953..... | 8,265..... | 17,688..... | 46.0..... | 24.0..... | 80.6..... | | | 12.00..... | 247..... | 0..... |
| 6. 2009..... | 23,949..... | 9,752..... | 14,197..... | 41.1..... | 26.4..... | 66.4..... | | | 12.00..... | 216..... | 0..... |
| 7. 2010..... | 38,526..... | 19,515..... | 19,011..... | 63.8..... | 48.2..... | 95.4..... | | | 12.00..... | 53..... | 0..... |
| 8. 2011..... | 84,822..... | 27,134..... | 57,688..... | 127.7..... | 59.2..... | 279.6..... | | | 12.00..... | 758..... | 28..... |
| 9. 2012..... | 74,291..... | 11,848..... | 62,442..... | 102.8..... | 182.8..... | 94.9..... | | | 12.00..... | 2,141..... | 425..... |
| 10. 2013..... | 42,568..... | 1,292..... | 41,277..... | 57.8..... | 32.0..... | 59.3..... | | | 12.00..... | 5,586..... | 584..... |
| 11. 2014..... | 61,426..... | 4,709..... | 56,717..... | 86.4..... | 188.7..... | 82.7..... | | | 12.00..... | 33,996..... | 3,087..... |
| 12. Totals..... | XXX..... | XXX..... | XXX..... | XXX..... | XXX..... | XXX..... | 0..... | 0..... | XXX..... | 44,089..... | 4,123..... |

SCHEDULE P - PART 1H - SECTION 1 - OTHER LIABILITY - OCCURRENCE

(\$000 omitted)

| Years in Which Premiums Were Earned and Losses Were Incurred | Premiums Earned | | | Loss and Loss Expense Payments | | | | | | 12 Number of Claims Reported-Direct and Assumed | | |
|--|-------------------------|------------|------------------------|--------------------------------|------------|---------------------------------------|------------|------------------------------|------------|--|--|--|
| | 1 Direct and Assumed | 2 Ceded | 3 Net (Cols. 1 - 2) | Loss Payments | | Defense and Cost Containment Payments | | Adjusting and Other Payments | | | 10 Salvage and Subrogation Received | 11 Total Net Paid (Cols. 4 - 5 + 6 - 7 + 8 - 9) |
| | | | | 4 Direct and Assumed | 5 Ceded | 6 Direct and Assumed | 7 Ceded | 8 Direct and Assumed | 9 Ceded | | | |
| 1. Prior..... | XXX | XXX | XXX | 1,061 | 620 | 793 | 19 | 32 | | | 1,247 | XXX |
| 2. 2005..... | | | .0 | | | | | | | | .0 | |
| 3. 2006..... | | | .0 | | | | | | | | .0 | |
| 4. 2007..... | | | .0 | | | | | | | | .0 | |
| 5. 2008..... | | | .0 | | | | | | | | .0 | |
| 6. 2009..... | | | .0 | | | | | | | | .0 | |
| 7. 2010..... | | | .0 | | | | | | | | .0 | |
| 8. 2011..... | | | .0 | | | | | | | | .0 | |
| 9. 2012..... | | | .0 | | | | | | | | .0 | |
| 10. 2013..... | | | .0 | | | | | | | | .0 | |
| 11. 2014..... | | | .0 | | | | | | | | .0 | |
| 12. Totals..... | XXX | XXX | XXX | 1,061 | 620 | 793 | 19 | 32 | 0 | 0 | 1,247 | XXX |

| | Losses Unpaid | | | | Defense and Cost Containment Unpaid | | | | Adjusting and Other Unpaid | | 23 Salvage and Subrogation Anticipated | 24 Total Net Losses and Expenses Unpaid | 25 Number of Claims Outstanding-Direct and Unpaid |
|-----------------|--------------------------|-------------|--------------------------|-------------|-------------------------------------|-------------|--------------------------|-------------|----------------------------|-------------|---|--|--|
| | Case Basis | | Bulk + IBNR | | Case Basis | | Bulk + IBNR | | 21 Direct and Assumed | 22 Ceded | | | |
| | 13 Direct and Assumed | 14 Ceded | 15 Direct and Assumed | 16 Ceded | 17 Direct and Assumed | 18 Ceded | 19 Direct and Assumed | 20 Ceded | | | | | |
| 1. Prior..... | 8,339 | 6,846 | 21,679 | 4,341 | 2,707 | 616 | 10,828 | 2,465 | 1,598 | | | 30,882 | 150 |
| 2. 2005..... | | | | | | | | | | | | .0 | |
| 3. 2006..... | | | | | | | | | | | | .0 | |
| 4. 2007..... | | | | | | | | | | | | .0 | |
| 5. 2008..... | | | | | | | | | | | | .0 | |
| 6. 2009..... | | | | | | | | | | | | .0 | |
| 7. 2010..... | | | | | | | | | | | | .0 | |
| 8. 2011..... | | | | | | | | | | | | .0 | |
| 9. 2012..... | | | | | | | | | | | | .0 | |
| 10. 2013..... | | | | | | | | | | | | .0 | |
| 11. 2014..... | | | | | | | | | | | | .0 | |
| 12. Totals..... | 8,339 | 6,846 | 21,679 | 4,341 | 2,707 | 616 | 10,828 | 2,465 | 1,598 | 0 | 0 | 30,882 | 150 |

| | Total Losses and Loss Expenses Incurred | | | Loss and Loss Expense Percentage (Incurred/Premiums Earned) | | | Nontabular Discount | | 34 Inter-Company Pooling Participation Percentage | Net Balance Sheet Reserves after Discount | |
|-----------------|---|-------------|-----------|---|-------------|-----------|---------------------|--------------------|--|---|----------------------------|
| | 26 Direct and Assumed | 27 Ceded | 28 Net | 29 Direct and Assumed | 30 Ceded | 31 Net | 32 Loss | 33 Loss Expense | | 35 Losses Unpaid | 36 Loss Expenses Unpaid |
| 1. Prior..... | XXX | XXX | XXX | XXX | XXX | XXX | | | XXX | 18,831 | 12,051 |
| 2. 2005..... | .0 | .0 | .0 | .0 | .0 | .0 | | | 12.00 | .0 | .0 |
| 3. 2006..... | .0 | .0 | .0 | .0 | .0 | .0 | | | 12.00 | .0 | .0 |
| 4. 2007..... | .0 | .0 | .0 | .0 | .0 | .0 | | | 12.00 | .0 | .0 |
| 5. 2008..... | .0 | .0 | .0 | .0 | .0 | .0 | | | 12.00 | .0 | .0 |
| 6. 2009..... | .0 | .0 | .0 | .0 | .0 | .0 | | | 12.00 | .0 | .0 |
| 7. 2010..... | .0 | .0 | .0 | .0 | .0 | .0 | | | 12.00 | .0 | .0 |
| 8. 2011..... | .0 | .0 | .0 | .0 | .0 | .0 | | | 12.00 | .0 | .0 |
| 9. 2012..... | .0 | .0 | .0 | .0 | .0 | .0 | | | 12.00 | .0 | .0 |
| 10. 2013..... | .0 | .0 | .0 | .0 | .0 | .0 | | | 12.00 | .0 | .0 |
| 11. 2014..... | .0 | .0 | .0 | .0 | .0 | .0 | | | 12.00 | .0 | .0 |
| 12. Totals..... | XXX | XXX | XXX | XXX | XXX | XXX | .0 | .0 | XXX | 18,831 | 12,051 |

SCHEDULE P - PART 1H - SECTION 2 - OTHER LIABILITY - CLAIMS-MADE

(\$000 omitted)

| Years in Which Premiums Were Earned and Losses Were Incurred | Premiums Earned | | | Loss and Loss Expense Payments | | | | | | | | 12 Number of Claims Reported-Direct and Assumed |
|--|-------------------------|------------|------------------------|--------------------------------|------------|---------------------------------------|------------|------------------------------|------------|--|--|--|
| | 1 Direct and Assumed | 2 Ceded | 3 Net (Cols. 1 - 2) | Loss Payments | | Defense and Cost Containment Payments | | Adjusting and Other Payments | | 10 Salvage and Subrogation Received | 11 Total Net Paid (Cols. 4 - 5 + 6 - 7 + 8 - 9) | |
| | | | | 4 Direct and Assumed | 5 Ceded | 6 Direct and Assumed | 7 Ceded | 8 Direct and Assumed | 9 Ceded | | | |
| 1. Prior..... | XXX | XXX | XXX | | | | | | | | 0 | XXX |
| 2. 2005..... | | | 0 | | | | | | | | 0 | |
| 3. 2006..... | | | 0 | | | | | | | | 0 | |
| 4. 2007..... | | | 0 | | | | | | | | 0 | |
| 5. 2008..... | | | 0 | | | | | | | | 0 | |
| 6. 2009..... | | | 0 | | | | | | | | 0 | |
| 7. 2010..... | | | 0 | | | | | | | | 0 | |
| 8. 2011..... | | | 0 | | | | | | | | 0 | |
| 9. 2012..... | | | 0 | | | | | | | | 0 | |
| 10. 2013..... | | | 0 | | | | | | | | 0 | |
| 11. 2014..... | | | 0 | | | | | | | | 0 | |
| 12. Totals..... | XXX | XXX | XXX | 0 | 0 | 0 | 0 | 0 | 0 | 0 | 0 | XXX |

| | Losses Unpaid | | | | Defense and Cost Containment Unpaid | | | | Adjusting and Other Unpaid | | 23 Salvage and Subrogation Anticipated | 24 Total Net Losses and Expenses Unpaid | 25 Number of Claims Outstanding-Direct and Assumed |
|-----------------|--------------------------|-------------|--------------------------|-------------|-------------------------------------|-------------|--------------------------|-------------|----------------------------|-------------|---|--|---|
| | Case Basis | | Bulk + IBNR | | Case Basis | | Bulk + IBNR | | 21 Direct and Assumed | 22 Ceded | | | |
| | 13 Direct and Assumed | 14 Ceded | 15 Direct and Assumed | 16 Ceded | 17 Direct and Assumed | 18 Ceded | 19 Direct and Assumed | 20 Ceded | | | | | |
| 1. Prior..... | | | | | | | | | | | 0 | | |
| 2. 2005..... | | | | | | | | | | | 0 | | |
| 3. 2006..... | | | | | | | | | | | 0 | | |
| 4. 2007..... | | | | | | | | | | | 0 | | |
| 5. 2008..... | | | | | | | | | | | 0 | | |
| 6. 2009..... | | | | | | | | | | | 0 | | |
| 7. 2010..... | | | | | | | | | | | 0 | | |
| 8. 2011..... | | | | | | | | | | | 0 | | |
| 9. 2012..... | | | | | | | | | | | 0 | | |
| 10. 2013..... | | | | | | | | | | | 0 | | |
| 11. 2014..... | | | | | | | | | | | 0 | | |
| 12. Totals..... | 0 | 0 | 0 | 0 | 0 | 0 | 0 | 0 | 0 | 0 | 0 | 0 | |

NONE

| | Total Losses and Loss Expenses Incurred | | | Loss and Loss Expense Percentage (Incurred/Premiums Earned) | | | Nontabular Discount | | 34 Inter-Company Pooling Participation Percentage | Net Balance Sheet Reserves after Discount | |
|-----------------|---|-------------|-----------|---|-------------|-----------|---------------------|--------------------|--|---|----------------------------|
| | 26 Direct and Assumed | 27 Ceded | 28 Net | 29 Direct and Assumed | 30 Ceded | 31 Net | 32 Loss | 33 Loss Expense | | 35 Losses Unpaid | 36 Loss Expenses Unpaid |
| 1. Prior..... | XXX | XXX | XXX | XXX | XXX | XXX | | | XXX | 0 | 0 |
| 2. 2005..... | 0 | 0 | 0 | 0.0 | 0.0 | 0.0 | | | | 0 | 0 |
| 3. 2006..... | 0 | 0 | 0 | 0.0 | 0.0 | 0.0 | | | | 0 | 0 |
| 4. 2007..... | 0 | 0 | 0 | 0.0 | 0.0 | 0.0 | | | | 0 | 0 |
| 5. 2008..... | 0 | 0 | 0 | 0.0 | 0.0 | 0.0 | | | | 0 | 0 |
| 6. 2009..... | 0 | 0 | 0 | 0.0 | 0.0 | 0.0 | | | | 0 | 0 |
| 7. 2010..... | 0 | 0 | 0 | 0.0 | 0.0 | 0.0 | | | | 0 | 0 |
| 8. 2011..... | 0 | 0 | 0 | 0.0 | 0.0 | 0.0 | | | | 0 | 0 |
| 9. 2012..... | 0 | 0 | 0 | 0.0 | 0.0 | 0.0 | | | | 0 | 0 |
| 10. 2013..... | 0 | 0 | 0 | 0.0 | 0.0 | 0.0 | | | | 0 | 0 |
| 11. 2014..... | 0 | 0 | 0 | 0.0 | 0.0 | 0.0 | | | | 0 | 0 |
| 12. Totals..... | XXX | XXX | XXX | XXX | XXX | XXX | 0 | 0 | XXX | 0 | 0 |

SCHEDULE P - PART 11 - SPECIAL PROPERTY (FIRE, ALLIED LINES, INLAND MARINE, EARTHQUAKE, BURGLARY AND THEFT)

(\$000 omitted)

| Years in Which Premiums Were Earned and Losses Were Incurred | Premiums Earned | | | Loss and Loss Expense Payments | | | | | | | 12 Number of Claims Reported-Direct and Assumed | |
|--|-------------------------|---------------|------------------------|--------------------------------|--------------|---------------------------------------|------------|------------------------------|------------|--|--|--|
| | 1 Direct and Assumed | 2 Ceded | 3 Net (Cols. 1 - 2) | Loss Payments | | Defense and Cost Containment Payments | | Adjusting and Other Payments | | 10 Salvage and Subrogation Received | | 11 Total Net Paid (Cols. 4 - 5 + 6 - 7 + 8 - 9) |
| | | | | 4 Direct and Assumed | 5 Ceded | 6 Direct and Assumed | 7 Ceded | 8 Direct and Assumed | 9 Ceded | | | |
| | | | | Assumed | Ceded | Assumed | Ceded | Assumed | Ceded | | | |
| 1. Prior..... |XXX..... |XXX..... |XXX..... |122,528 |101,074 |2,869 |93 |4,214 |1,243 |9,385 |27,199 |XXX..... |
| 2. 2013..... |689,410 |148,509 |540,901 |264,753 |32,368 |231 |40 |19,486 |1,588 |2,307 |250,475 |XXX..... |
| 3. 2014..... |672,300 |132,658 |539,642 |152,799 |10,190 |32 |6 |12,470 |598 |245 |154,507 |XXX..... |
| 4. Totals.... |XXX..... |XXX..... |XXX..... |540,080 |143,632 |3,132 |140 |36,169 |3,429 |11,937 |432,181 |XXX..... |

| | Losses Unpaid | | | | Defense and Cost Containment Unpaid | | | | Adjusting and Other Unpaid | | 23 Salvage and Subrogation Anticipated | 24 Total Net Losses and Expenses Unpaid | 25 Number of Claims Outstanding-Direct and Assumed |
|---------------|--------------------------|-------------|--------------------------|-------------|-------------------------------------|-------------|--------------------------|-------------|----------------------------|-------------|---|--|---|
| | Case Basis | | Bulk + IBNR | | Case Basis | | Bulk + IBNR | | 21 Direct and Assumed | 22 Ceded | | | |
| | 13 Direct and Assumed | 14 Ceded | 15 Direct and Assumed | 16 Ceded | 17 Direct and Assumed | 18 Ceded | 19 Direct and Assumed | 20 Ceded | | | | | |
| | Assumed | Ceded | Assumed | Ceded | Assumed | Ceded | Assumed | Ceded | | | | | |
| 1. Prior..... |31,920 |50,392 |28,964 |2,910 |602 |155 | | |2,233 |619 |996 |9,643 |127 |
| 2. 2013..... |26,612 |2,405 |17,123 |3,676 |701 |199 | | |2,878 |797 |1,252 |40,237 |107 |
| 3. 2014..... |186,816 |41,584 |44,432 |8,485 |3,441 |1,054 | | |15,221 |4,217 |2,889 |194,570 |723 |
| 4. Totals... |245,349 |94,381 |90,520 |15,071 |4,744 |1,408 |0 |0 |20,332 |5,633 |5,137 |244,450 |957 |

| | Total Losses and Loss Expenses Incurred | | | Loss and Loss Expense Percentage (Incurred/Premiums Earned) | | | Nontabular Discount | | 34 Inter-Company Pooling Participation Percentage | Net Balance Sheet Reserves after Discount | |
|------------|---|---------------|---------------|---|---------------|---------------|---------------------|--------------------|--|---|----------------------------|
| | 26 Direct and Assumed | 27 Ceded | 28 Net | 29 Direct and Assumed | 30 Ceded | 31 Net | 32 Loss | 33 Loss Expense | | 35 Losses Unpaid | 36 Loss Expenses Unpaid |
| | | | | | | | | | | | |
| 1. Prior.. |XXX..... |XXX..... |XXX..... |XXX..... |XXX..... |XXX..... | | |XXX..... |7,582 |2,061 |
| 2. 2013. |331,785 |41,074 |290,711 |48.1 |27.7 |53.7 | | |12.00 |37,655 |2,582 |
| 3. 2014. |415,212 |66,134 |349,077 |61.8 |49.9 |64.7 | | |12.00 |181,179 |13,391 |
| 4. Totals |XXX..... |XXX..... |XXX..... |XXX..... |XXX..... |XXX..... |0 |0 |XXX..... |226,416 |18,034 |

SCHEDULE P - PART 1J - AUTO PHYSICAL DAMAGE
(\$000 omitted)

| Years in Which Premiums Were Earned and Losses Were Incurred | Premiums Earned | | | Loss and Loss Expense Payments | | | | | | 12 Number of Claims Reported-Direct and Assumed | | |
|--|-------------------------|---------------|------------------------|--------------------------------|------------|---------------------------------------|------------|------------------------------|------------|--|--|--|
| | 1 Direct and Assumed | 2 Ceded | 3 Net (Cols. 1 - 2) | Loss Payments | | Defense and Cost Containment Payments | | Adjusting and Other Payments | | | 10 Salvage and Subrogation Received | 11 Total Net Paid (Cols. 4 - 5 + 6 - 7 + 8 - 9) |
| | | | | 4 Direct and Assumed | 5 Ceded | 6 Direct and Assumed | 7 Ceded | 8 Direct and Assumed | 9 Ceded | | | |
| 1. Prior..... |XXX..... |XXX..... |XXX..... | | | | | | | |0 |XXX..... |
| 2. 2013..... | | |0 | | | | | | | |0 |0 |
| 3. 2014..... | | |0 | | | | | | | |0 |0 |
| 4. Totals.... |XXX..... |XXX..... |XXX..... |0 |0 |0 |0 |0 |0 |0 |0 |XXX..... |

| | Losses Unpaid | | | | Defense and Cost Containment Unpaid | | | | Adjusting and Other Unpaid | | 23 Salvage and Subrogation Anticipated | 24 Total Net Losses and Expenses Unpaid | 25 Number of Claims Outstanding-Direct and Assumed |
|---------------|--------------------------|-------------|--------------------------|-------------|-------------------------------------|-------------|--------------------------|-------------|----------------------------|-------------|---|--|---|
| | Case Basis | | Bulk + IBNR | | Case Basis | | Bulk + IBNR | | 21 Direct and Assumed | 22 Ceded | | | |
| | 13 Direct and Assumed | 14 Ceded | 15 Direct and Assumed | 16 Ceded | 17 Direct and Assumed | 18 Ceded | 19 Direct and Assumed | 20 Ceded | | | | | |
| 1. Prior..... | | | | | | | | | | |0 | | |
| 2. 2013..... | | | | | | | | | | |0 | | |
| 3. 2014..... | | | | | | | | | | |0 | | |
| 4. Totals... |0 |0 |0 |0 |0 |0 |0 |0 |0 |0 |0 |0 | |

NONE

| | Total Losses and Loss Expenses Incurred | | | Loss and Loss Expense Percentage (Incurred/Premiums Earned) | | | Nontabular Discount | | 34 Inter-Company Pooling Participation Percentage | Net Balance Sheet Reserves after Discount | |
|------------|---|---------------|---------------|---|---------------|---------------|---------------------|--------------------|--|---|----------------------------|
| | 26 Direct and Assumed | 27 Ceded | 28 Net | 29 Direct and Assumed | 30 Ceded | 31 Net | 32 Loss | 33 Loss Expense | | 35 Losses Unpaid | 36 Loss Expenses Unpaid |
| 1. Prior.. |XXX..... |XXX..... |XXX..... |XXX..... |XXX..... |XXX..... | | |XXX..... |0 |0 |
| 2. 2013. |0 |0 |0 |0.0 |0.0 |0.0 | | | |0 |0 |
| 3. 2014. |0 |0 |0 |0.0 |0.0 |0.0 | | | |0 |0 |
| 4. Totals |XXX..... |XXX..... |XXX..... |XXX..... |XXX..... |XXX..... |0 |0 |XXX..... |0 |0 |

SCHEDULE P - PART 1K - FIDELITY/SURETY

(\$000 omitted)

| Years in Which Premiums Were Earned and Losses Were Incurred | Premiums Earned | | | Loss and Loss Expense Payments | | | | | | 12 Number of Claims Reported-Direct and Assumed | | |
|--|-------------------------|---------------|------------------------|--------------------------------|-------------|---------------------------------------|-------------|------------------------------|-------------|--|--|--|
| | 1 Direct and Assumed | 2 Ceded | 3 Net (Cols. 1 - 2) | Loss Payments | | Defense and Cost Containment Payments | | Adjusting and Other Payments | | | 10 Salvage and Subrogation Received | 11 Total Net Paid (Cols. 4 - 5 + 6 - 7 + 8 - 9) |
| | | | | 4 Direct and Assumed | 5 Ceded | 6 Direct and Assumed | 7 Ceded | 8 Direct and Assumed | 9 Ceded | | | |
| 1. Prior..... |XXX..... |XXX..... |XXX..... |7..... | | | | | |(7)..... |7..... |XXX..... |
| 2. 2013..... | | |0..... | | | | | | | |0..... |XXX..... |
| 3. 2014..... | | |0..... | | | | | | | |0..... |XXX..... |
| 4. Totals.... |XXX..... |XXX..... |XXX..... |7..... |0..... |0..... |0..... |0..... |0..... |(7)..... |7..... |XXX..... |

| | Losses Unpaid | | | | Defense and Cost Containment Unpaid | | | | Adjusting and Other Unpaid | | 23 Salvage and Subrogation Anticipated | 24 Total Net Losses and Expenses Unpaid | 25 Number of Claims Outstanding-Direct and Assumed |
|---------------|--------------------------|-------------|--------------------------|-------------|-------------------------------------|-------------|--------------------------|-------------|----------------------------|-------------|---|--|---|
| | Case Basis | | Bulk + IBNR | | Case Basis | | Bulk + IBNR | | 21 Direct and Assumed | 22 Ceded | | | |
| | 13 Direct and Assumed | 14 Ceded | 15 Direct and Assumed | 16 Ceded | 17 Direct and Assumed | 18 Ceded | 19 Direct and Assumed | 20 Ceded | | | | | |
| 1. Prior..... | | | | | | | | | | | |0..... |1..... |
| 2. 2013..... | | | | | | | | | | | |0..... | |
| 3. 2014..... | | | | | | | | | | | |0..... | |
| 4. Totals.. |0..... |0..... |0..... |0..... |0..... |0..... |0..... |0..... |0..... |0..... |0..... |0..... |1..... |

| | Total Losses and Loss Expenses Incurred | | | Loss and Loss Expense Percentage (Incurred/Premiums Earned) | | | Nontabular Discount | | 34 Inter-Company Pooling Participation Percentage | Net Balance Sheet Reserves after Discount | |
|------------|---|---------------|---------------|---|---------------|---------------|---------------------|--------------------|--|---|----------------------------|
| | 26 Direct and Assumed | 27 Ceded | 28 Net | 29 Direct and Assumed | 30 Ceded | 31 Net | 32 Loss | 33 Loss Expense | | 35 Losses Unpaid | 36 Loss Expenses Unpaid |
| 1. Prior.. |XXX..... |XXX..... |XXX..... |XXX..... |XXX..... |XXX..... | | |XXX..... |0..... |0..... |
| 2. 2013.. |0..... |0..... |0..... |0.0..... |0.0..... |0.0..... | | | |0..... |0..... |
| 3. 2014.. |0..... |0..... |0..... |0.0..... |0.0..... |0.0..... | | | |0..... |0..... |
| 4. Totals |XXX..... |XXX..... |XXX..... |XXX..... |XXX..... |XXX..... |0..... |0..... |XXX..... |0..... |0..... |

Sch. P-Pt. 1L
NONE

Sch. P-Pt. 1M
NONE

SCHEDULE P - PART 1N - REINSURANCE
NONPROPORTIONAL ASSUMED PROPERTY (\$000 omitted)

| Years in Which Premiums Were Earned and Losses Were Incurred | Premiums Earned | | | Loss and Loss Expense Payments | | | | | | 10 Salvage and Subrogation Received | 11 Total Net Paid (Cols. 4 - 5 + 6 - 7 + 8 - 9) | 12 Number of Claims Reported-Direct and Assumed |
|--|-------------------------|--------------|------------------------|--------------------------------|----------------|---------------------------------------|-------------|------------------------------|-------------|--|--|--|
| | 1 Direct and Assumed | 2 Ceded | 3 Net (Cols. 1 - 2) | Loss Payments | | Defense and Cost Containment Payments | | Adjusting and Other Payments | | | | |
| | | | | 4 Direct and Assumed | 5 Ceded | 6 Direct and Assumed | 7 Ceded | 8 Direct and Assumed | 9 Ceded | | | |
| 1. Prior..... | XXX..... | XXX..... | XXX..... | | | | | | | 0..... | XXX..... | |
| 2. 2005..... | | 50,284..... | (50,284)..... | 16,845..... | | (1,167)..... | | 2,723..... | | (18,401)..... | XXX..... | |
| 3. 2006..... | | 80,712..... | (80,712)..... | 55,993..... | | 3,009..... | | 12,034..... | | (71,036)..... | XXX..... | |
| 4. 2007..... | | 108,347..... | (108,347)..... | 59,601..... | | 1,096..... | | 4,385..... | | (65,082)..... | XXX..... | |
| 5. 2008..... | | 137,403..... | (137,403)..... | 17,041..... | | 4,392..... | | | | (21,433)..... | XXX..... | |
| 6. 2009..... | | 124,693..... | (124,693)..... | 11,596..... | | 16,069..... | | | | (27,664)..... | XXX..... | |
| 7. 2010..... | | 163,421..... | (163,421)..... | 125,204..... | | 2,382..... | | | | (122,822)..... | XXX..... | |
| 8. 2011..... | | 190,159..... | (190,159)..... | 27,875..... | | 3,572..... | | 8,334..... | | 15,969..... | XXX..... | |
| 9. 2012..... | | 251,162..... | (251,162)..... | 388,657..... | | 4,985..... | | 10,121..... | | (403,763)..... | XXX..... | |
| 10. 2013..... | | 287,449..... | (287,449)..... | 146,098..... | | 3,775..... | | 23,189..... | | (173,062)..... | XXX..... | |
| 11. 2014..... | | 291,913..... | (291,913)..... | 183,940..... | | 3,844..... | | 15,374..... | | (203,157)..... | XXX..... | |
| 12. Totals..... | XXX..... | XXX..... | XXX..... | 27,875..... | 1,004,975..... | 2,382..... | 39,574..... | 0..... | 76,159..... | 0..... | (1,090,451)..... | XXX..... |

| | Losses Unpaid | | | | Defense and Cost Containment Unpaid | | | | Adjusting and Other Unpaid | | 23 Salvage and Subrogation Anticipated | 24 Total Net Losses and Expenses Unpaid | 25 Number of Claims Outstanding-Direct and Assumed |
|-----------------|--------------------------|-------------|--------------------------|-------------|-------------------------------------|-------------|--------------------------|-------------|----------------------------|-------------|---|--|---|
| | Case Basis | | Bulk + IBNR | | Case Basis | | Bulk + IBNR | | 21 Direct and Assumed | 22 Ceded | | | |
| | 13 Direct and Assumed | 14 Ceded | 15 Direct and Assumed | 16 Ceded | 17 Direct and Assumed | 18 Ceded | 19 Direct and Assumed | 20 Ceded | | | | | |
| 1. Prior..... | | | | | | | | | | | 0..... | XXX..... | |
| 2. 2005..... | | | | | | | | | | | 0..... | XXX..... | |
| 3. 2006..... | | | | | | | | | | | 0..... | XXX..... | |
| 4. 2007..... | | | | | | | | | | | 0..... | XXX..... | |
| 5. 2008..... | | | | | | | | | | | 0..... | XXX..... | |
| 6. 2009..... | | | | | | | | | | | 0..... | XXX..... | |
| 7. 2010..... | | | | | | | | | | | 0..... | XXX..... | |
| 8. 2011..... | | | | | | | | | | | 0..... | XXX..... | |
| 9. 2012..... | | | | | | | | | | | 0..... | XXX..... | |
| 10. 2013..... | | | | | | | | | | | 0..... | XXX..... | |
| 11. 2014..... | | | | | | | | | | | 0..... | XXX..... | |
| 12. Totals..... | 0..... | 0..... | 0..... | 0..... | 0..... | 0..... | 0..... | 0..... | 0..... | 0..... | 0..... | XXX..... | |

| | Total Losses and Loss Expenses Incurred | | | Loss and Loss Expense Percentage (Incurred/Premiums Earned) | | | Nontabular Discount | | 34 Inter-Company Pooling Participation Percentage | Net Balance Sheet Reserves after Discount | |
|-----------------|---|--------------|----------------|---|-------------|------------|---------------------|--------------------|--|---|----------------------------|
| | 26 Direct and Assumed | 27 Ceded | 28 Net | 29 Direct and Assumed | 30 Ceded | 31 Net | 32 Loss | 33 Loss Expense | | 35 Losses Unpaid | 36 Loss Expenses Unpaid |
| 1. Prior..... | XXX..... | XXX..... | XXX..... | XXX..... | XXX..... | XXX..... | | | XXX..... | 0..... | 0..... |
| 2. 2005..... | 0..... | 18,401..... | (18,401)..... | 0.0..... | 36.6..... | 36.6..... | | | 12.00..... | 0..... | 0..... |
| 3. 2006..... | 0..... | 71,036..... | (71,036)..... | 0.0..... | 88.0..... | 88.0..... | | | 12.00..... | 0..... | 0..... |
| 4. 2007..... | 0..... | 65,082..... | (65,082)..... | 0.0..... | 60.1..... | 60.1..... | | | 12.00..... | 0..... | 0..... |
| 5. 2008..... | 0..... | 21,433..... | (21,433)..... | 0.0..... | 15.6..... | 15.6..... | | | 12.00..... | 0..... | 0..... |
| 6. 2009..... | 0..... | 27,664..... | (27,664)..... | 0.0..... | 22.2..... | 22.2..... | | | 12.00..... | 0..... | 0..... |
| 7. 2010..... | 2,382..... | 125,204..... | (122,822)..... | 0.0..... | 76.6..... | 75.2..... | | | 12.00..... | 0..... | 0..... |
| 8. 2011..... | 27,875..... | 11,906..... | 15,969..... | 0.0..... | 6.3..... | (8.4)..... | | | 12.00..... | 0..... | 0..... |
| 9. 2012..... | 0..... | 403,763..... | (403,763)..... | 0.0..... | 160.8..... | 160.8..... | | | 12.00..... | 0..... | 0..... |
| 10. 2013..... | 0..... | 173,062..... | (173,062)..... | 0.0..... | 60.2..... | 60.2..... | | | 12.00..... | 0..... | 0..... |
| 11. 2014..... | 0..... | 203,157..... | (203,157)..... | 0.0..... | 69.6..... | 69.6..... | | | 12.00..... | 0..... | 0..... |
| 12. Totals..... | XXX..... | XXX..... | XXX..... | XXX..... | XXX..... | XXX..... | 0..... | 0..... | XXX..... | 0..... | 0..... |

SCHEDULE P - PART 10 - REINSURANCE
NONPROPORTIONAL ASSUMED LIABILITY (\$000 omitted)

| Years in Which Premiums Were Earned and Losses Were Incurred | Premiums Earned | | | Loss and Loss Expense Payments | | | | | | 10 Salvage and Subrogation Received | 11 Total Net Paid (Cols. 4 - 5 + 6 - 7 + 8 - 9) | 12 Number of Claims Reported-Direct and Assumed |
|--|-------------------------|------------|------------------------|--------------------------------|------------|---------------------------------------|------------|------------------------------|------------|--|--|--|
| | 1 Direct and Assumed | 2 Ceded | 3 Net (Cols. 1 - 2) | Loss Payments | | Defense and Cost Containment Payments | | Adjusting and Other Payments | | | | |
| | | | | 4 Direct and Assumed | 5 Ceded | 6 Direct and Assumed | 7 Ceded | 8 Direct and Assumed | 9 Ceded | | | |
| 1. Prior..... | XXX | XXX | XXX | 50 | | 1 | | | | | 51 | XXX |
| 2. 2005..... | | | 0 | | | | | | | | 0 | XXX |
| 3. 2006..... | | | 0 | | | | | | | | 0 | XXX |
| 4. 2007..... | | | 0 | | | | | | | | 0 | XXX |
| 5. 2008..... | | | 0 | | | | | | 10,248 | | (10,248) | XXX |
| 6. 2009..... | | | 0 | | | | | | 37,493 | | (37,493) | XXX |
| 7. 2010..... | | | 0 | | | | | | | | 0 | XXX |
| 8. 2011..... | | | 0 | | | | | | | | 0 | XXX |
| 9. 2012..... | | | 0 | | | | | | | | 0 | XXX |
| 10. 2013..... | (8) | | (8) | | | | | | | | 0 | XXX |
| 11. 2014..... | (3) | | (3) | | | | | | | | 0 | XXX |
| 12. Totals..... | XXX | XXX | XXX | 50 | 0 | 1 | 0 | 0 | 47,741 | 0 | (47,690) | XXX |

| | Losses Unpaid | | | | Defense and Cost Containment Unpaid | | | | Adjusting and Other Unpaid | | 23 Salvage and Subrogation Anticipated | 24 Total Net Losses and Expenses Unpaid | 25 Number of Claims Outstanding-Direct and Assumed |
|-----------------|--------------------------|-------------|--------------------------|-------------|-------------------------------------|-------------|--------------------------|-------------|----------------------------|-------------|---|--|---|
| | Case Basis | | Bulk + IBNR | | Case Basis | | Bulk + IBNR | | 21 Direct and Assumed | 22 Ceded | | | |
| | 13 Direct and Assumed | 14 Ceded | 15 Direct and Assumed | 16 Ceded | 17 Direct and Assumed | 18 Ceded | 19 Direct and Assumed | 20 Ceded | | | | | |
| 1. Prior..... | 323 | (12,081) | 3,833 | 0 | | | | | | | 16,236 | XXX | |
| 2. 2005..... | | | | | | | | | | | 0 | XXX | |
| 3. 2006..... | | | | | | | | | | | 0 | XXX | |
| 4. 2007..... | | | | | | | | | | | 0 | XXX | |
| 5. 2008..... | | | | | | | | | | | 0 | XXX | |
| 6. 2009..... | | | | | | | | | | | 0 | XXX | |
| 7. 2010..... | | | | | | | | | | | 0 | XXX | |
| 8. 2011..... | | | | | | | | | | | 0 | XXX | |
| 9. 2012..... | | | | | | | | | | | 0 | XXX | |
| 10. 2013..... | | | | | | | | | | | 0 | XXX | |
| 11. 2014..... | | | | | | | | | | | 0 | XXX | |
| 12. Totals..... | 323 | (12,081) | 3,833 | 0 | 0 | 0 | 0 | 0 | 0 | 0 | 16,236 | XXX | |

| | Total Losses and Loss Expenses Incurred | | | Loss and Loss Expense Percentage (Incurred/Premiums Earned) | | | Nontabular Discount | | 34 Inter-Company Pooling Participation Percentage | Net Balance Sheet Reserves after Discount | |
|-----------------|---|-------------|-----------|---|-------------|-----------|---------------------|--------------------|--|---|----------------------------|
| | 26 Direct and Assumed | 27 Ceded | 28 Net | 29 Direct and Assumed | 30 Ceded | 31 Net | 32 Loss | 33 Loss Expense | | 35 Losses Unpaid | 36 Loss Expenses Unpaid |
| 1. Prior..... | XXX | XXX | XXX | XXX | XXX | XXX | | | XXX | 16,236 | 0 |
| 2. 2005..... | 0 | 0 | 0 | 0.0 | 0.0 | 0.0 | | | 12.00 | 0 | 0 |
| 3. 2006..... | 0 | 0 | 0 | 0.0 | 0.0 | 0.0 | | | 12.00 | 0 | 0 |
| 4. 2007..... | 0 | 0 | 0 | 0.0 | 0.0 | 0.0 | | | 12.00 | 0 | 0 |
| 5. 2008..... | 0 | 10,248 | (10,248) | 0.0 | 0.0 | 0.0 | | | 12.00 | 0 | 0 |
| 6. 2009..... | 0 | 37,493 | (37,493) | 0.0 | 0.0 | 0.0 | | | 12.00 | 0 | 0 |
| 7. 2010..... | 0 | 0 | 0 | 0.0 | 0.0 | 0.0 | | | 12.00 | 0 | 0 |
| 8. 2011..... | 0 | 0 | 0 | 0.0 | 0.0 | 0.0 | | | 12.00 | 0 | 0 |
| 9. 2012..... | 0 | 0 | 0 | 0.0 | 0.0 | 0.0 | | | 12.00 | 0 | 0 |
| 10. 2013..... | 0 | 0 | 0 | 0.0 | 0.0 | 0.0 | | | 12.00 | 0 | 0 |
| 11. 2014..... | 0 | 0 | 0 | 0.0 | 0.0 | 0.0 | | | 12.00 | 0 | 0 |
| 12. Totals..... | XXX | XXX | XXX | XXX | XXX | XXX | 0 | 0 | XXX | 16,236 | 0 |

SCHEDULE P - PART 1P - REINSURANCE
NONPROPORTIONAL ASSUMED FINANCIAL LINES (\$000 omitted)

| Years in Which Premiums Were Earned and Losses Were Incurred | Premiums Earned | | | Loss and Loss Expense Payments | | | | | | 10 Salvage and Subrogation Received | 11 Total Net Paid (Cols. 4 - 5 + 6 - 7 + 8 - 9) | 12 Number of Claims Reported-Direct and Assumed |
|--|-------------------------|------------|------------------------|--------------------------------|------------|---------------------------------------|------------|------------------------------|------------|--|--|--|
| | 1 Direct and Assumed | 2 Ceded | 3 Net (Cols. 1 - 2) | Loss Payments | | Defense and Cost Containment Payments | | Adjusting and Other Payments | | | | |
| | | | | 4 Direct and Assumed | 5 Ceded | 6 Direct and Assumed | 7 Ceded | 8 Direct and Assumed | 9 Ceded | | | |
| 1. Prior..... | XXX..... | XXX..... | XXX..... | | | | | | | | 0..... | XXX..... |
| 2. 2005..... | | | .0..... | | | | | | | | 0..... | XXX..... |
| 3. 2006..... | | | .0..... | | | | | | | | 0..... | XXX..... |
| 4. 2007..... | | | .0..... | | | | | | | | 0..... | XXX..... |
| 5. 2008..... | | | .0..... | | | | | | | | 0..... | XXX..... |
| 6. 2009..... | | | .0..... | | | | | | | | 0..... | XXX..... |
| 7. 2010..... | | | .0..... | | | | | | | | 0..... | XXX..... |
| 8. 2011..... | | | .0..... | | | | | | | | 0..... | XXX..... |
| 9. 2012..... | | | .0..... | | | | | | | | 0..... | XXX..... |
| 10. 2013..... | | | .0..... | | | | | | | | 0..... | XXX..... |
| 11. 2014..... | | | .0..... | | | | | | | | 0..... | XXX..... |
| 12. Totals..... | XXX..... | XXX..... | XXX..... | .0..... | .0..... | .0..... | .0..... | .0..... | .0..... | .0..... | 0..... | XXX..... |

| | Losses Unpaid | | | | Defense and Cost Containment Unpaid | | | | Adjusting and Other Unpaid | | 23 Salvage and Subrogation Anticipated | 24 Total Net Losses and Expenses Unpaid | 25 Number of Claims Outstanding-Direct and Assumed |
|-----------------|--------------------------|-------------|--------------------------|-------------|-------------------------------------|-------------|--------------------------|-------------|----------------------------|-------------|---|--|---|
| | Case Basis | | Bulk + IBNR | | Case Basis | | Bulk + IBNR | | 21 Direct and Assumed | 22 Ceded | | | |
| | 13 Direct and Assumed | 14 Ceded | 15 Direct and Assumed | 16 Ceded | 17 Direct and Assumed | 18 Ceded | 19 Direct and Assumed | 20 Ceded | | | | | |
| 1. Prior..... | | | | | | | | | | | | 0..... | XXX..... |
| 2. 2005..... | | | | | | | | | | | | 0..... | XXX..... |
| 3. 2006..... | | | | | | | | | | | | 0..... | XXX..... |
| 4. 2007..... | | | | | | | | | | | | 0..... | XXX..... |
| 5. 2008..... | | | | | | | | | | | | 0..... | XXX..... |
| 6. 2009..... | | | | | | | | | | | | 0..... | XXX..... |
| 7. 2010..... | | | | | | | | | | | | 0..... | XXX..... |
| 8. 2011..... | | | | | | | | | | | | 0..... | XXX..... |
| 9. 2012..... | | | | | | | | | | | | 0..... | XXX..... |
| 10. 2013..... | | | | | | | | | | | | 0..... | XXX..... |
| 11. 2014..... | | | | | | | | | | | | 0..... | XXX..... |
| 12. Totals..... | .0..... | .0..... | .0..... | .0..... | .0..... | .0..... | .0..... | .0..... | .0..... | .0..... | .0..... | 0..... | XXX..... |

NONE

| | Total Losses and Loss Expenses Incurred | | | Loss and Loss Expense Percentage (Incurred/Premiums Earned) | | | Nontabular Discount | | 34 Inter-Company Pooling Participation Percentage | Net Balance Sheet Reserves after Discount | |
|-----------------|---|-------------|-----------|---|-------------|-----------|---------------------|--------------------|--|---|----------------------------|
| | 26 Direct and Assumed | 27 Ceded | 28 Net | 29 Direct and Assumed | 30 Ceded | 31 Net | 32 Loss | 33 Loss Expense | | 35 Losses Unpaid | 36 Loss Expenses Unpaid |
| 1. Prior..... | XXX..... | XXX..... | XXX..... | XXX..... | XXX..... | XXX..... | | | XXX..... | 0..... | 0..... |
| 2. 2005..... | .0..... | .0..... | .0..... | .0..... | .0..... | .0..... | | | | 0..... | 0..... |
| 3. 2006..... | .0..... | .0..... | .0..... | .0..... | .0..... | .0..... | | | | 0..... | 0..... |
| 4. 2007..... | .0..... | .0..... | .0..... | .0..... | .0..... | .0..... | | | | 0..... | 0..... |
| 5. 2008..... | .0..... | .0..... | .0..... | .0..... | .0..... | .0..... | | | | 0..... | 0..... |
| 6. 2009..... | .0..... | .0..... | .0..... | .0..... | .0..... | .0..... | | | | 0..... | 0..... |
| 7. 2010..... | .0..... | .0..... | .0..... | .0..... | .0..... | .0..... | | | | 0..... | 0..... |
| 8. 2011..... | .0..... | .0..... | .0..... | .0..... | .0..... | .0..... | | | | 0..... | 0..... |
| 9. 2012..... | .0..... | .0..... | .0..... | .0..... | .0..... | .0..... | | | | 0..... | 0..... |
| 10. 2013..... | .0..... | .0..... | .0..... | .0..... | .0..... | .0..... | | | | 0..... | 0..... |
| 11. 2014..... | .0..... | .0..... | .0..... | .0..... | .0..... | .0..... | | | | 0..... | 0..... |
| 12. Totals..... | XXX..... | XXX..... | XXX..... | XXX..... | XXX..... | XXX..... | .0..... | .0..... | XXX..... | 0..... | 0..... |

SCHEDULE P - PART 1R - SECTION 1 - PRODUCTS LIABILITY - OCCURRENCE

(\$000 omitted)

| Years in Which Premiums Were Earned and Losses Were Incurred | Premiums Earned | | | Loss and Loss Expense Payments | | | | | | 10 Salvage and Subrogation Received | 11 Total Net Paid (Cols. 4 - 5 + 6 - 7 + 8 - 9) | 12 Number of Claims Reported-Direct and Assumed |
|--|-------------------------|------------|------------------------|--------------------------------|------------|---------------------------------------|------------|------------------------------|------------|--|--|--|
| | 1 Direct and Assumed | 2 Ceded | 3 Net (Cols. 1 - 2) | Loss Payments | | Defense and Cost Containment Payments | | Adjusting and Other Payments | | | | |
| | | | | 4 Direct and Assumed | 5 Ceded | 6 Direct and Assumed | 7 Ceded | 8 Direct and Assumed | 9 Ceded | | | |
| 1. Prior..... | XXX..... | XXX..... | XXX..... | 11,564 | 5,484 | 1,222 | (9) | 326 | | | 7,636 | XXX..... |
| 2. 2005..... | | | 0 | | | | | | | | 0 | |
| 3. 2006..... | | | 0 | | | | | | | | 0 | |
| 4. 2007..... | | | 0 | | | | | | | | 0 | |
| 5. 2008..... | | | 0 | | | | | | | | 0 | |
| 6. 2009..... | | | 0 | | | | | | | | 0 | |
| 7. 2010..... | | | 0 | | | | | | | | 0 | |
| 8. 2011..... | | | 0 | | | | | | | | 0 | |
| 9. 2012..... | | | 0 | | | | | | | | 0 | |
| 10. 2013..... | | | 0 | | | | | | | | 0 | |
| 11. 2014..... | | | 0 | | | | | | | | 0 | |
| 12. Totals..... | XXX..... | XXX..... | XXX..... | 11,564 | 5,484 | 1,222 | (9) | 326 | 0 | 0 | 7,636 | XXX..... |

| | Losses Unpaid | | | | Defense and Cost Containment Unpaid | | | | Adjusting and Other Unpaid | | 23 Salvage and Subrogation Anticipated | 24 Total Net Losses and Expenses Unpaid | 25 Number of Claims Outstanding-Direct and Unpaid |
|-----------------|--------------------------|-------------|--------------------------|-------------|-------------------------------------|-------------|--------------------------|-------------|----------------------------|-------------|---|--|--|
| | Case Basis | | Bulk + IBNR | | Case Basis | | Bulk + IBNR | | 21 Direct and Assumed | 22 Ceded | | | |
| | 13 Direct and Assumed | 14 Ceded | 15 Direct and Assumed | 16 Ceded | 17 Direct and Assumed | 18 Ceded | 19 Direct and Assumed | 20 Ceded | | | | | |
| 1. Prior..... | 25,227 | 22,729 | 116,513 | 68,828 | 7,358 | 5,843 | 29,433 | 23,374 | 5,086 | | | 62,844 | 247 |
| 2. 2005..... | | | | | | | | | | | | 0 | |
| 3. 2006..... | | | | | | | | | | | | 0 | |
| 4. 2007..... | | | | | | | | | | | | 0 | |
| 5. 2008..... | | | | | | | | | | | | 0 | |
| 6. 2009..... | | | | | | | | | | | | 0 | |
| 7. 2010..... | | | | | | | | | | | | 0 | |
| 8. 2011..... | | | | | | | | | | | | 0 | |
| 9. 2012..... | | | | | | | | | | | | 0 | |
| 10. 2013..... | | | | | | | | | | | | 0 | |
| 11. 2014..... | | | | | | | | | | | | 0 | |
| 12. Totals..... | 25,227 | 22,729 | 116,513 | 68,828 | 7,358 | 5,843 | 29,433 | 23,374 | 5,086 | 0 | 0 | 62,844 | 247 |

| | Total Losses and Loss Expenses Incurred | | | Loss and Loss Expense Percentage (Incurred/Premiums Earned) | | | Nontabular Discount | | 34 Inter-Company Pooling Participation Percentage | Net Balance Sheet Reserves after Discount | |
|-----------------|---|-------------|-----------|---|-------------|-----------|---------------------|--------------------|--|---|----------------------------|
| | 26 Direct and Assumed | 27 Ceded | 28 Net | 29 Direct and Assumed | 30 Ceded | 31 Net | 32 Loss | 33 Loss Expense | | 35 Losses Unpaid | 36 Loss Expenses Unpaid |
| 1. Prior..... | XXX..... | XXX..... | XXX..... | XXX..... | XXX..... | XXX..... | | | XXX..... | 50,184 | 12,660 |
| 2. 2005..... | 0 | 0 | 0 | 0.0 | 0.0 | 0.0 | | | 12.00 | 0 | 0 |
| 3. 2006..... | 0 | 0 | 0 | 0.0 | 0.0 | 0.0 | | | 12.00 | 0 | 0 |
| 4. 2007..... | 0 | 0 | 0 | 0.0 | 0.0 | 0.0 | | | 12.00 | 0 | 0 |
| 5. 2008..... | 0 | 0 | 0 | 0.0 | 0.0 | 0.0 | | | 12.00 | 0 | 0 |
| 6. 2009..... | 0 | 0 | 0 | 0.0 | 0.0 | 0.0 | | | 12.00 | 0 | 0 |
| 7. 2010..... | 0 | 0 | 0 | 0.0 | 0.0 | 0.0 | | | 12.00 | 0 | 0 |
| 8. 2011..... | 0 | 0 | 0 | 0.0 | 0.0 | 0.0 | | | 12.00 | 0 | 0 |
| 9. 2012..... | 0 | 0 | 0 | 0.0 | 0.0 | 0.0 | | | 12.00 | 0 | 0 |
| 10. 2013..... | 0 | 0 | 0 | 0.0 | 0.0 | 0.0 | | | 12.00 | 0 | 0 |
| 11. 2014..... | 0 | 0 | 0 | 0.0 | 0.0 | 0.0 | | | 12.00 | 0 | 0 |
| 12. Totals..... | XXX..... | XXX..... | XXX..... | XXX..... | XXX..... | XXX..... | 0 | 0 | XXX..... | 50,184 | 12,660 |

Sch. P-Pt. 1R-Sn. 2
NONE

Sch. P-Pt. 1S
NONE

Sch. P-Pt. 1T
NONE

SCHEDULE P - PART 2F - SECTION 1 - MEDICAL PROFESSIONAL LIABILITY - OCCURRENCE

| Years in Which Losses Were Incurred | Incurred Net Losses and Defense and Cost Containment Expenses Reported at Year End (\$000 omitted) | | | | | | | | | | Development | |
|-------------------------------------|--|------|------|------|------|------|------|------|------|------|-------------|----------|
| | 1 | 2 | 3 | 4 | 5 | 6 | 7 | 8 | 9 | 10 | 11 | 12 |
| | 2005 | 2006 | 2007 | 2008 | 2009 | 2010 | 2011 | 2012 | 2013 | 2014 | One Year | Two Year |
| 1. Prior..... | | | | | | | | | | | 0 | 0 |
| 2. 2005..... | | | | | | | | | | | 0 | 0 |
| 3. 2006..... | XXX | | | | | | | | | | 0 | 0 |
| 4. 2007..... | XXX | XXX | | | | | | | | | 0 | 0 |
| 5. 2008..... | XXX | XXX | XXX | | | | | | | | 0 | 0 |
| 6. 2009..... | XXX | XXX | XXX | XXX | | | | | | | 0 | 0 |
| 7. 2010..... | XXX | XXX | XXX | XXX | XXX | | | | | | 0 | 0 |
| 8. 2011..... | XXX | XXX | XXX | XXX | XXX | XXX | | | | | 0 | 0 |
| 9. 2012..... | XXX | XXX | XXX | XXX | XXX | XXX | XXX | | | | 0 | 0 |
| 10. 2013..... | XXX | XXX | XXX | XXX | XXX | XXX | XXX | XXX | | | 0 | XXX |
| 11. 2014..... | XXX | XXX | XXX | XXX | XXX | XXX | XXX | XXX | XXX | | XXX | XXX |
| 12. Totals | | | | | | | | | | | 0 | 0 |

SCHEDULE P - PART 2F - SECTION 2 - MEDICAL PROFESSIONAL LIABILITY - CLAIMS-MADE

| | | | | | | | | | | | | |
|---------------|-----|-----|-----|-----|-----|-----|-----|-----|-----|--|-----|-----|
| 1. Prior..... | | | | | | | | | | | 0 | 0 |
| 2. 2005..... | | | | | | | | | | | 0 | 0 |
| 3. 2006..... | XXX | | | | | | | | | | 0 | 0 |
| 4. 2007..... | XXX | XXX | | | | | | | | | 0 | 0 |
| 5. 2008..... | XXX | XXX | XXX | | | | | | | | 0 | 0 |
| 6. 2009..... | XXX | XXX | XXX | XXX | | | | | | | 0 | 0 |
| 7. 2010..... | XXX | XXX | XXX | XXX | XXX | | | | | | 0 | 0 |
| 8. 2011..... | XXX | XXX | XXX | XXX | XXX | XXX | | | | | 0 | 0 |
| 9. 2012..... | XXX | XXX | XXX | XXX | XXX | XXX | XXX | | | | 0 | 0 |
| 10. 2013..... | XXX | XXX | XXX | XXX | XXX | XXX | XXX | XXX | | | 0 | XXX |
| 11. 2014..... | XXX | XXX | XXX | XXX | XXX | XXX | XXX | XXX | XXX | | XXX | XXX |
| 12. Totals | | | | | | | | | | | 0 | 0 |

SCHEDULE P - PART 2G - SPECIAL LIABILITY (OCEAN MARINE, AIRCRAFT (ALL PERILS), BOILER & MACHINERY)

| | | | | | | | | | | | | |
|---------------|--------|--------|--------|--------|--------|--------|--------|--------|--------|--------|---------|---------|
| 1. Prior..... | 3,625 | 3,000 | 3,161 | 3,160 | 3,170 | 2,985 | 2,526 | 3,094 | 3,134 | 4,149 | 1,015 | 1,054 |
| 2. 2005..... | 11,531 | 25,444 | 25,443 | 25,414 | 25,382 | 25,270 | 25,270 | 25,270 | 24,743 | 24,730 | (13) | (540) |
| 3. 2006..... | XXX | 18,962 | 21,857 | 21,857 | 21,699 | 21,534 | 21,558 | 21,562 | 21,471 | 21,575 | 104 | 13 |
| 4. 2007..... | XXX | XXX | 24,958 | 21,608 | 18,867 | 18,650 | 18,517 | 18,507 | 18,460 | 18,260 | (200) | (248) |
| 5. 2008..... | XXX | XXX | XXX | 20,034 | 17,336 | 17,190 | 16,302 | 16,194 | 16,186 | 16,255 | 70 | 61 |
| 6. 2009..... | XXX | XXX | XXX | XXX | 21,444 | 15,342 | 13,638 | 12,580 | 12,423 | 12,466 | 43 | (114) |
| 7. 2010..... | XXX | XXX | XXX | XXX | XXX | 23,906 | 17,879 | 15,797 | 16,095 | 17,408 | 1,313 | 1,611 |
| 8. 2011..... | XXX | XXX | XXX | XXX | XXX | XXX | 59,094 | 55,934 | 55,480 | 54,270 | (1,210) | (1,664) |
| 9. 2012..... | XXX | XXX | XXX | XXX | XXX | XXX | XXX | 60,262 | 60,922 | 58,836 | (2,086) | (1,426) |
| 10. 2013..... | XXX | XXX | XXX | XXX | XXX | XXX | XXX | XXX | 38,445 | 38,744 | 299 | XXX |
| 11. 2014..... | XXX | XXX | XXX | XXX | XXX | XXX | XXX | XXX | XXX | 52,920 | XXX | XXX |
| 12. Totals | | | | | | | | | | | (667) | (1,252) |

SCHEDULE P - PART 2H - SECTION 1 - OTHER LIABILITY - OCCURRENCE

| | | | | | | | | | | | | |
|---------------|--------|--------|--------|--------|--------|--------|--------|--------|--------|--------|-----|--------|
| 1. Prior..... | 27,561 | 23,646 | 16,397 | 16,064 | 26,246 | 13,208 | 12,868 | 16,023 | 40,243 | 40,249 | 5 | 24,226 |
| 2. 2005..... | | | | | | | | | | | 0 | 0 |
| 3. 2006..... | XXX | | | | | | | | | | 0 | 0 |
| 4. 2007..... | XXX | XXX | | | | | | | | | 0 | 0 |
| 5. 2008..... | XXX | XXX | XXX | | | | | | | | 0 | 0 |
| 6. 2009..... | XXX | XXX | XXX | XXX | | | | | | | 0 | 0 |
| 7. 2010..... | XXX | XXX | XXX | XXX | XXX | | | | | | 0 | 0 |
| 8. 2011..... | XXX | XXX | XXX | XXX | XXX | XXX | | | | | 0 | 0 |
| 9. 2012..... | XXX | XXX | XXX | XXX | XXX | XXX | XXX | | | | 0 | 0 |
| 10. 2013..... | XXX | XXX | XXX | XXX | XXX | XXX | XXX | XXX | | | 0 | XXX |
| 11. 2014..... | XXX | XXX | XXX | XXX | XXX | XXX | XXX | XXX | XXX | | XXX | XXX |
| 12. Totals | | | | | | | | | | | 5 | 24,226 |

SCHEDULE P - PART 2H - SECTION 2 - OTHER LIABILITY - CLAIMS-MADE

| | | | | | | | | | | | | |
|---------------|-----|-----|-----|-----|-----|-----|-----|-----|-----|--|-----|-----|
| 1. Prior..... | | | | | | | | | | | 0 | 0 |
| 2. 2005..... | | | | | | | | | | | 0 | 0 |
| 3. 2006..... | XXX | | | | | | | | | | 0 | 0 |
| 4. 2007..... | XXX | XXX | | | | | | | | | 0 | 0 |
| 5. 2008..... | XXX | XXX | XXX | | | | | | | | 0 | 0 |
| 6. 2009..... | XXX | XXX | XXX | XXX | | | | | | | 0 | 0 |
| 7. 2010..... | XXX | XXX | XXX | XXX | XXX | | | | | | 0 | 0 |
| 8. 2011..... | XXX | XXX | XXX | XXX | XXX | XXX | | | | | 0 | 0 |
| 9. 2012..... | XXX | XXX | XXX | XXX | XXX | XXX | XXX | | | | 0 | 0 |
| 10. 2013..... | XXX | XXX | XXX | XXX | XXX | XXX | XXX | XXX | | | 0 | XXX |
| 11. 2014..... | XXX | XXX | XXX | XXX | XXX | XXX | XXX | XXX | XXX | | XXX | XXX |
| 12. Totals | | | | | | | | | | | 0 | 0 |

SCHEDULE P - PART 2I - SPECIAL PROPERTY (FIRE, ALLIED LINES, INLAND MARINE, EARTHQUAKE, BURGLARY AND THEFT)

| Years in Which Losses Were Incurred | Incurred Net Losses and Defense and Cost Containment Expenses Reported at Year End (\$000 omitted) | | | | | | | | | | Development | |
|-------------------------------------|--|------|------|------|------|------|------|---------|---------|---------|-------------|----------|
| | 1 | 2 | 3 | 4 | 5 | 6 | 7 | 8 | 9 | 10 | 11 | 12 |
| | 2005 | 2006 | 2007 | 2008 | 2009 | 2010 | 2011 | 2012 | 2013 | 2014 | One Year | Two Year |
| 1. Prior..... | XXX | XXX | XXX | XXX | XXX | XXX | XXX | 377,393 | 351,118 | 318,985 | (32,133) | (58,408) |
| 2. 2013..... | XXX | XXX | XXX | XXX | XXX | XXX | XXX | XXX | 282,377 | 270,733 | (11,644) | XXX |
| 3. 2014..... | XXX | XXX | XXX | XXX | XXX | XXX | XXX | XXX | XXX | 326,201 | XXX | XXX |
| 4. Totals | | | | | | | | | | | (43,777) | (58,408) |

SCHEDULE P - PART 2J - AUTO PHYSICAL DAMAGE

| | | | | | | | | | | | | |
|---------------|-----|-----|-----|-----|-----|-----|-----|-----|-----|-----|-----|-----|
| 1. Prior..... | XXX | XXX | XXX | XXX | XXX | XXX | XXX | XXX | XXX | XXX | 0 | 0 |
| 2. 2013..... | XXX | XXX | XXX | XXX | XXX | XXX | XXX | XXX | XXX | XXX | 0 | XXX |
| 3. 2014..... | XXX | XXX | XXX | XXX | XXX | XXX | XXX | XXX | XXX | XXX | XXX | XXX |
| 4. Totals | | | | | | | | | | | 0 | 0 |

SCHEDULE P - PART 2K - FIDELITY/SURETY

| | | | | | | | | | | | | |
|---------------|-----|-----|-----|-----|-----|-----|-----|-----|------|-----|-----|-----|
| 1. Prior..... | XXX | XXX | XXX | XXX | XXX | XXX | XXX | XXX | (13) | (6) | 7 | (6) |
| 2. 2013..... | XXX | XXX | XXX | XXX | XXX | XXX | XXX | XXX | XXX | XXX | 0 | XXX |
| 3. 2014..... | XXX | XXX | XXX | XXX | XXX | XXX | XXX | XXX | XXX | XXX | XXX | XXX |
| 4. Totals | | | | | | | | | | | 7 | (6) |

SCHEDULE P - PART 2L - OTHER (INCLUDING CREDIT, ACCIDENT AND HEALTH)

| | | | | | | | | | | | | |
|---------------|-----|-----|-----|-----|-----|-----|-----|-----|-----|-----|-----|-----|
| 1. Prior..... | XXX | XXX | XXX | XXX | XXX | XXX | XXX | XXX | XXX | XXX | 0 | 0 |
| 2. 2013..... | XXX | XXX | XXX | XXX | XXX | XXX | XXX | XXX | XXX | XXX | 0 | XXX |
| 3. 2014..... | XXX | XXX | XXX | XXX | XXX | XXX | XXX | XXX | XXX | XXX | XXX | XXX |
| 4. Totals | | | | | | | | | | | 0 | 0 |

SCHEDULE P - PART 2M - INTERNATIONAL

| | | | | | | | | | | | | |
|---------------|-----|-----|-----|-----|-----|-----|-----|-----|-----|--|-----|-----|
| 1. Prior..... | | | | | | | | | | | 0 | 0 |
| 2. 2005..... | | | | | | | | | | | 0 | 0 |
| 3. 2006..... | XXX | | | | | | | | | | 0 | 0 |
| 4. 2007..... | XXX | XXX | | | | | | | | | 0 | 0 |
| 5. 2008..... | XXX | XXX | XXX | | | | | | | | 0 | 0 |
| 6. 2009..... | XXX | XXX | XXX | XXX | | | | | | | 0 | 0 |
| 7. 2010..... | XXX | XXX | XXX | XXX | XXX | | | | | | 0 | 0 |
| 8. 2011..... | XXX | XXX | XXX | XXX | XXX | XXX | | | | | 0 | 0 |
| 9. 2012..... | XXX | XXX | XXX | XXX | XXX | XXX | XXX | | | | 0 | 0 |
| 10. 2013..... | XXX | XXX | XXX | XXX | XXX | XXX | XXX | XXX | | | 0 | XXX |
| 11. 2014..... | XXX | XXX | XXX | XXX | XXX | XXX | XXX | XXX | XXX | | XXX | XXX |
| 12. Totals | | | | | | | | | | | 0 | 0 |

SCHEDULE P - PART 2N - REINSURANCE

NONPROPORTIONAL ASSUMED PROPERTY

| Years in Which Losses Were Incurred | Incurred Net Losses and Defense and Cost Containment Expenses Reported at Year End (\$000 omitted) | | | | | | | | | | Development | |
|-------------------------------------|--|----------|----------|----------|----------|-----------|-----------|-----------|-----------|-----------|-------------|----------|
| | 1 | 2 | 3 | 4 | 5 | 6 | 7 | 8 | 9 | 10 | 11 | 12 |
| | 2005 | 2006 | 2007 | 2008 | 2009 | 2010 | 2011 | 2012 | 2013 | 2014 | One Year | Two Year |
| 1. Prior..... | | | | | | | | | | | 0 | 0 |
| 2. 2005..... | (15,679) | (15,679) | (15,679) | (15,679) | (15,679) | (15,679) | (15,679) | (15,679) | (15,679) | (15,679) | 0 | 0 |
| 3. 2006..... | XXX | (59,002) | (59,002) | (59,002) | (59,002) | (59,002) | (59,002) | (59,002) | (59,002) | (59,002) | 0 | 0 |
| 4. 2007..... | XXX | XXX | (60,697) | (60,697) | (60,697) | (60,697) | (60,697) | (60,697) | (60,697) | (60,697) | 0 | 0 |
| 5. 2008..... | XXX | XXX | XXX | (21,433) | (21,433) | (21,433) | (21,433) | (21,433) | (21,433) | (21,433) | 0 | 0 |
| 6. 2009..... | XXX | XXX | XXX | XXX | (27,664) | (27,664) | (27,664) | (27,664) | (27,664) | (27,664) | 0 | 0 |
| 7. 2010..... | XXX | XXX | XXX | XXX | XXX | (122,822) | (122,822) | (122,822) | (122,822) | (122,822) | 0 | 0 |
| 8. 2011..... | XXX | XXX | XXX | XXX | XXX | XXX | 24,303 | 24,303 | 24,303 | 24,303 | 0 | 0 |
| 9. 2012..... | XXX | XXX | XXX | XXX | XXX | XXX | XXX | (393,642) | (393,642) | (393,642) | 0 | 0 |
| 10. 2013..... | XXX | XXX | XXX | XXX | XXX | XXX | XXX | XXX | (149,873) | (149,873) | 0 | XXX |
| 11. 2014..... | XXX | XXX | XXX | XXX | XXX | XXX | XXX | XXX | XXX | (187,783) | XXX | XXX |
| 12. Totals | | | | | | | | | | | 0 | 0 |

SCHEDULE P - PART 2O - REINSURANCE

NONPROPORTIONAL ASSUMED LIABILITY

| | | | | | | | | | | | | |
|---------------|-------|-------|-------|-------|-------|-------|-------|-------|-------|--------|--------|--------|
| 1. Prior..... | 4,671 | 4,668 | 4,608 | 4,590 | 4,623 | 4,622 | 4,619 | 4,619 | 4,611 | 16,689 | 12,078 | 12,070 |
| 2. 2005..... | | | | | | | | | | | 0 | 0 |
| 3. 2006..... | XXX | | | | | | | | | | 0 | 0 |
| 4. 2007..... | XXX | XXX | | | | | | | | | 0 | 0 |
| 5. 2008..... | XXX | XXX | XXX | | | | | | | | 0 | 0 |
| 6. 2009..... | XXX | XXX | XXX | XXX | | | | | | | 0 | 0 |
| 7. 2010..... | XXX | XXX | XXX | XXX | XXX | | | | | | 0 | 0 |
| 8. 2011..... | XXX | XXX | XXX | XXX | XXX | XXX | | | | | 0 | 0 |
| 9. 2012..... | XXX | XXX | XXX | XXX | XXX | XXX | XXX | | | | 0 | 0 |
| 10. 2013..... | XXX | XXX | XXX | XXX | XXX | XXX | XXX | XXX | | | 0 | XXX |
| 11. 2014..... | XXX | XXX | XXX | XXX | XXX | XXX | XXX | XXX | XXX | | XXX | XXX |
| 12. Totals | | | | | | | | | | | 12,078 | 12,070 |

SCHEDULE P - PART 2P - REINSURANCE

NONPROPORTIONAL ASSUMED FINANCIAL LINES

| | | | | | | | | | | | | |
|---------------|-----|-----|-----|-----|-----|-----|-----|-----|-----|--|-----|-----|
| 1. Prior..... | | | | | | | | | | | 0 | 0 |
| 2. 2005..... | | | | | | | | | | | 0 | 0 |
| 3. 2006..... | XXX | | | | | | | | | | 0 | 0 |
| 4. 2007..... | XXX | XXX | | | | | | | | | 0 | 0 |
| 5. 2008..... | XXX | XXX | XXX | | | | | | | | 0 | 0 |
| 6. 2009..... | XXX | XXX | XXX | XXX | | | | | | | 0 | 0 |
| 7. 2010..... | XXX | XXX | XXX | XXX | XXX | | | | | | 0 | 0 |
| 8. 2011..... | XXX | XXX | XXX | XXX | XXX | XXX | | | | | 0 | 0 |
| 9. 2012..... | XXX | XXX | XXX | XXX | XXX | XXX | XXX | | | | 0 | 0 |
| 10. 2013..... | XXX | XXX | XXX | XXX | XXX | XXX | XXX | XXX | | | 0 | XXX |
| 11. 2014..... | XXX | XXX | XXX | XXX | XXX | XXX | XXX | XXX | XXX | | XXX | XXX |
| 12. Totals | | | | | | | | | | | 0 | 0 |

SCHEDULE P - PART 2R - SECTION 1 - PRODUCTS LIABILITY - OCCURRENCE

| Years in Which Losses Were Incurred | Incurred Net Losses and Defense and Cost Containment Expenses Reported at Year End (\$000 omitted) | | | | | | | | | | Development | | |
|-------------------------------------|--|---------|---------|---------|---------|---------|---------|---------|---------|---------|-------------|----------|----------|
| | 1 | 2 | 3 | 4 | 5 | 6 | 7 | 8 | 9 | 10 | 11 | 12 | |
| | 2005 | 2006 | 2007 | 2008 | 2009 | 2010 | 2011 | 2012 | 2013 | 2014 | One Year | Two Year | |
| 1. Prior..... | 86,303 | 131,802 | 139,109 | 138,893 | 138,910 | 146,017 | 146,360 | 143,471 | 134,235 | 122,154 | (12,081) | (21,317) | |
| 2. 2005..... | | | | | | | | | | | 0 | 0 | |
| 3. 2006..... | XXX | | | | | | | | | | 0 | 0 | |
| 4. 2007..... | XXX | XXX | | | | | | | | | 0 | 0 | |
| 5. 2008..... | XXX | XXX | XXX | | | | | | | | 0 | 0 | |
| 6. 2009..... | XXX | XXX | XXX | XXX | | | | | | | 0 | 0 | |
| 7. 2010..... | XXX | XXX | XXX | XXX | XXX | | | | | | 0 | 0 | |
| 8. 2011..... | XXX | XXX | XXX | XXX | XXX | XXX | | | | | 0 | 0 | |
| 9. 2012..... | XXX | XXX | XXX | XXX | XXX | XXX | XXX | | | | 0 | 0 | |
| 10. 2013..... | XXX | XXX | XXX | XXX | XXX | XXX | XXX | XXX | | | 0 | XXX | |
| 11. 2014..... | XXX | XXX | XXX | XXX | XXX | XXX | XXX | XXX | XXX | | XXX | XXX | |
| | | | | | | | | | | | 12. Totals | (12,081) | (21,317) |

SCHEDULE P - PART 2R - SECTION 2 - PRODUCTS LIABILITY - CLAIMS-MADE

| | | | | | | | | | | | | | |
|---------------|-----|-----|-----|-----|-----|-----|-----|-----|-----|--|------------|-----|---|
| 1. Prior..... | | | | | | | | | | | 0 | 0 | |
| 2. 2005..... | | | | | | | | | | | 0 | 0 | |
| 3. 2006..... | XXX | | | | | | | | | | 0 | 0 | |
| 4. 2007..... | XXX | XXX | | | | | | | | | 0 | 0 | |
| 5. 2008..... | XXX | XXX | XXX | | | | | | | | 0 | 0 | |
| 6. 2009..... | XXX | XXX | XXX | XXX | | | | | | | 0 | 0 | |
| 7. 2010..... | XXX | XXX | XXX | XXX | XXX | | | | | | 0 | 0 | |
| 8. 2011..... | XXX | XXX | XXX | XXX | XXX | XXX | | | | | 0 | 0 | |
| 9. 2012..... | XXX | XXX | XXX | XXX | XXX | XXX | XXX | | | | 0 | 0 | |
| 10. 2013..... | XXX | XXX | XXX | XXX | XXX | XXX | XXX | XXX | | | 0 | XXX | |
| 11. 2014..... | XXX | XXX | XXX | XXX | XXX | XXX | XXX | XXX | XXX | | XXX | XXX | |
| | | | | | | | | | | | 12. Totals | 0 | 0 |

SCHEDULE P - PART 2S - FINANCIAL GUARANTY/MORTGAGE GUARANTY

| | | | | | | | | | | | | | |
|---------------|-----|-----|-----|-----|-----|-----|-----|-----|-----|--|-----------|-----|---|
| 1. Prior..... | XXX | XXX | XXX | XXX | XXX | XXX | XXX | | | | 0 | 0 | |
| 2. 2013..... | XXX | XXX | XXX | XXX | XXX | XXX | XXX | XXX | | | 0 | XXX | |
| 3. 2014..... | XXX | XXX | XXX | XXX | XXX | XXX | XXX | XXX | XXX | | XXX | XXX | |
| | | | | | | | | | | | 4. Totals | 0 | 0 |

SCHEDULE P - PART 2T - WARRANTY

| | | | | | | | | | | | | | |
|---------------|-----|-----|-----|-----|-----|-----|-----|-----|-----|--|-----------|-----|---|
| 1. Prior..... | XXX | XXX | XXX | XXX | XXX | XXX | XXX | | | | 0 | 0 | |
| 2. 2013..... | XXX | XXX | XXX | XXX | XXX | XXX | XXX | XXX | | | 0 | XXX | |
| 3. 2014..... | XXX | XXX | XXX | XXX | XXX | XXX | XXX | XXX | XXX | | XXX | XXX | |
| | | | | | | | | | | | 4. Totals | 0 | 0 |

SCHEDULE P - PART 3A - HOMEOWNERS/FARMOWNERS

| Years in Which Losses Were Incurred | Cumulative Paid Net Losses and Defense and Cost Containment Expenses Reported at Year End (\$000 omitted) | | | | | | | | | | 11 Number of Claims Closed With Loss Payment | 12 Number of Claims Closed Without Loss Payment | |
|-------------------------------------|---|-----------|-----------|-----------|-----------|-----------|-----------|-----------|-----------|------------|---|--|-----|
| | 1 2005 | 2 2006 | 3 2007 | 4 2008 | 5 2009 | 6 2010 | 7 2011 | 8 2012 | 9 2013 | 10 2014 | | | |
| 1. Prior..... | .000 | .89 | .89 | .90 | .89 | .89 | .89 | .89 | .89 | .89 | .89 | 2,522 | 878 |
| 2. 2005..... | 369 | 622 | 629 | 629 | 629 | 629 | 629 | 629 | 629 | 629 | 629 | 88 | 17 |
| 3. 2006..... | XXX | 530 | 633 | 736 | 725 | 725 | 725 | 725 | 725 | 725 | 725 | 76 | 21 |
| 4. 2007..... | XXX | XXX | 163 | 233 | 255 | 296 | 296 | 296 | 296 | 296 | 296 | 54 | 10 |
| 5. 2008..... | XXX | XXX | XXX | 84 | 207 | 210 | 210 | 210 | 210 | 210 | 210 | 66 | 15 |
| 6. 2009..... | XXX | XXX | XXX | XXX | 434 | 539 | 550 | 571 | 581 | 611 | 611 | 66 | 14 |
| 7. 2010..... | XXX | XXX | XXX | XXX | XXX | 410 | 490 | 500 | 507 | 507 | 507 | 64 | 21 |
| 8. 2011..... | XXX | XXX | XXX | XXX | XXX | XXX | 725 | 834 | 825 | 825 | 825 | 200 | 18 |
| 9. 2012..... | XXX | XXX | XXX | XXX | XXX | XXX | XXX | 832 | 1,142 | 1,178 | 1,178 | 106 | 19 |
| 10. 2013..... | XXX | XXX | XXX | XXX | XXX | XXX | XXX | XXX | 293 | 394 | 394 | 67 | 18 |
| 11. 2014..... | XXX | XXX | XXX | XXX | XXX | XXX | XXX | XXX | XXX | 425 | 425 | 63 | 24 |

SCHEDULE P - PART 3B - PRIVATE PASSENGER AUTO LIABILITY/MEDICAL

| | | | | | | | | | | | | | |
|---------------|------|-----|-----|-----|-----|-----|-----|-----|-----|--|--|--|--|
| 1. Prior..... | .000 | | | | | | | | | | | | |
| 2. 2005..... | | | | | | | | | | | | | |
| 3. 2006..... | XXX | | | | | | | | | | | | |
| 4. 2007..... | XXX | XXX | | | | | | | | | | | |
| 5. 2008..... | XXX | XXX | XXX | | | | | | | | | | |
| 6. 2009..... | XXX | XXX | XXX | XXX | | | | | | | | | |
| 7. 2010..... | XXX | XXX | XXX | XXX | XXX | | | | | | | | |
| 8. 2011..... | XXX | XXX | XXX | XXX | XXX | XXX | | | | | | | |
| 9. 2012..... | XXX | XXX | XXX | XXX | XXX | XXX | XXX | | | | | | |
| 10. 2013..... | XXX | XXX | XXX | XXX | XXX | XXX | XXX | XXX | | | | | |
| 11. 2014..... | XXX | XXX | XXX | XXX | XXX | XXX | XXX | XXX | XXX | | | | |

NONE

SCHEDULE P - PART 3C - COMMERCIAL AUTO/TRUCK LIABILITY/MEDICAL

| | | | | | | | | | | | | | |
|---------------|------|-----|-----|-----|-----|-----|-----|-----|-----|--|--|--|--|
| 1. Prior..... | .000 | | | | | | | | | | | | |
| 2. 2005..... | | | | | | | | | | | | | |
| 3. 2006..... | XXX | | | | | | | | | | | | |
| 4. 2007..... | XXX | XXX | | | | | | | | | | | |
| 5. 2008..... | XXX | XXX | XXX | | | | | | | | | | |
| 6. 2009..... | XXX | XXX | XXX | XXX | | | | | | | | | |
| 7. 2010..... | XXX | XXX | XXX | XXX | XXX | | | | | | | | |
| 8. 2011..... | XXX | XXX | XXX | XXX | XXX | XXX | | | | | | | |
| 9. 2012..... | XXX | XXX | XXX | XXX | XXX | XXX | XXX | | | | | | |
| 10. 2013..... | XXX | XXX | XXX | XXX | XXX | XXX | XXX | XXX | | | | | |
| 11. 2014..... | XXX | XXX | XXX | XXX | XXX | XXX | XXX | XXX | XXX | | | | |

NONE

**SCHEDULE P - PART 3D - WORKERS' COMPENSATION
(EXCLUDING EXCESS WORKERS' COMPENSATION)**

| | | | | | | | | | | | | |
|---------------|------|-----|------|------|------|------|------|-------|-------|-------|--------|-------|
| 1. Prior..... | .000 | .74 | .730 | .809 | .845 | .926 | .939 | 1,002 | 1,073 | 1,121 | 31,121 | 1,146 |
| 2. 2005..... | | | | | | | | | | | | |
| 3. 2006..... | XXX | | | | | | | | | | | |
| 4. 2007..... | XXX | XXX | | | | | | | | | | |
| 5. 2008..... | XXX | XXX | XXX | | | | | | | | | |
| 6. 2009..... | XXX | XXX | XXX | XXX | | | | | | | | |
| 7. 2010..... | XXX | XXX | XXX | XXX | XXX | | | | | | | |
| 8. 2011..... | XXX | XXX | XXX | XXX | XXX | XXX | | | | | | |
| 9. 2012..... | XXX | XXX | XXX | XXX | XXX | XXX | XXX | | | | | |
| 10. 2013..... | XXX | XXX | XXX | XXX | XXX | XXX | XXX | XXX | | | | |
| 11. 2014..... | XXX | XXX | XXX | XXX | XXX | XXX | XXX | XXX | XXX | | | |

SCHEDULE P - PART 3E - COMMERCIAL MULTIPLE PERIL

| | | | | | | | | | | | | |
|---------------|-------|-------|--------|--------|--------|--------|--------|--------|--------|--------|-------|-------|
| 1. Prior..... | .000 | .395 | .458 | .421 | .580 | .644 | .686 | .784 | .861 | .970 | 3,155 | 2,371 |
| 2. 2005..... | 1,702 | 3,511 | 5,127 | 5,940 | 6,439 | 6,862 | 7,093 | 7,093 | 7,093 | 7,093 | 22 | 31 |
| 3. 2006..... | XXX | 9,232 | 13,212 | 13,952 | 14,391 | 14,380 | 14,380 | 14,380 | 14,380 | 14,380 | 16 | 18 |
| 4. 2007..... | XXX | XXX | 3,182 | 11,856 | 12,181 | 12,188 | 12,196 | 12,288 | 12,569 | 12,569 | 26 | 22 |
| 5. 2008..... | XXX | XXX | XXX | 8,674 | 29,120 | 33,120 | 33,120 | 33,123 | 33,135 | 32,869 | 147 | 60 |
| 6. 2009..... | XXX | XXX | XXX | XXX | 3,799 | 9,531 | 9,491 | 9,491 | 9,491 | 9,491 | 34 | 28 |
| 7. 2010..... | XXX | XXX | XXX | XXX | XXX | 8,771 | 15,705 | 16,781 | 16,794 | 17,135 | 29 | 32 |
| 8. 2011..... | XXX | XXX | XXX | XXX | XXX | XXX | 22,274 | 36,940 | 50,972 | 51,292 | 78 | 57 |
| 9. 2012..... | XXX | XXX | XXX | XXX | XXX | XXX | XXX | 9,686 | 26,511 | 34,602 | 48 | 61 |
| 10. 2013..... | XXX | XXX | XXX | XXX | XXX | XXX | XXX | XXX | 15,178 | 23,906 | 36 | 56 |
| 11. 2014..... | XXX | XXX | XXX | XXX | XXX | XXX | XXX | XXX | XXX | 13,303 | 14 | 31 |

SCHEDULE P - PART 3F - SECTION 1 - MEDICAL PROFESSIONAL LIABILITY - OCCURRENCE

| Years in Which Losses Were Incurred | Cumulative Paid Net Losses and Defense and Cost Containment Expenses Reported at Year End (\$000 omitted) | | | | | | | | | | 11 Number of Claims Closed With Loss Payment | 12 Number of Claims Closed Without Loss Payment | |
|-------------------------------------|---|-----------|-----------|-----------|-----------|-----------|-----------|-----------|-----------|------------|---|--|--|
| | 1 2005 | 2 2006 | 3 2007 | 4 2008 | 5 2009 | 6 2010 | 7 2011 | 8 2012 | 9 2013 | 10 2014 | | | |
| 1. Prior..... |000..... | | | | | | | | | | | | |
| 2. 2005..... | | | | | | | | | | | | | |
| 3. 2006..... | XXX | | | | | | | | | | | | |
| 4. 2007..... | XXX | XXX | | | | | | | | | | | |
| 5. 2008..... | XXX | XXX | XXX | | | | | | | | | | |
| 6. 2009..... | XXX | XXX | XXX | XXX | | | | | | | | | |
| 7. 2010..... | XXX | XXX | XXX | XXX | XXX | | | | | | | | |
| 8. 2011..... | XXX | XXX | XXX | XXX | XXX | XXX | | | | | | | |
| 9. 2012..... | XXX | XXX | XXX | XXX | XXX | XXX | XXX | | | | | | |
| 10. 2013..... | XXX | XXX | XXX | XXX | XXX | XXX | XXX | XXX | | | | | |
| 11. 2014..... | XXX | XXX | XXX | XXX | XXX | XXX | XXX | XXX | XXX | | | | |

NONE

SCHEDULE P - PART 3F - SECTION 2 - MEDICAL PROFESSIONAL LIABILITY - CLAIMS-MADE

| | | | | | | | | | | | | | |
|---------------|---------------|-----|-----|-----|-----|-----|-----|-----|-----|--|--|--|--|
| 1. Prior..... |000..... | | | | | | | | | | | | |
| 2. 2005..... | | | | | | | | | | | | | |
| 3. 2006..... | XXX | | | | | | | | | | | | |
| 4. 2007..... | XXX | XXX | | | | | | | | | | | |
| 5. 2008..... | XXX | XXX | XXX | | | | | | | | | | |
| 6. 2009..... | XXX | XXX | XXX | XXX | | | | | | | | | |
| 7. 2010..... | XXX | XXX | XXX | XXX | XXX | | | | | | | | |
| 8. 2011..... | XXX | XXX | XXX | XXX | XXX | XXX | | | | | | | |
| 9. 2012..... | XXX | XXX | XXX | XXX | XXX | XXX | XXX | | | | | | |
| 10. 2013..... | XXX | XXX | XXX | XXX | XXX | XXX | XXX | XXX | | | | | |
| 11. 2014..... | XXX | XXX | XXX | XXX | XXX | XXX | XXX | XXX | XXX | | | | |

NONE

SCHEDULE P - PART 3G - SPECIAL LIABILITY (OCEAN MARINE, AIRCRAFT (ALL PERILS), BOILER AND MACHINERY)

| | | | | | | | | | | | | |
|---------------|-----------------|------------------|------------------|------------------|------------------|------------------|------------------|------------------|------------------|------------------|-----|-----|
| 1. Prior..... |000..... |2,002..... |2,024..... |2,894..... |2,902..... |2,865..... |2,437..... |3,010..... |3,110..... |3,287..... | XXX | XXX |
| 2. 2005..... |4,223..... |11,541..... |24,455..... |24,643..... |24,623..... |24,629..... |24,629..... |24,649..... |24,680..... |24,686..... | XXX | XXX |
| 3. 2006..... | XXX | 6,579 | 18,145 | 21,107 | 21,374 | 21,337 | 21,385 | 21,396 | 21,459 | 21,563 | XXX | XXX |
| 4. 2007..... | XXX | XXX | 11,337 | 16,958 | 18,451 | 18,419 | 18,287 | 18,287 | 18,283 | 18,085 | XXX | XXX |
| 5. 2008..... | XXX | XXX | XXX | 2,958 | 12,598 | 14,554 | 15,918 | 15,838 | 15,838 | 16,008 | XXX | XXX |
| 6. 2009..... | XXX | XXX | XXX | XXX | 5,495 | 10,775 | 12,665 | 11,999 | 12,118 | 12,250 | XXX | XXX |
| 7. 2010..... | XXX | XXX | XXX | XXX | XXX | 8,561 | 14,605 | 14,987 | 15,840 | 17,355 | XXX | XXX |
| 8. 2011..... | XXX | XXX | XXX | XXX | XXX | XXX | 17,859 | 47,285 | 53,467 | 53,507 | XXX | XXX |
| 9. 2012..... | XXX | XXX | XXX | XXX | XXX | XXX | XXX | 20,419 | 51,878 | 56,617 | XXX | XXX |
| 10. 2013..... | XXX | XXX | XXX | XXX | XXX | XXX | XXX | XXX | 18,034 | 33,050 | XXX | XXX |
| 11. 2014..... | XXX | XXX | XXX | XXX | XXX | XXX | XXX | XXX | XXX | 18,356 | XXX | XXX |

SCHEDULE P - PART 3H - SECTION 1 - OTHER LIABILITY - OCCURRENCE

| | | | | | | | | | | | | |
|---------------|---------------|-----------------|-----------------|-----------------|-----------------|-----------------|-----------------|-----------------|-----------------|------------------|-----------------|-----------------|
| 1. Prior..... |000..... |1,805..... |1,990..... |2,542..... |2,994..... |4,262..... |5,986..... |8,957..... |9,750..... |10,964..... |4,290..... |7,083..... |
| 2. 2005..... | | | | | | | | | | | | |
| 3. 2006..... | XXX | | | | | | | | | | | |
| 4. 2007..... | XXX | XXX | | | | | | | | | | |
| 5. 2008..... | XXX | XXX | XXX | | | | | | | | | |
| 6. 2009..... | XXX | XXX | XXX | XXX | | | | | | | | |
| 7. 2010..... | XXX | XXX | XXX | XXX | XXX | | | | | | | |
| 8. 2011..... | XXX | XXX | XXX | XXX | XXX | XXX | | | | | | |
| 9. 2012..... | XXX | XXX | XXX | XXX | XXX | XXX | XXX | | | | | |
| 10. 2013..... | XXX | XXX | XXX | XXX | XXX | XXX | XXX | XXX | | | | |
| 11. 2014..... | XXX | XXX | XXX | XXX | XXX | XXX | XXX | XXX | XXX | | | |

SCHEDULE P - PART 3H - SECTION 2 - OTHER LIABILITY - CLAIMS-MADE

| | | | | | | | | | | | | |
|---------------|---------------|-----|-----|-----|-----|-----|-----|-----|-----|--|--|--|
| 1. Prior..... |000..... | | | | | | | | | | | |
| 2. 2005..... | | | | | | | | | | | | |
| 3. 2006..... | XXX | | | | | | | | | | | |
| 4. 2007..... | XXX | XXX | | | | | | | | | | |
| 5. 2008..... | XXX | XXX | XXX | | | | | | | | | |
| 6. 2009..... | XXX | XXX | XXX | XXX | | | | | | | | |
| 7. 2010..... | XXX | XXX | XXX | XXX | XXX | | | | | | | |
| 8. 2011..... | XXX | XXX | XXX | XXX | XXX | XXX | | | | | | |
| 9. 2012..... | XXX | XXX | XXX | XXX | XXX | XXX | XXX | | | | | |
| 10. 2013..... | XXX | XXX | XXX | XXX | XXX | XXX | XXX | XXX | | | | |
| 11. 2014..... | XXX | XXX | XXX | XXX | XXX | XXX | XXX | XXX | XXX | | | |

NONE

SCHEDULE P - PART 3I - SPECIAL PROPERTY (FIRE, ALLIED LINES, INLAND MARINE, EARTHQUAKE, BURGLARY AND THEFT)

| Years in Which Losses Were Incurred | Cumulative Paid Net Losses and Defense and Containment Expenses Reported at Year End (\$000 omitted) | | | | | | | | | | 11 Number of Claims Closed With Loss Payment | 12 Number of Claims Closed Without Loss Payment |
|-------------------------------------|--|-----------|-----------|-----------|-----------|-----------|-----------|-----------|-----------|------------|---|--|
| | 1 2005 | 2 2006 | 3 2007 | 4 2008 | 5 2009 | 6 2010 | 7 2011 | 8 2012 | 9 2013 | 10 2014 | | |
| 1. Prior..... | XXX..... | XXX..... | XXX..... | XXX..... | XXX..... | XXX..... | XXX..... | .000..... | 286,727 | 310,956 | XXX..... | XXX..... |
| 2. 2013..... | XXX..... | XXX..... | XXX..... | XXX..... | XXX..... | XXX..... | XXX..... | XXX..... | 130,574 | 232,577 | XXX..... | XXX..... |
| 3. 2014..... | XXX..... | XXX..... | XXX..... | XXX..... | XXX..... | XXX..... | XXX..... | XXX..... | XXX..... | 142,635 | XXX..... | XXX..... |

SCHEDULE P - PART 3J - AUTO PHYSICAL DAMAGE

| | | | | | | | | | | | | |
|---------------|----------|----------|----------|----------|----------|----------|----------|-----------|----------|--|--|--|
| 1. Prior..... | XXX..... | XXX..... | XXX..... | XXX..... | XXX..... | XXX..... | XXX..... | .000..... | | | | |
| 2. 2013..... | XXX..... | XXX..... | XXX..... | XXX..... | XXX..... | XXX..... | XXX..... | XXX..... | | | | |
| 3. 2014..... | XXX..... | XXX..... | XXX..... | XXX..... | XXX..... | XXX..... | XXX..... | XXX..... | XXX..... | | | |

NONE

SCHEDULE P - PART 3K - FIDELITY/SURETY

| | | | | | | | | | | | | |
|---------------|----------|----------|----------|----------|----------|----------|----------|-----------|----------|-----|----------|----------|
| 1. Prior..... | XXX..... | XXX..... | XXX..... | XXX..... | XXX..... | XXX..... | XXX..... | .000..... | (13) | (6) | XXX..... | XXX..... |
| 2. 2013..... | XXX..... | XXX..... | XXX..... | XXX..... | XXX..... | XXX..... | XXX..... | XXX..... | | | XXX..... | XXX..... |
| 3. 2014..... | XXX..... | XXX..... | XXX..... | XXX..... | XXX..... | XXX..... | XXX..... | XXX..... | XXX..... | | XXX..... | XXX..... |

SCHEDULE P - PART 3L - OTHER (INCLUDING CREDIT, ACCIDENT AND HEALTH)

| | | | | | | | | | | | | |
|---------------|----------|----------|----------|----------|----------|----------|----------|-----------|----------|--|----------|----------|
| 1. Prior..... | XXX..... | XXX..... | XXX..... | XXX..... | XXX..... | XXX..... | XXX..... | .000..... | | | XXX..... | XXX..... |
| 2. 2013..... | XXX..... | XXX..... | XXX..... | XXX..... | XXX..... | XXX..... | XXX..... | XXX..... | | | XXX..... | XXX..... |
| 3. 2014..... | XXX..... | XXX..... | XXX..... | XXX..... | XXX..... | XXX..... | XXX..... | XXX..... | XXX..... | | XXX..... | XXX..... |

NONE

SCHEDULE P - PART 3M - INTERNATIONAL

| | | | | | | | | | | | | |
|---------------|-----------|----------|----------|----------|----------|----------|----------|----------|----------|--|----------|----------|
| 1. Prior..... | .000..... | | | | | | | | | | XXX..... | XXX..... |
| 2. 2005..... | | | | | | | | | | | XXX..... | XXX..... |
| 3. 2006..... | XXX..... | | | | | | | | | | XXX..... | XXX..... |
| 4. 2007..... | XXX..... | XXX..... | | | | | | | | | XXX..... | XXX..... |
| 5. 2008..... | XXX..... | XXX..... | XXX..... | | | | | | | | XXX..... | XXX..... |
| 6. 2009..... | XXX..... | XXX..... | XXX..... | XXX..... | | | | | | | XXX..... | XXX..... |
| 7. 2010..... | XXX..... | XXX..... | XXX..... | XXX..... | XXX..... | | | | | | XXX..... | XXX..... |
| 8. 2011..... | XXX..... | XXX..... | XXX..... | XXX..... | XXX..... | XXX..... | | | | | XXX..... | XXX..... |
| 9. 2012..... | XXX..... | XXX..... | XXX..... | XXX..... | XXX..... | XXX..... | XXX..... | | | | XXX..... | XXX..... |
| 10. 2013..... | XXX..... | XXX..... | XXX..... | XXX..... | XXX..... | XXX..... | XXX..... | XXX..... | | | XXX..... | XXX..... |
| 11. 2014..... | XXX..... | XXX..... | XXX..... | XXX..... | XXX..... | XXX..... | XXX..... | XXX..... | XXX..... | | XXX..... | XXX..... |

NONE

SCHEDULE P - PART 3N - REINSURANCE

NONPROPORTIONAL ASSUMED PROPERTY

| Years in Which Losses Were Incurred | Cumulative Paid Net Losses and Defense and Cost Containment Expenses Reported at Year End (\$000 omitted) | | | | | | | | | | 11 Number of Claims Closed With Loss Payment | 12 Number of Claims Closed Without Loss Payment |
|-------------------------------------|---|-----------|-----------|-----------|-----------|-----------|-----------|-----------|-----------|------------|---|--|
| | 1 2005 | 2 2006 | 3 2007 | 4 2008 | 5 2009 | 6 2010 | 7 2011 | 8 2012 | 9 2013 | 10 2014 | | |
| 1. Prior..... | 000 | | | | | | | | | | XXX | XXX |
| 2. 2005..... | (15,679) | (15,679) | (15,679) | (15,678) | (15,679) | (15,679) | (15,679) | (15,679) | (15,679) | (15,679) | XXX | XXX |
| 3. 2006..... | XXX | (59,002) | (59,002) | (59,002) | (59,002) | (59,002) | (59,002) | (59,002) | (59,002) | (59,002) | XXX | XXX |
| 4. 2007..... | XXX | XXX | (60,697) | (60,697) | (60,697) | (60,697) | (60,697) | (60,697) | (60,697) | (60,697) | XXX | XXX |
| 5. 2008..... | XXX | XXX | XXX | (21,433) | (21,433) | (21,433) | (21,433) | (21,433) | (21,433) | (21,433) | XXX | XXX |
| 6. 2009..... | XXX | XXX | XXX | XXX | (27,664) | (27,664) | (27,664) | (27,664) | (27,664) | (27,664) | XXX | XXX |
| 7. 2010..... | XXX | XXX | XXX | XXX | XXX | (122,822) | (122,822) | (122,822) | (122,822) | (122,822) | XXX | XXX |
| 8. 2011..... | XXX | XXX | XXX | XXX | XXX | XXX | 24,303 | 24,303 | 24,303 | 24,303 | XXX | XXX |
| 9. 2012..... | XXX | XXX | XXX | XXX | XXX | XXX | (393,642) | (393,642) | (393,642) | (393,642) | XXX | XXX |
| 10. 2013..... | XXX | XXX | XXX | XXX | XXX | XXX | XXX | (149,873) | (149,873) | (149,873) | XXX | XXX |
| 11. 2014..... | XXX | XXX | XXX | XXX | XXX | XXX | XXX | XXX | (187,783) | (187,783) | XXX | XXX |

SCHEDULE P - PART 3O - REINSURANCE

NONPROPORTIONAL ASSUMED LIABILITY

| | | | | | | | | | | | | |
|---------------|-----|-----|-----|-----|-----|-----|-----|-----|-----|-----|-----|-----|
| 1. Prior..... | 000 | 37 | 69 | 236 | 247 | 309 | 355 | 388 | 402 | 453 | XXX | XXX |
| 2. 2005..... | | | | | | | | | | | XXX | XXX |
| 3. 2006..... | XXX | | | | | | | | | | XXX | XXX |
| 4. 2007..... | XXX | XXX | | | | | | | | | XXX | XXX |
| 5. 2008..... | XXX | XXX | XXX | | | | | | | | XXX | XXX |
| 6. 2009..... | XXX | XXX | XXX | XXX | | | | | | | XXX | XXX |
| 7. 2010..... | XXX | XXX | XXX | XXX | XXX | | | | | | XXX | XXX |
| 8. 2011..... | XXX | XXX | XXX | XXX | XXX | XXX | | | | | XXX | XXX |
| 9. 2012..... | XXX | XXX | XXX | XXX | XXX | XXX | XXX | | | | XXX | XXX |
| 10. 2013..... | XXX | XXX | XXX | XXX | XXX | XXX | XXX | XXX | | | XXX | XXX |
| 11. 2014..... | XXX | XXX | XXX | XXX | XXX | XXX | XXX | XXX | XXX | XXX | XXX | XXX |

SCHEDULE P - PART 3P - REINSURANCE

NONPROPORTIONAL ASSUMED FINANCIAL LINES

| | | | | | | | | | | | | |
|---------------|-----|-----|-----|-----|-----|-----|-----|-----|-----|-----|-----|-----|
| 1. Prior..... | 000 | | | | | | | | | | XXX | XXX |
| 2. 2005..... | | | | | | | | | | | XXX | XXX |
| 3. 2006..... | XXX | | | | | | | | | | XXX | XXX |
| 4. 2007..... | XXX | XXX | | | | | | | | | XXX | XXX |
| 5. 2008..... | XXX | XXX | XXX | | | | | | | | XXX | XXX |
| 6. 2009..... | XXX | XXX | XXX | XXX | | | | | | | XXX | XXX |
| 7. 2010..... | XXX | XXX | XXX | XXX | XXX | | | | | | XXX | XXX |
| 8. 2011..... | XXX | XXX | XXX | XXX | XXX | XXX | | | | | XXX | XXX |
| 9. 2012..... | XXX | XXX | XXX | XXX | XXX | XXX | XXX | | | | XXX | XXX |
| 10. 2013..... | XXX | XXX | XXX | XXX | XXX | XXX | XXX | XXX | | | XXX | XXX |
| 11. 2014..... | XXX | XXX | XXX | XXX | XXX | XXX | XXX | XXX | XXX | XXX | XXX | XXX |

NONE

SCHEDULE P - PART 3R-SECTION 1 - PRODUCTS LIABILITY - OCCURRENCE

| Years in Which Losses Were Incurred | Cumulative Paid Net Losses and Defense and Cost Containment Expenses Reported at Year End (\$000 omitted) | | | | | | | | | | 11 Number of Claims Closed With Loss Payment | 12 Number of Claims Closed Without Loss Payment |
|-------------------------------------|---|------------|------------|-------------|-------------|-------------|-------------|-------------|-------------|-------------|---|--|
| | 1 2005 | 2 2006 | 3 2007 | 4 2008 | 5 2009 | 6 2010 | 7 2011 | 8 2012 | 9 2013 | 10 2014 | | |
| 1. Prior..... | .000..... | 8,951..... | 7,746..... | 18,469..... | 24,111..... | 32,392..... | 38,375..... | 48,513..... | 57,086..... | 64,397..... | 3,865..... | 12,083..... |
| 2. 2005..... | | | | | | | | | | | | |
| 3. 2006..... | XXX..... | | | | | | | | | | | |
| 4. 2007..... | XXX..... | XXX..... | | | | | | | | | | |
| 5. 2008..... | XXX..... | XXX..... | XXX..... | | | | | | | | | |
| 6. 2009..... | XXX..... | XXX..... | XXX..... | XXX..... | | | | | | | | |
| 7. 2010..... | XXX..... | XXX..... | XXX..... | XXX..... | XXX..... | | | | | | | |
| 8. 2011..... | XXX..... | XXX..... | XXX..... | XXX..... | XXX..... | XXX..... | | | | | | |
| 9. 2012..... | XXX..... | XXX..... | XXX..... | XXX..... | XXX..... | XXX..... | XXX..... | | | | | |
| 10. 2013..... | XXX..... | XXX..... | XXX..... | XXX..... | XXX..... | XXX..... | XXX..... | XXX..... | | | | |
| 11. 2014..... | XXX..... | XXX..... | XXX..... | XXX..... | XXX..... | XXX..... | XXX..... | XXX..... | XXX..... | | | |

SCHEDULE P - PART 3R-SECTION 2 - PRODUCTS LIABILITY- CLAIMS-MADE

| | | | | | | | | | | | | |
|---------------|-----------|----------|----------|----------|----------|----------|----------|----------|----------|--|--|--|
| 1. Prior..... | .000..... | | | | | | | | | | | |
| 2. 2005..... | | | | | | | | | | | | |
| 3. 2006..... | XXX..... | | | | | | | | | | | |
| 4. 2007..... | XXX..... | XXX..... | | | | | | | | | | |
| 5. 2008..... | XXX..... | XXX..... | XXX..... | | | | | | | | | |
| 6. 2009..... | XXX..... | XXX..... | XXX..... | XXX..... | | | | | | | | |
| 7. 2010..... | XXX..... | XXX..... | XXX..... | XXX..... | XXX..... | | | | | | | |
| 8. 2011..... | XXX..... | XXX..... | XXX..... | XXX..... | XXX..... | XXX..... | | | | | | |
| 9. 2012..... | XXX..... | XXX..... | XXX..... | XXX..... | XXX..... | XXX..... | XXX..... | | | | | |
| 10. 2013..... | XXX..... | XXX..... | XXX..... | XXX..... | XXX..... | XXX..... | XXX..... | XXX..... | | | | |
| 11. 2014..... | XXX..... | XXX..... | XXX..... | XXX..... | XXX..... | XXX..... | XXX..... | XXX..... | XXX..... | | | |

NONE

SCHEDULE P - PART 3S - FINANCIAL GUARANTY/MORTGAGE GUARANTY

| | | | | | | | | | | | | |
|---------------|----------|----------|----------|----------|----------|----------|----------|-----------|----------|--|----------|----------|
| 1. Prior..... | XXX..... | XXX..... | XXX..... | XXX..... | | | | .000..... | | | XXX..... | XXX..... |
| 2. 2013..... | XXX..... | XXX..... | XXX..... | XXX..... | | | | XXX..... | | | XXX..... | XXX..... |
| 3. 2014..... | XXX..... | XXX..... | XXX..... | XXX..... | XXX..... | XXX..... | XXX..... | XXX..... | XXX..... | | XXX..... | XXX..... |

NONE

SCHEDULE P - PART 3T - WARRANTY

| | | | | | | | | | | | | |
|---------------|----------|----------|----------|----------|----------|----------|----------|-----------|----------|--|--|--|
| 1. Prior..... | XXX..... | XXX..... | XXX..... | XXX..... | | | | .000..... | | | | |
| 2. 2013..... | XXX..... | XXX..... | XXX..... | XXX..... | | | | XXX..... | | | | |
| 3. 2014..... | XXX..... | XXX..... | XXX..... | XXX..... | XXX..... | XXX..... | XXX..... | XXX..... | XXX..... | | | |

NONE

SCHEDULE P - PART 4A - HOMEOWNERS/FARMOWNERS

| Years in Which Losses Were Incurred | Bulk and IBNR Reserves on Net Losses and Defense and Cost Containment Expenses Reported at Year End (\$000 omitted) | | | | | | | | | |
|-------------------------------------|---|------|------|------|------|------|------|------|------|------|
| | 1 | 2 | 3 | 4 | 5 | 6 | 7 | 8 | 9 | 10 |
| | 2005 | 2006 | 2007 | 2008 | 2009 | 2010 | 2011 | 2012 | 2013 | 2014 |
| 1. Prior..... | 33 | | | | | | | | | |
| 2. 2005..... | 75 | | | | | | | | | |
| 3. 2006..... | XXX | | 75 | | | | | | | |
| 4. 2007..... | XXX | XXX | 112 | | | | | | | |
| 5. 2008..... | XXX | XXX | XXX | 108 | | | | | | |
| 6. 2009..... | XXX | XXX | XXX | XXX | 80 | | | | | |
| 7. 2010..... | XXX | XXX | XXX | XXX | XXX | | | | | |
| 8. 2011..... | XXX | XXX | XXX | XXX | XXX | XXX | | | | |
| 9. 2012..... | XXX | XXX | XXX | XXX | XXX | XXX | XXX | | | |
| 10. 2013..... | XXX | XXX | XXX | XXX | XXX | XXX | XXX | XXX | | |
| 11. 2014..... | XXX | XXX | XXX | XXX | XXX | XXX | XXX | XXX | XXX | |

SCHEDULE P - PART 4B - PRIVATE PASSENGER AUTO LIABILITY/MEDICAL

| | | | | | | | | | | |
|---------------|-----|-----|-----|-----|-----|-----|-----|-----|-----|--|
| 1. Prior..... | | | | | | | | | | |
| 2. 2005..... | | | | | | | | | | |
| 3. 2006..... | XXX | | | | | | | | | |
| 4. 2007..... | XXX | XXX | | | | | | | | |
| 5. 2008..... | XXX | XXX | XXX | | | | | | | |
| 6. 2009..... | XXX | XXX | XXX | XXX | | | | | | |
| 7. 2010..... | XXX | XXX | XXX | XXX | XXX | | | | | |
| 8. 2011..... | XXX | XXX | XXX | XXX | XXX | XXX | | | | |
| 9. 2012..... | XXX | XXX | XXX | XXX | XXX | XXX | XXX | | | |
| 10. 2013..... | XXX | XXX | XXX | XXX | XXX | XXX | XXX | XXX | | |
| 11. 2014..... | XXX | XXX | XXX | XXX | XXX | XXX | XXX | XXX | XXX | |

NONE

SCHEDULE P - PART 4C - COMMERCIAL AUTO/TRUCK LIABILITY/MEDICAL

| | | | | | | | | | | |
|---------------|-----|-----|-----|-----|-----|-----|-----|-----|-----|--|
| 1. Prior..... | | | | | | | | | | |
| 2. 2005..... | | | | | | | | | | |
| 3. 2006..... | XXX | | | | | | | | | |
| 4. 2007..... | XXX | XXX | | | | | | | | |
| 5. 2008..... | XXX | XXX | XXX | | | | | | | |
| 6. 2009..... | XXX | XXX | XXX | XXX | | | | | | |
| 7. 2010..... | XXX | XXX | XXX | XXX | XXX | | | | | |
| 8. 2011..... | XXX | XXX | XXX | XXX | XXX | XXX | | | | |
| 9. 2012..... | XXX | XXX | XXX | XXX | XXX | XXX | XXX | | | |
| 10. 2013..... | XXX | XXX | XXX | XXX | XXX | XXX | XXX | XXX | | |
| 11. 2014..... | XXX | XXX | XXX | XXX | XXX | XXX | XXX | XXX | XXX | |

NONE

**SCHEDULE P - PART 4D - WORKERS' COMPENSATION
(EXCLUDING EXCESS WORKERS' COMPENSATION)**

| | | | | | | | | | | |
|---------------|-----|-------|-----|-----|-----|-----|-----|-----|-----|-----|
| 1. Prior..... | 702 | 1,232 | 961 | 925 | 638 | 559 | 563 | 266 | 214 | 163 |
| 2. 2005..... | | | | | | | | | | |
| 3. 2006..... | XXX | | | | | | | | | |
| 4. 2007..... | XXX | XXX | | | | | | | | |
| 5. 2008..... | XXX | XXX | XXX | | | | | | | |
| 6. 2009..... | XXX | XXX | XXX | XXX | | | | | | |
| 7. 2010..... | XXX | XXX | XXX | XXX | XXX | | | | | |
| 8. 2011..... | XXX | XXX | XXX | XXX | XXX | XXX | | | | |
| 9. 2012..... | XXX | XXX | XXX | XXX | XXX | XXX | XXX | | | |
| 10. 2013..... | XXX | XXX | XXX | XXX | XXX | XXX | XXX | XXX | | |
| 11. 2014..... | XXX | XXX | XXX | XXX | XXX | XXX | XXX | XXX | XXX | |

SCHEDULE P - PART 4E - COMMERCIAL MULTIPLE PERIL

| | | | | | | | | | | |
|---------------|-----|-------|-------|-------|-------|-------|-------|-------|-------|-------|
| 1. Prior..... | 85 | | | | | | | | | |
| 2. 2005..... | 290 | 863 | 835 | | | | | | | |
| 3. 2006..... | XXX | 2,269 | 190 | | | | | | | |
| 4. 2007..... | XXX | XXX | 1,004 | | | | | | | |
| 5. 2008..... | XXX | XXX | XXX | 1,500 | 3,120 | | 94 | | | |
| 6. 2009..... | XXX | XXX | XXX | XXX | 4,680 | | 356 | 127 | | |
| 7. 2010..... | XXX | XXX | XXX | XXX | XXX | 4,810 | 1,966 | 418 | 194 | |
| 8. 2011..... | XXX | XXX | XXX | XXX | XXX | XXX | 5,541 | 1,086 | 963 | 305 |
| 9. 2012..... | XXX | XXX | XXX | XXX | XXX | XXX | 3,944 | 1,921 | 1,515 | |
| 10. 2013..... | XXX | XXX | XXX | XXX | XXX | XXX | XXX | 3,127 | 2,301 | |
| 11. 2014..... | XXX | XXX | XXX | XXX | XXX | XXX | XXX | XXX | XXX | 5,310 |

SCHEDULE P - PART 4F - SECTION 1 - MEDICAL PROFESSIONAL LIABILITY - OCCURRENCE

| Years in Which Losses Were Incurred | Bulk and IBNR Reserves on Net Losses and Defense and Cost Containment Expenses Reported at Year End (\$000 omitted) | | | | | | | | | |
|-------------------------------------|---|------|------|------|------|------|------|------|------|------|
| | 1 | 2 | 3 | 4 | 5 | 6 | 7 | 8 | 9 | 10 |
| | 2005 | 2006 | 2007 | 2008 | 2009 | 2010 | 2011 | 2012 | 2013 | 2014 |
| 1. Prior..... | | | | | | | | | | |
| 2. 2005..... | | | | | | | | | | |
| 3. 2006..... | XXX | | | | | | | | | |
| 4. 2007..... | XXX | XXX | | | | | | | | |
| 5. 2008..... | XXX | XXX | XXX | | | | | | | |
| 6. 2009..... | XXX | XXX | XXX | XXX | | | | | | |
| 7. 2010..... | XXX | XXX | XXX | XXX | XXX | | | | | |
| 8. 2011..... | XXX | XXX | XXX | XXX | XXX | XXX | | | | |
| 9. 2012..... | XXX | XXX | XXX | XXX | XXX | XXX | XXX | | | |
| 10. 2013..... | XXX | XXX | XXX | XXX | XXX | XXX | XXX | XXX | | |
| 11. 2014..... | XXX | XXX | XXX | XXX | XXX | XXX | XXX | XXX | XXX | |

NONE

SCHEDULE P - PART 4F - SECTION 2 - MEDICAL PROFESSIONAL LIABILITY - CLAIMS-MADE

| | | | | | | | | | | |
|---------------|-----|-----|-----|-----|-----|-----|-----|-----|-----|--|
| 1. Prior..... | | | | | | | | | | |
| 2. 2005..... | | | | | | | | | | |
| 3. 2006..... | XXX | | | | | | | | | |
| 4. 2007..... | XXX | XXX | | | | | | | | |
| 5. 2008..... | XXX | XXX | XXX | | | | | | | |
| 6. 2009..... | XXX | XXX | XXX | XXX | | | | | | |
| 7. 2010..... | XXX | XXX | XXX | XXX | XXX | | | | | |
| 8. 2011..... | XXX | XXX | XXX | XXX | XXX | XXX | | | | |
| 9. 2012..... | XXX | XXX | XXX | XXX | XXX | XXX | XXX | | | |
| 10. 2013..... | XXX | XXX | XXX | XXX | XXX | XXX | XXX | XXX | | |
| 11. 2014..... | XXX | XXX | XXX | XXX | XXX | XXX | XXX | XXX | XXX | |

NONE

SCHEDULE P - PART 4G - SPECIAL LIABILITY (OCEAN MARINE, AIRCRAFT (ALL PERILS), BOILER AND MACHINERY)

| | | | | | | | | | | |
|---------------|-----|-------|-------|-------|-------|-------|-------|-------|-------|-------|
| 1. Prior..... | 349 | | | | | | | | | |
| 2. 2005..... | 591 | 4,634 | | | | | | | | |
| 3. 2006..... | XXX | 3,770 | 1,029 | | | | | | | |
| 4. 2007..... | XXX | XXX | 4,122 | 1,039 | | | | | | |
| 5. 2008..... | XXX | XXX | XXX | 4,156 | 1,182 | 1,036 | 98 | 4 | | |
| 6. 2009..... | XXX | XXX | XXX | XXX | 4,778 | 1,704 | 375 | 105 | | |
| 7. 2010..... | XXX | XXX | XXX | XXX | XXX | 5,257 | 2,070 | 348 | 217 | |
| 8. 2011..... | XXX | XXX | XXX | XXX | XXX | XXX | 5,840 | 970 | 1,061 | 376 |
| 9. 2012..... | XXX | XXX | XXX | XXX | XXX | XXX | XXX | 6,520 | 2,100 | 1,866 |
| 10. 2013..... | XXX | XXX | XXX | XXX | XXX | XXX | XXX | XXX | 3,398 | 2,834 |
| 11. 2014..... | XXX | XXX | XXX | XXX | XXX | XXX | XXX | XXX | XXX | 6,540 |

SCHEDULE P - PART 4H - SECTION 1 - OTHER LIABILITY - OCCURRENCE

| | | | | | | | | | | |
|---------------|--------|--------|--------|--------|--------|-------|-------|-------|--------|--------|
| 1. Prior..... | 21,771 | 18,276 | 11,731 | 10,667 | 20,530 | 6,982 | 5,275 | 5,691 | 27,012 | 25,701 |
| 2. 2005..... | | | | | | | | | | |
| 3. 2006..... | XXX | | | | | | | | | |
| 4. 2007..... | XXX | XXX | | | | | | | | |
| 5. 2008..... | XXX | XXX | XXX | | | | | | | |
| 6. 2009..... | XXX | XXX | XXX | XXX | | | | | | |
| 7. 2010..... | XXX | XXX | XXX | XXX | XXX | | | | | |
| 8. 2011..... | XXX | XXX | XXX | XXX | XXX | XXX | | | | |
| 9. 2012..... | XXX | XXX | XXX | XXX | XXX | XXX | XXX | | | |
| 10. 2013..... | XXX | XXX | XXX | XXX | XXX | XXX | XXX | XXX | | |
| 11. 2014..... | XXX | XXX | XXX | XXX | XXX | XXX | XXX | XXX | XXX | |

SCHEDULE P - PART 4H - SECTION 2 - OTHER LIABILITY - CLAIMS-MADE

| | | | | | | | | | | |
|---------------|-----|-----|-----|-----|-----|-----|-----|-----|-----|--|
| 1. Prior..... | | | | | | | | | | |
| 2. 2005..... | | | | | | | | | | |
| 3. 2006..... | XXX | | | | | | | | | |
| 4. 2007..... | XXX | XXX | | | | | | | | |
| 5. 2008..... | XXX | XXX | XXX | | | | | | | |
| 6. 2009..... | XXX | XXX | XXX | XXX | | | | | | |
| 7. 2010..... | XXX | XXX | XXX | XXX | XXX | | | | | |
| 8. 2011..... | XXX | XXX | XXX | XXX | XXX | XXX | | | | |
| 9. 2012..... | XXX | XXX | XXX | XXX | XXX | XXX | XXX | | | |
| 10. 2013..... | XXX | XXX | XXX | XXX | XXX | XXX | XXX | XXX | | |
| 11. 2014..... | XXX | XXX | XXX | XXX | XXX | XXX | XXX | XXX | XXX | |

NONE

SCHEDULE P - PART 4I - SPECIAL PROPERTY (FIRE, ALLIED LINES, INLAND MARINE, EARTHQUAKE, BURGLARY AND THEFT)

| Years in Which Losses Were Incurred | Bulk and IBSR Reserves on Net Losses and Defense and Cost Containment Expenses Reported at Year End (\$000 omitted) | | | | | | | | | |
|-------------------------------------|---|-----------|-----------|-----------|-----------|-----------|-----------|-----------|-----------|------------|
| | 1 2005 | 2 2006 | 3 2007 | 4 2008 | 5 2009 | 6 2010 | 7 2011 | 8 2012 | 9 2013 | 10 2014 |
| 1. Prior..... | XXX | XXX | XXX | XXX | XXX | XXX | XXX | 77,354 | 53,956 | 26,054 |
| 2. 2013..... | XXX | XXX | XXX | XXX | XXX | XXX | XXX | XXX | 34,182 | 13,447 |
| 3. 2014..... | XXX | XXX | XXX | XXX | XXX | XXX | XXX | XXX | XXX | 35,947 |

SCHEDULE P - PART 4J - AUTO PHYSICAL DAMAGE

| | | | | | | | | | | |
|---------------|-----|-----|-----|-----|-----|-----|-----|-----|-----|--|
| 1. Prior..... | XXX | XXX | XXX | XXX | XXX | XXX | XXX | | | |
| 2. 2013..... | XXX | XXX | XXX | XXX | XXX | XXX | XXX | XXX | | |
| 3. 2014..... | XXX | XXX | XXX | XXX | XXX | XXX | XXX | XXX | XXX | |

SCHEDULE P - PART 4K - FIDELITY/SURETY

| | | | | | | | | | | |
|---------------|-----|-----|-----|-----|-----|-----|-----|-----|-----|--|
| 1. Prior..... | XXX | XXX | XXX | XXX | XXX | XXX | XXX | | | |
| 2. 2013..... | XXX | XXX | XXX | XXX | XXX | XXX | XXX | XXX | | |
| 3. 2014..... | XXX | XXX | XXX | XXX | XXX | XXX | XXX | XXX | XXX | |

SCHEDULE P - PART 4L - OTHER (INCLUDING CREDIT, ACCIDENT AND HEALTH)

| | | | | | | | | | | |
|---------------|-----|-----|-----|-----|-----|-----|-----|-----|-----|--|
| 1. Prior..... | XXX | XXX | XXX | XXX | XXX | XXX | XXX | | | |
| 2. 2013..... | XXX | XXX | XXX | XXX | XXX | XXX | XXX | XXX | | |
| 3. 2014..... | XXX | XXX | XXX | XXX | XXX | XXX | XXX | XXX | XXX | |

SCHEDULE P - PART 4M - INTERNATIONAL

| | | | | | | | | | | |
|---------------|-----|-----|-----|-----|-----|-----|-----|-----|-----|--|
| 1. Prior..... | | | | | | | | | | |
| 2. 2005..... | | | | | | | | | | |
| 3. 2006..... | XXX | | | | | | | | | |
| 4. 2007..... | XXX | XXX | | | | | | | | |
| 5. 2008..... | XXX | XXX | XXX | | | | | | | |
| 6. 2009..... | XXX | XXX | XXX | XXX | | | | | | |
| 7. 2010..... | XXX | XXX | XXX | XXX | XXX | | | | | |
| 8. 2011..... | XXX | XXX | XXX | XXX | XXX | XXX | | | | |
| 9. 2012..... | XXX | XXX | XXX | XXX | XXX | XXX | XXX | | | |
| 10. 2013..... | XXX | XXX | XXX | XXX | XXX | XXX | XXX | XXX | | |
| 11. 2014..... | XXX | XXX | XXX | XXX | XXX | XXX | XXX | XXX | XXX | |

SCHEDULE P - PART 4N - REINSURANCE

NONPROPORTIONAL ASSUMED PROPERTY

Bulk and IBNR Reserves on Net Losses and Defense and Cost Containment Expenses Reported at Year End (\$000 omitted)

| Years in Which Losses Were Incurred | 1 | 2 | 3 | 4 | 5 | 6 | 7 | 8 | 9 | 10 |
|-------------------------------------|------|------|------|------|------|------|------|------|------|------|
| | 2005 | 2006 | 2007 | 2008 | 2009 | 2010 | 2011 | 2012 | 2013 | 2014 |
| 1. Prior..... | | | | | | | | | | |
| 2. 2005..... | | | | | | | | | | |
| 3. 2006..... | XXX | | | | | | | | | |
| 4. 2007..... | XXX | XXX | | | | | | | | |
| 5. 2008..... | XXX | XXX | XXX | | | | | | | |
| 6. 2009..... | XXX | XXX | XXX | XXX | | | | | | |
| 7. 2010..... | XXX | XXX | XXX | XXX | XXX | | | | | |
| 8. 2011..... | XXX | XXX | XXX | XXX | XXX | XXX | | | | |
| 9. 2012..... | XXX | XXX | XXX | XXX | XXX | XXX | XXX | | | |
| 10. 2013..... | XXX | XXX | XXX | XXX | XXX | XXX | XXX | XXX | | |
| 11. 2014..... | XXX | XXX | XXX | XXX | XXX | XXX | XXX | XXX | XXX | |

NONE

SCHEDULE P - PART 4O - REINSURANCE

NONPROPORTIONAL ASSUMED LIABILITY

| | | | | | | | | | | |
|---------------|-------|-------|-------|-------|-------|-------|-------|-------|-------|-------|
| 1. Prior..... | 3,862 | 4,029 | 3,970 | 3,904 | 3,983 | 3,960 | 3,731 | 3,735 | 3,768 | 3,832 |
| 2. 2005..... | | | | | | | | | | |
| 3. 2006..... | XXX | | | | | | | | | |
| 4. 2007..... | XXX | XXX | | | | | | | | |
| 5. 2008..... | XXX | XXX | XXX | | | | | | | |
| 6. 2009..... | XXX | XXX | XXX | XXX | | | | | | |
| 7. 2010..... | XXX | XXX | XXX | XXX | XXX | | | | | |
| 8. 2011..... | XXX | XXX | XXX | XXX | XXX | XXX | | | | |
| 9. 2012..... | XXX | XXX | XXX | XXX | XXX | XXX | XXX | | | |
| 10. 2013..... | XXX | XXX | XXX | XXX | XXX | XXX | XXX | XXX | | |
| 11. 2014..... | XXX | XXX | XXX | XXX | XXX | XXX | XXX | XXX | XXX | |

SCHEDULE P - PART 4P - REINSURANCE

NONPROPORTIONAL ASSUMED FINANCIAL LINES

| | | | | | | | | | | |
|---------------|-----|-----|-----|-----|-----|-----|-----|-----|-----|--|
| 1. Prior..... | | | | | | | | | | |
| 2. 2005..... | | | | | | | | | | |
| 3. 2006..... | XXX | | | | | | | | | |
| 4. 2007..... | XXX | XXX | | | | | | | | |
| 5. 2008..... | XXX | XXX | XXX | | | | | | | |
| 6. 2009..... | XXX | XXX | XXX | XXX | | | | | | |
| 7. 2010..... | XXX | XXX | XXX | XXX | XXX | | | | | |
| 8. 2011..... | XXX | XXX | XXX | XXX | XXX | XXX | | | | |
| 9. 2012..... | XXX | XXX | XXX | XXX | XXX | XXX | XXX | | | |
| 10. 2013..... | XXX | XXX | XXX | XXX | XXX | XXX | XXX | XXX | | |
| 11. 2014..... | XXX | XXX | XXX | XXX | XXX | XXX | XXX | XXX | XXX | |

NONE

SCHEDULE P - PART 4R-SECTION 1 - PRODUCTS LIABILITY - OCCURRENCE

| Years in Which Losses Were Incurred | Bulk and IBNR Reserves on Net Losses and Defense and Cost Containment Expenses Reported at Year End (\$000 omitted) | | | | | | | | | |
|-------------------------------------|---|--------|--------|--------|--------|--------|--------|--------|--------|--------|
| | 1 | 2 | 3 | 4 | 5 | 6 | 7 | 8 | 9 | 10 |
| | 2005 | 2006 | 2007 | 2008 | 2009 | 2010 | 2011 | 2012 | 2013 | 2014 |
| 1. Prior..... | 63,380 | 89,652 | 94,640 | 82,621 | 68,567 | 74,970 | 75,219 | 67,327 | 58,009 | 53,745 |
| 2. 2005..... | | | | | | | | | | |
| 3. 2006..... | XXX | | | | | | | | | |
| 4. 2007..... | XXX | XXX | | | | | | | | |
| 5. 2008..... | XXX | XXX | XXX | | | | | | | |
| 6. 2009..... | XXX | XXX | XXX | XXX | | | | | | |
| 7. 2010..... | XXX | XXX | XXX | XXX | XXX | | | | | |
| 8. 2011..... | XXX | XXX | XXX | XXX | XXX | XXX | | | | |
| 9. 2012..... | XXX | XXX | XXX | XXX | XXX | XXX | XXX | | | |
| 10. 2013..... | XXX | XXX | XXX | XXX | XXX | XXX | XXX | XXX | | |
| 11. 2014..... | XXX | XXX | XXX | XXX | XXX | XXX | XXX | XXX | XXX | |

SCHEDULE P - PART 4R-SECTION 2 - PRODUCTS LIABILITY - CLAIMS-MADE

| | | | | | | | | | | |
|---------------|-----|-----|-----|-----|-----|-----|-----|-----|-----|--|
| 1. Prior..... | | | | | | | | | | |
| 2. 2005..... | | | | | | | | | | |
| 3. 2006..... | XXX | | | | | | | | | |
| 4. 2007..... | XXX | XXX | | | | | | | | |
| 5. 2008..... | XXX | XXX | XXX | | | | | | | |
| 6. 2009..... | XXX | XXX | XXX | XXX | | | | | | |
| 7. 2010..... | XXX | XXX | XXX | XXX | XXX | | | | | |
| 8. 2011..... | XXX | XXX | XXX | XXX | XXX | XXX | | | | |
| 9. 2012..... | XXX | XXX | XXX | XXX | XXX | XXX | XXX | | | |
| 10. 2013..... | XXX | XXX | XXX | XXX | XXX | XXX | XXX | XXX | | |
| 11. 2014..... | XXX | XXX | XXX | XXX | XXX | XXX | XXX | XXX | XXX | |

NONE

SCHEDULE P - PART 4S - FINANCIAL GUARANTY/MORTGAGE GUARANTY

| | | | | | | | | | | |
|---------------|-----|-----|-----|-----|-----|-----|-----|-----|-----|--|
| 1. Prior..... | XXX | XXX | XXX | XXX | XXX | XXX | XXX | | | |
| 2. 2013..... | XXX | XXX | XXX | XXX | XXX | XXX | XXX | XXX | | |
| 3. 2014..... | XXX | XXX | XXX | XXX | XXX | XXX | XXX | XXX | XXX | |

NONE

SCHEDULE P - PART 4T - WARRANTY

| | | | | | | | | | | |
|---------------|-----|-----|-----|-----|-----|-----|-----|-----|-----|--|
| 1. Prior..... | XXX | XXX | XXX | XXX | XXX | XXX | XXX | | | |
| 2. 2013..... | XXX | XXX | XXX | XXX | XXX | XXX | XXX | XXX | | |
| 3. 2014..... | XXX | XXX | XXX | XXX | XXX | XXX | XXX | XXX | XXX | |

NONE

SCHEDULE P - PART 5A - HOMEOWNERS/FARMOWNERS

SECTION 1

| Years in Which Premiums Were Earned and Losses Were Incurred | Cumulative Number of Claims Closed with Loss Payment Direct and Assumed at Year End | | | | | | | | | |
|--|---|-----------|-----------|-----------|-----------|-----------|-----------|-----------|-----------|------------|
| | 1 2005 | 2 2006 | 3 2007 | 4 2008 | 5 2009 | 6 2010 | 7 2011 | 8 2012 | 9 2013 | 10 2014 |
| 1. Prior..... | .31 | .3 | .5 | | | | | | | (105) |
| 2. 2005..... | .49 | .53 | .55 | .55 | .55 | .55 | .55 | .55 | .55 | .88 |
| 3. 2006..... | XXX | .37 | .51 | .54 | .54 | .54 | .54 | .54 | .54 | .76 |
| 4. 2007..... | XXX | XXX | .34 | .53 | .54 | .54 | .54 | .54 | .54 | .54 |
| 5. 2008..... | XXX | XXX | XXX | .42 | .65 | .66 | .66 | .66 | .66 | .66 |
| 6. 2009..... | XXX | XXX | XXX | XXX | .47 | .64 | .66 | .66 | .66 | .66 |
| 7. 2010..... | XXX | XXX | XXX | XXX | XXX | .53 | .64 | .64 | .64 | .64 |
| 8. 2011..... | XXX | XXX | XXX | XXX | XXX | XXX | .173 | .199 | .200 | .200 |
| 9. 2012..... | XXX | XXX | XXX | XXX | XXX | XXX | XXX | .59 | .102 | .106 |
| 10. 2013..... | XXX | XXX | XXX | XXX | XXX | XXX | XXX | XXX | .51 | .67 |
| 11. 2014..... | XXX | XXX | XXX | XXX | XXX | XXX | XXX | XXX | XXX | .63 |

SECTION 2

| Years in Which Premiums Were Earned and Losses Were Incurred | Number of Claims Outstanding Direct and Assumed at Year End | | | | | | | | | |
|--|---|-----------|-----------|-----------|-----------|-----------|-----------|-----------|-----------|------------|
| | 1 2005 | 2 2006 | 3 2007 | 4 2008 | 5 2009 | 6 2010 | 7 2011 | 8 2012 | 9 2013 | 10 2014 |
| 1. Prior..... | .16 | .8 | .3 | .3 | .3 | .3 | .3 | .3 | .3 | .3 |
| 2. 2005..... | .29 | .2 | | | | | | | | |
| 3. 2006..... | XXX | .14 | .3 | | | | | | | |
| 4. 2007..... | XXX | XXX | .19 | .2 | .1 | | | | | |
| 5. 2008..... | XXX | XXX | XXX | .19 | .1 | | | | | |
| 6. 2009..... | XXX | XXX | XXX | XXX | .16 | .3 | .1 | .1 | .1 | .1 |
| 7. 2010..... | XXX | XXX | XXX | XXX | XXX | .9 | | .1 | | |
| 8. 2011..... | XXX | XXX | XXX | XXX | XXX | XXX | .24 | .2 | | |
| 9. 2012..... | XXX | XXX | XXX | XXX | XXX | XXX | XXX | .49 | .5 | .1 |
| 10. 2013..... | XXX | XXX | XXX | XXX | XXX | XXX | XXX | XXX | .11 | .1 |
| 11. 2014..... | XXX | XXX | XXX | XXX | XXX | XXX | XXX | XXX | XXX | .7 |

SECTION 3

| Years in Which Premiums Were Earned and Losses Were Incurred | Cumulative Number of Claims Reported Direct and Assumed at Year End | | | | | | | | | |
|--|---|-----------|-----------|-----------|-----------|-----------|-----------|-----------|-----------|------------|
| | 1 2005 | 2 2006 | 3 2007 | 4 2008 | 5 2009 | 6 2010 | 7 2011 | 8 2012 | 9 2013 | 10 2014 |
| 1. Prior..... | .15 | (5) | | | | | | | | |
| 2. 2005..... | .88 | .66 | .66 | .66 | .66 | .66 | .66 | .66 | .66 | .105 |
| 3. 2006..... | XXX | .58 | .67 | .68 | .68 | .68 | .68 | .68 | .68 | .97 |
| 4. 2007..... | XXX | XXX | .58 | .64 | .64 | .64 | .64 | .64 | .64 | .64 |
| 5. 2008..... | XXX | XXX | XXX | .72 | .81 | .81 | .81 | .81 | .81 | .81 |
| 6. 2009..... | XXX | XXX | XXX | XXX | .76 | .81 | .81 | .81 | .81 | .81 |
| 7. 2010..... | XXX | XXX | XXX | XXX | XXX | .80 | .84 | .85 | .85 | .85 |
| 8. 2011..... | XXX | XXX | XXX | XXX | XXX | XXX | .210 | .218 | .218 | .218 |
| 9. 2012..... | XXX | XXX | XXX | XXX | XXX | XXX | XXX | .120 | .126 | .126 |
| 10. 2013..... | XXX | XXX | XXX | XXX | XXX | XXX | XXX | XXX | .78 | .86 |
| 11. 2014..... | XXX | XXX | XXX | XXX | XXX | XXX | XXX | XXX | XXX | .94 |

Sch. P-Pt. 5B-Sn. 1
NONE

Sch. P-Pt. 5B-Sn. 2
NONE

Sch. P-Pt. 5B-Sn. 3
NONE

Sch. P-Pt. 5C-Sn. 1
NONE

Sch. P-Pt. 5C-Sn. 2
NONE

Sch. P-Pt. 5C-Sn. 3
NONE

**SCHEDULE P - PART 5D - WORKERS' COMPENSATION
(EXCLUDING EXCESS WORKERS' COMPENSATION)**

SECTION 1

| Years in Which Premiums Were Earned and Losses Were Incurred | Cumulative Number of Claims Closed with Loss Payment Direct and Assumed at Year End | | | | | | | | | |
|--|---|-----------|-----------|-----------|-----------|-----------|-----------|-----------|-----------|------------|
| | 1 2005 | 2 2006 | 3 2007 | 4 2008 | 5 2009 | 6 2010 | 7 2011 | 8 2012 | 9 2013 | 10 2014 |
| 1. Prior..... | 2 | 2 | | 4 | 1 | 1 | | 1 | | 12 |
| 2. 2005..... | | | | | | | | | | |
| 3. 2006..... | XXX | | | | | | | | | |
| 4. 2007..... | XXX | XXX | | | | | | | | |
| 5. 2008..... | XXX | XXX | XXX | | | | | | | |
| 6. 2009..... | XXX | XXX | XXX | XXX | | | | | | |
| 7. 2010..... | XXX | XXX | XXX | XXX | XXX | | | | | |
| 8. 2011..... | XXX | XXX | XXX | XXX | XXX | XXX | | | | |
| 9. 2012..... | XXX | XXX | XXX | XXX | XXX | XXX | XXX | | | |
| 10. 2013..... | XXX | XXX | XXX | XXX | XXX | XXX | XXX | XXX | | |
| 11. 2014..... | XXX | XXX | XXX | XXX | XXX | XXX | XXX | XXX | XXX | |

SECTION 2

| Years in Which Premiums Were Earned and Losses Were Incurred | Number of Claims Outstanding Direct and Assumed at Year End | | | | | | | | | |
|--|---|-----------|-----------|-----------|-----------|-----------|-----------|-----------|-----------|------------|
| | 1 2005 | 2 2006 | 3 2007 | 4 2008 | 5 2009 | 6 2010 | 7 2011 | 8 2012 | 9 2013 | 10 2014 |
| 1. Prior..... | 40 | 44 | 40 | 35 | 37 | 34 | 36 | 34 | 32 | 31 |
| 2. 2005..... | | | | | | | | | | |
| 3. 2006..... | XXX | | | | | | | | | |
| 4. 2007..... | XXX | XXX | | | | | | | | |
| 5. 2008..... | XXX | XXX | XXX | | | | | | | |
| 6. 2009..... | XXX | XXX | XXX | XXX | | | | | | |
| 7. 2010..... | XXX | XXX | XXX | XXX | XXX | | | | | |
| 8. 2011..... | XXX | XXX | XXX | XXX | XXX | XXX | | | | |
| 9. 2012..... | XXX | XXX | XXX | XXX | XXX | XXX | XXX | | | |
| 10. 2013..... | XXX | XXX | XXX | XXX | XXX | XXX | XXX | XXX | | |
| 11. 2014..... | XXX | XXX | XXX | XXX | XXX | XXX | XXX | XXX | XXX | |

SECTION 3

| Years in Which Premiums Were Earned and Losses Were Incurred | Cumulative Number of Claims Reported Direct and Assumed at Year End | | | | | | | | | |
|--|---|-----------|-----------|-----------|-----------|-----------|-----------|-----------|-----------|------------|
| | 1 2005 | 2 2006 | 3 2007 | 4 2008 | 5 2009 | 6 2010 | 7 2011 | 8 2012 | 9 2013 | 10 2014 |
| 1. Prior..... | | | | | | | | | | |
| 2. 2005..... | | | | | | | | | | |
| 3. 2006..... | XXX | | | | | | | | | |
| 4. 2007..... | XXX | XXX | | | | | | | | |
| 5. 2008..... | XXX | XXX | XXX | | | | | | | |
| 6. 2009..... | XXX | XXX | XXX | XXX | | | | | | |
| 7. 2010..... | XXX | XXX | XXX | XXX | XXX | | | | | |
| 8. 2011..... | XXX | XXX | XXX | XXX | XXX | XXX | | | | |
| 9. 2012..... | XXX | XXX | XXX | XXX | XXX | XXX | XXX | | | |
| 10. 2013..... | XXX | XXX | XXX | XXX | XXX | XXX | XXX | XXX | | |
| 11. 2014..... | XXX | XXX | XXX | XXX | XXX | XXX | XXX | XXX | XXX | |

NONE

SCHEDULE P - PART 5E - COMMERCIAL MULTIPLE PERIL

SECTION 1

| Years in Which Premiums Were Earned and Losses Were Incurred | Cumulative Number of Claims Closed with Loss Payment Direct and Assumed at Year End | | | | | | | | | |
|--|---|-----------|-----------|-----------|-----------|-----------|-----------|-----------|-----------|------------|
| | 1 2005 | 2 2006 | 3 2007 | 4 2008 | 5 2009 | 6 2010 | 7 2011 | 8 2012 | 9 2013 | 10 2014 |
| 1. Prior..... | | 1 | | 1 | | | | | | 38 |
| 2. 2005..... | 2 | 3 | 8 | 8 | 8 | 9 | 10 | 10 | 10 | 22 |
| 3. 2006..... | XXX | 13 | 22 | 24 | 26 | 26 | 26 | 26 | 26 | 16 |
| 4. 2007..... | XXX | XXX | 5 | 23 | 26 | 26 | 26 | 26 | 26 | 26 |
| 5. 2008..... | XXX | XXX | XXX | 46 | 94 | 146 | 146 | 147 | 147 | 147 |
| 6. 2009..... | XXX | XXX | XXX | XXX | 15 | 34 | 34 | 34 | 34 | 34 |
| 7. 2010..... | XXX | XXX | XXX | XXX | XXX | 5 | 25 | 28 | 28 | 29 |
| 8. 2011..... | XXX | XXX | XXX | XXX | XXX | XXX | 19 | 61 | 76 | 78 |
| 9. 2012..... | XXX | XXX | XXX | XXX | XXX | XXX | XXX | 9 | 37 | 48 |
| 10. 2013..... | XXX | XXX | XXX | XXX | XXX | XXX | XXX | XXX | 15 | 36 |
| 11. 2014..... | XXX | XXX | XXX | XXX | XXX | XXX | XXX | XXX | XXX | 14 |

SECTION 2

| Years in Which Premiums Were Earned and Losses Were Incurred | Number of Claims Outstanding Direct and Assumed at Year End | | | | | | | | | |
|--|---|-----------|-----------|-----------|-----------|-----------|-----------|-----------|-----------|------------|
| | 1 2005 | 2 2006 | 3 2007 | 4 2008 | 5 2009 | 6 2010 | 7 2011 | 8 2012 | 9 2013 | 10 2014 |
| 1. Prior..... | 10 | 7 | 7 | 6 | 6 | 6 | 6 | 6 | 6 | 6 |
| 2. 2005..... | 28 | 6 | 1 | 2 | | | | | | |
| 3. 2006..... | XXX | 15 | 2 | | | | | | | |
| 4. 2007..... | XXX | XXX | 23 | 6 | | | | | | |
| 5. 2008..... | XXX | XXX | XXX | 106 | 56 | 2 | 2 | 1 | 1 | 1 |
| 6. 2009..... | XXX | XXX | XXX | XXX | 19 | | | | | |
| 7. 2010..... | XXX | XXX | XXX | XXX | XXX | 24 | 5 | 2 | 2 | |
| 8. 2011..... | XXX | XXX | XXX | XXX | XXX | XXX | 71 | 19 | 4 | 2 |
| 9. 2012..... | XXX | XXX | XXX | XXX | XXX | XXX | XXX | 54 | 13 | 2 |
| 10. 2013..... | XXX | XXX | XXX | XXX | XXX | XXX | XXX | XXX | 30 | 10 |
| 11. 2014..... | XXX | XXX | XXX | XXX | XXX | XXX | XXX | XXX | XXX | 48 |

SECTION 3

| Years in Which Premiums Were Earned and Losses Were Incurred | Cumulative Number of Claims Reported Direct and Assumed at Year End | | | | | | | | | |
|--|---|-----------|-----------|-----------|-----------|-----------|-----------|-----------|-----------|------------|
| | 1 2005 | 2 2006 | 3 2007 | 4 2008 | 5 2009 | 6 2010 | 7 2011 | 8 2012 | 9 2013 | 10 2014 |
| 1. Prior..... | 1 | (2) | | | | | | | | |
| 2. 2005..... | 48 | 27 | 27 | 28 | 28 | 29 | 30 | 30 | 28 | 53 |
| 3. 2006..... | XXX | 41 | 46 | 46 | 48 | 48 | 48 | 48 | 47 | 34 |
| 4. 2007..... | XXX | XXX | 43 | 48 | 48 | 48 | 48 | 48 | 48 | 48 |
| 5. 2008..... | XXX | XXX | XXX | 193 | 208 | 208 | 208 | 208 | 208 | 208 |
| 6. 2009..... | XXX | XXX | XXX | XXX | 53 | 62 | 62 | 62 | 62 | 62 |
| 7. 2010..... | XXX | XXX | XXX | XXX | XXX | 52 | 59 | 60 | 61 | 61 |
| 8. 2011..... | XXX | XXX | XXX | XXX | XXX | XXX | 124 | 137 | 137 | 137 |
| 9. 2012..... | XXX | XXX | XXX | XXX | XXX | XXX | XXX | 98 | 111 | 111 |
| 10. 2013..... | XXX | XXX | XXX | XXX | XXX | XXX | XXX | XXX | 86 | 102 |
| 11. 2014..... | XXX | XXX | XXX | XXX | XXX | XXX | XXX | XXX | XXX | 93 |

Sch. P-Pt. 5F-Sn. 1A
NONE

Sch. P-Pt. 5F-Sn. 2A
NONE

Sch. P-Pt. 5F-Sn. 3A
NONE

Sch. P-Pt. 5F-Sn. 1B
NONE

Sch. P-Pt. 5F-Sn. 2B
NONE

Sch. P-Pt. 5F-Sn. 3B
NONE

SCHEDULE P - PART 5H - OTHER LIABILITY - OCCURRENCE

SECTION 1A

| Years in Which Premiums Were Earned and Losses Were Incurred | Cumulative Number of Claims Closed with Loss Payment Direct and Assumed at Year End | | | | | | | | | |
|--|---|-----------|-----------|-----------|-----------|-----------|-----------|-----------|-----------|------------|
| | 1 2005 | 2 2006 | 3 2007 | 4 2008 | 5 2009 | 6 2010 | 7 2011 | 8 2012 | 9 2013 | 10 2014 |
| 1. Prior..... | 4 | 34 | | | | 5 | 1,022 | 1 | 3 | (350) |
| 2. 2005..... | | | | | | | | | | |
| 3. 2006..... | XXX | | | | | | | | | |
| 4. 2007..... | XXX | XXX | | | | | | | | |
| 5. 2008..... | XXX | XXX | XXX | | | | | | | |
| 6. 2009..... | XXX | XXX | XXX | XXX | | | | | | |
| 7. 2010..... | XXX | XXX | XXX | XXX | XXX | | | | | |
| 8. 2011..... | XXX | XXX | XXX | XXX | XXX | XXX | | | | |
| 9. 2012..... | XXX | XXX | XXX | XXX | XXX | XXX | XXX | | | |
| 10. 2013..... | XXX | XXX | XXX | XXX | XXX | XXX | XXX | XXX | | |
| 11. 2014..... | XXX | XXX | XXX | XXX | XXX | XXX | XXX | XXX | XXX | |

SECTION 2A

| Years in Which Premiums Were Earned and Losses Were Incurred | Number of Claims Outstanding Direct and Assumed at Year End | | | | | | | | | |
|--|---|-----------|-----------|-----------|-----------|-----------|-----------|-----------|-----------|------------|
| | 1 2005 | 2 2006 | 3 2007 | 4 2008 | 5 2009 | 6 2010 | 7 2011 | 8 2012 | 9 2013 | 10 2014 |
| 1. Prior..... | 251 | 201 | 194 | 175 | 173 | 162 | 152 | 166 | 170 | 150 |
| 2. 2005..... | | | | | | | | | | |
| 3. 2006..... | XXX | | | | | | | | | |
| 4. 2007..... | XXX | XXX | | | | | | | | |
| 5. 2008..... | XXX | XXX | XXX | | | | | | | |
| 6. 2009..... | XXX | XXX | XXX | XXX | | | | | | |
| 7. 2010..... | XXX | XXX | XXX | XXX | XXX | | | | | |
| 8. 2011..... | XXX | XXX | XXX | XXX | XXX | XXX | | | | |
| 9. 2012..... | XXX | XXX | XXX | XXX | XXX | XXX | XXX | | | |
| 10. 2013..... | XXX | XXX | XXX | XXX | XXX | XXX | XXX | XXX | | |
| 11. 2014..... | XXX | XXX | XXX | XXX | XXX | XXX | XXX | XXX | XXX | |

SECTION 3A

| Years in Which Premiums Were Earned and Losses Were Incurred | Cumulative Number of Claims Reported Direct and Assumed at Year End | | | | | | | | | |
|--|---|-----------|-----------|-----------|-----------|-----------|-----------|-----------|-----------|------------|
| | 1 2005 | 2 2006 | 3 2007 | 4 2008 | 5 2009 | 6 2010 | 7 2011 | 8 2012 | 9 2013 | 10 2014 |
| 1. Prior..... | | | | | | | | | | |
| 2. 2005..... | | | | | | | | | | |
| 3. 2006..... | XXX | | | | | | | | | |
| 4. 2007..... | XXX | XXX | | | | | | | | |
| 5. 2008..... | XXX | XXX | XXX | | | | | | | |
| 6. 2009..... | XXX | XXX | XXX | XXX | | | | | | |
| 7. 2010..... | XXX | XXX | XXX | XXX | XXX | | | | | |
| 8. 2011..... | XXX | XXX | XXX | XXX | XXX | XXX | | | | |
| 9. 2012..... | XXX | XXX | XXX | XXX | XXX | XXX | XXX | | | |
| 10. 2013..... | XXX | XXX | XXX | XXX | XXX | XXX | XXX | XXX | | |
| 11. 2014..... | XXX | XXX | XXX | XXX | XXX | XXX | XXX | XXX | XXX | |

NONE

SCHEDULE P - PART 5H - OTHER LIABILITY - CLAIMS-MADE

SECTION 1B

| Years in Which Premiums Were Earned and Losses Were Incurred | Cumulative Number of Claims Closed with Loss Payment Direct and Assumed at Year End | | | | | | | | | |
|--|---|-----------|-----------|-----------|-----------|-----------|-----------|-----------|-----------|------------|
| | 1 2005 | 2 2006 | 3 2007 | 4 2008 | 5 2009 | 6 2010 | 7 2011 | 8 2012 | 9 2013 | 10 2014 |
| 1. Prior..... | | | | | | | | | | |
| 2. 2005..... | | | | | | | | | | |
| 3. 2006..... | XXX | | | | | | | | | |
| 4. 2007..... | XXX | XXX | | | | | | | | |
| 5. 2008..... | XXX | XXX | XXX | | | | | | | |
| 6. 2009..... | XXX | XXX | XXX | XXX | | | | | | |
| 7. 2010..... | XXX | XXX | XXX | XXX | XXX | | | | | |
| 8. 2011..... | XXX | XXX | XXX | XXX | XXX | XXX | | | | |
| 9. 2012..... | XXX | XXX | XXX | XXX | XXX | XXX | XXX | | | |
| 10. 2013..... | XXX | XXX | XXX | XXX | XXX | XXX | XXX | XXX | | |
| 11. 2014..... | XXX | XXX | XXX | XXX | XXX | XXX | XXX | XXX | XXX | |

SECTION 2B

| Years in Which Premiums Were Earned and Losses Were Incurred | Number of Claims Outstanding Direct and Assumed at Year End | | | | | | | | | |
|--|---|-----------|-----------|-----------|-----------|-----------|-----------|-----------|-----------|------------|
| | 1 2005 | 2 2006 | 3 2007 | 4 2008 | 5 2009 | 6 2010 | 7 2011 | 8 2012 | 9 2013 | 10 2014 |
| 1. Prior..... | | | | | | | | | | |
| 2. 2005..... | | | | | | | | | | |
| 3. 2006..... | XXX | | | | | | | | | |
| 4. 2007..... | XXX | XXX | | | | | | | | |
| 5. 2008..... | XXX | XXX | XXX | | | | | | | |
| 6. 2009..... | XXX | XXX | XXX | XXX | | | | | | |
| 7. 2010..... | XXX | XXX | XXX | XXX | XXX | | | | | |
| 8. 2011..... | XXX | XXX | XXX | XXX | XXX | XXX | | | | |
| 9. 2012..... | XXX | XXX | XXX | XXX | XXX | XXX | XXX | | | |
| 10. 2013..... | XXX | XXX | XXX | XXX | XXX | XXX | XXX | XXX | | |
| 11. 2014..... | XXX | XXX | XXX | XXX | XXX | XXX | XXX | XXX | XXX | |

SECTION 3B

| Years in Which Premiums Were Earned and Losses Were Incurred | Cumulative Number of Claims Reported Direct and Assumed at Year End | | | | | | | | | |
|--|---|-----------|-----------|-----------|-----------|-----------|-----------|-----------|-----------|------------|
| | 1 2005 | 2 2006 | 3 2007 | 4 2008 | 5 2009 | 6 2010 | 7 2011 | 8 2012 | 9 2013 | 10 2014 |
| 1. Prior..... | | | | | | | | | | |
| 2. 2005..... | | | | | | | | | | |
| 3. 2006..... | XXX | | | | | | | | | |
| 4. 2007..... | XXX | XXX | | | | | | | | |
| 5. 2008..... | XXX | XXX | XXX | | | | | | | |
| 6. 2009..... | XXX | XXX | XXX | XXX | | | | | | |
| 7. 2010..... | XXX | XXX | XXX | XXX | XXX | | | | | |
| 8. 2011..... | XXX | XXX | XXX | XXX | XXX | XXX | | | | |
| 9. 2012..... | XXX | XXX | XXX | XXX | XXX | XXX | XXX | | | |
| 10. 2013..... | XXX | XXX | XXX | XXX | XXX | XXX | XXX | XXX | | |
| 11. 2014..... | XXX | XXX | XXX | XXX | XXX | XXX | XXX | XXX | XXX | |

SCHEDULE P - PART 5R - PRODUCTS LIABILITY - OCCURRENCE

SECTION 1A

| Years in Which Premiums Were Earned and Losses Were Incurred | Cumulative Number of Claims Closed with Loss Payment Direct and Assumed at Year End | | | | | | | | | |
|--|---|-----------|-----------|-----------|-----------|-----------|-----------|-----------|-----------|------------|
| | 1 2005 | 2 2006 | 3 2007 | 4 2008 | 5 2009 | 6 2010 | 7 2011 | 8 2012 | 9 2013 | 10 2014 |
| 1. Prior..... | 193 | 111 | 59 | 56 | 43 | 42 | 27 | 14 | 1 | 117 |
| 2. 2005..... | | | | | | | | | | |
| 3. 2006..... | XXX | | | | | | | | | |
| 4. 2007..... | XXX | XXX | | | | | | | | |
| 5. 2008..... | XXX | XXX | XXX | | | | | | | |
| 6. 2009..... | XXX | XXX | XXX | XXX | | | | | | |
| 7. 2010..... | XXX | XXX | XXX | XXX | XXX | | | | | |
| 8. 2011..... | XXX | XXX | XXX | XXX | XXX | XXX | | | | |
| 9. 2012..... | XXX | XXX | XXX | XXX | XXX | XXX | XXX | | | |
| 10. 2013..... | XXX | XXX | XXX | XXX | XXX | XXX | XXX | XXX | | |
| 11. 2014..... | XXX | XXX | XXX | XXX | XXX | XXX | XXX | XXX | XXX | |

SECTION 2A

| Years in Which Premiums Were Earned and Losses Were Incurred | Number of Claims Outstanding Direct and Assumed at Year End | | | | | | | | | |
|--|---|-----------|-----------|-----------|-----------|-----------|-----------|-----------|-----------|------------|
| | 1 2005 | 2 2006 | 3 2007 | 4 2008 | 5 2009 | 6 2010 | 7 2011 | 8 2012 | 9 2013 | 10 2014 |
| 1. Prior..... | 6,663 | 6,209 | 6,254 | 5,166 | 2,998 | 1,401 | 1,390 | 1,374 | 248 | 247 |
| 2. 2005..... | | | | | | | | | | |
| 3. 2006..... | XXX | | | | | | | | | |
| 4. 2007..... | XXX | XXX | | | | | | | | |
| 5. 2008..... | XXX | XXX | XXX | | | | | | | |
| 6. 2009..... | XXX | XXX | XXX | XXX | | | | | | |
| 7. 2010..... | XXX | XXX | XXX | XXX | XXX | | | | | |
| 8. 2011..... | XXX | XXX | XXX | XXX | XXX | XXX | | | | |
| 9. 2012..... | XXX | XXX | XXX | XXX | XXX | XXX | XXX | | | |
| 10. 2013..... | XXX | XXX | XXX | XXX | XXX | XXX | XXX | XXX | | |
| 11. 2014..... | XXX | XXX | XXX | XXX | XXX | XXX | XXX | XXX | XXX | |

SECTION 3A

| Years in Which Premiums Were Earned and Losses Were Incurred | Cumulative Number of Claims Reported Direct and Assumed at Year End | | | | | | | | | |
|--|---|-----------|-----------|-----------|-----------|-----------|-----------|-----------|-----------|------------|
| | 1 2005 | 2 2006 | 3 2007 | 4 2008 | 5 2009 | 6 2010 | 7 2011 | 8 2012 | 9 2013 | 10 2014 |
| 1. Prior..... | | | | | | | | | | |
| 2. 2005..... | | | | | | | | | | |
| 3. 2006..... | XXX | | | | | | | | | |
| 4. 2007..... | XXX | XXX | | | | | | | | |
| 5. 2008..... | XXX | XXX | XXX | | | | | | | |
| 6. 2009..... | XXX | XXX | XXX | XXX | | | | | | |
| 7. 2010..... | XXX | XXX | XXX | XXX | XXX | | | | | |
| 8. 2011..... | XXX | XXX | XXX | XXX | XXX | XXX | | | | |
| 9. 2012..... | XXX | XXX | XXX | XXX | XXX | XXX | XXX | | | |
| 10. 2013..... | XXX | XXX | XXX | XXX | XXX | XXX | XXX | XXX | | |
| 11. 2014..... | XXX | XXX | XXX | XXX | XXX | XXX | XXX | XXX | XXX | |

NONE

**Sch. P-Pt. 5R-Sn. 1B
NONE**

**Sch. P-Pt. 5R-Sn. 2B
NONE**

**Sch. P-Pt. 5R-Sn. 3B
NONE**

**Sch. P-Pt. 5T-Sn. 1
NONE**

**Sch. P-Pt. 5T-Sn. 2
NONE**

**Sch. P-Pt. 5T-Sn. 3
NONE**

SCHEDULE P - PART 6C - COMMERCIAL AUTO/TRUCK LIABILITY/MEDICAL

SECTION 1

| Years in Which Premiums Were Earned and Losses Were Incurred | Cumulative Premiums Earned Direct and Assumed at Year End (\$000 omitted) | | | | | | | | | | 11 Current Year Premiums Earned |
|--|---|-----------|-----------|-----------|-----------|-----------|-----------|-----------|-----------|------------|------------------------------------|
| | 1 2005 | 2 2006 | 3 2007 | 4 2008 | 5 2009 | 6 2010 | 7 2011 | 8 2012 | 9 2013 | 10 2014 | |
| 1. Prior..... | | | | | | | | | | | 0 |
| 2. 2005..... | | | | | | | | | | | 0 |
| 3. 2006..... | .XXX | | | | | | | | | | 0 |
| 4. 2007..... | .XXX | .XXX | | | | | | | | | 0 |
| 5. 2008..... | .XXX | .XXX | .XXX | | | | | | | | 0 |
| 6. 2009..... | .XXX | .XXX | .XXX | .XXX | | | | | | | 0 |
| 7. 2010..... | .XXX | .XXX | .XXX | .XXX | .XXX | | | | | | 0 |
| 8. 2011..... | .XXX | .XXX | .XXX | .XXX | .XXX | .XXX | | | | | 0 |
| 9. 2012..... | .XXX | .XXX | .XXX | .XXX | .XXX | .XXX | .XXX | | | | 0 |
| 10. 2013..... | .XXX | .XXX | .XXX | .XXX | .XXX | .XXX | .XXX | .XXX | | | 0 |
| 11. 2014..... | .XXX | .XXX | .XXX | .XXX | .XXX | .XXX | .XXX | .XXX | .XXX | | 0 |
| 12. Total..... | .XXX | .XXX | .XXX | .XXX | .XXX | .XXX | .XXX | .XXX | .XXX | .XXX | 0 |
| 13. Earned Prems.(P-Pt 1) | | | | | | | | | | | .XXX |

SECTION 2

| Years in Which Premiums Were Earned and Losses Were Incurred | Cumulative Premiums Earned Ceded at Year End (\$000 omitted) | | | | | | | | | | 11 Current Year Premiums Earned |
|--|--|-----------|-----------|-----------|-----------|-----------|-----------|-----------|-----------|------------|------------------------------------|
| | 1 2005 | 2 2006 | 3 2007 | 4 2008 | 5 2009 | 6 2010 | 7 2011 | 8 2012 | 9 2013 | 10 2014 | |
| 1. Prior..... | | | | | | | | | | | 0 |
| 2. 2005..... | | | | | | | | | | | 0 |
| 3. 2006..... | .XXX | | | | | | | | | | 0 |
| 4. 2007..... | .XXX | .XXX | | | | | | | | | 0 |
| 5. 2008..... | .XXX | .XXX | .XXX | | | | | | | | 0 |
| 6. 2009..... | .XXX | .XXX | .XXX | .XXX | | | | | | | 0 |
| 7. 2010..... | .XXX | .XXX | .XXX | .XXX | .XXX | | | | | | 0 |
| 8. 2011..... | .XXX | .XXX | .XXX | .XXX | .XXX | .XXX | | | | | 0 |
| 9. 2012..... | .XXX | .XXX | .XXX | .XXX | .XXX | .XXX | .XXX | | | | 0 |
| 10. 2013..... | .XXX | .XXX | .XXX | .XXX | .XXX | .XXX | .XXX | .XXX | | | 0 |
| 11. 2014..... | .XXX | .XXX | .XXX | .XXX | .XXX | .XXX | .XXX | .XXX | .XXX | | 0 |
| 12. Total..... | .XXX | .XXX | .XXX | .XXX | .XXX | .XXX | .XXX | .XXX | .XXX | .XXX | 0 |
| 13. Earned Prems.(P-Pt 1) | | | | | | | | | | | .XXX |

**SCHEDULE P - PART 6D - WORKERS' COMPENSATION
(EXCLUDING EXCESS WORKERS' COMPENSATION)**

SECTION 1

| Years in Which Premiums Were Earned and Losses Were Incurred | Cumulative Premiums Earned Direct and Assumed at Year End (\$000 omitted) | | | | | | | | | | 11 Current Year Premiums Earned |
|--|---|-----------|-----------|-----------|-----------|-----------|-----------|-----------|-----------|------------|------------------------------------|
| | 1 2005 | 2 2006 | 3 2007 | 4 2008 | 5 2009 | 6 2010 | 7 2011 | 8 2012 | 9 2013 | 10 2014 | |
| 1. Prior..... | | | | | | | | | | | 0 |
| 2. 2005..... | | | | | | | | | | | 0 |
| 3. 2006..... | .XXX | | | | | | | | | | 0 |
| 4. 2007..... | .XXX | .XXX | | | | | | | | | 0 |
| 5. 2008..... | .XXX | .XXX | .XXX | 0 | 0 | 0 | 0 | 0 | 0 | 0 | 0 |
| 6. 2009..... | .XXX | .XXX | .XXX | .XXX | 0 | 0 | 0 | 0 | 0 | 0 | 0 |
| 7. 2010..... | .XXX | .XXX | .XXX | .XXX | .XXX | 0 | 0 | 0 | 0 | 0 | 0 |
| 8. 2011..... | .XXX | .XXX | .XXX | .XXX | .XXX | .XXX | 0 | 0 | 0 | 0 | 0 |
| 9. 2012..... | .XXX | .XXX | .XXX | .XXX | .XXX | .XXX | .XXX | 0 | 0 | 0 | 0 |
| 10. 2013..... | .XXX | .XXX | .XXX | .XXX | .XXX | .XXX | .XXX | .XXX | | | 0 |
| 11. 2014..... | .XXX | .XXX | .XXX | .XXX | .XXX | .XXX | .XXX | .XXX | .XXX | | 0 |
| 12. Total..... | .XXX | .XXX | .XXX | .XXX | .XXX | .XXX | .XXX | .XXX | .XXX | .XXX | 0 |
| 13. Earned Prems.(P-Pt 1) | 0 | 0 | | | 0 | 0 | 0 | | | | .XXX |

SECTION 2

| Years in Which Premiums Were Earned and Losses Were Incurred | Cumulative Premiums Earned Ceded at Year End (\$000 omitted) | | | | | | | | | | 11 Current Year Premiums Earned |
|--|--|-----------|-----------|-----------|-----------|-----------|-----------|-----------|-----------|------------|------------------------------------|
| | 1 2005 | 2 2006 | 3 2007 | 4 2008 | 5 2009 | 6 2010 | 7 2011 | 8 2012 | 9 2013 | 10 2014 | |
| 1. Prior..... | | | | | | | | | | | 0 |
| 2. 2005..... | | | | | | | | | | | 0 |
| 3. 2006..... | .XXX | | | | | | | | | | 0 |
| 4. 2007..... | .XXX | .XXX | | | | | | | | | 0 |
| 5. 2008..... | .XXX | .XXX | .XXX | | | | | | | | 0 |
| 6. 2009..... | .XXX | .XXX | .XXX | .XXX | 0 | 0 | 0 | 0 | 0 | 0 | 0 |
| 7. 2010..... | .XXX | .XXX | .XXX | .XXX | .XXX | | | | | | 0 |
| 8. 2011..... | .XXX | .XXX | .XXX | .XXX | .XXX | .XXX | | | | | 0 |
| 9. 2012..... | .XXX | .XXX | .XXX | .XXX | .XXX | .XXX | .XXX | | | | 0 |
| 10. 2013..... | .XXX | .XXX | .XXX | .XXX | .XXX | .XXX | .XXX | .XXX | | | 0 |
| 11. 2014..... | .XXX | .XXX | .XXX | .XXX | .XXX | .XXX | .XXX | .XXX | .XXX | | 0 |
| 12. Total..... | .XXX | .XXX | .XXX | .XXX | .XXX | .XXX | .XXX | .XXX | .XXX | .XXX | 0 |
| 13. Earned Prems.(P-Pt 1) | | | | | | | | | | | .XXX |

SCHEDULE P - PART 6E - COMMERCIAL MULTIPLE PERIL

SECTION 1

| Years in Which Premiums Were Earned and Losses Were Incurred | Cumulative Premiums Earned Direct and Assumed at Year End (\$000 omitted) | | | | | | | | | | 11 Current Year Premiums Earned |
|--|---|-----------|-----------|-----------|-----------|-----------|-----------|-----------|-----------|------------|------------------------------------|
| | 1 2005 | 2 2006 | 3 2007 | 4 2008 | 5 2009 | 6 2010 | 7 2011 | 8 2012 | 9 2013 | 10 2014 | |
| 1. Prior..... | | | | | | | | | | | 0 |
| 2. 2005..... | 45,999 | 45,999 | 45,999 | 45,999 | 45,999 | 45,999 | 45,999 | 45,999 | 45,999 | 45,999 | 45,999 |
| 3. 2006..... | XXX | 57,736 | 57,736 | 57,736 | 57,736 | 57,736 | 57,736 | 57,736 | 57,736 | 57,736 | 57,736 |
| 4. 2007..... | XXX | XXX | 70,069 | 70,069 | 70,069 | 70,069 | 70,069 | 70,069 | 70,069 | 70,069 | 70,069 |
| 5. 2008..... | XXX | XXX | XXX | 70,973 | 70,973 | 70,973 | 70,973 | 70,973 | 70,973 | 70,973 | 70,973 |
| 6. 2009..... | XXX | XXX | XXX | XXX | 70,465 | 70,465 | 70,465 | 70,465 | 70,465 | 70,465 | 70,465 |
| 7. 2010..... | XXX | XXX | XXX | XXX | XXX | 69,920 | 69,920 | 69,920 | 69,920 | 69,920 | 69,920 |
| 8. 2011..... | XXX | XXX | XXX | XXX | XXX | XXX | 75,310 | 75,310 | 75,310 | 75,310 | 75,310 |
| 9. 2012..... | XXX | XXX | XXX | XXX | XXX | XXX | XXX | 78,942 | 78,942 | 78,942 | 78,942 |
| 10. 2013..... | XXX | XXX | XXX | XXX | XXX | XXX | XXX | XXX | 78,281 | 78,281 | 78,281 |
| 11. 2014..... | XXX | XXX | XXX | XXX | XXX | XXX | XXX | XXX | XXX | 81,564 | 81,564 |
| 12. Total..... | XXX | XXX | XXX | XXX | XXX | XXX | XXX | XXX | XXX | XXX | 81,564 |
| 13. Earned Prems.(P-Pt 1)..... | 45,999 | 57,736 | 70,069 | 70,973 | 70,465 | 69,920 | 75,310 | 78,942 | 78,281 | 81,564 | XXX |

SECTION 2

| Years in Which Premiums Were Earned and Losses Were Incurred | Cumulative Premiums Earned Ceded at Year End (\$000 omitted) | | | | | | | | | | 11 Current Year Premiums Earned |
|--|--|-----------|-----------|-----------|-----------|-----------|-----------|-----------|-----------|------------|------------------------------------|
| | 1 2005 | 2 2006 | 3 2007 | 4 2008 | 5 2009 | 6 2010 | 7 2011 | 8 2012 | 9 2013 | 10 2014 | |
| 1. Prior..... | | | | | | | | | | | 0 |
| 2. 2005..... | 10,944 | 10,944 | 10,944 | 10,944 | 10,944 | 10,944 | 10,944 | 10,944 | 10,944 | 10,944 | 10,944 |
| 3. 2006..... | XXX | 14,489 | 14,489 | 14,489 | 14,489 | 14,489 | 14,489 | 14,489 | 14,489 | 14,489 | 14,489 |
| 4. 2007..... | XXX | XXX | 16,672 | 16,672 | 16,672 | 16,672 | 16,672 | 16,672 | 16,672 | 16,672 | 16,672 |
| 5. 2008..... | XXX | XXX | XXX | 13,447 | 13,447 | 13,447 | 13,447 | 13,447 | 13,447 | 13,447 | 13,447 |
| 6. 2009..... | XXX | XXX | XXX | XXX | 12,371 | 12,371 | 12,371 | 12,371 | 12,371 | 12,371 | 12,371 |
| 7. 2010..... | XXX | XXX | XXX | XXX | XXX | 13,459 | 13,459 | 13,459 | 13,459 | 13,459 | 13,459 |
| 8. 2011..... | XXX | XXX | XXX | XXX | XXX | XXX | 15,122 | 15,122 | 15,122 | 15,122 | 15,122 |
| 9. 2012..... | XXX | XXX | XXX | XXX | XXX | XXX | XXX | 16,582 | 16,582 | 16,582 | 16,582 |
| 10. 2013..... | XXX | XXX | XXX | XXX | XXX | XXX | XXX | XXX | 15,511 | 15,511 | 15,511 |
| 11. 2014..... | XXX | XXX | XXX | XXX | XXX | XXX | XXX | XXX | XXX | 13,713 | 13,713 |
| 12. Total..... | XXX | XXX | XXX | XXX | XXX | XXX | XXX | XXX | XXX | XXX | 13,713 |
| 13. Earned Prems.(P-Pt 1)..... | 10,944 | 14,489 | 16,672 | 13,447 | 12,371 | 13,459 | 15,122 | 16,582 | 15,511 | 13,713 | XXX |

SCHEDULE P - PART 6H - OTHER LIABILITY - OCCURRENCE

SECTION 1A

| Years in Which Premiums Were Earned and Losses Were Incurred | Cumulative Premiums Earned Direct and Assumed at Year End (\$000 omitted) | | | | | | | | | | 11 Current Year Premiums Earned |
|--|---|-----------|-----------|-----------|-----------|-----------|-----------|-----------|-----------|------------|------------------------------------|
| | 1 2005 | 2 2006 | 3 2007 | 4 2008 | 5 2009 | 6 2010 | 7 2011 | 8 2012 | 9 2013 | 10 2014 | |
| 1. Prior..... | | | | | | | | | | | 0 |
| 2. 2005..... | | | | | | | | | | | 0 |
| 3. 2006..... | XXX | | | | | | | | | | 0 |
| 4. 2007..... | XXX | XXX | | | | | | | | | 0 |
| 5. 2008..... | XXX | XXX | XXX | | | | | | | | 0 |
| 6. 2009..... | XXX | XXX | XXX | XXX | | | | | | | 0 |
| 7. 2010..... | XXX | XXX | XXX | XXX | XXX | | | | | | 0 |
| 8. 2011..... | XXX | XXX | XXX | XXX | XXX | XXX | | | | | 0 |
| 9. 2012..... | XXX | XXX | XXX | XXX | XXX | XXX | XXX | | | | 0 |
| 10. 2013..... | XXX | XXX | XXX | XXX | XXX | XXX | XXX | XXX | | | 0 |
| 11. 2014..... | XXX | XXX | XXX | XXX | XXX | XXX | XXX | XXX | XXX | | 0 |
| 12. Total..... | XXX | XXX | XXX | XXX | XXX | XXX | XXX | XXX | XXX | XXX | 0 |
| 13. Earned Prems.(P-Pt 1)..... | | | | | | | | | | | XXX |

SECTION 2A

| Years in Which Premiums Were Earned and Losses Were Incurred | Cumulative Premiums Earned Ceded at Year End (\$000 omitted) | | | | | | | | | | 11 Current Year Premiums Earned |
|--|--|-----------|-----------|-----------|-----------|-----------|-----------|-----------|-----------|------------|------------------------------------|
| | 1 2005 | 2 2006 | 3 2007 | 4 2008 | 5 2009 | 6 2010 | 7 2011 | 8 2012 | 9 2013 | 10 2014 | |
| 1. Prior..... | | | | | | | | | | | 0 |
| 2. 2005..... | | | | | | | | | | | 0 |
| 3. 2006..... | XXX | | | | | | | | | | 0 |
| 4. 2007..... | XXX | XXX | | | | | | | | | 0 |
| 5. 2008..... | XXX | XXX | XXX | | | | | | | | 0 |
| 6. 2009..... | XXX | XXX | XXX | XXX | | | | | | | 0 |
| 7. 2010..... | XXX | XXX | XXX | XXX | XXX | | | | | | 0 |
| 8. 2011..... | XXX | XXX | XXX | XXX | XXX | XXX | | | | | 0 |
| 9. 2012..... | XXX | XXX | XXX | XXX | XXX | XXX | XXX | | | | 0 |
| 10. 2013..... | XXX | XXX | XXX | XXX | XXX | XXX | XXX | XXX | | | 0 |
| 11. 2014..... | XXX | XXX | XXX | XXX | XXX | XXX | XXX | XXX | XXX | | 0 |
| 12. Total..... | XXX | XXX | XXX | XXX | XXX | XXX | XXX | XXX | XXX | XXX | 0 |
| 13. Earned Prems.(P-Pt 1)..... | | | | | | | | | | | XXX |

SCHEDULE P - PART 6H - OTHER LIABILITY - CLAIMS-MADE

SECTION 1B

| Years in Which Premiums Were Earned and Losses Were Incurred | Cumulative Premiums Earned Direct and Assumed at Year End (\$000 omitted) | | | | | | | | | | 11 Current Year Premiums Earned |
|--|---|-----------|-----------|-----------|-----------|-----------|-----------|-----------|-----------|------------|------------------------------------|
| | 1 2005 | 2 2006 | 3 2007 | 4 2008 | 5 2009 | 6 2010 | 7 2011 | 8 2012 | 9 2013 | 10 2014 | |
| 1. Prior..... | | | | | | | | | | | 0 |
| 2. 2005..... | | | | | | | | | | | 0 |
| 3. 2006..... | .XXX | | | | | | | | | | 0 |
| 4. 2007..... | .XXX | .XXX | | | | | | | | | 0 |
| 5. 2008..... | .XXX | .XXX | .XXX | | | | | | | | 0 |
| 6. 2009..... | .XXX | .XXX | .XXX | .XXX | | | | | | | 0 |
| 7. 2010..... | .XXX | .XXX | .XXX | .XXX | .XXX | | | | | | 0 |
| 8. 2011..... | .XXX | .XXX | .XXX | .XXX | .XXX | .XXX | | | | | 0 |
| 9. 2012..... | .XXX | .XXX | .XXX | .XXX | .XXX | .XXX | .XXX | | | | 0 |
| 10. 2013..... | .XXX | .XXX | .XXX | .XXX | .XXX | .XXX | .XXX | .XXX | | | 0 |
| 11. 2014..... | .XXX | .XXX | .XXX | .XXX | .XXX | .XXX | .XXX | .XXX | .XXX | | 0 |
| 12. Total..... | .XXX | .XXX | .XXX | .XXX | .XXX | .XXX | .XXX | .XXX | .XXX | .XXX | 0 |
| 13. Earned Prems.(P-Pt 1) | | | | | | | | | | | .XXX |

SECTION 2B

| Years in Which Premiums Were Earned and Losses Were Incurred | Cumulative Premiums Earned Ceded at Year End (\$000 omitted) | | | | | | | | | | 11 Current Year Premiums Earned |
|--|--|-----------|-----------|-----------|-----------|-----------|-----------|-----------|-----------|------------|------------------------------------|
| | 1 2005 | 2 2006 | 3 2007 | 4 2008 | 5 2009 | 6 2010 | 7 2011 | 8 2012 | 9 2013 | 10 2014 | |
| 1. Prior..... | | | | | | | | | | | 0 |
| 2. 2005..... | | | | | | | | | | | 0 |
| 3. 2006..... | .XXX | | | | | | | | | | 0 |
| 4. 2007..... | .XXX | .XXX | | | | | | | | | 0 |
| 5. 2008..... | .XXX | .XXX | .XXX | | | | | | | | 0 |
| 6. 2009..... | .XXX | .XXX | .XXX | .XXX | | | | | | | 0 |
| 7. 2010..... | .XXX | .XXX | .XXX | .XXX | .XXX | | | | | | 0 |
| 8. 2011..... | .XXX | .XXX | .XXX | .XXX | .XXX | .XXX | | | | | 0 |
| 9. 2012..... | .XXX | .XXX | .XXX | .XXX | .XXX | .XXX | .XXX | | | | 0 |
| 10. 2013..... | .XXX | .XXX | .XXX | .XXX | .XXX | .XXX | .XXX | .XXX | | | 0 |
| 11. 2014..... | .XXX | .XXX | .XXX | .XXX | .XXX | .XXX | .XXX | .XXX | .XXX | | 0 |
| 12. Total..... | .XXX | .XXX | .XXX | .XXX | .XXX | .XXX | .XXX | .XXX | .XXX | .XXX | 0 |
| 13. Earned Prems.(P-Pt 1) | | | | | | | | | | | .XXX |

SCHEDULE P - PART 6M - INTERNATIONAL

SECTION 1

| Years in Which Premiums Were Earned and Losses Were Incurred | Cumulative Premiums Earned Direct and Assumed at Year End (\$000 omitted) | | | | | | | | | | 11 Current Year Premiums Earned |
|--|---|-----------|-----------|-----------|-----------|-----------|-----------|-----------|-----------|------------|------------------------------------|
| | 1 2005 | 2 2006 | 3 2007 | 4 2008 | 5 2009 | 6 2010 | 7 2011 | 8 2012 | 9 2013 | 10 2014 | |
| 1. Prior..... | | | | | | | | | | | 0 |
| 2. 2005..... | | | | | | | | | | | 0 |
| 3. 2006..... | .XXX | | | | | | | | | | 0 |
| 4. 2007..... | .XXX | .XXX | | | | | | | | | 0 |
| 5. 2008..... | .XXX | .XXX | .XXX | | | | | | | | 0 |
| 6. 2009..... | .XXX | .XXX | .XXX | .XXX | | | | | | | 0 |
| 7. 2010..... | .XXX | .XXX | .XXX | .XXX | .XXX | | | | | | 0 |
| 8. 2011..... | .XXX | .XXX | .XXX | .XXX | .XXX | .XXX | | | | | 0 |
| 9. 2012..... | .XXX | .XXX | .XXX | .XXX | .XXX | .XXX | .XXX | | | | 0 |
| 10. 2013..... | .XXX | .XXX | .XXX | .XXX | .XXX | .XXX | .XXX | .XXX | | | 0 |
| 11. 2014..... | .XXX | .XXX | .XXX | .XXX | .XXX | .XXX | .XXX | .XXX | .XXX | | 0 |
| 12. Total..... | .XXX | .XXX | .XXX | .XXX | .XXX | .XXX | .XXX | .XXX | .XXX | .XXX | 0 |
| 13. Earned Prems.(P-Pt 1) | | | | | | | | | | | .XXX |

SECTION 2

| Years in Which Premiums Were Earned and Losses Were Incurred | Cumulative Premiums Earned Ceded at Year End (\$000 omitted) | | | | | | | | | | 11 Current Year Premiums Earned |
|--|--|-----------|-----------|-----------|-----------|-----------|-----------|-----------|-----------|------------|------------------------------------|
| | 1 2005 | 2 2006 | 3 2007 | 4 2008 | 5 2009 | 6 2010 | 7 2011 | 8 2012 | 9 2013 | 10 2014 | |
| 1. Prior..... | | | | | | | | | | | 0 |
| 2. 2005..... | | | | | | | | | | | 0 |
| 3. 2006..... | .XXX | | | | | | | | | | 0 |
| 4. 2007..... | .XXX | .XXX | | | | | | | | | 0 |
| 5. 2008..... | .XXX | .XXX | .XXX | | | | | | | | 0 |
| 6. 2009..... | .XXX | .XXX | .XXX | .XXX | | | | | | | 0 |
| 7. 2010..... | .XXX | .XXX | .XXX | .XXX | .XXX | | | | | | 0 |
| 8. 2011..... | .XXX | .XXX | .XXX | .XXX | .XXX | .XXX | | | | | 0 |
| 9. 2012..... | .XXX | .XXX | .XXX | .XXX | .XXX | .XXX | .XXX | | | | 0 |
| 10. 2013..... | .XXX | .XXX | .XXX | .XXX | .XXX | .XXX | .XXX | .XXX | | | 0 |
| 11. 2014..... | .XXX | .XXX | .XXX | .XXX | .XXX | .XXX | .XXX | .XXX | .XXX | | 0 |
| 12. Total..... | .XXX | .XXX | .XXX | .XXX | .XXX | .XXX | .XXX | .XXX | .XXX | .XXX | 0 |
| 13. Earned Prems.(P-Pt 1) | | | | | | | | | | | .XXX |

SCHEDULE P - PART 6N - REINSURANCE

NONPROPORTIONAL ASSUMED PROPERTY

SECTION 1

| Years in Which Premiums Were Earned and Losses Were Incurred | Cumulative Premiums Earned Direct and Assumed at Year End (\$000 omitted) | | | | | | | | | | 11 Current Year Premiums Earned |
|--|---|-----------|-----------|-----------|-----------|-----------|-----------|-----------|-----------|------------|------------------------------------|
| | 1 2005 | 2 2006 | 3 2007 | 4 2008 | 5 2009 | 6 2010 | 7 2011 | 8 2012 | 9 2013 | 10 2014 | |
| 1. Prior..... | | | | | | | | | | | 0 |
| 2. 2005..... | | | | | | | | | | | 0 |
| 3. 2006..... | XXX | | | | | | | | | | 0 |
| 4. 2007..... | XXX | XXX | | | | | | | | | 0 |
| 5. 2008..... | XXX | XXX | XXX | | | | | | | | 0 |
| 6. 2009..... | XXX | XXX | XXX | XXX | | | | | | | 0 |
| 7. 2010..... | XXX | XXX | XXX | XXX | XXX | | | | | | 0 |
| 8. 2011..... | XXX | XXX | XXX | XXX | XXX | XXX | | | | | 0 |
| 9. 2012..... | XXX | XXX | XXX | XXX | XXX | XXX | XXX | | | | 0 |
| 10. 2013..... | XXX | XXX | XXX | XXX | XXX | XXX | XXX | XXX | | | 0 |
| 11. 2014..... | XXX | XXX | XXX | XXX | XXX | XXX | XXX | XXX | XXX | | 0 |
| 12. Total..... | XXX | XXX | XXX | XXX | XXX | XXX | XXX | XXX | XXX | XXX | 0 |
| 13. Earned Prems.(P-Pt.1) | | | | | | | | | | | XXX |

SECTION 2

| Years in Which Premiums Were Earned and Losses Were Incurred | Cumulative Premiums Earned Ceded at Year End (\$000 omitted) | | | | | | | | | | 11 Current Year Premiums Earned |
|--|--|-----------|-----------|-----------|-----------|-----------|-----------|-----------|-----------|------------|------------------------------------|
| | 1 2005 | 2 2006 | 3 2007 | 4 2008 | 5 2009 | 6 2010 | 7 2011 | 8 2012 | 9 2013 | 10 2014 | |
| 1. Prior..... | | | | | | | | | | | 0 |
| 2. 2005..... | 50,284 | 50,284 | 50,284 | 50,284 | 50,284 | 50,284 | 50,284 | 50,284 | 50,284 | 50,284 | 50,284 |
| 3. 2006..... | XXX | 80,712 | 80,712 | 80,712 | 80,712 | 80,712 | 80,712 | 80,712 | 80,712 | 80,712 | 80,712 |
| 4. 2007..... | XXX | XXX | 108,347 | 108,347 | 108,347 | 108,347 | 108,347 | 108,347 | 108,347 | 108,347 | 108,347 |
| 5. 2008..... | XXX | XXX | XXX | 137,403 | 137,403 | 137,403 | 137,403 | 137,403 | 137,403 | 137,403 | 137,403 |
| 6. 2009..... | XXX | XXX | XXX | XXX | 124,693 | 124,693 | 124,693 | 124,693 | 124,693 | 124,693 | 124,693 |
| 7. 2010..... | XXX | XXX | XXX | XXX | XXX | 163,421 | 163,421 | 163,421 | 163,421 | 163,421 | 163,421 |
| 8. 2011..... | XXX | XXX | XXX | XXX | XXX | XXX | 190,159 | 190,159 | 190,159 | 190,159 | 190,159 |
| 9. 2012..... | XXX | XXX | XXX | XXX | XXX | XXX | XXX | 251,162 | 251,162 | 251,162 | 251,162 |
| 10. 2013..... | XXX | XXX | XXX | XXX | XXX | XXX | XXX | XXX | 287,449 | 287,449 | 287,449 |
| 11. 2014..... | XXX | XXX | XXX | XXX | XXX | XXX | XXX | XXX | XXX | 291,913 | 291,913 |
| 12. Total..... | XXX | XXX | XXX | XXX | XXX | XXX | XXX | XXX | XXX | XXX | 291,913 |
| 13. Earned Prems.(P-Pt.1) | 50,284 | 80,712 | 108,347 | 137,403 | 124,693 | 163,421 | 190,159 | 251,162 | 287,449 | 291,913 | XXX |

SCHEDULE P - PART 6O - REINSURANCE

NONPROPORTIONAL ASSUMED LIABILITY

SECTION 1

| Years in Which Premiums Were Earned and Losses Were Incurred | Cumulative Premiums Earned Direct and Assumed at Year End (\$000 omitted) | | | | | | | | | | 11 Current Year Premiums Earned |
|--|---|-----------|-----------|-----------|-----------|-----------|-----------|-----------|-----------|------------|------------------------------------|
| | 1 2005 | 2 2006 | 3 2007 | 4 2008 | 5 2009 | 6 2010 | 7 2011 | 8 2012 | 9 2013 | 10 2014 | |
| 1. Prior..... | | | | | | | | | | | 0 |
| 2. 2005..... | | | | | | | | | | | 0 |
| 3. 2006..... | XXX | | | | | | | | | | 0 |
| 4. 2007..... | XXX | XXX | | | | | | | | | 0 |
| 5. 2008..... | XXX | XXX | XXX | | | | | | | | 0 |
| 6. 2009..... | XXX | XXX | XXX | XXX | | | | | | | 0 |
| 7. 2010..... | XXX | XXX | XXX | XXX | XXX | | | | | | 0 |
| 8. 2011..... | XXX | XXX | XXX | XXX | XXX | XXX | | | | | 0 |
| 9. 2012..... | XXX | XXX | XXX | XXX | XXX | XXX | XXX | | | | 0 |
| 10. 2013..... | XXX | XXX | XXX | XXX | XXX | XXX | XXX | XXX | (8) | (8) | (8) |
| 11. 2014..... | XXX | XXX | XXX | XXX | XXX | XXX | XXX | XXX | XXX | (3) | (3) |
| 12. Total..... | XXX | XXX | XXX | XXX | XXX | XXX | XXX | XXX | XXX | XXX | (3) |
| 13. Earned Prems.(P-Pt.1) | | | | | | | | | (8) | (3) | XXX |

SECTION 2

| Years in Which Premiums Were Earned and Losses Were Incurred | Cumulative Premiums Earned Ceded at Year End (\$000 omitted) | | | | | | | | | | 11 Current Year Premiums Earned |
|--|--|-----------|-----------|-----------|-----------|-----------|-----------|-----------|-----------|------------|------------------------------------|
| | 1 2005 | 2 2006 | 3 2007 | 4 2008 | 5 2009 | 6 2010 | 7 2011 | 8 2012 | 9 2013 | 10 2014 | |
| 1. Prior..... | | | | | | | | | | | 0 |
| 2. 2005..... | | | | | | | | | | | 0 |
| 3. 2006..... | XXX | | | | | | | | | | 0 |
| 4. 2007..... | XXX | XXX | | | | | | | | | 0 |
| 5. 2008..... | XXX | XXX | XXX | | | | | | | | 0 |
| 6. 2009..... | XXX | XXX | XXX | XXX | | | | | | | 0 |
| 7. 2010..... | XXX | XXX | XXX | XXX | XXX | | | | | | 0 |
| 8. 2011..... | XXX | XXX | XXX | XXX | XXX | XXX | | | | | 0 |
| 9. 2012..... | XXX | XXX | XXX | XXX | XXX | XXX | XXX | | | | 0 |
| 10. 2013..... | XXX | XXX | XXX | XXX | XXX | XXX | XXX | XXX | | | 0 |
| 11. 2014..... | XXX | XXX | XXX | XXX | XXX | XXX | XXX | XXX | XXX | | 0 |
| 12. Total..... | XXX | XXX | XXX | XXX | XXX | XXX | XXX | XXX | XXX | XXX | 0 |
| 13. Earned Prems.(P-Pt.1) | | | | | | | | | | | XXX |

SCHEDULE P - PART 6R - PRODUCTS LIABILITY - OCCURRENCE

SECTION 1A

| Years in Which Premiums Were Earned and Losses Were Incurred | Cumulative Premiums Earned Direct and Assumed at Year End (\$000 omitted) | | | | | | | | | | 11 Current Year Premiums Earned |
|--|---|-----------|-----------|-----------|-----------|-----------|-----------|-----------|-----------|------------|------------------------------------|
| | 1 2005 | 2 2006 | 3 2007 | 4 2008 | 5 2009 | 6 2010 | 7 2011 | 8 2012 | 9 2013 | 10 2014 | |
| 1. Prior..... | | | | | | | | | | | 0 |
| 2. 2005..... | | | | | | | | | | | 0 |
| 3. 2006..... | .XXX | | | | | | | | | | 0 |
| 4. 2007..... | .XXX | .XXX | | | | | | | | | 0 |
| 5. 2008..... | .XXX | .XXX | .XXX | | | | | | | | 0 |
| 6. 2009..... | .XXX | .XXX | .XXX | .XXX | | | | | | | 0 |
| 7. 2010..... | .XXX | .XXX | .XXX | .XXX | .XXX | | | | | | 0 |
| 8. 2011..... | .XXX | .XXX | .XXX | .XXX | .XXX | .XXX | | | | | 0 |
| 9. 2012..... | .XXX | .XXX | .XXX | .XXX | .XXX | .XXX | .XXX | | | | 0 |
| 10. 2013..... | .XXX | .XXX | .XXX | .XXX | .XXX | .XXX | .XXX | .XXX | | | 0 |
| 11. 2014..... | .XXX | .XXX | .XXX | .XXX | .XXX | .XXX | .XXX | .XXX | .XXX | | 0 |
| 12. Total..... | .XXX | .XXX | .XXX | .XXX | .XXX | .XXX | .XXX | .XXX | .XXX | .XXX | 0 |
| 13. Earned Prems.(P-Pt 1) | | | | | | | | | | | .XXX |

SECTION 2A

| Years in Which Premiums Were Earned and Losses Were Incurred | Cumulative Premiums Earned Ceded at Year End (\$000 omitted) | | | | | | | | | | 11 Current Year Premiums Earned |
|--|--|-----------|-----------|-----------|-----------|-----------|-----------|-----------|-----------|------------|------------------------------------|
| | 1 2005 | 2 2006 | 3 2007 | 4 2008 | 5 2009 | 6 2010 | 7 2011 | 8 2012 | 9 2013 | 10 2014 | |
| 1. Prior..... | | | | | | | | | | | 0 |
| 2. 2005..... | | | | | | | | | | | 0 |
| 3. 2006..... | .XXX | | | | | | | | | | 0 |
| 4. 2007..... | .XXX | .XXX | | | | | | | | | 0 |
| 5. 2008..... | .XXX | .XXX | .XXX | | | | | | | | 0 |
| 6. 2009..... | .XXX | .XXX | .XXX | .XXX | | | | | | | 0 |
| 7. 2010..... | .XXX | .XXX | .XXX | .XXX | .XXX | | | | | | 0 |
| 8. 2011..... | .XXX | .XXX | .XXX | .XXX | .XXX | .XXX | | | | | 0 |
| 9. 2012..... | .XXX | .XXX | .XXX | .XXX | .XXX | .XXX | .XXX | | | | 0 |
| 10. 2013..... | .XXX | .XXX | .XXX | .XXX | .XXX | .XXX | .XXX | .XXX | | | 0 |
| 11. 2014..... | .XXX | .XXX | .XXX | .XXX | .XXX | .XXX | .XXX | .XXX | .XXX | | 0 |
| 12. Total..... | .XXX | .XXX | .XXX | .XXX | .XXX | .XXX | .XXX | .XXX | .XXX | .XXX | 0 |
| 13. Earned Prems.(P-Pt 1) | | | | | | | | | | | .XXX |

SCHEDULE P - PART 6R - PRODUCTS LIABILITY - CLAIMS-MADE

SECTION 1B

| Years in Which Premiums Were Earned and Losses Were Incurred | Cumulative Premiums Earned Direct and Assumed at Year End (\$000 omitted) | | | | | | | | | | 11 Current Year Premiums Earned |
|--|---|-----------|-----------|-----------|-----------|-----------|-----------|-----------|-----------|------------|------------------------------------|
| | 1 2005 | 2 2006 | 3 2007 | 4 2008 | 5 2009 | 6 2010 | 7 2011 | 8 2012 | 9 2013 | 10 2014 | |
| 1. Prior..... | | | | | | | | | | | 0 |
| 2. 2005..... | | | | | | | | | | | 0 |
| 3. 2006..... | .XXX | | | | | | | | | | 0 |
| 4. 2007..... | .XXX | .XXX | | | | | | | | | 0 |
| 5. 2008..... | .XXX | .XXX | .XXX | | | | | | | | 0 |
| 6. 2009..... | .XXX | .XXX | .XXX | .XXX | | | | | | | 0 |
| 7. 2010..... | .XXX | .XXX | .XXX | .XXX | .XXX | | | | | | 0 |
| 8. 2011..... | .XXX | .XXX | .XXX | .XXX | .XXX | .XXX | | | | | 0 |
| 9. 2012..... | .XXX | .XXX | .XXX | .XXX | .XXX | .XXX | .XXX | | | | 0 |
| 10. 2013..... | .XXX | .XXX | .XXX | .XXX | .XXX | .XXX | .XXX | .XXX | | | 0 |
| 11. 2014..... | .XXX | .XXX | .XXX | .XXX | .XXX | .XXX | .XXX | .XXX | .XXX | | 0 |
| 12. Total..... | .XXX | .XXX | .XXX | .XXX | .XXX | .XXX | .XXX | .XXX | .XXX | .XXX | 0 |
| 13. Earned Prems.(P-Pt 1) | | | | | | | | | | | .XXX |

SECTION 2B

| Years in Which Premiums Were Earned and Losses Were Incurred | Cumulative Premiums Earned Ceded at Year End (\$000 omitted) | | | | | | | | | | 11 Current Year Premiums Earned |
|--|--|-----------|-----------|-----------|-----------|-----------|-----------|-----------|-----------|------------|------------------------------------|
| | 1 2005 | 2 2006 | 3 2007 | 4 2008 | 5 2009 | 6 2010 | 7 2011 | 8 2012 | 9 2013 | 10 2014 | |
| 1. Prior..... | | | | | | | | | | | 0 |
| 2. 2005..... | | | | | | | | | | | 0 |
| 3. 2006..... | .XXX | | | | | | | | | | 0 |
| 4. 2007..... | .XXX | .XXX | | | | | | | | | 0 |
| 5. 2008..... | .XXX | .XXX | .XXX | | | | | | | | 0 |
| 6. 2009..... | .XXX | .XXX | .XXX | .XXX | | | | | | | 0 |
| 7. 2010..... | .XXX | .XXX | .XXX | .XXX | .XXX | | | | | | 0 |
| 8. 2011..... | .XXX | .XXX | .XXX | .XXX | .XXX | .XXX | | | | | 0 |
| 9. 2012..... | .XXX | .XXX | .XXX | .XXX | .XXX | .XXX | .XXX | | | | 0 |
| 10. 2013..... | .XXX | .XXX | .XXX | .XXX | .XXX | .XXX | .XXX | .XXX | | | 0 |
| 11. 2014..... | .XXX | .XXX | .XXX | .XXX | .XXX | .XXX | .XXX | .XXX | .XXX | | 0 |
| 12. Total..... | .XXX | .XXX | .XXX | .XXX | .XXX | .XXX | .XXX | .XXX | .XXX | .XXX | 0 |
| 13. Earned Prems.(P-Pt 1) | | | | | | | | | | | .XXX |

SCHEDULE P - PART 7A - PRIMARY LOSS SENSITIVE CONTRACTS

(\$000 Omitted)

SECTION 1

| Schedule P - Part 1 | 1 Total Net Losses and Expenses Unpaid | 2 Net Losses and Expenses Unpaid on Loss Sensitive Contracts | 3 Loss Sensitive as Percentage of Total | 4 Total Net Premiums Written | 5 Net Premiums Written on Loss Sensitive Contracts | 6 Loss Sensitive as Percentage of Total |
|--|---|---|--|---------------------------------|---|--|
| 1. Homeowners/farmowners..... | 42 | | 0.0 | 1,808 | | 0.0 |
| 2. Private passenger auto liability/medical..... | | | 0.0 | | | 0.0 |
| 3. Commercial auto/truck liability/medical..... | | | 0.0 | | | 0.0 |
| 4. Workers' compensation..... | 671 | | 0.0 | 0 | | 0.0 |
| 5. Commercial multiple peril..... | 44,052 | | 0.0 | 68,828 | | 0.0 |
| 6. Medical professional liability - occurrence..... | | | 0.0 | | | 0.0 |
| 7. Medical professional liability - claims-made..... | | | 0.0 | | | 0.0 |
| 8. Special liability..... | 48,212 | | 0.0 | 68,619 | | 0.0 |
| 9. Other liability - occurrence..... | 30,882 | | 0.0 | | | 0.0 |
| 10. Other liability - claims-made..... | | | 0.0 | | | 0.0 |
| 11. Special property..... | 244,450 | | 0.0 | 539,292 | | 0.0 |
| 12. Auto physical damage..... | | | 0.0 | | | 0.0 |
| 13. Fidelity/surety..... | | | 0.0 | | | 0.0 |
| 14. Other..... | | | 0.0 | | | 0.0 |
| 15. International..... | | | 0.0 | | | 0.0 |
| 16. Reinsurance - nonproportional assumed property..... | XXX | XXX | XXX | XXX | XXX | XXX |
| 17. Reinsurance - nonproportional assumed liability..... | XXX | XXX | XXX | XXX | XXX | XXX |
| 18. Reinsurance - nonproportional assumed financial lines..... | XXX | XXX | XXX | XXX | XXX | XXX |
| 19. Products liability - occurrence..... | 62,844 | | 0.0 | | | 0.0 |
| 20. Products liability - claims-made..... | | | 0.0 | | | 0.0 |
| 21. Financial guaranty/mortgage guaranty..... | | | 0.0 | | | 0.0 |
| 22. Warranty..... | | | 0.0 | | | 0.0 |
| 23. Totals..... | 431,153 | 0 | 0.0 | 678,548 | 0 | 0.0 |

SECTION 2

| Years in Which Policies Were Issued | Incurred Losses and Defense and Cost Containment Expenses Reported at Year End (\$000 omitted) | | | | | | | | | |
|-------------------------------------|--|-----------|-----------|-----------|-----------|-----------|-----------|-----------|-----------|------------|
| | 1 2005 | 2 2006 | 3 2007 | 4 2008 | 5 2009 | 6 2010 | 7 2011 | 8 2012 | 9 2013 | 10 2014 |
| 1. Prior..... | | | | | | | | | | |
| 2. 2005..... | | | | | | | | | | |
| 3. 2006..... | XXX | | | | | | | | | |
| 4. 2007..... | XXX | XXX | | | | | | | | |
| 5. 2008..... | XXX | XXX | XXX | | | | | | | |
| 6. 2009..... | XXX | XXX | XXX | XXX | | | | | | |
| 7. 2010..... | XXX | XXX | XXX | XXX | XXX | | | | | |
| 8. 2011..... | XXX | XXX | XXX | XXX | XXX | XXX | | | | |
| 9. 2012..... | XXX | XXX | XXX | XXX | XXX | XXX | XXX | | | |
| 10. 2013..... | XXX | XXX | XXX | XXX | XXX | XXX | XXX | XXX | | |
| 11. 2014..... | XXX | XXX | XXX | XXX | XXX | XXX | XXX | XXX | XXX | |

SECTION 3

| Years in Which Policies Were Issued | Bulk and Incurred But Not Reported Reserves for Losses and Defense and Cost Containment Expenses at Year End (\$000 omitted) | | | | | | | | | |
|-------------------------------------|--|-----------|-----------|-----------|-----------|-----------|-----------|-----------|-----------|------------|
| | 1 2005 | 2 2006 | 3 2007 | 4 2008 | 5 2009 | 6 2010 | 7 2011 | 8 2012 | 9 2013 | 10 2014 |
| 1. Prior..... | | | | | | | | | | |
| 2. 2005..... | | | | | | | | | | |
| 3. 2006..... | XXX | | | | | | | | | |
| 4. 2007..... | XXX | XXX | | | | | | | | |
| 5. 2008..... | XXX | XXX | XXX | | | | | | | |
| 6. 2009..... | XXX | XXX | XXX | XXX | | | | | | |
| 7. 2010..... | XXX | XXX | XXX | XXX | XXX | | | | | |
| 8. 2011..... | XXX | XXX | XXX | XXX | XXX | XXX | | | | |
| 9. 2012..... | XXX | XXX | XXX | XXX | XXX | XXX | XXX | | | |
| 10. 2013..... | XXX | XXX | XXX | XXX | XXX | XXX | XXX | XXX | | |
| 11. 2014..... | XXX | XXX | XXX | XXX | XXX | XXX | XXX | XXX | XXX | |

SCHEDULE P - PART 7A - PRIMARY LOSS SENSITIVE CONTRACTS (continued)

SECTION 4

| Years in Which Policies Were Issued | Net Earned Premiums Reported at Year End (\$000 omitted) | | | | | | | | | |
|-------------------------------------|--|-----------|-----------|-----------|-----------|-----------|-----------|-----------|-----------|------------|
| | 1 2005 | 2 2006 | 3 2007 | 4 2008 | 5 2009 | 6 2010 | 7 2011 | 8 2012 | 9 2013 | 10 2014 |
| 1. Prior..... | | | | | | | | | | |
| 2. 2005..... | | | | | | | | | | |
| 3. 2006..... | XXX | | | | | | | | | |
| 4. 2007..... | XXX | XXX | | | | | | | | |
| 5. 2008..... | XXX | XXX | XXX | | | | | | | |
| 6. 2009..... | XXX | XXX | XXX | XXX | | | | | | |
| 7. 2010..... | XXX | XXX | XXX | XXX | XXX | | | | | |
| 8. 2011..... | XXX | XXX | XXX | XXX | XXX | XXX | | | | |
| 9. 2012..... | XXX | XXX | XXX | XXX | XXX | XXX | XXX | | | |
| 10. 2013..... | XXX | XXX | XXX | XXX | XXX | XXX | XXX | XXX | | |
| 11. 2014..... | XXX | XXX | XXX | XXX | XXX | XXX | XXX | XXX | XXX | |

NONE

SECTION 5

| Years in Which Policies Were Issued | Net Reserve for Premium Adjustments and Accrued Retrospective Premiums at Year End (\$000 omitted) | | | | | | | | | |
|-------------------------------------|--|-----------|-----------|-----------|-----------|-----------|-----------|-----------|-----------|------------|
| | 1 2005 | 2 2006 | 3 2007 | 4 2008 | 5 2009 | 6 2010 | 7 2011 | 8 2012 | 9 2013 | 10 2014 |
| 1. Prior..... | | | | | | | | | | |
| 2. 2005..... | | | | | | | | | | |
| 3. 2006..... | XXX | | | | | | | | | |
| 4. 2007..... | XXX | XXX | | | | | | | | |
| 5. 2008..... | XXX | XXX | XXX | | | | | | | |
| 6. 2009..... | XXX | XXX | XXX | XXX | | | | | | |
| 7. 2010..... | XXX | XXX | XXX | XXX | XXX | | | | | |
| 8. 2011..... | XXX | XXX | XXX | XXX | XXX | XXX | | | | |
| 9. 2012..... | XXX | XXX | XXX | XXX | XXX | XXX | XXX | | | |
| 10. 2013..... | XXX | XXX | XXX | XXX | XXX | XXX | XXX | XXX | | |
| 11. 2014..... | XXX | XXX | XXX | XXX | XXX | XXX | XXX | XXX | XXX | |

NONE

SCHEDULE P - PART 7B - REINSURANCE LOSS SENSITIVE CONTRACTS

(\$000 Omitted)

SECTION 1

| Schedule P - Part 1 | 1 Total Net Losses and Expenses Unpaid | 2 Net Losses and Expenses Unpaid on Loss Sensitive Contracts | 3 Loss Sensitive as Percentage of Total | 4 Total Net Premiums Written | 5 Net Premiums Written on Loss Sensitive Contracts | 6 Loss Sensitive as Percentage of Total |
|--|--|---|--|---------------------------------------|--|--|
| 1. Homeowners/farmowners..... | 42 | | 0.0 | 1,808 | | 0.0 |
| 2. Private passenger auto liability/medical..... | | | 0.0 | | | 0.0 |
| 3. Commercial auto/truck liability/medical..... | | | 0.0 | | | 0.0 |
| 4. Workers' compensation..... | 671 | | 0.0 | 0 | | 0.0 |
| 5. Commercial multiple peril..... | 44,052 | | 0.0 | 68,828 | | 0.0 |
| 6. Medical professional liability - occurrence..... | | | 0.0 | | | 0.0 |
| 7. Medical professional liability - claims-made..... | | | 0.0 | | | 0.0 |
| 8. Special liability..... | 48,212 | | 0.0 | 68,619 | | 0.0 |
| 9. Other liability - occurrence..... | 30,882 | | 0.0 | | | 0.0 |
| 10. Other liability - claims-made..... | | | 0.0 | | | 0.0 |
| 11. Special property..... | 244,450 | | 0.0 | 539,292 | | 0.0 |
| 12. Auto physical damage..... | | | 0.0 | | | 0.0 |
| 13. Fidelity/surety..... | | | 0.0 | | | 0.0 |
| 14. Other..... | | | 0.0 | | | 0.0 |
| 15. International..... | | | 0.0 | | | 0.0 |
| 16. Reinsurance - nonproportional assumed property..... | | | 0.0 | (291,913) | | 0.0 |
| 17. Reinsurance - nonproportional assumed liability..... | 16,236 | | 0.0 | (3) | | 0.0 |
| 18. Reinsurance - nonproportional assumed financial lines..... | | | 0.0 | | | 0.0 |
| 19. Products liability - occurrence..... | 62,844 | | 0.0 | | | 0.0 |
| 20. Products liability - claims-made..... | | | 0.0 | | | 0.0 |
| 21. Financial guaranty/mortgage guaranty..... | | | 0.0 | | | 0.0 |
| 22. Warranty..... | | | 0.0 | | | 0.0 |
| 23. Totals | 447,390 | 0 | 0.0 | 386,632 | 0 | 0.0 |

SECTION 2

| Years in Which Policies Were Issued | Incurred Losses and Defense and Cost Containment Expenses Reported at Year End (\$000 omitted) | | | | | | | | | |
|-------------------------------------|--|-----------|-----------|-----------|-----------|-----------|-----------|-----------|-----------|------------|
| | 1 2005 | 2 2006 | 3 2007 | 4 2008 | 5 2009 | 6 2010 | 7 2011 | 8 2012 | 9 2013 | 10 2014 |
| 1. Prior..... | | | | | | | | | | |
| 2. 2005..... | | | | | | | | | | |
| 3. 2006..... | XXX | | | | | | | | | |
| 4. 2007..... | XXX | XXX | | | | | | | | |
| 5. 2008..... | XXX | XXX | XXX | | | | | | | |
| 6. 2009..... | XXX | XXX | XXX | XXX | | | | | | |
| 7. 2010..... | XXX | XXX | XXX | XXX | XXX | | | | | |
| 8. 2011..... | XXX | XXX | XXX | XXX | XXX | XXX | | | | |
| 9. 2012..... | XXX | XXX | XXX | XXX | XXX | XXX | XXX | | | |
| 10. 2013..... | XXX | XXX | XXX | XXX | XXX | XXX | XXX | XXX | | |
| 11. 2014..... | XXX | XXX | XXX | XXX | XXX | XXX | XXX | XXX | XXX | |

SECTION 3

| Years in Which Policies Were Issued | Bulk and Incurred But Not Reported Reserves for Losses and Defense and Cost Containment Expenses at Year End (\$000 omitted) | | | | | | | | | |
|-------------------------------------|--|-----------|-----------|-----------|-----------|-----------|-----------|-----------|-----------|------------|
| | 1 2005 | 2 2006 | 3 2007 | 4 2008 | 5 2009 | 6 2010 | 7 2011 | 8 2012 | 9 2013 | 10 2014 |
| 1. Prior..... | | | | | | | | | | |
| 2. 2005..... | | | | | | | | | | |
| 3. 2006..... | XXX | | | | | | | | | |
| 4. 2007..... | XXX | XXX | | | | | | | | |
| 5. 2008..... | XXX | XXX | XXX | | | | | | | |
| 6. 2009..... | XXX | XXX | XXX | XXX | | | | | | |
| 7. 2010..... | XXX | XXX | XXX | XXX | XXX | | | | | |
| 8. 2011..... | XXX | XXX | XXX | XXX | XXX | XXX | | | | |
| 9. 2012..... | XXX | XXX | XXX | XXX | XXX | XXX | XXX | | | |
| 10. 2013..... | XXX | XXX | XXX | XXX | XXX | XXX | XXX | XXX | | |
| 11. 2014..... | XXX | XXX | XXX | XXX | XXX | XXX | XXX | XXX | XXX | |

SCHEDULE P - PART 7B - REINSURANCE LOSS SENSITIVE CONTRACTS (continued)

SECTION 4

| Years in Which Policies Were Issued | Net Earned Premiums Reported At Year End (\$000 Omitted) | | | | | | | | | |
|-------------------------------------|--|-----------|-----------|-----------|-----------|-----------|-----------|-----------|-----------|------------|
| | 1 2005 | 2 2006 | 3 2007 | 4 2008 | 5 2009 | 6 2010 | 7 2011 | 8 2012 | 9 2013 | 10 2014 |
| 1. Prior..... | | | | | | | | | | |
| 2. 2005..... | | | | | | | | | | |
| 3. 2006..... | .XXX | | | | | | | | | |
| 4. 2007..... | .XXX | .XXX | | | | | | | | |
| 5. 2008..... | .XXX | .XXX | .XXX | | | | | | | |
| 6. 2009..... | .XXX | .XXX | .XXX | .XXX | | | | | | |
| 7. 2010..... | .XXX | .XXX | .XXX | .XXX | .XXX | | | | | |
| 8. 2011..... | .XXX | .XXX | .XXX | .XXX | .XXX | .XXX | | | | |
| 9. 2012..... | .XXX | .XXX | .XXX | .XXX | .XXX | .XXX | .XXX | | | |
| 10. 2013..... | .XXX | .XXX | .XXX | .XXX | .XXX | .XXX | .XXX | .XXX | | |
| 11. 2014..... | .XXX | .XXX | .XXX | .XXX | .XXX | .XXX | .XXX | .XXX | .XXX | |

SECTION 5

| Years in Which Policies Were Issued | Net Reserve For Premium Adjustments And Accrued Retrospective Premiums At Year End (\$000 Omitted) | | | | | | | | | |
|-------------------------------------|--|-----------|-----------|-----------|-----------|-----------|-----------|-----------|-----------|------------|
| | 1 2005 | 2 2006 | 3 2007 | 4 2008 | 5 2009 | 6 2010 | 7 2011 | 8 2012 | 9 2013 | 10 2014 |
| 1. Prior..... | | | | | | | | | | |
| 2. 2005..... | | | | | | | | | | |
| 3. 2006..... | .XXX | | | | | | | | | |
| 4. 2007..... | .XXX | .XXX | | | | | | | | |
| 5. 2008..... | .XXX | .XXX | .XXX | | | | | | | |
| 6. 2009..... | .XXX | .XXX | .XXX | .XXX | | | | | | |
| 7. 2010..... | .XXX | .XXX | .XXX | .XXX | .XXX | | | | | |
| 8. 2011..... | .XXX | .XXX | .XXX | .XXX | .XXX | .XXX | | | | |
| 9. 2012..... | .XXX | .XXX | .XXX | .XXX | .XXX | .XXX | .XXX | | | |
| 10. 2013..... | .XXX | .XXX | .XXX | .XXX | .XXX | .XXX | .XXX | .XXX | | |
| 11. 2014..... | .XXX | .XXX | .XXX | .XXX | .XXX | .XXX | .XXX | .XXX | .XXX | |

SECTION 6

| Years in Which Policies Were Issued | Incurred Adjustable Commissions Reported At Year End (\$000 Omitted) | | | | | | | | | |
|-------------------------------------|--|-----------|-----------|-----------|-----------|-----------|-----------|-----------|-----------|------------|
| | 1 2005 | 2 2006 | 3 2007 | 4 2008 | 5 2009 | 6 2010 | 7 2011 | 8 2012 | 9 2013 | 10 2014 |
| 1. Prior..... | | | | | | | | | | |
| 2. 2005..... | | | | | | | | | | |
| 3. 2006..... | .XXX | | | | | | | | | |
| 4. 2007..... | .XXX | .XXX | | | | | | | | |
| 5. 2008..... | .XXX | .XXX | .XXX | | | | | | | |
| 6. 2009..... | .XXX | .XXX | .XXX | .XXX | | | | | | |
| 7. 2010..... | .XXX | .XXX | .XXX | .XXX | .XXX | | | | | |
| 8. 2011..... | .XXX | .XXX | .XXX | .XXX | .XXX | .XXX | | | | |
| 9. 2012..... | .XXX | .XXX | .XXX | .XXX | .XXX | .XXX | .XXX | | | |
| 10. 2013..... | .XXX | .XXX | .XXX | .XXX | .XXX | .XXX | .XXX | .XXX | | |
| 11. 2014..... | .XXX | .XXX | .XXX | .XXX | .XXX | .XXX | .XXX | .XXX | .XXX | |

SECTION 7

| Years in Which Policies Were Issued | Reserves For Commission Adjustments At Year End (\$000 Omitted) | | | | | | | | | |
|-------------------------------------|---|-----------|-----------|-----------|-----------|-----------|-----------|-----------|-----------|------------|
| | 1 2005 | 2 2006 | 3 2007 | 4 2008 | 5 2009 | 6 2010 | 7 2011 | 8 2012 | 9 2013 | 10 2014 |
| 1. Prior..... | | | | | | | | | | |
| 2. 2005..... | | | | | | | | | | |
| 3. 2006..... | .XXX | | | | | | | | | |
| 4. 2007..... | .XXX | .XXX | | | | | | | | |
| 5. 2008..... | .XXX | .XXX | .XXX | | | | | | | |
| 6. 2009..... | .XXX | .XXX | .XXX | .XXX | | | | | | |
| 7. 2010..... | .XXX | .XXX | .XXX | .XXX | .XXX | | | | | |
| 8. 2011..... | .XXX | .XXX | .XXX | .XXX | .XXX | .XXX | | | | |
| 9. 2012..... | .XXX | .XXX | .XXX | .XXX | .XXX | .XXX | .XXX | | | |
| 10. 2013..... | .XXX | .XXX | .XXX | .XXX | .XXX | .XXX | .XXX | .XXX | | |
| 11. 2014..... | .XXX | .XXX | .XXX | .XXX | .XXX | .XXX | .XXX | .XXX | .XXX | |

SCHEDULE P INTERROGATORIES

1. The following questions relate to yet-to-be-issued Extended Reporting Endorsements (EREs) arising from Death, Disability, or Retirement (DDR) provisions in Medical Professional Liability Claims-Made insurance policies. EREs provided for reasons other than DDR are not be included.
- 1.1 Does the company issue Medical Professional Liability Claims-Made insurance policies that provide tail (also known as an extended reporting endorsement, or "ERE") benefits in the event of Death, Disability, or Retirement (DDR) at a reduced charge or at no additional cost? Yes [] No [X]
 If the answer to question 1.1 is "no", leave the following questions blank. If the answer to question 1.1 is "yes", please answer the following questions.
- 1.2 What is the total amount of the reserve for that provision (DDR reserve), as reported, explicitly or not, elsewhere in this statement (in dollars)?
- 1.3 Does the company report any DDR reserve as Unearned Premium Reserve per SSAP #65? Yes [] No [X]
- 1.4 Does the company report any DDR reserve as loss or loss adjustment expense reserve? Yes [] No [X]
- 1.5 If the company reports DDR reserve as Unearned Premium Reserve, does that amount match the figure on the Underwriting and Investment Exhibit, Part 1A - Recapitulation of all Premiums (Page 7) Column 2, Lines 11.1 plus 11.2? Yes [] No [X] N/A []
- 1.6 If the company reports DDR reserve as loss or loss adjustment expense reserve, please complete the following table corresponding to where these reserves are reported in Schedule P:

| Years in Which Premiums Were Earned and Losses Were Incurred | | DDR Reserve Included in Schedule P, Part 1F, Medical Professional Liability Column 24: Total Net Losses and Expenses Unpaid | |
|--|-------------|---|-----------------------------|
| | | 1 Section 1: Occurrence | 2 Section 2: Claims-Made |
| 1.601 | Prior..... | | |
| 1.602 | 2005..... | | |
| 1.603 | 2006..... | | |
| 1.604 | 2007..... | | |
| 1.605 | 2008..... | | |
| 1.606 | 2009..... | | |
| 1.607 | 2010..... | | |
| 1.608 | 2011..... | | |
| 1.609 | 2012..... | | |
| 1.610 | 2013..... | | |
| 1.611 | 2014..... | | |
| 1.612 | Totals..... |0 |0 |

2. The definition of allocated loss adjustment expenses (ALAE) and, therefore, unallocated loss adjustment expenses (ULAE) was changed effective January 1, 1998. This change in definition applies to both paid and unpaid expenses. Are these expenses (now reported as "Defense and Cost Containment" and "Adjusting and Other") reported in compliance with these definitions in this statement? Yes [X] No []

3. The Adjusting and Other expense payments and reserves should be allocated to the years in which the losses were incurred based on the number of claims reported, closed and outstanding in those years. When allocating Adjusting and Other expense between companies in a group or a pool, the Adjusting and Other expense should be allocated in the same percentage used for the loss amounts and the claim counts. For reinsurers, Adjusting and Other expense assumed should be reported according to the reinsurance contract. For Adjusting and Other expense incurred by reinsurers, or in those situations where suitable claim count information is not available, Adjusting and Other expense should be allocated by a reasonable method determined by the company and described in Interrogatory 7, below. Are they so reported in this statement? Yes [X] No []

4. Do any lines in Schedule P include reserves that are reported gross of any discount to present value of future payments, and that are reported net of such discounts on Page 10? Yes [] No [X]
- If yes, proper disclosure must be made in the Notes to Financial Statements, as specified in the Instructions. Also, the discounts must be reported in Schedule P - Part 1, Columns 32 and 33.

Schedule P must be completed gross of non-tabular discounting. Work papers relating to discount calculations must be available for examination upon request.

Discounting is allowed only if expressly permitted by the state insurance department to which this Annual Statement is being filed.

5. What were the net premiums in force at the end of the year for: (in thousands of dollars)
- 5.1 Fidelity NONE.....
- 5.2 Surety NONE.....

6. Claim count information is reported per claim or per claimant. (Indicate which). PER CLAIM
- If not the same in all years, explain in Interrogatory 7.

- 7.1 The information provided in Schedule P will be used by many persons to estimate the adequacy of the current loss and expense reserves, among other things. Are there any especially significant events, coverage, retention or accounting changes that have occurred that must be considered when making such analyses? Yes [X] No []

- 7.2 An extended statement may be attached.
- The Company discontinued writing casualty business in 1979.

SCHEDULE T - PART 2

INTERSTATE COMPACT - EXHIBIT OF PREMIUMS WRITTEN

Allocated by States and Territories

| States, Etc. | Direct Business Only | | | | | Totals |
|-------------------------------------|-------------------------------------|--|--|---|--------------------------------|--------|
| | 1 Life (Group and Individual) | 2 Annuities (Group and Individual) | 3 Disability Income (Group and Individual) | 4 Long-Term Care (Group and Individual) | 5 Deposit-Type Contracts | |
| 1. Alabama.....AL | | | | | | .0 |
| 2. Alaska.....AK | | | | | | .0 |
| 3. Arizona.....AZ | | | | | | .0 |
| 4. Arkansas.....AR | | | | | | .0 |
| 5. California.....CA | | | | | | .0 |
| 6. Colorado.....CO | | | | | | .0 |
| 7. Connecticut.....CT | | | | | | .0 |
| 8. Delaware.....DE | | | | | | .0 |
| 9. District of Columbia.....DC | | | | | | .0 |
| 10. Florida.....FL | | | | | | .0 |
| 11. Georgia.....GA | | | | | | .0 |
| 12. Hawaii.....HI | | | | | | .0 |
| 13. Idaho.....ID | | | | | | .0 |
| 14. Illinois.....IL | | | | | | .0 |
| 15. Indiana.....IN | | | | | | .0 |
| 16. Iowa.....IA | | | | | | .0 |
| 17. Kansas.....KS | | | | | | .0 |
| 18. Kentucky.....KY | | | | | | .0 |
| 19. Louisiana.....LA | | | | | | .0 |
| 20. Maine.....ME | | | | | | .0 |
| 21. Maryland.....MD | | | | | | .0 |
| 22. Massachusetts.....MA | | | | | | .0 |
| 23. Michigan.....MI | | | | | | .0 |
| 24. Minnesota.....MN | | | | | | .0 |
| 25. Mississippi.....MS | | | | | | .0 |
| 26. Missouri.....MO | | | | | | .0 |
| 27. Montana.....MT | | | | | | .0 |
| 28. Nebraska.....NE | | | | | | .0 |
| 29. Nevada.....NV | | | | | | .0 |
| 30. New Hampshire.....NH | | | | | | .0 |
| 31. New Jersey.....NJ | | | | | | .0 |
| 32. New Mexico.....NM | | | | | | .0 |
| 33. New York.....NY | | | | | | .0 |
| 34. North Carolina.....NC | | | | | | .0 |
| 35. North Dakota.....ND | | | | | | .0 |
| 36. Ohio.....OH | | | | | | .0 |
| 37. Oklahoma.....OK | | | | | | .0 |
| 38. Oregon.....OR | | | | | | .0 |
| 39. Pennsylvania.....PA | | | | | | .0 |
| 40. Rhode Island.....RI | | | | | | .0 |
| 41. South Carolina.....SC | | | | | | .0 |
| 42. South Dakota.....SD | | | | | | .0 |
| 43. Tennessee.....TN | | | | | | .0 |
| 44. Texas.....TX | | | | | | .0 |
| 45. Utah.....UT | | | | | | .0 |
| 46. Vermont.....VT | | | | | | .0 |
| 47. Virginia.....VA | | | | | | .0 |
| 48. Washington.....WA | | | | | | .0 |
| 49. West Virginia.....WV | | | | | | .0 |
| 50. Wisconsin.....WI | | | | | | .0 |
| 51. Wyoming.....WY | | | | | | .0 |
| 52. American Samoa.....AS | | | | | | .0 |
| 53. Guam.....GU | | | | | | .0 |
| 54. Puerto Rico.....PR | | | | | | .0 |
| 55. US Virgin Islands.....VI | | | | | | .0 |
| 56. Northern Mariana Islands.....MP | | | | | | .0 |
| 57. Canada.....CAN | | | | | | .0 |
| 58. Aggregate Other Alien.....OT | | | | | | .0 |
| 59. Totals..... | .0 | .0 | .0 | .0 | .0 | .0 |

NONE

SCHEDULE Y

PART 1A - DETAIL OF INSURANCE HOLDING COMPANY SYSTEM

| 1 | 2 | 3 | 4 | 5 | 6 | 7 | 8 | 9 | 10 | 11 | 12 | 13 | 14 | 15 |
|----------------|--|-------------------|------------|--------------|-----|--|--|----------------------|----------------------------------|---|--|--|--|-----|
| Group Code | Group Name | NAIC Company Code | ID Number | Federal RSSD | CIK | Name of Securities Exchange if Publicly Traded (U.S. or International) | Names of Parent, Subsidiaries or Affiliates | Domiciliary Location | Relationship to Reporting Entity | Directly Controlled by (Name of Entity/Person) | Type of Control (Ownership Board, Management Attorney-in-Fact, Influence, Other) | If Control is Ownership Provide Percentage | Ultimate Controlling Entity(ies)/Person(s) | * |
| Members | | | | | | | | | | | | | | |
| 0065..... | Factory Mutual Insurance Company & its Affiliates..... | 21482..... | 05-0316605 | | | | Factory Mutual Insurance Company..... | RI..... | UIP..... | | | | | 1. |
| 0065..... | Factory Mutual Insurance Company & its Affiliates..... | 10014..... | 05-0254496 | | | | Affiliated FM Insurance Company..... | RI..... | RE..... | FMIC Holdings, Inc..... | Ownership..... | ...100.000 | Factory Mutual Insurance Company..... | 1. |
| 0065..... | Factory Mutual Insurance Company & its Affiliates..... | 10316..... | 05-0284861 | | | | Appalachian Insurance Company..... | RI..... | IA..... | FMIC Holdings, Inc..... | Ownership..... | ...100.000 | Factory Mutual Insurance Company..... | 1. |
| 0065..... | Factory Mutual Insurance Company & its Affiliates..... | 00000..... | AA-1120610 | | | | FM Insurance Company Limited..... | GBR..... | IA..... | Factory Mutual Insurance Company..... | Ownership..... | ...100.000 | Factory Mutual Insurance Company..... | ... |
| 0065..... | Factory Mutual Insurance Company & its Affiliates..... | 00000..... | 98-0131767 | | | | Risk Engineering Insurance Company Limited..... | BMU..... | IA..... | FMIC Holdings, Inc..... | Ownership..... | ...100.000 | Factory Mutual Insurance Company..... | ... |
| 0065..... | Factory Mutual Insurance Company & its Affiliates..... | 00000..... | AA-2730043 | | | | FM Global de Mexico S.A. de C.V..... | MEX..... | IA..... | Factory Mutual Insurance Company..... | Ownership..... | ...100.000 | Factory Mutual Insurance Company..... | ... |
| 0065..... | Factory Mutual Insurance Company & its Affiliates..... | 00000..... | 20-2740839 | | | | Watch Hill Insurance Company..... | VT..... | IA..... | FMIC Holdings, Inc..... | Ownership..... | ...100.000 | Factory Mutual Insurance Company..... | ... |
| 0065..... | Factory Mutual Insurance Company & its Affiliates..... | 00000..... | 05-0453751 | | | | Corporate Insurance Services, Inc..... | RI..... | NIA..... | FMIC Holdings, Inc..... | Ownership..... | ...100.000 | Factory Mutual Insurance Company..... | ... |
| 0065..... | Factory Mutual Insurance Company & its Affiliates..... | 00000..... | | | | | New Providence Mutual Limited..... | BMU..... | IA..... | Risk Engineering Insurance Company Limited..... | Ownership..... | ...100.000 | Factory Mutual Insurance Company..... | ... |
| 0065..... | Factory Mutual Insurance Company & its Affiliates..... | 00000..... | | | | | Factory Mutual Insurance Company - Escritorio de Representação No Brasil LTDA..... | BRA..... | IA..... | Factory Mutual Insurance Company..... | Ownership..... | ...100.000 | Factory Mutual Insurance Company..... | ... |
| 0000..... | Factory Mutual Insurance Company & its Affiliates..... | 00000..... | 05-0520189 | | | | FM Approvals LLC..... | RI..... | NIA..... | Factory Mutual Insurance Company..... | Ownership..... | ...100.000 | Factory Mutual Insurance Company..... | ... |
| 0000..... | Factory Mutual Insurance Company & its Affiliates..... | 00000..... | | | | | FM Engineering International Limited..... | GBR..... | NIA..... | FM Insurance Company Limited..... | Ownership..... | ...100.000 | Factory Mutual Insurance Company..... | ... |
| 0000..... | Factory Mutual Insurance Company & its Affiliates..... | 00000..... | | | | | FM Engineering Consulting (Shanghai) Co. Ltd..... | CHN..... | NIA..... | FM Global Services LLC..... | Ownership..... | ...100.000 | Factory Mutual Insurance Company..... | ... |
| 0000..... | Factory Mutual Insurance Company & its Affiliates..... | 00000..... | | | | | FM Approvals Limited..... | GBR..... | NIA..... | FM Approvals LLC..... | Ownership..... | ...100.000 | Factory Mutual Insurance Company..... | ... |
| 0000..... | Factory Mutual Insurance Company & its Affiliates..... | 00000..... | | | | | FM Approvals Assessoria E Representação LTDA..... | BRA..... | NIA..... | FM Approvals LLC..... | Ownership..... | ...100.000 | Factory Mutual Insurance Company..... | ... |
| 0000..... | Factory Mutual Insurance Company & its Affiliates..... | 00000..... | 27-1439297 | | | | FMRE Holdings LLC..... | DE..... | NIA..... | Factory Mutual Insurance Company..... | Ownership..... | ...100.000 | Factory Mutual Insurance Company..... | ... |
| 0000..... | Factory Mutual Insurance Company & its Affiliates..... | 00000..... | 58-2190659 | | | | TSB Loss Control Consultants, Inc..... | GA..... | NIA..... | Factory Mutual Insurance Company..... | Ownership..... | ...100.000 | Factory Mutual Insurance Company..... | ... |
| 0000..... | Factory Mutual Insurance Company & its Affiliates..... | 00000..... | 05-6009005 | | | | FMIC Holdings, Inc..... | RI..... | UDP..... | Factory Mutual Insurance Company..... | Ownership..... | ...100.000 | Factory Mutual Insurance Company..... | ... |
| 0000..... | Factory Mutual Insurance Company & its Affiliates..... | 00000..... | | | | | FM Global Servicios, S.de R.L. de C.V..... | MEX..... | NIA..... | FMIC Holdings, Inc..... | Ownership..... | ...100.000 | Factory Mutual Insurance Company..... | ... |
| 0000..... | Factory Mutual Insurance Company & its Affiliates..... | 00000..... | 27-0433536 | | | | FM Global Services LLC..... | RI..... | NIA..... | FMIC Holdings, Inc..... | Ownership..... | ...100.000 | Factory Mutual Insurance Company..... | ... |
| 0000..... | Factory Mutual Insurance Company & its Affiliates..... | 00000..... | | | | | FM do Brasil Servicos de Prevencao de Perdas LTDA..... | BRA..... | NIA..... | FM Global Services LLC..... | Ownership..... | ...100.000 | Factory Mutual Insurance Company..... | ... |
| 0000..... | Factory Mutual Insurance Company & its Affiliates..... | 00000..... | 04-3516902 | | | | 610 Lincoln LLC..... | DE..... | NIA..... | FMRE Holdings LLC..... | Ownership..... | ...100.000 | Factory Mutual Insurance Company..... | ... |
| 0000..... | Factory Mutual Insurance Company & its Affiliates..... | 00000..... | 04-3516903 | | | | 404 Wyman LLC..... | DE..... | NIA..... | FMRE Holdings LLC..... | Ownership..... | ...100.000 | Factory Mutual Insurance Company..... | ... |
| 0000..... | Factory Mutual Insurance Company & its Affiliates..... | 00000..... | 04-3516936 | | | | 275 Wyman LLC..... | DE..... | NIA..... | FMRE Holdings LLC..... | Ownership..... | ...100.000 | Factory Mutual Insurance Company..... | ... |
| 0000..... | Factory Mutual Insurance Company & its Affiliates..... | 00000..... | 20-8836334 | | | | 175 Wyman LLC..... | DE..... | NIA..... | FMRE Holdings LLC..... | Ownership..... | ...100.000 | Factory Mutual Insurance Company..... | ... |
| 0000..... | Factory Mutual Insurance Company & its Affiliates..... | 00000..... | 04-3516937 | | | | Park Ridge Building LLC..... | DE..... | NIA..... | FMRE Holdings LLC..... | Ownership..... | ...100.000 | Factory Mutual Insurance Company..... | ... |
| 0000..... | Factory Mutual Insurance Company & its Affiliates..... | 00000..... | 04-3516935 | | | | 93 Building LLC..... | DE..... | NIA..... | FMRE Holdings LLC..... | Ownership..... | ...100.000 | Factory Mutual Insurance Company..... | ... |
| 0000..... | Factory Mutual Insurance Company & its Affiliates..... | 00000..... | 20-2775533 | | | | 265 Winter LLC..... | DE..... | NIA..... | FMRE Holdings LLC..... | Ownership..... | ...100.000 | Factory Mutual Insurance Company..... | ... |
| 0000..... | Factory Mutual Insurance Company & its Affiliates..... | 00000..... | | | | | 245 Winter LLC..... | DE..... | NIA..... | 265 Winter LLC..... | Ownership..... | ...100.000 | Factory Mutual Insurance Company..... | ... |
| 0000..... | Factory Mutual Insurance Company & its Affiliates..... | 00000..... | 27-1440057 | | | | FMEC Legacy LLC..... | DE..... | NIA..... | FMRE Holdings LLC..... | Ownership..... | ...100.000 | Factory Mutual Insurance Company..... | ... |
| 0000..... | Factory Mutual Insurance Company & its Affiliates..... | 00000..... | 04-3516938 | | | | Neponset River LLC..... | DE..... | NIA..... | FMEC Legacy LLC..... | Ownership..... | ...100.000 | Factory Mutual Insurance Company..... | ... |
| 0000..... | Factory Mutual Insurance Company & its Affiliates..... | 00000..... | 27-1439297 | | | | West Gloucester LLC..... | RI..... | NIA..... | FMEC Legacy LLC..... | Ownership..... | ...100.000 | Factory Mutual Insurance Company..... | ... |
| 0000..... | Factory Mutual Insurance Company & its Affiliates..... | 00000..... | 04-3516901 | | | | 601 Edgewater LLC..... | DE..... | NIA..... | FMRE Holdings LLC..... | Ownership..... | ...100.000 | Factory Mutual Insurance Company..... | ... |
| 0000..... | Factory Mutual Insurance Company & its Affiliates..... | 00000..... | 27-1595571 | | | | 285 Central Avenue, LLC..... | RI..... | NIA..... | FMRE Holdings LLC..... | Ownership..... | ...100.000 | Factory Mutual Insurance Company..... | ... |
| 0000..... | Factory Mutual Insurance Company & its Affiliates..... | 00000..... | 04-3516897 | | | | Hobbs Brook Management LLC..... | DE..... | NIA..... | FMRE Holdings LLC..... | Ownership..... | ...100.000 | Factory Mutual Insurance Company..... | ... |
| 0000..... | Factory Mutual Insurance Company & its Affiliates..... | 00000..... | | | | | Hobbs Brook Limited..... | GBR..... | NIA..... | FMRE Holdings LLC..... | Ownership..... | ...100.000 | Factory Mutual Insurance Company..... | ... |

SCHEDULE Y

PART 1A - DETAIL OF INSURANCE HOLDING COMPANY SYSTEM

| 1 | 2 | 3 | 4 | 5 | 6 | 7 | 8 | 9 | 10 | 11 | 12 | 13 | 14 | 15 |
|------------|--|-------------------|------------|--------------|-------|--|---|----------------------|----------------------------------|--|--|--|--|-----|
| Group Code | Group Name | NAIC Company Code | ID Number | Federal RSSD | CIK | Name of Securities Exchange if Publicly Traded (U.S. or International) | Names of Parent, Subsidiaries or Affiliates | Domiciliary Location | Relationship to Reporting Entity | Directly Controlled by (Name of Entity/Person) | Type of Control (Ownership Board, Management Attorney-in-Fact, Influence, Other) | If Control is Ownership Provide Percentage | Ultimate Controlling Entity(ies)/Person(s) | * |
| 0000..... | Factory Mutual Insurance Company & its Affiliates..... | 00000..... | 45-2766487 | | | | 101 Edgewater LLC..... | DE..... | NIA..... | FMRE Holdings LLC..... | Ownership..... | ...100.000 | Factory Mutual Insurance Company..... | ... |
| 0000..... | Factory Mutual Insurance Company & its Affiliates..... | 00000..... | 27-1169682 | | | | 401 Edgewater LLC..... | DE..... | NIA..... | FMRE Holdings LLC..... | Ownership..... | ...100.000 | Factory Mutual Insurance Company..... | ... |
| 0000..... | Factory Mutual Insurance Company & its Affiliates..... | 00000..... | 27-1439940 | | | | Johnston Building LLC..... | DE..... | NIA..... | FMRE Holdings LLC..... | Ownership..... | ...100.000 | Factory Mutual Insurance Company..... | ... |
| 0000..... | Factory Mutual Insurance Company & its Affiliates..... | 00000..... | | | | | FM Global Services Colombia S.A.S..... | COL..... | NIA..... | FM Global Services LLC..... | Ownership..... | ...100.000 | Factory Mutual Insurance Company..... | ... |
| 0000..... | Factory Mutual Insurance Company & its Affiliates..... | 00000..... | 37-1699077 | | | | Two Ledgemont LLC..... | DE..... | NIA..... | 95 Hayden Mezz Owner LLC..... | Ownership..... | ...100.000 | Factory Mutual Insurance Company..... | ... |
| 0000..... | Factory Mutual Insurance Company & its Affiliates..... | 00000..... | 46-0627887 | | | | 95 Hayden LLC..... | DE..... | NIA..... | FMRE Holdings LLC..... | Ownership..... | ...100.000 | Factory Mutual Insurance Company..... | ... |
| 0000..... | Factory Mutual Insurance Company & its Affiliates..... | 00000..... | 46-0639741 | | | | 95 Hayden Lender LLC..... | DE..... | NIA..... | FMRE Holdings LLC..... | Ownership..... | ...100.000 | Factory Mutual Insurance Company..... | ... |
| 0000..... | Factory Mutual Insurance Company & its Affiliates..... | 00000..... | 46-0655775 | | | | 95 Hayden Mezz Owner LLC..... | DE..... | NIA..... | FMRE Holdings LLC..... | Ownership..... | ...100.000 | Factory Mutual Insurance Company..... | ... |
| 0000..... | Factory Mutual Insurance Company & its Affiliates..... | 00000..... | 46-0644539 | | | | 95 Hayden Mezz Lender LLC..... | DE..... | NIA..... | FMRE Holdings LLC..... | Ownership..... | ...100.000 | Factory Mutual Insurance Company..... | ... |
| 0000..... | Factory Mutual Insurance Company & its Affiliates..... | 00000..... | 46-1609795 | | | | 3460 Preston Ridge, LLC..... | DE..... | NIA..... | FMRE Holdings LLC..... | Ownership..... | ...100.000 | Factory Mutual Insurance Company..... | ... |
| 0000..... | Factory Mutual Insurance Company & its Affiliates..... | 00000..... | 46-1737956 | | | | 1301 Atwood LLC..... | DE..... | NIA..... | FMRE Holdings LLC..... | Ownership..... | ...100.000 | Factory Mutual Insurance Company..... | ... |
| 0000..... | Factory Mutual Insurance Company & its Affiliates..... | 00000..... | 38-3942900 | | | | 81 Wyman LLC..... | DE..... | NIA..... | FMRE Holdings LLC..... | Ownership..... | ...100.000 | Factory Mutual Insurance Company..... | ... |

| Asterisk | Explanation |
|----------|---|
| 1 | Pool Participants: Factory Mutual Insurance Company (86%), Affiliated FM Insurance Company (12%), and Appalachian Insurance Company (2%). |

SCHEDULE Y

PART 2 - SUMMARY OF INSURER'S TRANSACTIONS WITH ANY AFFILIATES

| 1 | 2 | 3 | 4 | 5 | 6 | 7 | 8 | 9 | 10 | 11 | 12 | 13 |
|--------------------------------|---------------------|--|--------------------------|--------------------------|---|---|---|---|-----|--|---------------|---|
| NAIC Company Code | ID Number | Names of Insurers and Parent, Subsidiaries or Affiliates | Shareholder Dividends | Capital Contributions | Purchases, Sales or Exchanges of Loans, Securities, Real Estate, Mortgage Loans or Other Investments | Income/ (Disbursements) Incurred in Connection with Guarantees or Undertakings for the Benefit of any Affiliate(s) | Management Agreements and Service Contracts | Income/ (Disbursements) Incurred under Reinsurance Agreements | * | Any Other Material Activity Not in the Ordinary Course of the Insurer's Business | Totals | Reinsurance Recoverable/ (Payable) on Losses and/or Reserve Credit Taken/ (Liability) |
| Affiliated Transactions | | | | | | | | | | | | |
| 21482..... | 05-0316605..... | Factory Mutual Insurance Company..... | 18,734,440 | (240,949,346) | | | 95,241,503 | 132,307,459 | * | | 5,334,056 | (431,939,000) |
| 10014..... | 05-0254496..... | Affiliated FM Insurance Company..... | (507,500) | | | | (93,314,004) | | * | | (93,821,504) | (25,987,000) |
| 10316..... | 05-0284861..... | Appalachian Insurance Company..... | 175,000 | | | | (1,927,499) | | * | | (1,752,499) | |
| | AA-1120610..... | FM Insurance Company Limited..... | | | | | | (132,307,459) | | | (132,307,459) | 377,155,000 |
| | 05-6009005..... | FMIC Holdings, Inc..... | 332,500 | 121,828,306 | | | | | | | 122,160,806 | |
| | 27-1439297..... | FMRE Holdings LLC..... | | 128,838,380 | | | | | | | 128,838,380 | |
| | 58-2190659..... | TSB Loss Control Consultants, Inc..... | | 48,220 | | | | | | | 48,220 | |
| | 05-0520189..... | FM Approvals LLC..... | (18,734,440) | (9,765,560) | | | | | | | (28,500,000) | |
| | 98-0131767..... | Risk Engineering Insurance Company Limited..... | | | | | | | | | 0 | (74,733,000) |
| | AA-2730043..... | FM Global de Mexico S.A. de C.V..... | | | | | | | | | 0 | 158,676,000 |
| | | New Providence Mutual Limited..... | | | | | | | | | 0 | (3,172,000) |
| 9999999 | Control Totals..... | | 0 | 0 | 0 | 0 | 0 | 0 | XXX | 0 | 0 | 0 |

86 Detailed Explanation

Pool Participants: Factory Mutual Insurance Company (86%), Affiliated FM Insurance Company (12%), and Appalachian Insurance Company (2%).

Annual Statement for the year 2014 of the **AFFILIATED FM INSURANCE COMPANY**
SUPPLEMENTAL EXHIBITS AND SCHEDULES INTERROGATORIES

The following supplemental reports are required to be filed as part of your statement filing unless specifically waived by the domiciliary state. However, in the event that your domiciliary state waives the filing requirement, your response of WAIVED to the specific interrogatory will be accepted in lieu of filing a "NONE" report and a bar code will be printed below. If the supplement is required of your company but is not being filed for whatever reason enter SEE EXPLANATION and provide an explanation following the interrogatory questions.

MARCH FILING

| | Responses |
|--|------------------|
| 1. Will an actuarial opinion be filed by March 1? | YES |
| 2. Will the Supplemental Compensation Exhibit be filed with the state of domicile by March 1? | YES |
| 3. Will the confidential Risk-Based Capital Report be filed with the NAIC by March 1? | YES |
| 4. Will the confidential Risk-Based Capital Report be filed with the state of domicile, if required, by March 1? | YES |

APRIL FILING

| | |
|--|-----|
| 5. Will the Insurance Expense Exhibit be filed with the state of domicile and the NAIC by April 1? | YES |
| 6. Will the Management's Discussion and Analysis be filed by April 1? | YES |
| 7. Will the Supplemental Investment Risks Interrogatories be filed by April 1? | YES |

MAY FILING

| | |
|---|-----|
| 8. Will this company be included in a combined annual statement that is filed with the NAIC by May 1? | YES |
|---|-----|

JUNE FILING

| | |
|---|-----|
| 9. Will an audited financial report be filed by June 1? | YES |
| 10. Will Accountants Letter of Qualifications be filed with the state of domicile and electronically with the NAIC by June 1? | YES |

AUGUST FILING

| | |
|--|-----|
| 11. Will Communication of Internal Control Related Matters Noted in Audit be filed with the state of domicile by August 1? | YES |
|--|-----|

The following supplemental reports are required to be filed as part of your statement filing. However, in the event that your company does not transact the type of business for which the special report must be filed, your response of NO to the specific interrogatory will be accepted in lieu of filing a "NONE" report and a bar code will be printed below. If the supplement is required of your company but is not being filed for whatever reason, enter SEE EXPLANATION and provide an explanation following the interrogatory questions.

MARCH FILING

| | |
|---|-----|
| 12. Will Schedule SIS (Stockholder Information Supplement) be filed with the state of domicile by March 1? | NO |
| 13. Will the Financial Guaranty Insurance Exhibit be filed by March 1? | NO |
| 14. Will the Medicare Supplement Insurance Experience Exhibit be filed with the state of domicile and the NAIC by March 1? | NO |
| 15. Will Supplement A to Schedule T (Medical Professional Liability Supplement) be filed by March 1? | NO |
| 16. Will the Trusteed Surplus Statement be filed with the state of domicile and the NAIC by March 1? | NO |
| 17. Will the Premiums Attributed to Protected Cells Exhibit be filed by March 1? | NO |
| 18. Will the Reinsurance Summary Supplemental Filing for General Interrogatory 9 be filed with the state of domicile and the NAIC by March 1? | NO |
| 19. Will the Medicare Part D Coverage Supplement be filed with the state of domicile and the NAIC by March 1? | NO |
| 20. Will the confidential Actuarial Opinion Summary be filed with the state of domicile, if required, by March 15 (or the date otherwise specified)? | YES |
| 21. Will the Reinsurance Attestation Supplement be filed with the state of domicile and the NAIC by March 1? | YES |
| 22. Will the Exceptions to the Reinsurance Attestation Supplement be filed with the state of domicile by March 1? | NO |
| 23. Will the Bail Bond Supplement be filed with the state of domicile and the NAIC by March 1? | NO |
| 24. Will the Director and Officer Insurance Coverage Supplement be filed with the state of domicile and the NAIC by March 1? | NO |
| 25. Will an approval from the reporting entity's state of domicile for relief related to the five-year rotation requirement for lead audit partners be filed electronically with the NAIC by March 1? | NO |
| 26. Will an approval from the reporting entity's state of domicile for relief related to the one-year cooling off period for independent CPA be filed electronically with the NAIC by March 1? | NO |
| 27. Will an approval from the reporting entity's state of domicile for relief related to the Requirements for Audit Committees be filed electronically with the NAIC by March 1? | NO |

APRIL FILING

| | |
|--|----|
| 28. Will the Credit Insurance Experience Exhibit be filed with state of domicile and the NAIC by April 1? | NO |
| 29. Will the Long-Term Care Experience Reporting Forms be filed with the state of domicile and the NAIC by April 1? | NO |
| 30. Will the Accident and Health Policy Experience Exhibit be filed by April 1? | NO |
| 31. Will the Supplemental Health Care Exhibit (Parts 1, 2 and 3) be filed with the state of domicile and the NAIC by April 1? | NO |
| 32. Will the regulator only (non-public) Supplemental Health Care Exhibit's Expense Allocation Report be filed with the state of domicile and the NAIC by April 1? | NO |

AUGUST FILING

| | |
|--|-----|
| 33. Will Management's Report of Internal Control Over Financial Reporting be filed with the state of domicile by August 1? | YES |
|--|-----|


Annual Statement for the year 2014 of the **AFFILIATED FM INSURANCE COMPANY**
SUPPLEMENTAL EXHIBITS AND SCHEDULES INTERROGATORIES

The following supplemental reports are required to be filed as part of your statement filing unless specifically waived by the domiciliary state. However, in the event that your domiciliary state waives the filing requirement, your response of WAIVED to the specific interrogatory will be accepted in lieu of filing a "NONE" report and a bar code will be printed below. If the supplement is required of your company but is not being filed for whatever reason enter SEE EXPLANATION and provide an explanation following the interrogatory questions.


EXPLANATIONS:

BAR CODE:


- 1.
- 2.
- 3.
- 4.
- 5.
- 6.
- 7.
- 8.
- 9.
- 10.
- 11.
- 12.
- 13.
- 14.
- 15.
- 16.
- 17.
- 18.
- 19.
- 20.
- 21.
- 22.
- 23.
- 24.
- 25.
- 26.
- 27.
- 28.
- 29.
- 30.
- 31.
- 32.
- 33.




* 1 0 0 1 4 2 0 1 4 4 2 0 0 0 0 0 0 *




* 1 0 0 1 4 2 0 1 4 2 4 0 0 0 0 0 0 *




* 1 0 0 1 4 2 0 1 4 3 6 0 0 0 0 0 0 *




* 1 0 0 1 4 2 0 1 4 4 5 5 0 0 0 0 0 *




* 1 0 0 1 4 2 0 1 4 4 9 0 0 0 0 0 0 *




* 1 0 0 1 4 2 0 1 4 3 8 5 0 0 0 0 0 *




* 1 0 0 1 4 2 0 1 4 4 0 1 0 0 0 0 0 *




* 1 0 0 1 4 2 0 1 4 3 6 5 0 0 0 0 0 *




* 1 0 0 1 4 2 0 1 4 4 0 0 0 0 0 0 0 *




* 1 0 0 1 4 2 0 1 4 5 0 0 0 0 0 0 0 *




* 1 0 0 1 4 2 0 1 4 5 0 5 0 0 0 0 0 *




* 1 0 0 1 4 2 0 1 4 2 2 4 0 0 0 0 0 *




* 1 0 0 1 4 2 0 1 4 2 2 5 0 0 0 0 0 *




* 1 0 0 1 4 2 0 1 4 2 2 6 0 0 0 0 0 *




* 1 0 0 1 4 2 0 1 4 2 3 0 0 0 0 0 0 *




* 1 0 0 1 4 2 0 1 4 3 0 6 0 0 0 0 0 *



* 1 0 0 1 4 2 0 1 4 2 1 0 0 0 0 0 0 *



* 1 0 0 1 4 2 0 1 4 2 1 6 0 0 0 0 0 *



* 1 0 0 1 4 2 0 1 4 2 1 7 0 0 0 0 0 *

Annual Statement for the year 2014 of the **AFFILIATED FM INSURANCE COMPANY**
Overflow Page for Write-Ins

Additional Write-ins for Liabilities:

| | 1 Current Year | 2 Prior Year |
|---|-------------------|-----------------|
| 2904. | | |
| 2997. Summary of remaining write-ins for Line 29..... | 0 | 0 |

Additional Write-ins for Liabilities:

| | 1 Current Year | 2 Prior Year |
|---|-------------------|-----------------|
| 3204. | | |
| 3297. Summary of remaining write-ins for Line 32..... | 0 | 0 |

Additional Write-ins for Statement of Income:

| | 1 Current Year | 2 Prior Year |
|--|-------------------|-----------------|
| 0504. | | |
| 0505. | | |
| 0597. Summary of remaining write-ins for Line 5..... | 0 | 0 |

Additional Write-ins for Underwriting and Investment Exhibit-Part 3:

| | 1 Loss Adjustment Expenses | 2 Other Underwriting Expenses | 3 Investment Expenses | 4 Total |
|---|----------------------------------|--|-----------------------------|------------|
| 2404. Filing Fees..... | | | 2,367 | 2,367 |
| 2405. Consultants..... | 4,406 | 1,772,370 | | 1,776,776 |
| 2406. Goods and Service Tax (Canada)..... | | 106,960 | | 106,960 |
| 2407. Charitable Contributions..... | | 25,000 | | 25,000 |
| 2408. Foreign Exchange Revaluations..... | | 22,406 | | 22,406 |
| 2497. Summary of remaining write-ins for Line 24..... | 4,406 | 1,926,736 | 2,367 | 1,933,509 |

Additional Write-ins for Schedule T:

| States, Etc. | 1 Active Status | Gross Premiums, Including Policy and Membership Fees, Less Return Premiums and Premiums on Policies Not Taken | | 4 Dividends Paid or Credited to Policyholders on Direct Business | 5 Direct Losses Paid (Deducting Salvage) | 6 Direct Losses Incurred | 7 Direct Losses Unpaid | 8 Finance and Service Charges not Included in Premiums | 9 Direct Premiums Written for Federal Pur- chasing Groups (Incl. in Col. 2) |
|---|-----------------------|---|--------------------------------|---|--|--------------------------------|------------------------------|---|--|
| | | 2 Direct Premiums Written | 3 Direct Premiums Earned | | | | | | |
| 58004. BEL BELGIUM | XXX | 18,964 | 15,083 | | | | | | |
| 58005. TWN CHINA - TAIWAN | XXX | 501,801 | 466,457 | | | | | | |
| 58006. DNK DENMARK | XXX | | 13 | | | | | | |
| 58007. SLV EL SALVADOR | XXX | 1,000 | 975 | | | | | | |
| 58008. FIN FINLAND | XXX | 1,151 | 8,425 | | | | | | |
| 58009. FRA FRANCE | XXX | 1,536 | 4,490 | | | | | | |
| 58010. DEU GERMANY | XXX | 9,409 | 12,940 | | | | | | |
| 58011. GTM GUATEMALA | XXX | 2,000 | 1,951 | | | | | | |
| 58012. HND HONDURAS | XXX | 3,000 | 2,926 | | | | | | |
| 58013. HKG HONG KONG | XXX | 40,999 | 32,227 | | | | | | |
| 58014. IND INDIA | XXX | 16,012 | 16,221 | | | | | | |
| 58015. IDN INDONESIA | XXX | 4,964 | 2,981 | | | | | | |
| 58016. ITA ITALY | XXX | 7,545 | 17,646 | | | | | | |
| 58017. JPN JAPAN | XXX | 23,385 | 37,557 | | | | | | |
| 58018. LIE LIECHTENSTEIN | XXX | | 13 | | | | | | |
| 58019. MYS MALAYSIA | XXX | 34,495 | 55,236 | | | | | | |
| 58020. MEX MEXICO | XXX | 30,765 | 37,278 | | | | | | |
| 58021. NAM NAMIBIA | XXX | | | | | 3,599,950 | 3,600,000 | | |
| 58022. NLD NETHERLANDS | XXX | 1,443 | 2,214 | | | | | | |
| 58023. PHL PHILIPPINES | XXX | 62,936 | 89,684 | | | | | | |
| 58024. SGP SINGAPORE | XXX | 30,191 | 14,864 | | | | | | |
| 58025. KOR SOUTH KOREA | XXX | 14,733 | 14,445 | | | | | | |
| 58026. ESP SPAIN | XXX | 2,436 | 5,991 | | | | | | |
| 58027. LKA SRI LANKA | XXX | (24) | 1,477 | | | | | | |
| 58028. SVK SLOVAK REPUBLIC | XXX | 4,052 | 4,572 | | | | | | |
| 58029. CHE SWITZERLAND | XXX | 2,000 | 2,000 | | | | | | |
| 58030. THA THAILAND | XXX | 4,583 | 4,469 | | | | | | |
| 58031. GBR UNITED KINGDOM | XXX | 77,659 | 76,075 | | | | | | |
| 58032. VNM VIETNAM | XXX | 36,570 | 34,463 | | | | | | |
| 58997. Summary of remaining write-ins for Line 58..... | XXX | 933,605 | 962,674 | 0 | 0 | 3,599,950 | 3,600,000 | 0 | 0 |

Overflow Page for Write-Ins

100L

NONE

2014 ALPHABETICAL INDEX -- PROPERTY & CASUALTY ANNUAL STATEMENT BLANK

| | | | |
|--|------|--|------|
| Assets | 2 | Schedule P-Part 2G-Special Liability (Ocean Marine, Aircraft (All Perils), Boiler & Machinery) | 58 |
| Cash Flow | 5 | Schedule P-Part 2H-Section 1-Other Liability-Occurrence | 58 |
| Exhibit of Capital Gains (Losses) | 12 | Schedule P-Part 2H-Section 2-Other Liability-Claims-Made | 58 |
| Exhibit of Net Investment Income | 12 | Schedule P-Part 2I-Spec. Prop. (Fire, Allied Lines, Inland Marine, Earthquake, Burglary, Theft) | 59 |
| Exhibit of Nonadmitted Assets | 13 | Schedule P-Part 2J-Auto Physical Damage | 59 |
| Exhibit of Premiums and Losses (State Page) | 19 | Schedule P-Part 2K-Fidelity, Surety | 59 |
| Five-Year Historical Data | 17 | Schedule P-Part 2L-Other (Including Credit, Accident and Health) | 59 |
| General Interrogatories | 15 | Schedule P-Part 2M-International | 59 |
| Jurat Page | 1 | Schedule P-Part 2N-Reinsurance - Nonproportional Assumed Property | 60 |
| Liabilities, Surplus and Other Funds | 3 | Schedule P-Part 2O-Reinsurance - Nonproportional Assumed Liability | 60 |
| Notes To Financial Statements | 14 | Schedule P-Part 2P-Reinsurance - Nonproportional Assumed Financial Lines | 60 |
| Overflow Page For Write-ins | 100 | Schedule P-Part 2R-Section 1-Products Liability-Occurrence | 61 |
| Schedule A-Part 1 | E01 | Schedule P-Part 2R-Section 2-Products Liability-Claims-Made | 61 |
| Schedule A-Part 2 | E02 | Schedule P-Part 2S-Financial Guaranty/Mortgage Guaranty | 61 |
| Schedule A-Part 3 | E03 | Schedule P-Part 2T-Warranty | 61 |
| Schedule A-Verification Between Years | SI02 | Schedule P-Part 3A-Homeowners/Farmowners | 62 |
| Schedule B-Part 1 | E04 | Schedule P-Part 3B-Private Passenger Auto Liability/Medical | 62 |
| Schedule B-Part 2 | E05 | Schedule P-Part 3C-Commercial Auto/Truck Liability/Medical | 62 |
| Schedule B-Part 3 | E06 | Schedule P-Part 3D-Workers' Compensation (Excluding Excess Workers Compensation) | 62 |
| Schedule B-Verification Between Years | SI02 | Schedule P-Part 3E-Commercial Multiple Peril | 62 |
| Schedule BA-Part 1 | E07 | Schedule P-Part 3F-Section 1 -Medical Professional Liability-Occurrence | 63 |
| Schedule BA-Part 2 | E08 | Schedule P-Part 3F-Section 2-Medical Professional Liability-Claims-Made | 63 |
| Schedule BA-Part 3 | E09 | Schedule P-Part 3G-Special Liability (Ocean Marine, Aircraft (All Perils), Boiler & Machinery) | 63 |
| Schedule BA-Verification Between Years | SI03 | Schedule P-Part 3H-Section 1-Other Liability-Occurrence | 63 |
| Schedule D-Part 1 | E10 | Schedule P-Part 3H-Section 2-Other Liability-Claims-Made | 63 |
| Schedule D-Part 1A-Section 1 | SI05 | Schedule P-Part 3I-Spec. Prop. (Fire, Allied Lines, Inland Marine, Earthquake, Burglary, Theft) | 64 |
| Schedule D-Part 1A-Section 2 | SI08 | Schedule P-Part 3J-Auto Physical Damage | 64 |
| Schedule D-Part 2-Section 1 | E11 | Schedule P-Part 3K-Fidelity/Surety | 64 |
| Schedule D-Part 2-Section 2 | E12 | Schedule P-Part 3L-Other (Including Credit, Accident and Health) | 64 |
| Schedule D-Part 3 | E13 | Schedule P-Part 3M-International | 64 |
| Schedule D-Part 4 | E14 | Schedule P-Part 3N-Reinsurance - Nonproportional Assumed Property | 65 |
| Schedule D-Part 5 | E15 | Schedule P-Part 3O-Reinsurance - Nonproportional Assumed Liability | 65 |
| Schedule D-Part 6-Section 1 | E16 | Schedule P-Part 3P-Reinsurance - Nonproportional Assumed Financial Lines | 65 |
| Schedule D-Part 6-Section 2 | E16 | Schedule P-Part 3R-Section 1-Products Liability-Occurrence | 66 |
| Schedule D-Summary By Country | SI04 | Schedule P-Part 3R-Section 2-Products Liability-Claims-Made | 66 |
| Schedule D-Verification Between Years | SI03 | Schedule P-Part 3S-Financial Guaranty/Mortgage Guaranty | 66 |
| Schedule DA-Part 1 | E17 | Schedule P-Part 3T-Warranty | 66 |
| Schedule DA-Verification Between Years | SI10 | Schedule P-Part 4A-Homeowners/Farmowners | 67 |
| Schedule DB-Part A-Section 1 | E18 | Schedule P-Part 4B-Private Passenger Auto Liability/Medical | 67 |
| Schedule DB-Part A-Section 2 | E19 | Schedule P-Part 4C-Commercial Auto/Truck Liability/Medical | 67 |
| Schedule DB-Part A-Verification Between Years | SI11 | Schedule P-Part 4D-Workers' Compensation (Excluding Excess Workers Compensation) | 67 |
| Schedule DB-Part B-Section 1 | E20 | Schedule P-Part 4E-Commercial Multiple Peril | 67 |
| Schedule DB-Part B-Section 2 | E21 | Schedule P-Part 4F-Section 1-Medical Professional Liability-Occurrence | 68 |
| Schedule DB-Part B-Verification Between Years | SI11 | Schedule P-Part 4F-Section 2-Medical Professional Liability-Claims-Made | 68 |
| Schedule DB-Part C-Section 1 | SI12 | Schedule P-Part 4G-Special Liability (Ocean Marine, Aircraft (All Perils), Boiler & Machinery) | 68 |
| Schedule DB-Part C-Section 2 | SI13 | Schedule P-Part 4H-Section 1-Other Liability-Occurrence | 68 |
| Schedule DB-Part D-Section 1 | E22 | Schedule P-Part 4H-Section 2-Other Liability-Claims-Made | 68 |
| Schedule DB-Part D-Section 2 | E23 | Schedule P-Part 4I-Spec. Prop. (Fire, Allied Lines, Inland Marine, Earthquake, Burglary & Theft) | 69 |
| Schedule DB-Verification | SI14 | Schedule P-Part 4J-Auto Physical Damage | 69 |
| Schedule DL-Part 1 | E24 | Schedule P-Part 4K-Fidelity/Surety | 69 |
| Schedule DL-Part 2 | E25 | Schedule P-Part 4L-Other (Including Credit, Accident and Health) | 69 |
| Schedule E-Part 1-Cash | E26 | Schedule P-Part 4M-International | 69 |
| Schedule E-Part 2-Cash Equivalents | E27 | Schedule P-Part 4N-Reinsurance - Nonproportional Assumed Property | 70 |
| Schedule E-Part 3-Special Deposits | E28 | Schedule P-Part 4O-Reinsurance - Nonproportional Assumed Liability | 70 |
| Schedule E-Verification Between Years | SI15 | Schedule P-Part 4P-Reinsurance - Nonproportional Assumed Financial Lines | 70 |
| Schedule F-Part 1 | 20 | Schedule P-Part 4R-Section 1-Products Liability-Occurrence | 71 |
| Schedule F-Part 2 | 21 | Schedule P-Part 4R-Section 2-Products Liability-Claims-Made | 71 |
| Schedule F-Part 3 | 22 | Schedule P-Part 4S-Financial Guaranty/Mortgage Guaranty | 71 |
| Schedule F-Part 4 | 23 | Schedule P-Part 4T-Warranty | 71 |
| Schedule F-Part 5 | 24 | Schedule P-Part 5A-Homeowners/Farmowners | 72 |
| Schedule F-Part 6-Section 1 | 25 | Schedule P-Part 5B-Private Passenger Auto Liability/Medical | 73 |
| Schedule F-Part 6-Section 2 | 26 | Schedule P-Part 5C-Commercial Auto/Truck Liability/Medical | 74 |
| Schedule F-Part 7 | 27 | Schedule P-Part 5D-Workers' Compensation (Excluding Excess Workers Compensation) | 75 |
| Schedule F-Part 8 | 28 | Schedule P-Part 5E-Commercial Multiple Peril | 76 |
| Schedule F-Part 9 | 29 | Schedule P-Part 5F-Medical Professional Liability-Claims-Made | 78 |
| Schedule H-Accident and Health Exhibit-Part 1 | 30 | Schedule P-Part 5F-Medical Professional Liability-Occurrence | 77 |
| Schedule H-Part 2, Part 3 and Part 4 | 31 | Schedule P-Part 5H-Other Liability-Claims-Made | 80 |
| Schedule H-Part 5-Health Claims | 32 | Schedule P-Part 5H-Other Liability-Occurrence | 79 |
| Schedule P-Part 1-Summary | 33 | Schedule P-Part 5R-Products Liability-Claims-Made | 82 |
| Schedule P-Part 1A-Homeowners/Farmowners | 35 | Schedule P-Part 5R-Products Liability-Occurrence | 81 |
| Schedule P-Part 1B-Private Passenger Auto Liability/Medical | 36 | Schedule P-Part 5T-Warranty | 83 |
| Schedule P-Part 1C-Commercial Auto/Truck Liability/Medical | 37 | Schedule P-Part 6C-Commercial Auto/Truck Liability/Medical | 84 |
| Schedule P-Part 1D-Workers' Compensation (Excluding Excess Workers Compensation) | 38 | Schedule P-Part 6D-Workers' Compensation (Excluding Excess Workers Compensation) | 84 |
| Schedule P-Part 1E-Commercial Multiple Peril | 39 | Schedule P-Part 6E-Commercial Multiple Peril | 85 |
| Schedule P-Part 1F-Section 1-Medical Professional Liability-Occurrence | 40 | Schedule P-Part 6H-Other Liability-Claims-Made | 86 |
| Schedule P-Part 1F-Section 2-Medical Professional Liability-Claims-Made | 41 | Schedule P-Part 6H-Other Liability-Occurrence | 85 |
| Schedule P-Part 1G-Special Liability (Ocean, Marine, Aircraft (All Perils), Boiler & Machinery) | 42 | Schedule P-Part 6M-International | 86 |
| Schedule P-Part 1H-Section 1-Other Liability-Occurrence | 43 | Schedule P-Part 6N-Reinsurance - Nonproportional Assumed Property | 87 |
| Schedule P-Part 1H-Section 2-Other Liability-Claims-Made | 44 | Schedule P-Part 6O-Reinsurance - Nonproportional Assumed Liability | 87 |
| Schedule P-Part 1I-Spec. Prop. (Fire, Allied Lines, Inland Marine, Earthquake, Burglary & Theft) | 45 | Schedule P-Part 6R-Products Liability-Claims-Made | 88 |
| Schedule P-Part 1J-Auto Physical Damage | 46 | Schedule P-Part 6R-Products Liability-Occurrence | 88 |
| Schedule P-Part 1K-Fidelity/Surety | 47 | Schedule P-Part 7A-Primary Loss Sensitive Contracts | 89 |
| Schedule P-Part 1L-Other (Including Credit, Accident and Health) | 48 | Schedule P-Part 7B-Reinsurance Loss Sensitive Contracts | 91 |
| Schedule P-Part 1M-International | 49 | Schedule P Interrogatories | 93 |
| Schedule P-Part 1N-Reinsurance - Nonproportional Assumed Property | 50 | Schedule T-Exhibit of Premiums Written | 94 |
| Schedule P-Part 1O-Reinsurance - Nonproportional Assumed Liability | 51 | Schedule T-Part 2-Interstate Compact | 95 |
| Schedule P-Part 1P-Reinsurance - Nonproportional Assumed Financial Lines | 52 | Schedule Y-Information Concerning Activities of Insurer Members of a Holding Company Group | 96 |
| Schedule P-Part 1R-Section 1-Products Liability-Occurrence | 53 | Schedule Y-Detail of Insurance Holding Company System | 97 |
| Schedule P-Part 1R-Section 2-Products Liability-Claims-Made | 54 | Schedule Y-Part 2-Summary of Insurer's Transactions With Any Affiliates | 98 |
| Schedule P-Part 1S-Financial Guaranty/Mortgage Guaranty | 55 | Statement of Income | 4 |
| Schedule P-Part 1T-Warranty | 56 | Summary Investment Schedule | SI01 |
| Schedule P-Part 2, Part 3 and Part 4 - Summary | 34 | Supplemental Exhibits and Schedules Interrogatories | 99 |
| Schedule P-Part 2A-Homeowners/Farmowners | 57 | Underwriting and Investment Exhibit Part 1 | 6 |
| Schedule P-Part 2B-Private Passenger Auto Liability/Medical | 57 | Underwriting and Investment Exhibit Part 1A | 7 |
| Schedule P-Part 2C-Commercial Auto/Truck Liability/Medical | 57 | Underwriting and Investment Exhibit Part 1B | 8 |
| Schedule P-Part 2D-Workers' Compensation (Excluding Excess Workers Compensation) | 57 | Underwriting and Investment Exhibit Part 2 | 9 |
| Schedule P-Part 2E-Commercial Multiple Peril | 57 | Underwriting and Investment Exhibit Part 2A | 10 |
| Schedule P-Part 2F-Section 1-Medical Professional Liability-Occurrence | 58 | Underwriting and Investment Exhibit Part 3 | 11 |
| Schedule P-Part 2F-Section 2-Medical Professional Liability-Claims-Made | 58 | | |