



# ANNUAL STATEMENT

For the Year Ended December 31, 2016  
of the Condition and Affairs of the

## Metropolitan Casualty Insurance Company

NAIC Group Code.....241, 241 <small>(Current Period) (Prior Period)</small>	NAIC Company Code..... 40169	Employer's ID Number..... 05-0393243
Organized under the Laws of RI	State of Domicile or Port of Entry RI	Country of Domicile US
Incorporated/Organized..... October 7, 1981	Commenced Business..... April 1, 1982	
Statutory Home Office	700 Quaker Lane..... Warwick ..... RI ..... US ..... 02886-6669 <small>(Street and Number) (City or Town, State, Country and Zip Code)</small>	
Main Administrative Office	700 Quaker Lane..... Warwick ..... RI ..... US..... 02886-6669 <small>(Street and Number) (City or Town, State, Country and Zip Code)</small>	401-827-2400 <small>(Area Code) (Telephone Number)</small>
Mail Address	PO Box 350, 700 Quaker Lane..... Warwick ..... RI ..... US ..... 02887-0350 <small>(Street and Number or P. O. Box) (City or Town, State, Country and Zip Code)</small>	
Primary Location of Books and Records	700 Quaker Lane..... Warwick ..... RI ..... US ..... 02886-6669 <small>(Street and Number) (City or Town, State, Country and Zip Code)</small>	800-638-4208 <small>(Area Code) (Telephone Number)</small>
Internet Web Site Address	www.metlife.com	
Statutory Statement Contact	Kevin Paul Swift <small>(Name)</small> kswift@metlife.com <small>(E-Mail Address)</small>	800-638-4208 <small>(Area Code) (Telephone Number) (Extension)</small> 401-827-2315 <small>(Fax Number)</small>

### OFFICERS

Name	Title	Name	Title
1. Kishore Ponnnavolu	President	2. Maura Catherine Travers	Assistant General Counsel and Secretary
3. Michael John Bednarick #	Vice President and Chief Financial Officer	4. John Dennis McCallion #	Treasurer

### OTHER

Robert Edward Bean #	Vice President	Kevin Chean #	Vice President
Marlene Beverly Debel	Executive Vice President	Darla Ann Finchum	Vice President
Barbara Jean Furr	Vice President	Lise Ann Hasegawa	Vice President
Richard Paul Lonardo	Vice President	Barry Gregory Morphis	Vice President
Mick Lloyd Noland	Senior Vice President	Robert Francis Nostramo	Senior Vice President and General Counsel
Christopher Timothy Rhodes #	Vice President	Richard Andrew Stevens #	Vice President and Controller
Calvin Tyrone Strong #	Vice President		

### DIRECTORS OR TRUSTEES

Michael John Bednarick #	Barbara Jean Furr #	Paul Edward Gavin	Kishore Ponnnavolu
--------------------------	---------------------	-------------------	--------------------

State of..... Rhode Island  
County of..... Kent

The officers of this reporting entity being duly sworn, each depose and say that they are the described officers of said reporting entity, and that on the reporting period stated above, all of the herein described assets were the absolute property of the said reporting entity, free and clear from any liens or claims thereon, except as herein stated, and that this statement, together with related exhibits, schedules and explanations therein contained, annexed or referred to, is a full and true statement of all the assets and liabilities and of the condition and affairs of the said reporting entity as of the reporting period stated above, and of its income and deductions therefrom for the period ended, and have been completed in accordance with the NAIC *Annual Statement Instructions and Accounting Practices and Procedures* manual except to the extent that: (1) state law may differ; or, (2) that state rules or regulations require differences in reporting not related to accounting practices and procedures, according to the best of their information, knowledge and belief, respectively. Furthermore, the scope of this attestation by the described officers also includes the related corresponding electronic filing with the NAIC, when required, that is an exact copy (except for formatting differences due to electronic filing) of the enclosed statement. The electronic filing may be requested by various regulators in lieu of or in addition to the enclosed statement.

*Kishore Ponnnavolu*

Kishore Ponnnavolu  
President

*Maura Catherine Travers*

Maura Catherine Travers  
Assistant General Counsel and Secretary

*Michael J Bednarick*

Michael John Bednarick  
Vice President and Chief Financial Officer

Subscribed and sworn to before me

This 3rd day of February 2017

*Deborah L. Masterson*

Deborah L. Masterson  
Notary  
June 24, 2017


a. Is this an original filing? Yes [ X ] No [ ]

b. If no

1. State the amendment number \_\_\_\_\_

2. Date filed \_\_\_\_\_

3. Number of pages attached \_\_\_\_\_



**EXHIBIT OF PREMIUMS AND LOSSES (Statutory Page 14)**



NAIC Group Code....241 NAIC Company Code....40169

BUSINESS IN THE STATE OF ALASKA DURING THE YEAR

Line of Business	Gross Premiums, Including Policy and Membership Fees, Less Return Premiums and Premiums on Policies not Taken		3 Dividends Paid or Credited to Policyholders on Direct Business	4 Direct Unearned Premium Reserves	5 Direct Losses Paid (deducting salvage)	6 Direct Losses Incurred	7 Direct Losses Unpaid	8 Direct Defense and Cost Containment Expense Paid	9 Direct Defense and Cost Containment Expense Incurred	10 Direct Defense and Cost Containment Expense Unpaid	11 Commissions and Brokerage Expenses	12 Taxes, Licenses and Fees
	1 Direct Premiums Written	2 Direct Premiums Earned										
1. Fire.....	0	0	0	0	0	0	0	0	0	0	0	0
2.1 Allied lines.....	0	0	0	0	0	0	0	0	0	0	0	0
2.2 Multiple peril crop.....	0	0	0	0	0	0	0	0	0	0	0	0
2.3 Federal flood.....	0	0	0	0	0	0	0	0	0	0	0	0
2.4 Private crop.....	0	0	0	0	0	0	0	0	0	0	0	0
2.5 Private flood.....	0	0	0	0	0	0	0	0	0	0	0	0
3. Farmowners multiple peril.....	0	0	0	0	0	0	0	0	0	0	0	0
4. Homeowners multiple peril.....	0	0	0	0	0	0	0	0	0	0	0	0
5.1 Commercial multiple peril (non-liability portion).....	0	0	0	0	0	0	0	0	0	0	0	0
5.2 Commercial multiple peril (liability portion).....	0	0	0	0	0	0	0	0	0	0	0	0
6. Mortgage guaranty.....	0	0	0	0	0	0	0	0	0	0	0	0
8. Ocean marine.....	0	0	0	0	0	0	0	0	0	0	0	0
9. Inland marine.....	0	0	0	0	0	0	0	0	0	0	0	0
10. Financial guaranty.....	0	0	0	0	0	0	0	0	0	0	0	0
11. Medical professional liability.....	0	0	0	0	0	0	0	0	0	0	0	0
12. Earthquake.....	0	0	0	0	0	0	0	0	0	0	0	0
13. Group accident and health (b).....	0	0	0	0	0	0	0	0	0	0	0	0
14. Credit A&H (group and individual).....	0	0	0	0	0	0	0	0	0	0	0	0
15.1 Collectively renewable A&H (b).....	0	0	0	0	0	0	0	0	0	0	0	0
15.2 Non-cancelable A&H (b).....	0	0	0	0	0	0	0	0	0	0	0	0
15.3 Guaranteed renewable A&H (b).....	0	0	0	0	0	0	0	0	0	0	0	0
15.4 Non-renewable for stated reasons only (b).....	0	0	0	0	0	0	0	0	0	0	0	0
15.5 Other accident only.....	0	0	0	0	0	0	0	0	0	0	0	0
15.6 Medicare Title XVIII exempt from state taxes or fees.....	0	0	0	0	0	0	0	0	0	0	0	0
15.7 All other A&H (b).....	0	0	0	0	0	0	0	0	0	0	0	0
15.8 Federal employees health benefits plan premium.....	0	0	0	0	0	0	0	0	0	0	0	0
16. Workers' compensation.....	0	0	0	0	0	0	0	0	0	0	0	0
17.1 Other liability-occurrence.....	0	0	0	0	0	0	0	0	0	0	0	0
17.2 Other liability-claims-made.....	0	0	0	0	0	0	0	0	0	0	0	0
17.3 Excess workers' compensation.....	0	0	0	0	0	0	0	0	0	0	0	0
18. Products liability.....	0	0	0	0	0	0	0	0	0	0	0	0
19.1 Private passenger auto no-fault (personal injury protection).....	0	0	0	0	0	0	0	0	0	0	0	0
19.2 Other private passenger auto liability.....	0	0	0	0	0	0	0	0	0	0	0	0
19.3 Commercial auto no-fault (personal injury protection).....	0	0	0	0	0	0	0	0	0	0	0	0
19.4 Other commercial auto liability.....	0	0	0	0	0	0	0	0	0	0	0	0
21.1 Private passenger auto physical damage.....	0	0	0	0	0	0	0	0	0	0	0	0
21.2 Commercial auto physical damage.....	0	0	0	0	0	0	0	0	0	0	0	0
22. Aircraft (all perils).....	0	0	0	0	0	0	0	0	0	0	0	0
23. Fidelity.....	0	0	0	0	0	0	0	0	0	0	0	0
24. Surety.....	0	0	0	0	0	0	0	0	0	0	0	0
26. Burglary and theft.....	0	0	0	0	0	0	0	0	0	0	0	0
27. Boiler and machinery.....	0	0	0	0	0	0	0	0	0	0	0	0
28. Credit.....	0	0	0	0	0	0	0	0	0	0	0	0
30. Warranty.....	0	0	0	0	0	0	0	0	0	0	0	0
34. Aggregate write-ins for other lines of business.....	0	0	0	0	0	0	0	0	0	0	0	0
35. TOTALS (a).....	0	0	0	0	0	0	0	0	0	0	0	0

**DETAILS OF WRITE-INS**

3401. MISCELLANEOUS.....	0	0	0	0	0	0	0	0	0	0	0	0
3402. ....	0	0	0	0	0	0	0	0	0	0	0	0
3403. ....	0	0	0	0	0	0	0	0	0	0	0	0
3498. Summary of remaining write-ins for Line 34 from overflow page.....	0	0	0	0	0	0	0	0	0	0	0	0
3499. TOTALS (Lines 3401 through 3403 plus 3498) (Line 34 above).....	0	0	0	0	0	0	0	0	0	0	0	0

(a) Finance and service charges not included in Lines 1 to 35 \$.....0.

(b) For health business on indicated lines report: Number of persons insured under PPO managed care products.....0 and number of persons insured under indemnity only products.....0.

19.AK

**EXHIBIT OF PREMIUMS AND LOSSES (Statutory Page 14)**



NAIC Group Code....241 NAIC Company Code....40169

BUSINESS IN THE STATE OF ALABAMA DURING THE YEAR

Line of Business	Gross Premiums, Including Policy and Membership Fees, Less Return Premiums and Premiums on Policies not Taken		3 Dividends Paid or Credited to Policyholders on Direct Business	4 Direct Unearned Premium Reserves	5 Direct Losses Paid (deducting salvage)	6 Direct Losses Incurred	7 Direct Losses Unpaid	8 Direct Defense and Cost Containment Expense Paid	9 Direct Defense and Cost Containment Expense Incurred	10 Direct Defense and Cost Containment Expense Unpaid	11 Commissions and Brokerage Expenses	12 Taxes, Licenses and Fees
	1 Direct Premiums Written	2 Direct Premiums Earned										
1. Fire.....	0	0	0	0	0	0	0	0	0	0	0	0
2.1 Allied lines.....	0	0	0	0	0	0	0	0	0	0	0	0
2.2 Multiple peril crop.....	0	0	0	0	0	0	0	0	0	0	0	0
2.3 Federal flood.....	0	0	0	0	0	0	0	0	0	0	0	0
2.4 Private crop.....	0	0	0	0	0	0	0	0	0	0	0	0
2.5 Private flood.....	0	0	0	0	0	0	0	0	0	0	0	0
3. Farmowners multiple peril.....	0	0	0	0	0	0	0	0	0	0	0	0
4. Homeowners multiple peril.....	0	0	0	0	0	0	0	0	0	0	0	0
5.1 Commercial multiple peril (non-liability portion).....	0	0	0	0	0	0	0	0	0	0	0	0
5.2 Commercial multiple peril (liability portion).....	0	0	0	0	0	0	0	0	0	0	0	0
6. Mortgage guaranty.....	0	0	0	0	0	0	0	0	0	0	0	0
8. Ocean marine.....	0	0	0	0	0	0	0	0	0	0	0	0
9. Inland marine.....	0	0	0	0	0	0	0	0	0	0	0	0
10. Financial guaranty.....	0	0	0	0	0	0	0	0	0	0	0	0
11. Medical professional liability.....	0	0	0	0	0	0	0	0	0	0	0	0
12. Earthquake.....	0	0	0	0	0	0	0	0	0	0	0	0
13. Group accident and health (b).....	0	0	0	0	0	0	0	0	0	0	0	0
14. Credit A&H (group and individual).....	0	0	0	0	0	0	0	0	0	0	0	0
15.1 Collectively renewable A&H (b).....	0	0	0	0	0	0	0	0	0	0	0	0
15.2 Non-cancelable A&H (b).....	0	0	0	0	0	0	0	0	0	0	0	0
15.3 Guaranteed renewable A&H (b).....	0	0	0	0	0	0	0	0	0	0	0	0
15.4 Non-renewable for stated reasons only (b).....	0	0	0	0	0	0	0	0	0	0	0	0
15.5 Other accident only.....	0	0	0	0	0	0	0	0	0	0	0	0
15.6 Medicare Title XVIII exempt from state taxes or fees.....	0	0	0	0	0	0	0	0	0	0	0	0
15.7 All other A&H (b).....	0	0	0	0	0	0	0	0	0	0	0	0
15.8 Federal employees health benefits plan premium.....	0	0	0	0	0	0	0	0	0	0	0	0
16. Workers' compensation.....	0	0	0	0	0	0	0	0	0	0	0	0
17.1 Other liability-occurrence.....	0	0	0	0	0	0	0	0	0	0	0	0
17.2 Other liability-claims-made.....	0	0	0	0	0	0	0	0	0	0	0	0
17.3 Excess workers' compensation.....	0	0	0	0	0	0	0	0	0	0	0	0
18. Products liability.....	0	0	0	0	0	0	0	0	0	0	0	0
19.1 Private passenger auto no-fault (personal injury protection).....	0	0	0	0	0	0	0	0	0	0	0	0
19.2 Other private passenger auto liability.....	46,263	46,835	0	10,378	774	2,709	3,890	0	154	262	566	3,196
19.3 Commercial auto no-fault (personal injury protection).....	0	0	0	0	0	0	0	0	0	0	0	0
19.4 Other commercial auto liability.....	0	0	0	0	0	0	0	0	0	0	0	0
21.1 Private passenger auto physical damage.....	39,490	40,325	0	8,303	16,548	17,222	(658)	0	1	24	465	2,784
21.2 Commercial auto physical damage.....	0	0	0	0	0	0	0	0	0	0	0	0
22. Aircraft (all perils).....	0	0	0	0	0	0	0	0	0	0	0	0
23. Fidelity.....	0	0	0	0	0	0	0	0	0	0	0	0
24. Surety.....	0	0	0	0	0	0	0	0	0	0	0	0
26. Burglary and theft.....	0	0	0	0	0	0	0	0	0	0	0	0
27. Boiler and machinery.....	0	0	0	0	0	0	0	0	0	0	0	0
28. Credit.....	0	0	0	0	0	0	0	0	0	0	0	0
30. Warranty.....	0	0	0	0	0	0	0	0	0	0	0	0
34. Aggregate write-ins for other lines of business.....	0	0	0	0	0	0	0	0	0	0	0	0
35. TOTALS (a).....	85,753	87,160	0	18,681	17,322	19,931	3,232	0	155	286	1,031	5,980

**DETAILS OF WRITE-INS**

3401. MISCELLANEOUS.....	0	0	0	0	0	0	0	0	0	0	0	0
3402. ....	0	0	0	0	0	0	0	0	0	0	0	0
3403. ....	0	0	0	0	0	0	0	0	0	0	0	0
3498. Summary of remaining write-ins for Line 34 from overflow page.....	0	0	0	0	0	0	0	0	0	0	0	0
3499. TOTALS (Lines 3401 through 3403 plus 3498) (Line 34 above).....	0	0	0	0	0	0	0	0	0	0	0	0

(a) Finance and service charges not included in Lines 1 to 35 \$.....80.

(b) For health business on indicated lines report: Number of persons insured under PPO managed care products.....0 and number of persons insured under indemnity only products.....0.

19.61

**EXHIBIT OF PREMIUMS AND LOSSES (Statutory Page 14)**



NAIC Group Code....241 NAIC Company Code....40169

BUSINESS IN THE STATE OF ARKANSAS DURING THE YEAR

Line of Business	Gross Premiums, Including Policy and Membership Fees, Less Return Premiums and Premiums on Policies not Taken		Dividends Paid or Credited to Policyholders on Direct Business	Direct Unearned Premium Reserves	Direct Losses Paid (deducting salvage)	Direct Losses Incurred	Direct Losses Unpaid	Direct Defense and Cost Containment Expense Paid	Direct Defense and Cost Containment Expense Incurred	Direct Defense and Cost Containment Expense Unpaid	Commissions and Brokerage Expenses	Taxes, Licenses and Fees
	1 Direct Premiums Written	2 Direct Premiums Earned										
1. Fire.....	0	0	0	0	0	0	0	0	0	0	0	0
2.1 Allied lines.....	0	0	0	0	0	0	0	0	0	0	0	0
2.2 Multiple peril crop.....	0	0	0	0	0	0	0	0	0	0	0	0
2.3 Federal flood.....	0	0	0	0	0	0	0	0	0	0	0	0
2.4 Private crop.....	0	0	0	0	0	0	0	0	0	0	0	0
2.5 Private flood.....	0	0	0	0	0	0	0	0	0	0	0	0
3. Farmowners multiple peril.....	0	0	0	0	0	0	0	0	0	0	0	0
4. Homeowners multiple peril.....	0	0	0	0	0	0	0	0	0	0	0	0
5.1 Commercial multiple peril (non-liability portion).....	0	0	0	0	0	0	0	0	0	0	0	0
5.2 Commercial multiple peril (liability portion).....	0	0	0	0	0	0	0	0	0	0	0	0
6. Mortgage guaranty.....	0	0	0	0	0	0	0	0	0	0	0	0
8. Ocean marine.....	0	0	0	0	0	0	0	0	0	0	0	0
9. Inland marine.....	0	0	0	0	0	0	0	0	0	0	0	0
10. Financial guaranty.....	0	0	0	0	0	0	0	0	0	0	0	0
11. Medical professional liability.....	0	0	0	0	0	0	0	0	0	0	0	0
12. Earthquake.....	0	0	0	0	0	0	0	0	0	0	0	0
13. Group accident and health (b).....	0	0	0	0	0	0	0	0	0	0	0	0
14. Credit A&H (group and individual).....	0	0	0	0	0	0	0	0	0	0	0	0
15.1 Collectively renewable A&H (b).....	0	0	0	0	0	0	0	0	0	0	0	0
15.2 Non-cancelable A&H (b).....	0	0	0	0	0	0	0	0	0	0	0	0
15.3 Guaranteed renewable A&H (b).....	0	0	0	0	0	0	0	0	0	0	0	0
15.4 Non-renewable for stated reasons only (b).....	0	0	0	0	0	0	0	0	0	0	0	0
15.5 Other accident only.....	0	0	0	0	0	0	0	0	0	0	0	0
15.6 Medicare Title XVIII exempt from state taxes or fees.....	0	0	0	0	0	0	0	0	0	0	0	0
15.7 All other A&H (b).....	0	0	0	0	0	0	0	0	0	0	0	0
15.8 Federal employees health benefits plan premium.....	0	0	0	0	0	0	0	0	0	0	0	0
16. Workers' compensation.....	0	0	0	0	0	0	0	0	0	0	0	0
17.1 Other liability-occurrence.....	0	0	0	0	0	0	0	0	0	0	0	0
17.2 Other liability-claims-made.....	0	0	0	0	0	0	0	0	0	0	0	0
17.3 Excess workers' compensation.....	0	0	0	0	0	0	0	0	0	0	0	0
18. Products liability.....	0	0	0	0	0	0	0	0	0	0	0	0
19.1 Private passenger auto no-fault (personal injury protection).....	167	178	0	36	0	(14)	30	0	(5)	6	(1)	.53
19.2 Other private passenger auto liability.....	3,409	3,707	0	687	0	26,797	26,956	726	3,078	2,362	(29)	1,088
19.3 Commercial auto no-fault (personal injury protection).....	0	0	0	0	0	0	0	0	0	0	0	0
19.4 Other commercial auto liability.....	0	0	0	0	0	0	0	0	0	0	0	0
21.1 Private passenger auto physical damage.....	3,232	3,370	0	661	0	766	12	109	97	0	(28)	1,032
21.2 Commercial auto physical damage.....	0	0	0	0	0	0	0	0	0	0	0	0
22. Aircraft (all perils).....	0	0	0	0	0	0	0	0	0	0	0	0
23. Fidelity.....	0	0	0	0	0	0	0	0	0	0	0	0
24. Surety.....	0	0	0	0	0	0	0	0	0	0	0	0
26. Burglary and theft.....	0	0	0	0	0	0	0	0	0	0	0	0
27. Boiler and machinery.....	0	0	0	0	0	0	0	0	0	0	0	0
28. Credit.....	0	0	0	0	0	0	0	0	0	0	0	0
30. Warranty.....	0	0	0	0	0	0	0	0	0	0	0	0
34. Aggregate write-ins for other lines of business.....	0	0	0	0	0	0	0	0	0	0	0	0
35. TOTALS (a).....	6,808	7,255	0	1,384	0	27,549	26,998	835	3,170	2,368	(58)	2,173

**DETAILS OF WRITE-INS**

3401. MISCELLANEOUS.....	0	0	0	0	0	0	0	0	0	0	0	0
3402. ....	0	0	0	0	0	0	0	0	0	0	0	0
3403. ....	0	0	0	0	0	0	0	0	0	0	0	0
3498. Summary of remaining write-ins for Line 34 from overflow page.....	0	0	0	0	0	0	0	0	0	0	0	0
3499. TOTALS (Lines 3401 through 3403 plus 3498) (Line 34 above).....	0	0	0	0	0	0	0	0	0	0	0	0

(a) Finance and service charges not included in Lines 1 to 35 \$.....32.

(b) For health business on indicated lines report: Number of persons insured under PPO managed care products.....0 and number of persons insured under indemnity only products.....0.

19.AR

**EXHIBIT OF PREMIUMS AND LOSSES (Statutory Page 14)**



NAIC Group Code....241 NAIC Company Code....40169

BUSINESS IN THE STATE OF ARIZONA DURING THE YEAR

Line of Business	Gross Premiums, Including Policy and Membership Fees, Less Return Premiums and Premiums on Policies not Taken		3 Dividends Paid or Credited to Policyholders on Direct Business	4 Direct Unearned Premium Reserves	5 Direct Losses Paid (deducting salvage)	6 Direct Losses Incurred	7 Direct Losses Unpaid	8 Direct Defense and Cost Containment Expense Paid	9 Direct Defense and Cost Containment Expense Incurred	10 Direct Defense and Cost Containment Expense Unpaid	11 Commissions and Brokerage Expenses	12 Taxes, Licenses and Fees
	1 Direct Premiums Written	2 Direct Premiums Earned										
1. Fire.....	0	0	0	0	0	0	0	0	0	0	0	0
2.1 Allied lines.....	0	0	0	0	0	0	0	0	0	0	0	0
2.2 Multiple peril crop.....	0	0	0	0	0	0	0	0	0	0	0	0
2.3 Federal flood.....	0	0	0	0	0	0	0	0	0	0	0	0
2.4 Private crop.....	0	0	0	0	0	0	0	0	0	0	0	0
2.5 Private flood.....	0	0	0	0	0	0	0	0	0	0	0	0
3. Farmowners multiple peril.....	0	0	0	0	0	0	0	0	0	0	0	0
4. Homeowners multiple peril.....	0	0	0	0	0	0	0	0	0	0	0	0
5.1 Commercial multiple peril (non-liability portion).....	0	0	0	0	0	0	0	0	0	0	0	0
5.2 Commercial multiple peril (liability portion).....	0	0	0	0	0	0	0	0	0	0	0	0
6. Mortgage guaranty.....	0	0	0	0	0	0	0	0	0	0	0	0
8. Ocean marine.....	0	0	0	0	0	0	0	0	0	0	0	0
9. Inland marine.....	0	0	0	0	0	0	0	0	0	0	0	0
10. Financial guaranty.....	0	0	0	0	0	0	0	0	0	0	0	0
11. Medical professional liability.....	0	0	0	0	0	0	0	0	0	0	0	0
12. Earthquake.....	0	0	0	0	0	0	0	0	0	0	0	0
13. Group accident and health (b).....	0	0	0	0	0	0	0	0	0	0	0	0
14. Credit A&H (group and individual).....	0	0	0	0	0	0	0	0	0	0	0	0
15.1 Collectively renewable A&H (b).....	0	0	0	0	0	0	0	0	0	0	0	0
15.2 Non-cancelable A&H (b).....	0	0	0	0	0	0	0	0	0	0	0	0
15.3 Guaranteed renewable A&H (b).....	0	0	0	0	0	0	0	0	0	0	0	0
15.4 Non-renewable for stated reasons only (b).....	0	0	0	0	0	0	0	0	0	0	0	0
15.5 Other accident only.....	0	0	0	0	0	0	0	0	0	0	0	0
15.6 Medicare Title XVIII exempt from state taxes or fees.....	0	0	0	0	0	0	0	0	0	0	0	0
15.7 All other A&H (b).....	0	0	0	0	0	0	0	0	0	0	0	0
15.8 Federal employees health benefits plan premium.....	0	0	0	0	0	0	0	0	0	0	0	0
16. Workers' compensation.....	0	0	0	0	0	0	0	0	0	0	0	0
17.1 Other liability-occurrence.....	0	0	0	0	0	0	0	0	0	0	0	0
17.2 Other liability-claims-made.....	0	0	0	0	0	0	0	0	0	0	0	0
17.3 Excess workers' compensation.....	0	0	0	0	0	0	0	0	0	0	0	0
18. Products liability.....	0	0	0	0	0	0	0	0	0	0	0	0
19.1 Private passenger auto no-fault (personal injury protection).....	0	0	0	0	0	0	0	0	0	0	0	0
19.2 Other private passenger auto liability.....	8,410,460	9,059,468	0	3,774,510	6,774,921	5,155,303	7,861,566	225,510	58,385	657,651	875,447	197,749
19.3 Commercial auto no-fault (personal injury protection).....	0	0	0	0	0	0	0	0	0	0	0	0
19.4 Other commercial auto liability.....	0	0	0	0	0	0	0	0	0	0	0	0
21.1 Private passenger auto physical damage.....	5,034,318	5,311,331	0	2,271,355	3,159,093	3,220,682	(215,380)	7,849	7,604	5,605	531,362	118,313
21.2 Commercial auto physical damage.....	0	0	0	0	0	0	0	0	0	0	0	0
22. Aircraft (all perils).....	0	0	0	0	0	0	0	0	0	0	0	0
23. Fidelity.....	0	0	0	0	0	0	0	0	0	0	0	0
24. Surety.....	0	0	0	0	0	0	0	0	0	0	0	0
26. Burglary and theft.....	0	0	0	0	0	0	0	0	0	0	0	0
27. Boiler and machinery.....	0	0	0	0	0	0	0	0	0	0	0	0
28. Credit.....	0	0	0	0	0	0	0	0	0	0	0	0
30. Warranty.....	0	0	0	0	0	0	0	0	0	0	0	0
34. Aggregate write-ins for other lines of business.....	0	0	0	0	0	0	0	0	0	0	0	0
35. TOTALS (a).....	13,444,778	14,370,799	0	6,045,865	9,934,014	8,375,985	7,646,186	233,359	65,989	663,256	1,406,809	316,062

**DETAILS OF WRITE-INS**

3401. MISCELLANEOUS.....	0	0	0	0	0	0	0	0	0	0	0	0
3402. ....	0	0	0	0	0	0	0	0	0	0	0	0
3403. ....	0	0	0	0	0	0	0	0	0	0	0	0
3498. Summary of remaining write-ins for Line 34 from overflow page.....	0	0	0	0	0	0	0	0	0	0	0	0
3499. TOTALS (Lines 3401 through 3403 plus 3498) (Line 34 above).....	0	0	0	0	0	0	0	0	0	0	0	0

(a) Finance and service charges not included in Lines 1 to 35 \$....48,150.

(b) For health business on indicated lines report: Number of persons insured under PPO managed care products.....0 and number of persons insured under indemnity only products.....0.

19.AZ

**EXHIBIT OF PREMIUMS AND LOSSES (Statutory Page 14)**



NAIC Group Code....241 NAIC Company Code....40169

BUSINESS IN THE STATE OF CALIFORNIA DURING THE YEAR

Line of Business	Gross Premiums, Including Policy and Membership Fees, Less Return Premiums and Premiums on Policies not Taken		Dividends Paid or Credited to Policyholders on Direct Business	Direct Unearned Premium Reserves	Direct Losses Paid (deducting salvage)	Direct Losses Incurred	Direct Losses Unpaid	Direct Defense and Cost Containment Expense Paid	Direct Defense and Cost Containment Expense Incurred	Direct Defense and Cost Containment Expense Unpaid	Commissions and Brokerage Expenses	Taxes, Licenses and Fees
	1 Direct Premiums Written	2 Direct Premiums Earned										
1. Fire.....	0	0	0	0	0	0	0	0	0	0	0	0
2.1 Allied lines.....	0	0	0	0	0	0	0	0	0	0	0	0
2.2 Multiple peril crop.....	0	0	0	0	0	0	0	0	0	0	0	0
2.3 Federal flood.....	0	0	0	0	0	0	0	0	0	0	0	0
2.4 Private crop.....	0	0	0	0	0	0	0	0	0	0	0	0
2.5 Private flood.....	0	0	0	0	0	0	0	0	0	0	0	0
3. Farmowners multiple peril.....	0	0	0	0	0	0	0	0	0	0	0	0
4. Homeowners multiple peril.....	0	0	0	0	0	0	0	0	0	0	0	0
5.1 Commercial multiple peril (non-liability portion).....	0	0	0	0	0	0	0	0	0	0	0	0
5.2 Commercial multiple peril (liability portion).....	0	0	0	0	0	0	0	0	0	0	0	0
6. Mortgage guaranty.....	0	0	0	0	0	0	0	0	0	0	0	0
8. Ocean marine.....	0	0	0	0	0	0	0	0	0	0	0	0
9. Inland marine.....	0	0	0	0	0	0	0	0	0	0	0	0
10. Financial guaranty.....	0	0	0	0	0	0	0	0	0	0	0	0
11. Medical professional liability.....	0	0	0	0	0	0	0	0	0	0	0	0
12. Earthquake.....	0	0	0	0	0	0	0	0	0	0	0	0
13. Group accident and health (b).....	0	0	0	0	0	0	0	0	0	0	0	0
14. Credit A&H (group and individual).....	0	0	0	0	0	0	0	0	0	0	0	0
15.1 Collectively renewable A&H (b).....	0	0	0	0	0	0	0	0	0	0	0	0
15.2 Non-cancelable A&H (b).....	0	0	0	0	0	0	0	0	0	0	0	0
15.3 Guaranteed renewable A&H (b).....	0	0	0	0	0	0	0	0	0	0	0	0
15.4 Non-renewable for stated reasons only (b).....	0	0	0	0	0	0	0	0	0	0	0	0
15.5 Other accident only.....	0	0	0	0	0	0	0	0	0	0	0	0
15.6 Medicare Title XVIII exempt from state taxes or fees.....	0	0	0	0	0	0	0	0	0	0	0	0
15.7 All other A&H (b).....	0	0	0	0	0	0	0	0	0	0	0	0
15.8 Federal employees health benefits plan premium.....	0	0	0	0	0	0	0	0	0	0	0	0
16. Workers' compensation.....	0	0	0	0	0	0	0	0	0	0	0	0
17.1 Other liability-occurrence.....	0	0	0	0	0	0	0	0	0	0	0	0
17.2 Other liability-claims-made.....	0	0	0	0	0	0	0	0	0	0	0	0
17.3 Excess workers' compensation.....	0	0	0	0	0	0	0	0	0	0	0	0
18. Products liability.....	0	0	0	0	0	0	0	0	0	0	0	0
19.1 Private passenger auto no-fault (personal injury protection).....	0	0	0	0	0	0	0	0	0	0	0	0
19.2 Other private passenger auto liability.....	0	0	0	0	0	0	0	0	0	0	0	0
19.3 Commercial auto no-fault (personal injury protection).....	0	0	0	0	0	0	0	0	0	0	0	0
19.4 Other commercial auto liability.....	0	0	0	0	0	0	0	0	0	0	0	0
21.1 Private passenger auto physical damage.....	0	0	0	0	0	0	0	0	0	0	0	0
21.2 Commercial auto physical damage.....	0	0	0	0	0	0	0	0	0	0	0	0
22. Aircraft (all perils).....	0	0	0	0	0	0	0	0	0	0	0	0
23. Fidelity.....	0	0	0	0	0	0	0	0	0	0	0	0
24. Surety.....	0	0	0	0	0	0	0	0	0	0	0	0
26. Burglary and theft.....	0	0	0	0	0	0	0	0	0	0	0	0
27. Boiler and machinery.....	0	0	0	0	0	0	0	0	0	0	0	0
28. Credit.....	0	0	0	0	0	0	0	0	0	0	0	0
30. Warranty.....	0	0	0	0	0	0	0	0	0	0	0	0
34. Aggregate write-ins for other lines of business.....	0	0	0	0	0	0	0	0	0	0	0	0
35. TOTALS (a).....	0	0	0	0	0	0	0	0	0	0	0	0

**DETAILS OF WRITE-INS**

3401. MISCELLANEOUS.....	0	0	0	0	0	0	0	0	0	0	0	0
3402. ....	0	0	0	0	0	0	0	0	0	0	0	0
3403. ....	0	0	0	0	0	0	0	0	0	0	0	0
3498. Summary of remaining write-ins for Line 34 from overflow page.....	0	0	0	0	0	0	0	0	0	0	0	0
3499. TOTALS (Lines 3401 through 3403 plus 3498) (Line 34 above).....	0	0	0	0	0	0	0	0	0	0	0	0

(a) Finance and service charges not included in Lines 1 to 35 \$.....0.

(b) For health business on indicated lines report: Number of persons insured under PPO managed care products.....0 and number of persons insured under indemnity only products.....0.

19.CA

**EXHIBIT OF PREMIUMS AND LOSSES (Statutory Page 14)**



NAIC Group Code....241 NAIC Company Code....40169

BUSINESS IN THE STATE OF COLORADO DURING THE YEAR

Line of Business	Gross Premiums, Including Policy and Membership Fees, Less Return Premiums and Premiums on Policies not Taken		Dividends Paid or Credited to Policyholders on Direct Business	Direct Unearned Premium Reserves	Direct Losses Paid (deducting salvage)	Direct Losses Incurred	Direct Losses Unpaid	Direct Defense and Cost Containment Expense Paid	Direct Defense and Cost Containment Expense Incurred	Direct Defense and Cost Containment Expense Unpaid	Commissions and Brokerage Expenses	Taxes, Licenses and Fees
	1 Direct Premiums Written	2 Direct Premiums Earned										
1. Fire.....	0	0	0	0	0	0	0	0	0	0	0	0
2.1 Allied lines.....	0	0	0	0	0	0	0	0	0	0	0	0
2.2 Multiple peril crop.....	0	0	0	0	0	0	0	0	0	0	0	0
2.3 Federal flood.....	0	0	0	0	0	0	0	0	0	0	0	0
2.4 Private crop.....	0	0	0	0	0	0	0	0	0	0	0	0
2.5 Private flood.....	0	0	0	0	0	0	0	0	0	0	0	0
3. Farmowners multiple peril.....	0	0	0	0	0	0	0	0	0	0	0	0
4. Homeowners multiple peril.....	0	0	0	0	0	0	0	0	0	0	0	0
5.1 Commercial multiple peril (non-liability portion).....	0	0	0	0	0	0	0	0	0	0	0	0
5.2 Commercial multiple peril (liability portion).....	0	0	0	0	0	0	0	0	0	0	0	0
6. Mortgage guaranty.....	0	0	0	0	0	0	0	0	0	0	0	0
8. Ocean marine.....	0	0	0	0	0	0	0	0	0	0	0	0
9. Inland marine.....	0	0	0	0	0	0	0	0	0	0	0	0
10. Financial guaranty.....	0	0	0	0	0	0	0	0	0	0	0	0
11. Medical professional liability.....	0	0	0	0	0	0	0	0	0	0	0	0
12. Earthquake.....	0	0	0	0	0	0	0	0	0	0	0	0
13. Group accident and health (b).....	0	0	0	0	0	0	0	0	0	0	0	0
14. Credit A&H (group and individual).....	0	0	0	0	0	0	0	0	0	0	0	0
15.1 Collectively renewable A&H (b).....	0	0	0	0	0	0	0	0	0	0	0	0
15.2 Non-cancelable A&H (b).....	0	0	0	0	0	0	0	0	0	0	0	0
15.3 Guaranteed renewable A&H (b).....	0	0	0	0	0	0	0	0	0	0	0	0
15.4 Non-renewable for stated reasons only (b).....	0	0	0	0	0	0	0	0	0	0	0	0
15.5 Other accident only.....	0	0	0	0	0	0	0	0	0	0	0	0
15.6 Medicare Title XVIII exempt from state taxes or fees.....	0	0	0	0	0	0	0	0	0	0	0	0
15.7 All other A&H (b).....	0	0	0	0	0	0	0	0	0	0	0	0
15.8 Federal employees health benefits plan premium.....	0	0	0	0	0	0	0	0	0	0	0	0
16. Workers' compensation.....	0	0	0	0	0	0	0	0	0	0	0	0
17.1 Other liability-occurrence.....	0	0	0	0	0	0	0	0	0	0	0	0
17.2 Other liability-claims-made.....	0	0	0	0	0	0	0	0	0	0	0	0
17.3 Excess workers' compensation.....	0	0	0	0	0	0	0	0	0	0	0	0
18. Products liability.....	0	0	0	0	0	0	0	0	0	0	0	0
19.1 Private passenger auto no-fault (personal injury protection).....	0	0	0	0	0	0	0	0	0	0	0	0
19.2 Other private passenger auto liability.....	12,487,877	11,968,018	0	5,555,674	8,669,380	10,913,550	11,562,272	156,893	312,037	940,673	580,248	261,906
19.3 Commercial auto no-fault (personal injury protection).....	0	0	0	0	0	0	0	0	0	0	0	0
19.4 Other commercial auto liability.....	0	0	0	0	0	0	0	0	0	0	0	0
21.1 Private passenger auto physical damage.....	10,991,999	10,627,761	0	4,740,865	7,784,133	7,846,194	159,932	9,397	11,113	3,361	509,739	230,723
21.2 Commercial auto physical damage.....	0	0	0	0	0	0	0	0	0	0	0	0
22. Aircraft (all perils).....	0	0	0	0	0	0	0	0	0	0	0	0
23. Fidelity.....	0	0	0	0	0	0	0	0	0	0	0	0
24. Surety.....	0	0	0	0	0	0	0	0	0	0	0	0
26. Burglary and theft.....	0	0	0	0	0	0	0	0	0	0	0	0
27. Boiler and machinery.....	0	0	0	0	0	0	0	0	0	0	0	0
28. Credit.....	0	0	0	0	0	0	0	0	0	0	0	0
30. Warranty.....	0	0	0	0	0	0	0	0	0	0	0	0
34. Aggregate write-ins for other lines of business.....	0	0	0	0	0	0	0	0	0	0	0	0
35. TOTALS (a).....	23,479,876	22,595,779	0	10,296,539	16,453,513	18,759,744	11,722,204	166,290	323,150	944,034	1,089,987	492,629

**DETAILS OF WRITE-INS**

3401. MISCELLANEOUS.....	0	0	0	0	0	0	0	0	0	0	0	0
3402. ....	0	0	0	0	0	0	0	0	0	0	0	0
3403. ....	0	0	0	0	0	0	0	0	0	0	0	0
3498. Summary of remaining write-ins for Line 34 from overflow page.....	0	0	0	0	0	0	0	0	0	0	0	0
3499. TOTALS (Lines 3401 through 3403 plus 3498) (Line 34 above).....	0	0	0	0	0	0	0	0	0	0	0	0

(a) Finance and service charges not included in Lines 1 to 35 \$.....26,567.

(b) For health business on indicated lines report: Number of persons insured under PPO managed care products.....0 and number of persons insured under indemnity only products.....0.

19.CO

**EXHIBIT OF PREMIUMS AND LOSSES (Statutory Page 14)**



NAIC Group Code....241 NAIC Company Code....40169

BUSINESS IN THE STATE OF CONNECTICUT DURING THE YEAR

19.CT

Line of Business	Gross Premiums, Including Policy and Membership Fees, Less Return Premiums and Premiums on Policies not Taken		Dividends Paid or Credited to Policyholders on Direct Business	Direct Unearned Premium Reserves	Direct Losses Paid (deducting salvage)	Direct Losses Incurred	Direct Losses Unpaid	Direct Defense and Cost Containment Expense Paid	Direct Defense and Cost Containment Expense Incurred	Direct Defense and Cost Containment Expense Unpaid	Commissions and Brokerage Expenses	Taxes, Licenses and Fees
	Direct Premiums Written	Direct Premiums Earned										
1. Fire.....	0	0	0	0	0	0	0	0	0	0	0	0
2.1 Allied lines.....	0	0	0	0	0	0	0	0	0	0	0	0
2.2 Multiple peril crop.....	0	0	0	0	0	0	0	0	0	0	0	0
2.3 Federal flood.....	0	0	0	0	0	0	0	0	0	0	0	0
2.4 Private crop.....	0	0	0	0	0	0	0	0	0	0	0	0
2.5 Private flood.....	0	0	0	0	0	0	0	0	0	0	0	0
3. Farmowners multiple peril.....	0	0	0	0	0	0	0	0	0	0	0	0
4. Homeowners multiple peril.....	0	0	0	0	0	0	0	0	0	0	0	0
5.1 Commercial multiple peril (non-liability portion).....	0	0	0	0	0	0	0	0	0	0	0	0
5.2 Commercial multiple peril (liability portion).....	0	0	0	0	0	0	0	0	0	0	0	0
6. Mortgage guaranty.....	0	0	0	0	0	0	0	0	0	0	0	0
8. Ocean marine.....	0	0	0	0	0	0	0	0	0	0	0	0
9. Inland marine.....	0	0	0	0	0	0	0	0	0	0	0	0
10. Financial guaranty.....	0	0	0	0	0	0	0	0	0	0	0	0
11. Medical professional liability.....	0	0	0	0	0	0	0	0	0	0	0	0
12. Earthquake.....	0	0	0	0	0	0	0	0	0	0	0	0
13. Group accident and health (b).....	0	0	0	0	0	0	0	0	0	0	0	0
14. Credit A&H (group and individual).....	0	0	0	0	0	0	0	0	0	0	0	0
15.1 Collectively renewable A&H (b).....	0	0	0	0	0	0	0	0	0	0	0	0
15.2 Non-cancelable A&H (b).....	0	0	0	0	0	0	0	0	0	0	0	0
15.3 Guaranteed renewable A&H (b).....	0	0	0	0	0	0	0	0	0	0	0	0
15.4 Non-renewable for stated reasons only (b).....	0	0	0	0	0	0	0	0	0	0	0	0
15.5 Other accident only.....	0	0	0	0	0	0	0	0	0	0	0	0
15.6 Medicare Title XVIII exempt from state taxes or fees.....	0	0	0	0	0	0	0	0	0	0	0	0
15.7 All other A&H (b).....	0	0	0	0	0	0	0	0	0	0	0	0
15.8 Federal employees health benefits plan premium.....	0	0	0	0	0	0	0	0	0	0	0	0
16. Workers' compensation.....	0	0	0	0	0	0	0	0	0	0	0	0
17.1 Other liability-occurrence.....	0	0	0	0	0	0	0	0	0	0	0	0
17.2 Other liability-claims-made.....	0	0	0	0	0	0	0	0	0	0	0	0
17.3 Excess workers' compensation.....	0	0	0	0	0	0	0	0	0	0	0	0
18. Products liability.....	0	0	0	0	0	0	0	0	0	0	0	0
19.1 Private passenger auto no-fault (personal injury protection).....	0	0	0	0	0	0	0	0	0	0	0	0
19.2 Other private passenger auto liability.....	4,508,356	3,075,800	0	2,505,310	842,555	2,327,298	1,889,032	1,076	126,011	156,233	684,072	87,964
19.3 Commercial auto no-fault (personal injury protection).....	0	0	0	0	0	0	0	0	0	0	0	0
19.4 Other commercial auto liability.....	0	0	0	0	0	0	0	0	0	0	0	0
21.1 Private passenger auto physical damage.....	2,899,431	1,967,708	0	1,608,548	1,104,266	1,118,363	36,012	703	883	165	440,492	56,638
21.2 Commercial auto physical damage.....	0	0	0	0	0	0	0	0	0	0	0	0
22. Aircraft (all perils).....	0	0	0	0	0	0	0	0	0	0	0	0
23. Fidelity.....	0	0	0	0	0	0	0	0	0	0	0	0
24. Surety.....	0	0	0	0	0	0	0	0	0	0	0	0
26. Burglary and theft.....	0	0	0	0	0	0	0	0	0	0	0	0
27. Boiler and machinery.....	0	0	0	0	0	0	0	0	0	0	0	0
28. Credit.....	0	0	0	0	0	0	0	0	0	0	0	0
30. Warranty.....	0	0	0	0	0	0	0	0	0	0	0	0
34. Aggregate write-ins for other lines of business.....	0	0	0	0	0	0	0	0	0	0	0	0
35. TOTALS (a).....	7,407,787	5,043,508	0	4,113,858	1,946,821	3,445,661	1,925,044	1,779	126,894	156,398	1,124,564	144,602

**DETAILS OF WRITE-INS**

3401. MISCELLANEOUS.....	0	0	0	0	0	0	0	0	0	0	0	0
3402. ....	0	0	0	0	0	0	0	0	0	0	0	0
3403. ....	0	0	0	0	0	0	0	0	0	0	0	0
3498. Summary of remaining write-ins for Line 34 from overflow page.....	0	0	0	0	0	0	0	0	0	0	0	0
3499. TOTALS (Lines 3401 through 3403 plus 3498) (Line 34 above).....	0	0	0	0	0	0	0	0	0	0	0	0

(a) Finance and service charges not included in Lines 1 to 35 \$.....16,060.

(b) For health business on indicated lines report: Number of persons insured under PPO managed care products.....0 and number of persons insured under indemnity only products.....0.



**EXHIBIT OF PREMIUMS AND LOSSES (Statutory Page 14)**



NAIC Group Code....241 NAIC Company Code....40169

BUSINESS IN THE STATE OF DISTRICT OF COLUMBIA DURING THE YEAR

Line of Business	Gross Premiums, Including Policy and Membership Fees, Less Return Premiums and Premiums on Policies not Taken		3 Dividends Paid or Credited to Policyholders on Direct Business	4 Direct Unearned Premium Reserves	5 Direct Losses Paid (deducting salvage)	6 Direct Losses Incurred	7 Direct Losses Unpaid	8 Direct Defense and Cost Containment Expense Paid	9 Direct Defense and Cost Containment Expense Incurred	10 Direct Defense and Cost Containment Expense Unpaid	11 Commissions and Brokerage Expenses	12 Taxes, Licenses and Fees
	1 Direct Premiums Written	2 Direct Premiums Earned										
1. Fire.....	0	0	0	0	0	0	0	0	0	0	0	0
2.1 Allied lines.....	0	0	0	0	0	0	0	0	0	0	0	0
2.2 Multiple peril crop.....	0	0	0	0	0	0	0	0	0	0	0	0
2.3 Federal flood.....	0	0	0	0	0	0	0	0	0	0	0	0
2.4 Private crop.....	0	0	0	0	0	0	0	0	0	0	0	0
2.5 Private flood.....	0	0	0	0	0	0	0	0	0	0	0	0
3. Farmowners multiple peril.....	0	0	0	0	0	0	0	0	0	0	0	0
4. Homeowners multiple peril.....	0	0	0	0	0	0	0	0	0	0	0	0
5.1 Commercial multiple peril (non-liability portion).....	0	0	0	0	0	0	0	0	0	0	0	0
5.2 Commercial multiple peril (liability portion).....	0	0	0	0	0	0	0	0	0	0	0	0
6. Mortgage guaranty.....	0	0	0	0	0	0	0	0	0	0	0	0
8. Ocean marine.....	0	0	0	0	0	0	0	0	0	0	0	0
9. Inland marine.....	0	0	0	0	0	0	0	0	0	0	0	0
10. Financial guaranty.....	0	0	0	0	0	0	0	0	0	0	0	0
11. Medical professional liability.....	0	0	0	0	0	0	0	0	0	0	0	0
12. Earthquake.....	0	0	0	0	0	0	0	0	0	0	0	0
13. Group accident and health (b).....	0	0	0	0	0	0	0	0	0	0	0	0
14. Credit A&H (group and individual).....	0	0	0	0	0	0	0	0	0	0	0	0
15.1 Collectively renewable A&H (b).....	0	0	0	0	0	0	0	0	0	0	0	0
15.2 Non-cancelable A&H (b).....	0	0	0	0	0	0	0	0	0	0	0	0
15.3 Guaranteed renewable A&H (b).....	0	0	0	0	0	0	0	0	0	0	0	0
15.4 Non-renewable for stated reasons only (b).....	0	0	0	0	0	0	0	0	0	0	0	0
15.5 Other accident only.....	0	0	0	0	0	0	0	0	0	0	0	0
15.6 Medicare Title XVIII exempt from state taxes or fees.....	0	0	0	0	0	0	0	0	0	0	0	0
15.7 All other A&H (b).....	0	0	0	0	0	0	0	0	0	0	0	0
15.8 Federal employees health benefits plan premium.....	0	0	0	0	0	0	0	0	0	0	0	0
16. Workers' compensation.....	0	0	0	0	0	0	0	0	0	0	0	0
17.1 Other liability-occurrence.....	0	0	0	0	0	0	0	0	0	0	0	0
17.2 Other liability-claims-made.....	0	0	0	0	0	0	0	0	0	0	0	0
17.3 Excess workers' compensation.....	0	0	0	0	0	0	0	0	0	0	0	0
18. Products liability.....	0	0	0	0	0	0	0	0	0	0	0	0
19.1 Private passenger auto no-fault (personal injury protection).....	0	0	0	0	0	0	0	0	0	0	0	0
19.2 Other private passenger auto liability.....	0	0	0	0	0	0	0	0	0	0	0	0
19.3 Commercial auto no-fault (personal injury protection).....	0	0	0	0	0	0	0	0	0	0	0	0
19.4 Other commercial auto liability.....	0	0	0	0	0	0	0	0	0	0	0	0
21.1 Private passenger auto physical damage.....	0	0	0	0	0	0	0	0	0	0	0	0
21.2 Commercial auto physical damage.....	0	0	0	0	0	0	0	0	0	0	0	0
22. Aircraft (all perils).....	0	0	0	0	0	0	0	0	0	0	0	0
23. Fidelity.....	0	0	0	0	0	0	0	0	0	0	0	0
24. Surety.....	0	0	0	0	0	0	0	0	0	0	0	0
26. Burglary and theft.....	0	0	0	0	0	0	0	0	0	0	0	0
27. Boiler and machinery.....	0	0	0	0	0	0	0	0	0	0	0	0
28. Credit.....	0	0	0	0	0	0	0	0	0	0	0	0
30. Warranty.....	0	0	0	0	0	0	0	0	0	0	0	0
34. Aggregate write-ins for other lines of business.....	0	0	0	0	0	0	0	0	0	0	0	1,200
35. TOTALS (a).....	0	0	0	0	0	0	0	0	0	0	0	1,200

**DETAILS OF WRITE-INS**

3401. MISCELLANEOUS.....	0	0	0	0	0	0	0	0	0	0	0	1,200
3402. ....	0	0	0	0	0	0	0	0	0	0	0	0
3403. ....	0	0	0	0	0	0	0	0	0	0	0	0
3498. Summary of remaining write-ins for Line 34 from overflow page.....	0	0	0	0	0	0	0	0	0	0	0	0
3499. TOTALS (Lines 3401 through 3403 plus 3498) (Line 34 above).....	0	0	0	0	0	0	0	0	0	0	0	1,200

(a) Finance and service charges not included in Lines 1 to 35 \$.....0.

(b) For health business on indicated lines report: Number of persons insured under PPO managed care products.....0 and number of persons insured under indemnity only products.....0.

19.DC

**EXHIBIT OF PREMIUMS AND LOSSES (Statutory Page 14)**



NAIC Group Code....241 NAIC Company Code....40169

BUSINESS IN THE STATE OF DELAWARE DURING THE YEAR

Line of Business	Gross Premiums, Including Policy and Membership Fees, Less Return Premiums and Premiums on Policies not Taken		Dividends Paid or Credited to Policyholders on Direct Business	Direct Unearned Premium Reserves	Direct Losses Paid (deducting salvage)	Direct Losses Incurred	Direct Losses Unpaid	Direct Defense and Cost Containment Expense Paid	Direct Defense and Cost Containment Expense Incurred	Direct Defense and Cost Containment Expense Unpaid	Commissions and Brokerage Expenses	Taxes, Licenses and Fees
	1 Direct Premiums Written	2 Direct Premiums Earned										
1. Fire.....	0	0	0	0	0	0	0	0	0	0	0	0
2.1 Allied lines.....	0	0	0	0	0	0	0	0	0	0	0	0
2.2 Multiple peril crop.....	0	0	0	0	0	0	0	0	0	0	0	0
2.3 Federal flood.....	0	0	0	0	0	0	0	0	0	0	0	0
2.4 Private crop.....	0	0	0	0	0	0	0	0	0	0	0	0
2.5 Private flood.....	0	0	0	0	0	0	0	0	0	0	0	0
3. Farmowners multiple peril.....	0	0	0	0	0	0	0	0	0	0	0	0
4. Homeowners multiple peril.....	0	0	0	0	0	0	0	0	0	0	0	0
5.1 Commercial multiple peril (non-liability portion).....	0	0	0	0	0	0	0	0	0	0	0	0
5.2 Commercial multiple peril (liability portion).....	0	0	0	0	0	0	0	0	0	0	0	0
6. Mortgage guaranty.....	0	0	0	0	0	0	0	0	0	0	0	0
8. Ocean marine.....	0	0	0	0	0	0	0	0	0	0	0	0
9. Inland marine.....	0	0	0	0	0	0	0	0	0	0	0	0
10. Financial guaranty.....	0	0	0	0	0	0	0	0	0	0	0	0
11. Medical professional liability.....	0	0	0	0	0	0	0	0	0	0	0	0
12. Earthquake.....	0	0	0	0	0	0	0	0	0	0	0	0
13. Group accident and health (b).....	0	0	0	0	0	0	0	0	0	0	0	0
14. Credit A&H (group and individual).....	0	0	0	0	0	0	0	0	0	0	0	0
15.1 Collectively renewable A&H (b).....	0	0	0	0	0	0	0	0	0	0	0	0
15.2 Non-cancelable A&H (b).....	0	0	0	0	0	0	0	0	0	0	0	0
15.3 Guaranteed renewable A&H (b).....	0	0	0	0	0	0	0	0	0	0	0	0
15.4 Non-renewable for stated reasons only (b).....	0	0	0	0	0	0	0	0	0	0	0	0
15.5 Other accident only.....	0	0	0	0	0	0	0	0	0	0	0	0
15.6 Medicare Title XVIII exempt from state taxes or fees.....	0	0	0	0	0	0	0	0	0	0	0	0
15.7 All other A&H (b).....	0	0	0	0	0	0	0	0	0	0	0	0
15.8 Federal employees health benefits plan premium.....	0	0	0	0	0	0	0	0	0	0	0	0
16. Workers' compensation.....	0	0	0	0	0	0	0	0	0	0	0	0
17.1 Other liability-occurrence.....	0	0	0	0	0	0	0	0	0	0	0	0
17.2 Other liability-claims-made.....	0	0	0	0	0	0	0	0	0	0	0	0
17.3 Excess workers' compensation.....	0	0	0	0	0	0	0	0	0	0	0	0
18. Products liability.....	0	0	0	0	0	0	0	0	0	0	0	0
19.1 Private passenger auto no-fault (personal injury protection).....	11,998	11,801	0	3,004	227	(5,106)	29	0	(1,431)	9	493	414
19.2 Other private passenger auto liability.....	47,114	48,342	0	11,999	29,561	16,581	18,962	0	(1,294)	1,622	2,087	1,625
19.3 Commercial auto no-fault (personal injury protection).....	0	0	0	0	0	0	0	0	0	0	0	0
19.4 Other commercial auto liability.....	0	0	0	0	0	0	0	0	0	0	0	0
21.1 Private passenger auto physical damage.....	51,488	52,092	0	13,165	708	4,525	503	0	(63)	(7)	2,109	1,777
21.2 Commercial auto physical damage.....	0	0	0	0	0	0	0	0	0	0	0	0
22. Aircraft (all perils).....	0	0	0	0	0	0	0	0	0	0	0	0
23. Fidelity.....	0	0	0	0	0	0	0	0	0	0	0	0
24. Surety.....	0	0	0	0	0	0	0	0	0	0	0	0
26. Burglary and theft.....	0	0	0	0	0	0	0	0	0	0	0	0
27. Boiler and machinery.....	0	0	0	0	0	0	0	0	0	0	0	0
28. Credit.....	0	0	0	0	0	0	0	0	0	0	0	0
30. Warranty.....	0	0	0	0	0	0	0	0	0	0	0	0
34. Aggregate write-ins for other lines of business.....	0	0	0	0	0	0	0	0	0	0	0	0
35. TOTALS (a).....	110,600	112,235	0	28,168	30,496	16,000	19,494	0	(2,788)	1,624	4,689	3,816

**DETAILS OF WRITE-INS**

3401. MISCELLANEOUS.....	0	0	0	0	0	0	0	0	0	0	0	0
3402. ....	0	0	0	0	0	0	0	0	0	0	0	0
3403. ....	0	0	0	0	0	0	0	0	0	0	0	0
3498. Summary of remaining write-ins for Line 34 from overflow page.....	0	0	0	0	0	0	0	0	0	0	0	0
3499. TOTALS (Lines 3401 through 3403 plus 3498) (Line 34 above).....	0	0	0	0	0	0	0	0	0	0	0	0

(a) Finance and service charges not included in Lines 1 to 35 \$.....550.

(b) For health business on indicated lines report: Number of persons insured under PPO managed care products.....0 and number of persons insured under indemnity only products.....0.

19.DE

**EXHIBIT OF PREMIUMS AND LOSSES (Statutory Page 14)**



NAIC Group Code....241 NAIC Company Code....40169

BUSINESS IN THE STATE OF FLORIDA DURING THE YEAR

19.FL

Line of Business	Gross Premiums, Including Policy and Membership Fees, Less Return Premiums and Premiums on Policies not Taken		3 Dividends Paid or Credited to Policyholders on Direct Business	4 Direct Unearned Premium Reserves	5 Direct Losses Paid (deducting salvage)	6 Direct Losses Incurred	7 Direct Losses Unpaid	8 Direct Defense and Cost Containment Expense Paid	9 Direct Defense and Cost Containment Expense Incurred	10 Direct Defense and Cost Containment Expense Unpaid	11 Commissions and Brokerage Expenses	12 Taxes, Licenses and Fees
	1 Direct Premiums Written	2 Direct Premiums Earned										
1. Fire.....	0	0	0	0	0	0	0	0	0	0	0	0
2.1 Allied lines.....	0	0	0	0	0	0	0	0	0	0	0	0
2.2 Multiple peril crop.....	0	0	0	0	0	0	0	0	0	0	0	0
2.3 Federal flood.....	0	0	0	0	0	0	0	0	0	0	0	0
2.4 Private crop.....	0	0	0	0	0	0	0	0	0	0	0	0
2.5 Private flood.....	0	0	0	0	0	0	0	0	0	0	0	0
3. Farmowners multiple peril.....	0	0	0	0	0	0	0	0	0	0	0	0
4. Homeowners multiple peril.....	15,220,619	16,043,902	0	7,719,576	6,492,956	6,927,749	3,059,095	100,041	108,579	91,505	729,704	347,711
5.1 Commercial multiple peril (non-liability portion).....	0	0	0	0	0	0	0	0	0	0	0	0
5.2 Commercial multiple peril (liability portion).....	0	0	0	0	0	0	0	0	0	0	0	0
6. Mortgage guaranty.....	0	0	0	0	0	0	0	0	0	0	0	0
8. Ocean marine.....	0	0	0	0	0	0	0	0	0	0	0	0
9. Inland marine.....	250,022	244,622	0	126,305	38,923	45,558	16,097	0	219	581	12,416	5,709
10. Financial guaranty.....	0	0	0	0	0	0	0	0	0	0	0	0
11. Medical professional liability.....	0	0	0	0	0	0	0	0	0	0	0	0
12. Earthquake.....	910	1,110	0	589	0	34	79	0	1	1	42	20
13. Group accident and health (b).....	0	0	0	0	0	0	0	0	0	0	0	0
14. Credit A&H (group and individual).....	0	0	0	0	0	0	0	0	0	0	0	0
15.1 Collectively renewable A&H (b).....	0	0	0	0	0	0	0	0	0	0	0	0
15.2 Non-cancelable A&H (b).....	0	0	0	0	0	0	0	0	0	0	0	0
15.3 Guaranteed renewable A&H (b).....	0	0	0	0	0	0	0	0	0	0	0	0
15.4 Non-renewable for stated reasons only (b).....	0	0	0	0	0	0	0	0	0	0	0	0
15.5 Other accident only.....	0	0	0	0	0	0	0	0	0	0	0	0
15.6 Medicare Title XVIII exempt from state taxes or fees.....	0	0	0	0	0	0	0	0	0	0	0	0
15.7 All other A&H (b).....	0	0	0	0	0	0	0	0	0	0	0	0
15.8 Federal employees health benefits plan premium.....	0	0	0	0	0	0	0	0	0	0	0	0
16. Workers' compensation.....	0	0	0	0	0	0	0	0	0	0	0	0
17.1 Other liability-occurrence.....	0	0	0	0	0	0	0	0	0	0	0	0
17.2 Other liability-claims-made.....	0	0	0	0	0	0	0	0	0	0	0	0
17.3 Excess workers' compensation.....	0	0	0	0	0	0	0	0	0	0	0	0
18. Products liability.....	0	0	0	0	0	0	0	0	0	0	0	0
19.1 Private passenger auto no-fault (personal injury protection).....	16,885,773	17,486,628	0	7,002,450	14,411,728	13,577,127	6,715,159	733,712	490,872	1,782,996	1,044,031	328,248
19.2 Other private passenger auto liability.....	85,424,287	90,979,680	0	34,840,519	66,795,728	70,753,062	64,154,473	1,447,499	1,607,508	5,457,058	5,647,725	1,659,129
19.3 Commercial auto no-fault (personal injury protection).....	0	0	0	0	0	0	0	0	0	0	0	0
19.4 Other commercial auto liability.....	0	0	0	0	0	0	0	0	0	0	0	0
21.1 Private passenger auto physical damage.....	35,408,477	36,835,467	0	14,550,135	26,412,596	25,932,030	(1,288,637)	211,918	229,418	45,080	2,346,421	687,713
21.2 Commercial auto physical damage.....	0	0	0	0	0	0	0	0	0	0	0	0
22. Aircraft (all perils).....	0	0	0	0	0	0	0	0	0	0	0	0
23. Fidelity.....	0	0	0	0	0	0	0	0	0	0	0	0
24. Surety.....	0	0	0	0	0	0	0	0	0	0	0	0
26. Burglary and theft.....	0	0	0	0	0	0	0	0	0	0	0	0
27. Boiler and machinery.....	0	0	0	0	0	0	0	0	0	0	0	0
28. Credit.....	0	0	0	0	0	0	0	0	0	0	0	0
30. Warranty.....	0	0	0	0	0	0	0	0	0	0	0	0
34. Aggregate write-ins for other lines of business.....	0	0	0	0	0	0	0	0	0	0	0	0
35. TOTALS (a).....	153,190,088	161,591,409	0	64,239,574	114,151,931	117,235,560	72,656,266	2,493,170	2,436,597	7,377,221	9,780,339	3,028,530

**DETAILS OF WRITE-INS**

3401. MISCELLANEOUS.....	0	0	0	0	0	0	0	0	0	0	0	0
3402. ....	0	0	0	0	0	0	0	0	0	0	0	0
3403. ....	0	0	0	0	0	0	0	0	0	0	0	0
3498. Summary of remaining write-ins for Line 34 from overflow page.....	0	0	0	0	0	0	0	0	0	0	0	0
3499. TOTALS (Lines 3401 through 3403 plus 3498) (Line 34 above).....	0	0	0	0	0	0	0	0	0	0	0	0

(a) Finance and service charges not included in Lines 1 to 35 \$.....84,740.

(b) For health business on indicated lines report: Number of persons insured under PPO managed care products.....0 and number of persons insured under indemnity only products.....0.

**EXHIBIT OF PREMIUMS AND LOSSES (Statutory Page 14)**



NAIC Group Code....241 NAIC Company Code....40169

BUSINESS IN THE STATE OF GEORGIA DURING THE YEAR

Line of Business	Gross Premiums, Including Policy and Membership Fees, Less Return Premiums and Premiums on Policies not Taken		Dividends Paid or Credited to Policyholders on Direct Business	Direct Unearned Premium Reserves	Direct Losses Paid (deducting salvage)	Direct Losses Incurred	Direct Losses Unpaid	Direct Defense and Cost Containment Expense Paid	Direct Defense and Cost Containment Expense Incurred	Direct Defense and Cost Containment Expense Unpaid	Commissions and Brokerage Expenses	Taxes, Licenses and Fees
	1 Direct Premiums Written	2 Direct Premiums Earned										
1. Fire.....	0	0	0	0	0	0	0	0	0	0	0	0
2.1 Allied lines.....	0	0	0	0	0	0	0	0	0	0	0	0
2.2 Multiple peril crop.....	0	0	0	0	0	0	0	0	0	0	0	0
2.3 Federal flood.....	0	0	0	0	0	0	0	0	0	0	0	0
2.4 Private crop.....	0	0	0	0	0	0	0	0	0	0	0	0
2.5 Private flood.....	0	0	0	0	0	0	0	0	0	0	0	0
3. Farmowners multiple peril.....	0	0	0	0	0	0	0	0	0	0	0	0
4. Homeowners multiple peril.....	0	0	0	0	0	0	0	0	0	0	0	0
5.1 Commercial multiple peril (non-liability portion).....	0	0	0	0	0	0	0	0	0	0	0	0
5.2 Commercial multiple peril (liability portion).....	0	0	0	0	0	0	0	0	0	0	0	0
6. Mortgage guaranty.....	0	0	0	0	0	0	0	0	0	0	0	0
8. Ocean marine.....	0	0	0	0	0	0	0	0	0	0	0	0
9. Inland marine.....	0	0	0	0	0	0	0	0	0	0	0	0
10. Financial guaranty.....	0	0	0	0	0	0	0	0	0	0	0	0
11. Medical professional liability.....	0	0	0	0	0	0	0	0	0	0	0	0
12. Earthquake.....	0	0	0	0	0	0	0	0	0	0	0	0
13. Group accident and health (b).....	0	0	0	0	0	0	0	0	0	0	0	0
14. Credit A&H (group and individual).....	0	0	0	0	0	0	0	0	0	0	0	0
15.1 Collectively renewable A&H (b).....	0	0	0	0	0	0	0	0	0	0	0	0
15.2 Non-cancelable A&H (b).....	0	0	0	0	0	0	0	0	0	0	0	0
15.3 Guaranteed renewable A&H (b).....	0	0	0	0	0	0	0	0	0	0	0	0
15.4 Non-renewable for stated reasons only (b).....	0	0	0	0	0	0	0	0	0	0	0	0
15.5 Other accident only.....	0	0	0	0	0	0	0	0	0	0	0	0
15.6 Medicare Title XVIII exempt from state taxes or fees.....	0	0	0	0	0	0	0	0	0	0	0	0
15.7 All other A&H (b).....	0	0	0	0	0	0	0	0	0	0	0	0
15.8 Federal employees health benefits plan premium.....	0	0	0	0	0	0	0	0	0	0	0	0
16. Workers' compensation.....	0	0	0	0	0	0	0	0	0	0	0	0
17.1 Other liability-occurrence.....	0	0	0	0	0	0	0	0	0	0	0	0
17.2 Other liability-claims-made.....	0	0	0	0	0	0	0	0	0	0	0	0
17.3 Excess workers' compensation.....	0	0	0	0	0	0	0	0	0	0	0	0
18. Products liability.....	0	0	0	0	0	0	0	0	0	0	0	0
19.1 Private passenger auto no-fault (personal injury protection).....	0	0	0	0	0	0	0	0	0	0	0	0
19.2 Other private passenger auto liability.....	8,015,559	7,952,113	0	3,426,735	8,304,909	9,688,039	7,042,051	129,220	225,392	578,204	691,615	389,332
19.3 Commercial auto no-fault (personal injury protection).....	0	0	0	0	0	0	0	0	0	0	0	0
19.4 Other commercial auto liability.....	0	0	0	0	0	0	0	0	0	0	0	0
21.1 Private passenger auto physical damage.....	5,674,655	5,752,755	0	2,362,292	2,804,101	2,793,086	(8,385)	8,267	9,714	3,034	499,809	275,587
21.2 Commercial auto physical damage.....	0	0	0	0	0	0	0	0	0	0	0	0
22. Aircraft (all perils).....	0	0	0	0	0	0	0	0	0	0	0	0
23. Fidelity.....	0	0	0	0	0	0	0	0	0	0	0	0
24. Surety.....	0	0	0	0	0	0	0	0	0	0	0	0
26. Burglary and theft.....	0	0	0	0	0	0	0	0	0	0	0	0
27. Boiler and machinery.....	0	0	0	0	0	0	0	0	0	0	0	0
28. Credit.....	0	0	0	0	0	0	0	0	0	0	0	0
30. Warranty.....	0	0	0	0	0	0	0	0	0	0	0	0
34. Aggregate write-ins for other lines of business.....	0	0	0	0	0	0	0	0	0	0	0	0
35. TOTALS (a).....	13,690,214	13,704,868	0	5,789,027	11,109,010	12,481,125	7,033,666	137,487	235,106	581,238	1,191,424	664,919

**DETAILS OF WRITE-INS**

3401. MISCELLANEOUS.....	0	0	0	0	0	0	0	0	0	0	0	0
3402. ....	0	0	0	0	0	0	0	0	0	0	0	0
3403. ....	0	0	0	0	0	0	0	0	0	0	0	0
3498. Summary of remaining write-ins for Line 34 from overflow page.....	0	0	0	0	0	0	0	0	0	0	0	0
3499. TOTALS (Lines 3401 through 3403 plus 3498) (Line 34 above).....	0	0	0	0	0	0	0	0	0	0	0	0

(a) Finance and service charges not included in Lines 1 to 35 \$.....44,558.

(b) For health business on indicated lines report: Number of persons insured under PPO managed care products.....0 and number of persons insured under indemnity only products.....0.

19.GA

## EXHIBIT OF PREMIUMS AND LOSSES (Statutory Page 14)



NAIC Group Code....241 NAIC Company Code....40169

BUSINESS IN GRAND TOTAL DURING THE YEAR

19.GT

Line of Business	Gross Premiums, Including Policy and Membership Fees, Less Return Premiums and Premiums on Policies not Taken		3 Dividends Paid or Credited to Policyholders on Direct Business	4 Direct Unearned Premium Reserves	5 Direct Losses Paid (deducting salvage)	6 Direct Losses Incurred	7 Direct Losses Unpaid	8 Direct Defense and Cost Containment Expense Paid	9 Direct Defense and Cost Containment Expense Incurred	10 Direct Defense and Cost Containment Expense Unpaid	11 Commissions and Brokerage Expenses	12 Taxes, Licenses and Fees
	1 Direct Premiums Written	2 Direct Premiums Earned										
1. Fire.....	6,864	7,482	0	3,485	2,947	3,057	971	468	463	180	1,463	151
2.1 Allied lines.....	0	0	0	0	0	0	0	0	0	0	0	0
2.2 Multiple peril crop.....	0	0	0	0	0	0	0	0	0	0	0	0
2.3 Federal flood.....	0	0	0	0	0	0	0	0	0	0	0	0
2.4 Private crop.....	0	0	0	0	0	0	0	0	0	0	0	0
2.5 Private flood.....	0	0	0	0	0	0	0	0	0	0	0	0
3. Farmowners multiple peril.....	0	0	0	0	0	0	0	0	0	0	0	0
4. Homeowners multiple peril.....	68,071,763	69,724,138	0	36,191,676	32,972,104	29,069,716	9,845,046	615,856	486,656	371,990	7,549,094	1,678,576
5.1 Commercial multiple peril (non-liability portion).....	185,240	134,152	0	102,827	5,497	61,030	77,494	0	2,210	3,125	35,160	2,802
5.2 Commercial multiple peril (liability portion).....	186,832	115,445	0	105,149	18,471	86,717	85,470	0	12,765	17,071	34,312	2,811
6. Mortgage guaranty.....	0	0	0	0	0	0	0	0	0	0	0	0
8. Ocean marine.....	0	0	0	0	0	0	0	0	0	0	0	0
9. Inland marine.....	1,817,435	1,827,463	0	967,139	453,889	398,953	98,689	3,211	900	3,437	232,281	45,147
10. Financial guaranty.....	0	0	0	0	0	0	0	0	0	0	0	0
11. Medical professional liability.....	0	0	0	0	0	0	0	0	0	0	0	0
12. Earthquake.....	567,732	582,896	0	304,288	0	(24,621)	31,261	0	(535)	518	83,715	14,168
13. Group accident and health (b).....	0	0	0	0	0	0	0	0	0	0	0	0
14. Credit A&H (group and individual).....	0	0	0	0	0	0	0	0	0	0	0	0
15.1 Collectively renewable A&H (b).....	0	0	0	0	0	0	0	0	0	0	0	0
15.2 Non-cancelable A&H (b).....	0	0	0	0	0	0	0	0	0	0	0	0
15.3 Guaranteed renewable A&H (b).....	0	0	0	0	0	0	0	0	0	0	0	0
15.4 Non-renewable for stated reasons only (b).....	0	0	0	0	0	0	0	0	0	0	0	0
15.5 Other accident only.....	0	0	0	0	0	0	0	0	0	0	0	0
15.6 Medicare Title XVIII exempt from state taxes or fees.....	0	0	0	0	0	0	0	0	0	0	0	0
15.7 All other A&H (b).....	0	0	0	0	0	0	0	0	0	0	0	0
15.8 Federal employees health benefits plan premium.....	0	0	0	0	0	0	0	0	0	0	0	0
16. Workers' compensation.....	0	0	0	0	0	0	0	0	0	0	0	0
17.1 Other liability-occurrence.....	0	0	0	0	0	0	0	0	0	0	0	0
17.2 Other liability-claims-made.....	0	0	0	0	0	0	0	0	0	0	0	0
17.3 Excess workers' compensation.....	0	0	0	0	0	0	0	0	0	0	0	0
18. Products liability.....	0	0	0	0	0	0	0	0	0	0	0	0
19.1 Private passenger auto no-fault (personal injury protection).....	32,517,525	34,029,943	0	12,507,736	22,816,171	19,795,555	14,186,895	1,451,240	600,697	3,766,679	2,272,914	633,003
19.2 Other private passenger auto liability.....	239,360,974	247,292,114	0	98,140,498	172,954,661	175,267,626	206,350,231	5,346,477	4,808,698	17,251,559	19,835,853	5,201,848
19.3 Commercial auto no-fault (personal injury protection).....	0	0	0	0	0	0	0	0	0	0	0	0
19.4 Other commercial auto liability.....	166,602	72,772	0	96,844	3,325	37,742	34,509	0	1,868	1,873	29,145	3,332
21.1 Private passenger auto physical damage.....	163,625,310	165,951,615	0	66,233,803	94,463,446	94,824,342	(1,584,798)	389,804	413,558	110,870	13,864,335	3,586,466
21.2 Commercial auto physical damage.....	61,312	24,644	0	37,890	14,116	45,655	31,578	0	5	5	10,837	1,235
22. Aircraft (all perils).....	0	0	0	0	0	0	0	0	0	0	0	0
23. Fidelity.....	0	0	0	0	0	0	0	0	0	0	0	0
24. Surety.....	0	0	0	0	0	0	0	0	0	0	0	0
26. Burglary and theft.....	0	0	0	0	0	0	0	0	0	0	0	0
27. Boiler and machinery.....	0	0	0	0	0	0	0	0	0	0	0	0
28. Credit.....	0	0	0	0	0	0	0	0	0	0	0	0
30. Warranty.....	0	0	0	0	0	0	0	0	0	0	0	0
34. Aggregate write-ins for other lines of business.....	0	0	0	0	0	0	0	0	0	0	0	25,296
35. TOTALS (a).....	506,567,589	519,762,664	0	214,691,335	323,704,627	319,565,772	229,157,346	7,807,056	6,327,285	21,527,307	43,949,109	11,194,835

**DETAILS OF WRITE-INS**

3401. MISCELLANEOUS.....	0	0	0	0	0	0	0	0	0	0	0	25,296
3402. ....	0	0	0	0	0	0	0	0	0	0	0	0
3403. ....	0	0	0	0	0	0	0	0	0	0	0	0
3498. Summary of remaining write-ins for Line 34 from overflow page.....	0	0	0	0	0	0	0	0	0	0	0	0
3499. TOTALS (Lines 3401 through 3403 plus 3498) (Line 34 above).....	0	0	0	0	0	0	0	0	0	0	0	25,296

(a) Finance and service charges not included in Lines 1 to 35 \$.....1,706,030.

(b) For health business on indicated lines report: Number of persons insured under PPO managed care products.....0 and number of persons insured under indemnity only products.....0.

**EXHIBIT OF PREMIUMS AND LOSSES (Statutory Page 14)**



NAIC Group Code....241 NAIC Company Code....40169

BUSINESS IN THE STATE OF HAWAII DURING THE YEAR

Line of Business	Gross Premiums, Including Policy and Membership Fees, Less Return Premiums and Premiums on Policies not Taken		3 Dividends Paid or Credited to Policyholders on Direct Business	4 Direct Unearned Premium Reserves	5 Direct Losses Paid (deducting salvage)	6 Direct Losses Incurred	7 Direct Losses Unpaid	8 Direct Defense and Cost Containment Expense Paid	9 Direct Defense and Cost Containment Expense Incurred	10 Direct Defense and Cost Containment Expense Unpaid	11 Commissions and Brokerage Expenses	12 Taxes, Licenses and Fees
	1 Direct Premiums Written	2 Direct Premiums Earned										
1. Fire.....	0	0	0	0	0	0	0	0	0	0	0	0
2.1 Allied lines.....	0	0	0	0	0	0	0	0	0	0	0	0
2.2 Multiple peril crop.....	0	0	0	0	0	0	0	0	0	0	0	0
2.3 Federal flood.....	0	0	0	0	0	0	0	0	0	0	0	0
2.4 Private crop.....	0	0	0	0	0	0	0	0	0	0	0	0
2.5 Private flood.....	0	0	0	0	0	0	0	0	0	0	0	0
3. Farmowners multiple peril.....	0	0	0	0	0	0	0	0	0	0	0	0
4. Homeowners multiple peril.....	0	0	0	0	0	0	0	0	0	0	0	0
5.1 Commercial multiple peril (non-liability portion).....	0	0	0	0	0	0	0	0	0	0	0	0
5.2 Commercial multiple peril (liability portion).....	0	0	0	0	0	0	0	0	0	0	0	0
6. Mortgage guaranty.....	0	0	0	0	0	0	0	0	0	0	0	0
8. Ocean marine.....	0	0	0	0	0	0	0	0	0	0	0	0
9. Inland marine.....	0	0	0	0	0	0	0	0	0	0	0	0
10. Financial guaranty.....	0	0	0	0	0	0	0	0	0	0	0	0
11. Medical professional liability.....	0	0	0	0	0	0	0	0	0	0	0	0
12. Earthquake.....	0	0	0	0	0	0	0	0	0	0	0	0
13. Group accident and health (b).....	0	0	0	0	0	0	0	0	0	0	0	0
14. Credit A&H (group and individual).....	0	0	0	0	0	0	0	0	0	0	0	0
15.1 Collectively renewable A&H (b).....	0	0	0	0	0	0	0	0	0	0	0	0
15.2 Non-cancelable A&H (b).....	0	0	0	0	0	0	0	0	0	0	0	0
15.3 Guaranteed renewable A&H (b).....	0	0	0	0	0	0	0	0	0	0	0	0
15.4 Non-renewable for stated reasons only (b).....	0	0	0	0	0	0	0	0	0	0	0	0
15.5 Other accident only.....	0	0	0	0	0	0	0	0	0	0	0	0
15.6 Medicare Title XVIII exempt from state taxes or fees.....	0	0	0	0	0	0	0	0	0	0	0	0
15.7 All other A&H (b).....	0	0	0	0	0	0	0	0	0	0	0	0
15.8 Federal employees health benefits plan premium.....	0	0	0	0	0	0	0	0	0	0	0	0
16. Workers' compensation.....	0	0	0	0	0	0	0	0	0	0	0	0
17.1 Other liability-occurrence.....	0	0	0	0	0	0	0	0	0	0	0	0
17.2 Other liability-claims-made.....	0	0	0	0	0	0	0	0	0	0	0	0
17.3 Excess workers' compensation.....	0	0	0	0	0	0	0	0	0	0	0	0
18. Products liability.....	0	0	0	0	0	0	0	0	0	0	0	0
19.1 Private passenger auto no-fault (personal injury protection).....	0	0	0	0	0	0	0	0	0	0	0	0
19.2 Other private passenger auto liability.....	0	0	0	0	0	0	0	0	0	0	0	0
19.3 Commercial auto no-fault (personal injury protection).....	0	0	0	0	0	0	0	0	0	0	0	0
19.4 Other commercial auto liability.....	0	0	0	0	0	0	0	0	0	0	0	0
21.1 Private passenger auto physical damage.....	0	0	0	0	0	0	0	0	0	0	0	0
21.2 Commercial auto physical damage.....	0	0	0	0	0	0	0	0	0	0	0	0
22. Aircraft (all perils).....	0	0	0	0	0	0	0	0	0	0	0	0
23. Fidelity.....	0	0	0	0	0	0	0	0	0	0	0	0
24. Surety.....	0	0	0	0	0	0	0	0	0	0	0	0
26. Burglary and theft.....	0	0	0	0	0	0	0	0	0	0	0	0
27. Boiler and machinery.....	0	0	0	0	0	0	0	0	0	0	0	0
28. Credit.....	0	0	0	0	0	0	0	0	0	0	0	0
30. Warranty.....	0	0	0	0	0	0	0	0	0	0	0	0
34. Aggregate write-ins for other lines of business.....	0	0	0	0	0	0	0	0	0	0	0	0
35. TOTALS (a).....	0	0	0	0	0	0	0	0	0	0	0	0

**DETAILS OF WRITE-INS**

3401. MISCELLANEOUS.....	0	0	0	0	0	0	0	0	0	0	0	0
3402. ....	0	0	0	0	0	0	0	0	0	0	0	0
3403. ....	0	0	0	0	0	0	0	0	0	0	0	0
3498. Summary of remaining write-ins for Line 34 from overflow page.....	0	0	0	0	0	0	0	0	0	0	0	0
3499. TOTALS (Lines 3401 through 3403 plus 3498) (Line 34 above).....	0	0	0	0	0	0	0	0	0	0	0	0

(a) Finance and service charges not included in Lines 1 to 35 \$.....0.

(b) For health business on indicated lines report: Number of persons insured under PPO managed care products.....0 and number of persons insured under indemnity only products.....0.

19 HI

**EXHIBIT OF PREMIUMS AND LOSSES (Statutory Page 14)**



NAIC Group Code....241 NAIC Company Code....40169

BUSINESS IN THE STATE OF IOWA DURING THE YEAR

191A

Line of Business	Gross Premiums, Including Policy and Membership Fees, Less Return Premiums and Premiums on Policies not Taken		Dividends Paid or Credited to Policyholders on Direct Business	Direct Unearned Premium Reserves	Direct Losses Paid (deducting salvage)	Direct Losses Incurred	Direct Losses Unpaid	Direct Defense and Cost Containment Expense Paid	Direct Defense and Cost Containment Expense Incurred	Direct Defense and Cost Containment Expense Unpaid	Commissions and Brokerage Expenses	Taxes, Licenses and Fees
	Direct Premiums Written	Direct Premiums Earned										
1. Fire.....	0	0	0	0	0	0	0	0	0	0	0	0
2.1 Allied lines.....	0	0	0	0	0	0	0	0	0	0	0	0
2.2 Multiple peril crop.....	0	0	0	0	0	0	0	0	0	0	0	0
2.3 Federal flood.....	0	0	0	0	0	0	0	0	0	0	0	0
2.4 Private crop.....	0	0	0	0	0	0	0	0	0	0	0	0
2.5 Private flood.....	0	0	0	0	0	0	0	0	0	0	0	0
3. Farmowners multiple peril.....	0	0	0	0	0	0	0	0	0	0	0	0
4. Homeowners multiple peril.....	0	0	0	0	0	0	0	0	0	0	0	0
5.1 Commercial multiple peril (non-liability portion).....	0	0	0	0	0	0	0	0	0	0	0	0
5.2 Commercial multiple peril (liability portion).....	0	0	0	0	0	0	0	0	0	0	0	0
6. Mortgage guaranty.....	0	0	0	0	0	0	0	0	0	0	0	0
8. Ocean marine.....	0	0	0	0	0	0	0	0	0	0	0	0
9. Inland marine.....	0	0	0	0	0	0	0	0	0	0	0	0
10. Financial guaranty.....	0	0	0	0	0	0	0	0	0	0	0	0
11. Medical professional liability.....	0	0	0	0	0	0	0	0	0	0	0	0
12. Earthquake.....	0	0	0	0	0	0	0	0	0	0	0	0
13. Group accident and health (b).....	0	0	0	0	0	0	0	0	0	0	0	0
14. Credit A&H (group and individual).....	0	0	0	0	0	0	0	0	0	0	0	0
15.1 Collectively renewable A&H (b).....	0	0	0	0	0	0	0	0	0	0	0	0
15.2 Non-cancelable A&H (b).....	0	0	0	0	0	0	0	0	0	0	0	0
15.3 Guaranteed renewable A&H (b).....	0	0	0	0	0	0	0	0	0	0	0	0
15.4 Non-renewable for stated reasons only (b).....	0	0	0	0	0	0	0	0	0	0	0	0
15.5 Other accident only.....	0	0	0	0	0	0	0	0	0	0	0	0
15.6 Medicare Title XVIII exempt from state taxes or fees.....	0	0	0	0	0	0	0	0	0	0	0	0
15.7 All other A&H (b).....	0	0	0	0	0	0	0	0	0	0	0	0
15.8 Federal employees health benefits plan premium.....	0	0	0	0	0	0	0	0	0	0	0	0
16. Workers' compensation.....	0	0	0	0	0	0	0	0	0	0	0	0
17.1 Other liability-occurrence.....	0	0	0	0	0	0	0	0	0	0	0	0
17.2 Other liability-claims-made.....	0	0	0	0	0	0	0	0	0	0	0	0
17.3 Excess workers' compensation.....	0	0	0	0	0	0	0	0	0	0	0	0
18. Products liability.....	0	0	0	0	0	0	0	0	0	0	0	0
19.1 Private passenger auto no-fault (personal injury protection).....	0	0	0	0	0	0	0	0	0	0	0	0
19.2 Other private passenger auto liability.....	12,954	13,595	0	3,659	2	151	1,037	0	(16)	46	232	437
19.3 Commercial auto no-fault (personal injury protection).....	0	0	0	0	0	0	0	0	0	0	0	0
19.4 Other commercial auto liability.....	0	0	0	0	0	0	0	0	0	0	0	0
21.1 Private passenger auto physical damage.....	16,105	17,339	0	4,442	5,802	5,619	86	0	(3)	(5)	263	545
21.2 Commercial auto physical damage.....	0	0	0	0	0	0	0	0	0	0	0	0
22. Aircraft (all perils).....	0	0	0	0	0	0	0	0	0	0	0	0
23. Fidelity.....	0	0	0	0	0	0	0	0	0	0	0	0
24. Surety.....	0	0	0	0	0	0	0	0	0	0	0	0
26. Burglary and theft.....	0	0	0	0	0	0	0	0	0	0	0	0
27. Boiler and machinery.....	0	0	0	0	0	0	0	0	0	0	0	0
28. Credit.....	0	0	0	0	0	0	0	0	0	0	0	0
30. Warranty.....	0	0	0	0	0	0	0	0	0	0	0	0
34. Aggregate write-ins for other lines of business.....	0	0	0	0	0	0	0	0	0	0	0	0
35. TOTALS (a).....	29,059	30,934	0	8,101	5,804	5,770	1,123	0	(19)	41	495	982

**DETAILS OF WRITE-INS**

3401. MISCELLANEOUS.....	0	0	0	0	0	0	0	0	0	0	0	0
3402. ....	0	0	0	0	0	0	0	0	0	0	0	0
3403. ....	0	0	0	0	0	0	0	0	0	0	0	0
3498. Summary of remaining write-ins for Line 34 from overflow page.....	0	0	0	0	0	0	0	0	0	0	0	0
3499. TOTALS (Lines 3401 through 3403 plus 3498) (Line 34 above).....	0	0	0	0	0	0	0	0	0	0	0	0

(a) Finance and service charges not included in Lines 1 to 35 \$.....185.

(b) For health business on indicated lines report: Number of persons insured under PPO managed care products.....0 and number of persons insured under indemnity only products.....0.

**EXHIBIT OF PREMIUMS AND LOSSES (Statutory Page 14)**



NAIC Group Code....241 NAIC Company Code....40169

BUSINESS IN THE STATE OF IDAHO DURING THE YEAR

Line of Business	Gross Premiums, Including Policy and Membership Fees, Less Return Premiums and Premiums on Policies not Taken		3 Dividends Paid or Credited to Policyholders on Direct Business	4 Direct Unearned Premium Reserves	5 Direct Losses Paid (deducting salvage)	6 Direct Losses Incurred	7 Direct Losses Unpaid	8 Direct Defense and Cost Containment Expense Paid	9 Direct Defense and Cost Containment Expense Incurred	10 Direct Defense and Cost Containment Expense Unpaid	11 Commissions and Brokerage Expenses	12 Taxes, Licenses and Fees
	1 Direct Premiums Written	2 Direct Premiums Earned										
1. Fire.....	0	0	0	0	0	0	0	0	0	0	0	0
2.1 Allied lines.....	0	0	0	0	0	0	0	0	0	0	0	0
2.2 Multiple peril crop.....	0	0	0	0	0	0	0	0	0	0	0	0
2.3 Federal flood.....	0	0	0	0	0	0	0	0	0	0	0	0
2.4 Private crop.....	0	0	0	0	0	0	0	0	0	0	0	0
2.5 Private flood.....	0	0	0	0	0	0	0	0	0	0	0	0
3. Farmowners multiple peril.....	0	0	0	0	0	0	0	0	0	0	0	0
4. Homeowners multiple peril.....	0	0	0	0	0	0	0	0	0	0	0	0
5.1 Commercial multiple peril (non-liability portion).....	0	0	0	0	0	0	0	0	0	0	0	0
5.2 Commercial multiple peril (liability portion).....	0	0	0	0	0	0	0	0	0	0	0	0
6. Mortgage guaranty.....	0	0	0	0	0	0	0	0	0	0	0	0
8. Ocean marine.....	0	0	0	0	0	0	0	0	0	0	0	0
9. Inland marine.....	0	0	0	0	0	0	0	0	0	0	0	0
10. Financial guaranty.....	0	0	0	0	0	0	0	0	0	0	0	0
11. Medical professional liability.....	0	0	0	0	0	0	0	0	0	0	0	0
12. Earthquake.....	0	0	0	0	0	0	0	0	0	0	0	0
13. Group accident and health (b).....	0	0	0	0	0	0	0	0	0	0	0	0
14. Credit A&H (group and individual).....	0	0	0	0	0	0	0	0	0	0	0	0
15.1 Collectively renewable A&H (b).....	0	0	0	0	0	0	0	0	0	0	0	0
15.2 Non-cancelable A&H (b).....	0	0	0	0	0	0	0	0	0	0	0	0
15.3 Guaranteed renewable A&H (b).....	0	0	0	0	0	0	0	0	0	0	0	0
15.4 Non-renewable for stated reasons only (b).....	0	0	0	0	0	0	0	0	0	0	0	0
15.5 Other accident only.....	0	0	0	0	0	0	0	0	0	0	0	0
15.6 Medicare Title XVIII exempt from state taxes or fees.....	0	0	0	0	0	0	0	0	0	0	0	0
15.7 All other A&H (b).....	0	0	0	0	0	0	0	0	0	0	0	0
15.8 Federal employees health benefits plan premium.....	0	0	0	0	0	0	0	0	0	0	0	0
16. Workers' compensation.....	0	0	0	0	0	0	0	0	0	0	0	0
17.1 Other liability-occurrence.....	0	0	0	0	0	0	0	0	0	0	0	0
17.2 Other liability-claims-made.....	0	0	0	0	0	0	0	0	0	0	0	0
17.3 Excess workers' compensation.....	0	0	0	0	0	0	0	0	0	0	0	0
18. Products liability.....	0	0	0	0	0	0	0	0	0	0	0	0
19.1 Private passenger auto no-fault (personal injury protection).....	0	0	0	0	0	0	0	0	0	0	0	0
19.2 Other private passenger auto liability.....	0	0	0	0	0	0	0	0	0	0	0	0
19.3 Commercial auto no-fault (personal injury protection).....	0	0	0	0	0	0	0	0	0	0	0	0
19.4 Other commercial auto liability.....	0	0	0	0	0	0	0	0	0	0	0	0
21.1 Private passenger auto physical damage.....	0	0	0	0	0	0	0	0	0	0	0	0
21.2 Commercial auto physical damage.....	0	0	0	0	0	0	0	0	0	0	0	0
22. Aircraft (all perils).....	0	0	0	0	0	0	0	0	0	0	0	0
23. Fidelity.....	0	0	0	0	0	0	0	0	0	0	0	0
24. Surety.....	0	0	0	0	0	0	0	0	0	0	0	0
26. Burglary and theft.....	0	0	0	0	0	0	0	0	0	0	0	0
27. Boiler and machinery.....	0	0	0	0	0	0	0	0	0	0	0	0
28. Credit.....	0	0	0	0	0	0	0	0	0	0	0	0
30. Warranty.....	0	0	0	0	0	0	0	0	0	0	0	0
34. Aggregate write-ins for other lines of business.....	0	0	0	0	0	0	0	0	0	0	0	2,500
35. TOTALS (a).....	0	0	0	0	0	0	0	0	0	0	0	2,500

**DETAILS OF WRITE-INS**

3401. MISCELLANEOUS.....	0	0	0	0	0	0	0	0	0	0	0	2,500
3402. ....	0	0	0	0	0	0	0	0	0	0	0	0
3403. ....	0	0	0	0	0	0	0	0	0	0	0	0
3498. Summary of remaining write-ins for Line 34 from overflow page.....	0	0	0	0	0	0	0	0	0	0	0	0
3499. TOTALS (Lines 3401 through 3403 plus 3498) (Line 34 above).....	0	0	0	0	0	0	0	0	0	0	0	2,500

(a) Finance and service charges not included in Lines 1 to 35 \$.....0.

(b) For health business on indicated lines report: Number of persons insured under PPO managed care products.....0 and number of persons insured under indemnity only products.....0.

19.ID



**EXHIBIT OF PREMIUMS AND LOSSES (Statutory Page 14)**



NAIC Group Code....241 NAIC Company Code....40169

BUSINESS IN THE STATE OF ILLINOIS DURING THE YEAR

191L

Line of Business	Gross Premiums, Including Policy and Membership Fees, Less Return Premiums and Premiums on Policies not Taken		3 Dividends Paid or Credited to Policyholders on Direct Business	4 Direct Unearned Premium Reserves	5 Direct Losses Paid (deducting salvage)	6 Direct Losses Incurred	7 Direct Losses Unpaid	8 Direct Defense and Cost Containment Expense Paid	9 Direct Defense and Cost Containment Expense Incurred	10 Direct Defense and Cost Containment Expense Unpaid	11 Commissions and Brokerage Expenses	12 Taxes, Licenses and Fees
	1 Direct Premiums Written	2 Direct Premiums Earned										
1. Fire.....	0	0	0	0	0	0	0	0	0	0	0	0
2.1 Allied lines.....	0	0	0	0	0	0	0	0	0	0	0	0
2.2 Multiple peril crop.....	0	0	0	0	0	0	0	0	0	0	0	0
2.3 Federal flood.....	0	0	0	0	0	0	0	0	0	0	0	0
2.4 Private crop.....	0	0	0	0	0	0	0	0	0	0	0	0
2.5 Private flood.....	0	0	0	0	0	0	0	0	0	0	0	0
3. Farmowners multiple peril.....	0	0	0	0	0	0	0	0	0	0	0	0
4. Homeowners multiple peril.....	51,918,617	52,714,654	0	27,958,487	25,955,736	21,274,145	6,368,140	515,815	369,837	269,770	6,747,225	1,302,446
5.1 Commercial multiple peril (non-liability portion).....	185,240	134,152	0	102,827	5,497	61,030	77,494	0	2,210	3,125	35,160	2,802
5.2 Commercial multiple peril (liability portion).....	186,832	115,445	0	105,149	18,471	86,717	85,470	0	12,765	17,071	34,312	2,811
6. Mortgage guaranty.....	0	0	0	0	0	0	0	0	0	0	0	0
8. Ocean marine.....	0	0	0	0	0	0	0	0	0	0	0	0
9. Inland marine.....	1,546,550	1,561,249	0	828,751	414,966	353,277	81,096	3,211	679	2,810	218,153	38,791
10. Financial guaranty.....	0	0	0	0	0	0	0	0	0	0	0	0
11. Medical professional liability.....	0	0	0	0	0	0	0	0	0	0	0	0
12. Earthquake.....	546,805	560,858	0	293,551	0	(23,484)	29,876	0	(510)	499	81,281	13,704
13. Group accident and health (b).....	0	0	0	0	0	0	0	0	0	0	0	0
14. Credit A&H (group and individual).....	0	0	0	0	0	0	0	0	0	0	0	0
15.1 Collectively renewable A&H (b).....	0	0	0	0	0	0	0	0	0	0	0	0
15.2 Non-cancelable A&H (b).....	0	0	0	0	0	0	0	0	0	0	0	0
15.3 Guaranteed renewable A&H (b).....	0	0	0	0	0	0	0	0	0	0	0	0
15.4 Non-renewable for stated reasons only (b).....	0	0	0	0	0	0	0	0	0	0	0	0
15.5 Other accident only.....	0	0	0	0	0	0	0	0	0	0	0	0
15.6 Medicare Title XVIII exempt from state taxes or fees.....	0	0	0	0	0	0	0	0	0	0	0	0
15.7 All other A&H (b).....	0	0	0	0	0	0	0	0	0	0	0	0
15.8 Federal employees health benefits plan premium.....	0	0	0	0	0	0	0	0	0	0	0	0
16. Workers' compensation.....	0	0	0	0	0	0	0	0	0	0	0	0
17.1 Other liability-occurrence.....	0	0	0	0	0	0	0	0	0	0	0	0
17.2 Other liability-claims-made.....	0	0	0	0	0	0	0	0	0	0	0	0
17.3 Excess workers' compensation.....	0	0	0	0	0	0	0	0	0	0	0	0
18. Products liability.....	0	0	0	0	0	0	0	0	0	0	0	0
19.1 Private passenger auto no-fault (personal injury protection).....	0	0	0	0	0	0	0	0	0	0	0	0
19.2 Other private passenger auto liability.....	17,497,294	18,511,670	0	7,497,920	11,077,098	11,231,702	16,610,494	721,518	660,949	1,379,224	2,161,734	374,436
19.3 Commercial auto no-fault (personal injury protection).....	0	0	0	0	0	0	0	0	0	0	0	0
19.4 Other commercial auto liability.....	166,602	72,772	0	96,844	3,325	37,742	34,509	0	1,868	1,873	29,145	3,332
21.1 Private passenger auto physical damage.....	14,638,966	15,249,333	0	6,248,022	7,318,042	7,278,901	(76,194)	18,737	20,545	9,081	1,817,398	313,303
21.2 Commercial auto physical damage.....	61,312	24,644	0	37,890	14,116	45,655	31,578	0	5	5	10,837	1,235
22. Aircraft (all perils).....	0	0	0	0	0	0	0	0	0	0	0	0
23. Fidelity.....	0	0	0	0	0	0	0	0	0	0	0	0
24. Surety.....	0	0	0	0	0	0	0	0	0	0	0	0
26. Burglary and theft.....	0	0	0	0	0	0	0	0	0	0	0	0
27. Boiler and machinery.....	0	0	0	0	0	0	0	0	0	0	0	0
28. Credit.....	0	0	0	0	0	0	0	0	0	0	0	0
30. Warranty.....	0	0	0	0	0	0	0	0	0	0	0	0
34. Aggregate write-ins for other lines of business.....	0	0	0	0	0	0	0	0	0	0	0	0
35. TOTALS (a).....	86,748,218	88,944,777	0	43,169,441	44,807,251	40,345,685	23,242,463	1,259,281	1,068,348	1,683,458	11,135,245	2,052,860

**DETAILS OF WRITE-INS**

3401. MISCELLANEOUS.....	0	0	0	0	0	0	0	0	0	0	0	0
3402. ....	0	0	0	0	0	0	0	0	0	0	0	0
3403. ....	0	0	0	0	0	0	0	0	0	0	0	0
3498. Summary of remaining write-ins for Line 34 from overflow page.....	0	0	0	0	0	0	0	0	0	0	0	0
3499. TOTALS (Lines 3401 through 3403 plus 3498) (Line 34 above).....	0	0	0	0	0	0	0	0	0	0	0	0

(a) Finance and service charges not included in Lines 1 to 35 \$.....361,306.

(b) For health business on indicated lines report: Number of persons insured under PPO managed care products.....0 and number of persons insured under indemnity only products.....0.

**EXHIBIT OF PREMIUMS AND LOSSES (Statutory Page 14)**



NAIC Group Code....241 NAIC Company Code....40169

BUSINESS IN THE STATE OF INDIANA DURING THE YEAR

1916

Line of Business	Gross Premiums, Including Policy and Membership Fees, Less Return Premiums and Premiums on Policies not Taken		Dividends Paid or Credited to Policyholders on Direct Business	Direct Unearned Premium Reserves	Direct Losses Paid (deducting salvage)	Direct Losses Incurred	Direct Losses Unpaid	Direct Defense and Cost Containment Expense Paid	Direct Defense and Cost Containment Expense Incurred	Direct Defense and Cost Containment Expense Unpaid	Commissions and Brokerage Expenses	Taxes, Licenses and Fees
	1 Direct Premiums Written	2 Direct Premiums Earned										
1. Fire.....	0	0	0	0	0	0	0	0	0	0	0	0
2.1 Allied lines.....	0	0	0	0	0	0	0	0	0	0	0	0
2.2 Multiple peril crop.....	0	0	0	0	0	0	0	0	0	0	0	0
2.3 Federal flood.....	0	0	0	0	0	0	0	0	0	0	0	0
2.4 Private crop.....	0	0	0	0	0	0	0	0	0	0	0	0
2.5 Private flood.....	0	0	0	0	0	0	0	0	0	0	0	0
3. Farmowners multiple peril.....	0	0	0	0	0	0	0	0	0	0	0	0
4. Homeowners multiple peril.....	0	0	0	0	0	0	0	0	0	0	0	0
5.1 Commercial multiple peril (non-liability portion).....	0	0	0	0	0	0	0	0	0	0	0	0
5.2 Commercial multiple peril (liability portion).....	0	0	0	0	0	0	0	0	0	0	0	0
6. Mortgage guaranty.....	0	0	0	0	0	0	0	0	0	0	0	0
8. Ocean marine.....	0	0	0	0	0	0	0	0	0	0	0	0
9. Inland marine.....	0	0	0	0	0	0	0	0	0	0	0	0
10. Financial guaranty.....	0	0	0	0	0	0	0	0	0	0	0	0
11. Medical professional liability.....	0	0	0	0	0	0	0	0	0	0	0	0
12. Earthquake.....	0	0	0	0	0	0	0	0	0	0	0	0
13. Group accident and health (b).....	0	0	0	0	0	0	0	0	0	0	0	0
14. Credit A&H (group and individual).....	0	0	0	0	0	0	0	0	0	0	0	0
15.1 Collectively renewable A&H (b).....	0	0	0	0	0	0	0	0	0	0	0	0
15.2 Non-cancelable A&H (b).....	0	0	0	0	0	0	0	0	0	0	0	0
15.3 Guaranteed renewable A&H (b).....	0	0	0	0	0	0	0	0	0	0	0	0
15.4 Non-renewable for stated reasons only (b).....	0	0	0	0	0	0	0	0	0	0	0	0
15.5 Other accident only.....	0	0	0	0	0	0	0	0	0	0	0	0
15.6 Medicare Title XVIII exempt from state taxes or fees.....	0	0	0	0	0	0	0	0	0	0	0	0
15.7 All other A&H (b).....	0	0	0	0	0	0	0	0	0	0	0	0
15.8 Federal employees health benefits plan premium.....	0	0	0	0	0	0	0	0	0	0	0	0
16. Workers' compensation.....	0	0	0	0	0	0	0	0	0	0	0	0
17.1 Other liability-occurrence.....	0	0	0	0	0	0	0	0	0	0	0	0
17.2 Other liability-claims-made.....	0	0	0	0	0	0	0	0	0	0	0	0
17.3 Excess workers' compensation.....	0	0	0	0	0	0	0	0	0	0	0	0
18. Products liability.....	0	0	0	0	0	0	0	0	0	0	0	0
19.1 Private passenger auto no-fault (personal injury protection).....	0	0	0	0	0	0	0	0	0	0	0	0
19.2 Other private passenger auto liability.....	50,655	52,733	0	12,418	8,951	25,855	24,132	0	1,452	1,681	551	1,752
19.3 Commercial auto no-fault (personal injury protection).....	0	0	0	0	0	0	0	0	0	0	0	0
19.4 Other commercial auto liability.....	0	0	0	0	0	0	0	0	0	0	0	0
21.1 Private passenger auto physical damage.....	41,052	42,742	0	9,684	36,970	37,897	(3,279)	0	(11)	63	404	1,417
21.2 Commercial auto physical damage.....	0	0	0	0	0	0	0	0	0	0	0	0
22. Aircraft (all perils).....	0	0	0	0	0	0	0	0	0	0	0	0
23. Fidelity.....	0	0	0	0	0	0	0	0	0	0	0	0
24. Surety.....	0	0	0	0	0	0	0	0	0	0	0	0
26. Burglary and theft.....	0	0	0	0	0	0	0	0	0	0	0	0
27. Boiler and machinery.....	0	0	0	0	0	0	0	0	0	0	0	0
28. Credit.....	0	0	0	0	0	0	0	0	0	0	0	0
30. Warranty.....	0	0	0	0	0	0	0	0	0	0	0	0
34. Aggregate write-ins for other lines of business.....	0	0	0	0	0	0	0	0	0	0	0	0
35. TOTALS (a).....	91,707	95,475	0	22,102	45,921	63,752	20,853	0	1,441	1,744	955	3,169

**DETAILS OF WRITE-INS**

3401. MISCELLANEOUS.....	0	0	0	0	0	0	0	0	0	0	0	0
3402. ....	0	0	0	0	0	0	0	0	0	0	0	0
3403. ....	0	0	0	0	0	0	0	0	0	0	0	0
3498. Summary of remaining write-ins for Line 34 from overflow page.....	0	0	0	0	0	0	0	0	0	0	0	0
3499. TOTALS (Lines 3401 through 3403 plus 3498) (Line 34 above).....	0	0	0	0	0	0	0	0	0	0	0	0

(a) Finance and service charges not included in Lines 1 to 35 \$.....655.

(b) For health business on indicated lines report: Number of persons insured under PPO managed care products.....0 and number of persons insured under indemnity only products.....0.

**EXHIBIT OF PREMIUMS AND LOSSES (Statutory Page 14)**



NAIC Group Code....241 NAIC Company Code....40169

BUSINESS IN THE STATE OF KANSAS DURING THE YEAR

Line of Business	Gross Premiums, Including Policy and Membership Fees, Less Return Premiums and Premiums on Policies not Taken		3 Dividends Paid or Credited to Policyholders on Direct Business	4 Direct Unearned Premium Reserves	5 Direct Losses Paid (deducting salvage)	6 Direct Losses Incurred	7 Direct Losses Unpaid	8 Direct Defense and Cost Containment Expense Paid	9 Direct Defense and Cost Containment Expense Incurred	10 Direct Defense and Cost Containment Expense Unpaid	11 Commissions and Brokerage Expenses	12 Taxes, Licenses and Fees
	1 Direct Premiums Written	2 Direct Premiums Earned										
1. Fire.....	0	0	0	0	0	0	0	0	0	0	0	0
2.1 Allied lines.....	0	0	0	0	0	0	0	0	0	0	0	0
2.2 Multiple peril crop.....	0	0	0	0	0	0	0	0	0	0	0	0
2.3 Federal flood.....	0	0	0	0	0	0	0	0	0	0	0	0
2.4 Private crop.....	0	0	0	0	0	0	0	0	0	0	0	0
2.5 Private flood.....	0	0	0	0	0	0	0	0	0	0	0	0
3. Farmowners multiple peril.....	0	0	0	0	0	0	0	0	0	0	0	0
4. Homeowners multiple peril.....	0	0	0	0	0	0	0	0	0	0	0	0
5.1 Commercial multiple peril (non-liability portion).....	0	0	0	0	0	0	0	0	0	0	0	0
5.2 Commercial multiple peril (liability portion).....	0	0	0	0	0	0	0	0	0	0	0	0
6. Mortgage guaranty.....	0	0	0	0	0	0	0	0	0	0	0	0
8. Ocean marine.....	0	0	0	0	0	0	0	0	0	0	0	0
9. Inland marine.....	0	0	0	0	0	0	0	0	0	0	0	0
10. Financial guaranty.....	0	0	0	0	0	0	0	0	0	0	0	0
11. Medical professional liability.....	0	0	0	0	0	0	0	0	0	0	0	0
12. Earthquake.....	0	0	0	0	0	0	0	0	0	0	0	0
13. Group accident and health (b).....	0	0	0	0	0	0	0	0	0	0	0	0
14. Credit A&H (group and individual).....	0	0	0	0	0	0	0	0	0	0	0	0
15.1 Collectively renewable A&H (b).....	0	0	0	0	0	0	0	0	0	0	0	0
15.2 Non-cancelable A&H (b).....	0	0	0	0	0	0	0	0	0	0	0	0
15.3 Guaranteed renewable A&H (b).....	0	0	0	0	0	0	0	0	0	0	0	0
15.4 Non-renewable for stated reasons only (b).....	0	0	0	0	0	0	0	0	0	0	0	0
15.5 Other accident only.....	0	0	0	0	0	0	0	0	0	0	0	0
15.6 Medicare Title XVIII exempt from state taxes or fees.....	0	0	0	0	0	0	0	0	0	0	0	0
15.7 All other A&H (b).....	0	0	0	0	0	0	0	0	0	0	0	0
15.8 Federal employees health benefits plan premium.....	0	0	0	0	0	0	0	0	0	0	0	0
16. Workers' compensation.....	0	0	0	0	0	0	0	0	0	0	0	0
17.1 Other liability-occurrence.....	0	0	0	0	0	0	0	0	0	0	0	0
17.2 Other liability-claims-made.....	0	0	0	0	0	0	0	0	0	0	0	0
17.3 Excess workers' compensation.....	0	0	0	0	0	0	0	0	0	0	0	0
18. Products liability.....	0	0	0	0	0	0	0	0	0	0	0	0
19.1 Private passenger auto no-fault (personal injury protection).....	152,256	132,258	0	77,438	54,380	113,313	84,332	45	15,613	22,366	20,483	3,177
19.2 Other private passenger auto liability.....	1,409,904	1,230,005	0	729,457	680,493	844,785	939,430	2,807	14,353	77,956	187,063	29,418
19.3 Commercial auto no-fault (personal injury protection).....	0	0	0	0	0	0	0	0	0	0	0	0
19.4 Other commercial auto liability.....	0	0	0	0	0	0	0	0	0	0	0	0
21.1 Private passenger auto physical damage.....	1,970,494	1,699,523	0	1,019,905	1,410,176	1,409,801	14,397	662	1,173	1,082	263,526	41,140
21.2 Commercial auto physical damage.....	0	0	0	0	0	0	0	0	0	0	0	0
22. Aircraft (all perils).....	0	0	0	0	0	0	0	0	0	0	0	0
23. Fidelity.....	0	0	0	0	0	0	0	0	0	0	0	0
24. Surety.....	0	0	0	0	0	0	0	0	0	0	0	0
26. Burglary and theft.....	0	0	0	0	0	0	0	0	0	0	0	0
27. Boiler and machinery.....	0	0	0	0	0	0	0	0	0	0	0	0
28. Credit.....	0	0	0	0	0	0	0	0	0	0	0	0
30. Warranty.....	0	0	0	0	0	0	0	0	0	0	0	0
34. Aggregate write-ins for other lines of business.....	0	0	0	0	0	0	0	0	0	0	0	0
35. TOTALS (a).....	3,532,654	3,061,786	0	1,826,800	2,145,049	2,367,899	1,038,159	3,514	31,139	101,404	471,072	73,735

**DETAILS OF WRITE-INS**

3401. MISCELLANEOUS.....	0	0	0	0	0	0	0	0	0	0	0	0
3402. ....	0	0	0	0	0	0	0	0	0	0	0	0
3403. ....	0	0	0	0	0	0	0	0	0	0	0	0
3498. Summary of remaining write-ins for Line 34 from overflow page.....	0	0	0	0	0	0	0	0	0	0	0	0
3499. TOTALS (Lines 3401 through 3403 plus 3498) (Line 34 above).....	0	0	0	0	0	0	0	0	0	0	0	0

(a) Finance and service charges not included in Lines 1 to 35 \$.....0.

(b) For health business on indicated lines report: Number of persons insured under PPO managed care products.....0 and number of persons insured under indemnity only products.....0.

19.KS

**EXHIBIT OF PREMIUMS AND LOSSES (Statutory Page 14)**



NAIC Group Code....241 NAIC Company Code....40169

BUSINESS IN THE STATE OF KENTUCKY DURING THE YEAR

Line of Business	Gross Premiums, Including Policy and Membership Fees, Less Return Premiums and Premiums on Policies not Taken		3 Dividends Paid or Credited to Policyholders on Direct Business	4 Direct Unearned Premium Reserves	5 Direct Losses Paid (deducting salvage)	6 Direct Losses Incurred	7 Direct Losses Unpaid	8 Direct Defense and Cost Containment Expense Paid	9 Direct Defense and Cost Containment Expense Incurred	10 Direct Defense and Cost Containment Expense Unpaid	11 Commissions and Brokerage Expenses	12 Taxes, Licenses and Fees
	1 Direct Premiums Written	2 Direct Premiums Earned										
1. Fire.....	0	0	0	0	0	0	0	0	0	0	0	0
2.1 Allied lines.....	0	0	0	0	0	0	0	0	0	0	0	0
2.2 Multiple peril crop.....	0	0	0	0	0	0	0	0	0	0	0	0
2.3 Federal flood.....	0	0	0	0	0	0	0	0	0	0	0	0
2.4 Private crop.....	0	0	0	0	0	0	0	0	0	0	0	0
2.5 Private flood.....	0	0	0	0	0	0	0	0	0	0	0	0
3. Farmowners multiple peril.....	0	0	0	0	0	0	0	0	0	0	0	0
4. Homeowners multiple peril.....	0	0	0	0	0	0	0	0	0	0	0	0
5.1 Commercial multiple peril (non-liability portion).....	0	0	0	0	0	0	0	0	0	0	0	0
5.2 Commercial multiple peril (liability portion).....	0	0	0	0	0	0	0	0	0	0	0	0
6. Mortgage guaranty.....	0	0	0	0	0	0	0	0	0	0	0	0
8. Ocean marine.....	0	0	0	0	0	0	0	0	0	0	0	0
9. Inland marine.....	0	0	0	0	0	0	0	0	0	0	0	0
10. Financial guaranty.....	0	0	0	0	0	0	0	0	0	0	0	0
11. Medical professional liability.....	0	0	0	0	0	0	0	0	0	0	0	0
12. Earthquake.....	0	0	0	0	0	0	0	0	0	0	0	0
13. Group accident and health (b).....	0	0	0	0	0	0	0	0	0	0	0	0
14. Credit A&H (group and individual).....	0	0	0	0	0	0	0	0	0	0	0	0
15.1 Collectively renewable A&H (b).....	0	0	0	0	0	0	0	0	0	0	0	0
15.2 Non-cancelable A&H (b).....	0	0	0	0	0	0	0	0	0	0	0	0
15.3 Guaranteed renewable A&H (b).....	0	0	0	0	0	0	0	0	0	0	0	0
15.4 Non-renewable for stated reasons only (b).....	0	0	0	0	0	0	0	0	0	0	0	0
15.5 Other accident only.....	0	0	0	0	0	0	0	0	0	0	0	0
15.6 Medicare Title XVIII exempt from state taxes or fees.....	0	0	0	0	0	0	0	0	0	0	0	0
15.7 All other A&H (b).....	0	0	0	0	0	0	0	0	0	0	0	0
15.8 Federal employees health benefits plan premium.....	0	0	0	0	0	0	0	0	0	0	0	0
16. Workers' compensation.....	0	0	0	0	0	0	0	0	0	0	0	0
17.1 Other liability-occurrence.....	0	0	0	0	0	0	0	0	0	0	0	0
17.2 Other liability-claims-made.....	0	0	0	0	0	0	0	0	0	0	0	0
17.3 Excess workers' compensation.....	0	0	0	0	0	0	0	0	0	0	0	0
18. Products liability.....	0	0	0	0	0	0	0	0	0	0	0	0
19.1 Private passenger auto no-fault (personal injury protection).....	22,353	23,168	0	6,411	10,273	12,493	(5,196)	0	606	(1,384)	110	338
19.2 Other private passenger auto liability.....	128,572	131,605	0	38,312	160,397	235,566	257,170	14,882	21,627	22,492	938	1,937
19.3 Commercial auto no-fault (personal injury protection).....	0	0	0	0	0	0	0	0	0	0	0	0
19.4 Other commercial auto liability.....	0	0	0	0	0	0	0	0	0	0	0	0
21.1 Private passenger auto physical damage.....	84,075	84,465	0	24,771	24,258	32,019	4,274	0	(142)	(79)	553	1,259
21.2 Commercial auto physical damage.....	0	0	0	0	0	0	0	0	0	0	0	0
22. Aircraft (all perils).....	0	0	0	0	0	0	0	0	0	0	0	0
23. Fidelity.....	0	0	0	0	0	0	0	0	0	0	0	0
24. Surety.....	0	0	0	0	0	0	0	0	0	0	0	0
26. Burglary and theft.....	0	0	0	0	0	0	0	0	0	0	0	0
27. Boiler and machinery.....	0	0	0	0	0	0	0	0	0	0	0	0
28. Credit.....	0	0	0	0	0	0	0	0	0	0	0	0
30. Warranty.....	0	0	0	0	0	0	0	0	0	0	0	0
34. Aggregate write-ins for other lines of business.....	0	0	0	0	0	0	0	0	0	0	0	0
35. TOTALS (a).....	235,000	239,238	0	69,494	194,928	280,078	256,248	14,882	22,091	21,029	1,601	3,534

**DETAILS OF WRITE-INS**

3401. MISCELLANEOUS.....	0	0	0	0	0	0	0	0	0	0	0	0
3402. ....	0	0	0	0	0	0	0	0	0	0	0	0
3403. ....	0	0	0	0	0	0	0	0	0	0	0	0
3498. Summary of remaining write-ins for Line 34 from overflow page.....	0	0	0	0	0	0	0	0	0	0	0	0
3499. TOTALS (Lines 3401 through 3403 plus 3498) (Line 34 above).....	0	0	0	0	0	0	0	0	0	0	0	0

(a) Finance and service charges not included in Lines 1 to 35 \$.....0.

(b) For health business on indicated lines report: Number of persons insured under PPO managed care products.....0 and number of persons insured under indemnity only products.....0.

19.KY

**EXHIBIT OF PREMIUMS AND LOSSES (Statutory Page 14)**



NAIC Group Code....241 NAIC Company Code....40169

BUSINESS IN THE STATE OF LOUISIANA DURING THE YEAR

Line of Business	Gross Premiums, Including Policy and Membership Fees, Less Return Premiums and Premiums on Policies not Taken		Dividends Paid or Credited to Policyholders on Direct Business	Direct Unearned Premium Reserves	Direct Losses Paid (deducting salvage)	Direct Losses Incurred	Direct Losses Unpaid	Direct Defense and Cost Containment Expense Paid	Direct Defense and Cost Containment Expense Incurred	Direct Defense and Cost Containment Expense Unpaid	Commissions and Brokerage Expenses	Taxes, Licenses and Fees
	1 Direct Premiums Written	2 Direct Premiums Earned										
1. Fire.....	0	0	0	0	0	0	0	0	0	0	0	0
2.1 Allied lines.....	0	0	0	0	0	0	0	0	0	0	0	0
2.2 Multiple peril crop.....	0	0	0	0	0	0	0	0	0	0	0	0
2.3 Federal flood.....	0	0	0	0	0	0	0	0	0	0	0	0
2.4 Private crop.....	0	0	0	0	0	0	0	0	0	0	0	0
2.5 Private flood.....	0	0	0	0	0	0	0	0	0	0	0	0
3. Farmowners multiple peril.....	0	0	0	0	0	0	0	0	0	0	0	0
4. Homeowners multiple peril.....	0	0	0	0	0	0	0	0	0	0	0	0
5.1 Commercial multiple peril (non-liability portion).....	0	0	0	0	0	0	0	0	0	0	0	0
5.2 Commercial multiple peril (liability portion).....	0	0	0	0	0	0	0	0	0	0	0	0
6. Mortgage guaranty.....	0	0	0	0	0	0	0	0	0	0	0	0
8. Ocean marine.....	0	0	0	0	0	0	0	0	0	0	0	0
9. Inland marine.....	0	0	0	0	0	0	0	0	0	0	0	0
10. Financial guaranty.....	0	0	0	0	0	0	0	0	0	0	0	0
11. Medical professional liability.....	0	0	0	0	0	0	0	0	0	0	0	0
12. Earthquake.....	0	0	0	0	0	0	0	0	0	0	0	0
13. Group accident and health (b).....	0	0	0	0	0	0	0	0	0	0	0	0
14. Credit A&H (group and individual).....	0	0	0	0	0	0	0	0	0	0	0	0
15.1 Collectively renewable A&H (b).....	0	0	0	0	0	0	0	0	0	0	0	0
15.2 Non-cancelable A&H (b).....	0	0	0	0	0	0	0	0	0	0	0	0
15.3 Guaranteed renewable A&H (b).....	0	0	0	0	0	0	0	0	0	0	0	0
15.4 Non-renewable for stated reasons only (b).....	0	0	0	0	0	0	0	0	0	0	0	0
15.5 Other accident only.....	0	0	0	0	0	0	0	0	0	0	0	0
15.6 Medicare Title XVIII exempt from state taxes or fees.....	0	0	0	0	0	0	0	0	0	0	0	0
15.7 All other A&H (b).....	0	0	0	0	0	0	0	0	0	0	0	0
15.8 Federal employees health benefits plan premium.....	0	0	0	0	0	0	0	0	0	0	0	0
16. Workers' compensation.....	0	0	0	0	0	0	0	0	0	0	0	0
17.1 Other liability-occurrence.....	0	0	0	0	0	0	0	0	0	0	0	0
17.2 Other liability-claims-made.....	0	0	0	0	0	0	0	0	0	0	0	0
17.3 Excess workers' compensation.....	0	0	0	0	0	0	0	0	0	0	0	0
18. Products liability.....	0	0	0	0	0	0	0	0	0	0	0	0
19.1 Private passenger auto no-fault (personal injury protection).....	0	0	0	0	0	0	0	0	0	0	0	0
19.2 Other private passenger auto liability.....	85,835	89,903	0	24,238	130,165	76,597	61,760	10,423	5,983	5,388	2,582	4,849
19.3 Commercial auto no-fault (personal injury protection).....	0	0	0	0	0	0	0	0	0	0	0	0
19.4 Other commercial auto liability.....	0	0	0	0	0	0	0	0	0	0	0	0
21.1 Private passenger auto physical damage.....	57,940	60,698	0	15,910	84,007	101,484	15,825	109	(171)	(258)	1,722	3,276
21.2 Commercial auto physical damage.....	0	0	0	0	0	0	0	0	0	0	0	0
22. Aircraft (all perils).....	0	0	0	0	0	0	0	0	0	0	0	0
23. Fidelity.....	0	0	0	0	0	0	0	0	0	0	0	0
24. Surety.....	0	0	0	0	0	0	0	0	0	0	0	0
26. Burglary and theft.....	0	0	0	0	0	0	0	0	0	0	0	0
27. Boiler and machinery.....	0	0	0	0	0	0	0	0	0	0	0	0
28. Credit.....	0	0	0	0	0	0	0	0	0	0	0	0
30. Warranty.....	0	0	0	0	0	0	0	0	0	0	0	0
34. Aggregate write-ins for other lines of business.....	0	0	0	0	0	0	0	0	0	0	0	0
35. TOTALS (a).....	143,775	150,601	0	40,148	214,172	178,081	77,585	10,532	5,812	5,130	4,304	8,125

**DETAILS OF WRITE-INS**

3401. MISCELLANEOUS.....	0	0	0	0	0	0	0	0	0	0	0	0
3402. ....	0	0	0	0	0	0	0	0	0	0	0	0
3403. ....	0	0	0	0	0	0	0	0	0	0	0	0
3498. Summary of remaining write-ins for Line 34 from overflow page.....	0	0	0	0	0	0	0	0	0	0	0	0
3499. TOTALS (Lines 3401 through 3403 plus 3498) (Line 34 above).....	0	0	0	0	0	0	0	0	0	0	0	0

(a) Finance and service charges not included in Lines 1 to 35 \$.....855.

(b) For health business on indicated lines report: Number of persons insured under PPO managed care products.....0 and number of persons insured under indemnity only products.....0.

19.LA

**EXHIBIT OF PREMIUMS AND LOSSES (Statutory Page 14)**



NAIC Group Code....241 NAIC Company Code....40169

BUSINESS IN THE STATE OF MASSACHUSETTS DURING THE YEAR

Line of Business	Gross Premiums, Including Policy and Membership Fees, Less Return Premiums and Premiums on Policies not Taken		3 Dividends Paid or Credited to Policyholders on Direct Business	4 Direct Unearned Premium Reserves	5 Direct Losses Paid (deducting salvage)	6 Direct Losses Incurred	7 Direct Losses Unpaid	8 Direct Defense and Cost Containment Expense Paid	9 Direct Defense and Cost Containment Expense Incurred	10 Direct Defense and Cost Containment Expense Unpaid	11 Commissions and Brokerage Expenses	12 Taxes, Licenses and Fees
	1 Direct Premiums Written	2 Direct Premiums Earned										
1. Fire.....	0	0	0	0	0	0	0	0	0	0	0	0
2.1 Allied lines.....	0	0	0	0	0	0	0	0	0	0	0	0
2.2 Multiple peril crop.....	0	0	0	0	0	0	0	0	0	0	0	0
2.3 Federal flood.....	0	0	0	0	0	0	0	0	0	0	0	0
2.4 Private crop.....	0	0	0	0	0	0	0	0	0	0	0	0
2.5 Private flood.....	0	0	0	0	0	0	0	0	0	0	0	0
3. Farmowners multiple peril.....	0	0	0	0	0	0	0	0	0	0	0	0
4. Homeowners multiple peril.....	0	0	0	0	0	0	0	0	0	0	0	0
5.1 Commercial multiple peril (non-liability portion).....	0	0	0	0	0	0	0	0	0	0	0	0
5.2 Commercial multiple peril (liability portion).....	0	0	0	0	0	0	0	0	0	0	0	0
6. Mortgage guaranty.....	0	0	0	0	0	0	0	0	0	0	0	0
8. Ocean marine.....	0	0	0	0	0	0	0	0	0	0	0	0
9. Inland marine.....	0	0	0	0	0	0	0	0	0	0	0	0
10. Financial guaranty.....	0	0	0	0	0	0	0	0	0	0	0	0
11. Medical professional liability.....	0	0	0	0	0	0	0	0	0	0	0	0
12. Earthquake.....	0	0	0	0	0	0	0	0	0	0	0	0
13. Group accident and health (b).....	0	0	0	0	0	0	0	0	0	0	0	0
14. Credit A&H (group and individual).....	0	0	0	0	0	0	0	0	0	0	0	0
15.1 Collectively renewable A&H (b).....	0	0	0	0	0	0	0	0	0	0	0	0
15.2 Non-cancelable A&H (b).....	0	0	0	0	0	0	0	0	0	0	0	0
15.3 Guaranteed renewable A&H (b).....	0	0	0	0	0	0	0	0	0	0	0	0
15.4 Non-renewable for stated reasons only (b).....	0	0	0	0	0	0	0	0	0	0	0	0
15.5 Other accident only.....	0	0	0	0	0	0	0	0	0	0	0	0
15.6 Medicare Title XVIII exempt from state taxes or fees.....	0	0	0	0	0	0	0	0	0	0	0	0
15.7 All other A&H (b).....	0	0	0	0	0	0	0	0	0	0	0	0
15.8 Federal employees health benefits plan premium.....	0	0	0	0	0	0	0	0	0	0	0	0
16. Workers' compensation.....	0	0	0	0	0	0	0	0	0	0	0	0
17.1 Other liability-occurrence.....	0	0	0	0	0	0	0	0	0	0	0	0
17.2 Other liability-claims-made.....	0	0	0	0	0	0	0	0	0	0	0	0
17.3 Excess workers' compensation.....	0	0	0	0	0	0	0	0	0	0	0	0
18. Products liability.....	0	0	0	0	0	0	0	0	0	0	0	0
19.1 Private passenger auto no-fault (personal injury protection).....	0	0	0	0	0	0	0	0	0	0	0	0
19.2 Other private passenger auto liability.....	0	0	0	0	0	0	0	0	0	0	0	0
19.3 Commercial auto no-fault (personal injury protection).....	0	0	0	0	0	0	0	0	0	0	0	0
19.4 Other commercial auto liability.....	0	0	0	0	0	0	0	0	0	0	0	0
21.1 Private passenger auto physical damage.....	0	0	0	0	0	0	0	0	0	0	0	0
21.2 Commercial auto physical damage.....	0	0	0	0	0	0	0	0	0	0	0	0
22. Aircraft (all perils).....	0	0	0	0	0	0	0	0	0	0	0	0
23. Fidelity.....	0	0	0	0	0	0	0	0	0	0	0	0
24. Surety.....	0	0	0	0	0	0	0	0	0	0	0	0
26. Burglary and theft.....	0	0	0	0	0	0	0	0	0	0	0	0
27. Boiler and machinery.....	0	0	0	0	0	0	0	0	0	0	0	0
28. Credit.....	0	0	0	0	0	0	0	0	0	0	0	0
30. Warranty.....	0	0	0	0	0	0	0	0	0	0	0	0
34. Aggregate write-ins for other lines of business.....	0	0	0	0	0	0	0	0	0	0	0	14,435
35. TOTALS (a).....	0	0	0	0	0	0	0	0	0	0	0	14,435

**DETAILS OF WRITE-INS**

3401. MISCELLANEOUS.....	0	0	0	0	0	0	0	0	0	0	0	14,435
3402. ....	0	0	0	0	0	0	0	0	0	0	0	0
3403. ....	0	0	0	0	0	0	0	0	0	0	0	0
3498. Summary of remaining write-ins for Line 34 from overflow page.....	0	0	0	0	0	0	0	0	0	0	0	0
3499. TOTALS (Lines 3401 through 3403 plus 3498) (Line 34 above).....	0	0	0	0	0	0	0	0	0	0	0	14,435

(a) Finance and service charges not included in Lines 1 to 35 \$.....0.

(b) For health business on indicated lines report: Number of persons insured under PPO managed care products.....0 and number of persons insured under indemnity only products.....0.

19.MA

**EXHIBIT OF PREMIUMS AND LOSSES (Statutory Page 14)**



NAIC Group Code....241 NAIC Company Code....40169

BUSINESS IN THE STATE OF MARYLAND DURING THE YEAR

19.MD

Line of Business	Gross Premiums, Including Policy and Membership Fees, Less Return Premiums and Premiums on Policies not Taken		Dividends Paid or Credited to Policyholders on Direct Business	Direct Unearned Premium Reserves	Direct Losses Paid (deducting salvage)	Direct Losses Incurred	Direct Losses Unpaid	Direct Defense and Cost Containment Expense Paid	Direct Defense and Cost Containment Expense Incurred	Direct Defense and Cost Containment Expense Unpaid	Commissions and Brokerage Expenses	Taxes, Licenses and Fees
	Direct Premiums Written	Direct Premiums Earned										
1. Fire.....	0	0	0	0	0	0	0	0	0	0	0	0
2.1 Allied lines.....	0	0	0	0	0	0	0	0	0	0	0	0
2.2 Multiple peril crop.....	0	0	0	0	0	0	0	0	0	0	0	0
2.3 Federal flood.....	0	0	0	0	0	0	0	0	0	0	0	0
2.4 Private crop.....	0	0	0	0	0	0	0	0	0	0	0	0
2.5 Private flood.....	0	0	0	0	0	0	0	0	0	0	0	0
3. Farmowners multiple peril.....	0	0	0	0	0	0	0	0	0	0	0	0
4. Homeowners multiple peril.....	0	0	0	0	0	0	0	0	0	0	0	0
5.1 Commercial multiple peril (non-liability portion).....	0	0	0	0	0	0	0	0	0	0	0	0
5.2 Commercial multiple peril (liability portion).....	0	0	0	0	0	0	0	0	0	0	0	0
6. Mortgage guaranty.....	0	0	0	0	0	0	0	0	0	0	0	0
8. Ocean marine.....	0	0	0	0	0	0	0	0	0	0	0	0
9. Inland marine.....	0	0	0	0	0	0	0	0	0	0	0	0
10. Financial guaranty.....	0	0	0	0	0	0	0	0	0	0	0	0
11. Medical professional liability.....	0	0	0	0	0	0	0	0	0	0	0	0
12. Earthquake.....	0	0	0	0	0	0	0	0	0	0	0	0
13. Group accident and health (b).....	0	0	0	0	0	0	0	0	0	0	0	0
14. Credit A&H (group and individual).....	0	0	0	0	0	0	0	0	0	0	0	0
15.1 Collectively renewable A&H (b).....	0	0	0	0	0	0	0	0	0	0	0	0
15.2 Non-cancelable A&H (b).....	0	0	0	0	0	0	0	0	0	0	0	0
15.3 Guaranteed renewable A&H (b).....	0	0	0	0	0	0	0	0	0	0	0	0
15.4 Non-renewable for stated reasons only (b).....	0	0	0	0	0	0	0	0	0	0	0	0
15.5 Other accident only.....	0	0	0	0	0	0	0	0	0	0	0	0
15.6 Medicare Title XVIII exempt from state taxes or fees.....	0	0	0	0	0	0	0	0	0	0	0	0
15.7 All other A&H (b).....	0	0	0	0	0	0	0	0	0	0	0	0
15.8 Federal employees health benefits plan premium.....	0	0	0	0	0	0	0	0	0	0	0	0
16. Workers' compensation.....	0	0	0	0	0	0	0	0	0	0	0	0
17.1 Other liability-occurrence.....	0	0	0	0	0	0	0	0	0	0	0	0
17.2 Other liability-claims-made.....	0	0	0	0	0	0	0	0	0	0	0	0
17.3 Excess workers' compensation.....	0	0	0	0	0	0	0	0	0	0	0	0
18. Products liability.....	0	0	0	0	0	0	0	0	0	0	0	0
19.1 Private passenger auto no-fault (personal injury protection).....	116,786	118,228	0	45,199	109,978	94,927	10,683	0	(4,080)	2,823	12,139	2,451
19.2 Other private passenger auto liability.....	870,074	876,889	0	359,674	816,525	779,009	415,017	13,125	7,638	31,998	88,479	18,236
19.3 Commercial auto no-fault (personal injury protection).....	0	0	0	0	0	0	0	0	0	0	0	0
19.4 Other commercial auto liability.....	0	0	0	0	0	0	0	0	0	0	0	0
21.1 Private passenger auto physical damage.....	668,731	668,639	0	269,648	335,497	350,086	(2,855)	1,234	1,146	308	64,788	14,019
21.2 Commercial auto physical damage.....	0	0	0	0	0	0	0	0	0	0	0	0
22. Aircraft (all perils).....	0	0	0	0	0	0	0	0	0	0	0	0
23. Fidelity.....	0	0	0	0	0	0	0	0	0	0	0	0
24. Surety.....	0	0	0	0	0	0	0	0	0	0	0	0
26. Burglary and theft.....	0	0	0	0	0	0	0	0	0	0	0	0
27. Boiler and machinery.....	0	0	0	0	0	0	0	0	0	0	0	0
28. Credit.....	0	0	0	0	0	0	0	0	0	0	0	0
30. Warranty.....	0	0	0	0	0	0	0	0	0	0	0	0
34. Aggregate write-ins for other lines of business.....	0	0	0	0	0	0	0	0	0	0	0	0
35. TOTALS (a).....	1,655,591	1,663,756	0	674,521	1,262,000	1,224,022	422,845	14,359	4,704	35,129	165,406	34,706

**DETAILS OF WRITE-INS**

3401. MISCELLANEOUS.....	0	0	0	0	0	0	0	0	0	0	0	0
3402. ....	0	0	0	0	0	0	0	0	0	0	0	0
3403. ....	0	0	0	0	0	0	0	0	0	0	0	0
3498. Summary of remaining write-ins for Line 34 from overflow page.....	0	0	0	0	0	0	0	0	0	0	0	0
3499. TOTALS (Lines 3401 through 3403 plus 3498) (Line 34 above).....	0	0	0	0	0	0	0	0	0	0	0	0

(a) Finance and service charges not included in Lines 1 to 35 \$.....5,280.

(b) For health business on indicated lines report: Number of persons insured under PPO managed care products.....0 and number of persons insured under indemnity only products.....0.

**EXHIBIT OF PREMIUMS AND LOSSES (Statutory Page 14)**



NAIC Group Code....241 NAIC Company Code....40169

BUSINESS IN THE STATE OF MAINE DURING THE YEAR

Line of Business	Gross Premiums, Including Policy and Membership Fees, Less Return Premiums and Premiums on Policies not Taken		3 Dividends Paid or Credited to Policyholders on Direct Business	4 Direct Unearned Premium Reserves	5 Direct Losses Paid (deducting salvage)	6 Direct Losses Incurred	7 Direct Losses Unpaid	8 Direct Defense and Cost Containment Expense Paid	9 Direct Defense and Cost Containment Expense Incurred	10 Direct Defense and Cost Containment Expense Unpaid	11 Commissions and Brokerage Expenses	12 Taxes, Licenses and Fees
	1 Direct Premiums Written	2 Direct Premiums Earned										
1. Fire.....	0	0	0	0	0	0	0	0	0	0	0	0
2.1 Allied lines.....	0	0	0	0	0	0	0	0	0	0	0	0
2.2 Multiple peril crop.....	0	0	0	0	0	0	0	0	0	0	0	0
2.3 Federal flood.....	0	0	0	0	0	0	0	0	0	0	0	0
2.4 Private crop.....	0	0	0	0	0	0	0	0	0	0	0	0
2.5 Private flood.....	0	0	0	0	0	0	0	0	0	0	0	0
3. Farmowners multiple peril.....	0	0	0	0	0	0	0	0	0	0	0	0
4. Homeowners multiple peril.....	0	0	0	0	0	0	0	0	0	0	0	0
5.1 Commercial multiple peril (non-liability portion).....	0	0	0	0	0	0	0	0	0	0	0	0
5.2 Commercial multiple peril (liability portion).....	0	0	0	0	0	0	0	0	0	0	0	0
6. Mortgage guaranty.....	0	0	0	0	0	0	0	0	0	0	0	0
8. Ocean marine.....	0	0	0	0	0	0	0	0	0	0	0	0
9. Inland marine.....	0	0	0	0	0	0	0	0	0	0	0	0
10. Financial guaranty.....	0	0	0	0	0	0	0	0	0	0	0	0
11. Medical professional liability.....	0	0	0	0	0	0	0	0	0	0	0	0
12. Earthquake.....	0	0	0	0	0	0	0	0	0	0	0	0
13. Group accident and health (b).....	0	0	0	0	0	0	0	0	0	0	0	0
14. Credit A&H (group and individual).....	0	0	0	0	0	0	0	0	0	0	0	0
15.1 Collectively renewable A&H (b).....	0	0	0	0	0	0	0	0	0	0	0	0
15.2 Non-cancelable A&H (b).....	0	0	0	0	0	0	0	0	0	0	0	0
15.3 Guaranteed renewable A&H (b).....	0	0	0	0	0	0	0	0	0	0	0	0
15.4 Non-renewable for stated reasons only (b).....	0	0	0	0	0	0	0	0	0	0	0	0
15.5 Other accident only.....	0	0	0	0	0	0	0	0	0	0	0	0
15.6 Medicare Title XVIII exempt from state taxes or fees.....	0	0	0	0	0	0	0	0	0	0	0	0
15.7 All other A&H (b).....	0	0	0	0	0	0	0	0	0	0	0	0
15.8 Federal employees health benefits plan premium.....	0	0	0	0	0	0	0	0	0	0	0	0
16. Workers' compensation.....	0	0	0	0	0	0	0	0	0	0	0	0
17.1 Other liability-occurrence.....	0	0	0	0	0	0	0	0	0	0	0	0
17.2 Other liability-claims-made.....	0	0	0	0	0	0	0	0	0	0	0	0
17.3 Excess workers' compensation.....	0	0	0	0	0	0	0	0	0	0	0	0
18. Products liability.....	0	0	0	0	0	0	0	0	0	0	0	0
19.1 Private passenger auto no-fault (personal injury protection).....	0	0	0	0	0	0	0	0	0	0	0	0
19.2 Other private passenger auto liability.....	6,215,590	5,955,344	0	1,964,182	3,146,859	3,175,313	3,750,126	38,236	40,281	311,328	373,066	122,523
19.3 Commercial auto no-fault (personal injury protection).....	0	0	0	0	0	0	0	0	0	0	0	0
19.4 Other commercial auto liability.....	0	0	0	0	0	0	0	0	0	0	0	0
21.1 Private passenger auto physical damage.....	6,737,727	6,436,658	0	2,114,906	3,122,011	3,095,562	86,432	4,845	5,176	1,131	400,625	132,784
21.2 Commercial auto physical damage.....	0	0	0	0	0	0	0	0	0	0	0	0
22. Aircraft (all perils).....	0	0	0	0	0	0	0	0	0	0	0	0
23. Fidelity.....	0	0	0	0	0	0	0	0	0	0	0	0
24. Surety.....	0	0	0	0	0	0	0	0	0	0	0	0
26. Burglary and theft.....	0	0	0	0	0	0	0	0	0	0	0	0
27. Boiler and machinery.....	0	0	0	0	0	0	0	0	0	0	0	0
28. Credit.....	0	0	0	0	0	0	0	0	0	0	0	0
30. Warranty.....	0	0	0	0	0	0	0	0	0	0	0	0
34. Aggregate write-ins for other lines of business.....	0	0	0	0	0	0	0	0	0	0	0	0
35. TOTALS (a).....	12,953,317	12,392,002	0	4,079,088	6,268,870	6,270,875	3,836,558	43,081	45,457	312,459	773,691	255,307

**DETAILS OF WRITE-INS**

3401. MISCELLANEOUS.....	0	0	0	0	0	0	0	0	0	0	0	0
3402. ....	0	0	0	0	0	0	0	0	0	0	0	0
3403. ....	0	0	0	0	0	0	0	0	0	0	0	0
3498. Summary of remaining write-ins for Line 34 from overflow page.....	0	0	0	0	0	0	0	0	0	0	0	0
3499. TOTALS (Lines 3401 through 3403 plus 3498) (Line 34 above).....	0	0	0	0	0	0	0	0	0	0	0	0

(a) Finance and service charges not included in Lines 1 to 35 \$.....27,389.

(b) For health business on indicated lines report: Number of persons insured under PPO managed care products.....0 and number of persons insured under indemnity only products.....0.

19.ME



**EXHIBIT OF PREMIUMS AND LOSSES (Statutory Page 14)**



NAIC Group Code....241 NAIC Company Code....40169

BUSINESS IN THE STATE OF MICHIGAN DURING THE YEAR

Line of Business	Gross Premiums, Including Policy and Membership Fees, Less Return Premiums and Premiums on Policies not Taken		3 Dividends Paid or Credited to Policyholders on Direct Business	4 Direct Unearned Premium Reserves	5 Direct Losses Paid (deducting salvage)	6 Direct Losses Incurred	7 Direct Losses Unpaid	8 Direct Defense and Cost Containment Expense Paid	9 Direct Defense and Cost Containment Expense Incurred	10 Direct Defense and Cost Containment Expense Unpaid	11 Commissions and Brokerage Expenses	12 Taxes, Licenses and Fees
	1 Direct Premiums Written	2 Direct Premiums Earned										
1. Fire.....	0	0	0	0	0	0	0	0	0	0	0	0
2.1 Allied lines.....	0	0	0	0	0	0	0	0	0	0	0	0
2.2 Multiple peril crop.....	0	0	0	0	0	0	0	0	0	0	0	0
2.3 Federal flood.....	0	0	0	0	0	0	0	0	0	0	0	0
2.4 Private crop.....	0	0	0	0	0	0	0	0	0	0	0	0
2.5 Private flood.....	0	0	0	0	0	0	0	0	0	0	0	0
3. Farmowners multiple peril.....	0	0	0	0	0	0	0	0	0	0	0	0
4. Homeowners multiple peril.....	0	0	0	0	0	0	0	0	0	0	0	0
5.1 Commercial multiple peril (non-liability portion).....	0	0	0	0	0	0	0	0	0	0	0	0
5.2 Commercial multiple peril (liability portion).....	0	0	0	0	0	0	0	0	0	0	0	0
6. Mortgage guaranty.....	0	0	0	0	0	0	0	0	0	0	0	0
8. Ocean marine.....	0	0	0	0	0	0	0	0	0	0	0	0
9. Inland marine.....	0	0	0	0	0	0	0	0	0	0	0	0
10. Financial guaranty.....	0	0	0	0	0	0	0	0	0	0	0	0
11. Medical professional liability.....	0	0	0	0	0	0	0	0	0	0	0	0
12. Earthquake.....	0	0	0	0	0	0	0	0	0	0	0	0
13. Group accident and health (b).....	0	0	0	0	0	0	0	0	0	0	0	0
14. Credit A&H (group and individual).....	0	0	0	0	0	0	0	0	0	0	0	0
15.1 Collectively renewable A&H (b).....	0	0	0	0	0	0	0	0	0	0	0	0
15.2 Non-cancelable A&H (b).....	0	0	0	0	0	0	0	0	0	0	0	0
15.3 Guaranteed renewable A&H (b).....	0	0	0	0	0	0	0	0	0	0	0	0
15.4 Non-renewable for stated reasons only (b).....	0	0	0	0	0	0	0	0	0	0	0	0
15.5 Other accident only.....	0	0	0	0	0	0	0	0	0	0	0	0
15.6 Medicare Title XVIII exempt from state taxes or fees.....	0	0	0	0	0	0	0	0	0	0	0	0
15.7 All other A&H (b).....	0	0	0	0	0	0	0	0	0	0	0	0
15.8 Federal employees health benefits plan premium.....	0	0	0	0	0	0	0	0	0	0	0	0
16. Workers' compensation.....	0	0	0	0	0	0	0	0	0	0	0	0
17.1 Other liability-occurrence.....	0	0	0	0	0	0	0	0	0	0	0	0
17.2 Other liability-claims-made.....	0	0	0	0	0	0	0	0	0	0	0	0
17.3 Excess workers' compensation.....	0	0	0	0	0	0	0	0	0	0	0	0
18. Products liability.....	0	0	0	0	0	0	0	0	0	0	0	0
19.1 Private passenger auto no-fault (personal injury protection).....	0	0	0	0	0	0	0	0	0	0	0	0
19.2 Other private passenger auto liability.....	0	0	0	0	0	0	0	0	0	0	0	0
19.3 Commercial auto no-fault (personal injury protection).....	0	0	0	0	0	0	0	0	0	0	0	0
19.4 Other commercial auto liability.....	0	0	0	0	0	0	0	0	0	0	0	0
21.1 Private passenger auto physical damage.....	0	0	0	0	0	0	0	0	0	0	0	0
21.2 Commercial auto physical damage.....	0	0	0	0	0	0	0	0	0	0	0	0
22. Aircraft (all perils).....	0	0	0	0	0	0	0	0	0	0	0	0
23. Fidelity.....	0	0	0	0	0	0	0	0	0	0	0	0
24. Surety.....	0	0	0	0	0	0	0	0	0	0	0	0
26. Burglary and theft.....	0	0	0	0	0	0	0	0	0	0	0	0
27. Boiler and machinery.....	0	0	0	0	0	0	0	0	0	0	0	0
28. Credit.....	0	0	0	0	0	0	0	0	0	0	0	0
30. Warranty.....	0	0	0	0	0	0	0	0	0	0	0	0
34. Aggregate write-ins for other lines of business.....	0	0	0	0	0	0	0	0	0	0	0	0
35. TOTALS (a).....	0	0	0	0	0	0	0	0	0	0	0	0

**DETAILS OF WRITE-INS**

3401. MISCELLANEOUS.....	0	0	0	0	0	0	0	0	0	0	0	0
3402. ....	0	0	0	0	0	0	0	0	0	0	0	0
3403. ....	0	0	0	0	0	0	0	0	0	0	0	0
3498. Summary of remaining write-ins for Line 34 from overflow page.....	0	0	0	0	0	0	0	0	0	0	0	0
3499. TOTALS (Lines 3401 through 3403 plus 3498) (Line 34 above).....	0	0	0	0	0	0	0	0	0	0	0	0

(a) Finance and service charges not included in Lines 1 to 35 \$.....0.

(b) For health business on indicated lines report: Number of persons insured under PPO managed care products.....0 and number of persons insured under indemnity only products.....0.

19 MI

**EXHIBIT OF PREMIUMS AND LOSSES (Statutory Page 14)**



NAIC Group Code....241 NAIC Company Code....40169

BUSINESS IN THE STATE OF MINNESOTA DURING THE YEAR

19.NM

Line of Business	Gross Premiums, Including Policy and Membership Fees, Less Return Premiums and Premiums on Policies not Taken		3 Dividends Paid or Credited to Policyholders on Direct Business	4 Direct Unearned Premium Reserves	5 Direct Losses Paid (deducting salvage)	6 Direct Losses Incurred	7 Direct Losses Unpaid	8 Direct Defense and Cost Containment Expense Paid	9 Direct Defense and Cost Containment Expense Incurred	10 Direct Defense and Cost Containment Expense Unpaid	11 Commissions and Brokerage Expenses	12 Taxes, Licenses and Fees
	1 Direct Premiums Written	2 Direct Premiums Earned										
1. Fire.....	0	0	0	0	0	0	0	0	0	0	0	0
2.1 Allied lines.....	0	0	0	0	0	0	0	0	0	0	0	0
2.2 Multiple peril crop.....	0	0	0	0	0	0	0	0	0	0	0	0
2.3 Federal flood.....	0	0	0	0	0	0	0	0	0	0	0	0
2.4 Private crop.....	0	0	0	0	0	0	0	0	0	0	0	0
2.5 Private flood.....	0	0	0	0	0	0	0	0	0	0	0	0
3. Farmowners multiple peril.....	0	0	0	0	0	0	0	0	0	0	0	0
4. Homeowners multiple peril.....	0	0	0	0	0	0	0	0	0	0	0	0
5.1 Commercial multiple peril (non-liability portion).....	0	0	0	0	0	0	0	0	0	0	0	0
5.2 Commercial multiple peril (liability portion).....	0	0	0	0	0	0	0	0	0	0	0	0
6. Mortgage guaranty.....	0	0	0	0	0	0	0	0	0	0	0	0
8. Ocean marine.....	0	0	0	0	0	0	0	0	0	0	0	0
9. Inland marine.....	0	0	0	0	0	0	0	0	0	0	0	0
10. Financial guaranty.....	0	0	0	0	0	0	0	0	0	0	0	0
11. Medical professional liability.....	0	0	0	0	0	0	0	0	0	0	0	0
12. Earthquake.....	0	0	0	0	0	0	0	0	0	0	0	0
13. Group accident and health (b).....	0	0	0	0	0	0	0	0	0	0	0	0
14. Credit A&H (group and individual).....	0	0	0	0	0	0	0	0	0	0	0	0
15.1 Collectively renewable A&H (b).....	0	0	0	0	0	0	0	0	0	0	0	0
15.2 Non-cancelable A&H (b).....	0	0	0	0	0	0	0	0	0	0	0	0
15.3 Guaranteed renewable A&H (b).....	0	0	0	0	0	0	0	0	0	0	0	0
15.4 Non-renewable for stated reasons only (b).....	0	0	0	0	0	0	0	0	0	0	0	0
15.5 Other accident only.....	0	0	0	0	0	0	0	0	0	0	0	0
15.6 Medicare Title XVIII exempt from state taxes or fees.....	0	0	0	0	0	0	0	0	0	0	0	0
15.7 All other A&H (b).....	0	0	0	0	0	0	0	0	0	0	0	0
15.8 Federal employees health benefits plan premium.....	0	0	0	0	0	0	0	0	0	0	0	0
16. Workers' compensation.....	0	0	0	0	0	0	0	0	0	0	0	0
17.1 Other liability-occurrence.....	0	0	0	0	0	0	0	0	0	0	0	0
17.2 Other liability-claims-made.....	0	0	0	0	0	0	0	0	0	0	0	0
17.3 Excess workers' compensation.....	0	0	0	0	0	0	0	0	0	0	0	0
18. Products liability.....	0	0	0	0	0	0	0	0	0	0	0	0
19.1 Private passenger auto no-fault (personal injury protection).....	2,762,632	2,842,635	0	951,026	1,735,346	1,497,248	911,065	49,567	(16,907)	241,880	148,250	53,845
19.2 Other private passenger auto liability.....	6,358,901	6,769,765	0	2,161,223	4,763,703	4,040,570	6,110,862	108,266	13,301	499,030	355,860	123,048
19.3 Commercial auto no-fault (personal injury protection).....	0	0	0	0	0	0	0	0	0	0	0	0
19.4 Other commercial auto liability.....	0	0	0	0	0	0	0	0	0	0	0	0
21.1 Private passenger auto physical damage.....	8,067,293	8,388,548	0	2,763,296	4,026,657	4,148,018	(27,425)	12,637	12,118	5,273	434,391	157,154
21.2 Commercial auto physical damage.....	0	0	0	0	0	0	0	0	0	0	0	0
22. Aircraft (all perils).....	0	0	0	0	0	0	0	0	0	0	0	0
23. Fidelity.....	0	0	0	0	0	0	0	0	0	0	0	0
24. Surety.....	0	0	0	0	0	0	0	0	0	0	0	0
26. Burglary and theft.....	0	0	0	0	0	0	0	0	0	0	0	0
27. Boiler and machinery.....	0	0	0	0	0	0	0	0	0	0	0	0
28. Credit.....	0	0	0	0	0	0	0	0	0	0	0	0
30. Warranty.....	0	0	0	0	0	0	0	0	0	0	0	0
34. Aggregate write-ins for other lines of business.....	0	0	0	0	0	0	0	0	0	0	0	0
35. TOTALS (a).....	17,188,826	18,000,948	0	5,875,545	10,525,706	9,685,836	6,994,502	170,470	8,512	746,183	938,501	334,047

**DETAILS OF WRITE-INS**

3401. MISCELLANEOUS.....	0	0	0	0	0	0	0	0	0	0	0	0
3402. ....	0	0	0	0	0	0	0	0	0	0	0	0
3403. ....	0	0	0	0	0	0	0	0	0	0	0	0
3498. Summary of remaining write-ins for Line 34 from overflow page.....	0	0	0	0	0	0	0	0	0	0	0	0
3499. TOTALS (Lines 3401 through 3403 plus 3498) (Line 34 above).....	0	0	0	0	0	0	0	0	0	0	0	0

(a) Finance and service charges not included in Lines 1 to 35 \$.....25,968.

(b) For health business on indicated lines report: Number of persons insured under PPO managed care products.....0 and number of persons insured under indemnity only products.....0.

**EXHIBIT OF PREMIUMS AND LOSSES (Statutory Page 14)**



NAIC Group Code....241 NAIC Company Code....40169

BUSINESS IN THE STATE OF MISSOURI DURING THE YEAR

19.MO

Line of Business	Gross Premiums, Including Policy and Membership Fees, Less Return Premiums and Premiums on Policies not Taken		3 Dividends Paid or Credited to Policyholders on Direct Business	4 Direct Unearned Premium Reserves	5 Direct Losses Paid (deducting salvage)	6 Direct Losses Incurred	7 Direct Losses Unpaid	8 Direct Defense and Cost Containment Expense Paid	9 Direct Defense and Cost Containment Expense Incurred	10 Direct Defense and Cost Containment Expense Unpaid	11 Commissions and Brokerage Expenses	12 Taxes, Licenses and Fees
	1 Direct Premiums Written	2 Direct Premiums Earned										
1. Fire.....	0	0	0	0	0	0	0	0	0	0	0	0
2.1 Allied lines.....	0	0	0	0	0	0	0	0	0	0	0	0
2.2 Multiple peril crop.....	0	0	0	0	0	0	0	0	0	0	0	0
2.3 Federal flood.....	0	0	0	0	0	0	0	0	0	0	0	0
2.4 Private crop.....	0	0	0	0	0	0	0	0	0	0	0	0
2.5 Private flood.....	0	0	0	0	0	0	0	0	0	0	0	0
3. Farmowners multiple peril.....	0	0	0	0	0	0	0	0	0	0	0	0
4. Homeowners multiple peril.....	0	0	0	0	0	0	0	0	0	0	0	0
5.1 Commercial multiple peril (non-liability portion).....	0	0	0	0	0	0	0	0	0	0	0	0
5.2 Commercial multiple peril (liability portion).....	0	0	0	0	0	0	0	0	0	0	0	0
6. Mortgage guaranty.....	0	0	0	0	0	0	0	0	0	0	0	0
8. Ocean marine.....	0	0	0	0	0	0	0	0	0	0	0	0
9. Inland marine.....	0	0	0	0	0	0	0	0	0	0	0	0
10. Financial guaranty.....	0	0	0	0	0	0	0	0	0	0	0	0
11. Medical professional liability.....	0	0	0	0	0	0	0	0	0	0	0	0
12. Earthquake.....	0	0	0	0	0	0	0	0	0	0	0	0
13. Group accident and health (b).....	0	0	0	0	0	0	0	0	0	0	0	0
14. Credit A&H (group and individual).....	0	0	0	0	0	0	0	0	0	0	0	0
15.1 Collectively renewable A&H (b).....	0	0	0	0	0	0	0	0	0	0	0	0
15.2 Non-cancelable A&H (b).....	0	0	0	0	0	0	0	0	0	0	0	0
15.3 Guaranteed renewable A&H (b).....	0	0	0	0	0	0	0	0	0	0	0	0
15.4 Non-renewable for stated reasons only (b).....	0	0	0	0	0	0	0	0	0	0	0	0
15.5 Other accident only.....	0	0	0	0	0	0	0	0	0	0	0	0
15.6 Medicare Title XVIII exempt from state taxes or fees.....	0	0	0	0	0	0	0	0	0	0	0	0
15.7 All other A&H (b).....	0	0	0	0	0	0	0	0	0	0	0	0
15.8 Federal employees health benefits plan premium.....	0	0	0	0	0	0	0	0	0	0	0	0
16. Workers' compensation.....	0	0	0	0	0	0	0	0	0	0	0	0
17.1 Other liability-occurrence.....	0	0	0	0	0	0	0	0	0	0	0	0
17.2 Other liability-claims-made.....	0	0	0	0	0	0	0	0	0	0	0	0
17.3 Excess workers' compensation.....	0	0	0	0	0	0	0	0	0	0	0	0
18. Products liability.....	0	0	0	0	0	0	0	0	0	0	0	0
19.1 Private passenger auto no-fault (personal injury protection).....	0	0	0	0	0	0	0	0	0	0	0	0
19.2 Other private passenger auto liability.....	62,427	63,768	0	16,792	4,110	64,999	104,047	64	5,248	9,050	245	2,085
19.3 Commercial auto no-fault (personal injury protection).....	0	0	0	0	0	0	0	0	0	0	0	0
19.4 Other commercial auto liability.....	0	0	0	0	0	0	0	0	0	0	0	0
21.1 Private passenger auto physical damage.....	57,730	59,704	0	15,006	18,524	23,447	4,605	0	(95)	(88)	219	1,916
21.2 Commercial auto physical damage.....	0	0	0	0	0	0	0	0	0	0	0	0
22. Aircraft (all perils).....	0	0	0	0	0	0	0	0	0	0	0	0
23. Fidelity.....	0	0	0	0	0	0	0	0	0	0	0	0
24. Surety.....	0	0	0	0	0	0	0	0	0	0	0	0
26. Burglary and theft.....	0	0	0	0	0	0	0	0	0	0	0	0
27. Boiler and machinery.....	0	0	0	0	0	0	0	0	0	0	0	0
28. Credit.....	0	0	0	0	0	0	0	0	0	0	0	0
30. Warranty.....	0	0	0	0	0	0	0	0	0	0	0	0
34. Aggregate write-ins for other lines of business.....	0	0	0	0	0	0	0	0	0	0	0	0
35. TOTALS (a).....	120,157	123,472	0	31,798	22,634	88,446	108,652	64	5,153	8,962	464	4,001

**DETAILS OF WRITE-INS**

3401. MISCELLANEOUS.....	0	0	0	0	0	0	0	0	0	0	0	0
3402. ....	0	0	0	0	0	0	0	0	0	0	0	0
3403. ....	0	0	0	0	0	0	0	0	0	0	0	0
3498. Summary of remaining write-ins for Line 34 from overflow page.....	0	0	0	0	0	0	0	0	0	0	0	0
3499. TOTALS (Lines 3401 through 3403 plus 3498) (Line 34 above).....	0	0	0	0	0	0	0	0	0	0	0	0

(a) Finance and service charges not included in Lines 1 to 35 \$.....0.

(b) For health business on indicated lines report: Number of persons insured under PPO managed care products.....0 and number of persons insured under indemnity only products.....0.

**EXHIBIT OF PREMIUMS AND LOSSES (Statutory Page 14)**



NAIC Group Code....241 NAIC Company Code....40169

BUSINESS IN THE STATE OF MISSISSIPPI DURING THE YEAR

Line of Business	Gross Premiums, Including Policy and Membership Fees, Less Return Premiums and Premiums on Policies not Taken		Dividends Paid or Credited to Policyholders on Direct Business	Direct Unearned Premium Reserves	Direct Losses Paid (deducting salvage)	Direct Losses Incurred	Direct Losses Unpaid	Direct Defense and Cost Containment Expense Paid	Direct Defense and Cost Containment Expense Incurred	Direct Defense and Cost Containment Expense Unpaid	Commissions and Brokerage Expenses	Taxes, Licenses and Fees
	1 Direct Premiums Written	2 Direct Premiums Earned										
1. Fire.....	0	0	0	0	0	0	0	0	0	0	0	0
2.1 Allied lines.....	0	0	0	0	0	0	0	0	0	0	0	0
2.2 Multiple peril crop.....	0	0	0	0	0	0	0	0	0	0	0	0
2.3 Federal flood.....	0	0	0	0	0	0	0	0	0	0	0	0
2.4 Private crop.....	0	0	0	0	0	0	0	0	0	0	0	0
2.5 Private flood.....	0	0	0	0	0	0	0	0	0	0	0	0
3. Farmowners multiple peril.....	0	0	0	0	0	0	0	0	0	0	0	0
4. Homeowners multiple peril.....	0	0	0	0	0	0	0	0	0	0	0	0
5.1 Commercial multiple peril (non-liability portion).....	0	0	0	0	0	0	0	0	0	0	0	0
5.2 Commercial multiple peril (liability portion).....	0	0	0	0	0	0	0	0	0	0	0	0
6. Mortgage guaranty.....	0	0	0	0	0	0	0	0	0	0	0	0
8. Ocean marine.....	0	0	0	0	0	0	0	0	0	0	0	0
9. Inland marine.....	0	0	0	0	0	0	0	0	0	0	0	0
10. Financial guaranty.....	0	0	0	0	0	0	0	0	0	0	0	0
11. Medical professional liability.....	0	0	0	0	0	0	0	0	0	0	0	0
12. Earthquake.....	0	0	0	0	0	0	0	0	0	0	0	0
13. Group accident and health (b).....	0	0	0	0	0	0	0	0	0	0	0	0
14. Credit A&H (group and individual).....	0	0	0	0	0	0	0	0	0	0	0	0
15.1 Collectively renewable A&H (b).....	0	0	0	0	0	0	0	0	0	0	0	0
15.2 Non-cancelable A&H (b).....	0	0	0	0	0	0	0	0	0	0	0	0
15.3 Guaranteed renewable A&H (b).....	0	0	0	0	0	0	0	0	0	0	0	0
15.4 Non-renewable for stated reasons only (b).....	0	0	0	0	0	0	0	0	0	0	0	0
15.5 Other accident only.....	0	0	0	0	0	0	0	0	0	0	0	0
15.6 Medicare Title XVIII exempt from state taxes or fees.....	0	0	0	0	0	0	0	0	0	0	0	0
15.7 All other A&H (b).....	0	0	0	0	0	0	0	0	0	0	0	0
15.8 Federal employees health benefits plan premium.....	0	0	0	0	0	0	0	0	0	0	0	0
16. Workers' compensation.....	0	0	0	0	0	0	0	0	0	0	0	0
17.1 Other liability-occurrence.....	0	0	0	0	0	0	0	0	0	0	0	0
17.2 Other liability-claims-made.....	0	0	0	0	0	0	0	0	0	0	0	0
17.3 Excess workers' compensation.....	0	0	0	0	0	0	0	0	0	0	0	0
18. Products liability.....	0	0	0	0	0	0	0	0	0	0	0	0
19.1 Private passenger auto no-fault (personal injury protection).....	0	0	0	0	0	0	0	0	0	0	0	0
19.2 Other private passenger auto liability.....	10,180,926	9,723,678	0	4,125,487	6,011,100	6,609,354	6,004,872	180,114	207,320	499,256	1,290,566	302,626
19.3 Commercial auto no-fault (personal injury protection).....	0	0	0	0	0	0	0	0	0	0	0	0
19.4 Other commercial auto liability.....	0	0	0	0	0	0	0	0	0	0	0	0
21.1 Private passenger auto physical damage.....	8,111,100	7,672,802	0	3,308,720	4,059,934	4,148,836	127,918	12,252	10,779	1,478	1,034,562	241,070
21.2 Commercial auto physical damage.....	0	0	0	0	0	0	0	0	0	0	0	0
22. Aircraft (all perils).....	0	0	0	0	0	0	0	0	0	0	0	0
23. Fidelity.....	0	0	0	0	0	0	0	0	0	0	0	0
24. Surety.....	0	0	0	0	0	0	0	0	0	0	0	0
26. Burglary and theft.....	0	0	0	0	0	0	0	0	0	0	0	0
27. Boiler and machinery.....	0	0	0	0	0	0	0	0	0	0	0	0
28. Credit.....	0	0	0	0	0	0	0	0	0	0	0	0
30. Warranty.....	0	0	0	0	0	0	0	0	0	0	0	0
34. Aggregate write-ins for other lines of business.....	0	0	0	0	0	0	0	0	0	0	0	0
35. TOTALS (a).....	18,292,026	17,396,480	0	7,434,207	10,071,034	10,758,190	6,132,790	192,366	218,099	500,734	2,325,128	543,696

**DETAILS OF WRITE-INS**

3401. MISCELLANEOUS.....	0	0	0	0	0	0	0	0	0	0	0	0
3402. ....	0	0	0	0	0	0	0	0	0	0	0	0
3403. ....	0	0	0	0	0	0	0	0	0	0	0	0
3498. Summary of remaining write-ins for Line 34 from overflow page.....	0	0	0	0	0	0	0	0	0	0	0	0
3499. TOTALS (Lines 3401 through 3403 plus 3498) (Line 34 above).....	0	0	0	0	0	0	0	0	0	0	0	0

(a) Finance and service charges not included in Lines 1 to 35 \$.....71,823.

(b) For health business on indicated lines report: Number of persons insured under PPO managed care products.....0 and number of persons insured under indemnity only products.....0.

19.MS

**EXHIBIT OF PREMIUMS AND LOSSES (Statutory Page 14)**



NAIC Group Code....241 NAIC Company Code....40169

BUSINESS IN THE STATE OF MONTANA DURING THE YEAR

19.MT

Line of Business	Gross Premiums, Including Policy and Membership Fees, Less Return Premiums and Premiums on Policies not Taken		3 Dividends Paid or Credited to Policyholders on Direct Business	4 Direct Unearned Premium Reserves	5 Direct Losses Paid (deducting salvage)	6 Direct Losses Incurred	7 Direct Losses Unpaid	8 Direct Defense and Cost Containment Expense Paid	9 Direct Defense and Cost Containment Expense Incurred	10 Direct Defense and Cost Containment Expense Unpaid	11 Commissions and Brokerage Expenses	12 Taxes, Licenses and Fees
	1 Direct Premiums Written	2 Direct Premiums Earned										
1. Fire.....	0	0	0	0	0	0	0	0	0	0	0	0
2.1 Allied lines.....	0	0	0	0	0	0	0	0	0	0	0	0
2.2 Multiple peril crop.....	0	0	0	0	0	0	0	0	0	0	0	0
2.3 Federal flood.....	0	0	0	0	0	0	0	0	0	0	0	0
2.4 Private crop.....	0	0	0	0	0	0	0	0	0	0	0	0
2.5 Private flood.....	0	0	0	0	0	0	0	0	0	0	0	0
3. Farmowners multiple peril.....	0	0	0	0	0	0	0	0	0	0	0	0
4. Homeowners multiple peril.....	0	0	0	0	0	0	0	0	0	0	0	0
5.1 Commercial multiple peril (non-liability portion).....	0	0	0	0	0	0	0	0	0	0	0	0
5.2 Commercial multiple peril (liability portion).....	0	0	0	0	0	0	0	0	0	0	0	0
6. Mortgage guaranty.....	0	0	0	0	0	0	0	0	0	0	0	0
8. Ocean marine.....	0	0	0	0	0	0	0	0	0	0	0	0
9. Inland marine.....	0	0	0	0	0	0	0	0	0	0	0	0
10. Financial guaranty.....	0	0	0	0	0	0	0	0	0	0	0	0
11. Medical professional liability.....	0	0	0	0	0	0	0	0	0	0	0	0
12. Earthquake.....	0	0	0	0	0	0	0	0	0	0	0	0
13. Group accident and health (b).....	0	0	0	0	0	0	0	0	0	0	0	0
14. Credit A&H (group and individual).....	0	0	0	0	0	0	0	0	0	0	0	0
15.1 Collectively renewable A&H (b).....	0	0	0	0	0	0	0	0	0	0	0	0
15.2 Non-cancelable A&H (b).....	0	0	0	0	0	0	0	0	0	0	0	0
15.3 Guaranteed renewable A&H (b).....	0	0	0	0	0	0	0	0	0	0	0	0
15.4 Non-renewable for stated reasons only (b).....	0	0	0	0	0	0	0	0	0	0	0	0
15.5 Other accident only.....	0	0	0	0	0	0	0	0	0	0	0	0
15.6 Medicare Title XVIII exempt from state taxes or fees.....	0	0	0	0	0	0	0	0	0	0	0	0
15.7 All other A&H (b).....	0	0	0	0	0	0	0	0	0	0	0	0
15.8 Federal employees health benefits plan premium.....	0	0	0	0	0	0	0	0	0	0	0	0
16. Workers' compensation.....	0	0	0	0	0	0	0	0	0	0	0	0
17.1 Other liability-occurrence.....	0	0	0	0	0	0	0	0	0	0	0	0
17.2 Other liability-claims-made.....	0	0	0	0	0	0	0	0	0	0	0	0
17.3 Excess workers' compensation.....	0	0	0	0	0	0	0	0	0	0	0	0
18. Products liability.....	0	0	0	0	0	0	0	0	0	0	0	0
19.1 Private passenger auto no-fault (personal injury protection).....	0	0	0	0	0	0	0	0	0	0	0	0
19.2 Other private passenger auto liability.....	0	0	0	0	0	0	0	0	0	0	0	0
19.3 Commercial auto no-fault (personal injury protection).....	0	0	0	0	0	0	0	0	0	0	0	0
19.4 Other commercial auto liability.....	0	0	0	0	0	0	0	0	0	0	0	0
21.1 Private passenger auto physical damage.....	0	0	0	0	0	0	0	0	0	0	0	0
21.2 Commercial auto physical damage.....	0	0	0	0	0	0	0	0	0	0	0	0
22. Aircraft (all perils).....	0	0	0	0	0	0	0	0	0	0	0	0
23. Fidelity.....	0	0	0	0	0	0	0	0	0	0	0	0
24. Surety.....	0	0	0	0	0	0	0	0	0	0	0	0
26. Burglary and theft.....	0	0	0	0	0	0	0	0	0	0	0	0
27. Boiler and machinery.....	0	0	0	0	0	0	0	0	0	0	0	0
28. Credit.....	0	0	0	0	0	0	0	0	0	0	0	0
30. Warranty.....	0	0	0	0	0	0	0	0	0	0	0	0
34. Aggregate write-ins for other lines of business.....	0	0	0	0	0	0	0	0	0	0	0	1,900
35. TOTALS (a).....	0	0	0	0	0	0	0	0	0	0	0	1,900

**DETAILS OF WRITE-INS**

3401. MISCELLANEOUS.....	0	0	0	0	0	0	0	0	0	0	0	1,900
3402. ....	0	0	0	0	0	0	0	0	0	0	0	0
3403. ....	0	0	0	0	0	0	0	0	0	0	0	0
3498. Summary of remaining write-ins for Line 34 from overflow page.....	0	0	0	0	0	0	0	0	0	0	0	0
3499. TOTALS (Lines 3401 through 3403 plus 3498) (Line 34 above).....	0	0	0	0	0	0	0	0	0	0	0	1,900

(a) Finance and service charges not included in Lines 1 to 35 \$.....0.

(b) For health business on indicated lines report: Number of persons insured under PPO managed care products.....0 and number of persons insured under indemnity only products.....0.

**EXHIBIT OF PREMIUMS AND LOSSES (Statutory Page 14)**



NAIC Group Code....241 NAIC Company Code....40169

BUSINESS IN THE STATE OF NORTH CAROLINA DURING THE YEAR

Line of Business	Gross Premiums, Including Policy and Membership Fees, Less Return Premiums and Premiums on Policies not Taken		3 Dividends Paid or Credited to Policyholders on Direct Business	4 Direct Unearned Premium Reserves	5 Direct Losses Paid (deducting salvage)	6 Direct Losses Incurred	7 Direct Losses Unpaid	8 Direct Defense and Cost Containment Expense Paid	9 Direct Defense and Cost Containment Expense Incurred	10 Direct Defense and Cost Containment Expense Unpaid	11 Commissions and Brokerage Expenses	12 Taxes, Licenses and Fees
	1 Direct Premiums Written	2 Direct Premiums Earned										
1. Fire.....	0	0	0	0	0	0	0	0	0	0	0	0
2.1 Allied lines.....	0	0	0	0	0	0	0	0	0	0	0	0
2.2 Multiple peril crop.....	0	0	0	0	0	0	0	0	0	0	0	0
2.3 Federal flood.....	0	0	0	0	0	0	0	0	0	0	0	0
2.4 Private crop.....	0	0	0	0	0	0	0	0	0	0	0	0
2.5 Private flood.....	0	0	0	0	0	0	0	0	0	0	0	0
3. Farmowners multiple peril.....	0	0	0	0	0	0	0	0	0	0	0	0
4. Homeowners multiple peril.....	0	0	0	0	0	0	0	0	0	0	0	0
5.1 Commercial multiple peril (non-liability portion).....	0	0	0	0	0	0	0	0	0	0	0	0
5.2 Commercial multiple peril (liability portion).....	0	0	0	0	0	0	0	0	0	0	0	0
6. Mortgage guaranty.....	0	0	0	0	0	0	0	0	0	0	0	0
8. Ocean marine.....	0	0	0	0	0	0	0	0	0	0	0	0
9. Inland marine.....	0	0	0	0	0	0	0	0	0	0	0	0
10. Financial guaranty.....	0	0	0	0	0	0	0	0	0	0	0	0
11. Medical professional liability.....	0	0	0	0	0	0	0	0	0	0	0	0
12. Earthquake.....	0	0	0	0	0	0	0	0	0	0	0	0
13. Group accident and health (b).....	0	0	0	0	0	0	0	0	0	0	0	0
14. Credit A&H (group and individual).....	0	0	0	0	0	0	0	0	0	0	0	0
15.1 Collectively renewable A&H (b).....	0	0	0	0	0	0	0	0	0	0	0	0
15.2 Non-cancelable A&H (b).....	0	0	0	0	0	0	0	0	0	0	0	0
15.3 Guaranteed renewable A&H (b).....	0	0	0	0	0	0	0	0	0	0	0	0
15.4 Non-renewable for stated reasons only (b).....	0	0	0	0	0	0	0	0	0	0	0	0
15.5 Other accident only.....	0	0	0	0	0	0	0	0	0	0	0	0
15.6 Medicare Title XVIII exempt from state taxes or fees.....	0	0	0	0	0	0	0	0	0	0	0	0
15.7 All other A&H (b).....	0	0	0	0	0	0	0	0	0	0	0	0
15.8 Federal employees health benefits plan premium.....	0	0	0	0	0	0	0	0	0	0	0	0
16. Workers' compensation.....	0	0	0	0	0	0	0	0	0	0	0	0
17.1 Other liability-occurrence.....	0	0	0	0	0	0	0	0	0	0	0	0
17.2 Other liability-claims-made.....	0	0	0	0	0	0	0	0	0	0	0	0
17.3 Excess workers' compensation.....	0	0	0	0	0	0	0	0	0	0	0	0
18. Products liability.....	0	0	0	0	0	0	0	0	0	0	0	0
19.1 Private passenger auto no-fault (personal injury protection).....	0	0	0	0	0	0	0	0	0	0	0	0
19.2 Other private passenger auto liability.....	0	0	0	0	0	0	0	0	0	0	0	0
19.3 Commercial auto no-fault (personal injury protection).....	0	0	0	0	0	0	0	0	0	0	0	0
19.4 Other commercial auto liability.....	0	0	0	0	0	0	0	0	0	0	0	0
21.1 Private passenger auto physical damage.....	0	0	0	0	0	0	0	0	0	0	0	0
21.2 Commercial auto physical damage.....	0	0	0	0	0	0	0	0	0	0	0	0
22. Aircraft (all perils).....	0	0	0	0	0	0	0	0	0	0	0	0
23. Fidelity.....	0	0	0	0	0	0	0	0	0	0	0	0
24. Surety.....	0	0	0	0	0	0	0	0	0	0	0	0
26. Burglary and theft.....	0	0	0	0	0	0	0	0	0	0	0	0
27. Boiler and machinery.....	0	0	0	0	0	0	0	0	0	0	0	0
28. Credit.....	0	0	0	0	0	0	0	0	0	0	0	0
30. Warranty.....	0	0	0	0	0	0	0	0	0	0	0	0
34. Aggregate write-ins for other lines of business.....	0	0	0	0	0	0	0	0	0	0	0	2,500
35. TOTALS (a).....	0	0	0	0	0	0	0	0	0	0	0	2,500

**DETAILS OF WRITE-INS**

3401. MISCELLANEOUS.....	0	0	0	0	0	0	0	0	0	0	0	2,500
3402. ....	0	0	0	0	0	0	0	0	0	0	0	0
3403. ....	0	0	0	0	0	0	0	0	0	0	0	0
3498. Summary of remaining write-ins for Line 34 from overflow page.....	0	0	0	0	0	0	0	0	0	0	0	0
3499. TOTALS (Lines 3401 through 3403 plus 3498) (Line 34 above).....	0	0	0	0	0	0	0	0	0	0	0	2,500

(a) Finance and service charges not included in Lines 1 to 35 \$.....0.

(b) For health business on indicated lines report: Number of persons insured under PPO managed care products.....0 and number of persons insured under indemnity only products.....0.

19.NC

**EXHIBIT OF PREMIUMS AND LOSSES (Statutory Page 14)**



NAIC Group Code....241 NAIC Company Code....40169

BUSINESS IN THE STATE OF NORTH DAKOTA DURING THE YEAR

Line of Business	Gross Premiums, Including Policy and Membership Fees, Less Return Premiums and Premiums on Policies not Taken		3 Dividends Paid or Credited to Policyholders on Direct Business	4 Direct Unearned Premium Reserves	5 Direct Losses Paid (deducting salvage)	6 Direct Losses Incurred	7 Direct Losses Unpaid	8 Direct Defense and Cost Containment Expense Paid	9 Direct Defense and Cost Containment Expense Incurred	10 Direct Defense and Cost Containment Expense Unpaid	11 Commissions and Brokerage Expenses	12 Taxes, Licenses and Fees
	1 Direct Premiums Written	2 Direct Premiums Earned										
1. Fire.....	0	0	0	0	0	0	0	0	0	0	0	0
2.1 Allied lines.....	0	0	0	0	0	0	0	0	0	0	0	0
2.2 Multiple peril crop.....	0	0	0	0	0	0	0	0	0	0	0	0
2.3 Federal flood.....	0	0	0	0	0	0	0	0	0	0	0	0
2.4 Private crop.....	0	0	0	0	0	0	0	0	0	0	0	0
2.5 Private flood.....	0	0	0	0	0	0	0	0	0	0	0	0
3. Farmowners multiple peril.....	0	0	0	0	0	0	0	0	0	0	0	0
4. Homeowners multiple peril.....	0	0	0	0	0	0	0	0	0	0	0	0
5.1 Commercial multiple peril (non-liability portion).....	0	0	0	0	0	0	0	0	0	0	0	0
5.2 Commercial multiple peril (liability portion).....	0	0	0	0	0	0	0	0	0	0	0	0
6. Mortgage guaranty.....	0	0	0	0	0	0	0	0	0	0	0	0
8. Ocean marine.....	0	0	0	0	0	0	0	0	0	0	0	0
9. Inland marine.....	0	0	0	0	0	0	0	0	0	0	0	0
10. Financial guaranty.....	0	0	0	0	0	0	0	0	0	0	0	0
11. Medical professional liability.....	0	0	0	0	0	0	0	0	0	0	0	0
12. Earthquake.....	0	0	0	0	0	0	0	0	0	0	0	0
13. Group accident and health (b).....	0	0	0	0	0	0	0	0	0	0	0	0
14. Credit A&H (group and individual).....	0	0	0	0	0	0	0	0	0	0	0	0
15.1 Collectively renewable A&H (b).....	0	0	0	0	0	0	0	0	0	0	0	0
15.2 Non-cancelable A&H (b).....	0	0	0	0	0	0	0	0	0	0	0	0
15.3 Guaranteed renewable A&H (b).....	0	0	0	0	0	0	0	0	0	0	0	0
15.4 Non-renewable for stated reasons only (b).....	0	0	0	0	0	0	0	0	0	0	0	0
15.5 Other accident only.....	0	0	0	0	0	0	0	0	0	0	0	0
15.6 Medicare Title XVIII exempt from state taxes or fees.....	0	0	0	0	0	0	0	0	0	0	0	0
15.7 All other A&H (b).....	0	0	0	0	0	0	0	0	0	0	0	0
15.8 Federal employees health benefits plan premium.....	0	0	0	0	0	0	0	0	0	0	0	0
16. Workers' compensation.....	0	0	0	0	0	0	0	0	0	0	0	0
17.1 Other liability-occurrence.....	0	0	0	0	0	0	0	0	0	0	0	0
17.2 Other liability-claims-made.....	0	0	0	0	0	0	0	0	0	0	0	0
17.3 Excess workers' compensation.....	0	0	0	0	0	0	0	0	0	0	0	0
18. Products liability.....	0	0	0	0	0	0	0	0	0	0	0	0
19.1 Private passenger auto no-fault (personal injury protection).....	0	0	0	0	0	0	0	0	0	0	0	0
19.2 Other private passenger auto liability.....	0	0	0	0	0	0	0	0	0	0	0	0
19.3 Commercial auto no-fault (personal injury protection).....	0	0	0	0	0	0	0	0	0	0	0	0
19.4 Other commercial auto liability.....	0	0	0	0	0	0	0	0	0	0	0	0
21.1 Private passenger auto physical damage.....	0	0	0	0	0	0	0	0	0	0	0	0
21.2 Commercial auto physical damage.....	0	0	0	0	0	0	0	0	0	0	0	0
22. Aircraft (all perils).....	0	0	0	0	0	0	0	0	0	0	0	0
23. Fidelity.....	0	0	0	0	0	0	0	0	0	0	0	0
24. Surety.....	0	0	0	0	0	0	0	0	0	0	0	0
26. Burglary and theft.....	0	0	0	0	0	0	0	0	0	0	0	0
27. Boiler and machinery.....	0	0	0	0	0	0	0	0	0	0	0	0
28. Credit.....	0	0	0	0	0	0	0	0	0	0	0	0
30. Warranty.....	0	0	0	0	0	0	0	0	0	0	0	0
34. Aggregate write-ins for other lines of business.....	0	0	0	0	0	0	0	0	0	0	0	382
35. TOTALS (a).....	0	0	0	0	0	0	0	0	0	0	0	382

**DETAILS OF WRITE-INS**

3401. MISCELLANEOUS.....	0	0	0	0	0	0	0	0	0	0	0	382
3402. ....	0	0	0	0	0	0	0	0	0	0	0	0
3403. ....	0	0	0	0	0	0	0	0	0	0	0	0
3498. Summary of remaining write-ins for Line 34 from overflow page.....	0	0	0	0	0	0	0	0	0	0	0	0
3499. TOTALS (Lines 3401 through 3403 plus 3498) (Line 34 above).....	0	0	0	0	0	0	0	0	0	0	0	382

(a) Finance and service charges not included in Lines 1 to 35 \$.....0.

(b) For health business on indicated lines report: Number of persons insured under PPO managed care products.....0 and number of persons insured under indemnity only products.....0.

19.ND

**EXHIBIT OF PREMIUMS AND LOSSES (Statutory Page 14)**



NAIC Group Code....241 NAIC Company Code....40169

BUSINESS IN THE STATE OF NEBRASKA DURING THE YEAR

Line of Business	Gross Premiums, Including Policy and Membership Fees, Less Return Premiums and Premiums on Policies not Taken		Dividends Paid or Credited to Policyholders on Direct Business	Direct Unearned Premium Reserves	Direct Losses Paid (deducting salvage)	Direct Losses Incurred	Direct Losses Unpaid	Direct Defense and Cost Containment Expense Paid	Direct Defense and Cost Containment Expense Incurred	Direct Defense and Cost Containment Expense Unpaid	Commissions and Brokerage Expenses	Taxes, Licenses and Fees
	1 Direct Premiums Written	2 Direct Premiums Earned										
1. Fire.....	0	0	0	0	0	0	0	0	0	0	0	0
2.1 Allied lines.....	0	0	0	0	0	0	0	0	0	0	0	0
2.2 Multiple peril crop.....	0	0	0	0	0	0	0	0	0	0	0	0
2.3 Federal flood.....	0	0	0	0	0	0	0	0	0	0	0	0
2.4 Private crop.....	0	0	0	0	0	0	0	0	0	0	0	0
2.5 Private flood.....	0	0	0	0	0	0	0	0	0	0	0	0
3. Farmowners multiple peril.....	0	0	0	0	0	0	0	0	0	0	0	0
4. Homeowners multiple peril.....	0	0	0	0	0	0	0	0	0	0	0	0
5.1 Commercial multiple peril (non-liability portion).....	0	0	0	0	0	0	0	0	0	0	0	0
5.2 Commercial multiple peril (liability portion).....	0	0	0	0	0	0	0	0	0	0	0	0
6. Mortgage guaranty.....	0	0	0	0	0	0	0	0	0	0	0	0
8. Ocean marine.....	0	0	0	0	0	0	0	0	0	0	0	0
9. Inland marine.....	0	0	0	0	0	0	0	0	0	0	0	0
10. Financial guaranty.....	0	0	0	0	0	0	0	0	0	0	0	0
11. Medical professional liability.....	0	0	0	0	0	0	0	0	0	0	0	0
12. Earthquake.....	0	0	0	0	0	0	0	0	0	0	0	0
13. Group accident and health (b).....	0	0	0	0	0	0	0	0	0	0	0	0
14. Credit A&H (group and individual).....	0	0	0	0	0	0	0	0	0	0	0	0
15.1 Collectively renewable A&H (b).....	0	0	0	0	0	0	0	0	0	0	0	0
15.2 Non-cancelable A&H (b).....	0	0	0	0	0	0	0	0	0	0	0	0
15.3 Guaranteed renewable A&H (b).....	0	0	0	0	0	0	0	0	0	0	0	0
15.4 Non-renewable for stated reasons only (b).....	0	0	0	0	0	0	0	0	0	0	0	0
15.5 Other accident only.....	0	0	0	0	0	0	0	0	0	0	0	0
15.6 Medicare Title XVIII exempt from state taxes or fees.....	0	0	0	0	0	0	0	0	0	0	0	0
15.7 All other A&H (b).....	0	0	0	0	0	0	0	0	0	0	0	0
15.8 Federal employees health benefits plan premium.....	0	0	0	0	0	0	0	0	0	0	0	0
16. Workers' compensation.....	0	0	0	0	0	0	0	0	0	0	0	0
17.1 Other liability-occurrence.....	0	0	0	0	0	0	0	0	0	0	0	0
17.2 Other liability-claims-made.....	0	0	0	0	0	0	0	0	0	0	0	0
17.3 Excess workers' compensation.....	0	0	0	0	0	0	0	0	0	0	0	0
18. Products liability.....	0	0	0	0	0	0	0	0	0	0	0	0
19.1 Private passenger auto no-fault (personal injury protection).....	0	0	0	0	0	0	0	0	0	0	0	0
19.2 Other private passenger auto liability.....	2,133,170	2,378,037	0	970,929	1,928,149	291,179	2,465,300	42,466	(120,715)	206,244	257,892	42,396
19.3 Commercial auto no-fault (personal injury protection).....	0	0	0	0	0	0	0	0	0	0	0	0
19.4 Other commercial auto liability.....	0	0	0	0	0	0	0	0	0	0	0	0
21.1 Private passenger auto physical damage.....	2,122,107	2,391,485	0	952,801	1,188,866	1,228,765	7,345	1,327	1,581	836	261,540	42,235
21.2 Commercial auto physical damage.....	0	0	0	0	0	0	0	0	0	0	0	0
22. Aircraft (all perils).....	0	0	0	0	0	0	0	0	0	0	0	0
23. Fidelity.....	0	0	0	0	0	0	0	0	0	0	0	0
24. Surety.....	0	0	0	0	0	0	0	0	0	0	0	0
26. Burglary and theft.....	0	0	0	0	0	0	0	0	0	0	0	0
27. Boiler and machinery.....	0	0	0	0	0	0	0	0	0	0	0	0
28. Credit.....	0	0	0	0	0	0	0	0	0	0	0	0
30. Warranty.....	0	0	0	0	0	0	0	0	0	0	0	0
34. Aggregate write-ins for other lines of business.....	0	0	0	0	0	0	0	0	0	0	0	0
35. TOTALS (a).....	4,255,277	4,769,522	0	1,923,730	3,117,015	1,519,944	2,472,645	43,793	(119,134)	207,080	519,432	84,631

**DETAILS OF WRITE-INS**

3401. MISCELLANEOUS.....	0	0	0	0	0	0	0	0	0	0	0	0
3402. ....	0	0	0	0	0	0	0	0	0	0	0	0
3403. ....	0	0	0	0	0	0	0	0	0	0	0	0
3498. Summary of remaining write-ins for Line 34 from overflow page.....	0	0	0	0	0	0	0	0	0	0	0	0
3499. TOTALS (Lines 3401 through 3403 plus 3498) (Line 34 above).....	0	0	0	0	0	0	0	0	0	0	0	0

(a) Finance and service charges not included in Lines 1 to 35 \$.....16,553.

(b) For health business on indicated lines report: Number of persons insured under PPO managed care products.....0 and number of persons insured under indemnity only products.....0.

19.NE



**EXHIBIT OF PREMIUMS AND LOSSES (Statutory Page 14)**



NAIC Group Code....241 NAIC Company Code....40169

BUSINESS IN THE STATE OF NEW HAMPSHIRE DURING THE YEAR

19.NH

Line of Business	Gross Premiums, Including Policy and Membership Fees, Less Return Premiums and Premiums on Policies not Taken		Dividends Paid or Credited to Policyholders on Direct Business	Direct Unearned Premium Reserves	Direct Losses Paid (deducting salvage)	Direct Losses Incurred	Direct Losses Unpaid	Direct Defense and Cost Containment Expense Paid	Direct Defense and Cost Containment Expense Incurred	Direct Defense and Cost Containment Expense Unpaid	Commissions and Brokerage Expenses	Taxes, Licenses and Fees
	Direct Premiums Written	Direct Premiums Earned										
1. Fire.....	0	0	0	0	0	0	0	0	0	0	0	0
2.1 Allied lines.....	0	0	0	0	0	0	0	0	0	0	0	0
2.2 Multiple peril crop.....	0	0	0	0	0	0	0	0	0	0	0	0
2.3 Federal flood.....	0	0	0	0	0	0	0	0	0	0	0	0
2.4 Private crop.....	0	0	0	0	0	0	0	0	0	0	0	0
2.5 Private flood.....	0	0	0	0	0	0	0	0	0	0	0	0
3. Farmowners multiple peril.....	0	0	0	0	0	0	0	0	0	0	0	0
4. Homeowners multiple peril.....	0	0	0	0	0	0	0	0	0	0	0	0
5.1 Commercial multiple peril (non-liability portion).....	0	0	0	0	0	0	0	0	0	0	0	0
5.2 Commercial multiple peril (liability portion).....	0	0	0	0	0	0	0	0	0	0	0	0
6. Mortgage guaranty.....	0	0	0	0	0	0	0	0	0	0	0	0
8. Ocean marine.....	0	0	0	0	0	0	0	0	0	0	0	0
9. Inland marine.....	0	0	0	0	0	0	0	0	0	0	0	0
10. Financial guaranty.....	0	0	0	0	0	0	0	0	0	0	0	0
11. Medical professional liability.....	0	0	0	0	0	0	0	0	0	0	0	0
12. Earthquake.....	0	0	0	0	0	0	0	0	0	0	0	0
13. Group accident and health (b).....	0	0	0	0	0	0	0	0	0	0	0	0
14. Credit A&H (group and individual).....	0	0	0	0	0	0	0	0	0	0	0	0
15.1 Collectively renewable A&H (b).....	0	0	0	0	0	0	0	0	0	0	0	0
15.2 Non-cancelable A&H (b).....	0	0	0	0	0	0	0	0	0	0	0	0
15.3 Guaranteed renewable A&H (b).....	0	0	0	0	0	0	0	0	0	0	0	0
15.4 Non-renewable for stated reasons only (b).....	0	0	0	0	0	0	0	0	0	0	0	0
15.5 Other accident only.....	0	0	0	0	0	0	0	0	0	0	0	0
15.6 Medicare Title XVIII exempt from state taxes or fees.....	0	0	0	0	0	0	0	0	0	0	0	0
15.7 All other A&H (b).....	0	0	0	0	0	0	0	0	0	0	0	0
15.8 Federal employees health benefits plan premium.....	0	0	0	0	0	0	0	0	0	0	0	0
16. Workers' compensation.....	0	0	0	0	0	0	0	0	0	0	0	0
17.1 Other liability-occurrence.....	0	0	0	0	0	0	0	0	0	0	0	0
17.2 Other liability-claims-made.....	0	0	0	0	0	0	0	0	0	0	0	0
17.3 Excess workers' compensation.....	0	0	0	0	0	0	0	0	0	0	0	0
18. Products liability.....	0	0	0	0	0	0	0	0	0	0	0	0
19.1 Private passenger auto no-fault (personal injury protection).....	0	0	0	0	0	0	0	0	0	0	0	0
19.2 Other private passenger auto liability.....	0	0	0	0	0	0	0	0	0	0	0	0
19.3 Commercial auto no-fault (personal injury protection).....	0	0	0	0	0	0	0	0	0	0	0	0
19.4 Other commercial auto liability.....	0	0	0	0	0	0	0	0	0	0	0	0
21.1 Private passenger auto physical damage.....	0	0	0	0	0	0	0	0	0	0	0	0
21.2 Commercial auto physical damage.....	0	0	0	0	0	0	0	0	0	0	0	0
22. Aircraft (all perils).....	0	0	0	0	0	0	0	0	0	0	0	0
23. Fidelity.....	0	0	0	0	0	0	0	0	0	0	0	0
24. Surety.....	0	0	0	0	0	0	0	0	0	0	0	0
26. Burglary and theft.....	0	0	0	0	0	0	0	0	0	0	0	0
27. Boiler and machinery.....	0	0	0	0	0	0	0	0	0	0	0	0
28. Credit.....	0	0	0	0	0	0	0	0	0	0	0	0
30. Warranty.....	0	0	0	0	0	0	0	0	0	0	0	0
34. Aggregate write-ins for other lines of business.....	0	0	0	0	0	0	0	0	0	0	0	0
35. TOTALS (a).....	0	0	0	0	0	0	0	0	0	0	0	0

**DETAILS OF WRITE-INS**

3401. MISCELLANEOUS.....	0	0	0	0	0	0	0	0	0	0	0	0
3402. ....	0	0	0	0	0	0	0	0	0	0	0	0
3403. ....	0	0	0	0	0	0	0	0	0	0	0	0
3498. Summary of remaining write-ins for Line 34 from overflow page.....	0	0	0	0	0	0	0	0	0	0	0	0
3499. TOTALS (Lines 3401 through 3403 plus 3498) (Line 34 above).....	0	0	0	0	0	0	0	0	0	0	0	0

(a) Finance and service charges not included in Lines 1 to 35 \$.....0.

(b) For health business on indicated lines report: Number of persons insured under PPO managed care products.....0 and number of persons insured under indemnity only products.....0.

**EXHIBIT OF PREMIUMS AND LOSSES (Statutory Page 14)**



NAIC Group Code....241 NAIC Company Code....40169

BUSINESS IN THE STATE OF NEW JERSEY DURING THE YEAR

Line of Business	Gross Premiums, Including Policy and Membership Fees, Less Return Premiums and Premiums on Policies not Taken		Dividends Paid or Credited to Policyholders on Direct Business	Direct Unearned Premium Reserves	Direct Losses Paid (deducting salvage)	Direct Losses Incurred	Direct Losses Unpaid	Direct Defense and Cost Containment Expense Paid	Direct Defense and Cost Containment Expense Incurred	Direct Defense and Cost Containment Expense Unpaid	Commissions and Brokerage Expenses	Taxes, Licenses and Fees
	1 Direct Premiums Written	2 Direct Premiums Earned										
1. Fire.....	0	0	0	0	0	0	0	0	0	0	0	0
2.1 Allied lines.....	0	0	0	0	0	0	0	0	0	0	0	0
2.2 Multiple peril crop.....	0	0	0	0	0	0	0	0	0	0	0	0
2.3 Federal flood.....	0	0	0	0	0	0	0	0	0	0	0	0
2.4 Private crop.....	0	0	0	0	0	0	0	0	0	0	0	0
2.5 Private flood.....	0	0	0	0	0	0	0	0	0	0	0	0
3. Farmowners multiple peril.....	0	0	0	0	0	0	0	0	0	0	0	0
4. Homeowners multiple peril.....	0	0	0	0	0	0	0	0	0	0	0	0
5.1 Commercial multiple peril (non-liability portion).....	0	0	0	0	0	0	0	0	0	0	0	0
5.2 Commercial multiple peril (liability portion).....	0	0	0	0	0	0	0	0	0	0	0	0
6. Mortgage guaranty.....	0	0	0	0	0	0	0	0	0	0	0	0
8. Ocean marine.....	0	0	0	0	0	0	0	0	0	0	0	0
9. Inland marine.....	0	0	0	0	0	0	0	0	0	0	0	0
10. Financial guaranty.....	0	0	0	0	0	0	0	0	0	0	0	0
11. Medical professional liability.....	0	0	0	0	0	0	0	0	0	0	0	0
12. Earthquake.....	0	0	0	0	0	0	0	0	0	0	0	0
13. Group accident and health (b).....	0	0	0	0	0	0	0	0	0	0	0	0
14. Credit A&H (group and individual).....	0	0	0	0	0	0	0	0	0	0	0	0
15.1 Collectively renewable A&H (b).....	0	0	0	0	0	0	0	0	0	0	0	0
15.2 Non-cancelable A&H (b).....	0	0	0	0	0	0	0	0	0	0	0	0
15.3 Guaranteed renewable A&H (b).....	0	0	0	0	0	0	0	0	0	0	0	0
15.4 Non-renewable for stated reasons only (b).....	0	0	0	0	0	0	0	0	0	0	0	0
15.5 Other accident only.....	0	0	0	0	0	0	0	0	0	0	0	0
15.6 Medicare Title XVIII exempt from state taxes or fees.....	0	0	0	0	0	0	0	0	0	0	0	0
15.7 All other A&H (b).....	0	0	0	0	0	0	0	0	0	0	0	0
15.8 Federal employees health benefits plan premium.....	0	0	0	0	0	0	0	0	0	0	0	0
16. Workers' compensation.....	0	0	0	0	0	0	0	0	0	0	0	0
17.1 Other liability-occurrence.....	0	0	0	0	0	0	0	0	0	0	0	0
17.2 Other liability-claims-made.....	0	0	0	0	0	0	0	0	0	0	0	0
17.3 Excess workers' compensation.....	0	0	0	0	0	0	0	0	0	0	0	0
18. Products liability.....	0	0	0	0	0	0	0	0	0	0	0	0
19.1 Private passenger auto no-fault (personal injury protection).....	3,131	372	0	2,759	0	18	18	0	5	5	198	106
19.2 Other private passenger auto liability.....	17,198	2,044	0	15,155	0	187	187	0	14	14	1,130	582
19.3 Commercial auto no-fault (personal injury protection).....	0	0	0	0	0	0	0	0	0	0	0	0
19.4 Other commercial auto liability.....	0	0	0	0	0	0	0	0	0	0	0	0
21.1 Private passenger auto physical damage.....	10,013	1,147	0	8,866	0	20	20	0	0	0	655	336
21.2 Commercial auto physical damage.....	0	0	0	0	0	0	0	0	0	0	0	0
22. Aircraft (all perils).....	0	0	0	0	0	0	0	0	0	0	0	0
23. Fidelity.....	0	0	0	0	0	0	0	0	0	0	0	0
24. Surety.....	0	0	0	0	0	0	0	0	0	0	0	0
26. Burglary and theft.....	0	0	0	0	0	0	0	0	0	0	0	0
27. Boiler and machinery.....	0	0	0	0	0	0	0	0	0	0	0	0
28. Credit.....	0	0	0	0	0	0	0	0	0	0	0	0
30. Warranty.....	0	0	0	0	0	0	0	0	0	0	0	0
34. Aggregate write-ins for other lines of business.....	0	0	0	0	0	0	0	0	0	0	0	0
35. TOTALS (a).....	30,342	3,563	0	26,780	0	225	225	0	19	19	1,983	1,024

**DETAILS OF WRITE-INS**

3401. MISCELLANEOUS.....	0	0	0	0	0	0	0	0	0	0	0	0
3402. ....	0	0	0	0	0	0	0	0	0	0	0	0
3403. ....	0	0	0	0	0	0	0	0	0	0	0	0
3498. Summary of remaining write-ins for Line 34 from overflow page.....	0	0	0	0	0	0	0	0	0	0	0	0
3499. TOTALS (Lines 3401 through 3403 plus 3498) (Line 34 above).....	0	0	0	0	0	0	0	0	0	0	0	0

(a) Finance and service charges not included in Lines 1 to 35 \$.....0.

(b) For health business on indicated lines report: Number of persons insured under PPO managed care products.....0 and number of persons insured under indemnity only products.....0.

19.NJ

**EXHIBIT OF PREMIUMS AND LOSSES (Statutory Page 14)**



NAIC Group Code....241 NAIC Company Code....40169

BUSINESS IN THE STATE OF NEW MEXICO DURING THE YEAR

Line of Business	Gross Premiums, Including Policy and Membership Fees, Less Return Premiums and Premiums on Policies not Taken		3 Dividends Paid or Credited to Policyholders on Direct Business	4 Direct Unearned Premium Reserves	5 Direct Losses Paid (deducting salvage)	6 Direct Losses Incurred	7 Direct Losses Unpaid	8 Direct Defense and Cost Containment Expense Paid	9 Direct Defense and Cost Containment Expense Incurred	10 Direct Defense and Cost Containment Expense Unpaid	11 Commissions and Brokerage Expenses	12 Taxes, Licenses and Fees
	1 Direct Premiums Written	2 Direct Premiums Earned										
1. Fire.....	0	0	0	0	0	0	0	0	0	0	0	0
2.1 Allied lines.....	0	0	0	0	0	0	0	0	0	0	0	0
2.2 Multiple peril crop.....	0	0	0	0	0	0	0	0	0	0	0	0
2.3 Federal flood.....	0	0	0	0	0	0	0	0	0	0	0	0
2.4 Private crop.....	0	0	0	0	0	0	0	0	0	0	0	0
2.5 Private flood.....	0	0	0	0	0	0	0	0	0	0	0	0
3. Farmowners multiple peril.....	0	0	0	0	0	0	0	0	0	0	0	0
4. Homeowners multiple peril.....	0	0	0	0	0	0	0	0	0	0	0	0
5.1 Commercial multiple peril (non-liability portion).....	0	0	0	0	0	0	0	0	0	0	0	0
5.2 Commercial multiple peril (liability portion).....	0	0	0	0	0	0	0	0	0	0	0	0
6. Mortgage guaranty.....	0	0	0	0	0	0	0	0	0	0	0	0
8. Ocean marine.....	0	0	0	0	0	0	0	0	0	0	0	0
9. Inland marine.....	0	0	0	0	0	0	0	0	0	0	0	0
10. Financial guaranty.....	0	0	0	0	0	0	0	0	0	0	0	0
11. Medical professional liability.....	0	0	0	0	0	0	0	0	0	0	0	0
12. Earthquake.....	0	0	0	0	0	0	0	0	0	0	0	0
13. Group accident and health (b).....	0	0	0	0	0	0	0	0	0	0	0	0
14. Credit A&H (group and individual).....	0	0	0	0	0	0	0	0	0	0	0	0
15.1 Collectively renewable A&H (b).....	0	0	0	0	0	0	0	0	0	0	0	0
15.2 Non-cancelable A&H (b).....	0	0	0	0	0	0	0	0	0	0	0	0
15.3 Guaranteed renewable A&H (b).....	0	0	0	0	0	0	0	0	0	0	0	0
15.4 Non-renewable for stated reasons only (b).....	0	0	0	0	0	0	0	0	0	0	0	0
15.5 Other accident only.....	0	0	0	0	0	0	0	0	0	0	0	0
15.6 Medicare Title XVIII exempt from state taxes or fees.....	0	0	0	0	0	0	0	0	0	0	0	0
15.7 All other A&H (b).....	0	0	0	0	0	0	0	0	0	0	0	0
15.8 Federal employees health benefits plan premium.....	0	0	0	0	0	0	0	0	0	0	0	0
16. Workers' compensation.....	0	0	0	0	0	0	0	0	0	0	0	0
17.1 Other liability-occurrence.....	0	0	0	0	0	0	0	0	0	0	0	0
17.2 Other liability-claims-made.....	0	0	0	0	0	0	0	0	0	0	0	0
17.3 Excess workers' compensation.....	0	0	0	0	0	0	0	0	0	0	0	0
18. Products liability.....	0	0	0	0	0	0	0	0	0	0	0	0
19.1 Private passenger auto no-fault (personal injury protection).....	0	0	0	0	0	0	0	0	0	0	0	0
19.2 Other private passenger auto liability.....	0	0	0	0	0	0	0	0	0	0	0	0
19.3 Commercial auto no-fault (personal injury protection).....	0	0	0	0	0	0	0	0	0	0	0	0
19.4 Other commercial auto liability.....	0	0	0	0	0	0	0	0	0	0	0	0
21.1 Private passenger auto physical damage.....	0	0	0	0	0	0	0	0	0	0	0	0
21.2 Commercial auto physical damage.....	0	0	0	0	0	0	0	0	0	0	0	0
22. Aircraft (all perils).....	0	0	0	0	0	0	0	0	0	0	0	0
23. Fidelity.....	0	0	0	0	0	0	0	0	0	0	0	0
24. Surety.....	0	0	0	0	0	0	0	0	0	0	0	0
26. Burglary and theft.....	0	0	0	0	0	0	0	0	0	0	0	0
27. Boiler and machinery.....	0	0	0	0	0	0	0	0	0	0	0	0
28. Credit.....	0	0	0	0	0	0	0	0	0	0	0	0
30. Warranty.....	0	0	0	0	0	0	0	0	0	0	0	0
34. Aggregate write-ins for other lines of business.....	0	0	0	0	0	0	0	0	0	0	0	0
35. TOTALS (a).....	0	0	0	0	0	0	0	0	0	0	0	0

**DETAILS OF WRITE-INS**

3401. MISCELLANEOUS.....	0	0	0	0	0	0	0	0	0	0	0	0
3402. ....	0	0	0	0	0	0	0	0	0	0	0	0
3403. ....	0	0	0	0	0	0	0	0	0	0	0	0
3498. Summary of remaining write-ins for Line 34 from overflow page.....	0	0	0	0	0	0	0	0	0	0	0	0
3499. TOTALS (Lines 3401 through 3403 plus 3498) (Line 34 above).....	0	0	0	0	0	0	0	0	0	0	0	0

(a) Finance and service charges not included in Lines 1 to 35 \$.....0.

(b) For health business on indicated lines report: Number of persons insured under PPO managed care products.....0 and number of persons insured under indemnity only products.....0.

19.NM

**EXHIBIT OF PREMIUMS AND LOSSES (Statutory Page 14)**



NAIC Group Code....241 NAIC Company Code....40169

BUSINESS IN THE STATE OF NEVADA DURING THE YEAR

Line of Business	Gross Premiums, Including Policy and Membership Fees, Less Return Premiums and Premiums on Policies not Taken		3 Dividends Paid or Credited to Policyholders on Direct Business	4 Direct Unearned Premium Reserves	5 Direct Losses Paid (deducting salvage)	6 Direct Losses Incurred	7 Direct Losses Unpaid	8 Direct Defense and Cost Containment Expense Paid	9 Direct Defense and Cost Containment Expense Incurred	10 Direct Defense and Cost Containment Expense Unpaid	11 Commissions and Brokerage Expenses	12 Taxes, Licenses and Fees
	1 Direct Premiums Written	2 Direct Premiums Earned										
1. Fire.....	0	0	0	0	0	0	0	0	0	0	0	0
2.1 Allied lines.....	0	0	0	0	0	0	0	0	0	0	0	0
2.2 Multiple peril crop.....	0	0	0	0	0	0	0	0	0	0	0	0
2.3 Federal flood.....	0	0	0	0	0	0	0	0	0	0	0	0
2.4 Private crop.....	0	0	0	0	0	0	0	0	0	0	0	0
2.5 Private flood.....	0	0	0	0	0	0	0	0	0	0	0	0
3. Farmowners multiple peril.....	0	0	0	0	0	0	0	0	0	0	0	0
4. Homeowners multiple peril.....	0	0	0	0	0	0	0	0	0	0	0	0
5.1 Commercial multiple peril (non-liability portion).....	0	0	0	0	0	0	0	0	0	0	0	0
5.2 Commercial multiple peril (liability portion).....	0	0	0	0	0	0	0	0	0	0	0	0
6. Mortgage guaranty.....	0	0	0	0	0	0	0	0	0	0	0	0
8. Ocean marine.....	0	0	0	0	0	0	0	0	0	0	0	0
9. Inland marine.....	0	0	0	0	0	0	0	0	0	0	0	0
10. Financial guaranty.....	0	0	0	0	0	0	0	0	0	0	0	0
11. Medical professional liability.....	0	0	0	0	0	0	0	0	0	0	0	0
12. Earthquake.....	0	0	0	0	0	0	0	0	0	0	0	0
13. Group accident and health (b).....	0	0	0	0	0	0	0	0	0	0	0	0
14. Credit A&H (group and individual).....	0	0	0	0	0	0	0	0	0	0	0	0
15.1 Collectively renewable A&H (b).....	0	0	0	0	0	0	0	0	0	0	0	0
15.2 Non-cancelable A&H (b).....	0	0	0	0	0	0	0	0	0	0	0	0
15.3 Guaranteed renewable A&H (b).....	0	0	0	0	0	0	0	0	0	0	0	0
15.4 Non-renewable for stated reasons only (b).....	0	0	0	0	0	0	0	0	0	0	0	0
15.5 Other accident only.....	0	0	0	0	0	0	0	0	0	0	0	0
15.6 Medicare Title XVIII exempt from state taxes or fees.....	0	0	0	0	0	0	0	0	0	0	0	0
15.7 All other A&H (b).....	0	0	0	0	0	0	0	0	0	0	0	0
15.8 Federal employees health benefits plan premium.....	0	0	0	0	0	0	0	0	0	0	0	0
16. Workers' compensation.....	0	0	0	0	0	0	0	0	0	0	0	0
17.1 Other liability-occurrence.....	0	0	0	0	0	0	0	0	0	0	0	0
17.2 Other liability-claims-made.....	0	0	0	0	0	0	0	0	0	0	0	0
17.3 Excess workers' compensation.....	0	0	0	0	0	0	0	0	0	0	0	0
18. Products liability.....	0	0	0	0	0	0	0	0	0	0	0	0
19.1 Private passenger auto no-fault (personal injury protection).....	0	0	0	0	0	0	0	0	0	0	0	0
19.2 Other private passenger auto liability.....	0	0	0	0	0	0	0	0	0	0	0	0
19.3 Commercial auto no-fault (personal injury protection).....	0	0	0	0	0	0	0	0	0	0	0	0
19.4 Other commercial auto liability.....	0	0	0	0	0	0	0	0	0	0	0	0
21.1 Private passenger auto physical damage.....	0	0	0	0	0	0	0	0	0	0	0	0
21.2 Commercial auto physical damage.....	0	0	0	0	0	0	0	0	0	0	0	0
22. Aircraft (all perils).....	0	0	0	0	0	0	0	0	0	0	0	0
23. Fidelity.....	0	0	0	0	0	0	0	0	0	0	0	0
24. Surety.....	0	0	0	0	0	0	0	0	0	0	0	0
26. Burglary and theft.....	0	0	0	0	0	0	0	0	0	0	0	0
27. Boiler and machinery.....	0	0	0	0	0	0	0	0	0	0	0	0
28. Credit.....	0	0	0	0	0	0	0	0	0	0	0	0
30. Warranty.....	0	0	0	0	0	0	0	0	0	0	0	0
34. Aggregate write-ins for other lines of business.....	0	0	0	0	0	0	0	0	0	0	0	0
35. TOTALS (a).....	0	0	0	0	0	0	0	0	0	0	0	0

**DETAILS OF WRITE-INS**

3401. MISCELLANEOUS.....	0	0	0	0	0	0	0	0	0	0	0	0
3402. ....	0	0	0	0	0	0	0	0	0	0	0	0
3403. ....	0	0	0	0	0	0	0	0	0	0	0	0
3498. Summary of remaining write-ins for Line 34 from overflow page.....	0	0	0	0	0	0	0	0	0	0	0	0
3499. TOTALS (Lines 3401 through 3403 plus 3498) (Line 34 above).....	0	0	0	0	0	0	0	0	0	0	0	0

(a) Finance and service charges not included in Lines 1 to 35 \$.....0.

(b) For health business on indicated lines report: Number of persons insured under PPO managed care products.....0 and number of persons insured under indemnity only products.....0.

19.NV

**EXHIBIT OF PREMIUMS AND LOSSES (Statutory Page 14)**



NAIC Group Code....241 NAIC Company Code....40169

BUSINESS IN THE STATE OF NEW YORK DURING THE YEAR

19.NY

Line of Business	Gross Premiums, Including Policy and Membership Fees, Less Return Premiums and Premiums on Policies not Taken		Dividends Paid or Credited to Policyholders on Direct Business	Direct Unearned Premium Reserves	Direct Losses Paid (deducting salvage)	Direct Losses Incurred	Direct Losses Unpaid	Direct Defense and Cost Containment Expense Paid	Direct Defense and Cost Containment Expense Incurred	Direct Defense and Cost Containment Expense Unpaid	Commissions and Brokerage Expenses	Taxes, Licenses and Fees
	1 Direct Premiums Written	2 Direct Premiums Earned										
1. Fire.....	0	0	0	0	0	0	0	0	0	0	0	0
2.1 Allied lines.....	0	0	0	0	0	0	0	0	0	0	0	0
2.2 Multiple peril crop.....	0	0	0	0	0	0	0	0	0	0	0	0
2.3 Federal flood.....	0	0	0	0	0	0	0	0	0	0	0	0
2.4 Private crop.....	0	0	0	0	0	0	0	0	0	0	0	0
2.5 Private flood.....	0	0	0	0	0	0	0	0	0	0	0	0
3. Farmowners multiple peril.....	0	0	0	0	0	0	0	0	0	0	0	0
4. Homeowners multiple peril.....	0	0	0	0	0	0	0	0	0	0	0	0
5.1 Commercial multiple peril (non-liability portion).....	0	0	0	0	0	0	0	0	0	0	0	0
5.2 Commercial multiple peril (liability portion).....	0	0	0	0	0	0	0	0	0	0	0	0
6. Mortgage guaranty.....	0	0	0	0	0	0	0	0	0	0	0	0
8. Ocean marine.....	0	0	0	0	0	0	0	0	0	0	0	0
9. Inland marine.....	0	0	0	0	0	0	0	0	0	0	0	0
10. Financial guaranty.....	0	0	0	0	0	0	0	0	0	0	0	0
11. Medical professional liability.....	0	0	0	0	0	0	0	0	0	0	0	0
12. Earthquake.....	0	0	0	0	0	0	0	0	0	0	0	0
13. Group accident and health (b).....	0	0	0	0	0	0	0	0	0	0	0	0
14. Credit A&H (group and individual).....	0	0	0	0	0	0	0	0	0	0	0	0
15.1 Collectively renewable A&H (b).....	0	0	0	0	0	0	0	0	0	0	0	0
15.2 Non-cancelable A&H (b).....	0	0	0	0	0	0	0	0	0	0	0	0
15.3 Guaranteed renewable A&H (b).....	0	0	0	0	0	0	0	0	0	0	0	0
15.4 Non-renewable for stated reasons only (b).....	0	0	0	0	0	0	0	0	0	0	0	0
15.5 Other accident only.....	0	0	0	0	0	0	0	0	0	0	0	0
15.6 Medicare Title XVIII exempt from state taxes or fees.....	0	0	0	0	0	0	0	0	0	0	0	0
15.7 All other A&H (b).....	0	0	0	0	0	0	0	0	0	0	0	0
15.8 Federal employees health benefits plan premium.....	0	0	0	0	0	0	0	0	0	0	0	0
16. Workers' compensation.....	0	0	0	0	0	0	0	0	0	0	0	0
17.1 Other liability-occurrence.....	0	0	0	0	0	0	0	0	0	0	0	0
17.2 Other liability-claims-made.....	0	0	0	0	0	0	0	0	0	0	0	0
17.3 Excess workers' compensation.....	0	0	0	0	0	0	0	0	0	0	0	0
18. Products liability.....	0	0	0	0	0	0	0	0	0	0	0	0
19.1 Private passenger auto no-fault (personal injury protection).....	10,241,426	10,983,878	0	3,498,568	4,935,934	3,392,046	5,186,443	649,860	220,959	1,377,073	842,486	200,341
19.2 Other private passenger auto liability.....	28,104,728	29,720,039	0	10,053,551	19,386,955	16,838,182	33,902,074	910,739	563,902	2,799,255	2,299,228	546,953
19.3 Commercial auto no-fault (personal injury protection).....	0	0	0	0	0	0	0	0	0	0	0	0
19.4 Other commercial auto liability.....	0	0	0	0	0	0	0	0	0	0	0	0
21.1 Private passenger auto physical damage.....	28,076,887	28,995,581	0	10,105,334	13,855,709	14,194,654	(525,362)	42,224	42,738	20,622	2,259,265	544,992
21.2 Commercial auto physical damage.....	0	0	0	0	0	0	0	0	0	0	0	0
22. Aircraft (all perils).....	0	0	0	0	0	0	0	0	0	0	0	0
23. Fidelity.....	0	0	0	0	0	0	0	0	0	0	0	0
24. Surety.....	0	0	0	0	0	0	0	0	0	0	0	0
26. Burglary and theft.....	0	0	0	0	0	0	0	0	0	0	0	0
27. Boiler and machinery.....	0	0	0	0	0	0	0	0	0	0	0	0
28. Credit.....	0	0	0	0	0	0	0	0	0	0	0	0
30. Warranty.....	0	0	0	0	0	0	0	0	0	0	0	0
34. Aggregate write-ins for other lines of business.....	0	0	0	0	0	0	0	0	0	0	0	0
35. TOTALS (a).....	66,423,041	69,699,498	0	23,657,453	38,178,598	34,424,882	38,563,155	1,602,823	827,599	4,196,950	5,400,979	1,292,286

**DETAILS OF WRITE-INS**

3401. MISCELLANEOUS.....	0	0	0	0	0	0	0	0	0	0	0	0
3402. ....	0	0	0	0	0	0	0	0	0	0	0	0
3403. ....	0	0	0	0	0	0	0	0	0	0	0	0
3498. Summary of remaining write-ins for Line 34 from overflow page.....	0	0	0	0	0	0	0	0	0	0	0	0
3499. TOTALS (Lines 3401 through 3403 plus 3498) (Line 34 above).....	0	0	0	0	0	0	0	0	0	0	0	0

(a) Finance and service charges not included in Lines 1 to 35 \$.....663,325.

(b) For health business on indicated lines report: Number of persons insured under PPO managed care products.....0 and number of persons insured under indemnity only products.....0.

**EXHIBIT OF PREMIUMS AND LOSSES (Statutory Page 14)**



NAIC Group Code....241 NAIC Company Code....40169

BUSINESS IN THE STATE OF OHIO DURING THE YEAR

19.OH

Line of Business	Gross Premiums, Including Policy and Membership Fees, Less Return Premiums and Premiums on Policies not Taken		3 Dividends Paid or Credited to Policyholders on Direct Business	4 Direct Unearned Premium Reserves	5 Direct Losses Paid (deducting salvage)	6 Direct Losses Incurred	7 Direct Losses Unpaid	8 Direct Defense and Cost Containment Expense Paid	9 Direct Defense and Cost Containment Expense Incurred	10 Direct Defense and Cost Containment Expense Unpaid	11 Commissions and Brokerage Expenses	12 Taxes, Licenses and Fees
	1 Direct Premiums Written	2 Direct Premiums Earned										
1. Fire.....	0	0	0	0	0	0	0	0	0	0	0	0
2.1 Allied lines.....	0	0	0	0	0	0	0	0	0	0	0	0
2.2 Multiple peril crop.....	0	0	0	0	0	0	0	0	0	0	0	0
2.3 Federal flood.....	0	0	0	0	0	0	0	0	0	0	0	0
2.4 Private crop.....	0	0	0	0	0	0	0	0	0	0	0	0
2.5 Private flood.....	0	0	0	0	0	0	0	0	0	0	0	0
3. Farmowners multiple peril.....	0	0	0	0	0	0	0	0	0	0	0	0
4. Homeowners multiple peril.....	0	0	0	0	0	0	0	0	0	0	0	0
5.1 Commercial multiple peril (non-liability portion).....	0	0	0	0	0	0	0	0	0	0	0	0
5.2 Commercial multiple peril (liability portion).....	0	0	0	0	0	0	0	0	0	0	0	0
6. Mortgage guaranty.....	0	0	0	0	0	0	0	0	0	0	0	0
8. Ocean marine.....	0	0	0	0	0	0	0	0	0	0	0	0
9. Inland marine.....	0	0	0	0	0	0	0	0	0	0	0	0
10. Financial guaranty.....	0	0	0	0	0	0	0	0	0	0	0	0
11. Medical professional liability.....	0	0	0	0	0	0	0	0	0	0	0	0
12. Earthquake.....	0	0	0	0	0	0	0	0	0	0	0	0
13. Group accident and health (b).....	0	0	0	0	0	0	0	0	0	0	0	0
14. Credit A&H (group and individual).....	0	0	0	0	0	0	0	0	0	0	0	0
15.1 Collectively renewable A&H (b).....	0	0	0	0	0	0	0	0	0	0	0	0
15.2 Non-cancelable A&H (b).....	0	0	0	0	0	0	0	0	0	0	0	0
15.3 Guaranteed renewable A&H (b).....	0	0	0	0	0	0	0	0	0	0	0	0
15.4 Non-renewable for stated reasons only (b).....	0	0	0	0	0	0	0	0	0	0	0	0
15.5 Other accident only.....	0	0	0	0	0	0	0	0	0	0	0	0
15.6 Medicare Title XVIII exempt from state taxes or fees.....	0	0	0	0	0	0	0	0	0	0	0	0
15.7 All other A&H (b).....	0	0	0	0	0	0	0	0	0	0	0	0
15.8 Federal employees health benefits plan premium.....	0	0	0	0	0	0	0	0	0	0	0	0
16. Workers' compensation.....	0	0	0	0	0	0	0	0	0	0	0	0
17.1 Other liability-occurrence.....	0	0	0	0	0	0	0	0	0	0	0	0
17.2 Other liability-claims-made.....	0	0	0	0	0	0	0	0	0	0	0	0
17.3 Excess workers' compensation.....	0	0	0	0	0	0	0	0	0	0	0	0
18. Products liability.....	0	0	0	0	0	0	0	0	0	0	0	0
19.1 Private passenger auto no-fault (personal injury protection).....	0	0	0	0	0	0	0	0	0	0	0	0
19.2 Other private passenger auto liability.....	47,108	40,395	0	11,929	3,146	20,415	17,307	0	1,124	1,126	3,868	1,764
19.3 Commercial auto no-fault (personal injury protection).....	0	0	0	0	0	0	0	0	0	0	0	0
19.4 Other commercial auto liability.....	0	0	0	0	0	0	0	0	0	0	0	0
21.1 Private passenger auto physical damage.....	26,860	23,661	0	7,292	22,644	20,990	(1,647)	0	27	27	967	1,024
21.2 Commercial auto physical damage.....	0	0	0	0	0	0	0	0	0	0	0	0
22. Aircraft (all perils).....	0	0	0	0	0	0	0	0	0	0	0	0
23. Fidelity.....	0	0	0	0	0	0	0	0	0	0	0	0
24. Surety.....	0	0	0	0	0	0	0	0	0	0	0	0
26. Burglary and theft.....	0	0	0	0	0	0	0	0	0	0	0	0
27. Boiler and machinery.....	0	0	0	0	0	0	0	0	0	0	0	0
28. Credit.....	0	0	0	0	0	0	0	0	0	0	0	0
30. Warranty.....	0	0	0	0	0	0	0	0	0	0	0	0
34. Aggregate write-ins for other lines of business.....	0	0	0	0	0	0	0	0	0	0	0	0
35. TOTALS (a).....	73,968	64,056	0	19,221	25,790	41,405	15,660	0	1,151	1,153	4,835	2,788

**DETAILS OF WRITE-INS**

3401. MISCELLANEOUS.....	0	0	0	0	0	0	0	0	0	0	0	0
3402. ....	0	0	0	0	0	0	0	0	0	0	0	0
3403. ....	0	0	0	0	0	0	0	0	0	0	0	0
3498. Summary of remaining write-ins for Line 34 from overflow page.....	0	0	0	0	0	0	0	0	0	0	0	0
3499. TOTALS (Lines 3401 through 3403 plus 3498) (Line 34 above).....	0	0	0	0	0	0	0	0	0	0	0	0

(a) Finance and service charges not included in Lines 1 to 35 \$.....1,079.

(b) For health business on indicated lines report: Number of persons insured under PPO managed care products.....0 and number of persons insured under indemnity only products.....0.

**EXHIBIT OF PREMIUMS AND LOSSES (Statutory Page 14)**



NAIC Group Code....241 NAIC Company Code....40169

BUSINESS IN THE STATE OF OKLAHOMA DURING THE YEAR

Line of Business	Gross Premiums, Including Policy and Membership Fees, Less Return Premiums and Premiums on Policies not Taken		Dividends Paid or Credited to Policyholders on Direct Business	Direct Unearned Premium Reserves	Direct Losses Paid (deducting salvage)	Direct Losses Incurred	Direct Losses Unpaid	Direct Defense and Cost Containment Expense Paid	Direct Defense and Cost Containment Expense Incurred	Direct Defense and Cost Containment Expense Unpaid	Commissions and Brokerage Expenses	Taxes, Licenses and Fees
	1 Direct Premiums Written	2 Direct Premiums Earned										
1. Fire.....	0	0	0	0	0	0	0	0	0	0	0	0
2.1 Allied lines.....	0	0	0	0	0	0	0	0	0	0	0	0
2.2 Multiple peril crop.....	0	0	0	0	0	0	0	0	0	0	0	0
2.3 Federal flood.....	0	0	0	0	0	0	0	0	0	0	0	0
2.4 Private crop.....	0	0	0	0	0	0	0	0	0	0	0	0
2.5 Private flood.....	0	0	0	0	0	0	0	0	0	0	0	0
3. Farmowners multiple peril.....	0	0	0	0	0	0	0	0	0	0	0	0
4. Homeowners multiple peril.....	0	0	0	0	0	0	0	0	0	0	0	0
5.1 Commercial multiple peril (non-liability portion).....	0	0	0	0	0	0	0	0	0	0	0	0
5.2 Commercial multiple peril (liability portion).....	0	0	0	0	0	0	0	0	0	0	0	0
6. Mortgage guaranty.....	0	0	0	0	0	0	0	0	0	0	0	0
8. Ocean marine.....	0	0	0	0	0	0	0	0	0	0	0	0
9. Inland marine.....	0	0	0	0	0	0	0	0	0	0	0	0
10. Financial guaranty.....	0	0	0	0	0	0	0	0	0	0	0	0
11. Medical professional liability.....	0	0	0	0	0	0	0	0	0	0	0	0
12. Earthquake.....	0	0	0	0	0	0	0	0	0	0	0	0
13. Group accident and health (b).....	0	0	0	0	0	0	0	0	0	0	0	0
14. Credit A&H (group and individual).....	0	0	0	0	0	0	0	0	0	0	0	0
15.1 Collectively renewable A&H (b).....	0	0	0	0	0	0	0	0	0	0	0	0
15.2 Non-cancelable A&H (b).....	0	0	0	0	0	0	0	0	0	0	0	0
15.3 Guaranteed renewable A&H (b).....	0	0	0	0	0	0	0	0	0	0	0	0
15.4 Non-renewable for stated reasons only (b).....	0	0	0	0	0	0	0	0	0	0	0	0
15.5 Other accident only.....	0	0	0	0	0	0	0	0	0	0	0	0
15.6 Medicare Title XVIII exempt from state taxes or fees.....	0	0	0	0	0	0	0	0	0	0	0	0
15.7 All other A&H (b).....	0	0	0	0	0	0	0	0	0	0	0	0
15.8 Federal employees health benefits plan premium.....	0	0	0	0	0	0	0	0	0	0	0	0
16. Workers' compensation.....	0	0	0	0	0	0	0	0	0	0	0	0
17.1 Other liability-occurrence.....	0	0	0	0	0	0	0	0	0	0	0	0
17.2 Other liability-claims-made.....	0	0	0	0	0	0	0	0	0	0	0	0
17.3 Excess workers' compensation.....	0	0	0	0	0	0	0	0	0	0	0	0
18. Products liability.....	0	0	0	0	0	0	0	0	0	0	0	0
19.1 Private passenger auto no-fault (personal injury protection).....	0	0	0	0	0	0	0	0	0	0	0	0
19.2 Other private passenger auto liability.....	8,082	9,709	0	971	0	14	655	0	1	38	183	1,239
19.3 Commercial auto no-fault (personal injury protection).....	0	0	0	0	0	0	0	0	0	0	0	0
19.4 Other commercial auto liability.....	0	0	0	0	0	0	0	0	0	0	0	0
21.1 Private passenger auto physical damage.....	6,424	7,452	0	742	27,858	27,000	(772)	0	(3)	(4)	120	985
21.2 Commercial auto physical damage.....	0	0	0	0	0	0	0	0	0	0	0	0
22. Aircraft (all perils).....	0	0	0	0	0	0	0	0	0	0	0	0
23. Fidelity.....	0	0	0	0	0	0	0	0	0	0	0	0
24. Surety.....	0	0	0	0	0	0	0	0	0	0	0	0
26. Burglary and theft.....	0	0	0	0	0	0	0	0	0	0	0	0
27. Boiler and machinery.....	0	0	0	0	0	0	0	0	0	0	0	0
28. Credit.....	0	0	0	0	0	0	0	0	0	0	0	0
30. Warranty.....	0	0	0	0	0	0	0	0	0	0	0	0
34. Aggregate write-ins for other lines of business.....	0	0	0	0	0	0	0	0	0	0	0	0
35. TOTALS (a).....	14,506	17,161	0	1,713	27,858	27,014	(117)	0	(2)	34	303	2,224

**DETAILS OF WRITE-INS**

3401. MISCELLANEOUS.....	0	0	0	0	0	0	0	0	0	0	0	0
3402. ....	0	0	0	0	0	0	0	0	0	0	0	0
3403. ....	0	0	0	0	0	0	0	0	0	0	0	0
3498. Summary of remaining write-ins for Line 34 from overflow page.....	0	0	0	0	0	0	0	0	0	0	0	0
3499. TOTALS (Lines 3401 through 3403 plus 3498) (Line 34 above).....	0	0	0	0	0	0	0	0	0	0	0	0

(a) Finance and service charges not included in Lines 1 to 35 \$.....12.

(b) For health business on indicated lines report: Number of persons insured under PPO managed care products.....0 and number of persons insured under indemnity only products.....0.

19.OK

**EXHIBIT OF PREMIUMS AND LOSSES (Statutory Page 14)**



NAIC Group Code....241 NAIC Company Code....40169

BUSINESS IN THE STATE OF OREGON DURING THE YEAR

19.OR

Line of Business	Gross Premiums, Including Policy and Membership Fees, Less Return Premiums and Premiums on Policies not Taken		Dividends Paid or Credited to Policyholders on Direct Business	Direct Unearned Premium Reserves	Direct Losses Paid (deducting salvage)	Direct Losses Incurred	Direct Losses Unpaid	Direct Defense and Cost Containment Expense Paid	Direct Defense and Cost Containment Expense Incurred	Direct Defense and Cost Containment Expense Unpaid	Commissions and Brokerage Expenses	Taxes, Licenses and Fees
	Direct Premiums Written	Direct Premiums Earned										
1. Fire.....	0	0	0	0	0	0	0	0	0	0	0	0
2.1 Allied lines.....	0	0	0	0	0	0	0	0	0	0	0	0
2.2 Multiple peril crop.....	0	0	0	0	0	0	0	0	0	0	0	0
2.3 Federal flood.....	0	0	0	0	0	0	0	0	0	0	0	0
2.4 Private crop.....	0	0	0	0	0	0	0	0	0	0	0	0
2.5 Private flood.....	0	0	0	0	0	0	0	0	0	0	0	0
3. Farmowners multiple peril.....	0	0	0	0	0	0	0	0	0	0	0	0
4. Homeowners multiple peril.....	0	0	0	0	0	0	0	0	0	0	0	0
5.1 Commercial multiple peril (non-liability portion).....	0	0	0	0	0	0	0	0	0	0	0	0
5.2 Commercial multiple peril (liability portion).....	0	0	0	0	0	0	0	0	0	0	0	0
6. Mortgage guaranty.....	0	0	0	0	0	0	0	0	0	0	0	0
8. Ocean marine.....	0	0	0	0	0	0	0	0	0	0	0	0
9. Inland marine.....	0	0	0	0	0	0	0	0	0	0	0	0
10. Financial guaranty.....	0	0	0	0	0	0	0	0	0	0	0	0
11. Medical professional liability.....	0	0	0	0	0	0	0	0	0	0	0	0
12. Earthquake.....	0	0	0	0	0	0	0	0	0	0	0	0
13. Group accident and health (b).....	0	0	0	0	0	0	0	0	0	0	0	0
14. Credit A&H (group and individual).....	0	0	0	0	0	0	0	0	0	0	0	0
15.1 Collectively renewable A&H (b).....	0	0	0	0	0	0	0	0	0	0	0	0
15.2 Non-cancelable A&H (b).....	0	0	0	0	0	0	0	0	0	0	0	0
15.3 Guaranteed renewable A&H (b).....	0	0	0	0	0	0	0	0	0	0	0	0
15.4 Non-renewable for stated reasons only (b).....	0	0	0	0	0	0	0	0	0	0	0	0
15.5 Other accident only.....	0	0	0	0	0	0	0	0	0	0	0	0
15.6 Medicare Title XVIII exempt from state taxes or fees.....	0	0	0	0	0	0	0	0	0	0	0	0
15.7 All other A&H (b).....	0	0	0	0	0	0	0	0	0	0	0	0
15.8 Federal employees health benefits plan premium.....	0	0	0	0	0	0	0	0	0	0	0	0
16. Workers' compensation.....	0	0	0	0	0	0	0	0	0	0	0	0
17.1 Other liability-occurrence.....	0	0	0	0	0	0	0	0	0	0	0	0
17.2 Other liability-claims-made.....	0	0	0	0	0	0	0	0	0	0	0	0
17.3 Excess workers' compensation.....	0	0	0	0	0	0	0	0	0	0	0	0
18. Products liability.....	0	0	0	0	0	0	0	0	0	0	0	0
19.1 Private passenger auto no-fault (personal injury protection).....	5,922	6,102	0	1,374	(14,626)	(12,841)	300	0	477	75	180	284
19.2 Other private passenger auto liability.....	35,842	36,686	0	8,621	0	1,366	2,992	0	114	205	1,017	1,681
19.3 Commercial auto no-fault (personal injury protection).....	0	0	0	0	0	0	0	0	0	0	0	0
19.4 Other commercial auto liability.....	0	0	0	0	0	0	0	0	0	0	0	0
21.1 Private passenger auto physical damage.....	18,607	18,753	0	4,826	1,222	1,188	193	0	0	(3)	498	874
21.2 Commercial auto physical damage.....	0	0	0	0	0	0	0	0	0	0	0	0
22. Aircraft (all perils).....	0	0	0	0	0	0	0	0	0	0	0	0
23. Fidelity.....	0	0	0	0	0	0	0	0	0	0	0	0
24. Surety.....	0	0	0	0	0	0	0	0	0	0	0	0
26. Burglary and theft.....	0	0	0	0	0	0	0	0	0	0	0	0
27. Boiler and machinery.....	0	0	0	0	0	0	0	0	0	0	0	0
28. Credit.....	0	0	0	0	0	0	0	0	0	0	0	0
30. Warranty.....	0	0	0	0	0	0	0	0	0	0	0	0
34. Aggregate write-ins for other lines of business.....	0	0	0	0	0	0	0	0	0	0	0	0
35. TOTALS (a).....	60,371	61,541	0	14,821	(13,404)	(10,287)	3,485	0	591	277	1,695	2,839

**DETAILS OF WRITE-INS**

3401. MISCELLANEOUS.....	0	0	0	0	0	0	0	0	0	0	0	0
3402. ....	0	0	0	0	0	0	0	0	0	0	0	0
3403. ....	0	0	0	0	0	0	0	0	0	0	0	0
3498. Summary of remaining write-ins for Line 34 from overflow page.....	0	0	0	0	0	0	0	0	0	0	0	0
3499. TOTALS (Lines 3401 through 3403 plus 3498) (Line 34 above).....	0	0	0	0	0	0	0	0	0	0	0	0

(a) Finance and service charges not included in Lines 1 to 35 \$....196.

(b) For health business on indicated lines report: Number of persons insured under PPO managed care products.....0 and number of persons insured under indemnity only products.....0.



**EXHIBIT OF PREMIUMS AND LOSSES (Statutory Page 14)**



NAIC Group Code....241 NAIC Company Code....40169

BUSINESS IN THE STATE OF PENNSYLVANIA DURING THE YEAR

Line of Business	Gross Premiums, Including Policy and Membership Fees, Less Return Premiums and Premiums on Policies not Taken		Dividends Paid or Credited to Policyholders on Direct Business	Direct Unearned Premium Reserves	Direct Losses Paid (deducting salvage)	Direct Losses Incurred	Direct Losses Unpaid	Direct Defense and Cost Containment Expense Paid	Direct Defense and Cost Containment Expense Incurred	Direct Defense and Cost Containment Expense Unpaid	Commissions and Brokerage Expenses	Taxes, Licenses and Fees
	1 Direct Premiums Written	2 Direct Premiums Earned										
1. Fire.....	0	0	0	0	0	0	0	0	0	0	0	0
2.1 Allied lines.....	0	0	0	0	0	0	0	0	0	0	0	0
2.2 Multiple peril crop.....	0	0	0	0	0	0	0	0	0	0	0	0
2.3 Federal flood.....	0	0	0	0	0	0	0	0	0	0	0	0
2.4 Private crop.....	0	0	0	0	0	0	0	0	0	0	0	0
2.5 Private flood.....	0	0	0	0	0	0	0	0	0	0	0	0
3. Farmowners multiple peril.....	0	0	0	0	0	0	0	0	0	0	0	0
4. Homeowners multiple peril.....	0	0	0	0	0	0	0	0	0	0	0	0
5.1 Commercial multiple peril (non-liability portion).....	0	0	0	0	0	0	0	0	0	0	0	0
5.2 Commercial multiple peril (liability portion).....	0	0	0	0	0	0	0	0	0	0	0	0
6. Mortgage guaranty.....	0	0	0	0	0	0	0	0	0	0	0	0
8. Ocean marine.....	0	0	0	0	0	0	0	0	0	0	0	0
9. Inland marine.....	0	0	0	0	0	0	0	0	0	0	0	0
10. Financial guaranty.....	0	0	0	0	0	0	0	0	0	0	0	0
11. Medical professional liability.....	0	0	0	0	0	0	0	0	0	0	0	0
12. Earthquake.....	0	0	0	0	0	0	0	0	0	0	0	0
13. Group accident and health (b).....	0	0	0	0	0	0	0	0	0	0	0	0
14. Credit A&H (group and individual).....	0	0	0	0	0	0	0	0	0	0	0	0
15.1 Collectively renewable A&H (b).....	0	0	0	0	0	0	0	0	0	0	0	0
15.2 Non-cancelable A&H (b).....	0	0	0	0	0	0	0	0	0	0	0	0
15.3 Guaranteed renewable A&H (b).....	0	0	0	0	0	0	0	0	0	0	0	0
15.4 Non-renewable for stated reasons only (b).....	0	0	0	0	0	0	0	0	0	0	0	0
15.5 Other accident only.....	0	0	0	0	0	0	0	0	0	0	0	0
15.6 Medicare Title XVIII exempt from state taxes or fees.....	0	0	0	0	0	0	0	0	0	0	0	0
15.7 All other A&H (b).....	0	0	0	0	0	0	0	0	0	0	0	0
15.8 Federal employees health benefits plan premium.....	0	0	0	0	0	0	0	0	0	0	0	0
16. Workers' compensation.....	0	0	0	0	0	0	0	0	0	0	0	0
17.1 Other liability-occurrence.....	0	0	0	0	0	0	0	0	0	0	0	0
17.2 Other liability-claims-made.....	0	0	0	0	0	0	0	0	0	0	0	0
17.3 Excess workers' compensation.....	0	0	0	0	0	0	0	0	0	0	0	0
18. Products liability.....	0	0	0	0	0	0	0	0	0	0	0	0
19.1 Private passenger auto no-fault (personal injury protection).....	431,174	473,133	0	176,366	218,669	111,939	984,865	15,991	(15,424)	261,481	28,632	4,463
19.2 Other private passenger auto liability.....	2,418,162	2,599,189	0	980,669	1,148,261	1,350,899	3,489,506	187,405	201,402	303,709	159,677	24,969
19.3 Commercial auto no-fault (personal injury protection).....	0	0	0	0	0	0	0	0	0	0	0	0
19.4 Other commercial auto liability.....	0	0	0	0	0	0	0	0	0	0	0	0
21.1 Private passenger auto physical damage.....	2,219,017	2,338,447	0	874,737	870,386	919,587	7,439	1,925	1,737	1,270	137,681	22,940
21.2 Commercial auto physical damage.....	0	0	0	0	0	0	0	0	0	0	0	0
22. Aircraft (all perils).....	0	0	0	0	0	0	0	0	0	0	0	0
23. Fidelity.....	0	0	0	0	0	0	0	0	0	0	0	0
24. Surety.....	0	0	0	0	0	0	0	0	0	0	0	0
26. Burglary and theft.....	0	0	0	0	0	0	0	0	0	0	0	0
27. Boiler and machinery.....	0	0	0	0	0	0	0	0	0	0	0	0
28. Credit.....	0	0	0	0	0	0	0	0	0	0	0	0
30. Warranty.....	0	0	0	0	0	0	0	0	0	0	0	0
34. Aggregate write-ins for other lines of business.....	0	0	0	0	0	0	0	0	0	0	0	0
35. TOTALS (a).....	5,068,353	5,410,769	0	2,031,772	2,237,316	2,382,425	4,481,810	205,321	187,715	566,460	325,990	52,372

**DETAILS OF WRITE-INS**

3401. MISCELLANEOUS.....	0	0	0	0	0	0	0	0	0	0	0	0
3402. ....	0	0	0	0	0	0	0	0	0	0	0	0
3403. ....	0	0	0	0	0	0	0	0	0	0	0	0
3498. Summary of remaining write-ins for Line 34 from overflow page.....	0	0	0	0	0	0	0	0	0	0	0	0
3499. TOTALS (Lines 3401 through 3403 plus 3498) (Line 34 above).....	0	0	0	0	0	0	0	0	0	0	0	0

(a) Finance and service charges not included in Lines 1 to 35 \$.....36,533.

(b) For health business on indicated lines report: Number of persons insured under PPO managed care products.....0 and number of persons insured under indemnity only products.....0.

19.PA

**EXHIBIT OF PREMIUMS AND LOSSES (Statutory Page 14)**



NAIC Group Code....241 NAIC Company Code....40169

BUSINESS IN THE STATE OF RHODE ISLAND DURING THE YEAR

Line of Business	Gross Premiums, Including Policy and Membership Fees, Less Return Premiums and Premiums on Policies not Taken		Dividends Paid or Credited to Policyholders on Direct Business	Direct Unearned Premium Reserves	Direct Losses Paid (deducting salvage)	Direct Losses Incurred	Direct Losses Unpaid	Direct Defense and Cost Containment Expense Paid	Direct Defense and Cost Containment Expense Incurred	Direct Defense and Cost Containment Expense Unpaid	Commissions and Brokerage Expenses	Taxes, Licenses and Fees
	1 Direct Premiums Written	2 Direct Premiums Earned										
1. Fire.....	0	0	0	0	0	0	0	0	0	0	0	0
2.1 Allied lines.....	0	0	0	0	0	0	0	0	0	0	0	0
2.2 Multiple peril crop.....	0	0	0	0	0	0	0	0	0	0	0	0
2.3 Federal flood.....	0	0	0	0	0	0	0	0	0	0	0	0
2.4 Private crop.....	0	0	0	0	0	0	0	0	0	0	0	0
2.5 Private flood.....	0	0	0	0	0	0	0	0	0	0	0	0
3. Farmowners multiple peril.....	0	0	0	0	0	0	0	0	0	0	0	0
4. Homeowners multiple peril.....	0	0	0	0	0	0	0	0	0	0	0	0
5.1 Commercial multiple peril (non-liability portion).....	0	0	0	0	0	0	0	0	0	0	0	0
5.2 Commercial multiple peril (liability portion).....	0	0	0	0	0	0	0	0	0	0	0	0
6. Mortgage guaranty.....	0	0	0	0	0	0	0	0	0	0	0	0
8. Ocean marine.....	0	0	0	0	0	0	0	0	0	0	0	0
9. Inland marine.....	0	0	0	0	0	0	0	0	0	0	0	0
10. Financial guaranty.....	0	0	0	0	0	0	0	0	0	0	0	0
11. Medical professional liability.....	0	0	0	0	0	0	0	0	0	0	0	0
12. Earthquake.....	0	0	0	0	0	0	0	0	0	0	0	0
13. Group accident and health (b).....	0	0	0	0	0	0	0	0	0	0	0	0
14. Credit A&H (group and individual).....	0	0	0	0	0	0	0	0	0	0	0	0
15.1 Collectively renewable A&H (b).....	0	0	0	0	0	0	0	0	0	0	0	0
15.2 Non-cancelable A&H (b).....	0	0	0	0	0	0	0	0	0	0	0	0
15.3 Guaranteed renewable A&H (b).....	0	0	0	0	0	0	0	0	0	0	0	0
15.4 Non-renewable for stated reasons only (b).....	0	0	0	0	0	0	0	0	0	0	0	0
15.5 Other accident only.....	0	0	0	0	0	0	0	0	0	0	0	0
15.6 Medicare Title XVIII exempt from state taxes or fees.....	0	0	0	0	0	0	0	0	0	0	0	0
15.7 All other A&H (b).....	0	0	0	0	0	0	0	0	0	0	0	0
15.8 Federal employees health benefits plan premium.....	0	0	0	0	0	0	0	0	0	0	0	0
16. Workers' compensation.....	0	0	0	0	0	0	0	0	0	0	0	0
17.1 Other liability-occurrence.....	0	0	0	0	0	0	0	0	0	0	0	0
17.2 Other liability-claims-made.....	0	0	0	0	0	0	0	0	0	0	0	0
17.3 Excess workers' compensation.....	0	0	0	0	0	0	0	0	0	0	0	0
18. Products liability.....	0	0	0	0	0	0	0	0	0	0	0	0
19.1 Private passenger auto no-fault (personal injury protection).....	0	0	0	0	0	0	0	0	0	0	0	0
19.2 Other private passenger auto liability.....	14,259,889	15,034,826	0	6,476,449	12,462,306	12,407,858	15,337,335	99,281	30,522	1,282,280	1,539,522	320,046
19.3 Commercial auto no-fault (personal injury protection).....	0	0	0	0	0	0	0	0	0	0	0	0
19.4 Other commercial auto liability.....	0	0	0	0	0	0	0	0	0	0	0	0
21.1 Private passenger auto physical damage.....	8,976,041	9,551,913	0	3,989,058	5,027,626	5,120,383	(68,699)	20,621	19,430	4,314	979,485	201,441
21.2 Commercial auto physical damage.....	0	0	0	0	0	0	0	0	0	0	0	0
22. Aircraft (all perils).....	0	0	0	0	0	0	0	0	0	0	0	0
23. Fidelity.....	0	0	0	0	0	0	0	0	0	0	0	0
24. Surety.....	0	0	0	0	0	0	0	0	0	0	0	0
26. Burglary and theft.....	0	0	0	0	0	0	0	0	0	0	0	0
27. Boiler and machinery.....	0	0	0	0	0	0	0	0	0	0	0	0
28. Credit.....	0	0	0	0	0	0	0	0	0	0	0	0
30. Warranty.....	0	0	0	0	0	0	0	0	0	0	0	0
34. Aggregate write-ins for other lines of business.....	0	0	0	0	0	0	0	0	0	0	0	0
35. TOTALS (a).....	23,235,930	24,586,739	0	10,465,507	17,489,932	17,528,241	15,268,636	119,902	49,952	1,286,594	2,519,007	521,487

**DETAILS OF WRITE-INS**

3401. MISCELLANEOUS.....	0	0	0	0	0	0	0	0	0	0	0	0
3402. ....	0	0	0	0	0	0	0	0	0	0	0	0
3403. ....	0	0	0	0	0	0	0	0	0	0	0	0
3498. Summary of remaining write-ins for Line 34 from overflow page.....	0	0	0	0	0	0	0	0	0	0	0	0
3499. TOTALS (Lines 3401 through 3403 plus 3498) (Line 34 above).....	0	0	0	0	0	0	0	0	0	0	0	0

(a) Finance and service charges not included in Lines 1 to 35 \$.....150,222.

(b) For health business on indicated lines report: Number of persons insured under PPO managed care products.....0 and number of persons insured under indemnity only products.....0.

19.RI

**EXHIBIT OF PREMIUMS AND LOSSES (Statutory Page 14)**



NAIC Group Code....241 NAIC Company Code....40169

BUSINESS IN THE STATE OF SOUTH CAROLINA DURING THE YEAR

Line of Business	Gross Premiums, including Policy and Membership Fees, Less Return Premiums and Premiums on Policies not Taken		3 Dividends Paid or Credited to Policyholders on Direct Business	4 Direct Unearned Premium Reserves	5 Direct Losses Paid (deducting salvage)	6 Direct Losses Incurred	7 Direct Losses Unpaid	8 Direct Defense and Cost Containment Expense Paid	9 Direct Defense and Cost Containment Expense Incurred	10 Direct Defense and Cost Containment Expense Unpaid	11 Commissions and Brokerage Expenses	12 Taxes, Licenses and Fees
	1 Direct Premiums Written	2 Direct Premiums Earned										
1. Fire.....	0	0	0	0	0	0	0	0	0	0	0	0
2.1 Allied lines.....	0	0	0	0	0	0	0	0	0	0	0	0
2.2 Multiple peril crop.....	0	0	0	0	0	0	0	0	0	0	0	0
2.3 Federal flood.....	0	0	0	0	0	0	0	0	0	0	0	0
2.4 Private crop.....	0	0	0	0	0	0	0	0	0	0	0	0
2.5 Private flood.....	0	0	0	0	0	0	0	0	0	0	0	0
3. Farmowners multiple peril.....	0	0	0	0	0	0	0	0	0	0	0	0
4. Homeowners multiple peril.....	0	0	0	0	0	0	0	0	0	0	0	0
5.1 Commercial multiple peril (non-liability portion).....	0	0	0	0	0	0	0	0	0	0	0	0
5.2 Commercial multiple peril (liability portion).....	0	0	0	0	0	0	0	0	0	0	0	0
6. Mortgage guaranty.....	0	0	0	0	0	0	0	0	0	0	0	0
8. Ocean marine.....	0	0	0	0	0	0	0	0	0	0	0	0
9. Inland marine.....	0	0	0	0	0	0	0	0	0	0	0	0
10. Financial guaranty.....	0	0	0	0	0	0	0	0	0	0	0	0
11. Medical professional liability.....	0	0	0	0	0	0	0	0	0	0	0	0
12. Earthquake.....	0	0	0	0	0	0	0	0	0	0	0	0
13. Group accident and health (b).....	0	0	0	0	0	0	0	0	0	0	0	0
14. Credit A&H (group and individual).....	0	0	0	0	0	0	0	0	0	0	0	0
15.1 Collectively renewable A&H (b).....	0	0	0	0	0	0	0	0	0	0	0	0
15.2 Non-cancelable A&H (b).....	0	0	0	0	0	0	0	0	0	0	0	0
15.3 Guaranteed renewable A&H (b).....	0	0	0	0	0	0	0	0	0	0	0	0
15.4 Non-renewable for stated reasons only (b).....	0	0	0	0	0	0	0	0	0	0	0	0
15.5 Other accident only.....	0	0	0	0	0	0	0	0	0	0	0	0
15.6 Medicare Title XVIII exempt from state taxes or fees.....	0	0	0	0	0	0	0	0	0	0	0	0
15.7 All other A&H (b).....	0	0	0	0	0	0	0	0	0	0	0	0
15.8 Federal employees health benefits plan premium.....	0	0	0	0	0	0	0	0	0	0	0	0
16. Workers' compensation.....	0	0	0	0	0	0	0	0	0	0	0	0
17.1 Other liability-occurrence.....	0	0	0	0	0	0	0	0	0	0	0	0
17.2 Other liability-claims-made.....	0	0	0	0	0	0	0	0	0	0	0	0
17.3 Excess workers' compensation.....	0	0	0	0	0	0	0	0	0	0	0	0
18. Products liability.....	0	0	0	0	0	0	0	0	0	0	0	0
19.1 Private passenger auto no-fault (personal injury protection).....	395	245	0	150	1,897	1,929	32	0	8	8	0	13
19.2 Other private passenger auto liability.....	98,426	60,868	0	37,558	12,779	57,857	45,078	0	2,827	2,827	6,864	3,296
19.3 Commercial auto no-fault (personal injury protection).....	0	0	0	0	0	0	0	0	0	0	0	0
19.4 Other commercial auto liability.....	0	0	0	0	0	0	0	0	0	0	0	0
21.1 Private passenger auto physical damage.....	76,204	48,581	0	27,623	26,097	38,706	12,609	0	(154)	(154)	4,576	2,549
21.2 Commercial auto physical damage.....	0	0	0	0	0	0	0	0	0	0	0	0
22. Aircraft (all perils).....	0	0	0	0	0	0	0	0	0	0	0	0
23. Fidelity.....	0	0	0	0	0	0	0	0	0	0	0	0
24. Surety.....	0	0	0	0	0	0	0	0	0	0	0	0
26. Burglary and theft.....	0	0	0	0	0	0	0	0	0	0	0	0
27. Boiler and machinery.....	0	0	0	0	0	0	0	0	0	0	0	0
28. Credit.....	0	0	0	0	0	0	0	0	0	0	0	0
30. Warranty.....	0	0	0	0	0	0	0	0	0	0	0	0
34. Aggregate write-ins for other lines of business.....	0	0	0	0	0	0	0	0	0	0	0	0
35. TOTALS (a).....	175,025	109,694	0	65,331	40,773	98,492	57,719	0	2,681	2,681	11,440	5,858

**DETAILS OF WRITE-INS**

3401. MISCELLANEOUS.....	0	0	0	0	0	0	0	0	0	0	0	0
3402. ....	0	0	0	0	0	0	0	0	0	0	0	0
3403. ....	0	0	0	0	0	0	0	0	0	0	0	0
3498. Summary of remaining write-ins for Line 34 from overflow page.....	0	0	0	0	0	0	0	0	0	0	0	0
3499. TOTALS (Lines 3401 through 3403 plus 3498) (Line 34 above).....	0	0	0	0	0	0	0	0	0	0	0	0

(a) Finance and service charges not included in Lines 1 to 35 \$.....0.

(b) For health business on indicated lines report: Number of persons insured under PPO managed care products.....0 and number of persons insured under indemnity only products.....0.

19.SC

**EXHIBIT OF PREMIUMS AND LOSSES (Statutory Page 14)**



NAIC Group Code....241 NAIC Company Code....40169

BUSINESS IN THE STATE OF SOUTH DAKOTA DURING THE YEAR

Line of Business	Gross Premiums, Including Policy and Membership Fees, Less Return Premiums and Premiums on Policies not Taken		3 Dividends Paid or Credited to Policyholders on Direct Business	4 Direct Unearned Premium Reserves	5 Direct Losses Paid (deducting salvage)	6 Direct Losses Incurred	7 Direct Losses Unpaid	8 Direct Defense and Cost Containment Expense Paid	9 Direct Defense and Cost Containment Expense Incurred	10 Direct Defense and Cost Containment Expense Unpaid	11 Commissions and Brokerage Expenses	12 Taxes, Licenses and Fees
	1 Direct Premiums Written	2 Direct Premiums Earned										
1. Fire.....	0	0	0	0	0	0	0	0	0	0	0	0
2.1 Allied lines.....	0	0	0	0	0	0	0	0	0	0	0	0
2.2 Multiple peril crop.....	0	0	0	0	0	0	0	0	0	0	0	0
2.3 Federal flood.....	0	0	0	0	0	0	0	0	0	0	0	0
2.4 Private crop.....	0	0	0	0	0	0	0	0	0	0	0	0
2.5 Private flood.....	0	0	0	0	0	0	0	0	0	0	0	0
3. Farmowners multiple peril.....	0	0	0	0	0	0	0	0	0	0	0	0
4. Homeowners multiple peril.....	0	0	0	0	0	0	0	0	0	0	0	0
5.1 Commercial multiple peril (non-liability portion).....	0	0	0	0	0	0	0	0	0	0	0	0
5.2 Commercial multiple peril (liability portion).....	0	0	0	0	0	0	0	0	0	0	0	0
6. Mortgage guaranty.....	0	0	0	0	0	0	0	0	0	0	0	0
8. Ocean marine.....	0	0	0	0	0	0	0	0	0	0	0	0
9. Inland marine.....	0	0	0	0	0	0	0	0	0	0	0	0
10. Financial guaranty.....	0	0	0	0	0	0	0	0	0	0	0	0
11. Medical professional liability.....	0	0	0	0	0	0	0	0	0	0	0	0
12. Earthquake.....	0	0	0	0	0	0	0	0	0	0	0	0
13. Group accident and health (b).....	0	0	0	0	0	0	0	0	0	0	0	0
14. Credit A&H (group and individual).....	0	0	0	0	0	0	0	0	0	0	0	0
15.1 Collectively renewable A&H (b).....	0	0	0	0	0	0	0	0	0	0	0	0
15.2 Non-cancelable A&H (b).....	0	0	0	0	0	0	0	0	0	0	0	0
15.3 Guaranteed renewable A&H (b).....	0	0	0	0	0	0	0	0	0	0	0	0
15.4 Non-renewable for stated reasons only (b).....	0	0	0	0	0	0	0	0	0	0	0	0
15.5 Other accident only.....	0	0	0	0	0	0	0	0	0	0	0	0
15.6 Medicare Title XVIII exempt from state taxes or fees.....	0	0	0	0	0	0	0	0	0	0	0	0
15.7 All other A&H (b).....	0	0	0	0	0	0	0	0	0	0	0	0
15.8 Federal employees health benefits plan premium.....	0	0	0	0	0	0	0	0	0	0	0	0
16. Workers' compensation.....	0	0	0	0	0	0	0	0	0	0	0	0
17.1 Other liability-occurrence.....	0	0	0	0	0	0	0	0	0	0	0	0
17.2 Other liability-claims-made.....	0	0	0	0	0	0	0	0	0	0	0	0
17.3 Excess workers' compensation.....	0	0	0	0	0	0	0	0	0	0	0	0
18. Products liability.....	0	0	0	0	0	0	0	0	0	0	0	0
19.1 Private passenger auto no-fault (personal injury protection).....	0	0	0	0	0	0	0	0	0	0	0	0
19.2 Other private passenger auto liability.....	0	0	0	0	0	0	0	0	0	0	0	0
19.3 Commercial auto no-fault (personal injury protection).....	0	0	0	0	0	0	0	0	0	0	0	0
19.4 Other commercial auto liability.....	0	0	0	0	0	0	0	0	0	0	0	0
21.1 Private passenger auto physical damage.....	0	0	0	0	0	0	0	0	0	0	0	0
21.2 Commercial auto physical damage.....	0	0	0	0	0	0	0	0	0	0	0	0
22. Aircraft (all perils).....	0	0	0	0	0	0	0	0	0	0	0	0
23. Fidelity.....	0	0	0	0	0	0	0	0	0	0	0	0
24. Surety.....	0	0	0	0	0	0	0	0	0	0	0	0
26. Burglary and theft.....	0	0	0	0	0	0	0	0	0	0	0	0
27. Boiler and machinery.....	0	0	0	0	0	0	0	0	0	0	0	0
28. Credit.....	0	0	0	0	0	0	0	0	0	0	0	0
30. Warranty.....	0	0	0	0	0	0	0	0	0	0	0	0
34. Aggregate write-ins for other lines of business.....	0	0	0	0	0	0	0	0	0	0	0	2,329
35. TOTALS (a).....	0	0	0	0	0	0	0	0	0	0	0	2,329

**DETAILS OF WRITE-INS**

3401. MISCELLANEOUS.....	0	0	0	0	0	0	0	0	0	0	0	2,329
3402. ....	0	0	0	0	0	0	0	0	0	0	0	0
3403. ....	0	0	0	0	0	0	0	0	0	0	0	0
3498. Summary of remaining write-ins for Line 34 from overflow page.....	0	0	0	0	0	0	0	0	0	0	0	0
3499. TOTALS (Lines 3401 through 3403 plus 3498) (Line 34 above).....	0	0	0	0	0	0	0	0	0	0	0	2,329

(a) Finance and service charges not included in Lines 1 to 35 \$.....0.

(b) For health business on indicated lines report: Number of persons insured under PPO managed care products.....0 and number of persons insured under indemnity only products.....0.

19.SD

**EXHIBIT OF PREMIUMS AND LOSSES (Statutory Page 14)**



NAIC Group Code....241 NAIC Company Code....40169

BUSINESS IN THE STATE OF TENNESSEE DURING THE YEAR

Line of Business	Gross Premiums, Including Policy and Membership Fees, Less Return Premiums and Premiums on Policies not Taken		Dividends Paid or Credited to Policyholders on Direct Business	Direct Unearned Premium Reserves	Direct Losses Paid (deducting salvage)	Direct Losses Incurred	Direct Losses Unpaid	Direct Defense and Cost Containment Expense Paid	Direct Defense and Cost Containment Expense Incurred	Direct Defense and Cost Containment Expense Unpaid	Commissions and Brokerage Expenses	Taxes, Licenses and Fees
	1 Direct Premiums Written	2 Direct Premiums Earned										
1. Fire.....	0	0	0	0	0	0	0	0	0	0	0	0
2.1 Allied lines.....	0	0	0	0	0	0	0	0	0	0	0	0
2.2 Multiple peril crop.....	0	0	0	0	0	0	0	0	0	0	0	0
2.3 Federal flood.....	0	0	0	0	0	0	0	0	0	0	0	0
2.4 Private crop.....	0	0	0	0	0	0	0	0	0	0	0	0
2.5 Private flood.....	0	0	0	0	0	0	0	0	0	0	0	0
3. Farmowners multiple peril.....	0	0	0	0	0	0	0	0	0	0	0	0
4. Homeowners multiple peril.....	0	0	0	0	0	0	0	0	0	0	0	0
5.1 Commercial multiple peril (non-liability portion).....	0	0	0	0	0	0	0	0	0	0	0	0
5.2 Commercial multiple peril (liability portion).....	0	0	0	0	0	0	0	0	0	0	0	0
6. Mortgage guaranty.....	0	0	0	0	0	0	0	0	0	0	0	0
8. Ocean marine.....	0	0	0	0	0	0	0	0	0	0	0	0
9. Inland marine.....	0	0	0	0	0	0	0	0	0	0	0	0
10. Financial guaranty.....	0	0	0	0	0	0	0	0	0	0	0	0
11. Medical professional liability.....	0	0	0	0	0	0	0	0	0	0	0	0
12. Earthquake.....	0	0	0	0	0	0	0	0	0	0	0	0
13. Group accident and health (b).....	0	0	0	0	0	0	0	0	0	0	0	0
14. Credit A&H (group and individual).....	0	0	0	0	0	0	0	0	0	0	0	0
15.1 Collectively renewable A&H (b).....	0	0	0	0	0	0	0	0	0	0	0	0
15.2 Non-cancelable A&H (b).....	0	0	0	0	0	0	0	0	0	0	0	0
15.3 Guaranteed renewable A&H (b).....	0	0	0	0	0	0	0	0	0	0	0	0
15.4 Non-renewable for stated reasons only (b).....	0	0	0	0	0	0	0	0	0	0	0	0
15.5 Other accident only.....	0	0	0	0	0	0	0	0	0	0	0	0
15.6 Medicare Title XVIII exempt from state taxes or fees.....	0	0	0	0	0	0	0	0	0	0	0	0
15.7 All other A&H (b).....	0	0	0	0	0	0	0	0	0	0	0	0
15.8 Federal employees health benefits plan premium.....	0	0	0	0	0	0	0	0	0	0	0	0
16. Workers' compensation.....	0	0	0	0	0	0	0	0	0	0	0	0
17.1 Other liability-occurrence.....	0	0	0	0	0	0	0	0	0	0	0	0
17.2 Other liability-claims-made.....	0	0	0	0	0	0	0	0	0	0	0	0
17.3 Excess workers' compensation.....	0	0	0	0	0	0	0	0	0	0	0	0
18. Products liability.....	0	0	0	0	0	0	0	0	0	0	0	0
19.1 Private passenger auto no-fault (personal injury protection).....	0	0	0	0	0	0	0	0	0	0	0	0
19.2 Other private passenger auto liability.....	7,267,034	7,195,704	0	3,449,029	4,360,583	4,835,433	3,743,551	114,047	137,970	295,248	746,038	180,410
19.3 Commercial auto no-fault (personal injury protection).....	0	0	0	0	0	0	0	0	0	0	0	0
19.4 Other commercial auto liability.....	0	0	0	0	0	0	0	0	0	0	0	0
21.1 Private passenger auto physical damage.....	6,773,806	6,666,584	0	3,234,486	3,159,118	3,184,361	118,789	9,303	10,425	2,287	710,065	167,941
21.2 Commercial auto physical damage.....	0	0	0	0	0	0	0	0	0	0	0	0
22. Aircraft (all perils).....	0	0	0	0	0	0	0	0	0	0	0	0
23. Fidelity.....	0	0	0	0	0	0	0	0	0	0	0	0
24. Surety.....	0	0	0	0	0	0	0	0	0	0	0	0
26. Burglary and theft.....	0	0	0	0	0	0	0	0	0	0	0	0
27. Boiler and machinery.....	0	0	0	0	0	0	0	0	0	0	0	0
28. Credit.....	0	0	0	0	0	0	0	0	0	0	0	0
30. Warranty.....	0	0	0	0	0	0	0	0	0	0	0	0
34. Aggregate write-ins for other lines of business.....	0	0	0	0	0	0	0	0	0	0	0	0
35. TOTALS (a).....	14,040,840	13,862,288	0	6,683,515	7,519,701	8,019,794	3,862,340	123,350	148,395	297,535	1,456,103	348,351

**DETAILS OF WRITE-INS**

3401. MISCELLANEOUS.....	0	0	0	0	0	0	0	0	0	0	0	0
3402. ....	0	0	0	0	0	0	0	0	0	0	0	0
3403. ....	0	0	0	0	0	0	0	0	0	0	0	0
3498. Summary of remaining write-ins for Line 34 from overflow page.....	0	0	0	0	0	0	0	0	0	0	0	0
3499. TOTALS (Lines 3401 through 3403 plus 3498) (Line 34 above).....	0	0	0	0	0	0	0	0	0	0	0	0

(a) Finance and service charges not included in Lines 1 to 35 \$.....47,380.

(b) For health business on indicated lines report: Number of persons insured under PPO managed care products.....0 and number of persons insured under indemnity only products.....0.

19.TN

**EXHIBIT OF PREMIUMS AND LOSSES (Statutory Page 14)**



NAIC Group Code....241 NAIC Company Code....40169

BUSINESS IN THE STATE OF TEXAS DURING THE YEAR

Line of Business	Gross Premiums, Including Policy and Membership Fees, Less Return Premiums and Premiums on Policies not Taken		3 Dividends Paid or Credited to Policyholders on Direct Business	4 Direct Unearned Premium Reserves	5 Direct Losses Paid (deducting salvage)	6 Direct Losses Incurred	7 Direct Losses Unpaid	8 Direct Defense and Cost Containment Expense Paid	9 Direct Defense and Cost Containment Expense Incurred	10 Direct Defense and Cost Containment Expense Unpaid	11 Commissions and Brokerage Expenses	12 Taxes, Licenses and Fees
	1 Direct Premiums Written	2 Direct Premiums Earned										
1. Fire.....	0	0	0	0	0	0	0	0	0	0	0	0
2.1 Allied lines.....	0	0	0	0	0	0	0	0	0	0	0	0
2.2 Multiple peril crop.....	0	0	0	0	0	0	0	0	0	0	0	0
2.3 Federal flood.....	0	0	0	0	0	0	0	0	0	0	0	0
2.4 Private crop.....	0	0	0	0	0	0	0	0	0	0	0	0
2.5 Private flood.....	0	0	0	0	0	0	0	0	0	0	0	0
3. Farmowners multiple peril.....	0	0	0	0	0	0	0	0	0	0	0	0
4. Homeowners multiple peril.....	0	0	0	0	0	0	0	0	0	0	0	0
5.1 Commercial multiple peril (non-liability portion).....	0	0	0	0	0	0	0	0	0	0	0	0
5.2 Commercial multiple peril (liability portion).....	0	0	0	0	0	0	0	0	0	0	0	0
6. Mortgage guaranty.....	0	0	0	0	0	0	0	0	0	0	0	0
8. Ocean marine.....	0	0	0	0	0	0	0	0	0	0	0	0
9. Inland marine.....	0	0	0	0	0	0	0	0	0	0	0	0
10. Financial guaranty.....	0	0	0	0	0	0	0	0	0	0	0	0
11. Medical professional liability.....	0	0	0	0	0	0	0	0	0	0	0	0
12. Earthquake.....	0	0	0	0	0	0	0	0	0	0	0	0
13. Group accident and health (b).....	0	0	0	0	0	0	0	0	0	0	0	0
14. Credit A&H (group and individual).....	0	0	0	0	0	0	0	0	0	0	0	0
15.1 Collectively renewable A&H (b).....	0	0	0	0	0	0	0	0	0	0	0	0
15.2 Non-cancelable A&H (b).....	0	0	0	0	0	0	0	0	0	0	0	0
15.3 Guaranteed renewable A&H (b).....	0	0	0	0	0	0	0	0	0	0	0	0
15.4 Non-renewable for stated reasons only (b).....	0	0	0	0	0	0	0	0	0	0	0	0
15.5 Other accident only.....	0	0	0	0	0	0	0	0	0	0	0	0
15.6 Medicare Title XVIII exempt from state taxes or fees.....	0	0	0	0	0	0	0	0	0	0	0	0
15.7 All other A&H (b).....	0	0	0	0	0	0	0	0	0	0	0	0
15.8 Federal employees health benefits plan premium.....	0	0	0	0	0	0	0	0	0	0	0	0
16. Workers' compensation.....	0	0	0	0	0	0	0	0	0	0	0	0
17.1 Other liability-occurrence.....	0	0	0	0	0	0	0	0	0	0	0	0
17.2 Other liability-claims-made.....	0	0	0	0	0	0	0	0	0	0	0	0
17.3 Excess workers' compensation.....	0	0	0	0	0	0	0	0	0	0	0	0
18. Products liability.....	0	0	0	0	0	0	0	0	0	0	0	0
19.1 Private passenger auto no-fault (personal injury protection).....	56,391	57,887	0	13,183	45,803	28,580	16,764	0	(4,665)	4,451	3,025	1,288
19.2 Other private passenger auto liability.....	990,560	1,016,143	0	233,596	611,320	787,996	650,645	12,099	25,681	49,495	53,613	22,665
19.3 Commercial auto no-fault (personal injury protection).....	0	0	0	0	0	0	0	0	0	0	0	0
19.4 Other commercial auto liability.....	0	0	0	0	0	0	0	0	0	0	0	0
21.1 Private passenger auto physical damage.....	1,096,014	1,125,038	0	258,598	782,488	743,122	63,724	1,135	1,733	643	58,097	25,075
21.2 Commercial auto physical damage.....	0	0	0	0	0	0	0	0	0	0	0	0
22. Aircraft (all perils).....	0	0	0	0	0	0	0	0	0	0	0	0
23. Fidelity.....	0	0	0	0	0	0	0	0	0	0	0	0
24. Surety.....	0	0	0	0	0	0	0	0	0	0	0	0
26. Burglary and theft.....	0	0	0	0	0	0	0	0	0	0	0	0
27. Boiler and machinery.....	0	0	0	0	0	0	0	0	0	0	0	0
28. Credit.....	0	0	0	0	0	0	0	0	0	0	0	0
30. Warranty.....	0	0	0	0	0	0	0	0	0	0	0	0
34. Aggregate write-ins for other lines of business.....	0	0	0	0	0	0	0	0	0	0	0	0
35. TOTALS (a).....	2,142,965	2,199,068	0	505,377	1,439,611	1,559,698	731,133	13,234	22,749	54,589	114,735	49,028

**DETAILS OF WRITE-INS**

3401. MISCELLANEOUS.....	0	0	0	0	0	0	0	0	0	0	0	0
3402. ....	0	0	0	0	0	0	0	0	0	0	0	0
3403. ....	0	0	0	0	0	0	0	0	0	0	0	0
3498. Summary of remaining write-ins for Line 34 from overflow page.....	0	0	0	0	0	0	0	0	0	0	0	0
3499. TOTALS (Lines 3401 through 3403 plus 3498) (Line 34 above).....	0	0	0	0	0	0	0	0	0	0	0	0

(a) Finance and service charges not included in Lines 1 to 35 \$.....14,919.

(b) For health business on indicated lines report: Number of persons insured under PPO managed care products.....0 and number of persons insured under indemnity only products.....0.

19.TX

**EXHIBIT OF PREMIUMS AND LOSSES (Statutory Page 14)**



NAIC Group Code....241 NAIC Company Code....40169

BUSINESS IN THE STATE OF UTAH DURING THE YEAR

19.UT

Line of Business	Gross Premiums, Including Policy and Membership Fees, Less Return Premiums and Premiums on Policies not Taken		3 Dividends Paid or Credited to Policyholders on Direct Business	4 Direct Unearned Premium Reserves	5 Direct Losses Paid (deducting salvage)	6 Direct Losses Incurred	7 Direct Losses Unpaid	8 Direct Defense and Cost Containment Expense Paid	9 Direct Defense and Cost Containment Expense Incurred	10 Direct Defense and Cost Containment Expense Unpaid	11 Commissions and Brokerage Expenses	12 Taxes, Licenses and Fees
	1 Direct Premiums Written	2 Direct Premiums Earned										
1. Fire.....	0	0	0	0	0	0	0	0	0	0	0	0
2.1 Allied lines.....	0	0	0	0	0	0	0	0	0	0	0	0
2.2 Multiple peril crop.....	0	0	0	0	0	0	0	0	0	0	0	0
2.3 Federal flood.....	0	0	0	0	0	0	0	0	0	0	0	0
2.4 Private crop.....	0	0	0	0	0	0	0	0	0	0	0	0
2.5 Private flood.....	0	0	0	0	0	0	0	0	0	0	0	0
3. Farmowners multiple peril.....	0	0	0	0	0	0	0	0	0	0	0	0
4. Homeowners multiple peril.....	0	0	0	0	0	0	0	0	0	0	0	0
5.1 Commercial multiple peril (non-liability portion).....	0	0	0	0	0	0	0	0	0	0	0	0
5.2 Commercial multiple peril (liability portion).....	0	0	0	0	0	0	0	0	0	0	0	0
6. Mortgage guaranty.....	0	0	0	0	0	0	0	0	0	0	0	0
8. Ocean marine.....	0	0	0	0	0	0	0	0	0	0	0	0
9. Inland marine.....	0	0	0	0	0	0	0	0	0	0	0	0
10. Financial guaranty.....	0	0	0	0	0	0	0	0	0	0	0	0
11. Medical professional liability.....	0	0	0	0	0	0	0	0	0	0	0	0
12. Earthquake.....	0	0	0	0	0	0	0	0	0	0	0	0
13. Group accident and health (b).....	0	0	0	0	0	0	0	0	0	0	0	0
14. Credit A&H (group and individual).....	0	0	0	0	0	0	0	0	0	0	0	0
15.1 Collectively renewable A&H (b).....	0	0	0	0	0	0	0	0	0	0	0	0
15.2 Non-cancelable A&H (b).....	0	0	0	0	0	0	0	0	0	0	0	0
15.3 Guaranteed renewable A&H (b).....	0	0	0	0	0	0	0	0	0	0	0	0
15.4 Non-renewable for stated reasons only (b).....	0	0	0	0	0	0	0	0	0	0	0	0
15.5 Other accident only.....	0	0	0	0	0	0	0	0	0	0	0	0
15.6 Medicare Title XVIII exempt from state taxes or fees.....	0	0	0	0	0	0	0	0	0	0	0	0
15.7 All other A&H (b).....	0	0	0	0	0	0	0	0	0	0	0	0
15.8 Federal employees health benefits plan premium.....	0	0	0	0	0	0	0	0	0	0	0	0
16. Workers' compensation.....	0	0	0	0	0	0	0	0	0	0	0	0
17.1 Other liability-occurrence.....	0	0	0	0	0	0	0	0	0	0	0	0
17.2 Other liability-claims-made.....	0	0	0	0	0	0	0	0	0	0	0	0
17.3 Excess workers' compensation.....	0	0	0	0	0	0	0	0	0	0	0	0
18. Products liability.....	0	0	0	0	0	0	0	0	0	0	0	0
19.1 Private passenger auto no-fault (personal injury protection).....	220,698	233,099	0	89,958	118,444	110,115	(16,703)	315	(1,868)	(4,462)	21,051	5,086
19.2 Other private passenger auto liability.....	3,390,545	3,521,202	0	1,394,114	2,391,494	1,645,887	3,176,745	191,510	110,127	270,909	321,517	77,569
19.3 Commercial auto no-fault (personal injury protection).....	0	0	0	0	0	0	0	0	0	0	0	0
19.4 Other commercial auto liability.....	0	0	0	0	0	0	0	0	0	0	0	0
21.1 Private passenger auto physical damage.....	2,773,397	2,883,057	0	1,136,412	1,252,284	1,230,654	(37,992)	2,496	2,908	1,111	264,468	62,176
21.2 Commercial auto physical damage.....	0	0	0	0	0	0	0	0	0	0	0	0
22. Aircraft (all perils).....	0	0	0	0	0	0	0	0	0	0	0	0
23. Fidelity.....	0	0	0	0	0	0	0	0	0	0	0	0
24. Surety.....	0	0	0	0	0	0	0	0	0	0	0	0
26. Burglary and theft.....	0	0	0	0	0	0	0	0	0	0	0	0
27. Boiler and machinery.....	0	0	0	0	0	0	0	0	0	0	0	0
28. Credit.....	0	0	0	0	0	0	0	0	0	0	0	0
30. Warranty.....	0	0	0	0	0	0	0	0	0	0	0	0
34. Aggregate write-ins for other lines of business.....	0	0	0	0	0	0	0	0	0	0	0	0
35. TOTALS (a).....	6,384,640	6,637,358	0	2,620,484	3,762,222	2,986,656	3,122,050	194,321	111,167	267,558	607,036	144,831

**DETAILS OF WRITE-INS**

3401. MISCELLANEOUS.....	0	0	0	0	0	0	0	0	0	0	0	0
3402. ....	0	0	0	0	0	0	0	0	0	0	0	0
3403. ....	0	0	0	0	0	0	0	0	0	0	0	0
3498. Summary of remaining write-ins for Line 34 from overflow page.....	0	0	0	0	0	0	0	0	0	0	0	0
3499. TOTALS (Lines 3401 through 3403 plus 3498) (Line 34 above).....	0	0	0	0	0	0	0	0	0	0	0	0

(a) Finance and service charges not included in Lines 1 to 35 \$.....20,484.

(b) For health business on indicated lines report: Number of persons insured under PPO managed care products.....0 and number of persons insured under indemnity only products.....0.

**EXHIBIT OF PREMIUMS AND LOSSES (Statutory Page 14)**



NAIC Group Code....241 NAIC Company Code....40169

BUSINESS IN THE STATE OF VIRGINIA DURING THE YEAR

Line of Business	Gross Premiums, Including Policy and Membership Fees, Less Return Premiums and Premiums on Policies not Taken		3 Dividends Paid or Credited to Policyholders on Direct Business	4 Direct Unearned Premium Reserves	5 Direct Losses Paid (deducting salvage)	6 Direct Losses Incurred	7 Direct Losses Unpaid	8 Direct Defense and Cost Containment Expense Paid	9 Direct Defense and Cost Containment Expense Incurred	10 Direct Defense and Cost Containment Expense Unpaid	11 Commissions and Brokerage Expenses	12 Taxes, Licenses and Fees
	1 Direct Premiums Written	2 Direct Premiums Earned										
1. Fire.....	6,864	7,482	0	3,485	2,947	3,057	971	468	463	180	1,463	151
2.1 Allied lines.....	0	0	0	0	0	0	0	0	0	0	0	0
2.2 Multiple peril crop.....	0	0	0	0	0	0	0	0	0	0	0	0
2.3 Federal flood.....	0	0	0	0	0	0	0	0	0	0	0	0
2.4 Private crop.....	0	0	0	0	0	0	0	0	0	0	0	0
2.5 Private flood.....	0	0	0	0	0	0	0	0	0	0	0	0
3. Farmowners multiple peril.....	0	0	0	0	0	0	0	0	0	0	0	0
4. Homeowners multiple peril.....	821,370	853,057	0	459,388	508,626	830,547	383,714	0	6,165	8,189	57,927	26,150
5.1 Commercial multiple peril (non-liability portion).....	0	0	0	0	0	0	0	0	0	0	0	0
5.2 Commercial multiple peril (liability portion).....	0	0	0	0	0	0	0	0	0	0	0	0
6. Mortgage guaranty.....	0	0	0	0	0	0	0	0	0	0	0	0
8. Ocean marine.....	0	0	0	0	0	0	0	0	0	0	0	0
9. Inland marine.....	19,133	19,690	0	11,144	0	233	1,397	0	7	44	1,489	612
10. Financial guaranty.....	0	0	0	0	0	0	0	0	0	0	0	0
11. Medical professional liability.....	0	0	0	0	0	0	0	0	0	0	0	0
12. Earthquake.....	3,148	2,859	0	1,761	0	68	191	0	1	3	222	100
13. Group accident and health (b).....	0	0	0	0	0	0	0	0	0	0	0	0
14. Credit A&H (group and individual).....	0	0	0	0	0	0	0	0	0	0	0	0
15.1 Collectively renewable A&H (b).....	0	0	0	0	0	0	0	0	0	0	0	0
15.2 Non-cancelable A&H (b).....	0	0	0	0	0	0	0	0	0	0	0	0
15.3 Guaranteed renewable A&H (b).....	0	0	0	0	0	0	0	0	0	0	0	0
15.4 Non-renewable for stated reasons only (b).....	0	0	0	0	0	0	0	0	0	0	0	0
15.5 Other accident only.....	0	0	0	0	0	0	0	0	0	0	0	0
15.6 Medicare Title XVIII exempt from state taxes or fees.....	0	0	0	0	0	0	0	0	0	0	0	0
15.7 All other A&H (b).....	0	0	0	0	0	0	0	0	0	0	0	0
15.8 Federal employees health benefits plan premium.....	0	0	0	0	0	0	0	0	0	0	0	0
16. Workers' compensation.....	0	0	0	0	0	0	0	0	0	0	0	0
17.1 Other liability-occurrence.....	0	0	0	0	0	0	0	0	0	0	0	0
17.2 Other liability-claims-made.....	0	0	0	0	0	0	0	0	0	0	0	0
17.3 Excess workers' compensation.....	0	0	0	0	0	0	0	0	0	0	0	0
18. Products liability.....	0	0	0	0	0	0	0	0	0	0	0	0
19.1 Private passenger auto no-fault (personal injury protection).....	0	0	0	0	200	255	1,851	0	6	480	0	0
19.2 Other private passenger auto liability.....	4,066,935	4,006,615	0	1,539,854	2,136,518	1,783,352	2,497,224	124,499	81,297	201,857	196,090	90,153
19.3 Commercial auto no-fault (personal injury protection).....	0	0	0	0	0	0	0	0	0	0	0	0
19.4 Other commercial auto liability.....	0	0	0	0	0	0	0	0	0	0	0	0
21.1 Private passenger auto physical damage.....	3,081,655	2,980,861	0	1,170,691	1,758,310	1,844,471	58,418	5,019	5,688	1,881	150,867	68,295
21.2 Commercial auto physical damage.....	0	0	0	0	0	0	0	0	0	0	0	0
22. Aircraft (all perils).....	0	0	0	0	0	0	0	0	0	0	0	0
23. Fidelity.....	0	0	0	0	0	0	0	0	0	0	0	0
24. Surety.....	0	0	0	0	0	0	0	0	0	0	0	0
26. Burglary and theft.....	0	0	0	0	0	0	0	0	0	0	0	0
27. Boiler and machinery.....	0	0	0	0	0	0	0	0	0	0	0	0
28. Credit.....	0	0	0	0	0	0	0	0	0	0	0	0
30. Warranty.....	0	0	0	0	0	0	0	0	0	0	0	0
34. Aggregate write-ins for other lines of business.....	0	0	0	0	0	0	0	0	0	0	0	0
35. TOTALS (a).....	7,999,105	7,870,564	0	3,186,323	4,406,601	4,461,983	2,943,766	129,986	93,627	212,634	408,058	185,461

**DETAILS OF WRITE-INS**

3401. MISCELLANEOUS.....	0	0	0	0	0	0	0	0	0	0	0	0
3402. ....	0	0	0	0	0	0	0	0	0	0	0	0
3403. ....	0	0	0	0	0	0	0	0	0	0	0	0
3498. Summary of remaining write-ins for Line 34 from overflow page.....	0	0	0	0	0	0	0	0	0	0	0	0
3499. TOTALS (Lines 3401 through 3403 plus 3498) (Line 34 above).....	0	0	0	0	0	0	0	0	0	0	0	0

(a) Finance and service charges not included in Lines 1 to 35 \$.....38,849.

(b) For health business on indicated lines report: Number of persons insured under PPO managed care products.....0 and number of persons insured under indemnity only products.....0.

19.VA



**EXHIBIT OF PREMIUMS AND LOSSES (Statutory Page 14)**



NAIC Group Code....241 NAIC Company Code....40169

BUSINESS IN THE STATE OF VERMONT DURING THE YEAR

Line of Business	Gross Premiums, Including Policy and Membership Fees, Less Return Premiums and Premiums on Policies not Taken		Dividends Paid or Credited to Policyholders on Direct Business	Direct Unearned Premium Reserves	Direct Losses Paid (deducting salvage)	Direct Losses Incurred	Direct Losses Unpaid	Direct Defense and Cost Containment Expense Paid	Direct Defense and Cost Containment Expense Incurred	Direct Defense and Cost Containment Expense Unpaid	Commissions and Brokerage Expenses	Taxes, Licenses and Fees
	1 Direct Premiums Written	2 Direct Premiums Earned										
1. Fire.....	0	0	0	0	0	0	0	0	0	0	0	0
2.1 Allied lines.....	0	0	0	0	0	0	0	0	0	0	0	0
2.2 Multiple peril crop.....	0	0	0	0	0	0	0	0	0	0	0	0
2.3 Federal flood.....	0	0	0	0	0	0	0	0	0	0	0	0
2.4 Private crop.....	0	0	0	0	0	0	0	0	0	0	0	0
2.5 Private flood.....	0	0	0	0	0	0	0	0	0	0	0	0
3. Farmowners multiple peril.....	0	0	0	0	0	0	0	0	0	0	0	0
4. Homeowners multiple peril.....	0	0	0	0	0	0	0	0	0	0	0	0
5.1 Commercial multiple peril (non-liability portion).....	0	0	0	0	0	0	0	0	0	0	0	0
5.2 Commercial multiple peril (liability portion).....	0	0	0	0	0	0	0	0	0	0	0	0
6. Mortgage guaranty.....	0	0	0	0	0	0	0	0	0	0	0	0
8. Ocean marine.....	0	0	0	0	0	0	0	0	0	0	0	0
9. Inland marine.....	0	0	0	0	0	0	0	0	0	0	0	0
10. Financial guaranty.....	0	0	0	0	0	0	0	0	0	0	0	0
11. Medical professional liability.....	0	0	0	0	0	0	0	0	0	0	0	0
12. Earthquake.....	0	0	0	0	0	0	0	0	0	0	0	0
13. Group accident and health (b).....	0	0	0	0	0	0	0	0	0	0	0	0
14. Credit A&H (group and individual).....	0	0	0	0	0	0	0	0	0	0	0	0
15.1 Collectively renewable A&H (b).....	0	0	0	0	0	0	0	0	0	0	0	0
15.2 Non-cancelable A&H (b).....	0	0	0	0	0	0	0	0	0	0	0	0
15.3 Guaranteed renewable A&H (b).....	0	0	0	0	0	0	0	0	0	0	0	0
15.4 Non-renewable for stated reasons only (b).....	0	0	0	0	0	0	0	0	0	0	0	0
15.5 Other accident only.....	0	0	0	0	0	0	0	0	0	0	0	0
15.6 Medicare Title XVIII exempt from state taxes or fees.....	0	0	0	0	0	0	0	0	0	0	0	0
15.7 All other A&H (b).....	0	0	0	0	0	0	0	0	0	0	0	0
15.8 Federal employees health benefits plan premium.....	0	0	0	0	0	0	0	0	0	0	0	0
16. Workers' compensation.....	0	0	0	0	0	0	0	0	0	0	0	0
17.1 Other liability-occurrence.....	0	0	0	0	0	0	0	0	0	0	0	0
17.2 Other liability-claims-made.....	0	0	0	0	0	0	0	0	0	0	0	0
17.3 Excess workers' compensation.....	0	0	0	0	0	0	0	0	0	0	0	0
18. Products liability.....	0	0	0	0	0	0	0	0	0	0	0	0
19.1 Private passenger auto no-fault (personal injury protection).....	0	0	0	0	0	0	0	0	0	0	0	0
19.2 Other private passenger auto liability.....	0	0	0	0	0	0	0	0	0	0	0	0
19.3 Commercial auto no-fault (personal injury protection).....	0	0	0	0	0	0	0	0	0	0	0	0
19.4 Other commercial auto liability.....	0	0	0	0	0	0	0	0	0	0	0	0
21.1 Private passenger auto physical damage.....	0	0	0	0	0	0	0	0	0	0	0	0
21.2 Commercial auto physical damage.....	0	0	0	0	0	0	0	0	0	0	0	0
22. Aircraft (all perils).....	0	0	0	0	0	0	0	0	0	0	0	0
23. Fidelity.....	0	0	0	0	0	0	0	0	0	0	0	0
24. Surety.....	0	0	0	0	0	0	0	0	0	0	0	0
26. Burglary and theft.....	0	0	0	0	0	0	0	0	0	0	0	0
27. Boiler and machinery.....	0	0	0	0	0	0	0	0	0	0	0	0
28. Credit.....	0	0	0	0	0	0	0	0	0	0	0	0
30. Warranty.....	0	0	0	0	0	0	0	0	0	0	0	0
34. Aggregate write-ins for other lines of business.....	0	0	0	0	0	0	0	0	0	0	0	50
35. TOTALS (a).....	0	0	0	0	0	0	0	0	0	0	0	50

**DETAILS OF WRITE-INS**

3401. MISCELLANEOUS.....	0	0	0	0	0	0	0	0	0	0	0	50
3402. ....	0	0	0	0	0	0	0	0	0	0	0	0
3403. ....	0	0	0	0	0	0	0	0	0	0	0	0
3498. Summary of remaining write-ins for Line 34 from overflow page.....	0	0	0	0	0	0	0	0	0	0	0	0
3499. TOTALS (Lines 3401 through 3403 plus 3498) (Line 34 above).....	0	0	0	0	0	0	0	0	0	0	0	50

(a) Finance and service charges not included in Lines 1 to 35 \$.....0.

(b) For health business on indicated lines report: Number of persons insured under PPO managed care products.....0 and number of persons insured under indemnity only products.....0.

19.VT

**EXHIBIT OF PREMIUMS AND LOSSES (Statutory Page 14)**



NAIC Group Code....241 NAIC Company Code....40169

BUSINESS IN THE STATE OF WASHINGTON DURING THE YEAR

Line of Business	Gross Premiums, Including Policy and Membership Fees, Less Return Premiums and Premiums on Policies not Taken		3 Dividends Paid or Credited to Policyholders on Direct Business	4 Direct Unearned Premium Reserves	5 Direct Losses Paid (deducting salvage)	6 Direct Losses Incurred	7 Direct Losses Unpaid	8 Direct Defense and Cost Containment Expense Paid	9 Direct Defense and Cost Containment Expense Incurred	10 Direct Defense and Cost Containment Expense Unpaid	11 Commissions and Brokerage Expenses	12 Taxes, Licenses and Fees
	1 Direct Premiums Written	2 Direct Premiums Earned										
1. Fire.....	0	0	0	0	0	0	0	0	0	0	0	0
2.1 Allied lines.....	0	0	0	0	0	0	0	0	0	0	0	0
2.2 Multiple peril crop.....	0	0	0	0	0	0	0	0	0	0	0	0
2.3 Federal flood.....	0	0	0	0	0	0	0	0	0	0	0	0
2.4 Private crop.....	0	0	0	0	0	0	0	0	0	0	0	0
2.5 Private flood.....	0	0	0	0	0	0	0	0	0	0	0	0
3. Farmowners multiple peril.....	0	0	0	0	0	0	0	0	0	0	0	0
4. Homeowners multiple peril.....	111,157	112,525	0	54,225	14,786	37,275	34,097	0	2,075	2,526	14,238	2,269
5.1 Commercial multiple peril (non-liability portion).....	0	0	0	0	0	0	0	0	0	0	0	0
5.2 Commercial multiple peril (liability portion).....	0	0	0	0	0	0	0	0	0	0	0	0
6. Mortgage guaranty.....	0	0	0	0	0	0	0	0	0	0	0	0
8. Ocean marine.....	0	0	0	0	0	0	0	0	0	0	0	0
9. Inland marine.....	1,730	1,902	0	939	0	(115)	99	0	(5)	2	223	35
10. Financial guaranty.....	0	0	0	0	0	0	0	0	0	0	0	0
11. Medical professional liability.....	0	0	0	0	0	0	0	0	0	0	0	0
12. Earthquake.....	16,869	18,069	0	8,387	0	(1,239)	1,115	0	(27)	15	2,170	344
13. Group accident and health (b).....	0	0	0	0	0	0	0	0	0	0	0	0
14. Credit A&H (group and individual).....	0	0	0	0	0	0	0	0	0	0	0	0
15.1 Collectively renewable A&H (b).....	0	0	0	0	0	0	0	0	0	0	0	0
15.2 Non-cancelable A&H (b).....	0	0	0	0	0	0	0	0	0	0	0	0
15.3 Guaranteed renewable A&H (b).....	0	0	0	0	0	0	0	0	0	0	0	0
15.4 Non-renewable for stated reasons only (b).....	0	0	0	0	0	0	0	0	0	0	0	0
15.5 Other accident only.....	0	0	0	0	0	0	0	0	0	0	0	0
15.6 Medicare Title XVIII exempt from state taxes or fees.....	0	0	0	0	0	0	0	0	0	0	0	0
15.7 All other A&H (b).....	0	0	0	0	0	0	0	0	0	0	0	0
15.8 Federal employees health benefits plan premium.....	0	0	0	0	0	0	0	0	0	0	0	0
16. Workers' compensation.....	0	0	0	0	0	0	0	0	0	0	0	0
17.1 Other liability-occurrence.....	0	0	0	0	0	0	0	0	0	0	0	0
17.2 Other liability-claims-made.....	0	0	0	0	0	0	0	0	0	0	0	0
17.3 Excess workers' compensation.....	0	0	0	0	0	0	0	0	0	0	0	0
18. Products liability.....	0	0	0	0	0	0	0	0	0	0	0	0
19.1 Private passenger auto no-fault (personal injury protection).....	1,606,423	1,660,331	0	639,814	1,187,918	873,526	297,223	1,750	(83,469)	78,872	151,837	32,896
19.2 Other private passenger auto liability.....	14,416,275	14,817,158	0	5,846,913	10,204,236	9,221,843	14,054,811	608,578	463,791	1,196,637	1,298,350	294,528
19.3 Commercial auto no-fault (personal injury protection).....	0	0	0	0	0	0	0	0	0	0	0	0
19.4 Other commercial auto liability.....	0	0	0	0	0	0	0	0	0	0	0	0
21.1 Private passenger auto physical damage.....	7,540,480	7,667,947	0	3,053,025	4,655,018	4,588,196	(49,990)	16,990	18,084	2,655	679,936	153,480
21.2 Commercial auto physical damage.....	0	0	0	0	0	0	0	0	0	0	0	0
22. Aircraft (all perils).....	0	0	0	0	0	0	0	0	0	0	0	0
23. Fidelity.....	0	0	0	0	0	0	0	0	0	0	0	0
24. Surety.....	0	0	0	0	0	0	0	0	0	0	0	0
26. Burglary and theft.....	0	0	0	0	0	0	0	0	0	0	0	0
27. Boiler and machinery.....	0	0	0	0	0	0	0	0	0	0	0	0
28. Credit.....	0	0	0	0	0	0	0	0	0	0	0	0
30. Warranty.....	0	0	0	0	0	0	0	0	0	0	0	0
34. Aggregate write-ins for other lines of business.....	0	0	0	0	0	0	0	0	0	0	0	0
35. TOTALS (a).....	23,692,934	24,277,932	0	9,603,303	16,061,958	14,719,486	14,337,355	627,318	400,449	1,280,707	2,146,754	483,552

**DETAILS OF WRITE-INS**

3401. MISCELLANEOUS.....	0	0	0	0	0	0	0	0	0	0	0	0
3402. ....	0	0	0	0	0	0	0	0	0	0	0	0
3403. ....	0	0	0	0	0	0	0	0	0	0	0	0
3498. Summary of remaining write-ins for Line 34 from overflow page.....	0	0	0	0	0	0	0	0	0	0	0	0
3499. TOTALS (Lines 3401 through 3403 plus 3498) (Line 34 above).....	0	0	0	0	0	0	0	0	0	0	0	0

(a) Finance and service charges not included in Lines 1 to 35 \$.....0.

(b) For health business on indicated lines report: Number of persons insured under PPO managed care products.....0 and number of persons insured under indemnity only products.....0.

19.WA

**EXHIBIT OF PREMIUMS AND LOSSES (Statutory Page 14)**



NAIC Group Code....241 NAIC Company Code....40169

BUSINESS IN THE STATE OF WISCONSIN DURING THE YEAR

Line of Business	Gross Premiums, Including Policy and Membership Fees, Less Return Premiums and Premiums on Policies not Taken		Dividends Paid or Credited to Policyholders on Direct Business	Direct Unearned Premium Reserves	Direct Losses Paid (deducting salvage)	Direct Losses Incurred	Direct Losses Unpaid	Direct Defense and Cost Containment Expense Paid	Direct Defense and Cost Containment Expense Incurred	Direct Defense and Cost Containment Expense Unpaid	Commissions and Brokerage Expenses	Taxes, Licenses and Fees
	1 Direct Premiums Written	2 Direct Premiums Earned										
1. Fire.....	0	0	0	0	0	0	0	0	0	0	0	0
2.1 Allied lines.....	0	0	0	0	0	0	0	0	0	0	0	0
2.2 Multiple peril crop.....	0	0	0	0	0	0	0	0	0	0	0	0
2.3 Federal flood.....	0	0	0	0	0	0	0	0	0	0	0	0
2.4 Private crop.....	0	0	0	0	0	0	0	0	0	0	0	0
2.5 Private flood.....	0	0	0	0	0	0	0	0	0	0	0	0
3. Farmowners multiple peril.....	0	0	0	0	0	0	0	0	0	0	0	0
4. Homeowners multiple peril.....	0	0	0	0	0	0	0	0	0	0	0	0
5.1 Commercial multiple peril (non-liability portion).....	0	0	0	0	0	0	0	0	0	0	0	0
5.2 Commercial multiple peril (liability portion).....	0	0	0	0	0	0	0	0	0	0	0	0
6. Mortgage guaranty.....	0	0	0	0	0	0	0	0	0	0	0	0
8. Ocean marine.....	0	0	0	0	0	0	0	0	0	0	0	0
9. Inland marine.....	0	0	0	0	0	0	0	0	0	0	0	0
10. Financial guaranty.....	0	0	0	0	0	0	0	0	0	0	0	0
11. Medical professional liability.....	0	0	0	0	0	0	0	0	0	0	0	0
12. Earthquake.....	0	0	0	0	0	0	0	0	0	0	0	0
13. Group accident and health (b).....	0	0	0	0	0	0	0	0	0	0	0	0
14. Credit A&H (group and individual).....	0	0	0	0	0	0	0	0	0	0	0	0
15.1 Collectively renewable A&H (b).....	0	0	0	0	0	0	0	0	0	0	0	0
15.2 Non-cancelable A&H (b).....	0	0	0	0	0	0	0	0	0	0	0	0
15.3 Guaranteed renewable A&H (b).....	0	0	0	0	0	0	0	0	0	0	0	0
15.4 Non-renewable for stated reasons only (b).....	0	0	0	0	0	0	0	0	0	0	0	0
15.5 Other accident only.....	0	0	0	0	0	0	0	0	0	0	0	0
15.6 Medicare Title XVIII exempt from state taxes or fees.....	0	0	0	0	0	0	0	0	0	0	0	0
15.7 All other A&H (b).....	0	0	0	0	0	0	0	0	0	0	0	0
15.8 Federal employees health benefits plan premium.....	0	0	0	0	0	0	0	0	0	0	0	0
16. Workers' compensation.....	0	0	0	0	0	0	0	0	0	0	0	0
17.1 Other liability-occurrence.....	0	0	0	0	0	0	0	0	0	0	0	0
17.2 Other liability-claims-made.....	0	0	0	0	0	0	0	0	0	0	0	0
17.3 Excess workers' compensation.....	0	0	0	0	0	0	0	0	0	0	0	0
18. Products liability.....	0	0	0	0	0	0	0	0	0	0	0	0
19.1 Private passenger auto no-fault (personal injury protection).....	0	0	0	0	0	0	0	0	0	0	0	0
19.2 Other private passenger auto liability.....	106,385	109,782	0	22,159	56,803	(21,960)	75,495	2,281	(5,735)	6,062	7,450	2,181
19.3 Commercial auto no-fault (personal injury protection).....	0	0	0	0	0	0	0	0	0	0	0	0
19.4 Other commercial auto liability.....	0	0	0	0	0	0	0	0	0	0	0	0
21.1 Private passenger auto physical damage.....	99,764	103,393	0	20,608	33,792	35,312	(2,106)	45	35	48	6,984	2,041
21.2 Commercial auto physical damage.....	0	0	0	0	0	0	0	0	0	0	0	0
22. Aircraft (all perils).....	0	0	0	0	0	0	0	0	0	0	0	0
23. Fidelity.....	0	0	0	0	0	0	0	0	0	0	0	0
24. Surety.....	0	0	0	0	0	0	0	0	0	0	0	0
26. Burglary and theft.....	0	0	0	0	0	0	0	0	0	0	0	0
27. Boiler and machinery.....	0	0	0	0	0	0	0	0	0	0	0	0
28. Credit.....	0	0	0	0	0	0	0	0	0	0	0	0
30. Warranty.....	0	0	0	0	0	0	0	0	0	0	0	0
34. Aggregate write-ins for other lines of business.....	0	0	0	0	0	0	0	0	0	0	0	0
35. TOTALS (a).....	206,149	213,175	0	42,767	90,595	13,352	73,389	2,326	(5,700)	6,110	14,434	4,222

**DETAILS OF WRITE-INS**

3401. MISCELLANEOUS.....	0	0	0	0	0	0	0	0	0	0	0	0
3402. ....	0	0	0	0	0	0	0	0	0	0	0	0
3403. ....	0	0	0	0	0	0	0	0	0	0	0	0
3498. Summary of remaining write-ins for Line 34 from overflow page.....	0	0	0	0	0	0	0	0	0	0	0	0
3499. TOTALS (Lines 3401 through 3403 plus 3498) (Line 34 above).....	0	0	0	0	0	0	0	0	0	0	0	0

(a) Finance and service charges not included in Lines 1 to 35 \$.....1,050.

(b) For health business on indicated lines report: Number of persons insured under PPO managed care products.....0 and number of persons insured under indemnity only products.....0.

19.W1

**EXHIBIT OF PREMIUMS AND LOSSES (Statutory Page 14)**



NAIC Group Code....241 NAIC Company Code....40169

BUSINESS IN THE STATE OF WEST VIRGINIA DURING THE YEAR

Line of Business	Gross Premiums, Including Policy and Membership Fees, Less Return Premiums and Premiums on Policies not Taken		Dividends Paid or Credited to Policyholders on Direct Business	Direct Unearned Premium Reserves	Direct Losses Paid (deducting salvage)	Direct Losses Incurred	Direct Losses Unpaid	Direct Defense and Cost Containment Expense Paid	Direct Defense and Cost Containment Expense Incurred	Direct Defense and Cost Containment Expense Unpaid	Commissions and Brokerage Expenses	Taxes, Licenses and Fees
	1 Direct Premiums Written	2 Direct Premiums Earned										
1. Fire.....	0	0	0	0	0	0	0	0	0	0	0	0
2.1 Allied lines.....	0	0	0	0	0	0	0	0	0	0	0	0
2.2 Multiple peril crop.....	0	0	0	0	0	0	0	0	0	0	0	0
2.3 Federal flood.....	0	0	0	0	0	0	0	0	0	0	0	0
2.4 Private crop.....	0	0	0	0	0	0	0	0	0	0	0	0
2.5 Private flood.....	0	0	0	0	0	0	0	0	0	0	0	0
3. Farmowners multiple peril.....	0	0	0	0	0	0	0	0	0	0	0	0
4. Homeowners multiple peril.....	0	0	0	0	0	0	0	0	0	0	0	0
5.1 Commercial multiple peril (non-liability portion).....	0	0	0	0	0	0	0	0	0	0	0	0
5.2 Commercial multiple peril (liability portion).....	0	0	0	0	0	0	0	0	0	0	0	0
6. Mortgage guaranty.....	0	0	0	0	0	0	0	0	0	0	0	0
8. Ocean marine.....	0	0	0	0	0	0	0	0	0	0	0	0
9. Inland marine.....	0	0	0	0	0	0	0	0	0	0	0	0
10. Financial guaranty.....	0	0	0	0	0	0	0	0	0	0	0	0
11. Medical professional liability.....	0	0	0	0	0	0	0	0	0	0	0	0
12. Earthquake.....	0	0	0	0	0	0	0	0	0	0	0	0
13. Group accident and health (b).....	0	0	0	0	0	0	0	0	0	0	0	0
14. Credit A&H (group and individual).....	0	0	0	0	0	0	0	0	0	0	0	0
15.1 Collectively renewable A&H (b).....	0	0	0	0	0	0	0	0	0	0	0	0
15.2 Non-cancelable A&H (b).....	0	0	0	0	0	0	0	0	0	0	0	0
15.3 Guaranteed renewable A&H (b).....	0	0	0	0	0	0	0	0	0	0	0	0
15.4 Non-renewable for stated reasons only (b).....	0	0	0	0	0	0	0	0	0	0	0	0
15.5 Other accident only.....	0	0	0	0	0	0	0	0	0	0	0	0
15.6 Medicare Title XVIII exempt from state taxes or fees.....	0	0	0	0	0	0	0	0	0	0	0	0
15.7 All other A&H (b).....	0	0	0	0	0	0	0	0	0	0	0	0
15.8 Federal employees health benefits plan premium.....	0	0	0	0	0	0	0	0	0	0	0	0
16. Workers' compensation.....	0	0	0	0	0	0	0	0	0	0	0	0
17.1 Other liability-occurrence.....	0	0	0	0	0	0	0	0	0	0	0	0
17.2 Other liability-claims-made.....	0	0	0	0	0	0	0	0	0	0	0	0
17.3 Excess workers' compensation.....	0	0	0	0	0	0	0	0	0	0	0	0
18. Products liability.....	0	0	0	0	0	0	0	0	0	0	0	0
19.1 Private passenger auto no-fault (personal injury protection).....	0	0	0	0	0	0	0	0	0	0	0	0
19.2 Other private passenger auto liability.....	184,178	190,799	0	39,827	34,880	79,878	53,177	3,213	6,969	4,139	367	8,080
19.3 Commercial auto no-fault (personal injury protection).....	0	0	0	0	0	0	0	0	0	0	0	0
19.4 Other commercial auto liability.....	0	0	0	0	0	0	0	0	0	0	0	0
21.1 Private passenger auto physical damage.....	173,731	176,455	0	39,070	78,705	82,395	6,050	0	47	89	311	7,632
21.2 Commercial auto physical damage.....	0	0	0	0	0	0	0	0	0	0	0	0
22. Aircraft (all perils).....	0	0	0	0	0	0	0	0	0	0	0	0
23. Fidelity.....	0	0	0	0	0	0	0	0	0	0	0	0
24. Surety.....	0	0	0	0	0	0	0	0	0	0	0	0
26. Burglary and theft.....	0	0	0	0	0	0	0	0	0	0	0	0
27. Boiler and machinery.....	0	0	0	0	0	0	0	0	0	0	0	0
28. Credit.....	0	0	0	0	0	0	0	0	0	0	0	0
30. Warranty.....	0	0	0	0	0	0	0	0	0	0	0	0
34. Aggregate write-ins for other lines of business.....	0	0	0	0	0	0	0	0	0	0	0	0
35. TOTALS (a).....	357,909	367,254	0	78,897	113,585	162,273	59,227	3,213	7,016	4,228	678	15,712

**DETAILS OF WRITE-INS**

3401. MISCELLANEOUS.....	0	0	0	0	0	0	0	0	0	0	0	0
3402. ....	0	0	0	0	0	0	0	0	0	0	0	0
3403. ....	0	0	0	0	0	0	0	0	0	0	0	0
3498. Summary of remaining write-ins for Line 34 from overflow page.....	0	0	0	0	0	0	0	0	0	0	0	0
3499. TOTALS (Lines 3401 through 3403 plus 3498) (Line 34 above).....	0	0	0	0	0	0	0	0	0	0	0	0

(a) Finance and service charges not included in Lines 1 to 35 \$.....1,230.

(b) For health business on indicated lines report: Number of persons insured under PPO managed care products.....0 and number of persons insured under indemnity only products.....0.

19.WV

**EXHIBIT OF PREMIUMS AND LOSSES (Statutory Page 14)**



NAIC Group Code....241 NAIC Company Code....40169

BUSINESS IN THE STATE OF WYOMING DURING THE YEAR

Line of Business	Gross Premiums, Including Policy and Membership Fees, Less Return Premiums and Premiums on Policies not Taken		3 Dividends Paid or Credited to Policyholders on Direct Business	4 Direct Unearned Premium Reserves	5 Direct Losses Paid (deducting salvage)	6 Direct Losses Incurred	7 Direct Losses Unpaid	8 Direct Defense and Cost Containment Expense Paid	9 Direct Defense and Cost Containment Expense Incurred	10 Direct Defense and Cost Containment Expense Unpaid	11 Commissions and Brokerage Expenses	12 Taxes, Licenses and Fees
	1 Direct Premiums Written	2 Direct Premiums Earned										
1. Fire.....	0	0	0	0	0	0	0	0	0	0	0	0
2.1 Allied lines.....	0	0	0	0	0	0	0	0	0	0	0	0
2.2 Multiple peril crop.....	0	0	0	0	0	0	0	0	0	0	0	0
2.3 Federal flood.....	0	0	0	0	0	0	0	0	0	0	0	0
2.4 Private crop.....	0	0	0	0	0	0	0	0	0	0	0	0
2.5 Private flood.....	0	0	0	0	0	0	0	0	0	0	0	0
3. Farmowners multiple peril.....	0	0	0	0	0	0	0	0	0	0	0	0
4. Homeowners multiple peril.....	0	0	0	0	0	0	0	0	0	0	0	0
5.1 Commercial multiple peril (non-liability portion).....	0	0	0	0	0	0	0	0	0	0	0	0
5.2 Commercial multiple peril (liability portion).....	0	0	0	0	0	0	0	0	0	0	0	0
6. Mortgage guaranty.....	0	0	0	0	0	0	0	0	0	0	0	0
8. Ocean marine.....	0	0	0	0	0	0	0	0	0	0	0	0
9. Inland marine.....	0	0	0	0	0	0	0	0	0	0	0	0
10. Financial guaranty.....	0	0	0	0	0	0	0	0	0	0	0	0
11. Medical professional liability.....	0	0	0	0	0	0	0	0	0	0	0	0
12. Earthquake.....	0	0	0	0	0	0	0	0	0	0	0	0
13. Group accident and health (b).....	0	0	0	0	0	0	0	0	0	0	0	0
14. Credit A&H (group and individual).....	0	0	0	0	0	0	0	0	0	0	0	0
15.1 Collectively renewable A&H (b).....	0	0	0	0	0	0	0	0	0	0	0	0
15.2 Non-cancelable A&H (b).....	0	0	0	0	0	0	0	0	0	0	0	0
15.3 Guaranteed renewable A&H (b).....	0	0	0	0	0	0	0	0	0	0	0	0
15.4 Non-renewable for stated reasons only (b).....	0	0	0	0	0	0	0	0	0	0	0	0
15.5 Other accident only.....	0	0	0	0	0	0	0	0	0	0	0	0
15.6 Medicare Title XVIII exempt from state taxes or fees.....	0	0	0	0	0	0	0	0	0	0	0	0
15.7 All other A&H (b).....	0	0	0	0	0	0	0	0	0	0	0	0
15.8 Federal employees health benefits plan premium.....	0	0	0	0	0	0	0	0	0	0	0	0
16. Workers' compensation.....	0	0	0	0	0	0	0	0	0	0	0	0
17.1 Other liability-occurrence.....	0	0	0	0	0	0	0	0	0	0	0	0
17.2 Other liability-claims-made.....	0	0	0	0	0	0	0	0	0	0	0	0
17.3 Excess workers' compensation.....	0	0	0	0	0	0	0	0	0	0	0	0
18. Products liability.....	0	0	0	0	0	0	0	0	0	0	0	0
19.1 Private passenger auto no-fault (personal injury protection).....	0	0	0	0	0	0	0	0	0	0	0	0
19.2 Other private passenger auto liability.....	0	0	0	0	0	0	0	0	0	0	0	0
19.3 Commercial auto no-fault (personal injury protection).....	0	0	0	0	0	0	0	0	0	0	0	0
19.4 Other commercial auto liability.....	0	0	0	0	0	0	0	0	0	0	0	0
21.1 Private passenger auto physical damage.....	0	0	0	0	0	0	0	0	0	0	0	0
21.2 Commercial auto physical damage.....	0	0	0	0	0	0	0	0	0	0	0	0
22. Aircraft (all perils).....	0	0	0	0	0	0	0	0	0	0	0	0
23. Fidelity.....	0	0	0	0	0	0	0	0	0	0	0	0
24. Surety.....	0	0	0	0	0	0	0	0	0	0	0	0
26. Burglary and theft.....	0	0	0	0	0	0	0	0	0	0	0	0
27. Boiler and machinery.....	0	0	0	0	0	0	0	0	0	0	0	0
28. Credit.....	0	0	0	0	0	0	0	0	0	0	0	0
30. Warranty.....	0	0	0	0	0	0	0	0	0	0	0	0
34. Aggregate write-ins for other lines of business.....	0	0	0	0	0	0	0	0	0	0	0	0
35. TOTALS (a).....	0	0	0	0	0	0	0	0	0	0	0	0

**DETAILS OF WRITE-INS**

3401. MISCELLANEOUS.....	0	0	0	0	0	0	0	0	0	0	0	0
3402. ....	0	0	0	0	0	0	0	0	0	0	0	0
3403. ....	0	0	0	0	0	0	0	0	0	0	0	0
3498. Summary of remaining write-ins for Line 34 from overflow page.....	0	0	0	0	0	0	0	0	0	0	0	0
3499. TOTALS (Lines 3401 through 3403 plus 3498) (Line 34 above).....	0	0	0	0	0	0	0	0	0	0	0	0

(a) Finance and service charges not included in Lines 1 to 35 \$.....0.

(b) For health business on indicated lines report: Number of persons insured under PPO managed care products.....0 and number of persons insured under indemnity only products.....0.

19.WVY

**Sch. F - Pt. 1**  
**NONE**

**Sch. F - Pt. 2**  
**NONE**

### SCHEDULE F - PART 3

Ceded Reinsurance as of December 31, Current Year (000 Omitted)

1 ID Number	2 NAIC Company Code	3 Name of Reinsurer	4 Domiciliary Jurisdiction	5 Special Code	6 Reinsurance Premiums Ceded	Reinsurance Recoverable on									Reinsurance Payable		18 Net Amount Recoverable From Reinsurers Col. 15-[16+17]	19 Funds Held By Company Under Reinsurance Treaties
						7 Paid Losses	8 Paid LAE	9 Known Case Loss Reserves	10 Known Case LAE Reserves	11 IBNR Loss Reserves	12 IBNR LAE Reserves	13 Unearned Premiums	14 Contingent Commissions	15 Cols. 7 through 14 Totals	16 Ceded Balances Payable	17 Other Amounts Due to Reinsurers		
<b>Authorized Affiliates-U.S. Non-Pool - Other</b>																		
13-2725441	26298...	Metropolitan Property and Casualty Insurance Company.....	RI.....		506,567	0	0	211,174	18,938	17,983	2,589	214,691	2,123	467,499	145,466	0	322,033	0
0399999	Total Authorized Affiliates - U.S. Non-Pool - Other.....				506,567	0	0	211,174	18,938	17,983	2,589	214,691	2,123	467,499	145,466	0	322,033	0
0499999	Total Authorized Affiliates - U.S. Non-Pool - Total.....				506,567	0	0	211,174	18,938	17,983	2,589	214,691	2,123	467,499	145,466	0	322,033	0
0899999	Total Authorized Affiliates.....				506,567	0	0	211,174	18,938	17,983	2,589	214,691	2,123	467,499	145,466	0	322,033	0
<b>Authorized Pools-Mandatory Pools</b>																		
AA-9991226	00000...	Virginia Fair Plan.....	VA.....		(7)	0	0	0	0	0	0	0	0	0	0	0	0	0
1099999	Total Authorized Pools - Mandatory Pools.....				(7)	0	0	0	0	0	0	0	0	0	0	0	0	0
1399999	Total Authorized.....				506,560	0	0	211,174	18,938	17,983	2,589	214,691	2,123	467,499	145,466	0	322,033	0
4099999	Total Authorized, Unauthorized and Certified.....				506,560	0	0	211,174	18,938	17,983	2,589	214,691	2,123	467,499	145,466	0	322,033	0
9999999	Totals.....				506,560	0	0	211,174	18,938	17,983	2,589	214,691	2,123	467,499	145,466	0	322,033	0

Note: A. Report the five largest provisional commission rates included in the cedant's reinsurance treaties. The commission rate to be reported is by contract with ceded premium in excess of \$50,000.

1 Name of Reinsurer	2 Commission Rate	3 Ceded Premium
(1) .....	0.0	0
(2) .....	0.0	0
(3) .....	0.0	0
(4) .....	0.0	0
(5) .....	0.0	0

B. Report the five largest reinsurance recoverables reported in Column 15, due from any one reinsurer (based on the total recoverables, Line 9999999, Column 15), the amount of ceded premium, and indicate whether the recoverables are due from an affiliated insurer.

1 Name of Reinsurer	2 Total Recoverables	3 Ceded Premiums	4 Affiliated	
(1) Metropolitan Property and Casualty Insurance Company.....	467,499	506,567	Yes [ X ]	No [ ]
(2) .....	0	0	Yes [ ]	No [ ]
(3) .....	0	0	Yes [ ]	No [ ]
(4) .....	0	0	Yes [ ]	No [ ]
(5) .....	0	0	Yes [ ]	No [ ]

**Sch. F - Pt. 4  
NONE**

**Sch. F - Pt. 5  
NONE**

**Sch. F - Pt. 6 - Sn. 1  
NONE**

**Sch. F - Pt. 6 - Sn. 2  
NONE**

**Sch. F - Pt. 7  
NONE**

**Sch. F - Pt. 8  
NONE**



**SCHEDULE F - PART 9**

## Restatement of Balance Sheet to Identify Net Credit for Reinsurance

	1 As Reported (Net of Ceded)	2 Restatement Adjustments	3 Restated (Gross of Ceded)
<b>ASSETS (Page 2, Col. 3)</b>			
1. Cash and invested assets (Line 12).....	55,972,432	0	55,972,432
2. Premiums and considerations (Line 15).....	145,465,969	0	145,465,969
3. Reinsurance recoverable on loss and loss adjustment expense payments (Line 16.1).....	0	0	0
4. Funds held by or deposited with reinsured companies (Line 16.2).....	0	0	0
5. Other assets.....	750,310	0	750,310
6. Net amount recoverable from reinsurers.....	0	338,353,060	338,353,060
7. Protected cell assets (Line 27).....	0	0	0
8. Totals (Line 28).....	202,188,711	338,353,060	540,541,771
<b>LIABILITIES (Page 3)</b>			
9. Losses and loss adjustment expenses (Lines 1 through 3).....	0	259,462,234	259,462,234
10. Taxes, expenses, and other obligations (Lines 4 through 8).....	0	7,071,954	7,071,954
11. Unearned premiums (Line 9).....	0	214,691,333	214,691,333
12. Advance premiums (Line 10).....	0	2,593,507	2,593,507
13. Dividends declared and unpaid (Line 11.1 and 11.2).....	0	0	0
14. Ceded reinsurance premiums payable (net of ceding commissions) (Line 12).....	145,465,968	(145,465,968)	0
15. Funds held by company under reinsurance treaties (Line 13).....	0	0	0
16. Amounts withheld or retained by company for account of others (Line 14).....	0	0	0
17. Provision for reinsurance (Line 16).....	0	0	0
18. Other liabilities.....	70,988	0	70,988
19. Total liabilities excluding protected cell business (Line 26).....	145,536,956	338,353,060	483,890,016
20. Protected cell liabilities (Line 27).....	0	0	0
21. Surplus as regards policyholders (Line 37).....	56,651,754	XXX	56,651,754
22. Totals (Line 38).....	202,188,710	338,353,060	540,541,770

NOTE: Is the restatement of this exhibit the result of grossing up balances ceded to affiliates under 100 percent reinsurance or pooling arrangements?..Yes [  ] No [  ]

If yes, give full explanation:

Effective January 1, 2001, the Company's parent entered into a 100% Restated Quota Share Reinsurance Agreement with its subsidiary companies. The Restated Quota Share

Reinsurance Treaty provides that the subsidiary companies obligate themselves to cede, and the parent obligates itself to accept, a 100% interest in each of the subsidiaries'

gross net liabilities and its premiums, losses, expenses, payment fees, dividends and direct agents balance.

**Sch. H - Pt. 1  
NONE**

**Sch. H - Pt. 2  
NONE**

**Sch. H - Pt. 3  
NONE**

**Sch. H - Pt. 4  
NONE**

**Sch. H - Pt. 5  
NONE**

**SCHEDULE P - PART 1A - HOMEOWNERS/FARMOWNERS**

(\$000 omitted)

Years in Which Premiums Were Earned and Losses Were Incurred	Premiums Earned			Loss and Loss Expense Payments						10 Salvage and Subrogation Received	11 Total Net Paid (Cols. 4 - 5 + 6 - 7 + 8 - 9)	12 Number of Claims Reported-Direct and Assumed
	1 Direct and Assumed	2 Ceded	3 Net (Cols. 1 - 2)	Loss Payments		Defense and Cost Containment Payments		Adjusting and Other Payments				
				4 Direct and Assumed	5 Ceded	6 Direct and Assumed	7 Ceded	8 Direct and Assumed	9 Ceded			
1. Prior.....	XXX.....	XXX.....	XXX.....	(0).....	(0).....	0.....	0.....	0.....	0.....	0.....	0.....	XXX.....
2. 2007.....	43,660.....	43,660.....	0.....	21,807.....	21,807.....	384.....	384.....	813.....	813.....	0.....	0.....	4,346.....
3. 2008.....	48,324.....	48,324.....	0.....	25,649.....	25,649.....	406.....	406.....	1,030.....	1,030.....	0.....	0.....	5,791.....
4. 2009.....	47,019.....	47,019.....	0.....	25,677.....	25,677.....	504.....	504.....	1,019.....	1,019.....	0.....	0.....	5,733.....
5. 2010.....	50,702.....	50,702.....	0.....	31,814.....	31,814.....	1,068.....	1,068.....	1,538.....	1,538.....	0.....	0.....	6,206.....
6. 2011.....	57,255.....	57,255.....	0.....	42,095.....	42,095.....	995.....	995.....	1,821.....	1,821.....	0.....	0.....	8,010.....
7. 2012.....	62,778.....	62,778.....	0.....	34,848.....	34,848.....	637.....	637.....	1,059.....	1,059.....	0.....	0.....	6,552.....
8. 2013.....	69,255.....	69,255.....	0.....	40,130.....	40,130.....	334.....	334.....	1,335.....	1,335.....	0.....	0.....	6,559.....
9. 2014.....	71,864.....	71,864.....	0.....	46,595.....	46,595.....	381.....	381.....	1,515.....	1,515.....	0.....	0.....	7,262.....
10. 2015.....	71,385.....	71,385.....	0.....	46,985.....	46,985.....	97.....	97.....	1,300.....	1,300.....	0.....	0.....	5,319.....
11. 2016.....	69,724.....	69,724.....	0.....	24,558.....	24,558.....	28.....	28.....	791.....	791.....	0.....	0.....	4,322.....
12. Totals.....	XXX.....	XXX.....	XXX.....	340,159.....	340,159.....	4,835.....	4,835.....	12,221.....	12,221.....	0.....	0.....	XXX.....

	Losses Unpaid				Defense and Cost Containment Unpaid				Adjusting and Other Unpaid		23 Salvage and Subrogation Anticipated	24 Total Net Losses and Expenses Unpaid	25 Number of Claims Outstanding-Direct and Assumed
	Case Basis		Bulk + IBNR		Case Basis		Bulk + IBNR		21 Direct and Assumed	22 Ceded			
	13 Direct and Assumed	14 Ceded	15 Direct and Assumed	16 Ceded	17 Direct and Assumed	18 Ceded	19 Direct and Assumed	20 Ceded					
1. Prior.....	0.....	0.....	0.....	0.....	0.....	0.....	0.....	0.....	0.....	0.....	0.....	0.....	1.....
2. 2007.....	0.....	0.....	0.....	0.....	0.....	0.....	0.....	0.....	0.....	0.....	0.....	0.....	0.....
3. 2008.....	49.....	49.....	51.....	51.....	1.....	1.....	1.....	1.....	6.....	6.....	0.....	0.....	2.....
4. 2009.....	0.....	0.....	0.....	0.....	0.....	0.....	0.....	0.....	0.....	0.....	0.....	0.....	0.....
5. 2010.....	55.....	55.....	71.....	71.....	4.....	4.....	3.....	3.....	21.....	21.....	0.....	0.....	5.....
6. 2011.....	374.....	374.....	423.....	423.....	9.....	9.....	9.....	9.....	53.....	53.....	0.....	0.....	8.....
7. 2012.....	340.....	340.....	159.....	159.....	27.....	27.....	5.....	5.....	96.....	96.....	0.....	0.....	5.....
8. 2013.....	29.....	29.....	214.....	214.....	2.....	2.....	8.....	8.....	32.....	32.....	0.....	0.....	2.....
9. 2014.....	721.....	721.....	733.....	733.....	53.....	53.....	25.....	25.....	232.....	232.....	0.....	0.....	18.....
10. 2015.....	432.....	432.....	885.....	885.....	16.....	16.....	29.....	29.....	133.....	133.....	0.....	0.....	26.....
11. 2016.....	3,025.....	3,025.....	2,284.....	2,284.....	103.....	103.....	78.....	78.....	543.....	543.....	0.....	0.....	228.....
12. Totals.....	5,025.....	5,025.....	4,820.....	4,820.....	214.....	214.....	158.....	158.....	1,116.....	1,116.....	0.....	0.....	295.....

	Total Losses and Loss Expenses Incurred			Loss and Loss Expense Percentage (Incurred/Premiums Earned)			Nontabular Discount		34 Inter-Company Pooling Participation Percentage	Net Balance Sheet Reserves after Discount	
	26 Direct and Assumed	27 Ceded	28 Net	29 Direct and Assumed	30 Ceded	31 Net	32 Loss	33 Loss Expense		35 Losses Unpaid	36 Loss Expenses Unpaid
1. Prior.....	XXX.....	XXX.....	XXX.....	XXX.....	XXX.....	XXX.....	0.....	0.....	XXX.....	0.....	0.....
2. 2007.....	23,005.....	23,005.....	0.....	52.7.....	52.7.....	0.0.....	0.....	0.....	0.00.....	0.....	0.....
3. 2008.....	27,192.....	27,192.....	0.....	56.3.....	56.3.....	0.0.....	0.....	0.....	0.00.....	0.....	0.....
4. 2009.....	27,201.....	27,201.....	0.....	57.9.....	57.9.....	0.0.....	0.....	0.....	0.00.....	0.....	0.....
5. 2010.....	34,574.....	34,574.....	0.....	68.2.....	68.2.....	0.0.....	0.....	0.....	0.00.....	0.....	0.....
6. 2011.....	45,778.....	45,778.....	0.....	80.0.....	80.0.....	0.0.....	0.....	0.....	0.00.....	0.....	0.....
7. 2012.....	37,171.....	37,171.....	0.....	59.2.....	59.2.....	0.0.....	0.....	0.....	0.00.....	0.....	0.....
8. 2013.....	42,085.....	42,085.....	0.....	60.8.....	60.8.....	0.0.....	0.....	0.....	0.00.....	0.....	0.....
9. 2014.....	50,255.....	50,255.....	0.....	69.9.....	69.9.....	0.0.....	0.....	0.....	0.00.....	0.....	0.....
10. 2015.....	49,877.....	49,877.....	0.....	69.9.....	69.9.....	0.0.....	0.....	0.....	0.00.....	0.....	0.....
11. 2016.....	31,410.....	31,410.....	0.....	45.0.....	45.0.....	0.0.....	0.....	0.....	0.00.....	0.....	0.....
12. Totals.....	XXX.....	XXX.....	XXX.....	XXX.....	XXX.....	XXX.....	0.....	0.....	XXX.....	0.....	0.....

**SCHEDULE P - PART 1B - PRIVATE PASSENGER AUTO LIABILITY/MEDICAL**

(\$000 omitted)

Years in Which Premiums Were Earned and Losses Were Incurred	Premiums Earned			Loss and Loss Expense Payments						10 Salvage and Subrogation Received	11 Total Net Paid (Cols. 4 - 5 + 6 - 7 + 8 - 9)	12 Number of Claims Reported-Direct and Assumed
	1 Direct and Assumed	2 Ceded	3 Net (Cols. 1 - 2)	Loss Payments		Defense and Cost Containment Payments		Adjusting and Other Payments				
				4 Direct and Assumed	5 Ceded	6 Direct and Assumed	7 Ceded	8 Direct and Assumed	9 Ceded			
1. Prior.....	XXX.....	XXX.....	XXX.....	146.....	146.....	61.....	61.....	29.....	29.....	0.....	0.....	XXX.....
2. 2007.....	340,841.....	340,841.....	0.....	204,974.....	204,974.....	10,096.....	10,096.....	4,464.....	4,464.....	0.....	0.....	50,000.....
3. 2008.....	357,415.....	357,415.....	0.....	222,308.....	222,308.....	10,889.....	10,889.....	4,841.....	4,841.....	0.....	0.....	51,223.....
4. 2009.....	351,480.....	351,480.....	0.....	234,722.....	234,722.....	10,945.....	10,945.....	4,912.....	4,912.....	0.....	0.....	50,341.....
5. 2010.....	351,949.....	351,949.....	0.....	237,858.....	237,858.....	9,943.....	9,943.....	4,890.....	4,890.....	0.....	0.....	51,398.....
6. 2011.....	357,460.....	357,460.....	0.....	231,383.....	231,383.....	8,544.....	8,544.....	4,453.....	4,453.....	0.....	0.....	50,208.....
7. 2012.....	352,354.....	352,354.....	0.....	213,352.....	213,352.....	6,348.....	6,348.....	3,625.....	3,625.....	0.....	0.....	45,866.....
8. 2013.....	339,657.....	339,657.....	0.....	201,614.....	201,614.....	4,090.....	4,090.....	2,980.....	2,980.....	0.....	0.....	43,320.....
9. 2014.....	322,171.....	322,171.....	0.....	185,205.....	185,205.....	2,656.....	2,656.....	2,421.....	2,421.....	0.....	0.....	41,477.....
10. 2015.....	303,547.....	303,547.....	0.....	154,227.....	154,227.....	1,649.....	1,649.....	1,909.....	1,909.....	0.....	0.....	38,265.....
11. 2016.....	281,322.....	281,322.....	0.....	84,268.....	84,268.....	182.....	182.....	949.....	949.....	0.....	0.....	32,899.....
12. Totals.....	XXX.....	XXX.....	XXX.....	1,970,057.....	1,970,057.....	65,402.....	65,402.....	35,472.....	35,472.....	0.....	0.....	XXX.....

	Losses Unpaid				Defense and Cost Containment Unpaid				Adjusting and Other Unpaid		23 Salvage and Subrogation Anticipated	24 Total Net Losses and Expenses Unpaid	25 Number of Claims Outstanding-Direct and Assumed
	Case Basis		Bulk + IBNR		Case Basis		Bulk + IBNR		21 Direct and Assumed	22 Ceded			
	13 Direct and Assumed	14 Ceded	15 Direct and Assumed	16 Ceded	17 Direct and Assumed	18 Ceded	19 Direct and Assumed	20 Ceded					
1. Prior.....	1,065.....	1,065.....	379.....	379.....	220.....	220.....	90.....	90.....	130.....	130.....	0.....	0.....	346.....
2. 2007.....	346.....	346.....	46.....	46.....	35.....	35.....	8.....	8.....	14.....	14.....	0.....	0.....	31.....
3. 2008.....	829.....	829.....	129.....	129.....	81.....	81.....	14.....	14.....	27.....	27.....	0.....	0.....	33.....
4. 2009.....	305.....	305.....	64.....	64.....	32.....	32.....	9.....	9.....	14.....	14.....	0.....	0.....	53.....
5. 2010.....	1,527.....	1,527.....	692.....	692.....	162.....	162.....	116.....	116.....	109.....	109.....	0.....	0.....	107.....
6. 2011.....	3,414.....	3,414.....	988.....	988.....	342.....	342.....	121.....	121.....	156.....	156.....	0.....	0.....	157.....
7. 2012.....	6,160.....	6,160.....	1,539.....	1,539.....	568.....	568.....	166.....	166.....	230.....	230.....	0.....	0.....	191.....
8. 2013.....	11,597.....	11,597.....	2,339.....	2,339.....	1,074.....	1,074.....	235.....	235.....	397.....	397.....	0.....	0.....	350.....
9. 2014.....	20,265.....	20,265.....	4,381.....	4,381.....	1,864.....	1,864.....	456.....	456.....	704.....	704.....	0.....	0.....	693.....
10. 2015.....	41,936.....	41,936.....	12,216.....	12,216.....	3,847.....	3,847.....	1,365.....	1,365.....	1,597.....	1,597.....	0.....	0.....	1,651.....
11. 2016.....	81,581.....	81,581.....	28,736.....	28,736.....	7,310.....	7,310.....	2,905.....	2,905.....	3,678.....	3,678.....	0.....	0.....	7,209.....
12. Totals.....	169,025.....	169,025.....	51,512.....	51,512.....	15,535.....	15,535.....	5,484.....	5,484.....	7,056.....	7,056.....	0.....	0.....	10,821.....

	Total Losses and Loss Expenses Incurred			Loss and Loss Expense Percentage (Incurred/Premiums Earned)			Nontabular Discount		34 Inter-Company Pooling Participation Percentage	Net Balance Sheet Reserves after Discount	
	26 Direct and Assumed	27 Ceded	28 Net	29 Direct and Assumed	30 Ceded	31 Net	32 Loss	33 Loss Expense		35 Losses Unpaid	36 Loss Expenses Unpaid
1. Prior.....	XXX.....	XXX.....	XXX.....	XXX.....	XXX.....	XXX.....	0.....	0.....	XXX.....	0.....	0.....
2. 2007.....	219,983.....	219,983.....	0.....	64.5.....	64.5.....	0.0.....	0.....	0.....	0.00.....	0.....	0.....
3. 2008.....	239,118.....	239,118.....	0.....	66.9.....	66.9.....	0.0.....	0.....	0.....	0.00.....	0.....	0.....
4. 2009.....	251,003.....	251,003.....	0.....	71.4.....	71.4.....	0.0.....	0.....	0.....	0.00.....	0.....	0.....
5. 2010.....	255,298.....	255,298.....	0.....	72.5.....	72.5.....	0.0.....	0.....	0.....	0.00.....	0.....	0.....
6. 2011.....	249,400.....	249,400.....	0.....	69.8.....	69.8.....	0.0.....	0.....	0.....	0.00.....	0.....	0.....
7. 2012.....	231,987.....	231,987.....	0.....	65.8.....	65.8.....	0.0.....	0.....	0.....	0.00.....	0.....	0.....
8. 2013.....	224,325.....	224,325.....	0.....	66.0.....	66.0.....	0.0.....	0.....	0.....	0.00.....	0.....	0.....
9. 2014.....	217,953.....	217,953.....	0.....	67.7.....	67.7.....	0.0.....	0.....	0.....	0.00.....	0.....	0.....
10. 2015.....	218,746.....	218,746.....	0.....	72.1.....	72.1.....	0.0.....	0.....	0.....	0.00.....	0.....	0.....
11. 2016.....	209,609.....	209,609.....	0.....	74.5.....	74.5.....	0.0.....	0.....	0.....	0.00.....	0.....	0.....
12. Totals.....	XXX.....	XXX.....	XXX.....	XXX.....	XXX.....	XXX.....	0.....	0.....	XXX.....	0.....	0.....

**SCHEDULE P - PART 1C - COMMERCIAL AUTO/TRUCK LIABILITY/MEDICAL**

(\$000 omitted)

Years in Which Premiums Were Earned and Losses Were Incurred	Premiums Earned			Loss and Loss Expense Payments						10 Salvage and Subrogation Received	11 Total Net Paid (Cols. 4 - 5 + 6 - 7 + 8 - 9)	12 Number of Claims Reported-Direct and Assumed
	1 Direct and Assumed	2 Ceded	3 Net (Cols. 1 - 2)	Loss Payments		Defense and Cost Containment Payments		Adjusting and Other Payments				
				4 Direct and Assumed	5 Ceded	6 Direct and Assumed	7 Ceded	8 Direct and Assumed	9 Ceded			
1. Prior.....	XXX	XXX	XXX	0	0	0	0	0	0	0	0	XXX
2. 2007.....	0	0	0	0	0	0	0	0	0	0	0	0
3. 2008.....	0	0	0	0	0	0	0	0	0	0	0	0
4. 2009.....	0	0	0	0	0	0	0	0	0	0	0	0
5. 2010.....	0	0	0	0	0	0	0	0	0	0	0	0
6. 2011.....	0	0	0	0	0	0	0	0	0	0	0	0
7. 2012.....	0	0	0	0	0	0	0	0	0	0	0	0
8. 2013.....	0	0	0	0	0	0	0	0	0	0	0	0
9. 2014.....	0	0	0	0	0	0	0	0	0	0	0	0
10. 2015.....	0	0	0	0	0	0	0	0	0	0	0	0
11. 2016.....	73	73	0	3	3	0	0	0	0	0	0	2
12. Totals.....	XXX	XXX	XXX	3	3	0	0	0	0	0	0	XXX

	Losses Unpaid				Defense and Cost Containment Unpaid				Adjusting and Other Unpaid		23 Salvage and Subrogation Anticipated	24 Total Net Losses and Expenses Unpaid	25 Number of Claims Outstanding-Direct and Assumed
	Case Basis		Bulk + IBNR		Case Basis		Bulk + IBNR		21 Direct and Assumed	22 Ceded			
	13 Direct and Assumed	14 Ceded	15 Direct and Assumed	16 Ceded	17 Direct and Assumed	18 Ceded	19 Direct and Assumed	20 Ceded					
1. Prior.....	0	0	0	0	0	0	0	0	0	0	0	0	0
2. 2007.....	0	0	0	0	0	0	0	0	0	0	0	0	0
3. 2008.....	0	0	0	0	0	0	0	0	0	0	0	0	0
4. 2009.....	0	0	0	0	0	0	0	0	0	0	0	0	0
5. 2010.....	0	0	0	0	0	0	0	0	0	0	0	0	0
6. 2011.....	0	0	0	0	0	0	0	0	0	0	0	0	0
7. 2012.....	0	0	0	0	0	0	0	0	0	0	0	0	0
8. 2013.....	0	0	0	0	0	0	0	0	0	0	0	0	0
9. 2014.....	0	0	0	0	0	0	0	0	0	0	0	0	0
10. 2015.....	0	0	0	0	0	0	0	0	0	0	0	0	0
11. 2016.....	0	0	34	34	0	0	2	2	0	0	0	0	0
12. Totals.....	0	0	35	35	0	0	2	2	0	0	0	0	0

	Total Losses and Loss Expenses Incurred			Loss and Loss Expense Percentage (Incurred/Premiums Earned)			Nontabular Discount		34 Inter-Company Pooling Participation Percentage	Net Balance Sheet Reserves after Discount	
	26 Direct and Assumed	27 Ceded	28 Net	29 Direct and Assumed	30 Ceded	31 Net	32 Loss	33 Loss Expense		35 Losses Unpaid	36 Loss Expenses Unpaid
1. Prior.....	XXX	XXX	XXX	XXX	XXX	XXX	0	0	XXX	0	0
2. 2007.....	0	0	0	0.0	0.0	0.0	0	0	0.00	0	0
3. 2008.....	0	0	0	0.0	0.0	0.0	0	0	0.00	0	0
4. 2009.....	0	0	0	0.0	0.0	0.0	0	0	0.00	0	0
5. 2010.....	0	0	0	0.0	0.0	0.0	0	0	0.00	0	0
6. 2011.....	0	0	0	0.0	0.0	0.0	0	0	0.00	0	0
7. 2012.....	0	0	0	0.0	0.0	0.0	0	0	0.00	0	0
8. 2013.....	0	0	0	0.0	0.0	0.0	0	0	0.00	0	0
9. 2014.....	0	0	0	0.0	0.0	0.0	0	0	0.00	0	0
10. 2015.....	0	0	0	74.4	74.4	0.0	0	0	0.00	0	0
11. 2016.....	40	40	0	54.6	54.6	0.0	0	0	0.00	0	0
12. Totals.....	XXX	XXX	XXX	XXX	XXX	XXX	0	0	XXX	0	0

**SCHEDULE P - PART 1D - WORKERS' COMPENSATION  
(EXCLUDING EXCESS WORKERS' COMPENSATION)**

(\$000 omitted)

Years in Which Premiums Were Earned and Losses Were Incurred	Premiums Earned			Loss and Loss Expense Payments							12 Number of Claims Reported- Direct and Assumed	
	1 Direct and Assumed	2 Ceded	3 Net (Cols. 1 - 2)	Loss Payments		Defense and Cost Containment Payments		Adjusting and Other Payments		10 Salvage and Subrogation Received		11 Total Net Paid (Cols. 4 - 5 + 6 - 7 + 8 - 9)
				4 Direct and Assumed	5 Ceded	6 Direct and Assumed	7 Ceded	8 Direct and Assumed	9 Ceded			
1. Prior.....	XXX	XXX	XXX	0	0	0	0	0	0	0	0	XXX
2. 2007.....	0	0	0	0	0	0	0	0	0	0	0	0
3. 2008.....	0	0	0	0	0	0	0	0	0	0	0	0
4. 2009.....	0	0	0	0	0	0	0	0	0	0	0	0
5. 2010.....	0	0	0	0	0	0	0	0	0	0	0	0
6. 2011.....	0	0	0	0	0	0	0	0	0	0	0	0
7. 2012.....	0	0	0	0	0	0	0	0	0	0	0	0
8. 2013.....	0	0	0	0	0	0	0	0	0	0	0	0
9. 2014.....	0	0	0	0	0	0	0	0	0	0	0	0
10. 2015.....	0	0	0	0	0	0	0	0	0	0	0	0
11. 2016.....	0	0	0	0	0	0	0	0	0	0	0	0
12. Totals....	XXX	XXX	XXX	0	0	0	0	0	0	0	0	XXX

	Losses Unpaid				Defense and Cost Containment Unpaid				Adjusting and Other Unpaid		23 Salvage and Subrogation Anticipated	24 Total Net Losses and Expenses Unpaid	25 Number of Claims Outstanding- Direct and Assumed
	Case Basis		Bulk + IBNR		Case Basis		Bulk + IBNR		21 Direct and Assumed	22 Ceded			
	13 Direct and Assumed	14 Ceded	15 Direct and Assumed	16 Ceded	17 Direct and Assumed	18 Ceded	19 Direct and Assumed	20 Ceded					
1. Prior.....	0	0	0	0	0	0	0	0	0	0	0	0	0
2. 2007.....	0	0	0	0	0	0	0	0	0	0	0	0	0
3. 2008.....	0	0	0	0	0	0	0	0	0	0	0	0	0
4. 2009.....	0	0	0	0	0	0	0	0	0	0	0	0	0
5. 2010.....	0	0	0	0	0	0	0	0	0	0	0	0	0
6. 2011.....	0	0	0	0	0	0	0	0	0	0	0	0	0
7. 2012.....	0	0	0	0	0	0	0	0	0	0	0	0	0
8. 2013.....	0	0	0	0	0	0	0	0	0	0	0	0	0
9. 2014.....	0	0	0	0	0	0	0	0	0	0	0	0	0
10. 2015.....	0	0	0	0	0	0	0	0	0	0	0	0	0
11. 2016.....	0	0	0	0	0	0	0	0	0	0	0	0	0
12. Totals....	0	0	0	0	0	0	0	0	0	0	0	0	0

**NONE**

	Total Losses and Loss Expenses Incurred			Loss and Loss Expense Percentage (Incurred/Premiums Earned)			Nontabular Discount		34 Inter- Company Pooling Participation Percentage	Net Balance Sheet Reserves after Discount	
	26 Direct and Assumed	27 Ceded	28 Net	29 Direct and Assumed	30 Ceded	31 Net	32 Loss	33 Loss Expense		35 Losses Unpaid	36 Loss Expenses Unpaid
2. 2007.....	0	0	0	0.0	0.0	0.0	0	0	0.00	0	0
3. 2008.....	0	0	0	0.0	0.0	0.0	0	0	0.00	0	0
4. 2009.....	0	0	0	0.0	0.0	0.0	0	0	0.00	0	0
5. 2010.....	0	0	0	0.0	0.0	0.0	0	0	0.00	0	0
6. 2011.....	0	0	0	0.0	0.0	0.0	0	0	0.00	0	0
7. 2012.....	0	0	0	0.0	0.0	0.0	0	0	0.00	0	0
8. 2013.....	0	0	0	0.0	0.0	0.0	0	0	0.00	0	0
9. 2014.....	0	0	0	0.0	0.0	0.0	0	0	0.00	0	0
10. 2015.....	0	0	0	0.0	0.0	0.0	0	0	0.00	0	0
11. 2016.....	0	0	0	0.0	0.0	0.0	0	0	0.00	0	0
12. Totals....	XXX	XXX	XXX	XXX	XXX	XXX	0	0	XXX	0	0

**SCHEDULE P - PART 1E - COMMERCIAL MULTIPLE PERIL**

(\$000 omitted)

Years in Which Premiums Were Earned and Losses Were Incurred	Premiums Earned			Loss and Loss Expense Payments						10 Salvage and Subrogation Received	11 Total Net Paid (Cols. 4 - 5 + 6 - 7 + 8 - 9)	12 Number of Claims Reported-Direct and Assumed
	1 Direct and Assumed	2 Ceded	3 Net (Cols. 1 - 2)	Loss Payments		Defense and Cost Containment Payments		Adjusting and Other Payments				
				4 Direct and Assumed	5 Ceded	6 Direct and Assumed	7 Ceded	8 Direct and Assumed	9 Ceded			
1. Prior.....	XXX	XXX	XXX	0	0	0	0	0	0	0	0	XXX
2. 2007.....	0	0	0	0	0	0	0	0	0	0	0	0
3. 2008.....	0	0	0	0	0	0	0	0	0	0	0	0
4. 2009.....	0	0	0	0	0	0	0	0	0	0	0	0
5. 2010.....	0	0	0	0	0	0	0	0	0	0	0	0
6. 2011.....	0	0	0	0	0	0	0	0	0	0	0	0
7. 2012.....	0	0	0	0	0	0	0	0	0	0	0	0
8. 2013.....	0	0	0	0	0	0	0	0	0	0	0	0
9. 2014.....	2	2	0	0	0	0	0	0	0	0	0	0
10. 2015.....	65	65	0	0	0	0	0	0	0	0	0	0
11. 2016.....	250	250	0	24	24	0	0	2	2	0	0	8
12. Totals.....	XXX	XXX	XXX	24	24	0	0	2	2	0	0	XXX

	Losses Unpaid				Defense and Cost Containment Unpaid				Adjusting and Other Unpaid		23 Salvage and Subrogation Anticipated	24 Total Net Losses and Expenses Unpaid	25 Number of Claims Outstanding-Direct and Assumed
	Case Basis		Bulk + IBNR		Case Basis		Bulk + IBNR		21 Direct and Assumed	22 Ceded			
	13 Direct and Assumed	14 Ceded	15 Direct and Assumed	16 Ceded	17 Direct and Assumed	18 Ceded	19 Direct and Assumed	20 Ceded					
1. Prior.....	0	0	0	0	0	0	0	0	0	0	0	0	0
2. 2007.....	0	0	0	0	0	0	0	0	0	0	0	0	0
3. 2008.....	0	0	0	0	0	0	0	0	0	0	0	0	0
4. 2009.....	0	0	0	0	0	0	0	0	0	0	0	0	0
5. 2010.....	0	0	0	0	0	0	0	0	0	0	0	0	0
6. 2011.....	0	0	0	0	0	0	0	0	0	0	0	0	0
7. 2012.....	0	0	0	0	0	0	0	0	0	0	0	0	0
8. 2013.....	0	0	0	0	0	0	0	0	0	0	0	0	0
9. 2014.....	0	0	1	1	0	0	0	0	0	0	0	0	0
10. 2015.....	0	0	29	29	0	0	4	4	0	0	0	0	0
11. 2016.....	20	20	113	113	0	0	16	16	3	3	0	0	5
12. Totals.....	20	20	143	143	0	0	20	20	3	3	0	0	5

	Total Losses and Loss Expenses Incurred			Loss and Loss Expense Percentage (Incurred/Premiums Earned)			Nontabular Discount		34 Inter-Company Pooling Participation Percentage	Net Balance Sheet Reserves after Discount	
	26 Direct and Assumed	27 Ceded	28 Net	29 Direct and Assumed	30 Ceded	31 Net	32 Loss	33 Loss Expense		35 Losses Unpaid	36 Loss Expenses Unpaid
1. Prior.....	XXX	XXX	XXX	XXX	XXX	XXX	0	0	XXX	0	0
2. 2007.....	0	0	0	0.0	0.0	0.0	0	0	0.00	0	0
3. 2008.....	0	0	0	0.0	0.0	0.0	0	0	0.00	0	0
4. 2009.....	0	0	0	0.0	0.0	0.0	0	0	0.00	0	0
5. 2010.....	0	0	0	0.0	0.0	0.0	0	0	0.00	0	0
6. 2011.....	0	0	0	0.0	0.0	0.0	0	0	0.00	0	0
7. 2012.....	0	0	0	0.0	0.0	0.0	0	0	0.00	0	0
8. 2013.....	0	0	0	0.0	0.0	0.0	0	0	0.00	0	0
9. 2014.....	1	1	0	70.1	70.1	0.0	0	0	0.00	0	0
10. 2015.....	33	33	0	50.9	50.9	0.0	0	0	0.00	0	0
11. 2016.....	177	177	0	70.9	70.9	0.0	0	0	0.00	0	0
12. Totals.....	XXX	XXX	XXX	XXX	XXX	XXX	0	0	XXX	0	0

**Sch. P - Pt. 1F - Sn. 1  
NONE**

**Sch. P - Pt. 1F - Sn. 2  
NONE**

**Sch. P - Pt. 1G  
NONE**

**Sch. P - Pt. 1H - Sn. 1  
NONE**

**Sch. P - Pt. 1H - Sn. 2  
NONE**



**SCHEDULE P - PART 11 - SPECIAL PROPERTY (FIRE, ALLIED LINES, INLAND MARINE,  
EARTHQUAKE, BURGLARY AND THEFT)**  
(\$000 omitted)

Years in Which Premiums Were Earned and Losses Were Incurred	Premiums Earned			Loss and Loss Expense Payments						12 Number of Claims Reported- Direct and Assumed		
	1  Direct and Assumed	2  Ceded	3  Net (Cols. 1 - 2)	Loss Payments		Defense and Cost Containment Payments		Adjusting and Other Payments			10  Salvage and Subrogation Received	11  Total Net Paid (Cols. 4 - 5 + 6 - 7 + 8 - 9)
				4  Direct and Assumed	5  Ceded	6  Direct and Assumed	7  Ceded	8  Direct and Assumed	9  Ceded			
1. Prior.....	.....XXX.....	.....XXX.....	.....XXX.....	.....6.....	.....6.....	.....1.....	.....1.....	.....0.....	.....0.....	.....0.....	.....0.....	.....XXX.....
2. 2015.....	.....2,456.....	.....2,456.....	.....0.....	.....594.....	.....594.....	.....3.....	.....3.....	.....2.....	.....2.....	.....0.....	.....0.....	.....XXX.....
3. 2016.....	.....2,418.....	.....2,418.....	.....0.....	.....397.....	.....397.....	.....1.....	.....1.....	.....1.....	.....1.....	.....0.....	.....0.....	.....XXX.....
4. Totals....	.....XXX.....	.....XXX.....	.....XXX.....	.....997.....	.....997.....	.....4.....	.....4.....	.....4.....	.....4.....	.....0.....	.....0.....	.....XXX.....

	Losses Unpaid				Defense and Cost Containment Unpaid				Adjusting and Other Unpaid		23  Salvage and Subrogation Anticipated	24  Total Net Losses and Expenses Unpaid	25  Number of Claims Outstanding- Direct and Assumed
	Case Basis		Bulk + IBNR		Case Basis		Bulk + IBNR		21  Direct and Assumed	22  Ceded			
	13  Direct and Assumed	14  Ceded	15  Direct and Assumed	16  Ceded	17  Direct and Assumed	18  Ceded	19  Direct and Assumed	20  Ceded					
1. Prior.....	.....0.....	.....0.....	.....47.....	.....47.....	.....0.....	.....0.....	.....1.....	.....1.....	.....5.....	.....5.....	.....0.....	.....0.....	.....0.....
2. 2015.....	.....0.....	.....0.....	.....26.....	.....26.....	.....(0).....	.....(0).....	.....1.....	.....1.....	.....2.....	.....2.....	.....0.....	.....0.....	.....0.....
3. 2016.....	.....5.....	.....5.....	.....53.....	.....53.....	.....1.....	.....1.....	.....2.....	.....2.....	.....5.....	.....5.....	.....0.....	.....0.....	.....1.....
4. Totals..	.....5.....	.....5.....	.....126.....	.....126.....	.....1.....	.....1.....	.....4.....	.....4.....	.....12.....	.....12.....	.....0.....	.....0.....	.....1.....

	Total Losses and Loss Expenses Incurred			Loss and Loss Expense Percentage (Incurred/Premiums Earned)			Nontabular Discount		34  Inter-Company Pooling Participation Percentage	Net Balance Sheet Reserves after Discount	
	26  Direct and Assumed	27  Ceded	28  Net	29  Direct and Assumed	30  Ceded	31  Net	32  Loss	33  Loss Expense		35  Losses Unpaid	36  Loss Expenses Unpaid
1. Prior..	.....XXX.....	.....XXX.....	.....XXX.....	.....XXX.....	.....XXX.....	.....XXX.....	.....0.....	.....0.....	.....XXX.....	.....0.....	.....0.....
2. 2015.	.....629.....	.....629.....	.....0.....	.....25.6.....	.....25.6.....	.....0.0.....	.....0.....	.....0.....	.....0.00.....	.....0.....	.....0.....
3. 2016.	.....464.....	.....464.....	.....0.....	.....19.2.....	.....19.2.....	.....0.0.....	.....0.....	.....0.....	.....0.00.....	.....0.....	.....0.....
4. Totals	.....XXX.....	.....XXX.....	.....XXX.....	.....XXX.....	.....XXX.....	.....XXX.....	.....0.....	.....0.....	.....XXX.....	.....0.....	.....0.....

**SCHEDULE P - PART 1J - AUTO PHYSICAL DAMAGE**

(\$000 omitted)

Years in Which Premiums Were Earned and Losses Were Incurred	Premiums Earned			Loss and Loss Expense Payments								12 Number of Claims Reported-Direct and Assumed
	1 Direct and Assumed	2 Ceded	3 Net (Cols. 1 - 2)	Loss Payments		Defense and Cost Containment Payments		Adjusting and Other Payments		10 Salvage and Subrogation Received	11 Total Net Paid (Cols. 4 - 5 + 6 - 7 + 8 - 9)	
				4 Direct and Assumed	5 Ceded	6 Direct and Assumed	7 Ceded	8 Direct and Assumed	9 Ceded			
1. Prior.....	.....XXX.....	.....XXX.....	.....XXX.....	.....(172)	.....(172)	.....46	.....46	.....7	.....7	.....0	.....0	.....XXX.....
2. 2015.....	.....171,640	.....171,640	.....0	.....97,412	.....97,412	.....400	.....400	.....1,512	.....1,512	.....0	.....0	.....78,956
3. 2016.....	.....165,976	.....165,976	.....0	.....95,838	.....95,838	.....186	.....186	.....1,125	.....1,125	.....0	.....0	.....70,120
4. Totals....	.....XXX.....	.....XXX.....	.....XXX.....	.....193,079	.....193,079	.....632	.....632	.....2,643	.....2,643	.....0	.....0	.....XXX.....

	Losses Unpaid				Defense and Cost Containment Unpaid				Adjusting and Other Unpaid		23 Salvage and Subrogation Anticipated	24 Total Net Losses and Expenses Unpaid	25 Number of Claims Outstanding-Direct and Assumed
	Case Basis		Bulk + IBNR		Case Basis		Bulk + IBNR		21 Direct and Assumed	22 Ceded			
	13 Direct and Assumed	14 Ceded	15 Direct and Assumed	16 Ceded	17 Direct and Assumed	18 Ceded	19 Direct and Assumed	20 Ceded					
1. Prior.....	.....325	.....325	.....(207)	.....(207)	.....(1)	.....(1)	.....4	.....4	.....16	.....16	.....0	.....0	.....41
2. 2015.....	.....82	.....82	.....(341)	.....(341)	.....(1)	.....(1)	.....7	.....7	.....35	.....35	.....0	.....0	.....16
3. 2016.....	.....7,818	.....7,818	.....(9,230)	.....(9,230)	.....(85)	.....(85)	.....186	.....186	.....540	.....540	.....0	.....0	.....2,267
4. Totals....	.....8,224	.....8,224	.....(9,778)	.....(9,778)	.....(86)	.....(86)	.....197	.....197	.....591	.....591	.....0	.....0	.....2,324

	Total Losses and Loss Expenses Incurred			Loss and Loss Expense Percentage (Incurred/Premiums Earned)			Nontabular Discount		34 Inter-Company Pooling Participation Percentage	Net Balance Sheet Reserves after Discount	
	26 Direct and Assumed	27 Ceded	28 Net	29 Direct and Assumed	30 Ceded	31 Net	32 Loss	33 Loss Expense		35 Losses Unpaid	36 Loss Expenses Unpaid
2. 2015..	.....99,106	.....99,106	.....0	.....57.7	.....57.7	.....0.0	.....0	.....0	.....0.00	.....0	.....0
3. 2016..	.....96,378	.....96,378	.....0	.....58.1	.....58.1	.....0.0	.....0	.....0	.....0.00	.....0	.....0
4. Totals	.....XXX.....	.....XXX.....	.....XXX.....	.....XXX.....	.....XXX.....	.....XXX.....	.....0	.....0	.....XXX.....	.....0	.....0

**Sch. P - Pt. 1K  
NONE**

**Sch. P - Pt. 1L  
NONE**

**Sch. P - Pt. 1M  
NONE**

**Sch. P - Pt. 1N  
NONE**

**Sch. P - Pt. 1O  
NONE**

**Sch. P - Pt. 1P  
NONE**

**Sch. P - Pt. 1R - Sn. 1  
NONE**

**Sch. P - Pt. 1R - Sn. 2  
NONE**

**Sch. P - Pt. 1S  
NONE**

**Sch. P - Pt. 1T  
NONE**

**Sch. P - Pt. 2A  
NONE**

**Sch. P - Pt. 2B  
NONE**

**Sch. P - Pt. 2C  
NONE**

**Sch. P - Pt. 2D  
NONE**

**Sch. P - Pt. 2E  
NONE**

**Sch. P - Pt. 2F - Sn. 1  
NONE**

**Sch. P - Pt. 2F - Sn. 2  
NONE**

**Sch. P - Pt. 2G  
NONE**

**Sch. P - Pt. 2H - Sn. 1  
NONE**

**Sch. P - Pt. 2H - Sn. 2  
NONE**

**Sch. P - Pt. 2I  
NONE**

**Sch. P - Pt. 2J  
NONE**

**Sch. P - Pt. 2K  
NONE**

**Sch. P - Pt. 2L  
NONE**

**Sch. P - Pt. 2M  
NONE**

**Sch. P - Pt. 2N  
NONE**

**Sch. P - Pt. 2O  
NONE**

**Sch. P - Pt. 2P  
NONE**

**Sch. P - Pt. 2R - Sn. 1  
NONE**

**Sch. P - Pt. 2R - Sn. 2  
NONE**

**Sch. P - Pt. 2S  
NONE**

**Sch. P - Pt. 2T  
NONE**

**SCHEDULE P - PART 3A - HOMEOWNERS/FARMOWNERS**

Years in Which Losses Were Incurred	Cumulative Paid Net Losses and Defense and Cost Containment Expenses Reported at Year End (\$000 omitted)										11 Number of Claims Closed With Loss Payment	12 Number of Claims Closed Without Loss Payment	
	1 2007	2 2008	3 2009	4 2010	5 2011	6 2012	7 2013	8 2014	9 2015	10 2016			
1. Prior.....	.000.....	.0.....	.0.....	.0.....	.0.....	.0.....	.0.....	.0.....	.0.....	.0.....	.0.....	.0.....	.0.....
2. 2007.....	.0.....	.0.....	.0.....	.0.....	.0.....	.0.....	.0.....	.0.....	.0.....	.0.....	.0.....	3,294.....	1,052.....
3. 2008.....	.XXX.....	.0.....	.0.....	.0.....	.0.....	.0.....	.0.....	.0.....	.0.....	.0.....	.0.....	4,449.....	1,340.....
4. 2009.....	.XXX.....	.XXX.....	.0.....	.0.....	.0.....	.0.....	.0.....	.0.....	.0.....	.0.....	.0.....	4,478.....	1,255.....
5. 2010.....	.XXX.....	.XXX.....	.XXX.....	.0.....	.0.....	.0.....	.0.....	.0.....	.0.....	.0.....	.0.....	4,777.....	1,424.....
6. 2011.....	.XXX.....	.XXX.....	.XXX.....	.XXX.....	.0.....	.0.....	.0.....	.0.....	.0.....	.0.....	.0.....	6,165.....	1,837.....
7. 2012.....	.XXX.....	.XXX.....	.XXX.....	.XXX.....	.XXX.....	.0.....	.0.....	.0.....	.0.....	.0.....	.0.....	4,984.....	1,563.....
8. 2013.....	.XXX.....	.XXX.....	.XXX.....	.XXX.....	.XXX.....	.XXX.....	.0.....	.0.....	.0.....	.0.....	.0.....	5,019.....	1,538.....
9. 2014.....	.XXX.....	.XXX.....	.XXX.....	.XXX.....	.XXX.....	.XXX.....	.XXX.....	.0.....	.0.....	.0.....	.0.....	5,643.....	1,601.....
10. 2015.....	.XXX.....	.XXX.....	.XXX.....	.XXX.....	.XXX.....	.XXX.....	.XXX.....	.XXX.....	.0.....	.0.....	.0.....	4,232.....	1,061.....
11. 2016.....	.XXX.....	.XXX.....	.XXX.....	.XXX.....	.XXX.....	.XXX.....	.XXX.....	.XXX.....	.XXX.....	.0.....	.0.....	3,099.....	995.....

**SCHEDULE P - PART 3B - PRIVATE PASSENGER AUTO LIABILITY/MEDICAL**

1. Prior.....	.000.....	.0.....	.0.....	.0.....	.0.....	.0.....	.0.....	.0.....	.0.....	.0.....	.0.....	.7.....	.5.....
2. 2007.....	.0.....	.0.....	.0.....	.0.....	.0.....	.0.....	.0.....	.0.....	.0.....	.0.....	.0.....	39,129.....	10,840.....
3. 2008.....	.XXX.....	.0.....	.0.....	.0.....	.0.....	.0.....	.0.....	.0.....	.0.....	.0.....	.0.....	40,016.....	11,174.....
4. 2009.....	.XXX.....	.XXX.....	.0.....	.0.....	.0.....	.0.....	.0.....	.0.....	.0.....	.0.....	.0.....	38,725.....	11,563.....
5. 2010.....	.XXX.....	.XXX.....	.XXX.....	.0.....	.0.....	.0.....	.0.....	.0.....	.0.....	.0.....	.0.....	38,635.....	12,656.....
6. 2011.....	.XXX.....	.XXX.....	.XXX.....	.XXX.....	.0.....	.0.....	.0.....	.0.....	.0.....	.0.....	.0.....	37,244.....	12,807.....
7. 2012.....	.XXX.....	.XXX.....	.XXX.....	.XXX.....	.XXX.....	.0.....	.0.....	.0.....	.0.....	.0.....	.0.....	34,133.....	11,542.....
8. 2013.....	.XXX.....	.XXX.....	.XXX.....	.XXX.....	.XXX.....	.XXX.....	.0.....	.0.....	.0.....	.0.....	.0.....	32,221.....	10,749.....
9. 2014.....	.XXX.....	.XXX.....	.XXX.....	.XXX.....	.XXX.....	.XXX.....	.XXX.....	.0.....	.0.....	.0.....	.0.....	30,128.....	10,656.....
10. 2015.....	.XXX.....	.XXX.....	.XXX.....	.XXX.....	.XXX.....	.XXX.....	.XXX.....	.XXX.....	.0.....	.0.....	.0.....	27,097.....	9,517.....
11. 2016.....	.XXX.....	.XXX.....	.XXX.....	.XXX.....	.XXX.....	.XXX.....	.XXX.....	.XXX.....	.XXX.....	.0.....	.0.....	18,698.....	6,992.....

**SCHEDULE P - PART 3C - COMMERCIAL AUTO/TRUCK LIABILITY/MEDICAL**

1. Prior.....	.000.....	.0.....	.0.....	.0.....	.0.....	.0.....	.0.....	.0.....	.0.....	.0.....	.0.....	.0.....	.0.....
2. 2007.....	.0.....	.0.....	.0.....	.0.....	.0.....	.0.....	.0.....	.0.....	.0.....	.0.....	.0.....	.0.....	.0.....
3. 2008.....	.XXX.....	.0.....	.0.....	.0.....	.0.....	.0.....	.0.....	.0.....	.0.....	.0.....	.0.....	.0.....	.0.....
4. 2009.....	.XXX.....	.XXX.....	.0.....	.0.....	.0.....	.0.....	.0.....	.0.....	.0.....	.0.....	.0.....	.0.....	.0.....
5. 2010.....	.XXX.....	.XXX.....	.XXX.....	.0.....	.0.....	.0.....	.0.....	.0.....	.0.....	.0.....	.0.....	.0.....	.0.....
6. 2011.....	.XXX.....	.XXX.....	.XXX.....	.XXX.....	.0.....	.0.....	.0.....	.0.....	.0.....	.0.....	.0.....	.0.....	.0.....
7. 2012.....	.XXX.....	.XXX.....	.XXX.....	.XXX.....	.XXX.....	.0.....	.0.....	.0.....	.0.....	.0.....	.0.....	.0.....	.0.....
8. 2013.....	.XXX.....	.XXX.....	.XXX.....	.XXX.....	.XXX.....	.XXX.....	.0.....	.0.....	.0.....	.0.....	.0.....	.0.....	.0.....
9. 2014.....	.XXX.....	.XXX.....	.XXX.....	.XXX.....	.XXX.....	.XXX.....	.XXX.....	.0.....	.0.....	.0.....	.0.....	.0.....	.0.....
10. 2015.....	.XXX.....	.XXX.....	.XXX.....	.XXX.....	.XXX.....	.XXX.....	.XXX.....	.XXX.....	.0.....	.0.....	.0.....	.0.....	.0.....
11. 2016.....	.XXX.....	.XXX.....	.XXX.....	.XXX.....	.XXX.....	.XXX.....	.XXX.....	.XXX.....	.XXX.....	.0.....	.0.....	.0.....	.2.....

**SCHEDULE P - PART 3D - WORKERS' COMPENSATION  
(EXCLUDING EXCESS WORKERS' COMPENSATION)**

1. Prior.....	.000.....	.0.....	.0.....	.0.....	.0.....	.0.....	.0.....	.0.....	.0.....	.0.....	.0.....	.0.....	.0.....
2. 2007.....	.0.....	.0.....	.0.....	.0.....	.0.....	.0.....	.0.....	.0.....	.0.....	.0.....	.0.....	.0.....	.0.....
3. 2008.....	.XXX.....	.0.....	.0.....	.0.....	.0.....	.0.....	.0.....	.0.....	.0.....	.0.....	.0.....	.0.....	.0.....
4. 2009.....	.XXX.....	.XXX.....	.0.....	.0.....	.0.....	.0.....	.0.....	.0.....	.0.....	.0.....	.0.....	.0.....	.0.....
5. 2010.....	.XXX.....	.XXX.....	.XXX.....	.0.....	.0.....	.0.....	.0.....	.0.....	.0.....	.0.....	.0.....	.0.....	.0.....
6. 2011.....	.XXX.....	.XXX.....	.XXX.....	.XXX.....	.0.....	.0.....	.0.....	.0.....	.0.....	.0.....	.0.....	.0.....	.0.....
7. 2012.....	.XXX.....	.XXX.....	.XXX.....	.XXX.....	.XXX.....	.0.....	.0.....	.0.....	.0.....	.0.....	.0.....	.0.....	.0.....
8. 2013.....	.XXX.....	.XXX.....	.XXX.....	.XXX.....	.XXX.....	.XXX.....	.0.....	.0.....	.0.....	.0.....	.0.....	.0.....	.0.....
9. 2014.....	.XXX.....	.XXX.....	.XXX.....	.XXX.....	.XXX.....	.XXX.....	.XXX.....	.0.....	.0.....	.0.....	.0.....	.0.....	.0.....
10. 2015.....	.XXX.....	.XXX.....	.XXX.....	.XXX.....	.XXX.....	.XXX.....	.XXX.....	.XXX.....	.0.....	.0.....	.0.....	.0.....	.0.....
11. 2016.....	.XXX.....	.XXX.....	.XXX.....	.XXX.....	.XXX.....	.XXX.....	.XXX.....	.XXX.....	.XXX.....	.0.....	.0.....	.0.....	.0.....

**NONE**

**SCHEDULE P - PART 3E - COMMERCIAL MULTIPLE PERIL**

1. Prior.....	.000.....	.0.....	.0.....	.0.....	.0.....	.0.....	.0.....	.0.....	.0.....	.0.....	.0.....	.0.....	.0.....
2. 2007.....	.0.....	.0.....	.0.....	.0.....	.0.....	.0.....	.0.....	.0.....	.0.....	.0.....	.0.....	.0.....	.0.....
3. 2008.....	.XXX.....	.0.....	.0.....	.0.....	.0.....	.0.....	.0.....	.0.....	.0.....	.0.....	.0.....	.0.....	.0.....
4. 2009.....	.XXX.....	.XXX.....	.0.....	.0.....	.0.....	.0.....	.0.....	.0.....	.0.....	.0.....	.0.....	.0.....	.0.....
5. 2010.....	.XXX.....	.XXX.....	.XXX.....	.0.....	.0.....	.0.....	.0.....	.0.....	.0.....	.0.....	.0.....	.0.....	.0.....
6. 2011.....	.XXX.....	.XXX.....	.XXX.....	.XXX.....	.0.....	.0.....	.0.....	.0.....	.0.....	.0.....	.0.....	.0.....	.0.....
7. 2012.....	.XXX.....	.XXX.....	.XXX.....	.XXX.....	.XXX.....	.0.....	.0.....	.0.....	.0.....	.0.....	.0.....	.0.....	.0.....
8. 2013.....	.XXX.....	.XXX.....	.XXX.....	.XXX.....	.XXX.....	.XXX.....	.0.....	.0.....	.0.....	.0.....	.0.....	.0.....	.0.....
9. 2014.....	.XXX.....	.XXX.....	.XXX.....	.XXX.....	.XXX.....	.XXX.....	.XXX.....	.0.....	.0.....	.0.....	.0.....	.0.....	.0.....
10. 2015.....	.XXX.....	.XXX.....	.XXX.....	.XXX.....	.XXX.....	.XXX.....	.XXX.....	.XXX.....	.0.....	.0.....	.0.....	.0.....	.0.....
11. 2016.....	.XXX.....	.XXX.....	.XXX.....	.XXX.....	.XXX.....	.XXX.....	.XXX.....	.XXX.....	.XXX.....	.0.....	.0.....	.2.....	.1.....

**SCHEDULE P - PART 3F - SECTION 1 - MEDICAL PROFESSIONAL LIABILITY - OCCURRENCE**

Years in Which Losses Were Incurred	Cumulative Paid Net Losses and Defense and Cost Containment Expenses Reported at Year End (\$000 omitted)										11 Number of Claims Closed With Loss Payment	12 Number of Claims Closed Without Loss Payment	
	1 2007	2 2008	3 2009	4 2010	5 2011	6 2012	7 2013	8 2014	9 2015	10 2016			
1. Prior.....	.000.....	.0.....	.0.....	.0.....	.0.....	.0.....	.0.....	.0.....	.0.....	.0.....	.0.....	.0.....	.0.....
2. 2007.....	.0.....	.0.....	.0.....	.0.....	.0.....	.0.....	.0.....	.0.....	.0.....	.0.....	.0.....	.0.....	.0.....
3. 2008.....	.XXX.....	.0.....	.0.....	.0.....	.0.....	.0.....	.0.....	.0.....	.0.....	.0.....	.0.....	.0.....	.0.....
4. 2009.....	.XXX.....	.XXX.....	.0.....	.0.....	.0.....	.0.....	.0.....	.0.....	.0.....	.0.....	.0.....	.0.....	.0.....
5. 2010.....	.XXX.....	.XXX.....	.XXX.....	.0.....	.0.....	.0.....	.0.....	.0.....	.0.....	.0.....	.0.....	.0.....	.0.....
6. 2011.....	.XXX.....	.XXX.....	.XXX.....	.XXX.....	.0.....	.0.....	.0.....	.0.....	.0.....	.0.....	.0.....	.0.....	.0.....
7. 2012.....	.XXX.....	.XXX.....	.XXX.....	.XXX.....	.XXX.....	.0.....	.0.....	.0.....	.0.....	.0.....	.0.....	.0.....	.0.....
8. 2013.....	.XXX.....	.XXX.....	.XXX.....	.XXX.....	.XXX.....	.XXX.....	.0.....	.0.....	.0.....	.0.....	.0.....	.0.....	.0.....
9. 2014.....	.XXX.....	.XXX.....	.XXX.....	.XXX.....	.XXX.....	.XXX.....	.XXX.....	.0.....	.0.....	.0.....	.0.....	.0.....	.0.....
10. 2015.....	.XXX.....	.XXX.....	.XXX.....	.XXX.....	.XXX.....	.XXX.....	.XXX.....	.XXX.....	.0.....	.0.....	.0.....	.0.....	.0.....
11. 2016.....	.XXX.....	.XXX.....	.XXX.....	.XXX.....	.XXX.....	.XXX.....	.XXX.....	.XXX.....	.XXX.....	.0.....	.0.....	.0.....	.0.....

**NONE**

**SCHEDULE P - PART 3F - SECTION 2 - MEDICAL PROFESSIONAL LIABILITY - CLAIMS-MADE**

1. Prior.....	.000.....	.0.....	.0.....	.0.....	.0.....	.0.....	.0.....	.0.....	.0.....	.0.....	.0.....	.0.....	.0.....
2. 2007.....	.0.....	.0.....	.0.....	.0.....	.0.....	.0.....	.0.....	.0.....	.0.....	.0.....	.0.....	.0.....	.0.....
3. 2008.....	.XXX.....	.0.....	.0.....	.0.....	.0.....	.0.....	.0.....	.0.....	.0.....	.0.....	.0.....	.0.....	.0.....
4. 2009.....	.XXX.....	.XXX.....	.0.....	.0.....	.0.....	.0.....	.0.....	.0.....	.0.....	.0.....	.0.....	.0.....	.0.....
5. 2010.....	.XXX.....	.XXX.....	.XXX.....	.0.....	.0.....	.0.....	.0.....	.0.....	.0.....	.0.....	.0.....	.0.....	.0.....
6. 2011.....	.XXX.....	.XXX.....	.XXX.....	.XXX.....	.0.....	.0.....	.0.....	.0.....	.0.....	.0.....	.0.....	.0.....	.0.....
7. 2012.....	.XXX.....	.XXX.....	.XXX.....	.XXX.....	.XXX.....	.0.....	.0.....	.0.....	.0.....	.0.....	.0.....	.0.....	.0.....
8. 2013.....	.XXX.....	.XXX.....	.XXX.....	.XXX.....	.XXX.....	.XXX.....	.0.....	.0.....	.0.....	.0.....	.0.....	.0.....	.0.....
9. 2014.....	.XXX.....	.XXX.....	.XXX.....	.XXX.....	.XXX.....	.XXX.....	.XXX.....	.0.....	.0.....	.0.....	.0.....	.0.....	.0.....
10. 2015.....	.XXX.....	.XXX.....	.XXX.....	.XXX.....	.XXX.....	.XXX.....	.XXX.....	.XXX.....	.0.....	.0.....	.0.....	.0.....	.0.....
11. 2016.....	.XXX.....	.XXX.....	.XXX.....	.XXX.....	.XXX.....	.XXX.....	.XXX.....	.XXX.....	.XXX.....	.0.....	.0.....	.0.....	.0.....

**NONE**

**SCHEDULE P - PART 3G - SPECIAL LIABILITY (OCEAN MARINE, AIRCRAFT (ALL PERILS), BOILER AND MACHINERY)**

1. Prior.....	.000.....	.0.....	.0.....	.0.....	.0.....	.0.....	.0.....	.0.....	.0.....	.0.....	.XXX.....	.XXX.....
2. 2007.....	.0.....	.0.....	.0.....	.0.....	.0.....	.0.....	.0.....	.0.....	.0.....	.0.....	.XXX.....	.XXX.....
3. 2008.....	.XXX.....	.0.....	.0.....	.0.....	.0.....	.0.....	.0.....	.0.....	.0.....	.0.....	.XXX.....	.XXX.....
4. 2009.....	.XXX.....	.XXX.....	.0.....	.0.....	.0.....	.0.....	.0.....	.0.....	.0.....	.0.....	.XXX.....	.XXX.....
5. 2010.....	.XXX.....	.XXX.....	.XXX.....	.0.....	.0.....	.0.....	.0.....	.0.....	.0.....	.0.....	.XXX.....	.XXX.....
6. 2011.....	.XXX.....	.XXX.....	.XXX.....	.XXX.....	.0.....	.0.....	.0.....	.0.....	.0.....	.0.....	.XXX.....	.XXX.....
7. 2012.....	.XXX.....	.XXX.....	.XXX.....	.XXX.....	.XXX.....	.0.....	.0.....	.0.....	.0.....	.0.....	.XXX.....	.XXX.....
8. 2013.....	.XXX.....	.XXX.....	.XXX.....	.XXX.....	.XXX.....	.XXX.....	.0.....	.0.....	.0.....	.0.....	.XXX.....	.XXX.....
9. 2014.....	.XXX.....	.XXX.....	.XXX.....	.XXX.....	.XXX.....	.XXX.....	.XXX.....	.0.....	.0.....	.0.....	.XXX.....	.XXX.....
10. 2015.....	.XXX.....	.XXX.....	.XXX.....	.XXX.....	.XXX.....	.XXX.....	.XXX.....	.XXX.....	.0.....	.0.....	.XXX.....	.XXX.....
11. 2016.....	.XXX.....	.XXX.....	.XXX.....	.XXX.....	.XXX.....	.XXX.....	.XXX.....	.XXX.....	.XXX.....	.0.....	.XXX.....	.XXX.....

**NONE**

**SCHEDULE P - PART 3H - SECTION 1 - OTHER LIABILITY - OCCURRENCE**

1. Prior.....	.000.....	.0.....	.0.....	.0.....	.0.....	.0.....	.0.....	.0.....	.0.....	.0.....	.0.....	.0.....
2. 2007.....	.0.....	.0.....	.0.....	.0.....	.0.....	.0.....	.0.....	.0.....	.0.....	.0.....	.0.....	.0.....
3. 2008.....	.XXX.....	.0.....	.0.....	.0.....	.0.....	.0.....	.0.....	.0.....	.0.....	.0.....	.0.....	.0.....
4. 2009.....	.XXX.....	.XXX.....	.0.....	.0.....	.0.....	.0.....	.0.....	.0.....	.0.....	.0.....	.0.....	.0.....
5. 2010.....	.XXX.....	.XXX.....	.XXX.....	.0.....	.0.....	.0.....	.0.....	.0.....	.0.....	.0.....	.0.....	.0.....
6. 2011.....	.XXX.....	.XXX.....	.XXX.....	.XXX.....	.0.....	.0.....	.0.....	.0.....	.0.....	.0.....	.0.....	.0.....
7. 2012.....	.XXX.....	.XXX.....	.XXX.....	.XXX.....	.XXX.....	.0.....	.0.....	.0.....	.0.....	.0.....	.0.....	.0.....
8. 2013.....	.XXX.....	.XXX.....	.XXX.....	.XXX.....	.XXX.....	.XXX.....	.0.....	.0.....	.0.....	.0.....	.0.....	.0.....
9. 2014.....	.XXX.....	.XXX.....	.XXX.....	.XXX.....	.XXX.....	.XXX.....	.XXX.....	.0.....	.0.....	.0.....	.0.....	.0.....
10. 2015.....	.XXX.....	.XXX.....	.XXX.....	.XXX.....	.XXX.....	.XXX.....	.XXX.....	.XXX.....	.0.....	.0.....	.0.....	.0.....
11. 2016.....	.XXX.....	.XXX.....	.XXX.....	.XXX.....	.XXX.....	.XXX.....	.XXX.....	.XXX.....	.XXX.....	.0.....	.0.....	.0.....

**NONE**

**SCHEDULE P - PART 3H - SECTION 2 - OTHER LIABILITY - CLAIMS-MADE**

1. Prior.....	.000.....	.0.....	.0.....	.0.....	.0.....	.0.....	.0.....	.0.....	.0.....	.0.....	.0.....	.0.....
2. 2007.....	.0.....	.0.....	.0.....	.0.....	.0.....	.0.....	.0.....	.0.....	.0.....	.0.....	.0.....	.0.....
3. 2008.....	.XXX.....	.0.....	.0.....	.0.....	.0.....	.0.....	.0.....	.0.....	.0.....	.0.....	.0.....	.0.....
4. 2009.....	.XXX.....	.XXX.....	.0.....	.0.....	.0.....	.0.....	.0.....	.0.....	.0.....	.0.....	.0.....	.0.....
5. 2010.....	.XXX.....	.XXX.....	.XXX.....	.0.....	.0.....	.0.....	.0.....	.0.....	.0.....	.0.....	.0.....	.0.....
6. 2011.....	.XXX.....	.XXX.....	.XXX.....	.XXX.....	.0.....	.0.....	.0.....	.0.....	.0.....	.0.....	.0.....	.0.....
7. 2012.....	.XXX.....	.XXX.....	.XXX.....	.XXX.....	.XXX.....	.0.....	.0.....	.0.....	.0.....	.0.....	.0.....	.0.....
8. 2013.....	.XXX.....	.XXX.....	.XXX.....	.XXX.....	.XXX.....	.XXX.....	.0.....	.0.....	.0.....	.0.....	.0.....	.0.....
9. 2014.....	.XXX.....	.XXX.....	.XXX.....	.XXX.....	.XXX.....	.XXX.....	.XXX.....	.0.....	.0.....	.0.....	.0.....	.0.....
10. 2015.....	.XXX.....	.XXX.....	.XXX.....	.XXX.....	.XXX.....	.XXX.....	.XXX.....	.XXX.....	.0.....	.0.....	.0.....	.0.....
11. 2016.....	.XXX.....	.XXX.....	.XXX.....	.XXX.....	.XXX.....	.XXX.....	.XXX.....	.XXX.....	.XXX.....	.0.....	.0.....	.0.....

**NONE**

**SCHEDULE P - PART 3I - SPECIAL PROPERTY (FIRE, ALLIED LINES, INLAND MARINE, EARTHQUAKE, BURGLARY AND THEFT)**

Years in Which Losses Were Incurred	Cumulative Paid Net Losses and Defense and Containment Expenses Reported at Year End (\$000 omitted)										11 Number of Claims Closed With Loss Payment	12 Number of Claims Closed Without Loss Payment
	1 2007	2 2008	3 2009	4 2010	5 2011	6 2012	7 2013	8 2014	9 2015	10 2016		
1. Prior.....	XXX	XXX	XXX	XXX	XXX	XXX	XXX	000	0	0	XXX	XXX
2. 2015.....	XXX	XXX	XXX	XXX	XXX	XXX	XXX	XXX	0	0	XXX	XXX
3. 2016.....	XXX	XXX	XXX	XXX	XXX	XXX	XXX	XXX	XXX	0	XXX	XXX

**SCHEDULE P - PART 3J - AUTO PHYSICAL DAMAGE**

1. Prior.....	XXX	XXX	XXX	XXX	XXX	XXX	XXX	000	0	0	0	0
2. 2015.....	XXX	XXX	XXX	XXX	XXX	XXX	XXX	XXX	0	0	68,160	10,780
3. 2016.....	XXX	XXX	XXX	XXX	XXX	XXX	XXX	XXX	XXX	0	58,960	8,893

**SCHEDULE P - PART 3K - FIDELITY/SURETY**

1. Prior.....	XXX	XXX	XXX	XXX	XXX	XXX	XXX	000	0	0	XXX	XXX
2. 2015.....	XXX	XXX	XXX	XXX	XXX	XXX	XXX	XXX	0	0	XXX	XXX
3. 2016.....	XXX	XXX	XXX	XXX	XXX	XXX	XXX	XXX	XXX	0	XXX	XXX

**SCHEDULE P - PART 3L - OTHER (INCLUDING CREDIT, ACCIDENT AND HEALTH)**

1. Prior.....	XXX	XXX	XXX	XXX	XXX	XXX	XXX	000	0	0	XXX	XXX
2. 2015.....	XXX	XXX	XXX	XXX	XXX	XXX	XXX	XXX	0	0	XXX	XXX
3. 2016.....	XXX	XXX	XXX	XXX	XXX	XXX	XXX	XXX	XXX	0	XXX	XXX

**SCHEDULE P - PART 3M - INTERNATIONAL**

1. Prior.....	000	0	0	0	0	0	0	0	0	0	XXX	XXX
2. 2007.....	0	0	0	0	0	0	0	0	0	0	XXX	XXX
3. 2008.....	XXX	0	0	0	0	0	0	0	0	0	XXX	XXX
4. 2009.....	XXX	XXX	0	0	0	0	0	0	0	0	XXX	XXX
5. 2010.....	XXX	XXX	XXX	0	0	0	0	0	0	0	XXX	XXX
6. 2011.....	XXX	XXX	XXX	XXX	0	0	0	0	0	0	XXX	XXX
7. 2012.....	XXX	XXX	XXX	XXX	XXX	0	0	0	0	0	XXX	XXX
8. 2013.....	XXX	XXX	XXX	XXX	XXX	XXX	0	0	0	0	XXX	XXX
9. 2014.....	XXX	XXX	XXX	XXX	XXX	XXX	XXX	0	0	0	XXX	XXX
10. 2015.....	XXX	XXX	XXX	XXX	XXX	XXX	XXX	XXX	0	0	XXX	XXX
11. 2016.....	XXX	XXX	XXX	XXX	XXX	XXX	XXX	XXX	XXX	0	XXX	XXX

**Sch. P - Pt. 3N  
NONE**

**Sch. P - Pt. 3O  
NONE**

**Sch. P - Pt. 3P  
NONE**

**Sch. P - Pt. 3R - Sn. 1  
NONE**

**Sch. P - Pt. 3R - Sn. 2  
NONE**

**Sch. P - Pt. 3S  
NONE**

**Sch. P - Pt. 3T  
NONE**

**Sch. P - Pt. 4A  
NONE**

**Sch. P - Pt. 4B  
NONE**

**Sch. P - Pt. 4C  
NONE**

**Sch. P - Pt. 4D  
NONE**

**Sch. P - Pt. 4E  
NONE**

**Sch. P Pt. 4F - Sn. 1  
NONE**

**Sch. P Pt. 4F - Sn. 2  
NONE**

**Sch. P - Pt. 4G  
NONE**

**Sch. P - Pt. 4H - Sn. 1  
NONE**

**Sch. P - Pt. 4H - Sn. 2  
NONE**



**Sch. P - Pt. 4I  
NONE**

**Sch. P - Pt. 4J  
NONE**

**Sch. P - Pt. 4K  
NONE**

**Sch. P - Pt. 4L  
NONE**

**Sch. P - Pt. 4M  
NONE**

**Sch. P - Pt. 4N  
NONE**

**Sch. P - Pt. 4O  
NONE**

**Sch. P - Pt. 4P  
NONE**

**Sch. P - Pt. 4R - Sn. 1  
NONE**

**Sch. P - Pt. 4R - Sn. 2  
NONE**

**Sch. P - Pt. 4S  
NONE**

**Sch. P - Pt. 4T  
NONE**

**SCHEDULE P - PART 5A - HOMEOWNERS/FARMOWNERS**

**SECTION 1**

Years in Which Premiums Were Earned and Losses Were Incurred	Cumulative Number of Claims Closed with Loss Payment Direct and Assumed at Year End									
	1 2007	2 2008	3 2009	4 2010	5 2011	6 2012	7 2013	8 2014	9 2015	10 2016
1. Prior.....	593	44	51	25	8	1	1	2	0	0
2. 2007.....	2,753	3,242	3,277	3,284	3,286	3,288	3,293	3,294	3,294	3,294
3. 2008.....	XXX	3,753	4,401	4,440	4,441	4,446	4,448	4,448	4,449	4,449
4. 2009.....	XXX	XXX	3,955	4,427	4,455	4,472	4,474	4,476	4,478	4,478
5. 2010.....	XXX	XXX	XXX	4,172	4,722	4,748	4,763	4,775	4,776	4,777
6. 2011.....	XXX	XXX	XXX	XXX	5,405	6,107	6,143	6,155	6,162	6,165
7. 2012.....	XXX	XXX	XXX	XXX	XXX	4,297	4,933	4,963	4,978	4,984
8. 2013.....	XXX	XXX	XXX	XXX	XXX	XXX	4,367	4,970	5,010	5,019
9. 2014.....	XXX	XXX	XXX	XXX	XXX	XXX	XXX	5,103	5,624	5,643
10. 2015.....	XXX	XXX	XXX	XXX	XXX	XXX	XXX	XXX	3,563	4,232
11. 2016.....	XXX	XXX	XXX	XXX	XXX	XXX	XXX	XXX	XXX	3,099

**SECTION 2**

Years in Which Premiums Were Earned and Losses Were Incurred	Number of Claims Outstanding Direct and Assumed at Year End									
	1 2007	2 2008	3 2009	4 2010	5 2011	6 2012	7 2013	8 2014	9 2015	10 2016
1. Prior.....	59	30	22	32	4	3	2	1	1	1
2. 2007.....	271	22	11	14	7	6	2	0	0	0
3. 2008.....	XXX	350	34	22	16	6	4	3	2	2
4. 2009.....	XXX	XXX	236	43	25	10	4	3	0	0
5. 2010.....	XXX	XXX	XXX	291	49	36	20	8	5	5
6. 2011.....	XXX	XXX	XXX	XXX	290	45	18	11	7	8
7. 2012.....	XXX	XXX	XXX	XXX	XXX	277	52	23	9	5
8. 2013.....	XXX	XXX	XXX	XXX	XXX	XXX	334	33	12	2
9. 2014.....	XXX	XXX	XXX	XXX	XXX	XXX	XXX	256	33	18
10. 2015.....	XXX	XXX	XXX	XXX	XXX	XXX	XXX	XXX	342	26
11. 2016.....	XXX	XXX	XXX	XXX	XXX	XXX	XXX	XXX	XXX	228

**SECTION 3**

Years in Which Premiums Were Earned and Losses Were Incurred	Cumulative Number of Claims Reported Direct and Assumed at Year End									
	1 2007	2 2008	3 2009	4 2010	5 2011	6 2012	7 2013	8 2014	9 2015	10 2016
1. Prior.....	454	47	50	25	(8)	1	1	1	0	0
2. 2007.....	3,829	4,299	4,330	4,345	4,345	4,346	4,347	4,346	4,346	4,346
3. 2008.....	XXX	5,225	5,752	5,787	5,792	5,792	5,791	5,791	5,791	5,791
4. 2009.....	XXX	XXX	5,271	5,709	5,735	5,734	5,734	5,734	5,733	5,733
5. 2010.....	XXX	XXX	XXX	5,705	6,174	6,202	6,203	6,203	6,204	6,206
6. 2011.....	XXX	XXX	XXX	XXX	7,304	7,972	7,991	7,997	8,007	8,010
7. 2012.....	XXX	XXX	XXX	XXX	XXX	5,925	6,526	6,549	6,548	6,552
8. 2013.....	XXX	XXX	XXX	XXX	XXX	XXX	6,049	6,527	6,559	6,559
9. 2014.....	XXX	XXX	XXX	XXX	XXX	XXX	XXX	6,811	7,246	7,262
10. 2015.....	XXX	XXX	XXX	XXX	XXX	XXX	XXX	XXX	4,780	5,319
11. 2016.....	XXX	XXX	XXX	XXX	XXX	XXX	XXX	XXX	XXX	4,322

## SCHEDULE P - PART 5B - PRIVATE PASSENGER AUTO LIABILITY/MEDICAL

### SECTION 1

Years in Which Premiums Were Earned and Losses Were Incurred	Cumulative Number of Claims Closed with Loss Payment Direct and Assumed at Year End									
	1 2007	2 2008	3 2009	4 2010	5 2011	6 2012	7 2013	8 2014	9 2015	10 2016
1. Prior.....	10,824	2,363	1,137	488	208	74	40	23	9	7
2. 2007.....	26,686	36,575	38,095	38,651	38,903	39,028	39,082	39,111	39,121	39,129
3. 2008.....	XXX	28,125	37,577	38,887	39,467	39,786	39,927	39,972	40,005	40,016
4. 2009.....	XXX	XXX	27,284	36,283	37,608	38,269	38,521	38,649	38,703	38,725
5. 2010.....	XXX	XXX	XXX	27,044	36,175	37,657	38,248	38,456	38,563	38,635
6. 2011.....	XXX	XXX	XXX	XXX	26,577	35,160	36,388	36,907	37,138	37,244
7. 2012.....	XXX	XXX	XXX	XXX	XXX	24,537	32,417	33,463	33,937	34,133
8. 2013.....	XXX	XXX	XXX	XXX	XXX	XXX	23,222	30,723	31,889	32,221
9. 2014.....	XXX	XXX	XXX	XXX	XXX	XXX	XXX	21,574	29,176	30,128
10. 2015.....	XXX	XXX	XXX	XXX	XXX	XXX	XXX	XXX	20,259	27,097
11. 2016.....	XXX	XXX	XXX	XXX	XXX	XXX	XXX	XXX	XXX	18,698

### SECTION 2

Years in Which Premiums Were Earned and Losses Were Incurred	Number of Claims Outstanding Direct and Assumed at Year End									
	1 2007	2 2008	3 2009	4 2010	5 2011	6 2012	7 2013	8 2014	9 2015	10 2016
1. Prior.....	4,965	2,538	1,303	755	525	431	388	364	355	346
2. 2007.....	11,234	2,612	1,144	565	281	145	85	53	44	31
3. 2008.....	XXX	10,987	2,490	1,193	626	283	133	86	47	33
4. 2009.....	XXX	XXX	11,130	2,510	1,220	554	298	143	80	53
5. 2010.....	XXX	XXX	XXX	11,024	2,496	1,120	548	317	196	107
6. 2011.....	XXX	XXX	XXX	XXX	10,382	2,175	1,001	517	276	157
7. 2012.....	XXX	XXX	XXX	XXX	XXX	9,344	1,790	837	391	191
8. 2013.....	XXX	XXX	XXX	XXX	XXX	XXX	8,884	1,690	643	350
9. 2014.....	XXX	XXX	XXX	XXX	XXX	XXX	XXX	8,711	1,526	693
10. 2015.....	XXX	XXX	XXX	XXX	XXX	XXX	XXX	XXX	8,030	1,651
11. 2016.....	XXX	XXX	XXX	XXX	XXX	XXX	XXX	XXX	XXX	7,209

### SECTION 3

Years in Which Premiums Were Earned and Losses Were Incurred	Cumulative Number of Claims Reported Direct and Assumed at Year End									
	1 2007	2 2008	3 2009	4 2010	5 2011	6 2012	7 2013	8 2014	9 2015	10 2016
1. Prior.....	3,530	363	152	46	11	4	4	0	1	0
2. 2007.....	45,955	49,543	49,855	49,951	49,983	49,993	49,997	49,997	50,000	50,000
3. 2008.....	XXX	47,567	50,823	51,096	51,179	51,206	51,216	51,219	51,222	51,223
4. 2009.....	XXX	XXX	47,151	49,929	50,192	50,298	50,328	50,333	50,340	50,341
5. 2010.....	XXX	XXX	XXX	47,968	50,974	51,275	51,364	51,384	51,393	51,398
6. 2011.....	XXX	XXX	XXX	XXX	47,255	49,860	50,106	50,176	50,201	50,208
7. 2012.....	XXX	XXX	XXX	XXX	XXX	43,070	45,554	45,761	45,840	45,866
8. 2013.....	XXX	XXX	XXX	XXX	XXX	XXX	40,825	43,011	43,240	43,320
9. 2014.....	XXX	XXX	XXX	XXX	XXX	XXX	XXX	39,123	41,288	41,477
10. 2015.....	XXX	XXX	XXX	XXX	XXX	XXX	XXX	XXX	36,232	38,265
11. 2016.....	XXX	XXX	XXX	XXX	XXX	XXX	XXX	XXX	XXX	32,899

**SCHEDULE P - PART 5C - COMMERCIAL AUTO/TRUCK LIABILITY/MEDICAL**

**SECTION 1**

Years in Which Premiums Were Earned and Losses Were Incurred	Cumulative Number of Claims Closed with Loss Payment Direct and Assumed at Year End									
	1 2007	2 2008	3 2009	4 2010	5 2011	6 2012	7 2013	8 2014	9 2015	10 2016
1. Prior.....	.0	.0	.0	.0	.0	.0	.0	.0	.0	.0
2. 2007.....	.0	.0	.0	.0	.0	.0	.0	.0	.0	.0
3. 2008.....	.XXX	.0	.0	.0	.0	.0	.0	.0	.0	.0
4. 2009.....	.XXX	.XXX	.0	.0	.0	.0	.0	.0	.0	.0
5. 2010.....	.XXX	.XXX	.XXX	.0	.0	.0	.0	.0	.0	.0
6. 2011.....	.XXX	.XXX	.XXX	.XXX	.0	.0	.0	.0	.0	.0
7. 2012.....	.XXX	.XXX	.XXX	.XXX	.XXX	.0	.0	.0	.0	.0
8. 2013.....	.XXX	.XXX	.XXX	.XXX	.XXX	.XXX	.0	.0	.0	.0
9. 2014.....	.XXX	.XXX	.XXX	.XXX	.XXX	.XXX	.XXX	.0	.0	.0
10. 2015.....	.XXX	.XXX	.XXX	.XXX	.XXX	.XXX	.XXX	.XXX	.0	.0
11. 2016.....	.XXX	.XXX	.XXX	.XXX	.XXX	.XXX	.XXX	.XXX	.XXX	.0

**NONE**

**SECTION 2**

Years in Which Premiums Were Earned and Losses Were Incurred	Number of Claims Outstanding Direct and Assumed at Year End									
	1 2007	2 2008	3 2009	4 2010	5 2011	6 2012	7 2013	8 2014	9 2015	10 2016
1. Prior.....	.0	.0	.0	.0	.0	.0	.0	.0	.0	.0
2. 2007.....	.0	.0	.0	.0	.0	.0	.0	.0	.0	.0
3. 2008.....	.XXX	.0	.0	.0	.0	.0	.0	.0	.0	.0
4. 2009.....	.XXX	.XXX	.0	.0	.0	.0	.0	.0	.0	.0
5. 2010.....	.XXX	.XXX	.XXX	.0	.0	.0	.0	.0	.0	.0
6. 2011.....	.XXX	.XXX	.XXX	.XXX	.0	.0	.0	.0	.0	.0
7. 2012.....	.XXX	.XXX	.XXX	.XXX	.XXX	.0	.0	.0	.0	.0
8. 2013.....	.XXX	.XXX	.XXX	.XXX	.XXX	.XXX	.0	.0	.0	.0
9. 2014.....	.XXX	.XXX	.XXX	.XXX	.XXX	.XXX	.XXX	.0	.0	.0
10. 2015.....	.XXX	.XXX	.XXX	.XXX	.XXX	.XXX	.XXX	.XXX	.0	.0
11. 2016.....	.XXX	.XXX	.XXX	.XXX	.XXX	.XXX	.XXX	.XXX	.XXX	.0

**NONE**

**SECTION 3**

Years in Which Premiums Were Earned and Losses Were Incurred	Cumulative Number of Claims Reported Direct and Assumed at Year End									
	1 2007	2 2008	3 2009	4 2010	5 2011	6 2012	7 2013	8 2014	9 2015	10 2016
1. Prior.....	.0	.0	.0	.0	.0	.0	.0	.0	.0	.0
2. 2007.....	.0	.0	.0	.0	.0	.0	.0	.0	.0	.0
3. 2008.....	.XXX	.0	.0	.0	.0	.0	.0	.0	.0	.0
4. 2009.....	.XXX	.XXX	.0	.0	.0	.0	.0	.0	.0	.0
5. 2010.....	.XXX	.XXX	.XXX	.0	.0	.0	.0	.0	.0	.0
6. 2011.....	.XXX	.XXX	.XXX	.XXX	.0	.0	.0	.0	.0	.0
7. 2012.....	.XXX	.XXX	.XXX	.XXX	.XXX	.0	.0	.0	.0	.0
8. 2013.....	.XXX	.XXX	.XXX	.XXX	.XXX	.XXX	.0	.0	.0	.0
9. 2014.....	.XXX	.XXX	.XXX	.XXX	.XXX	.XXX	.XXX	.0	.0	.0
10. 2015.....	.XXX	.XXX	.XXX	.XXX	.XXX	.XXX	.XXX	.XXX	.0	.0
11. 2016.....	.XXX	.XXX	.XXX	.XXX	.XXX	.XXX	.XXX	.XXX	.XXX	.2

**SCHEDULE P - PART 5D - WORKERS' COMPENSATION  
(EXCLUDING EXCESS WORKERS' COMPENSATION)**

**SECTION 1**

Years in Which Premiums Were Earned and Losses Were Incurred	Cumulative Number of Claims Closed with Loss Payment Direct and Assumed at Year End									
	1 2007	2 2008	3 2009	4 2010	5 2011	6 2012	7 2013	8 2014	9 2015	10 2016
1. Prior.....	.0	.0	.0	.0	.0	.0	.0	.0	.0	.0
2. 2007.....	.0	.0	.0	.0	.0	.0	.0	.0	.0	.0
3. 2008.....	XXX	.0	.0	.0	.0	.0	.0	.0	.0	.0
4. 2009.....	XXX	XXX	.0	.0	.0	.0	.0	.0	.0	.0
5. 2010.....	XXX	XXX	XXX	.0	.0	.0	.0	.0	.0	.0
6. 2011.....	XXX	XXX	XXX	XXX	.0	.0	.0	.0	.0	.0
7. 2012.....	XXX	XXX	XXX	XXX	XXX	.0	.0	.0	.0	.0
8. 2013.....	XXX	XXX	XXX	XXX	XXX	XXX	.0	.0	.0	.0
9. 2014.....	XXX	XXX	XXX	XXX	XXX	XXX	XXX	.0	.0	.0
10. 2015.....	XXX	XXX	XXX	XXX	XXX	XXX	XXX	XXX	.0	.0
11. 2016.....	XXX	XXX	XXX	XXX	XXX	XXX	XXX	XXX	XXX	.0

**NONE**

**SECTION 2**

Years in Which Premiums Were Earned and Losses Were Incurred	Number of Claims Outstanding Direct and Assumed at Year End									
	1 2007	2 2008	3 2009	4 2010	5 2011	6 2012	7 2013	8 2014	9 2015	10 2016
1. Prior.....	.0	.0	.0	.0	.0	.0	.0	.0	.0	.0
2. 2007.....	.0	.0	.0	.0	.0	.0	.0	.0	.0	.0
3. 2008.....	XXX	.0	.0	.0	.0	.0	.0	.0	.0	.0
4. 2009.....	XXX	XXX	.0	.0	.0	.0	.0	.0	.0	.0
5. 2010.....	XXX	XXX	XXX	.0	.0	.0	.0	.0	.0	.0
6. 2011.....	XXX	XXX	XXX	XXX	.0	.0	.0	.0	.0	.0
7. 2012.....	XXX	XXX	XXX	XXX	XXX	.0	.0	.0	.0	.0
8. 2013.....	XXX	XXX	XXX	XXX	XXX	XXX	.0	.0	.0	.0
9. 2014.....	XXX	XXX	XXX	XXX	XXX	XXX	XXX	.0	.0	.0
10. 2015.....	XXX	XXX	XXX	XXX	XXX	XXX	XXX	XXX	.0	.0
11. 2016.....	XXX	XXX	XXX	XXX	XXX	XXX	XXX	XXX	XXX	.0

**NONE**

**SECTION 3**

Years in Which Premiums Were Earned and Losses Were Incurred	Cumulative Number of Claims Reported Direct and Assumed at Year End									
	1 2007	2 2008	3 2009	4 2010	5 2011	6 2012	7 2013	8 2014	9 2015	10 2016
1. Prior.....	.0	.0	.0	.0	.0	.0	.0	.0	.0	.0
2. 2007.....	.0	.0	.0	.0	.0	.0	.0	.0	.0	.0
3. 2008.....	XXX	.0	.0	.0	.0	.0	.0	.0	.0	.0
4. 2009.....	XXX	XXX	.0	.0	.0	.0	.0	.0	.0	.0
5. 2010.....	XXX	XXX	XXX	.0	.0	.0	.0	.0	.0	.0
6. 2011.....	XXX	XXX	XXX	XXX	.0	.0	.0	.0	.0	.0
7. 2012.....	XXX	XXX	XXX	XXX	XXX	.0	.0	.0	.0	.0
8. 2013.....	XXX	XXX	XXX	XXX	XXX	XXX	.0	.0	.0	.0
9. 2014.....	XXX	XXX	XXX	XXX	XXX	XXX	XXX	.0	.0	.0
10. 2015.....	XXX	XXX	XXX	XXX	XXX	XXX	XXX	XXX	.0	.0
11. 2016.....	XXX	XXX	XXX	XXX	XXX	XXX	XXX	XXX	XXX	.0

**NONE**

**SCHEDULE P - PART 5E - COMMERCIAL MULTIPLE PERIL**

**SECTION 1**

Years in Which Premiums Were Earned and Losses Were Incurred	Cumulative Number of Claims Closed with Loss Payment Direct and Assumed at Year End									
	1 2007	2 2008	3 2009	4 2010	5 2011	6 2012	7 2013	8 2014	9 2015	10 2016
1. Prior.....	.0	.0	.0	.0	.0	.0	.0	.0	.0	.0
2. 2007.....	.0	.0	.0	.0	.0	.0	.0	.0	.0	.0
3. 2008.....	.XXX	.0	.0	.0	.0	.0	.0	.0	.0	.0
4. 2009.....	.XXX	.XXX	.0	.0	.0	.0	.0	.0	.0	.0
5. 2010.....	.XXX	.XXX	.XXX	.0	.0	.0	.0	.0	.0	.0
6. 2011.....	.XXX	.XXX	.XXX	.XXX	.0	.0	.0	.0	.0	.0
7. 2012.....	.XXX	.XXX	.XXX	.XXX	.XXX	.0	.0	.0	.0	.0
8. 2013.....	.XXX	.XXX	.XXX	.XXX	.XXX	.XXX	.0	.0	.0	.0
9. 2014.....	.XXX	.XXX	.XXX	.XXX	.XXX	.XXX	.XXX	.0	.0	.0
10. 2015.....	.XXX	.XXX	.XXX	.XXX	.XXX	.XXX	.XXX	.XXX	.0	.0
11. 2016.....	.XXX	.XXX	.XXX	.XXX	.XXX	.XXX	.XXX	.XXX	.XXX	.2

**SECTION 2**

Years in Which Premiums Were Earned and Losses Were Incurred	Number of Claims Outstanding Direct and Assumed at Year End									
	1 2007	2 2008	3 2009	4 2010	5 2011	6 2012	7 2013	8 2014	9 2015	10 2016
1. Prior.....	.0	.0	.0	.0	.0	.0	.0	.0	.0	.0
2. 2007.....	.0	.0	.0	.0	.0	.0	.0	.0	.0	.0
3. 2008.....	.XXX	.0	.0	.0	.0	.0	.0	.0	.0	.0
4. 2009.....	.XXX	.XXX	.0	.0	.0	.0	.0	.0	.0	.0
5. 2010.....	.XXX	.XXX	.XXX	.0	.0	.0	.0	.0	.0	.0
6. 2011.....	.XXX	.XXX	.XXX	.XXX	.0	.0	.0	.0	.0	.0
7. 2012.....	.XXX	.XXX	.XXX	.XXX	.XXX	.0	.0	.0	.0	.0
8. 2013.....	.XXX	.XXX	.XXX	.XXX	.XXX	.XXX	.0	.0	.0	.0
9. 2014.....	.XXX	.XXX	.XXX	.XXX	.XXX	.XXX	.XXX	.0	.0	.0
10. 2015.....	.XXX	.XXX	.XXX	.XXX	.XXX	.XXX	.XXX	.XXX	.0	.0
11. 2016.....	.XXX	.XXX	.XXX	.XXX	.XXX	.XXX	.XXX	.XXX	.XXX	.5

**SECTION 3**

Years in Which Premiums Were Earned and Losses Were Incurred	Cumulative Number of Claims Reported Direct and Assumed at Year End									
	1 2007	2 2008	3 2009	4 2010	5 2011	6 2012	7 2013	8 2014	9 2015	10 2016
1. Prior.....	.0	.0	.0	.0	.0	.0	.0	.0	.0	.0
2. 2007.....	.0	.0	.0	.0	.0	.0	.0	.0	.0	.0
3. 2008.....	.XXX	.0	.0	.0	.0	.0	.0	.0	.0	.0
4. 2009.....	.XXX	.XXX	.0	.0	.0	.0	.0	.0	.0	.0
5. 2010.....	.XXX	.XXX	.XXX	.0	.0	.0	.0	.0	.0	.0
6. 2011.....	.XXX	.XXX	.XXX	.XXX	.0	.0	.0	.0	.0	.0
7. 2012.....	.XXX	.XXX	.XXX	.XXX	.XXX	.0	.0	.0	.0	.0
8. 2013.....	.XXX	.XXX	.XXX	.XXX	.XXX	.XXX	.0	.0	.0	.0
9. 2014.....	.XXX	.XXX	.XXX	.XXX	.XXX	.XXX	.XXX	.0	.0	.0
10. 2015.....	.XXX	.XXX	.XXX	.XXX	.XXX	.XXX	.XXX	.XXX	.0	.0
11. 2016.....	.XXX	.XXX	.XXX	.XXX	.XXX	.XXX	.XXX	.XXX	.XXX	.8

**Sch. P - Pt. 5F - Sn. 1A  
NONE**

**Sch. P - Pt. 5F - Sn. 2A  
NONE**

**Sch. P - Pt. 5F - Sn. 3A  
NONE**

**Sch. P - Pt. 5F - Sn. 1B  
NONE**

**Sch. P - Pt. 5F - Sn. 2B  
NONE**

**Sch. P - Pt. 5F - Sn. 3B  
NONE**

**Sch. P - Pt. 5H - Sn. 1A  
NONE**

**Sch. P - Pt. 5H - Sn. 2A  
NONE**

**Sch. P - Pt. 5H - Sn. 3A  
NONE**

**Sch. P - Pt. 5H - Sn. 1B  
NONE**

**Sch. P - Pt. 5H - Sn. 2B  
NONE**

**Sch. P - Pt. 5H - Sn. 3B  
NONE**

**Sch. P - Pt. 5R - Sn. 1A  
NONE**

**Sch. P - Pt. 5R - Sn. 2A  
NONE**

**Sch. P - Pt. 5R - Sn. 3A  
NONE**

**Sch. P - Pt. 5R - Sn. 1B  
NONE**

**Sch. P - Pt. 5R - Sn. 2B  
NONE**

**Sch. P - Pt. 5R - Sn. 3B  
NONE**

Annual Statement for the year 2016 of the **Metropolitan Casualty Insurance Company**  
**SCHEDULE P - PART 5T - WARRANTY**

SECTION 1

Years in Which Premiums Were Earned and Losses Were Incurred	Cumulative Number of Claims Closed with Loss Payment Direct and Assumed at Year End									
	1 2007	2 2008	3 2009	4 2010	5 2011	6 2012	7 2013	8 2014	9 2015	10 2016
1. Prior.....	XXX	XXX	XXX	XXX	XXX	XXX	XXX	0	0	0
2. 2015.....	XXX	XXX	XXX	XXX	XXX	XXX	XXX	XXX	0	0
3. 2016.....	XXX	XXX	XXX	XXX	XXX	XXX	XXX	XXX	XXX	0

SECTION 2

Years in Which Premiums Were Earned and Losses Were Incurred	Number of Claims Outstanding Direct and Assumed at Year End									
	1 2007	2 2008	3 2009	4 2010	5 2011	6 2012	7 2013	8 2014	9 2015	10 2016
1. Prior.....	XXX	XXX	XXX	XXX	XXX	XXX	XXX	0	0	0
2. 2015.....	XXX	XXX	XXX	XXX	XXX	XXX	XXX	XXX	0	0
3. 2016.....	XXX	XXX	XXX	XXX	XXX	XXX	XXX	XXX	XXX	0

SECTION 3

Years in Which Premiums Were Earned and Losses Were Incurred	Cumulative Number of Claims Reported Direct and Assumed at Year End									
	1 2007	2 2008	3 2009	4 2010	5 2011	6 2012	7 2013	8 2014	9 2015	10 2016
1. Prior.....	XXX	XXX	XXX	XXX	XXX	XXX	XXX	0	0	0
2. 2015.....	XXX	XXX	XXX	XXX	XXX	XXX	XXX	XXX	0	0
3. 2016.....	XXX	XXX	XXX	XXX	XXX	XXX	XXX	XXX	XXX	0



**SCHEDULE P - PART 6C - COMMERCIAL AUTO/TRUCK LIABILITY/MEDICAL**

**SECTION 1**

Years in Which Premiums Were Earned and Losses Were Incurred	Cumulative Premiums Earned Direct and Assumed at Year End (\$000 omitted)										11 Current Year Premiums Earned
	1 2007	2 2008	3 2009	4 2010	5 2011	6 2012	7 2013	8 2014	9 2015	10 2016	
1. Prior.....	0	0	0	0	0	0	0	0	0	0	0
2. 2007.....	0	0	0	0	0	0	0	0	0	0	0
3. 2008.....	XXX	0	0	0	0	0	0	0	0	0	0
4. 2009.....	XXX	XXX	0	0	0	0	0	0	0	0	0
5. 2010.....	XXX	XXX	XXX	0	0	0	0	0	0	0	0
6. 2011.....	XXX	XXX	XXX	XXX	0	0	0	0	0	0	0
7. 2012.....	XXX	XXX	XXX	XXX	XXX	0	0	0	0	0	0
8. 2013.....	XXX	XXX	XXX	XXX	XXX	XXX	0	0	0	0	0
9. 2014.....	XXX	XXX	XXX	XXX	XXX	XXX	XXX	0	0	0	0
10. 2015.....	XXX	XXX	XXX	XXX	XXX	XXX	XXX	XXX	0	2	2
11. 2016.....	XXX	XXX	XXX	XXX	XXX	XXX	XXX	XXX	XXX	71	71
12. Total.....	XXX	XXX	XXX	XXX	XXX	XXX	XXX	XXX	XXX	XXX	73
13. Earned Prems.(P-Pt 1)	0	0	0	0	0	0	0	0	0	73	XXX

**SECTION 2**

Years in Which Premiums Were Earned and Losses Were Incurred	Cumulative Premiums Earned Ceded at Year End (\$000 omitted)										11 Current Year Premiums Earned
	1 2007	2 2008	3 2009	4 2010	5 2011	6 2012	7 2013	8 2014	9 2015	10 2016	
1. Prior.....	0	0	0	0	0	0	0	0	0	0	0
2. 2007.....	0	0	0	0	0	0	0	0	0	0	0
3. 2008.....	XXX	0	0	0	0	0	0	0	0	0	0
4. 2009.....	XXX	XXX	0	0	0	0	0	0	0	0	0
5. 2010.....	XXX	XXX	XXX	0	0	0	0	0	0	0	0
6. 2011.....	XXX	XXX	XXX	XXX	0	0	0	0	0	0	0
7. 2012.....	XXX	XXX	XXX	XXX	XXX	0	0	0	0	0	0
8. 2013.....	XXX	XXX	XXX	XXX	XXX	XXX	0	0	0	0	0
9. 2014.....	XXX	XXX	XXX	XXX	XXX	XXX	XXX	0	0	0	0
10. 2015.....	XXX	XXX	XXX	XXX	XXX	XXX	XXX	XXX	0	2	2
11. 2016.....	XXX	XXX	XXX	XXX	XXX	XXX	XXX	XXX	XXX	71	71
12. Total.....	XXX	XXX	XXX	XXX	XXX	XXX	XXX	XXX	XXX	XXX	73
13. Earned Prems.(P-Pt 1)	0	0	0	0	0	0	0	0	0	73	XXX

**SCHEDULE P - PART 6D - WORKERS' COMPENSATION  
(EXCLUDING EXCESS WORKERS' COMPENSATION)**

**SECTION 1**

Years in Which Premiums Were Earned and Losses Were Incurred	Cumulative Premiums Earned Direct and Assumed at Year End (\$000 omitted)										11 Current Year Premiums Earned
	1 2007	2 2008	3 2009	4 2010	5 2011	6 2012	7 2013	8 2014	9 2015	10 2016	
1. Prior.....	0	0	0	0	0	0	0	0	0	0	0
2. 2007.....	0	0	0	0	0	0	0	0	0	0	0
3. 2008.....	XXX	0	0	0	0	0	0	0	0	0	0
4. 2009.....	XXX	XXX	0	0	0	0	0	0	0	0	0
5. 2010.....	XXX	XXX	XXX	0	0	0	0	0	0	0	0
6. 2011.....	XXX	XXX	XXX	XXX	0	0	0	0	0	0	0
7. 2012.....	XXX	XXX	XXX	XXX	XXX	0	0	0	0	0	0
8. 2013.....	XXX	XXX	XXX	XXX	XXX	XXX	0	0	0	0	0
9. 2014.....	XXX	XXX	XXX	XXX	XXX	XXX	XXX	0	0	0	0
10. 2015.....	XXX	XXX	XXX	XXX	XXX	XXX	XXX	XXX	0	0	0
11. 2016.....	XXX	XXX	XXX	XXX	XXX	XXX	XXX	XXX	XXX	0	0
12. Total.....	XXX	XXX	XXX	XXX	XXX	XXX	XXX	XXX	XXX	XXX	0
13. Earned Prems.(P-Pt 1)	0	0	0	0	0	0	0	0	0	0	XXX

**SECTION 2**

Years in Which Premiums Were Earned and Losses Were Incurred	Cumulative Premiums Earned Ceded at Year End (\$000 omitted)										11 Current Year Premiums Earned
	1 2007	2 2008	3 2009	4 2010	5 2011	6 2012	7 2013	8 2014	9 2015	10 2016	
1. Prior.....	0	0	0	0	0	0	0	0	0	0	0
2. 2007.....	0	0	0	0	0	0	0	0	0	0	0
3. 2008.....	XXX	0	0	0	0	0	0	0	0	0	0
4. 2009.....	XXX	XXX	0	0	0	0	0	0	0	0	0
5. 2010.....	XXX	XXX	XXX	0	0	0	0	0	0	0	0
6. 2011.....	XXX	XXX	XXX	XXX	0	0	0	0	0	0	0
7. 2012.....	XXX	XXX	XXX	XXX	XXX	0	0	0	0	0	0
8. 2013.....	XXX	XXX	XXX	XXX	XXX	XXX	0	0	0	0	0
9. 2014.....	XXX	XXX	XXX	XXX	XXX	XXX	XXX	0	0	0	0
10. 2015.....	XXX	XXX	XXX	XXX	XXX	XXX	XXX	XXX	0	0	0
11. 2016.....	XXX	XXX	XXX	XXX	XXX	XXX	XXX	XXX	XXX	0	0
12. Total.....	XXX	XXX	XXX	XXX	XXX	XXX	XXX	XXX	XXX	XXX	0
13. Earned Prems.(P-Pt 1)	0	0	0	0	0	0	0	0	0	0	XXX

**SCHEDULE P - PART 6E - COMMERCIAL MULTIPLE PERIL**

**SECTION 1**

Years in Which Premiums Were Earned and Losses Were Incurred	Cumulative Premiums Earned Direct and Assumed at Year End (\$000 omitted)										11 Current Year Premiums Earned
	1 2007	2 2008	3 2009	4 2010	5 2011	6 2012	7 2013	8 2014	9 2015	10 2016	
1. Prior.....	0	0	0	0	0	0	0	0	0	0	0
2. 2007.....	0	0	0	0	0	0	0	0	0	0	0
3. 2008.....	XXX	0	0	0	0	0	0	0	0	0	0
4. 2009.....	XXX	XXX	0	0	0	0	0	0	0	0	0
5. 2010.....	XXX	XXX	XXX	0	0	0	0	0	0	0	0
6. 2011.....	XXX	XXX	XXX	XXX	0	0	0	0	0	0	0
7. 2012.....	XXX	XXX	XXX	XXX	XXX	0	0	0	0	0	0
8. 2013.....	XXX	XXX	XXX	XXX	XXX	XXX	0	0	0	0	0
9. 2014.....	XXX	XXX	XXX	XXX	XXX	XXX	XXX	0	3	4	1
10. 2015.....	XXX	XXX	XXX	XXX	XXX	XXX	XXX	XXX	62	129	67
11. 2016.....	XXX	XXX	XXX	XXX	XXX	XXX	XXX	XXX	XXX	182	182
12. Total.....	XXX	XXX	XXX	XXX	XXX	XXX	XXX	XXX	XXX	XXX	250
13. Earned Prems.(P-Pt 1)	0	0	0	0	0	0	0	2	65	250	XXX

**SECTION 2**

Years in Which Premiums Were Earned and Losses Were Incurred	Cumulative Premiums Earned Ceded at Year End (\$000 omitted)										11 Current Year Premiums Earned
	1 2007	2 2008	3 2009	4 2010	5 2011	6 2012	7 2013	8 2014	9 2015	10 2016	
1. Prior.....	0	0	0	0	0	0	0	0	0	0	0
2. 2007.....	0	0	0	0	0	0	0	0	0	0	0
3. 2008.....	XXX	0	0	0	0	0	0	0	0	0	0
4. 2009.....	XXX	XXX	0	0	0	0	0	0	0	0	0
5. 2010.....	XXX	XXX	XXX	0	0	0	0	0	0	0	0
6. 2011.....	XXX	XXX	XXX	XXX	0	0	0	0	0	0	0
7. 2012.....	XXX	XXX	XXX	XXX	XXX	0	0	0	0	0	0
8. 2013.....	XXX	XXX	XXX	XXX	XXX	XXX	0	0	0	0	0
9. 2014.....	XXX	XXX	XXX	XXX	XXX	XXX	XXX	0	0	1	1
10. 2015.....	XXX	XXX	XXX	XXX	XXX	XXX	XXX	XXX	0	67	67
11. 2016.....	XXX	XXX	XXX	XXX	XXX	XXX	XXX	XXX	XXX	182	182
12. Total.....	XXX	XXX	XXX	XXX	XXX	XXX	XXX	XXX	XXX	XXX	250
13. Earned Prems.(P-Pt 1)	0	0	0	0	0	0	0	2	65	250	XXX

**SCHEDULE P - PART 6H - OTHER LIABILITY - OCCURRENCE**

**SECTION 1A**

Years in Which Premiums Were Earned and Losses Were Incurred	Cumulative Premiums Earned Direct and Assumed at Year End (\$000 omitted)										11 Current Year Premiums Earned
	1 2007	2 2008	3 2009	4 2010	5 2011	6 2012	7 2013	8 2014	9 2015	10 2016	
1. Prior.....	0	0	0	0	0	0	0	0	0	0	0
2. 2007.....	0	0	0	0	0	0	0	0	0	0	0
3. 2008.....	XXX	0	0	0	0	0	0	0	0	0	0
4. 2009.....	XXX	XXX	0	0	0	0	0	0	0	0	0
5. 2010.....	XXX	XXX	XXX	0	0	0	0	0	0	0	0
6. 2011.....	XXX	XXX	XXX	XXX	0	0	0	0	0	0	0
7. 2012.....	XXX	XXX	XXX	XXX	XXX	0	0	0	0	0	0
8. 2013.....	XXX	XXX	XXX	XXX	XXX	XXX	0	0	0	0	0
9. 2014.....	XXX	XXX	XXX	XXX	XXX	XXX	XXX	0	0	0	0
10. 2015.....	XXX	XXX	XXX	XXX	XXX	XXX	XXX	XXX	0	0	0
11. 2016.....	XXX	XXX	XXX	XXX	XXX	XXX	XXX	XXX	XXX	0	0
12. Total.....	XXX	XXX	XXX	XXX	XXX	XXX	XXX	XXX	XXX	XXX	0
13. Earned Prems.(P-Pt 1)	0	0	0	0	0	0	0	0	0	0	XXX

**SECTION 2A**

Years in Which Premiums Were Earned and Losses Were Incurred	Cumulative Premiums Earned Ceded at Year End (\$000 omitted)										11 Current Year Premiums Earned
	1 2007	2 2008	3 2009	4 2010	5 2011	6 2012	7 2013	8 2014	9 2015	10 2016	
1. Prior.....	0	0	0	0	0	0	0	0	0	0	0
2. 2007.....	0	0	0	0	0	0	0	0	0	0	0
3. 2008.....	XXX	0	0	0	0	0	0	0	0	0	0
4. 2009.....	XXX	XXX	0	0	0	0	0	0	0	0	0
5. 2010.....	XXX	XXX	XXX	0	0	0	0	0	0	0	0
6. 2011.....	XXX	XXX	XXX	XXX	0	0	0	0	0	0	0
7. 2012.....	XXX	XXX	XXX	XXX	XXX	0	0	0	0	0	0
8. 2013.....	XXX	XXX	XXX	XXX	XXX	XXX	0	0	0	0	0
9. 2014.....	XXX	XXX	XXX	XXX	XXX	XXX	XXX	0	0	0	0
10. 2015.....	XXX	XXX	XXX	XXX	XXX	XXX	XXX	XXX	0	0	0
11. 2016.....	XXX	XXX	XXX	XXX	XXX	XXX	XXX	XXX	XXX	0	0
12. Total.....	XXX	XXX	XXX	XXX	XXX	XXX	XXX	XXX	XXX	XXX	0
13. Earned Prems.(P-Pt 1)	0	0	0	0	0	0	0	0	0	0	XXX

**Sch. P - Pt. 6H - Sn. 1B**

**NONE**

**Sch. P - Pt. 6H - Sn. 2B**

**NONE**

**Sch. P - Pt. 6M - Sn. 1**

**NONE**

**Sch. P - Pt. 6M - Sn. 2**

**NONE**

**Sch. P - Pt. 6N - Sn. 1**

**NONE**

**Sch. P - Pt. 6N - Sn. 2**

**NONE**

**Sch. P - Pt. 6O - Sn. 1**

**NONE**

**Sch. P - Pt. 6O - Sn. 2**

**NONE**

**Sch. P - Pt. 6R - Sn. 1A**

**NONE**

**Sch. P - Pt. 6R - Sn. 2A**

**NONE**

**Sch. P - Pt. 6R - Sn. 1B**

**NONE**

**Sch. P - Pt. 6R - Sn. 2B**

**NONE**

**Sch. P - Pt. 7A - Sn. 1**

**NONE**

**Sch. P - Pt. 7A - Sn. 2**

**NONE**

**Sch. P - Pt. 7A - Sn. 3**

**NONE**

**Sch. P - Pt. 7A - Sn. 4**

**NONE**

**Sch. P - Pt. 7A - Sn. 5**

**NONE**

**Sch. P - Pt. 7B - Sn. 1**

**NONE**

**Sch. P - Pt. 7B - Sn. 2**

**NONE**

**Sch. P - Pt. 7B - Sn. 3**

**NONE**

**SCHEDULE P - PART 7B - REINSURANCE LOSS SENSITIVE CONTRACTS (continued)**

**SECTION 4**

Years in Which Policies Were Issued	Net Earned Premiums Reported At Year End (\$000 Omitted)									
	1 2007	2 2008	3 2009	4 2010	5 2011	6 2012	7 2013	8 2014	9 2015	10 2016
1. Prior.....	0	0	0	0	0	0	0	0	0	0
2. 2007.....	0	0	0	0	0	0	0	0	0	0
3. 2008.....	.XXX	0	0	0	0	0	0	0	0	0
4. 2009.....	.XXX	.XXX	0	0	0	0	0	0	0	0
5. 2010.....	.XXX	.XXX	.XXX	0	0	0	0	0	0	0
6. 2011.....	.XXX	.XXX	.XXX	.XXX	0	0	0	0	0	0
7. 2012.....	.XXX	.XXX	.XXX	.XXX	.XXX	0	0	0	0	0
8. 2013.....	.XXX	.XXX	.XXX	.XXX	.XXX	.XXX	0	0	0	0
9. 2014.....	.XXX	.XXX	.XXX	.XXX	.XXX	.XXX	.XXX	0	0	0
10. 2015.....	.XXX	.XXX	.XXX	.XXX	.XXX	.XXX	.XXX	.XXX	0	0
11. 2016.....	.XXX	.XXX	.XXX	.XXX	.XXX	.XXX	.XXX	.XXX	.XXX	0

**SECTION 5**

Years in Which Policies Were Issued	Net Reserve For Premium Adjustments And Accrued Retrospective Premiums At Year End (\$000 Omitted)									
	1 2007	2 2008	3 2009	4 2010	5 2011	6 2012	7 2013	8 2014	9 2015	10 2016
1. Prior.....	0	0	0	0	0	0	0	0	0	0
2. 2007.....	0	0	0	0	0	0	0	0	0	0
3. 2008.....	.XXX	0	0	0	0	0	0	0	0	0
4. 2009.....	.XXX	.XXX	0	0	0	0	0	0	0	0
5. 2010.....	.XXX	.XXX	.XXX	0	0	0	0	0	0	0
6. 2011.....	.XXX	.XXX	.XXX	.XXX	0	0	0	0	0	0
7. 2012.....	.XXX	.XXX	.XXX	.XXX	.XXX	0	0	0	0	0
8. 2013.....	.XXX	.XXX	.XXX	.XXX	.XXX	.XXX	0	0	0	0
9. 2014.....	.XXX	.XXX	.XXX	.XXX	.XXX	.XXX	.XXX	0	0	0
10. 2015.....	.XXX	.XXX	.XXX	.XXX	.XXX	.XXX	.XXX	.XXX	0	0
11. 2016.....	.XXX	.XXX	.XXX	.XXX	.XXX	.XXX	.XXX	.XXX	.XXX	0

**SECTION 6**

Years in Which Policies Were Issued	Incurred Adjustable Commissions Reported At Year End (\$000 Omitted)									
	1 2007	2 2008	3 2009	4 2010	5 2011	6 2012	7 2013	8 2014	9 2015	10 2016
1. Prior.....	0	0	0	0	0	0	0	0	0	0
2. 2007.....	0	0	0	0	0	0	0	0	0	0
3. 2008.....	.XXX	0	0	0	0	0	0	0	0	0
4. 2009.....	.XXX	.XXX	0	0	0	0	0	0	0	0
5. 2010.....	.XXX	.XXX	.XXX	0	0	0	0	0	0	0
6. 2011.....	.XXX	.XXX	.XXX	.XXX	0	0	0	0	0	0
7. 2012.....	.XXX	.XXX	.XXX	.XXX	.XXX	0	0	0	0	0
8. 2013.....	.XXX	.XXX	.XXX	.XXX	.XXX	.XXX	0	0	0	0
9. 2014.....	.XXX	.XXX	.XXX	.XXX	.XXX	.XXX	.XXX	0	0	0
10. 2015.....	.XXX	.XXX	.XXX	.XXX	.XXX	.XXX	.XXX	.XXX	0	0
11. 2016.....	.XXX	.XXX	.XXX	.XXX	.XXX	.XXX	.XXX	.XXX	.XXX	0

**SECTION 7**

Years in Which Policies Were Issued	Reserves For Commission Adjustments At Year End (\$000 Omitted)									
	1 2007	2 2008	3 2009	4 2010	5 2011	6 2012	7 2013	8 2014	9 2015	10 2016
1. Prior.....	0	0	0	0	0	0	0	0	0	0
2. 2007.....	0	0	0	0	0	0	0	0	0	0
3. 2008.....	.XXX	0	0	0	0	0	0	0	0	0
4. 2009.....	.XXX	.XXX	0	0	0	0	0	0	0	0
5. 2010.....	.XXX	.XXX	.XXX	0	0	0	0	0	0	0
6. 2011.....	.XXX	.XXX	.XXX	.XXX	0	0	0	0	0	0
7. 2012.....	.XXX	.XXX	.XXX	.XXX	.XXX	0	0	0	0	0
8. 2013.....	.XXX	.XXX	.XXX	.XXX	.XXX	.XXX	0	0	0	0
9. 2014.....	.XXX	.XXX	.XXX	.XXX	.XXX	.XXX	.XXX	0	0	0
10. 2015.....	.XXX	.XXX	.XXX	.XXX	.XXX	.XXX	.XXX	.XXX	0	0
11. 2016.....	.XXX	.XXX	.XXX	.XXX	.XXX	.XXX	.XXX	.XXX	.XXX	0

# Metropolitan Casualty Insurance Company

## SCHEDULE P INTERROGATORIES

1. The following questions relate to yet-to-be-issued Extended Reporting Endorsements (EREs) arising from Death, Disability, or Retirement (DDR) provisions in Medical Professional Liability Claims-Made insurance policies. EREs provided for reasons other than DDR are not included.
- 1.1 Does the company issue Medical Professional Liability Claims-Made insurance policies that provide tail (also known as an extended reporting endorsement, or "ERE") benefits in the event of Death, Disability, or Retirement (DDR) at a reduced charge or at no additional cost? Yes [ ] No [X]  
 If the answer to question 1.1 is "no", leave the following questions blank. If the answer to question 1.1 is "yes", please answer the following questions.
- 1.2 What is the total amount of the reserve for that provision (DDR reserve), as reported, explicitly or not, elsewhere in this statement (in dollars)? \$.....0
- 1.3 Does the company report any DDR reserve as Unearned Premium Reserve per SSAP #65? Yes [ ] No [ ]
- 1.4 Does the company report any DDR reserve as loss or loss adjustment expense reserve? Yes [ ] No [ ]
- 1.5 If the company reports DDR reserve as Unearned Premium Reserve, does that amount match the figure on the Underwriting and Investment Exhibit, Part 1A - Recapitulation of all Premiums (Page 7) Column 2, Lines 11.1 plus 11.2? Yes [ ] No [ ] N/A [ ]
- 1.6 If the company reports DDR reserve as loss or loss adjustment expense reserve, please complete the following table corresponding to where these reserves are reported in Schedule P:

Years in Which Premiums Were Earned and Losses Were Incurred		DDR Reserve Included in Schedule P, Part 1F, Medical Professional Liability Column 24: Total Net Losses and Expenses Unpaid	
		1 Section 1: Occurrence	2 Section 2: Claims-Made
1.601	Prior.....	.....0	.....0
1.602	2007.....	.....0	.....0
1.603	2008.....	.....0	.....0
1.604	2009.....	.....0	.....0
1.605	2010.....	.....0	.....0
1.606	2011.....	.....0	.....0
1.607	2012.....	.....0	.....0
1.608	2013.....	.....0	.....0
1.609	2014.....	.....0	.....0
1.610	2015.....	.....0	.....0
1.611	2016.....	.....0	.....0
1.612	Totals.....	.....0	.....0

2. The definition of allocated loss adjustment expenses (ALAE) and, therefore, unallocated loss adjustment expenses (ULAE) was changed effective January 1, 1998. This change in definition applies to both paid and unpaid expenses. Are these expenses (now reported as "Defense and Cost Containment" and "Adjusting and Other") reported in compliance with these definitions in this statement? Yes [X] No [ ]

3. The Adjusting and Other expense payments and reserves should be allocated to the years in which the losses were incurred based on the number of claims reported, closed and outstanding in those years. When allocating Adjusting and Other expense between companies in a group or a pool, the Adjusting and Other expense should be allocated in the same percentage used for the loss amounts and the claim counts. For reinsurers, Adjusting and Other expense assumed should be reported according to the reinsurance contract. For Adjusting and Other expense incurred by reinsurers, or in those situations where suitable claim count information is not available, Adjusting and Other expense should be allocated by a reasonable method determined by the company and described in Interrogatory 7, below. Are they so reported in this statement? Yes [X] No [ ]

4. Do any lines in Schedule P include reserves that are reported gross of any discount to present value of future payments, and that are reported net of such discounts on Page 10? Yes [ ] No [X]

If yes, proper disclosure must be made in the Notes to Financial Statements, as specified in the Instructions. Also, the discounts must be reported in Schedule P - Part 1, Columns 32 and 33.

Schedule P must be completed gross of non-tabular discounting. Work papers relating to discount calculations must be available for examination upon request.

Discounting is allowed only if expressly permitted by the state insurance department to which this Annual Statement is being filed.

5. What were the net premiums in force at the end of the year for: (in thousands of dollars)
- 5.1 Fidelity \$.....0
- 5.2 Surety \$.....0

6. Claim count information is reported per claim or per claimant. (Indicate which). PER CLAIM  
 If not the same in all years, explain in Interrogatory 7.

- 7.1 The information provided in Schedule P will be used by many persons to estimate the adequacy of the current loss and expense reserves, among other things. Are there any especially significant events, coverage, retention or accounting changes that have occurred that must be considered when making such analyses? Yes [X] No [ ]

- 7.2 An extended statement may be attached.  
Effective January 1, 2001, the company entered into a 100% Restated Quota Share Reinsurance Agreement with its parent company. The company cedes to its parent 100% interest in gross net liabilities and its premiums, losses, expenses, payment fees, dividends and direct agents balance.

**SCHEDULE T - PART 2**

**INTERSTATE COMPACT - EXHIBIT OF PREMIUMS WRITTEN**

Allocated by States and Territories

States, Etc.		Direct Business Only					Totals
		1 Life (Group and Individual)	2 Annuities (Group and Individual)	3 Disability Income (Group and Individual)	4 Long-Term Care (Group and Individual)	5 Deposit-Type Contracts	
1. Alabama.....AL	0	0	0	0	0	0	
2. Alaska.....AK	0	0	0	0	0	0	
3. Arizona.....AZ	0	0	0	0	0	0	
4. Arkansas.....AR	0	0	0	0	0	0	
5. California.....CA	0	0	0	0	0	0	
6. Colorado.....CO	0	0	0	0	0	0	
7. Connecticut.....CT	0	0	0	0	0	0	
8. Delaware.....DE	0	0	0	0	0	0	
9. District of Columbia.....DC	0	0	0	0	0	0	
10. Florida.....FL	0	0	0	0	0	0	
11. Georgia.....GA	0	0	0	0	0	0	
12. Hawaii.....HI	0	0	0	0	0	0	
13. Idaho.....ID	0	0	0	0	0	0	
14. Illinois.....IL	0	0	0	0	0	0	
15. Indiana.....IN	0	0	0	0	0	0	
16. Iowa.....IA	0	0	0	0	0	0	
17. Kansas.....KS	0	0	0	0	0	0	
18. Kentucky.....KY	0	0	0	0	0	0	
19. Louisiana.....LA	0	0	0	0	0	0	
20. Maine.....ME	0	0	0	0	0	0	
21. Maryland.....MD	0	0	0	0	0	0	
22. Massachusetts.....MA	0	0	0	0	0	0	
23. Michigan.....MI	0	0	0	0	0	0	
24. Minnesota.....MN	0	0	0	0	0	0	
25. Mississippi.....MS	0	0	0	0	0	0	
26. Missouri.....MO	0	0	0	0	0	0	
27. Montana.....MT	0	0	0	0	0	0	
28. Nebraska.....NE	0	0	0	0	0	0	
29. Nevada.....NV	0	0	0	0	0	0	
30. New Hampshire.....NH	0	0	0	0	0	0	
31. New Jersey.....NJ	0	0	0	0	0	0	
32. New Mexico.....NM	0	0	0	0	0	0	
33. New York.....NY	0	0	0	0	0	0	
34. North Carolina.....NC	0	0	0	0	0	0	
35. North Dakota.....ND	0	0	0	0	0	0	
36. Ohio.....OH	0	0	0	0	0	0	
37. Oklahoma.....OK	0	0	0	0	0	0	
38. Oregon.....OR	0	0	0	0	0	0	
39. Pennsylvania.....PA	0	0	0	0	0	0	
40. Rhode Island.....RI	0	0	0	0	0	0	
41. South Carolina.....SC	0	0	0	0	0	0	
42. South Dakota.....SD	0	0	0	0	0	0	
43. Tennessee.....TN	0	0	0	0	0	0	
44. Texas.....TX	0	0	0	0	0	0	
45. Utah.....UT	0	0	0	0	0	0	
46. Vermont.....VT	0	0	0	0	0	0	
47. Virginia.....VA	0	0	0	0	0	0	
48. Washington.....WA	0	0	0	0	0	0	
49. West Virginia.....WV	0	0	0	0	0	0	
50. Wisconsin.....WI	0	0	0	0	0	0	
51. Wyoming.....WY	0	0	0	0	0	0	
52. American Samoa.....AS	0	0	0	0	0	0	
53. Guam.....GU	0	0	0	0	0	0	
54. Puerto Rico.....PR	0	0	0	0	0	0	
55. US Virgin Islands.....VI	0	0	0	0	0	0	
56. Northern Mariana Islands.....MP	0	0	0	0	0	0	
57. Canada.....CAN	0	0	0	0	0	0	
58. Aggregate Other Alien.....OT	0	0	0	0	0	0	
59. Totals.....	0	0	0	0	0	0	

**NONE**

# SCHEDULE Y

## PART 1A - DETAIL OF INSURANCE HOLDING COMPANY SYSTEM

1	2	3	4	5	6	7	8	9	10	11	12	13	14	15	16
Group Code	Group Name	NAIC Company Code	ID Number	Federal RSSD	CIK	Name of Securities Exchange if Publicly Traded (U.S. or International)	Names of Parent, Subsidiaries or Affiliates	Domiciliary Location	Relationship to Reporting Entity	Directly Controlled by (Name of Entity/Person)	Type of Control (Ownership Board, Management Attorney-in-Fact, Influence, Other)	If Control is Ownership Provide Percentage	Ultimate Controlling Entity(ies)/Person(s)	Is an SCA Filing Required? (Y/N)	*
<b>Members</b>															
0241	MetLife.....	00000..	13-4075851..	2945824	1099219	NYSE, ISE.....	MetLife, Inc.....	DE.....	UIP.....	Board of Directors.....	Board of Directors	0.000	Board of Directors.....	..N.....	0.....
0241	MetLife.....	65978..	13-5581829..	1583845	937834	ISE.....	Metropolitan Life Insurance Company.....	NY.....	IA.....	MetLife, Inc.....	Ownership.....	100.000	MetLife, Inc.....	..N.....	0.....
0241	MetLife.....	00000..	20-2985998..	0	0		500 Grant Street GP, LLC.....	DE.....	NIA.....	Metropolitan Life Insurance Company.....	Ownership.....	100.000	MetLife, Inc.....	..N.....	0.....
0241	MetLife.....	00000..		0	0		500 Grant Street Associates Limited Partnership	CT.....	NIA.....	Metropolitan Life Insurance Company.....	Ownership.....	99.000	MetLife, Inc.....	..N.....	0.....
0241	MetLife.....	00000..		0	0		500 Grant Street Associates Limited Partnership	CT.....	NIA.....	500 Grant Street GP LLC.....	Ownership.....	1.000	MetLife, Inc.....	..N.....	0.....
0241	MetLife.....	00000..	22-3140349..	0	0		MetLife Retirement Services LLC.....	NJ.....	NIA.....	Metropolitan Life Insurance Company.....	Ownership.....	100.000	MetLife, Inc.....	..N.....	0.....
0241	MetLife.....	00000..	13-2862391..	0	0		Brighthouse Securities, LLC.....	DE.....	NIA.....	MetLife, Inc.....	Ownership.....	100.000	MetLife, Inc.....	..N.....	0.....
0241	MetLife.....	63665..	43-0285930..	0	728240		General American Life Insurance Company.....	MO.....	IA.....	MetLife, Inc.....	Ownership.....	100.000	MetLife, Inc.....	..Y.....	0.....
0241	MetLife.....	00000..	45-2420223..	0	0		GALIC Holdings LLC.....	DE.....	NIA.....	General American Life Insurance Company.....	Ownership.....	100.000	MetLife, Inc.....	..N.....	0.....
0241	MetLife.....	91626..	04-2708937..	0	1030011		New England Life Insurance Company.....	MA.....	IA.....	MetLife, Inc.....	Ownership.....	100.000	MetLife, Inc.....	..Y.....	0.....
0241	MetLife.....	00000..		0	0		MLIC CB Holdings LLC.....	DE.....	NIA.....	Metropolitan Life Insurance Company.....	Ownership.....	100.000	MetLife, Inc.....	..N.....	0.....
0241	MetLife.....	00000..		0	0		HPZ Assets LLC.....	DE.....	NIA.....	Metropolitan Life Insurance Company.....	Ownership.....	100.000	MetLife, Inc.....	..N.....	0.....
0241	MetLife.....	00000..		0	0		Alternative Fuels I, LLC.....	DE.....	NIA.....	Metropolitan Life Insurance Company.....	Ownership.....	100.000	MetLife, Inc.....	..N.....	0.....
0241	MetLife.....	00000..	46-0800386..	0	0		CC Holdco Manager, LLC.....	DE.....	NIA.....	Metropolitan Life Insurance Company.....	Ownership.....	100.000	MetLife, Inc.....	..N.....	0.....
0241	MetLife.....	00000..	13-5581829..	0	0		MetLife Private Equity Holdings, LLC.....	DE.....	NIA.....	MetLife SP Holdings, LLC.....	Ownership.....	100.000	MetLife, Inc.....	..N.....	0.....
0241	MetLife.....	00000..		0	0		Euro CL Investments LLC.....	DE.....	NIA.....	Metropolitan Life Insurance Company.....	Ownership.....	100.000	MetLife, Inc.....	..N.....	0.....
0241	MetLife.....	00000..		0	0		1001 Properties, LLC.....	DE.....	NIA.....	Metropolitan Life Insurance Company.....	Ownership.....	100.000	MetLife, Inc.....	..N.....	0.....
0241	MetLife.....	00000..		0	0		6104 Hollywood, LLC.....	DE.....	NIA.....	Metropolitan Life Insurance Company.....	Ownership.....	100.000	MetLife, Inc.....	..N.....	0.....
0241	MetLife.....	00000..		0	0		The Building at 575 Fifth Avenue Mezzanine LLC	DE.....	NIA.....	Metropolitan Life Insurance Company.....	Ownership.....	100.000	MetLife, Inc.....	..N.....	0.....
0241	MetLife.....	00000..		0	0		The Building at 575 Fifth Retail Holding LLC.....	DE.....	NIA.....	The Building at 575 Fifth Avenue Mezzanine LLC	Ownership.....	100.000	MetLife, Inc.....	..N.....	0.....
0241	MetLife.....	00000..		0	0		The Building at 575 Fifth Retail Owner LLC.....	DE.....	NIA.....	The Building at 575 Fifth Retail Holding LLC.....	Ownership.....	100.000	MetLife, Inc.....	..N.....	0.....
0241	MetLife.....	00000..	20-8254446..	0	0		10700 Wilshire, LLC.....	DE.....	NIA.....	Metropolitan Life Insurance Company.....	Ownership.....	100.000	MetLife, Inc.....	..N.....	0.....
0241	MetLife.....	00000..		0	0		Sandpiper Cove Associates II, LLC.....	DE.....	NIA.....	Metropolitan Life Insurance Company.....	Ownership.....	100.000	MetLife, Inc.....	..N.....	0.....
0241	MetLife.....	00000..		0	0		ML Mililani Member, LLC.....	DE.....	NIA.....	Metropolitan Life Insurance Company.....	Ownership.....	95.000	MetLife, Inc.....	..N.....	0.....
0241	MetLife.....	00000..		0	0		ML Mililani Member, LLC.....	DE.....	NIA.....	General American Life Insurance Company.....	Ownership.....	5.000	MetLife, Inc.....	..N.....	0.....
0241	MetLife.....	00000..		0	0		ML North Brand Member.....	DE.....	NIA.....	Metropolitan Life Insurance Company.....	Ownership.....	100.000	MetLife, Inc.....	..N.....	0.....
0241	MetLife.....	00000..	47-5228317..	0	0		MCPP Owners, LLC.....	DE.....	NIA.....	Metropolitan Life Insurance Company.....	Ownership.....	84.503	MetLife, Inc.....	..N.....	0.....
0241	MetLife.....	00000..	47-5228317..	0	0		MCPP Owners, LLC.....	DE.....	NIA.....	General American Life Insurance Company.....	Ownership.....	0.603	MetLife, Inc.....	..N.....	0.....
0241	MetLife.....	00000..	47-5228317..	0	0		MCPP Owners, LLC.....	DE.....	NIA.....	Metropolitan Tower Life Insurance Company.....	Ownership.....	1.616	MetLife, Inc.....	..N.....	0.....
0241	MetLife.....	00000..	47-5228317..	0	0		MCPP Owners, LLC.....	DE.....	NIA.....	MTL Leasing, LLC.....	Ownership.....	13.278	MetLife, Inc.....	..N.....	0.....
0241	MetLife.....	00000..	20-3700390..	0	0		Viridian Miracle Mile, LLC.....	DE.....	NIA.....	Metropolitan Life Insurance Company.....	Ownership.....	100.000	MetLife, Inc.....	..N.....	0.....

# SCHEDULE Y

## PART 1A - DETAIL OF INSURANCE HOLDING COMPANY SYSTEM

1	2	3	4	5	6	7	8	9	10	11	12	13	14	15	16
Group Code	Group Name	NAIC Company Code	ID Number	Federal RSSD	CIK	Name of Securities Exchange if Publicly Traded (U.S. or International)	Names of Parent, Subsidiaries or Affiliates	Domiciliary Location	Relationship to Reporting Entity	Directly Controlled by (Name of Entity/Person)	Type of Control (Ownership Board, Management Attorney-in-Fact, Influence, Other)	If Control is Ownership Provide Percentage	Ultimate Controlling Entity(ies)/Person(s)	Is an SCA Filing Required? (Y/N)	*
0241	MetLife.....	00000..	98-1107266..	.....0	.....0		MetLife Canada Solar ULC.....	CAN.....	NIA.....	MetLife Capital, Limited Partnership.....	Ownership.....	100.000	MetLife, Inc.....	.....N.....	0.....
0241	MetLife.....	00000..		.....4275534	.....0		MetLife Investments Asia Limited (Hong Kong).....	HKG.....	NIA.....	MetLife Investment Management Holdings (Ireland) Limited	Ownership.....	100.000	MetLife, Inc.....	.....N.....	0.....
0241	MetLife.....	00000..		.....4254427	.....0		MetLife Investments Limited (UK).....	GBR.....	NIA.....	Metropolitan Life Insurance Company.....	Ownership.....	99.000	MetLife, Inc.....	.....Y.....	0.....
0241	MetLife.....	00000..		.....4254427	.....0		MetLife Investments Limited (UK).....	GBR.....	NIA.....	23rd Street Investments, Inc.....	Ownership.....	1.000	MetLife, Inc.....	.....Y.....	0.....
0241	MetLife.....	00000..		.....4254445	.....0		MetLife Latin America Asesorias e Inversiones Limitada (Chile)	CHL.....	NIA.....	Metropolitan Life Insurance Company.....	Ownership.....	99.990	MetLife, Inc.....	.....N.....	0.....
0241	MetLife.....	00000..		.....4254445	.....0		MetLife Latin America Asesorias e Inversiones Limitada (Chile)	CHL.....	NIA.....	23rd Street Investments, Inc.....	Ownership.....	0.010	MetLife, Inc.....	.....N.....	0.....
0241	MetLife.....	00000..	86-1176467..	.....0	.....0		MEX DF Properties, LLC.....	DE.....	NIA.....	Metropolitan Life Insurance Company.....	Ownership.....	100.000	MetLife, Inc.....	.....N.....	0.....
0241	MetLife.....	00000..		.....0	.....0		LAR Vivienda XVII, S. de. R. L. de C.V.....	MEX.....	NIA.....	MEX DF Properties, LLC.....	Ownership.....	99.990	MetLife, Inc.....	.....N.....	0.....
0241	MetLife.....	00000..		.....0	.....0		LAR Vivienda XVII, S. de. R. L. de C.V.....	MEX.....	NIA.....	Euro CL Investments LLC.....	Ownership.....	0.010	MetLife, Inc.....	.....N.....	0.....
0241	MetLife.....	00000..	55-0891973..	.....0	.....0		Corporate Real Estate Holdings, LLC.....	DE.....	NIA.....	Metropolitan Life Insurance Company.....	Ownership.....	100.000	MetLife, Inc.....	.....N.....	0.....
0241	MetLife.....	00000..		.....0	.....0		WFP 1000 Holding Company GP, LLC.....	DE.....	NIA.....	Metropolitan Life Insurance Company.....	Ownership.....	100.000	MetLife, Inc.....	.....N.....	0.....
0241	MetLife.....	00000..		.....0	.....0		MSV Irvine Property, LLC.....	DE.....	NIA.....	Metropolitan Life Insurance Company.....	Ownership.....	96.000	MetLife, Inc.....	.....N.....	0.....
0241	MetLife.....	00000..		.....0	.....0		MSV Irvine Property, LLC.....	DE.....	NIA.....	Metropolitan Tower Realty Company, Inc.....	Ownership.....	4.000	MetLife, Inc.....	.....N.....	0.....
0241	MetLife.....	00000..	13-3619870..	.....0	.....0		23rd Street Investments, Inc.....	DE.....	NIA.....	Metropolitan Life Insurance Company.....	Ownership.....	100.000	MetLife, Inc.....	.....Y.....	0.....
0241	MetLife.....	00000..	06-1193029..	.....0	.....0		MetLife Capital Credit L.P.....	DE.....	NIA.....	Metropolitan Life Insurance Company.....	Ownership.....	99.000	MetLife, Inc.....	.....N.....	0.....
0241	MetLife.....	00000..	06-1193029..	.....0	.....0		MetLife Capital Credit L.P.....	DE.....	NIA.....	23rd Street Investments, Inc.....	Ownership.....	1.000	MetLife, Inc.....	.....N.....	0.....
0241	MetLife.....	00000..	91-1273824..	.....0	.....0		MetLife Capital, Limited Partnership.....	DE.....	NIA.....	Metropolitan Life Insurance Company.....	Ownership.....	99.000	MetLife, Inc.....	.....N.....	0.....
0241	MetLife.....	00000..	91-1273824..	.....0	.....0		MetLife Capital, Limited Partnership.....	DE.....	NIA.....	23rd Street Investments, Inc.....	Ownership.....	1.000	MetLife, Inc.....	.....N.....	0.....
0241	MetLife.....	00000..		.....0	.....0		Long Island Solar Farm, LLC.....	DE.....	NIA.....	MetLife Renewables Holding, LLC.....	Ownership.....	9.610	MetLife, Inc.....	.....N.....	0.....
0241	MetLife.....	00000..		.....0	.....0		Long Island Solar Farm, LLC.....	DE.....	NIA.....	MetLife Capital, Limited Partnership.....	Ownership.....	90.390	MetLife, Inc.....	.....N.....	0.....
0241	MetLife.....	00000..	43-1822723..	.....4275507	.....0		Missouri Reinsurance, Inc.....	CYM.....	IA.....	Metropolitan Life Insurance Company.....	Ownership.....	100.000	MetLife, Inc.....	.....N.....	0.....
0241	MetLife.....	00000..	13-3237278..	.....0	.....0		MetLife Holdings, Inc.....	DE.....	NIA.....	Metropolitan Life Insurance Company.....	Ownership.....	100.000	MetLife, Inc.....	.....Y.....	0.....
0241	MetLife.....	00000..	13-3237275..	.....0	.....0		MetLife Credit Corp.....	DE.....	NIA.....	MetLife Holdings, Inc. (DE).....	Ownership.....	100.000	MetLife, Inc.....	.....N.....	0.....
0241	MetLife.....	00000..	13-3237277..	.....0	.....0		MetLife Funding, Inc.....	DE.....	NIA.....	MetLife Holdings, Inc. (DE).....	Ownership.....	100.000	MetLife, Inc.....	.....N.....	0.....
0241	MetLife.....	00000..		.....0	.....0		85 Broad Street Mezzanine LLC.....	DE.....	NIA.....	Metropolitan Life Insurance Company.....	Ownership.....	100.000	MetLife, Inc.....	.....N.....	0.....
0241	MetLife.....	00000..	46-5563450..	.....0	.....0		Buford Logistics Center, LLC.....	DE.....	NIA.....	Metropolitan Life Insurance Company.....	Ownership.....	100.000	MetLife, Inc.....	.....N.....	0.....
0241	MetLife.....	00000..		.....0	.....0		MetLife Park Tower Member, LLC.....	DE.....	NIA.....	Metropolitan Life Insurance Company.....	Ownership.....	100.000	MetLife, Inc.....	.....N.....	0.....
0241	MetLife.....	00000..	47-5505232..	.....0	.....0		Park Tower REIT, Inc.....	DE.....	NIA.....	MetLife Park Tower Member, LLC.....	Ownership.....	100.000	MetLife, Inc.....	.....N.....	0.....
0241	MetLife.....	00000..		.....0	.....0		Park Tower JV Member, LLC.....	DE.....	NIA.....	Park Tower REIT, Inc.....	Ownership.....	100.000	MetLife, Inc.....	.....N.....	0.....
0241	MetLife.....	00000..	13-3170235..	.....0	.....0		Metropolitan Tower Realty Company, Inc.....	DE.....	NIA.....	Metropolitan Life Insurance Company.....	Ownership.....	100.000	MetLife, Inc.....	.....Y.....	0.....
0241	MetLife.....	00000..	01-0855028..	.....0	.....0		Midtown Heights, LLC.....	DE.....	NIA.....	Metropolitan Tower Realty Company, Inc.....	Ownership.....	100.000	MetLife, Inc.....	.....N.....	0.....
0241	MetLife.....	00000..	95-4656835..	.....0	.....0		Headland-Pacific Palisades, LLC.....	CA.....	NIA.....	Metropolitan Life Insurance Company.....	Ownership.....	100.000	MetLife, Inc.....	.....N.....	0.....
0241	MetLife.....	00000..	95-4146440..	.....0	.....0		Headland Properties Associates.....	CA.....	NIA.....	Metropolitan Life Insurance Company.....	Ownership.....	99.000	MetLife, Inc.....	.....N.....	0.....

97.1



**SCHEDULE Y**

**PART 1A - DETAIL OF INSURANCE HOLDING COMPANY SYSTEM**

1	2	3	4	5	6	7	8	9	10	11	12	13	14	15	16
Group Code	Group Name	NAIC Company Code	ID Number	Federal RSSD	CIK	Name of Securities Exchange if Publicly Traded (U.S. or International)	Names of Parent, Subsidiaries or Affiliates	Domiciliary Location	Relationship to Reporting Entity	Directly Controlled by (Name of Entity/Person)	Type of Control (Ownership Board, Management Attorney-in-Fact, Influence, Other)	If Control is Ownership Provide Percentage	Ultimate Controlling Entity(ies)/Person(s)	Is an SCA Filing Required? (Y/N)	*
0241	MetLife.....	00000..	95-4146440..	.....0	.....0		Headland Properties Associates.....	CA.....	NIA.....	Headland-Pacific Palisades, LLC.....	Ownership.....	.....1.000	MetLife, Inc.....	.....N.....	0.....
0241	MetLife.....	00000..	43-6026902..	.....0	.....0		White Oak Royalty Company.....	OK.....	NIA.....	Metropolitan Life Insurance Company.....	Ownership.....	.....100.000	MetLife, Inc.....	.....Y.....	0.....
0241	MetLife.....	00000..	30-0777814..	.....0	.....0		Marketplace Residences, LLC.....	DE.....	NIA.....	Metropolitan Life Insurance Company.....	Ownership.....	.....100.000	MetLife, Inc.....	.....N.....	0.....
0241	MetLife.....	00000..	26-2853672..	.....0	.....0		MLIC Asset Holdings LLC.....	DE.....	NIA.....	Metropolitan Life Insurance Company.....	Ownership.....	.....100.000	MetLife, Inc.....	.....N.....	0.....
0241	MetLife.....	00000..		.....0	.....0		MetLife Properties Ventures, LLC.....	DE.....	NIA.....	Metropolitan Life Insurance Company.....	Ownership.....	.....100.000	MetLife, Inc.....	.....N.....	0.....
0241	MetLife.....	00000..		.....0	.....0		Citypoint Holdings II Limited (UK).....	GBR.....	NIA.....	MetLife Properties Ventures, LLC.....	Ownership.....	.....100.000	MetLife, Inc.....	.....N.....	0.....
0241	MetLife.....	00000..	22-2375428..	.....0	.....0		Transmountain Land & Livestock Company.....	MT.....	NIA.....	Metropolitan Life Insurance Company.....	Ownership.....	.....100.000	MetLife, Inc.....	.....Y.....	0.....
0241	MetLife.....	00000..	34-1650967..	.....0	.....0		Hyatt Legal Plans, Inc.....	DE.....	NIA.....	Metropolitan Life Insurance Company.....	Ownership.....	.....100.000	MetLife, Inc.....	.....Y.....	0.....
0241	MetLife.....	00000..	34-1631590..	.....0	.....0		Hyatt Legal Plans of Florida, Inc.....	FL.....	NIA.....	Hyatt Legal Plans, Inc.....	Ownership.....	.....100.000	MetLife, Inc.....	.....N.....	0.....
0241	MetLife.....	00000..	27-0226554..	.....0	.....0		MLIC Asset Holdings II LLC.....	DE.....	NIA.....	Metropolitan Life Insurance Company.....	Ownership.....	.....100.000	MetLife, Inc.....	.....N.....	0.....
0241	MetLife.....	00000..	30-0756430..	.....0	.....0		EI Conquistador MAH II LLC.....	DE.....	NIA.....	MLIC Asset Holdings II LLC.....	Ownership.....	.....100.000	MetLife, Inc.....	.....N.....	0.....
0241	MetLife.....	00000..	80-0868980..	.....0	.....0		Mansell Office LLC.....	DE.....	NIA.....	MLIC Asset Holdings II LLC.....	Ownership.....	.....73.028	MetLife, Inc.....	.....N.....	0.....
0241	MetLife.....	00000..	80-0868980..	.....0	.....0		Mansell Office LLC.....	DE.....	NIA.....	MLIC CB Holdings LLC.....	Ownership.....	.....26.972	MetLife, Inc.....	.....N.....	0.....
0241	MetLife.....	00000..	80-0869135..	.....0	.....0		Mansell Retail LLC.....	DE.....	NIA.....	MLIC Asset Holdings II LLC.....	Ownership.....	.....73.028	MetLife, Inc.....	.....N.....	0.....
0241	MetLife.....	00000..	80-0869135..	.....0	.....0		Mansell Retail LLC.....	DE.....	NIA.....	MLIC CB Holdings LLC.....	Ownership.....	.....26.972	MetLife, Inc.....	.....N.....	0.....
0241	MetLife.....	00000..		.....0	.....0		MetLife RC SF Member, LLC.....	DE.....	NIA.....	Metropolitan Life Insurance Company.....	Ownership.....	.....100.000	MetLife, Inc.....	.....N.....	0.....
0241	MetLife.....	00000..	20-3221642..	.....0	.....0		MetLife Mall Ventures Limited Partnership.....	DE.....	NIA.....	Metropolitan Life Insurance Company.....	Ownership.....	.....99.000	MetLife, Inc.....	.....N.....	0.....
0241	MetLife.....	00000..	20-3221642..	.....0	.....0		MetLife Mall Ventures Limited Partnership.....	DE.....	NIA.....	Metropolitan Tower Realty Company, Inc.....	Ownership.....	.....1.000	MetLife, Inc.....	.....N.....	0.....
0241	MetLife.....	00000..	20-8868348..	.....0	.....0		Ashton Judiciary Square, LLC.....	DE.....	NIA.....	Metropolitan Life Insurance Company.....	Ownership.....	.....100.000	MetLife, Inc.....	.....N.....	0.....
0241	MetLife.....	00000..	20-8349277..	.....0	.....0		Sandpiper Cove Associates, LLC.....	DE.....	NIA.....	Metropolitan Life Insurance Company.....	Ownership.....	.....90.590	MetLife, Inc.....	.....N.....	0.....
0241	MetLife.....	00000..	20-8349277..	.....0	.....0		Sandpiper Cove Associates, LLC.....	DE.....	NIA.....	Metropolitan Tower Realty Company, Inc.....	Ownership.....	.....9.410	MetLife, Inc.....	.....N.....	0.....
0241	MetLife.....	00000..	20-3305615..	.....0	.....0		1900 McKinney Properties, LP.....	DE.....	NIA.....	Metropolitan Life Insurance Company.....	Ownership.....	.....99.900	MetLife, Inc.....	.....N.....	0.....
0241	MetLife.....	00000..	20-3305615..	.....0	.....0		1900 McKinney Properties, LP.....	DE.....	NIA.....	Metropolitan Tower Realty Company, Inc.....	Ownership.....	.....0.100	MetLife, Inc.....	.....N.....	0.....
0241	MetLife.....	00000..	13-4047186..	.....0	.....0		MetLife Tower Resources Group, Inc.....	DE.....	NIA.....	Metropolitan Life Insurance Company.....	Ownership.....	.....100.000	MetLife, Inc.....	.....Y.....	0.....
0241	MetLife.....	00000..	75-2085469..	.....0	.....0		Para-Met Plaza Associates.....	FL.....	NIA.....	Metropolitan Life Insurance Company.....	Ownership.....	.....75.000	MetLife, Inc.....	.....N.....	0.....
0241	MetLife.....	00000..	75-2085469..	.....0	.....0		Para-Met Plaza Associates.....	FL.....	NIA.....	Metropolitan Tower Realty Company, Inc.....	Ownership.....	.....25.000	MetLife, Inc.....	.....N.....	0.....
0241	MetLife.....	00000..		.....0	.....0		Housing Fund Manager, LLC.....	DE.....	NIA.....	Metropolitan Life Insurance Company.....	Ownership.....	.....100.000	MetLife, Inc.....	.....N.....	0.....
0241	MetLife.....	00000..	26-0405155..	.....0	.....0		MTC Fund I, LLC.....	DE.....	NIA.....	Housing Fund Manager, LLC.....	Management.....	.....0.000	MetLife, Inc.....	.....N.....	0.....
0241	MetLife.....	00000..		.....0	.....0		MTC Fund II, LLC.....	DE.....	NIA.....	Housing Fund Manager, LLC.....	Management.....	.....0.000	MetLife, Inc.....	.....N.....	0.....
0241	MetLife.....	00000..	14-2013939..	.....0	.....0		MTC Fund III, LLC.....	DE.....	NIA.....	Housing Fund Manager, LLC.....	Management.....	.....0.000	MetLife, Inc.....	.....N.....	0.....
0241	MetLife.....	00000..	13-4078322..	.....0	.....0		334 Madison Euro Investments, Inc.....	DE.....	NIA.....	Metropolitan Life Insurance Company.....	Ownership.....	.....100.000	MetLife, Inc.....	.....Y.....	0.....
0241	MetLife.....	00000..		.....0	.....0		St. James Fleet Investments Two Limited.....	CYM.....	NIA.....	Metropolitan Life Insurance Company.....	Ownership.....	.....100.000	MetLife, Inc.....	.....Y.....	0.....
0241	MetLife.....	00000..		.....0	.....0		Park Twenty Three Investments Company (UK).....	GBR.....	NIA.....	St. James Fleet Investments Two Limited.....	Ownership.....	.....100.000	MetLife, Inc.....	.....N.....	0.....
0241	MetLife.....	00000..		.....0	.....0		Convent Station Euro Investments Four Company (UK).....	GBR.....	NIA.....	Park Twenty Three Investments Company.....	Ownership.....	.....100.000	MetLife, Inc.....	.....N.....	0.....
0241	MetLife.....	00000..		.....0	.....0		OMI MLIC Investments Limited.....	CYM.....	NIA.....	Convent Station Euro Investments Four Company.....	Ownership.....	.....100.000	MetLife, Inc.....	.....N.....	0.....

97.2

# SCHEDULE Y

## PART 1A - DETAIL OF INSURANCE HOLDING COMPANY SYSTEM

1	2	3	4	5	6	7	8	9	10	11	12	13	14	15	16
Group Code	Group Name	NAIC Company Code	ID Number	Federal RSSD	CIK	Name of Securities Exchange if Publicly Traded (U.S. or International)	Names of Parent, Subsidiaries or Affiliates	Domiciliary Location	Relationship to Reporting Entity	Directly Controlled by (Name of Entity/Person)	Type of Control (Ownership Board, Management Attorney-in-Fact, Influence, Other)	If Control is Ownership Provide Percentage	Ultimate Controlling Entity(ies)/Person(s)	Is an SCA Filing Required? (Y/N)	*
0241	MetLife.....	00000..	46-3608641..	.....0	.....0		ML Swan Mezz, LLC.....	DE.....	NIA.....	Metropolitan Life Insurance Company.....	Ownership.....	...100.000	MetLife, Inc.....	....N.....	0.....
0241	MetLife.....	00000..	46-3589015..	.....0	.....0		ML Swan GP, LLC.....	DE.....	NIA.....	ML Swan Mezz, LLC.....	Ownership.....	...100.000	MetLife, Inc.....	....N.....	0.....
0241	MetLife.....	00000..	46-3616798..	.....0	.....0		ML Dolphin Mezz, LLC.....	DE.....	NIA.....	Metropolitan Life Insurance Company.....	Ownership.....	...100.000	MetLife, Inc.....	....N.....	0.....
0241	MetLife.....	00000..	46-3593573..	.....0	.....0		ML Dolphin GP, LLC.....	DE.....	NIA.....	ML Dolphin Mezz, LLC.....	Ownership.....	...100.000	MetLife, Inc.....	....N.....	0.....
0241	MetLife.....	00000..		.....0	.....0		Haskell East Village, LLC.....	DE.....	NIA.....	Metropolitan Life Insurance Company.....	Ownership.....	...100.000	MetLife, Inc.....	....N.....	0.....
0241	MetLife.....	00000..	46-3426206..	.....0	.....0		MetLife Cabo Hilton Member, LLC.....	DE.....	NIA.....	Metropolitan Life Insurance Company.....	Ownership.....	....54.129	MetLife, Inc.....	....N.....	0.....
0241	MetLife.....	00000..	46-3426206..	.....0	.....0		MetLife Cabo Hilton Member, LLC.....	DE.....	NIA.....	General American Life Insurance Company....	Ownership.....	....16.900	MetLife, Inc.....	....N.....	0.....
0241	MetLife.....	00000..	46-3426206..	.....0	.....0		MetLife Cabo Hilton Member, LLC.....	DE.....	NIA.....	MetLife Insurance Company USA.....	Ownership.....	....28.971	MetLife, Inc.....	....N.....	0.....
0241	MetLife.....	00000..	46-0803970..	.....0	.....0		MetLife CC Member, LLC.....	DE.....	NIA.....	Metropolitan Life Insurance Company.....	Ownership.....	....95.122	MetLife, Inc.....	....N.....	0.....
0241	MetLife.....	00000..	46-0803970..	.....0	.....0		MetLife CC Member, LLC.....	DE.....	NIA.....	General American Life Insurance Company....	Ownership.....	....4.878	MetLife, Inc.....	....N.....	0.....
0241	MetLife.....	00000..	13-5581829..	.....0	.....0		MetLife SP Holdings, LLC.....	DE.....	NIA.....	Metropolitan Life Insurance Company.....	Ownership.....	...100.000	MetLife, Inc.....	....N.....	0.....
0241	MetLife.....	00000..	80-0821598..	.....0	.....0		Oconee Hotel Company, LLC.....	DE.....	NIA.....	Metropolitan Life Insurance Company.....	Ownership.....	...100.000	MetLife, Inc.....	....N.....	0.....
0241	MetLife.....	00000..	80-0823015..	.....0	.....0		Oconee Land Company, LLC.....	DE.....	NIA.....	Metropolitan Life Insurance Company.....	Ownership.....	...100.000	MetLife, Inc.....	....N.....	0.....
0241	MetLife.....	00000..	80-0823413..	.....0	.....0		Oconee Land Development Company, LLC.....	DE.....	NIA.....	Oconee Land Company, LLC.....	Ownership.....	...100.000	MetLife, Inc.....	....N.....	0.....
0241	MetLife.....	00000..	90-0853553..	.....0	.....0		Oconee Golf Company, LLC.....	DE.....	NIA.....	Oconee Land Company, LLC.....	Ownership.....	...100.000	MetLife, Inc.....	....N.....	0.....
0241	MetLife.....	00000..	37-1694299..	.....0	.....0		Oconee Marina Company, LLC.....	DE.....	NIA.....	Oconee Land Company, LLC.....	Ownership.....	...100.000	MetLife, Inc.....	....N.....	0.....
0241	MetLife.....	00000..		.....0	.....0		1201 TAB Manager, LLC.....	DE.....	NIA.....	Metropolitan Life Insurance Company.....	Ownership.....	...100.000	MetLife, Inc.....	....N.....	0.....
0241	MetLife.....	00000..		.....0	.....0		MetLife 1201 TAB Member, LLC.....	DE.....	NIA.....	Metropolitan Life Insurance Company.....	Ownership.....	....96.900	MetLife, Inc.....	....N.....	0.....
0241	MetLife.....	00000..		.....0	.....0		MetLife 1201 TAB Member, LLC.....	DE.....	NIA.....	Metropolitan Property and Casualty Insurance Company	Ownership.....	....3.100	MetLife, Inc.....	....N.....	0.....
0241	MetLife.....	00000..		.....0	.....0		MetLife LHH Member, LLC.....	DE.....	NIA.....	Metropolitan Life Insurance Company.....	Ownership.....	....99.000	MetLife, Inc.....	....N.....	0.....
0241	MetLife.....	00000..		.....0	.....0		MetLife LHH Member, LLC.....	DE.....	NIA.....	General American Life Insurance Company ...	Ownership.....	....1.000	MetLife, Inc.....	....N.....	0.....
0241	MetLife.....	00000..	20-1035937..	.....0	.....0		Riverway Residential, LP.....	DE.....	NIA.....	Metropolitan Life Insurance Company.....	Ownership.....	....99.900	MetLife, Inc.....	....N.....	0.....
0241	MetLife.....	00000..	20-1035937..	.....0	.....0		Riverway Residential, LP.....	DE.....	NIA.....	Metropolitan Tower Realty Company, Inc.....	Ownership.....	....0.100	MetLife, Inc.....	....N.....	0.....
0241	MetLife.....	00000..		.....0	.....0		1925 WJC Owner, LLC (DE) .....	DE.....	NIA.....	Metropolitan Life Insurance Company.....	Ownership.....	...100.000	MetLife, Inc.....	....N.....	0.....
0241	MetLife.....	00000..	26-1762232..	.....0	.....0		Boulevard Residential, LLC.....	DE.....	NIA.....	Metropolitan Life Insurance Company.....	Ownership.....	...100.000	MetLife, Inc.....	....N.....	0.....
0241	MetLife.....	00000..		.....0	.....0		MetLife Ontario Street Member, LLC (DE) .....	DE.....	NIA.....	Metropolitan Life Insurance Company.....	Ownership.....	...100.000	MetLife, Inc.....	....N.....	0.....
0241	MetLife.....	00000..	46-4158087..	.....0	.....0		MetLife 555 12th Member, LLC.....	DE.....	NIA.....	Metropolitan Life Insurance Company.....	Ownership.....	....94.600	MetLife, Inc.....	....N.....	0.....
0241	MetLife.....	00000..	46-4158087..	.....0	.....0		MetLife 555 12th Member, LLC.....	DE.....	NIA.....	General American Life Insurance Company....	Ownership.....	....5.400	MetLife, Inc.....	....N.....	0.....
0241	MetLife.....	00000..	47-2085444..	.....0	.....0		ML-AI MetLife Member 2, LLC.....	DE.....	NIA.....	Metropolitan Life Insurance Company.....	Ownership.....	....98.970	MetLife, Inc.....	....N.....	0.....
0241	MetLife.....	00000..	47-2085444..	.....0	.....0		ML-AI MetLife Member 2, LLC.....	DE.....	NIA.....	General American Life Insurance Company....	Ownership.....	....1.030	MetLife, Inc.....	....N.....	0.....
0241	MetLife.....	00000..		.....0	.....0		ML-AI MetLife Member 3, LLC.....	DE.....	NIA.....	Metropolitan Life Insurance Company.....	Ownership.....	...100.000	MetLife, Inc.....	....N.....	0.....
0241	MetLife.....	00000..		.....0	.....0		MetLife ConSquare Member, LLC (DE).....	DE.....	NIA.....	Metropolitan Life Insurance Company.....	Ownership.....	...100.000	MetLife, Inc.....	....N.....	0.....
0241	MetLife.....	00000..	81-0770888..	.....0	.....0		MetLife Treat Towers Member, LLC.....	DE.....	NIA.....	Metropolitan Life Insurance Company.....	Ownership.....	...100.000	MetLife, Inc.....	....N.....	0.....
0241	MetLife.....	00000..	46-4133357..	.....0	.....0		ML Bridgeside Apartments, LLC.....	DE.....	NIA.....	Metropolitan Life Insurance Company.....	Ownership.....	...100.000	MetLife, Inc.....	....N.....	0.....

97.3

# SCHEDULE Y

## PART 1A - DETAIL OF INSURANCE HOLDING COMPANY SYSTEM

1	2	3	4	5	6	7	8	9	10	11	12	13	14	15	16
Group Code	Group Name	NAIC Company Code	ID Number	Federal RSSD	CIK	Name of Securities Exchange if Publicly Traded (U.S. or International)	Names of Parent, Subsidiaries or Affiliates	Domiciliary Location	Relationship to Reporting Entity	Directly Controlled by (Name of Entity/Person)	Type of Control (Ownership Board, Management Attorney-in-Fact, Influence, Other)	If Control is Ownership Provide Percentage	Ultimate Controlling Entity(ies)/Person(s)	Is an SCA Filing Required? (Y/N)	*
0241	MetLife.....	00000..					MetLife Camino Ramon Member, LLC.....	DE.....	NIA.....	General American Life Insurance Company....	Ownership.....	.....1.000	MetLife, Inc.....	.....N.....	0.....
0241	MetLife.....	00000..					MetLife Camino Ramon Member, LLC.....	DE.....	NIA.....	Metropolitan Life Insurance Company.....	Ownership.....	.....99.000	MetLife, Inc.....	.....N.....	0.....
0241	MetLife.....	00000..	46-4255167..				ML Terraces, LLC.....	DE.....	NIA.....	Metropolitan Life Insurance Company.....	Ownership.....	.....100.000	MetLife, Inc.....	.....N.....	0.....
0241	MetLife.....	00000..					MetLife CB W/A, LLC.....	DE.....	NIA.....	Metropolitan Life Insurance Company.....	Ownership.....	.....100.000	MetLife, Inc.....	.....N.....	0.....
0241	MetLife.....	00000..	47-1970965..				ML New River Village III, LLC.....	DE.....	NIA.....	Metropolitan Life Insurance Company.....	Ownership.....	.....100.000	MetLife, Inc.....	.....N.....	0.....
0241	MetLife.....	00000..					MetLife 1007 Stewart, LLC.....	DE.....	NIA.....	Metropolitan Life Insurance Company.....	Ownership.....	.....100.000	MetLife, Inc.....	.....N.....	0.....
0241	MetLife.....	00000..					Chestnut Flats Wind, LLC.....	DE.....	NIA.....	Metropolitan Life Insurance Company.....	Ownership.....	.....100.000	MetLife, Inc.....	.....N.....	0.....
0241	MetLife.....	00000..					MetLife 425 MKT Member, LLC.....	DE.....	NIA.....	Metropolitan Life Insurance Company.....	Ownership.....	.....100.000	MetLife, Inc.....	.....N.....	0.....
0241	MetLife.....	00000..	46-4229772..				MetLife THR Investor, LLC.....	DE.....	NIA.....	Metropolitan Life Insurance Company.....	Ownership.....	.....100.000	MetLife, Inc.....	.....N.....	0.....
0241	MetLife.....	00000..					MetLife OFC Member, LLC.....	DE.....	NIA.....	Metropolitan Life Insurance Company.....	Ownership.....	.....100.000	MetLife, Inc.....	.....N.....	0.....
0241	MetLife.....	00000..	47-1256270..				MetLife OBS Member, LLC.....	DE.....	NIA.....	Metropolitan Life Insurance Company.....	Ownership.....	.....100.000	MetLife, Inc.....	.....N.....	0.....
0241	MetLife.....	00000..					MetLife FM Hotel Member, LLC.....	DE.....	NIA.....	Metropolitan Life Insurance Company.....	Ownership.....	.....100.000	MetLife, Inc.....	.....N.....	0.....
0241	MetLife.....	00000..					LHCW Holdings (U.S.) LLC.....	DE.....	NIA.....	MetLife FM Hotel Member, LLC.....	Ownership.....	.....100.000	MetLife, Inc.....	.....N.....	0.....
0241	MetLife.....	00000..					LHC Holdings (U.S.) LLC.....	DE.....	NIA.....	LHCW Holdings (U.S.) LLC.....	Ownership.....	.....100.000	MetLife, Inc.....	.....N.....	0.....
0241	MetLife.....	00000..					LHCW Hotel Holding (U.S.) LLC.....	DE.....	NIA.....	LHC Holdings (U.S.) LLC.....	Ownership.....	.....100.000	MetLife, Inc.....	.....N.....	0.....
0241	MetLife.....	00000..					LHCW Hotel Holding (2002) LLC.....	DE.....	NIA.....	LHCW Hotel Holding (U.S.) LLC.....	Ownership.....	.....100.000	MetLife, Inc.....	.....N.....	0.....
0241	MetLife.....	00000..					LHCW Hotel Operating Company (2002) LLC..	DE.....	NIA.....	LHCW Hotel Holding (U.S.) LLC.....	Ownership.....	.....100.000	MetLife, Inc.....	.....N.....	0.....
0241	MetLife.....	00000..	46-4584166..				ML Southmore, LLC.....	DE.....	NIA.....	Metropolitan Life Insurance Company.....	Ownership.....	.....99.000	MetLife, Inc.....	.....N.....	0.....
0241	MetLife.....	00000..	46-4584166..				ML Southmore, LLC.....	DE.....	NIA.....	General American Life Insurance Company ...	Ownership.....	.....1.000	MetLife, Inc.....	.....N.....	0.....
0241	MetLife.....	00000..					MetLife HCMJV 1 GP, LLC.....	DE.....	NIA.....	Metropolitan Life Insurance Company.....	Ownership.....	.....100.000	MetLife, Inc.....	.....N.....	0.....
0241	MetLife.....	00000..					ML-AI MetLife Member 1, LLC.....	DE.....	NIA.....	Metropolitan Life Insurance Company.....	Ownership.....	.....95.199	MetLife, Inc.....	.....N.....	0.....
0241	MetLife.....	00000..					ML-AI MetLife Member 1, LLC.....	DE.....	NIA.....	Metropolitan Property and Casualty Insurance Company	Ownership.....	.....4.801	MetLife, Inc.....	.....N.....	0.....
0241	MetLife.....	00000..	13-3759652..	3166279	0		MetLife International Holdings, LLC.....	DE.....	NIA.....	MetLife Global Holding Company II GmbH (Swiss)	Ownership.....	.....100.000	MetLife, Inc.....	.....N.....	0.....
0241	MetLife.....	00000..	13-3953333..	3166372	0		Natiloportem Holdings, LLC.....	DE.....	NIA.....	MetLife International Holdings, LLC.....	Ownership.....	.....100.000	MetLife, Inc.....	.....N.....	0.....
0241	MetLife.....	00000..		3166402	0		Excelencia Operativa y Tecnologica, S.A. de C.V. (Mexico)	MEX.....	NIA.....	Natiloportem Holdings, LLC.....	Ownership.....	.....99.000	MetLife, Inc.....	.....N.....	0.....
0241	MetLife.....	00000..		3166402	0		Excelencia Operativa y Tecnologica, S.A. de C.V. (Mexico)	MEX.....	NIA.....	MetLife Mexico Servicios, S.A. de C.V.....	Ownership.....	.....1.000	MetLife, Inc.....	.....N.....	0.....
0241	MetLife.....	00000..		3373705	0		MLA Comercial, S.A. de C.V. (Mexico).....	MEX.....	NIA.....	Excelencia Operativa y Tecnologica, S.A. de C.V.	Ownership.....	.....99.000	MetLife, Inc.....	.....N.....	0.....
0241	MetLife.....	00000..		3373705	0		MLA Comercial, S.A. de C.V. (Mexico).....	MEX.....	NIA.....	MetLife Mexico Servicios, S.A. de C.V.....	Ownership.....	.....1.000	MetLife, Inc.....	.....N.....	0.....
0241	MetLife.....	00000..		3373714	0		MLA Servicios S.A. de C.V. (Mexico).....	MEX.....	NIA.....	Excelencia Operativa y Tecnologica, S.A. de C.V.	Ownership.....	.....99.000	MetLife, Inc.....	.....N.....	0.....
0241	MetLife.....	00000..		3373714	0		MLA Servicios S.A. de C.V. (Mexico).....	MEX.....	NIA.....	MetLife Mexico Servicios, S.A. de C.V.....	Ownership.....	.....1.000	MetLife, Inc.....	.....N.....	0.....
0241	MetLife.....	00000..		4240907	0		MM Global Operations Support Center, S.A. de C.V.	MEX.....	NIA.....	MetLife Global Holding Company II GmbH (Swiss)	Ownership.....	.....100.000	MetLife, Inc.....	.....N.....	0.....

97.4

## SCHEDULE Y

### PART 1A - DETAIL OF INSURANCE HOLDING COMPANY SYSTEM

1	2	3	4	5	6	7	8	9	10	11	12	13	14	15	16
Group Code	Group Name	NAIC Company Code	ID Number	Federal RSSD	CIK	Name of Securities Exchange if Publicly Traded (U.S. or International)	Names of Parent, Subsidiaries or Affiliates	Domiciliary Location	Relationship to Reporting Entity	Directly Controlled by (Name of Entity/Person)	Type of Control (Ownership Board, Management Attorney-in-Fact, Influence, Other)	If Control is Ownership Provide Percentage	Ultimate Controlling Entity(ies)/Person(s)	Is an SCA Filing Required? (Y/N)	*
0241	MetLife.....	00000..		4240907	0		MM Global Operations Support Center, S.A. de C.V.	MEX.....	NIA.....	MetLife Global Holding Company I GmbH (Swiss)	Ownership.....	0.000	MetLife, Inc.....	N.....	0.....
0241	MetLife.....	00000..		4254995	0		Fundacion MetLife Mexico, A.C.....	MEX.....	NIA.....	MM Global Operations Support Center, S.A. de C.V., S.A. de C.V.	Ownership.....	100.000	MetLife, Inc.....	N.....	0.....
0241	MetLife.....	00000..		3166318	0		Metropolitan Life Seguros e Previdencia Privada S.A. (Brazil)	BRA.....	IA.....	MetLife International Holdings, LLC.....	Ownership.....	66.662	MetLife, Inc.....	N.....	0.....
0241	MetLife.....	00000..		3166318	0		Metropolitan Life Seguros e Previdencia Privada S.A. (Brazil)	BRA.....	IA.....	MetLife Worldwide Holdings, LLC.....	Ownership.....	33.337	MetLife, Inc.....	N.....	0.....
0241	MetLife.....	00000..		3166318	0		Metropolitan Life Seguros e Previdencia Privada S.A. (Brazil)	BRA.....	IA.....	Natiloportem Holdings, LLC.....	Ownership.....	0.001	MetLife, Inc.....	N.....	0.....
0241	MetLife.....	00000..		4191616	0		MetLife Ireland Holdings One Limited.....	IRL.....	NIA.....	MetLife International Holdings, LLC.....	Ownership.....	100.000	MetLife, Inc.....	N.....	0.....
0241	MetLife.....	00000..		4189846	0		MetLife Global Holdings Corporation S.A. de C.V. (Mexico)	MEX.....	NIA.....	MetLife Ireland Holdings One Limited.....	Ownership.....	98.900	MetLife, Inc.....	N.....	0.....
0241	MetLife.....	00000..		4189846	0		MetLife Global Holdings Corporation S.A. de C.V. (Mexico)	MEX.....	NIA.....	MetLife International Limited, LLC.....	Ownership.....	1.100	MetLife, Inc.....	N.....	0.....
0241	MetLife.....	00000..	13-3047691..	0	0		Metropolitan Global Management, LLC.....	IRL.....	NIA.....	MetLife Global Holdings Corporation S.A. de C.V.	Ownership.....	99.700	MetLife, Inc.....	N.....	0.....
0241	MetLife.....	00000..	13-3047691..	0	0		Metropolitan Global Management, LLC.....	IRL.....	NIA.....	MetLife International Holdings, LLC.....	Ownership.....	0.300	MetLife, Inc.....	N.....	0.....
0241	MetLife.....	00000..	AA-2730030.	3165740	0		MetLife Mexico Holding S. de R.L. de C.V.....	MEX.....	IA.....	Metropolitan Global Management, LLC.....	Ownership.....	100.000	MetLife, Inc.....	N.....	0.....
0241	MetLife.....	00000..	AA-2730030.	3165740	0		MetLife Mexico Holding S. de R.L. de C.V.....	MEX.....	IA.....	Excelencia Operativa y Tecnologica, S.A. de C.V.	Ownership.....	0.000	MetLife, Inc.....	N.....	0.....
0241	MetLife.....	00000..	AA-2730030.	3165740	0		MetLife Mexico S.A.....	MEX.....	IA.....	Metropolitan Global Management, LLC.....	Ownership.....	99.050	MetLife, Inc.....	N.....	0.....
0241	MetLife.....	00000..	AA-2730030.	3165740	0		MetLife Mexico S.A.....	MEX.....	IA.....	MetLife International Holdings, LLC.....	Ownership.....	0.950	MetLife, Inc.....	N.....	0.....
0241	MetLife.....	00000..		4255291	0		MetLife Afore, S.A. de C.V. (Mexico).....	MEX.....	IA.....	MetLife Mexico S.A.....	Ownership.....	99.990	MetLife, Inc.....	N.....	0.....
0241	MetLife.....	00000..		4255291	0		MetLife Afore, S.A. de C.V. (Mexico).....	MEX.....	IA.....	MetLife Pensiones S.A.....	Ownership.....	0.010	MetLife, Inc.....	N.....	0.....
0241	MetLife.....	00000..		4241061	0		ML Capacitacion Comercial S.A. de C.V. (Mexico)	MEX.....	NIA.....	MetLife Mexico S.A.....	Ownership.....	99.000	MetLife, Inc.....	N.....	0.....
0241	MetLife.....	00000..		4241061	0		ML Capacitacion Comercial S.A. de C.V. (Mexico)	MEX.....	NIA.....	MetLife Mexico Servicios, S.A. de C.V.....	Ownership.....	1.000	MetLife, Inc.....	N.....	0.....
0241	MetLife.....	00000..		4255303	0		MetA SIEFORE Adicional, S.A. de C.V. (Mexico)	MEX.....	NIA.....	MetLife Afore, S.A. de C.V.....	Ownership.....	99.990	MetLife, Inc.....	N.....	0.....
0241	MetLife.....	00000..		4255303	0		MetA SIEFORE Adicional, S.A. de C.V. (Mexico)	MEX.....	NIA.....	MetLife Mexico S.A.....	Ownership.....	0.010	MetLife, Inc.....	N.....	0.....
0241	MetLife.....	00000..		4255415	0		Met1 SIEFORE, S.A. de C.V. (Mexico).....	MEX.....	NIA.....	MetLife Afore, S.A. de C.V.....	Ownership.....	99.990	MetLife, Inc.....	N.....	0.....
0241	MetLife.....	00000..		4255415	0		Met1 SIEFORE, S.A. de C.V. (Mexico).....	MEX.....	NIA.....	MetLife Mexico S.A.....	Ownership.....	0.010	MetLife, Inc.....	N.....	0.....
0241	MetLife.....	00000..		4255844	0		Met2 SIEFORE, S.A. de C.V. (Mexico).....	MEX.....	NIA.....	MetLife Afore, S.A. de C.V.....	Ownership.....	99.990	MetLife, Inc.....	N.....	0.....

97.5

## SCHEDULE Y

### PART 1A - DETAIL OF INSURANCE HOLDING COMPANY SYSTEM

1	2	3	4	5	6	7	8	9	10	11	12	13	14	15	16
Group Code	Group Name	NAIC Company Code	ID Number	Federal RSSD	CIK	Name of Securities Exchange if Publicly Traded (U.S. or International)	Names of Parent, Subsidiaries or Affiliates	Domiciliary Location	Relationship to Reporting Entity	Directly Controlled by (Name of Entity/Person)	Type of Control (Ownership Board, Management Attorney-in-Fact, Influence, Other)	If Control is Ownership Provide Percentage	Ultimate Controlling Entity(ies)/Person(s)	Is an SCA Filing Required? (Y/N)	*
0241	MetLife.....	00000..		4255844	.....0		Met2 SIEFORE, S.A. de C.V. (Mexico).....	MEX.....	NIA.....	MetLife Mexico S.A.....	Ownership.....	.....0.010	MetLife, Inc.....	.....N.....	0.....
0241	MetLife.....	00000..		4255394	.....0		Met3 SIEFORE Basica, S.A. de C.V. (Mexico)..	MEX.....	NIA.....	MetLife Afore, S.A. de C.V.....	Ownership.....	.....99.990	MetLife, Inc.....	.....N.....	0.....
0241	MetLife.....	00000..		4255394	.....0		Met3 SIEFORE Basica, S.A. de C.V. (Mexico)..	MEX.....	NIA.....	MetLife Mexico S.A.....	Ownership.....	.....0.010	MetLife, Inc.....	.....N.....	0.....
0241	MetLife.....	00000..		4255385	.....0		Met4 SIEFORE, S.A. de C.V. (Mexico).....	MEX.....	NIA.....	MetLife Afore, S.A. de C.V.....	Ownership.....	.....99.990	MetLife, Inc.....	.....N.....	0.....
0241	MetLife.....	00000..		4255385	.....0		Met4 SIEFORE, S.A. de C.V. (Mexico).....	MEX.....	NIA.....	MetLife Mexico S.A.....	Ownership.....	.....0.010	MetLife, Inc.....	.....N.....	0.....
0241	MetLife.....	00000..		4255376	.....0		Met0 SIEFORE Adicional, S.A. de C.V. (Mexico)	MEX.....	NIA.....	MetLife Afore, S.A. de C.V.....	Ownership.....	.....99.990	MetLife, Inc.....	.....N.....	0.....
0241	MetLife.....	00000..		4255376	.....0		Met0 SIEFORE Adicional, S.A. de C.V. (Mexico)	MEX.....	NIA.....	MetLife Mexico S.A.....	Ownership.....	.....0.010	MetLife, Inc.....	.....N.....	0.....
0241	MetLife.....	00000..		3165795	.....0		MetLife Pensiones Mexico S.A.....	MEX.....	IA.....	Metropolitan Global Management , LLC.....	Ownership.....	.....97.513	MetLife, Inc.....	.....N.....	0.....
0241	MetLife.....	00000..		3165795	.....0		MetLife Pensiones Mexico S.A.....	MEX.....	IA.....	MetLife International Holdings, LLC.....	Ownership.....	.....2.488	MetLife, Inc.....	.....N.....	0.....
0241	MetLife.....	00000..		3267390	.....0		MetLife Mexico Servicios S.A. de C.V.....	MEX.....	NIA.....	Metropolitan Global Management , LLC.....	Ownership.....	.....98.000	MetLife, Inc.....	.....N.....	0.....
0241	MetLife.....	00000..		3267390	.....0		MetLife Mexico Servicios S.A. de C.V.....	MEX.....	NIA.....	MetLife International Holdings, LLC.....	Ownership.....	.....2.000	MetLife, Inc.....	.....N.....	0.....
0241	MetLife.....	00000..	AA-5420018.	3166288	.....0		MetLife Insurance Company of Korea, Limited..	KOR.....	IA.....	MetLife Mexico S.A.....	Ownership.....	.....14.640	MetLife, Inc.....	.....N.....	0.....
0241	MetLife.....	00000..	AA-5420018.	3166288	.....0		MetLife Insurance Company of Korea, Limited..	KOR.....	IA.....	Metropolitan Global Management , LLC.....	Ownership.....	.....85.360	MetLife, Inc.....	.....N.....	0.....
0241	MetLife.....	00000..		0	.....0		MetLife Financial Services, Co., Ltd. (South Korea)	KOR.....	NIA.....	MetLife Insurance Company of Korea, Limited	Ownership.....	.....100.000	MetLife, Inc.....	.....N.....	0.....
0241	MetLife.....	00000..		4200880	.....0		MetLife Ireland Treasury d.a.c.....	IRL.....	NIA.....	MetLife Global Holdings Corporation S.A. de C.V.	Ownership.....	.....100.000	MetLife, Inc.....	.....N.....	0.....
0241	MetLife.....	00000..	AA-1930041.	1173714	.....0		MetLife Insurance Limited (Australia).....	AUS.....	IA.....	MetLife Ireland Treasury Limited.....	Ownership.....	.....91.165	MetLife, Inc.....	.....N.....	0.....
0241	MetLife.....	00000..	AA-1930041.	1173714	.....0		MetLife Insurance Limited (Australia).....	AUS.....	IA.....	MetLife Global Holdings Corporation S.A. de C.V.	Ownership.....	.....8.835	MetLife, Inc.....	.....N.....	0.....
0241	MetLife.....	00000..		0	.....0		The Direct Call Center PTY Limited (Australia)..	AUS.....	NIA.....	MetLife Insurance Limited (Australia).....	Ownership.....	.....100.000	MetLife, Inc.....	.....N.....	0.....
0241	MetLife.....	00000..		4239358	.....0		MetLife Investments PTY Limited (Australia)....	AUS.....	NIA.....	MetLife Insurance Limited (Australia).....	Ownership.....	.....100.000	MetLife, Inc.....	.....N.....	0.....
0241	MetLife.....	00000..		4239367	.....0		MetLife Insurance and Investment Trust (Australia)	AUS.....	NIA.....	MetLife Investments PTY Limited.....	Ownership.....	.....100.000	MetLife, Inc.....	.....N.....	0.....
0241	MetLife.....	00000..		1173732	.....0		MetLife General Insurance Limited (Australia)..	AUS.....	IA.....	MetLife Ireland Treasury Limited.....	Ownership.....	.....100.000	MetLife, Inc.....	.....N.....	0.....
0241	MetLife.....	00000..		0	.....0		MetLife International Limited, LLC (DE).....	DE.....	NIA.....	MetLife International Holdings, LLC.....	Ownership.....	.....100.000	MetLife, Inc.....	.....N.....	0.....
0241	MetLife.....	00000..		0	.....0		AmMetLife Insurance Berhad.....	MYS.....	IA.....	MetLife International Holdings, LLC.....	Ownership.....	.....50.000	MetLife, Inc.....	.....N.....	0.....
0241	MetLife.....	00000..		0	.....0		MAXIS GBN S.A.S.....	FRA.....	NIA.....	MetLife International Holdings, LLC.....	Ownership.....	.....50.000	MetLife, Inc.....	.....N.....	0.....
0241	MetLife.....	00000..	AA-5480033.	0	.....0		AmMetLife Takaful Berhad.....	MYS.....	IA.....	MetLife International Holdings, LLC.....	Ownership.....	.....50.000	MetLife, Inc.....	.....N.....	0.....
0241	MetLife.....	00000..		0	.....0		MetLife Asia Limited (Hong Kong).....	HKG.....	NIA.....	MetLife International Holdings, LLC.....	Ownership.....	.....100.000	MetLife, Inc.....	.....N.....	0.....
0241	MetLife.....	00000..		3166309	.....0		Metropolitan Life Insurance Company of Hong Kong Limited	HKG.....	IA.....	MetLife International Holdings, LLC.....	Ownership.....	.....99.999	MetLife, Inc.....	.....N.....	0.....
0241	MetLife.....	00000..		3166309	.....0		Metropolitan Life Insurance Company of Hong Kong Limited	HKG.....	IA.....	Natiloportem Holdings, LLC.....	Ownership.....	.....0.001	MetLife, Inc.....	.....N.....	0.....

97.6

## SCHEDULE Y

### PART 1A - DETAIL OF INSURANCE HOLDING COMPANY SYSTEM

1	2	3	4	5	6	7	8	9	10	11	12	13	14	15	16
Group Code	Group Name	NAIC Company Code	ID Number	Federal RSSD	CIK	Name of Securities Exchange if Publicly Traded (U.S. or International)	Names of Parent, Subsidiaries or Affiliates	Domiciliary Location	Relationship to Reporting Entity	Directly Controlled by (Name of Entity/Person)	Type of Control (Ownership Board, Management Attorney-in-Fact, Influence, Other)	If Control is Ownership Provide Percentage	Ultimate Controlling Entity(ies)/Person(s)	Is an SCA Filing Required? (Y/N)	*
0241	MetLife.....	00000..	.....	4195913	.....0	.....	MetLife Planos Odontologicos Ltda. (Brazil).....	BRA.....	IA.....	MetLife International Holdings, LLC.....	Ownership.....	99.999	MetLife, Inc.....	.....N.....	0.....
0241	MetLife.....	00000..	.....	4195913	.....0	.....	MetLife Planos Odontologicos Ltda. (Brazil).....	BRA.....	IA.....	Natiloportem Holdings, LLC.....	Ownership.....	0.001	MetLife, Inc.....	.....N.....	0.....
0241	MetLife.....	00000..	20-5894439..	3373639	.....0	.....	MetLife Global, Inc.....	DE.....	NIA.....	MetLife, Inc.....	Ownership.....	100.000	MetLife, Inc.....	.....N.....	0.....
0241	MetLife.....	00000..	.....	4189837	.....0	.....	Inversiones MetLife Holdco Dos Limitada (Chile)	CHL.....	NIA.....	MetLife International Holdings, LLC.....	Ownership.....	0.001	MetLife, Inc.....	.....N.....	0.....
0241	MetLife.....	00000..	.....	4189837	.....0	.....	Inversiones MetLife Holdco Dos Limitada (Chile)	CHL.....	NIA.....	Natiloportem Holdings, LLC.....	Ownership.....	0.000	MetLife, Inc.....	.....N.....	0.....
0241	MetLife.....	00000..	.....	4189837	.....0	.....	Inversiones MetLife Holdco Dos Limitada (Chile)	CHL.....	NIA.....	MetLife, Inc.....	Ownership.....	99.999	MetLife, Inc.....	.....N.....	0.....
0241	MetLife.....	00000..	AA-2130012..	1641857	.....0	.....	MetLife Seguros S.A. (Argentina).....	ARG.....	IA.....	MetLife International Holdings, LLC.....	Ownership.....	95.524	MetLife, Inc.....	.....N.....	0.....
0241	MetLife.....	00000..	AA-2130012..	1641857	.....0	.....	MetLife Seguros S.A. (Argentina).....	ARG.....	IA.....	Natiloportem Holdings, LLC.....	Ownership.....	2.675	MetLife, Inc.....	.....N.....	0.....
0241	MetLife.....	00000..	AA-2130012..	4251145	.....0	.....	MetLife Seguros S.A. (Argentina).....	ARG.....	IA.....	International Technical and Advisory Services Limited (USA-Delaware)	Ownership.....	1.801	MetLife, Inc.....	.....N.....	0.....
0241	MetLife.....	00000..	.....	2327738	.....0	.....	Compania Inversora MetLife S.A. (Argentina).....	ARG.....	NIA.....	MetLife International Holdings, LLC.....	Ownership.....	95.460	MetLife, Inc.....	.....N.....	0.....
0241	MetLife.....	00000..	.....	2327738	.....0	.....	Compania Inversora MetLife S.A. (Argentina).....	ARG.....	NIA.....	Natiloportem Holdings, LLC.....	Ownership.....	4.540	MetLife, Inc.....	.....N.....	0.....
0241	MetLife.....	00000..	.....	4247296	.....0	.....	MetLife Servicios S.A. (Argentina).....	ARG.....	NIA.....	Compania Inversora MetLife S.A.....	Ownership.....	18.870	MetLife, Inc.....	.....N.....	0.....
0241	MetLife.....	00000..	.....	4247296	.....0	.....	MetLife Servicios S.A. (Argentina).....	ARG.....	NIA.....	MetLife Seguros S.A.....	Ownership.....	79.880	MetLife, Inc.....	.....N.....	0.....
0241	MetLife.....	00000..	.....	4247296	.....0	.....	MetLife Servicios S.A. (Argentina).....	ARG.....	NIA.....	Natiloportem Holdings, LLC.....	Ownership.....	0.990	MetLife, Inc.....	.....N.....	0.....
0241	MetLife.....	00000..	.....	4247296	.....0	.....	MetLife Servicios S.A. (Argentina).....	ARG.....	NIA.....	MetLife Seguros de Retiro S.A.....	Ownership.....	0.260	MetLife, Inc.....	.....N.....	0.....
0241	MetLife.....	00000..	06-1597037..	2985727	.....0	.....	MetLife Worldwide Holdings, LLC.....	DE.....	NIA.....	MetLife International Holdings, LLC.....	Ownership.....	100.000	MetLife, Inc.....	.....N.....	0.....
0241	MetLife.....	00000..	AA-5324104..	3144558	.....0	.....	MetLife Limited (Hong Kong).....	HKG.....	IA.....	MetLife Worldwide Holdings, LLC.....	Ownership.....	100.000	MetLife, Inc.....	.....N.....	0.....
0241	MetLife.....	00000..	.....	.....0	.....0	.....	BIDV MetLife Life Insurance Limited Liability Company	VNM.....	IA.....	MetLife Limited (Hong Kong).....	Ownership.....	60.000	MetLife, Inc.....	.....N.....	0.....
0241	MetLife.....	00000..	.....	2704610	.....0	.....	Best Market S.A. (Argentina).....	ARG.....	NIA.....	MetLife International Holdings, LLC.....	Ownership.....	95.000	MetLife, Inc.....	.....N.....	0.....
0241	MetLife.....	00000..	.....	2704610	.....0	.....	Best Market S.A. (Argentina).....	ARG.....	NIA.....	Natiloportem Holdings, LLC.....	Ownership.....	5.000	MetLife, Inc.....	.....N.....	0.....
0241	MetLife.....	00000..	AA-5344102..	3166411	.....0	.....	PNB MetLife India Insurance Company Limited.	IND.....	IA.....	MetLife International Holdings, LLC.....	Ownership.....	26.000	MetLife, Inc.....	.....N.....	0.....
0241	MetLife.....	00000..	AA-2130046..	1388303	.....0	.....	MetLife Seguros de Retiro S.A. (Argentina).....	ARG.....	IA.....	MetLife International Holdings, LLC.....	Ownership.....	96.890	MetLife, Inc.....	.....N.....	0.....
0241	MetLife.....	00000..	AA-2130046..	1388303	.....0	.....	MetLife Seguros de Retiro S.A. (Argentina).....	ARG.....	IA.....	Natiloportem Holdings, LLC.....	Ownership.....	3.110	MetLife, Inc.....	.....N.....	0.....
0241	MetLife.....	00000..	AA-2130046..	4321758	.....0	.....	MetLife Seguros de Retiro S.A. (Argentina).....	ARG.....	IA.....	International Technical and Advisory Services Limited (USA-Delaware)	Ownership.....	0.000	MetLife, Inc.....	.....N.....	0.....
0241	MetLife.....	00000..	.....	3373648	.....0	.....	MetLife Administradora de Fondos Multipatrocinados Ltda. (Brazil)	BRA.....	NIA.....	MetLife International Holdings, LLC.....	Ownership.....	100.000	MetLife, Inc.....	.....N.....	0.....
0241	MetLife.....	00000..	.....	3373648	.....0	.....	MetLife Administradora de Fondos Multipatrocinados Ltda. (Brazil)	BRA.....	NIA.....	Natiloportem Holdings, LLC.....	Ownership.....	0.000	MetLife, Inc.....	.....N.....	0.....
0241	MetLife.....	26298..	13-2725441..	3219728	.....0	.....	Metropolitan Property and Casualty Insurance Company	RI.....	UDP.....	MetLife, Inc.....	Ownership.....	100.000	MetLife, Inc.....	.....Y.....	0.....
0241	MetLife.....	39950..	22-2342710..	.....0	.....0	.....	Metropolitan General Insurance Company.....	RI.....	IA.....	Metropolitan Property and Casualty Insurance Company	Ownership.....	100.000	MetLife, Inc.....	.....N.....	0.....

97.7

**SCHEDULE Y**

**PART 1A - DETAIL OF INSURANCE HOLDING COMPANY SYSTEM**

1	2	3	4	5	6	7	8	9	10	11	12	13	14	15	16
Group Code	Group Name	NAIC Company Code	ID Number	Federal RSSD	CIK	Name of Securities Exchange if Publicly Traded (U.S. or International)	Names of Parent, Subsidiaries or Affiliates	Domiciliary Location	Relationship to Reporting Entity	Directly Controlled by (Name of Entity/Person)	Type of Control (Ownership Board, Management Attorney-in-Fact, Influence, Other)	If Control is Ownership Provide Percentage	Ultimate Controlling Entity(ies)/Person(s)	Is an SCA Filing Required? (Y/N)	*
0241	MetLife.....	40169..	05-0393243..	.....0	.....0	.....	Metropolitan Casualty Insurance Company.....	RI.....	RE.....	Metropolitan Property and Casualty Insurance Company	Ownership.....	....100.000	MetLife, Inc.....	.....N.....	0.....
0241	MetLife.....	25321..	23-1903575..	.....0	.....0	.....	Metropolitan Direct Property and Casualty Insurance Company	RI.....	IA.....	Metropolitan Property and Casualty Insurance Company	Ownership.....	....100.000	MetLife, Inc.....	.....N.....	0.....
0241	MetLife.....	22926..	36-1022580..	.....0	.....0	.....	Economy Fire & Casualty Company.....	IL.....	IA.....	Metropolitan Property and Casualty Insurance Company	Ownership.....	....100.000	MetLife, Inc.....	.....N.....	0.....
0241	MetLife.....	38067..	36-3027848..	.....0	.....0	.....	Economy Preferred Insurance Company.....	IL.....	IA.....	Economy Fire & Casualty Company.....	Ownership.....	....100.000	MetLife, Inc.....	.....N.....	0.....
0241	MetLife.....	40649..	36-3105737..	.....0	.....0	.....	Economy Premier Assurance Company.....	IL.....	IA.....	Economy Fire & Casualty Company.....	Ownership.....	....100.000	MetLife, Inc.....	.....N.....	0.....
0241	MetLife.....	00000..	95-3003951..	.....0	.....0	.....	MetLife Auto & Home Insurance Agency, Inc.....	RI.....	IA.....	Metropolitan Property and Casualty Insurance Company	Ownership.....	....100.000	MetLife, Inc.....	.....N.....	0.....
0241	MetLife.....	34339..	13-2915260..	.....0	.....0	.....	Metropolitan Group Property and Casualty Insurance Company	RI.....	IA.....	Metropolitan Property and Casualty Insurance Company	Ownership.....	....100.000	MetLife, Inc.....	.....N.....	0.....
0241	MetLife.....	00000..	05-0476998..	.....0	.....0	.....	Metropolitan Lloyds, Inc.....	TX.....	NIA.....	Metropolitan Property and Casualty Insurance Company	Ownership.....	....100.000	MetLife, Inc.....	.....Y.....	0.....
0241	MetLife.....	13938..	75-2483187..	.....0	.....0	.....	Metropolitan Lloyds Insurance Company of Texas	TX.....	IA.....	Metropolitan Lloyds, Inc.....	Attorney-in-fact.....	.....0.000	MetLife, Inc.....	.....N.....	0.....
0241	MetLife.....	87726..	06-0566090..	....1546103	....733076	.....	MetLife Insurance Company USA.....	DE.....	IA.....	MetLife, Inc.....	Ownership.....	....100.000	MetLife, Inc.....	.....Y.....	0.....
0241	MetLife.....	00000..	47-4161401..	.....0	.....0	.....	ML 1065 Hotel, LLC.....	DE.....	NIA.....	MetLife Insurance Company USA.....	Ownership.....	....100.000	MetLife, Inc.....	.....N.....	0.....
0241	MetLife.....	00000..	.....	.....0	.....0	.....	MetLife Renewables Holding, LLC.....	DE.....	NIA.....	MetLife Insurance Company USA.....	Ownership.....	....100.000	MetLife, Inc.....	.....N.....	0.....
0241	MetLife.....	00000..	.....	.....0	.....0	.....	Greater Sandhill I, LLC.....	DE.....	NIA.....	MetLife Renewables Holding, LLC.....	Ownership.....	....100.000	MetLife, Inc.....	.....N.....	0.....
0241	MetLife.....	00000..	01-0893117..	.....0	.....0	.....	Metropolitan Connecticut Properties Ventures, LLC	DE.....	NIA.....	MetLife Insurance Company USA.....	Ownership.....	....100.000	MetLife, Inc.....	.....N.....	0.....
0241	MetLife.....	00000..	06-1576470..	.....0	.....0	.....	One Financial Place Corporation.....	DE.....	NIA.....	MetLife Insurance Company USA.....	Ownership.....	....100.000	MetLife, Inc.....	.....N.....	0.....
0241	MetLife.....	00000..	.....	.....0	.....0	.....	Sino-US United MetLife Insurance Co. Ltd.....	CHN.....	IA.....	MetLife Insurance Company USA.....	Ownership.....	....27.800	MetLife, Inc.....	.....N.....	0.....
0241	MetLife.....	00000..	.....	.....0	.....0	.....	Sino-US United MetLife Insurance Co. Ltd.....	CHN.....	IA.....	Metropolitan Life Insurance Company.....	Ownership.....	....22.200	MetLife, Inc.....	.....N.....	0.....
0241	MetLife.....	00000..	.....	.....0	.....0	.....	Euro T1 Investments LLC.....	DE.....	NIA.....	MetLife Insurance Company USA.....	Ownership.....	....100.000	MetLife, Inc.....	.....N.....	0.....
0241	MetLife.....	00000..	46-3156033..	.....0	....937869	.....	MetLife USA Assignment Company.....	CT.....	NIA.....	MetLife Insurance Company USA.....	Ownership.....	....100.000	MetLife, Inc.....	.....N.....	0.....
0241	MetLife.....	00000..	26-0224429..	.....0	.....0	.....	Daniel/MetLife Midtown Limited Liability Company	DE.....	NIA.....	MetLife Insurance Company USA.....	Ownership.....	....100.000	MetLife, Inc.....	.....N.....	0.....
0241	MetLife.....	00000..	26-0301826..	.....0	.....0	.....	1075 Peachtree, LLC.....	DE.....	NIA.....	Daniel/MetLife Midtown Limited Liability Company	Ownership.....	....100.000	MetLife, Inc.....	.....N.....	0.....
0241	MetLife.....	00000..	27-0227067..	.....0	.....0	.....	TLA Holdings II LLC.....	DE.....	NIA.....	MetLife Insurance Company USA.....	Ownership.....	....100.000	MetLife, Inc.....	.....N.....	0.....
0241	MetLife.....	00000..	27-1320082..	.....0	.....0	.....	TLA Holdings III LLC.....	DE.....	NIA.....	MetLife Insurance Company USA.....	Ownership.....	....100.000	MetLife, Inc.....	.....N.....	0.....
0241	MetLife.....	00000..	.....	.....0	.....0	.....	TIC European Real Estate LP, LLC.....	DE.....	NIA.....	MetLife Insurance Company USA.....	Ownership.....	....100.000	MetLife, Inc.....	.....N.....	0.....
0241	MetLife.....	00000..	74-3261395..	.....0	.....0	.....	TLA Holdings LLC.....	DE.....	NIA.....	MetLife Insurance Company USA.....	Ownership.....	....100.000	MetLife, Inc.....	.....N.....	0.....
0241	MetLife.....	00000..	51-0099394..	.....0	.....0	.....	The Prospect Company.....	DE.....	NIA.....	TLA Holdings LLC.....	Ownership.....	....100.000	MetLife, Inc.....	.....N.....	0.....

97.8

## SCHEDULE Y

### PART 1A - DETAIL OF INSURANCE HOLDING COMPANY SYSTEM

1	2	3	4	5	6	7	8	9	10	11	12	13	14	15	16
Group Code	Group Name	NAIC Company Code	ID Number	Federal RSSD	CIK	Name of Securities Exchange if Publicly Traded (U.S. or International)	Names of Parent, Subsidiaries or Affiliates	Domiciliary Location	Relationship to Reporting Entity	Directly Controlled by (Name of Entity/Person)	Type of Control (Ownership Board, Management Attorney-in-Fact, Influence, Other)	If Control is Ownership Provide Percentage	Ultimate Controlling Entity(ies)/Person(s)	Is an SCA Filing Required? (Y/N)	*
0241	MetLife.....	16073..	81-4750360..	.....0	.....0		Brighthouse Reinsurance Company of Delaware (DE)	DE.....	IA.....	MetLife Insurance Company USA.....	Ownership.....	....100.000	MetLife, Inc.....	.....N.....	0.....
0241	MetLife.....	00000..		.....0	.....0		Euro TL Investments LLC.....	DE.....	NIA.....	MetLife Insurance Company USA.....	Ownership.....	....100.000	MetLife, Inc.....	.....N.....	0.....
0241	MetLife.....	00000..	13-4153151..	.....0	.....0		MetLife Canadian Property Ventures LLC.....	NY.....	NIA.....	MetLife Insurance Company USA.....	Ownership.....	....100.000	MetLife, Inc.....	.....N.....	0.....
0241	MetLife.....	00000..		.....0	.....0		MetLife Property Ventures Canada ULC.....	CAN.....	NIA.....	MetLife Insurance Company USA.....	Ownership.....	....100.000	MetLife, Inc.....	.....N.....	0.....
0241	MetLife.....	97136..	13-3114906..	.....3219773	.....0		Metropolitan Tower Life Insurance Company.....	DE.....	IA.....	MetLife, Inc.....	Ownership.....	....100.000	MetLife, Inc.....	.....N.....	0.....
0241	MetLife.....	00000..		.....0	.....0		EntreCap Real Estate II, LLC.....	DE.....	NIA.....	Metropolitan Tower Life Insurance Company...	Ownership.....	....100.000	MetLife, Inc.....	.....N.....	0.....
0241	MetLife.....	00000..		.....0	.....0		PREFCO Dix-Huit LLC.....	CT.....	NIA.....	EntreCap Real Estate II, LLC.....	Ownership.....	....100.000	MetLife, Inc.....	.....N.....	0.....
0241	MetLife.....	00000..		.....0	.....0		PREFCO X Holdings LLC.....	CT.....	NIA.....	EntreCap Real Estate II, LLC.....	Ownership.....	....100.000	MetLife, Inc.....	.....N.....	0.....
0241	MetLife.....	00000..		.....0	.....0		PREFCO Ten Limited Partnership.....	CT.....	NIA.....	EntreCap Real Estate II, LLC.....	Ownership.....	....99.900	MetLife, Inc.....	.....N.....	0.....
0241	MetLife.....	00000..		.....0	.....0		PREFCO Ten Limited Partnership.....	CT.....	NIA.....	PREFCO X Holdings LLC.....	Ownership.....	....0.100	MetLife, Inc.....	.....N.....	0.....
0241	MetLife.....	00000..		.....0	.....0		PREFCO Vingt LLC.....	CT.....	NIA.....	EntreCap Real Estate II, LLC.....	Ownership.....	....100.000	MetLife, Inc.....	.....N.....	0.....
0241	MetLife.....	00000..		.....0	.....0		PREFCO Twenty Limited Partnership.....	CT.....	NIA.....	EntreCap Real Estate II, LLC.....	Ownership.....	....99.000	MetLife, Inc.....	.....N.....	0.....
0241	MetLife.....	00000..		.....0	.....0		PREFCO Twenty Limited Partnership.....	CT.....	NIA.....	PREFCO Vingt LLC.....	Ownership.....	....1.000	MetLife, Inc.....	.....N.....	0.....
0241	MetLife.....	00000..		.....0	.....0		Plaza Drive Properties, LLC.....	DE.....	NIA.....	Metropolitan Tower Life Insurance Company...	Ownership.....	....100.000	MetLife, Inc.....	.....N.....	0.....
0241	MetLife.....	00000..		.....0	.....0		MTL Leasing, LLC.....	DE.....	NIA.....	Metropolitan Tower Life Insurance Company...	Ownership.....	....100.000	MetLife, Inc.....	.....N.....	0.....
0241	MetLife.....	00000..		.....0	.....0		PREFCO IX Realty LLC.....	CT.....	NIA.....	MTL Leasing, LLC.....	Ownership.....	....100.000	MetLife, Inc.....	.....N.....	0.....
0241	MetLife.....	00000..		.....0	.....0		PREFCO XIV Holdings LLC.....	CT.....	NIA.....	MTL Leasing, LLC.....	Ownership.....	....100.000	MetLife, Inc.....	.....N.....	0.....
0241	MetLife.....	00000..		.....0	.....0		PREFCO Fourteen Limited Partnership.....	CT.....	NIA.....	MTL Leasing, LLC.....	Ownership.....	....99.900	MetLife, Inc.....	.....N.....	0.....
0241	MetLife.....	00000..		.....0	.....0		PREFCO Fourteen Limited Partnership.....	CT.....	NIA.....	PREFCO XIV Holdings LLC.....	Ownership.....	....0.100	MetLife, Inc.....	.....N.....	0.....
0241	MetLife.....	00000..		.....0	.....0		1320 Venture LLC.....	DE.....	NIA.....	MTL Leasing, LLC.....	Ownership.....	....100.000	MetLife, Inc.....	.....N.....	0.....
0241	MetLife.....	00000..	13-3114906..	.....0	.....0		1320 GP LLC.....	DE.....	NIA.....	MTL Leasing, LLC.....	Ownership.....	....100.000	MetLife, Inc.....	.....N.....	0.....
0241	MetLife.....	00000..	38-3846857..	.....0	.....0		1320 Owner LP.....	DE.....	NIA.....	1320 Venture LLC.....	Ownership.....	....99.900	MetLife, Inc.....	.....N.....	0.....
0241	MetLife.....	00000..	38-3846857..	.....0	.....0		1320 Owner LP.....	DE.....	NIA.....	1320 GP LLC.....	Ownership.....	....0.100	MetLife, Inc.....	.....N.....	0.....
0241	MetLife.....	00000..		.....3077272	.....0		MetLife Chile Inversiones Limitada.....	CHL.....	NIA.....	MetLife, Inc.....	Ownership.....	....72.351	MetLife, Inc.....	.....N.....	0.....
0241	MetLife.....	00000..		.....3077272	.....0		MetLife Chile Inversiones Limitada.....	CHL.....	NIA.....	Inversiones MetLife Holdco Dos Limitada.....	Ownership.....	....2.767	MetLife, Inc.....	.....N.....	0.....
0241	MetLife.....	00000..		.....3077272	.....0		MetLife Chile Inversiones Limitada.....	CHL.....	NIA.....	Natiloportem Holdings, LLC.....	Ownership.....	....0.000	MetLife, Inc.....	.....N.....	0.....
0241	MetLife.....	00000..		.....3077272	.....0		MetLife Chile Inversiones Limitada.....	CHL.....	NIA.....	American Life Insurance Company.....	Ownership.....	....24.882	MetLife, Inc.....	.....N.....	0.....
0241	MetLife.....	00000..	AA-2280000..	.....3179774	.....0		MetLife Chile Seguros de Vida S.A.....	CHL.....	IA.....	MetLife Chile Inversiones Limitada.....	Ownership.....	....99.997	MetLife, Inc.....	.....N.....	0.....
0241	MetLife.....	00000..	AA-2280000..	.....3179774	.....0		MetLife Chile Seguros de Vida S.A.....	CHL.....	IA.....	International Technical and Advisory Services Limited (USA-Delaware)	Ownership.....	....0.003	MetLife, Inc.....	.....N.....	0.....
0241	MetLife.....	00000..		.....0	.....0		Inversiones MetLife Holdco Tres Limitada (Chile)	CHL.....	NIA.....	MetLife Chile Inversiones Limitada.....	Ownership.....	....97.130	MetLife, Inc.....	.....N.....	0.....
0241	MetLife.....	00000..		.....0	.....0		Inversiones MetLife Holdco Tres Limitada (Chile)	CHL.....	NIA.....	Inversiones MetLife Holdco Dos Limitada.....	Ownership.....	....2.870	MetLife, Inc.....	.....N.....	0.....
0241	MetLife.....	00000..		.....0	.....0		AFP Provida S.A. (Chile).....	CHL.....	NIA.....	MetLife Chile Inversiones Limitada.....	Ownership.....	....10.922	MetLife, Inc.....	.....N.....	0.....

97.9



**SCHEDULE Y**

**PART 1A - DETAIL OF INSURANCE HOLDING COMPANY SYSTEM**

1	2	3	4	5	6	7	8	9	10	11	12	13	14	15	16
Group Code	Group Name	NAIC Company Code	ID Number	Federal RSSD	CIK	Name of Securities Exchange if Publicly Traded (U.S. or International)	Names of Parent, Subsidiaries or Affiliates	Domiciliary Location	Relationship to Reporting Entity	Directly Controlled by (Name of Entity/Person)	Type of Control (Ownership Board, Management Attorney-in-Fact, Influence, Other)	If Control is Ownership Provide Percentage	Ultimate Controlling Entity(ies)/Person(s)	Is an SCA Filing Required? (Y/N)	*
0241	MetLife.....	00000..		.....0	.....0		AFP Provida S.A. (Chile) .....	CHL.....	NIA.....	Inversiones MetLife Holdco Tres Limitada.....	Ownership.....	.....42.382	MetLife, Inc.....	.....N.....	0.....
0241	MetLife.....	00000..		.....0	.....0		AFP Provida S.A. (Chile) .....	CHL.....	NIA.....	Inversiones MetLife Holdco Dos Limitada.....	Ownership.....	.....42.382	MetLife, Inc.....	.....N.....	0.....
0241	MetLife.....	00000..		.....4255282	.....0		MetLife Chile Administradora de Mutuos Hipotecarios S.A. ....	CHL.....	NIA.....	MetLife Chile Seguros de Vida S.A.....	Ownership.....	.....99.900	MetLife, Inc.....	.....N.....	0.....
0241	MetLife.....	00000..		.....4255282	.....0		MetLife Chile Administradora de Mutuos Hipotecarios S.A. ....	CHL.....	NIA.....	MetLife Chile Inversiones Limitada.....	Ownership.....	.....0.100	MetLife, Inc.....	.....N.....	0.....
0241	MetLife.....	00000..		.....4255086	.....0		Legal Chile S.A. (Chile).....	CHL.....	NIA.....	MetLife Chile Inversiones Limitada.....	Ownership.....	.....51.000	MetLife, Inc.....	.....N.....	0.....
0241	MetLife.....	00000..		.....4255095	.....0		Legagroup S.A. (Chile).....	CHL.....	NIA.....	Legal Chile S.A. (Chile).....	Ownership.....	.....99.000	MetLife, Inc.....	.....N.....	0.....
0241	MetLife.....	00000..		.....0	.....0		Provida Internacional S.A. (Chile) .....	CHL.....	NIA.....	AFP Provida S.A.....	Ownership.....	.....99.990	MetLife, Inc.....	.....N.....	0.....
0241	MetLife.....	00000..		.....0	.....0		Provida Internacional S.A. (Chile) .....	CHL.....	NIA.....	MetLife Chile Inversiones Limitada.....	Ownership.....	.....0.010	MetLife, Inc.....	.....N.....	0.....
0241	MetLife.....	00000..		.....0	.....0		AFP Genesis Administradora de Fondos y Fidecomisos S.A. (Ecuador) .....	ECU.....	NIA.....	Provida Internacional S.A. ....	Ownership.....	.....99.900	MetLife, Inc.....	.....N.....	0.....
0241	MetLife.....	00000..		.....0	.....0		AFP Genesis Administradora de Fondos y Fidecomisos S.A. (Ecuador) .....	ECU.....	NIA.....	AFP Provida S.A.....	Ownership.....	.....0.100	MetLife, Inc.....	.....N.....	0.....
0241	MetLife.....	00000..		.....0	.....0		MetLife Chile Seguros Generales S.A. (Chile) .....	CHL.....	IA.....	MetLife Chile Inversiones Limitada.....	Ownership.....	.....99.980	MetLife, Inc.....	.....N.....	0.....
0241	MetLife.....	00000..		.....0	.....0		MetLife Chile Seguros Generales S.A. (Chile) .....	CHL.....	IA.....	Inversiones MetLife Holdco Dos Limitada.....	Ownership.....	.....0.020	MetLife, Inc.....	.....N.....	0.....
0241	MetLife.....	00000..	52-1528581..	.....3921834	.....727303		SafeGuard Health Enterprises, Inc.....	DE.....	NIA.....	MetLife, Inc.....	Ownership.....	.....100.000	MetLife, Inc.....	.....N.....	0.....
0241	MetLife.....	95747..	93-0864866..	.....0	.....6324		SafeGuard Health Plans, Inc. (NV).....	NV.....	NIA.....	SafeGuard Health Enterprises, Inc.....	Ownership.....	.....100.000	MetLife, Inc.....	.....N.....	0.....
0241	MetLife.....	14170..	33-0733552..	.....0	.....6324		MetLife Health Plans, Inc.....	NJ.....	NIA.....	SafeGuard Health Enterprises, Inc.....	Ownership.....	.....100.000	MetLife, Inc.....	.....N.....	0.....
0241	MetLife.....	00000..	95-2879515..	.....0	.....6324		SafeGuard Health Plans, Inc. (CA).....	CA.....	NIA.....	SafeGuard Health Enterprises, Inc.....	Ownership.....	.....100.000	MetLife, Inc.....	.....N.....	0.....
0241	MetLife.....	79014..	33-0515751..	.....0	.....6324		SafeHealth Life Insurance Company.....	CA.....	NIA.....	SafeGuard Health Enterprises, Inc.....	Ownership.....	.....100.000	MetLife, Inc.....	.....N.....	0.....
0241	MetLife.....	52009..	65-0073323..	.....0	.....6324		SafeGuard Health Plans, Inc. (FL).....	FL.....	NIA.....	SafeGuard Health Enterprises, Inc.....	Ownership.....	.....100.000	MetLife, Inc.....	.....N.....	0.....
0241	MetLife.....	95051..	75-2046497..	.....0	.....6324		SafeGuard Health Plans, Inc. (TX).....	TX.....	NIA.....	SafeGuard Health Enterprises, Inc.....	Ownership.....	.....100.000	MetLife, Inc.....	.....N.....	0.....
0241	MetLife.....	00000..	98-1099650..	.....0	.....0		MetLife Global Benefits, Ltd.....	CYM.....	NIA.....	MetLife, Inc.....	Ownership.....	.....100.000	MetLife, Inc.....	.....N.....	0.....
0241	MetLife.....	00000..	36-3665871..	.....3165900	.....0		Cova Life Management Company.....	DE.....	NIA.....	MetLife, Inc.....	Ownership.....	.....100.000	MetLife, Inc.....	.....N.....	0.....
0241	MetLife.....	00000..		.....3817825	.....0		MetLife Services and Solutions, LLC.....	DE.....	NIA.....	MetLife, Inc.....	Ownership.....	.....100.000	MetLife, Inc.....	.....N.....	0.....
0241	MetLife.....	00000..		.....3818523	.....0		MetLife Solutions Pte. Ltd.....	SGP.....	NIA.....	MetLife Services and Solutions, LLC.....	Ownership.....	.....100.000	MetLife, Inc.....	.....N.....	0.....
0241	MetLife.....	00000..	98-0613376..	.....3818550	.....0		MetLife Global Operations Support Center Private Limited .....	IND.....	NIA.....	MetLife Solutions Pte. Ltd.....	Ownership.....	.....100.000	MetLife, Inc.....	.....N.....	0.....
0241	MetLife.....	00000..	98-0613376..	.....3818550	.....0		MetLife Global Operations Support Center Private Limited .....	IND.....	NIA.....	Natiloportem Holdings, LLC.....	Ownership.....	.....0.000	MetLife, Inc.....	.....N.....	0.....
0241	MetLife.....	00000..		.....3818541	.....0		MetLife Services East Private Limited.....	IND.....	NIA.....	MetLife Solutions Pte. Ltd.....	Ownership.....	.....100.000	MetLife, Inc.....	.....N.....	0.....
0241	MetLife.....	00000..	22-3805708..	.....3302488	.....0		Newbury Insurance Company, Limited.....	DE.....	IA.....	MetLife, Inc.....	Ownership.....	.....100.000	MetLife, Inc.....	.....N.....	0.....
0241	MetLife.....	60992..	13-3690700..	.....3302479	.....1167609		First MetLife Investors Insurance Company.....	NY.....	IA.....	MetLife, Inc.....	Ownership.....	.....100.000	MetLife, Inc.....	.....N.....	0.....
0241	MetLife.....	00000..	13-3179826..	.....3219782	.....0		Enterprise General Insurance Agency, Inc.....	DE.....	IA.....	MetLife, Inc.....	Ownership.....	.....100.000	MetLife, Inc.....	.....N.....	0.....
0241	MetLife.....	12232..	20-1452630..	.....3320080	.....0		MetLife Reinsurance Company of South Carolina .....	SC.....	IA.....	MetLife, Inc.....	Ownership.....	.....100.000	MetLife, Inc.....	.....N.....	0.....

97.10

## SCHEDULE Y

### PART 1A - DETAIL OF INSURANCE HOLDING COMPANY SYSTEM

1	2	3	4	5	6	7	8	9	10	11	12	13	14	15	16
Group Code	Group Name	NAIC Company Code	ID Number	Federal RSSD	CIK	Name of Securities Exchange if Publicly Traded (U.S. or International)	Names of Parent, Subsidiaries or Affiliates	Domiciliary Location	Relationship to Reporting Entity	Directly Controlled by (Name of Entity/Person)	Type of Control (Ownership Board, Management Attorney-in-Fact, Influence, Other)	If Control is Ownership Provide Percentage	Ultimate Controlling Entity(ies)/Person(s)	Is an SCA Filing Required? (Y/N)	*
0241	MetLife.....	13626..	20-5819518..	...3921870	.....0		MetLife Reinsurance Company of Charleston...	SC.....	IA.....	MetLife, Inc.....	Ownership.....	...100.000	MetLife, Inc.....	....N.....	0.....
0241	MetLife.....	14911..	36-4741040..	.....0	.....0		MetLife Reinsurance Company of Delaware.....	DE.....	IA.....	MetLife, Inc.....	Ownership.....	...100.000	MetLife, Inc.....	....N.....	0.....
0241	MetLife.....	00000..	26-6122204..	...4254959	.....0		MetLife Capital Trust IV.....	DE.....	NIA.....	MetLife, Inc.....	Ownership.....	...100.000	MetLife, Inc.....	....N.....	0.....
0241	MetLife.....	00000..	26-6288172..	...3921843	.....0		MetLife Capital Trust X.....	DE.....	NIA.....	MetLife, Inc.....	Ownership.....	...100.000	MetLife, Inc.....	....N.....	0.....
0241	MetLife.....	00000..	27-0858844..	...4278786	.....0		MetLife Home Loans LLC.....	DE.....	NIA.....	MetLife, Inc.....	Ownership.....	...100.000	MetLife, Inc.....	....N.....	0.....
0241	MetLife.....	00000..	75-2417735..	...2602211	.....0		Federal Flood Certification LLC.....	TX.....	NIA.....	MetLife, Inc.....	Ownership.....	...100.000	MetLife, Inc.....	....N.....	0.....
0241	MetLife.....	00000..	55-0790010..	...3165807	.....0		MetLife Group, Inc.....	NY.....	NIA.....	MetLife, Inc.....	Ownership.....	...100.000	MetLife, Inc.....	....N.....	0.....
0241	MetLife.....	00000..	.....	...4242086	.....0		MetLife Standby I, LLC.....	DE.....	NIA.....	MetLife, Inc.....	Ownership.....	...100.000	MetLife, Inc.....	....N.....	0.....
0241	MetLife.....	00000..	.....	...3576355	.....0		MetLife Investment Advisors, LLC.....	DE.....	NIA.....	MetLife, Inc.....	Ownership.....	...100.000	MetLife, Inc.....	....N.....	0.....
0241	MetLife.....	00000..	20-4607161..	.....0	.....0		MetLife European Holdings, LLC.....	DE.....	NIA.....	MetLife, Inc.....	Ownership.....	...100.000	MetLife, Inc.....	....N.....	0.....
0241	MetLife.....	00000..	.....	.....0	.....0		MetLife Core Property Fund GP, LLC.....	DE.....	NIA.....	MetLife Investment Advisors, LLC.....	Ownership.....	...100.000	MetLife, Inc.....	....N.....	0.....
0241	MetLife.....	00000..	80-0946518..	.....0	.....0		MetLife Core Property Fund, LP.....	DE.....	NIA.....	Metropolitan Life Insurance Company.....	Ownership.....	...20.060	MetLife, Inc.....	....N.....	0.....
97.11 0241	MetLife.....	00000..	80-0946518..	.....0	.....0		MetLife Core Property Fund, LP.....	DE.....	NIA.....	Metropolitan Life Insurance Company (on behalf of Sep Acct 746)	Ownership.....	...3.240	MetLife, Inc.....	....N.....	0.....
0241	MetLife.....	00000..	80-0946518..	.....0	.....0		MetLife Core Property Fund, LP.....	DE.....	NIA.....	MetLife Insurance Company of Korea, Limited	Ownership.....	...2.910	MetLife, Inc.....	....N.....	0.....
0241	MetLife.....	00000..	80-0946518..	.....0	.....0		MetLife Core Property Fund, LP.....	DE.....	NIA.....	General American Life Insurance Company....	Ownership.....	...0.070	MetLife, Inc.....	....N.....	0.....
0241	MetLife.....	00000..	80-0946518..	.....0	.....0		MetLife Core Property Fund, LP.....	DE.....	NIA.....	MetLife Insurance Company USA.....	Ownership.....	...0.140	MetLife, Inc.....	....N.....	0.....
0241	MetLife.....	00000..	80-0947139..	.....0	.....0		MetLife Core Property REIT, LLC.....	DE.....	NIA.....	MetLife Core Property Fund, LP.....	Ownership.....	...100.000	MetLife, Inc.....	....N.....	0.....
0241	MetLife.....	00000..	46-3934926..	.....0	.....0		MetLife Core Property Holdings, LLC.....	DE.....	NIA.....	MetLife Core Property REIT, LLC.....	Ownership.....	...100.000	MetLife, Inc.....	....N.....	0.....
0241	MetLife.....	00000..	.....	.....0	.....0		MCP Property Management LLC (DE).....	DE.....	NIA.....	MetLife Core Property Holdings, LLC.....	Ownership.....	...100.000	MetLife, Inc.....	....N.....	0.....
0241	MetLife.....	00000..	13-4075851..	.....0	.....0		MetLife Commercial Mortgage Income Fund GP, LLC	DE.....	NIA.....	MetLife Investment Advisors, LLC.....	Ownership.....	...100.000	MetLife, Inc.....	....N.....	0.....
0241	MetLife.....	00000..	47-2630137..	.....0	.....0		MetLife Commercial Mortgage Income Fund LP	DE.....	NIA.....	Metropolitan Life Insurance Company.....	Ownership.....	...28.830	MetLife, Inc.....	....N.....	0.....
0241	MetLife.....	00000..	47-2630137..	.....0	.....0		MetLife Commercial Mortgage Income Fund LP	DE.....	NIA.....	MetLife Insurance Company USA.....	Ownership.....	...9.610	MetLife, Inc.....	....N.....	0.....
0241	MetLife.....	00000..	47-2630137..	.....0	.....0		MetLife Commercial Mortgage Income Fund LP	DE.....	NIA.....	MetLife Insurance Company of Korea, Limited	Ownership.....	...5.660	MetLife, Inc.....	....N.....	0.....
0241	MetLife.....	00000..	47-2630137..	.....0	.....0		MetLife Commercial Mortgage Income Fund LP	DE.....	NIA.....	MetLife Limited.....	Ownership.....	...3.810	MetLife, Inc.....	....N.....	0.....
0241	MetLife.....	00000..	47-2630137..	.....0	.....0		MetLife Commercial Mortgage Income Fund LP	DE.....	NIA.....	Metropolitan Life Insurance Company of Hong Kong Limited	Ownership.....	...0.760	MetLife, Inc.....	....N.....	0.....
0241	MetLife.....	00000..	47-2688528..	.....0	.....0		MetLife Commercial Mortgage REIT, LLC.....	DE.....	NIA.....	MetLife Commercial Mortgage Income Fund, LP	Ownership.....	...100.000	MetLife, Inc.....	....N.....	0.....
0241	MetLife.....	00000..	47-2703778..	.....0	.....0		MetLife Commercial Mortgage Originator, LLC...	DE.....	NIA.....	MetLife Commercial Mortgage REIT, LLC.....	Ownership.....	...100.000	MetLife, Inc.....	....N.....	0.....
0241	MetLife.....	00000..	47-5495603..	.....0	.....0		MCMIF Holdco I, LLC.....	DE.....	NIA.....	MetLife Commercial Mortgage Originator, LLC.	Ownership.....	...100.000	MetLife, Inc.....	....N.....	0.....

# SCHEDULE Y

## PART 1A - DETAIL OF INSURANCE HOLDING COMPANY SYSTEM

1	2	3	4	5	6	7	8	9	10	11	12	13	14	15	16
Group Code	Group Name	NAIC Company Code	ID Number	Federal RSSD	CIK	Name of Securities Exchange if Publicly Traded (U.S. or International)	Names of Parent, Subsidiaries or Affiliates	Domiciliary Location	Relationship to Reporting Entity	Directly Controlled by (Name of Entity/Person)	Type of Control (Ownership Board, Management Attorney-in-Fact, Influence, Other)	If Control is Ownership Provide Percentage	Ultimate Controlling Entity(ies)/Person(s)	Is an SCA Filing Required? (Y/N)	*
0241	MetLife.....	00000..		.....0	.....0		MetLife International PE Fund I, LP.....	CYM.....	NIA.....	MetLife Insurance K.K. (Japan).....	Ownership.....	.....92.593	MetLife, Inc.....	.....N.....	0.....
0241	MetLife.....	00000..		.....0	.....0		MetLife International PE Fund I, LP.....	CYM.....	NIA.....	Metropolitan Life Insurance Company of Hong Kong Limited	Ownership.....	.....0.576	MetLife, Inc.....	.....N.....	0.....
0241	MetLife.....	00000..		.....0	.....0		MetLife International PE Fund I, LP.....	CYM.....	NIA.....	MetLife Limited (Hong Kong).....	Ownership.....	.....2.716	MetLife, Inc.....	.....N.....	0.....
0241	MetLife.....	00000..		.....0	.....0		MetLife International PE Fund I, LP.....	CYM.....	NIA.....	MetLife Mexico S.A.....	Ownership.....	.....4.115	MetLife, Inc.....	.....N.....	0.....
0241	MetLife.....	00000..		.....0	.....0		MetLife Alternatives GP, LLC.....	DE.....	NIA.....	MetLife Investment Advisors, LLC.....	Ownership.....	.....100.000	MetLife, Inc.....	.....N.....	0.....
0241	MetLife.....	00000..	98-1150291..	.....0	.....0		MetLife International HF Partners, LP.....	CYM.....	NIA.....	MetLife Insurance K.K. (Japan).....	Ownership.....	.....88.220	MetLife, Inc.....	.....N.....	0.....
0241	MetLife.....	00000..	98-1150291..	.....0	.....0		MetLife International HF Partners, LP.....	CYM.....	NIA.....	MetLife Insurance Company of Korea, Limited	Ownership.....	.....9.470	MetLife, Inc.....	.....N.....	0.....
0241	MetLife.....	00000..	98-1150291..	.....0	.....0		MetLife International HF Partners, LP.....	CYM.....	NIA.....	MetLife Limited (Hong Kong).....	Ownership.....	.....2.290	MetLife, Inc.....	.....N.....	0.....
0241	MetLife.....	00000..	98-1150291..	.....0	.....0		MetLife International HF Partners, LP.....	CYM.....	NIA.....	MetLife Alternatives GP, LLC.....	Ownership.....	.....0.020	MetLife, Inc.....	.....N.....	0.....
0241	MetLife.....	00000..	98-1162663..	.....0	.....0		MetLife International PE Fund II, LP.....	CYM.....	NIA.....	MetLife Insurance K.K. (Japan).....	Ownership.....	.....94.540	MetLife, Inc.....	.....N.....	0.....
0241	MetLife.....	00000..	98-1162663..	.....0	.....0		MetLife International PE Fund II, LP.....	CYM.....	NIA.....	MetLife Limited (Hong Kong).....	Ownership.....	.....2.770	MetLife, Inc.....	.....N.....	0.....
0241	MetLife.....	00000..	98-1162663..	.....0	.....0		MetLife International PE Fund II, LP.....	CYM.....	NIA.....	MetLife Mexico S.A.....	Ownership.....	.....2.100	MetLife, Inc.....	.....N.....	0.....
0241	MetLife.....	00000..	98-1162663..	.....0	.....0		MetLife International PE Fund II, LP.....	CYM.....	NIA.....	Metropolitan Life Insurance Company of Hong Kong Limited	Ownership.....	.....0.590	MetLife, Inc.....	.....N.....	0.....
0241	MetLife.....	00000..	98-1226825..	.....0	.....0		MetLife International PE Fund III, LP.....	CYM.....	NIA.....	MetLife Insurance K.K. (Japan).....	Ownership.....	.....88.930	MetLife, Inc.....	.....N.....	0.....
0241	MetLife.....	00000..	98-1226825..	.....0	.....0		MetLife International PE Fund III, LP.....	CYM.....	NIA.....	MetLife Insurance Company of Korea, Limited	Ownership.....	.....7.910	MetLife, Inc.....	.....N.....	0.....
0241	MetLife.....	00000..	98-1226825..	.....0	.....0		MetLife International PE Fund III, LP.....	CYM.....	NIA.....	Metropolitan Life Insurance Company of Hong Kong Limited	Ownership.....	.....0.550	MetLife, Inc.....	.....N.....	0.....
0241	MetLife.....	00000..	98-1226825..	.....0	.....0		MetLife International PE Fund III, LP.....	CYM.....	NIA.....	MetLife Limited (Hong Kong).....	Ownership.....	.....2.610	MetLife, Inc.....	.....N.....	0.....
0241	MetLife.....	00000..		.....0	.....0		MetLife International PE Fund IV, LP.....	CYM.....	NIA.....	MetLife Insurance K.K. (Japan).....	Ownership.....	.....94.700	MetLife, Inc.....	.....N.....	0.....
0241	MetLife.....	00000..		.....0	.....0		MetLife International PE Fund IV, LP.....	CYM.....	NIA.....	MetLife Insurance Company of Korea, Limited	Ownership.....	.....3.790	MetLife, Inc.....	.....N.....	0.....
0241	MetLife.....	00000..		.....0	.....0		MetLife International PE Fund IV, LP.....	CYM.....	NIA.....	MetLife Limited (Hong Kong).....	Ownership.....	.....1.510	MetLife, Inc.....	.....N.....	0.....
0241	MetLife.....	00000..		.....0	.....0		MetLife Loan Asset Management, LLC.....	DE.....	NIA.....	MetLife Investment Advisors, LLC.....	Ownership.....	.....100.000	MetLife, Inc.....	.....N.....	0.....
0241	MetLife.....	00000..	46-4140926..		.....0		MIM Property Management, LLC.....	DE.....	NIA.....	MetLife Investment Advisors, LLC.....	Ownership.....	.....100.000	MetLife, Inc.....	.....N.....	0.....
0241	MetLife.....	13092..	26-1511401..	.....4300892	.....0		MetLife Reinsurance Company of Vermont.....	VT.....	IA.....	MetLife, Inc.....	Ownership.....	.....100.000	MetLife, Inc.....	.....N.....	0.....
0241	MetLife.....	62634..	51-0104167..	.....4255107	.....0		Delaware American Life Insurance Company.....	DE.....	IA.....	MetLife, Inc.....	Ownership.....	.....100.000	MetLife, Inc.....	.....N.....	0.....
0241	MetLife.....	00000..	27-1206753..	.....0	.....0		MetLife Consumer Services, Inc.....	DE.....	NIA.....	MetLife, Inc.....	Ownership.....	.....100.000	MetLife, Inc.....	.....N.....	0.....
0241	MetLife.....	00000..	81-3094008..	.....0	.....0		Brighthouse Services, LLC.....	DE.....	NIA.....	MetLife, Inc.....	Ownership.....	.....100.000	MetLife, Inc.....	.....N.....	0.....
0241	MetLife.....	00000..		.....0	.....0		Brighthouse Financial, Inc.....	DE.....	NIA.....	MetLife, Inc.....	Ownership.....	.....100.000	MetLife, Inc.....	.....N.....	0.....
0241	MetLife.....	00000..		.....0	.....0		Brighthouse Holdings, LLC.....	DE.....	NIA.....	MetLife, Inc.....	Ownership.....	.....100.000	MetLife, Inc.....	.....N.....	0.....
0241	MetLife.....	00000..		.....0	.....0		MetLife Insurance Brokerage, Inc.....	NY.....	NIA.....	MetLife, Inc.....	Ownership.....	.....100.000	MetLife, Inc.....	.....N.....	0.....
0241	MetLife.....	60690..	98-0000065..	.....4247326	.....0		American Life Insurance Company.....	DE.....	IA.....	MetLife, Inc.....	Ownership.....	.....100.000	MetLife, Inc.....	.....N.....	0.....
0241	MetLife.....	00000..	AA-1580066..	.....0	.....0		MetLife Insurance K.K. (Japan).....	JPN.....	IA.....	American Life Insurance Company.....	Ownership.....	.....100.000	MetLife, Inc.....	.....N.....	0.....
0241	MetLife.....	00000..		.....4255330	.....0		Communication One Kabushiki Kaisha (Japan).....	JPN.....	NIA.....	MetLife Insurance K.K. (Japan).....	Ownership.....	.....100.000	MetLife, Inc.....	.....N.....	0.....
0241	MetLife.....	00000..		.....4250018	.....0		MetLife Life Insurance Company (Egypt).....	EGY.....	IA.....	MetLife Global Holding Company I GmbH (Swiss)	Ownership.....	.....84.125	MetLife, Inc.....	.....N.....	0.....

97.12

## SCHEDULE Y

### PART 1A - DETAIL OF INSURANCE HOLDING COMPANY SYSTEM

1	2	3	4	5	6	7	8	9	10	11	12	13	14	15	16
Group Code	Group Name	NAIC Company Code	ID Number	Federal RSSD	CIK	Name of Securities Exchange if Publicly Traded (U.S. or International)	Names of Parent, Subsidiaries or Affiliates	Domiciliary Location	Relationship to Reporting Entity	Directly Controlled by (Name of Entity/Person)	Type of Control (Ownership Board, Management Attorney-in-Fact, Influence, Other)	If Control is Ownership Provide Percentage	Ultimate Controlling Entity(ies)/Person(s)	Is an SCA Filing Required? (Y/N)	*
0241	MetLife.....	00000...	AA-1860015..	.....0	.....0	.....	MetLife Emekliik ve Hayat A.S. (Turkey).....	TUR.....	IA.....	MetLife Global Holding Company II GmbH (Swiss)	Ownership.....	.....99.980	MetLife, Inc.....	.....N.....	0.....
0241	MetLife.....	00000...	.....	.....0	.....0	.....	MetLife Life Insurance S.A. (Greece).....	GRC.....	IA.....	MetLife EU Holding Company Limited (Ireland)	Ownership.....	.....100.000	MetLife, Inc.....	.....N.....	0.....
0241	MetLife.....	00000...	.....	.....4255349	.....0	.....	MetLife Mutual Fund Company (Greece).....	GRC.....	NIA.....	MetLife Life Insurance Company S.A.....	Ownership.....	.....90.000	MetLife, Inc.....	.....N.....	0.....
0241	MetLife.....	00000...	.....	.....4304032	.....0	.....	International Investment Holding Company Limited (Russia)	RUS.....	NIA.....	American Life Insurance Company .....	Ownership.....	.....100.000	MetLife, Inc.....	.....N.....	0.....
0241	MetLife.....	00000...	.....	.....0	.....0	.....	UBB-MetLife Zhivotozastrahovatelno Drujestvo AD (Bulgaria)	BGR.....	IA.....	MetLife EU Holding Company Limited (Ireland)	Ownership.....	.....40.000	MetLife, Inc.....	.....N.....	0.....
0241	MetLife.....	00000...	.....	.....0	.....0	.....	MetLife American International Group and Arab National Bank Cooperative Insurance Company	SAU.....	IA.....	American Life Insurance Company .....	Ownership.....	.....30.000	MetLife, Inc.....	.....N.....	0.....
0241	MetLife.....	00000...	.....	.....4250072	.....0	.....	PJSC MetLife (Ukraine).....	UKR.....	IA.....	MetLife Global Holding Company II GmbH (Swiss)	Ownership.....	.....99.999	MetLife, Inc.....	.....N.....	0.....
0241	MetLife.....	00000...	.....	.....4250072	.....0	.....	PJSC MetLife (Ukraine).....	UKR.....	IA.....	International Technical and Advisory Services Limited (USA-Delaware)	Ownership.....	.....0.001	MetLife, Inc.....	.....N.....	0.....
0241	MetLife.....	00000...	.....	.....4250072	.....0	.....	PJSC MetLife (Ukraine).....	UKR.....	IA.....	Borderland Investments Limited (USA-Delaware)	Ownership.....	.....0.001	MetLife, Inc.....	.....N.....	0.....
0241	MetLife.....	00000...	.....	.....0	.....0	.....	MetLife Innovation Centre Limited.....	IRL.....	IA.....	MetLife Global Holding Company II GmbH (Swiss)	Ownership.....	.....99.999	MetLife, Inc.....	.....N.....	0.....
0241	MetLife.....	00000...	51-0205283..	.....0	.....0	.....	International Technical and Advisory Services Limited (USA-Delaware)	DE.....	NIA.....	American Life Insurance Company .....	Ownership.....	.....100.000	MetLife, Inc.....	.....N.....	0.....
0241	MetLife.....	00000...	02-0649743..	.....0	.....0	.....	Borderland Investments Limited (USA-Delaware)	DE.....	NIA.....	American Life Insurance Company .....	Ownership.....	.....100.000	MetLife, Inc.....	.....N.....	0.....
0241	MetLife.....	00000...	.....	.....0	.....0	.....	ALICO Hellas Single Member Limited Liability Company (Greece)	GRC.....	NIA.....	Borderland Investments Limited (USA-Delaware)	Ownership.....	.....100.000	MetLife, Inc.....	.....N.....	0.....
0241	MetLife.....	00000...	.....	.....0	.....0	.....	MetLife Asset Management Corp. (Japan).....	JPN.....	NIA.....	ALICO Operations, LLC (DE).....	Ownership.....	.....100.000	MetLife, Inc.....	.....N.....	0.....
0241	MetLife.....	00000...	.....	.....4249311	.....0	.....	MetLife Mas, S.A. de C.V (Mexico).....	MEX.....	IA.....	MetLife International Holdings, LLC.....	Ownership.....	.....100.000	MetLife, Inc.....	.....N.....	0.....
0241	MetLife.....	00000...	.....	.....4249311	.....0	.....	MetLife Mas, S.A. de C.V (Mexico).....	MEX.....	IA.....	International Technical and Advisory Services Limited (USA-Delaware)	Ownership.....	.....0.000	MetLife, Inc.....	.....N.....	0.....
0241	MetLife.....	00000...	.....	.....4251293	.....0	.....	MetLife Seguros S.A. (Uruguay).....	URY.....	IA.....	ALICO Operations, LLC (DE).....	Ownership.....	.....100.000	MetLife, Inc.....	.....N.....	0.....
0241	MetLife.....	00000...	52-2094092..	.....0	.....0	.....	Alpha Properties, Inc. (USA-Delaware).....	DE.....	NIA.....	American Life Insurance Company .....	Ownership.....	.....100.000	MetLife, Inc.....	.....N.....	0.....
0241	MetLife.....	00000...	52-2094091..	.....0	.....0	.....	Beta Properties, Inc. (USA-Delaware).....	DE.....	NIA.....	American Life Insurance Company .....	Ownership.....	.....100.000	MetLife, Inc.....	.....N.....	0.....
0241	MetLife.....	00000...	51-0389730..	.....0	.....0	.....	Delta Properties Japan, Inc. (USA-Delaware).....	DE.....	NIA.....	American Life Insurance Company .....	Ownership.....	.....100.000	MetLife, Inc.....	.....N.....	0.....
0241	MetLife.....	00000...	51-0389749..	.....0	.....0	.....	Epsilon Properties Japan, Inc. (USA-Delaware).....	DE.....	NIA.....	American Life Insurance Company .....	Ownership.....	.....100.000	MetLife, Inc.....	.....N.....	0.....
0241	MetLife.....	00000...	13-4172883..	.....0	.....0	.....	Kappa Properties Japan, Inc. (USA-Delaware).....	DE.....	NIA.....	American Life Insurance Company .....	Ownership.....	.....100.000	MetLife, Inc.....	.....N.....	0.....
0241	MetLife.....	00000...	02-0649738..	.....0	.....0	.....	Iris Properties, Inc. (USA-Delaware).....	DE.....	NIA.....	American Life Insurance Company .....	Ownership.....	.....100.000	MetLife, Inc.....	.....N.....	0.....

97.13

## SCHEDULE Y

### PART 1A - DETAIL OF INSURANCE HOLDING COMPANY SYSTEM

1	2	3	4	5	6	7	8	9	10	11	12	13	14	15	16
Group Code	Group Name	NAIC Company Code	ID Number	Federal RSSD	CIK	Name of Securities Exchange if Publicly Traded (U.S. or International)	Names of Parent, Subsidiaries or Affiliates	Domiciliary Location	Relationship to Reporting Entity	Directly Controlled by (Name of Entity/Person)	Type of Control (Ownership Board, Management Attorney-in-Fact, Influence, Other)	If Control is Ownership Provide Percentage	Ultimate Controlling Entity(ies)/Person(s)	Is an SCA Filing Required? (Y/N)	*
0241	MetLife.....	00000..		.....0	.....0		MetLife Colombia Seguros de Vida S.A. (Columbia)	COL.....	IA.....	MetLife Global Holding Company II GmbH (Swiss)	Ownership.....	.....90.000	MetLife, Inc.....	.....N.....	0.....
0241	MetLife.....	00000..		.....0	.....0		MetLife Colombia Seguros de Vida S.A. (Columbia)	COL.....	IA.....	MetLife Global Holding Company I GmbH (Swiss)	Ownership.....	.....10.000	MetLife, Inc.....	.....N.....	0.....
0241	MetLife.....	00000..		.....0	.....0		MetLife Colombia Seguros de Vida S.A. (Columbia)	COL.....	IA.....	International Technical and Advisory Services Limited (USA-Delaware)	Ownership.....	.....0.000	MetLife, Inc.....	.....N.....	0.....
0241	MetLife.....	00000..		.....0	.....0		MetLife Colombia Seguros de Vida S.A. (Columbia)	COL.....	IA.....	Borderland Investments Limited (USA-Delaware)	Ownership.....	.....0.000	MetLife, Inc.....	.....N.....	0.....
0241	MetLife.....	00000..		.....0	.....0		MetLife Colombia Seguros de Vida S.A. (Columbia)	COL.....	IA.....	Natiloportem Holdings, LLC.....	Ownership.....	.....0.000	MetLife, Inc.....	.....N.....	0.....
0241	MetLife.....	00000..	13-3912049..	.....0	.....0		ALICO Properties, Inc. (USA-Delaware).....	DE.....	NIA.....	American Life Insurance Company.....	Ownership.....	.....51.000	MetLife, Inc.....	.....N.....	0.....
0241	MetLife.....	00000..	13-3919049..	.....0	.....0		Global Properties, Inc. (USA-Delaware).....	DE.....	NIA.....	ALICO Properties, Inc.....	Ownership.....	.....100.000	MetLife, Inc.....	.....N.....	0.....
0241	MetLife.....	00000..		.....0	.....0		MetLife Global Holding Company I GmbH (Swiss)	CHE.....	NIA.....	American Life Insurance Company.....	Ownership.....	.....100.000	MetLife, Inc.....	.....N.....	0.....
0241	MetLife.....	00000..		.....0	.....0		MetLife Global Holding Company II GmbH (Swiss)	CHE.....	NIA.....	MetLife Global Holding Company I GmbH (Swiss)	Ownership.....	.....100.000	MetLife, Inc.....	.....N.....	0.....
0241	MetLife.....	00000..		.....0	.....0		MetLife Investment Management Holdings (Ireland) Limited	IRL.....	NIA.....	MetLife Global Holding Company II GmbH (Swiss)	Ownership.....	.....100.000	MetLife, Inc.....	.....N.....	0.....
0241	MetLife.....	00000..	30-0615846..	.....0	.....0		ALICO Operations, LLC (DE).....	DE.....	NIA.....	MetLife Global Holding Company II GmbH (Swiss)	Ownership.....	.....100.000	MetLife, Inc.....	.....N.....	0.....
0241	MetLife.....	00000..		.....0	.....0		MetLife EU Holding Company Limited (Ireland).	IRL.....	NIA.....	MetLife Global Holding Company II GmbH (Swiss)	Ownership.....	.....100.000	MetLife, Inc.....	.....N.....	0.....
0241	MetLife.....	00000..	98-0552186..	.....4249302	.....0		ALICO European Holding Limited (Ireland).....	IRL.....	NIA.....	MetLife Global Holding Company II GmbH (Swiss)	Ownership.....	.....100.000	MetLife, Inc.....	.....N.....	0.....
0241	MetLife.....	00000..	AA-1780108..	.....0	.....0		MetLife Europe d.a.c.....	IRL.....	IA.....	International Technical Advisory Services Limited	Ownership.....	.....0.000	MetLife, Inc.....	.....N.....	0.....
0241	MetLife.....	00000..	AA-1780108..	.....0	.....0		MetLife Europe d.a.c.....	IRL.....	IA.....	American Life Insurance Company.....	Ownership.....	.....3.997	MetLife, Inc.....	.....N.....	0.....
0241	MetLife.....	00000..	AA-1780108..	.....0	.....0		MetLife Europe d.a.c.....	IRL.....	IA.....	MetLife EU Holding Company Limited (Ireland)	Ownership.....	.....96.003	MetLife, Inc.....	.....N.....	0.....
0241	MetLife.....	00000..		.....0	.....0		MetLife Services EOOD (Bulgaria).....	BGR.....	NIA.....	MetLife EU Holding Company Limited (Ireland)	Ownership.....	.....100.000	MetLife, Inc.....	.....N.....	0.....
0241	MetLife.....	00000..		.....0	.....0		MetLife Pension Trustees Limited (UK).....	GBR.....	NIA.....	MetLife Europe d.a.c.....	Ownership.....	.....100.000	MetLife, Inc.....	.....N.....	0.....
0241	MetLife.....	00000..		.....4255367	.....0		First American-Hungarian Insurance Agency Limited (Hungary)	HUN.....	IA.....	MetLife EU Holding Company Limited (Ireland)	Ownership.....	.....100.000	MetLife, Inc.....	.....N.....	0.....
0241	MetLife.....	00000..		.....4258407	.....0		MetLife Solutions S.A.S. (France).....	FRA.....	NIA.....	MetLife EU Holding Company Limited (Ireland)	Ownership.....	.....100.000	MetLife, Inc.....	.....N.....	0.....
0241	MetLife.....	00000..		.....0	.....0		MetLife Asia Holding Company Pte. Ltd.....	SGP.....	NIA.....	MetLife Global Holding Company II GmbH (Swiss)	Ownership.....	.....100.000	MetLife, Inc.....	.....N.....	0.....

97.14

## SCHEDULE Y

### PART 1A - DETAIL OF INSURANCE HOLDING COMPANY SYSTEM

1	2	3	4	5	6	7	8	9	10	11	12	13	14	15	16
Group Code	Group Name	NAIC Company Code	ID Number	Federal RSSD	CIK	Name of Securities Exchange if Publicly Traded (U.S. or International)	Names of Parent, Subsidiaries or Affiliates	Domiciliary Location	Relationship to Reporting Entity	Directly Controlled by (Name of Entity/Person)	Type of Control (Ownership Board, Management Attorney-in-Fact, Influence, Other)	If Control is Ownership Provide Percentage	Ultimate Controlling Entity(ies)/Person(s)	Is an SCA Filing Required? (Y/N)	*
0241	MetLife.....	00000...		.....0	.....0		MetLife Innovation Centre Pte. Ltd .....	SGP.....	NIA.....	MetLife Asia Holding Company Pte. Ltd. ....	Ownership.....	100.000	MetLife, Inc.....	.....N.....	0.....
0241	MetLife.....	00000...		.....0	.....0		MetLife Reinsurance Company of Bermuda Ltd. ....	BMU.....	IA.....	MetLife Global Holding Company II GmbH (Swiss)	Ownership.....	100.000	MetLife, Inc.....	.....N.....	0.....
0241	MetLife.....	00000...		.....0	.....0		MetLife Investment Management Limited (UK)..	GBR.....	NIA.....	MetLife Global Holding Company II GmbH (Swiss)	Ownership.....	100.000	MetLife, Inc.....	.....N.....	0.....
0241	MetLife.....	00000...		4255246	.....0		Metropolitan Life Societate de Administrare a unui Fond de Pensii Administrat Privat S.A. (Romania)	ROU.....	IA.....	MetLife EU Holding Company Limited (Ireland)	Ownership.....	99.984	MetLife, Inc.....	.....N.....	0.....
0241	MetLife.....	00000...		4255246	.....0		Metropolitan Life Societate de Administrare a unui Fond de Pensii Administrat Privat S.A. (Romania)	ROU.....	IA.....	MetLife Services Sp. z o.o .....	Ownership.....	0.016	MetLife, Inc.....	.....N.....	0.....
0241	MetLife.....	00000...		4249469	.....0		ZAO Master D (Russia).....	RUS.....	NIA.....	ALICO European Holding Limited (Ireland).....	Ownership.....	100.000	MetLife, Inc.....	.....N.....	0.....
0241	MetLife.....	00000...		4249991	.....0		Joint Stock Company MetLife Insurance Company (Russia)	RUS.....	IA.....	MetLife Global Holding Company II GmbH (Swiss)	Ownership.....	49.000	MetLife, Inc.....	.....N.....	0.....
0241	MetLife.....	00000...		4249991	.....0		Joint Stock Company MetLife Insurance Company (Russia)	RUS.....	IA.....	ZAO Master D (Russia).....	Ownership.....	51.000	MetLife, Inc.....	.....N.....	0.....
0241	MetLife.....	00000...		4255198	.....0		MetLife Slovakia s.r.o.....	SVK.....	NIA.....	MetLife EU Holding Company Limited (Ireland)	Ownership.....	99.956	MetLife, Inc.....	.....N.....	0.....
0241	MetLife.....	00000...		4255198	.....0		MetLife Slovakia s.r.o.....	SVK.....	NIA.....	International Technical and Advisory Services Limited (USA-Delaware)	Ownership.....	0.044	MetLife, Inc.....	.....N.....	0.....
0241	MetLife.....	00000...		4255189	.....0		MetLife SK, s.r.o. ....	SVK.....	NIA.....	MetLife EU Holding Company Limited (Ireland)	Ownership.....	99.879	MetLife, Inc.....	.....N.....	0.....
0241	MetLife.....	00000...		.....0	.....0		MetLife SK, s.r.o. ....	SVK.....	NIA.....	International Technical and Advisory Services Limited	Ownership.....	0.121	MetLife, Inc.....	.....N.....	0.....
0241	MetLife.....	00000...		.....0	.....0		MetLife Services Cyprus Ltd.....	CYP.....	NIA.....	MetLife EU Holding Company Limited (Ireland)	Ownership.....	100.000	MetLife, Inc.....	.....N.....	0.....
0241	MetLife.....	00000...		.....0	.....0		Hellenic Alico Life Insurance Company Ltd. (Cyprus)	CYP.....	IA.....	MetLife Services Cyprus Ltd.....	Ownership.....	27.500	MetLife, Inc.....	.....N.....	0.....
0241	MetLife.....	00000...		4247335	.....0		MetLife Towarzystwo Ubezpieczen na Zycie i Reasekuracji S.A.	POL.....	IA.....	MetLife EU Holding Company Limited (Ireland)	Ownership.....	100.000	MetLife, Inc.....	.....N.....	0.....
0241	MetLife.....	00000...		4255264	.....0		MetLife Services Sp. z o.o .....	POL.....	NIA.....	MetLife Towarzystwo Ubezpieczen na Zycie i Reasekuracji S.A.	Ownership.....	100.000	MetLife, Inc.....	.....N.....	0.....
0241	MetLife.....	00000...		4251154	.....0		MetLife Powszechno Towarzystwo Emerytalne (Poland)	POL.....	IA.....	MetLife Towarzystwo Ubezpieczen na Zycie i Reasekuracji S.A.	Ownership.....	100.000	MetLife, Inc.....	.....N.....	0.....
0241	MetLife.....	00000...	AA-9640009.	4255255	.....0		MetLife Towarzystwo Funduszy Inwestycyjnych S.A.	POL.....	NIA.....	MetLife Towarzystwo Ubezpieczen na Zycie i Reasekuracji S.A.	Ownership.....	100.000	MetLife, Inc.....	.....N.....	0.....

97.15

## SCHEDULE Y

### PART 1A - DETAIL OF INSURANCE HOLDING COMPANY SYSTEM

1	2	3	4	5	6	7	8	9	10	11	12	13	14	15	16
Group Code	Group Name	NAIC Company Code	ID Number	Federal RSSD	CIK	Name of Securities Exchange if Publicly Traded (U.S. or International)	Names of Parent, Subsidiaries or Affiliates	Domiciliary Location	Relationship to Reporting Entity	Directly Controlled by (Name of Entity/Person)	Type of Control (Ownership Board, Management Attorney-in-Fact, Influence, Other)	If Control is Ownership Provide Percentage	Ultimate Controlling Entity(ies)/Person(s)	Is an SCA Filing Required? (Y/N)	*
0241	MetLife.....	00000..	.....	4258331	.....0	.....	Agenvita S.r.l. (Italy).....	ITA.....	IA.....	MetLife EU Holding Company Limited (Ireland)	Ownership.....	100.000	MetLife, Inc.....	.....N.....	0.....
0241	MetLife.....	00000..	.....	.....0	.....0	.....	MetLife Services, Sociedad Limitada (Spain).....	ESP.....	NIA.....	MetLife EU Holding Company Limited (Ireland)	Ownership.....	100.000	MetLife, Inc.....	.....N.....	0.....
0241	MetLife.....	00000..	.....	2981224	.....0	.....	MetLife Insurance Limited (U.K.).....	GBR.....	IA.....	MetLife EU Holding Company Limited (Ireland)	Ownership.....	99.999	MetLife, Inc.....	.....N.....	0.....
0241	MetLife.....	00000..	.....	.....0	.....0	.....	MetLife Europe Insurance d.a.c.....	IRL.....	IA.....	MetLife EU Holding Company Limited (Ireland)	Ownership.....	93.000	MetLife, Inc.....	.....N.....	0.....
0241	MetLife.....	00000..	.....	.....0	.....0	.....	MetLife Europe Insurance d.a.c.....	IRL.....	IA.....	American Life Insurance Company.....	Ownership.....	7.000	MetLife, Inc.....	.....N.....	0.....
0241	MetLife.....	00000..	.....	4189864	.....0	.....	MetLife Europe Services Limited (Ireland).....	IRL.....	NIA.....	MetLife EU Holding Company Limited (Ireland)	Ownership.....	100.000	MetLife, Inc.....	.....N.....	0.....
0241	MetLife.....	00000..	95-3947585..	3166064	.....0	.....	MetLife Investors Group, LLC.....	DE.....	NIA.....	MetLife, Inc.....	Ownership.....	100.000	MetLife, Inc.....	.....N.....	0.....
0241	MetLife.....	00000..	43-1906210..	3373563	1130412	.....	MetLife Investments Securities LLC (DE).....	DE.....	NIA.....	MetLife Investors Group, LLC.....	Ownership.....	100.000	MetLife, Inc.....	.....N.....	0.....
0241	MetLife.....	00000..	.....	.....0	.....0	.....	MetLife Investors Distribution Company.....	MO.....	NIA.....	MetLife Investors Group, LLC.....	Ownership.....	100.000	MetLife, Inc.....	.....N.....	0.....
0241	MetLife.....	00000..	04-3240897..	4288440	1071039	.....	MetLife Advisers, LLC.....	MA.....	NIA.....	MetLife, Inc.....	Ownership.....	100.000	MetLife, Inc.....	.....N.....	0.....

**SCHEDULE Y**

**PART 2 - SUMMARY OF INSURER'S TRANSACTIONS WITH ANY AFFILIATES**

1	2	3	4	5	6	7	8	9	10	11	12	13
NAIC Company Code	ID Number	Names of Insurers and Parent, Subsidiaries or Affiliates	Shareholder Dividends	Capital Contributions	Purchases, Sales or Exchanges of Loans, Securities, Real Estate, Mortgage Loans or Other Investments	Income/ (Disbursements) Incurred in Connection with Guarantees or Undertakings for the Benefit of any Affiliate(s)	Management Agreements and Service Contracts	Income/ (Disbursements) Incurred under Reinsurance Agreements	*	Any Other Material Activity Not in the Ordinary Course of the Insurer's Business	Totals	Reinsurance Recoverable/ (Payable) on Losses and/or Reserve Credit Taken/ (Liability)
<b>Affiliated Transactions</b>												
0.....	13-4075851.....	MetLife, Inc.....	6,610,182,384	(115,418,441)	(222,284,084)	0	351,863,349	0		(143,079,194)	6,481,264,014	0
65978.....	13-5581829.....	Metropolitan Life Insurance Company.....	(5,670,000,000)	(18,522,871)	(1,500,941,125)	1,019,432	(1,071,961,737)	(5,030,331,545)		171,307,703	(13,119,430,143)	11,558,885,077
0.....		MLIC CB Holdings LLC.....	0	(3,500,000)	0	0	0	0		0	(3,500,000)	0
0.....		Euro CL Investments LLC.....	0	(110,233)	0	0	0	0		0	(110,233)	0
0.....		The Building at 575 Fifth Avenue Mezzanine LLC.....	0	850,253	0	0	0	0		0	850,253	0
0.....	80-6218553.....	The Worthington Series Trust.....	0	(10)	(101,167,011)	0	0	0		(1,362,600)	(102,529,621)	0
0.....		MetLife Investments Asia Limited (Hong Kong).....	0	0	0	0	4,777,411	0		0	4,777,411	0
0.....		MetLife Investments Limited (UK).....	0	0	0	0	21,565,708	0		0	21,565,708	0
0.....		MetLife Latin America Asesorias e Inversiones Limitada (Chile).....	0	0	0	0	14,066,597	0		0	14,066,597	0
0.....	86-1176467.....	MEX DF Properties, LLC.....	0	(11,524,494)	0	0	0	0		0	(11,524,494)	0
0.....	98-0445386.....	Ten Park SPC.....	0	(344,302,137)	0	0	(642,198)	0		0	(344,944,335)	0
0.....	13-3619870.....	23rd Street Investments, Inc.....	(2,200,000)	(3,164,549)	0	0	1,610,209	0		0	(3,754,340)	0
0.....	06-1193029.....	MetLife Capital Credit L.P.....	0	(34,777,169)	0	0	(29,250)	0		0	(34,806,419)	0
0.....	91-1273824.....	MetLife Capital Limited Partnership.....	0	(4,976,264)	0	0	(29,250)	0		0	(5,005,514)	0
0.....		Long Island Solar Farm, LLC.....	0	0	(1,166,002)	0	0	0		(5,169,542)	(6,335,544)	0
0.....	43-1822723.....	Missouri Reinsurance, Inc.....	0	0	0	0	1,843,968	(83,946,158)		0	(82,102,190)	(730,259,728)
0.....	13-3237278.....	MetLife Holdings, Inc.....	0	0	0	0	27	0		0	27	0
0.....	13-3237275.....	MetLife Credit Corp.....	4,939,139	0	(33,646)	0	1,924,167	0		(4,404,025)	2,425,635	0
0.....	13-3237277.....	MetLife Funding, Inc.....	0	0	33,646	0	(30,759)	0		0	2,887	0
0.....		85 Broad Street Mezzanine LLC.....	0	4,800,197	0	0	0	0		0	4,800,197	0
0.....	13-3170235.....	Metropolitan Tower Realty Company, Inc.....	0	0	0	0	(11,630,639)	0		0	(11,630,639)	0
0.....	43-6026902.....	White Oak Royalty Company.....	0	0	0	0	(313,483)	0		0	(313,483)	0
0.....	26-2853672.....	MLIC Asset Holdings, LLC.....	0	(18,476,000)	0	0	0	0		0	(18,476,000)	0
0.....		MetLife Properties Ventures, LLC.....	0	(81,826,872)	0	0	0	0		0	(81,826,872)	0
91626.....	04-2708937.....	New England Life Insurance Company.....	(295,000,000)	4,154,464	(7,592,479)	(846,433)	(69,068,091)	(14,081,984)		19,475,783	(362,958,740)	669,243,928
0.....	22-2375428.....	Transmountain Land & Livestock Company.....	0	0	0	0	(4,033)	0		0	(4,033)	0
0.....	34-1650967.....	Hyatt Legal Plans, Inc.....	(68,000,000)	0	3,821	0	(40,932,251)	0		0	(108,928,430)	0
0.....	34-1631590.....	Hyatt Legal Plans of Florida, Inc.....	0	0	(3,821)	0	0	0		0	(3,821)	0
0.....	13-4047186.....	MetLife Tower Resources Group, Inc.....	0	0	0	0	(759,857)	0		0	(759,857)	0
0.....	75-2085469.....	Para-Met Plaza Associates.....	0	(82,455)	0	0	0	0		0	(82,455)	0
0.....		1001 Properties, LLC.....	0	40,516,574	0	0	0	0		0	40,516,574	0
0.....		6104 Hollywood, LLC.....	0	19,575,760	0	0	0	0		0	19,575,760	0
0.....		MetLife ConSquare Member, LLC (DE).....	0	83,275,529	0	0	0	0		0	83,275,529	0
0.....	13-4078322.....	334 Madison Euro Investments, Inc.....	0	0	0	0	128	0		0	128	0
0.....		St. James Fleet Investments Two Limited.....	0	0	0	0	(32,847)	0		0	(32,847)	0
0.....		Park Twenty Three Investments Company (UK).....	0	0	0	0	(26,278)	0		0	(26,278)	0
0.....		Convent Station Euro Investments Four Company (UK).....	0	0	0	0	(26,278)	0		0	(26,278)	0
0.....		OMI MLIC Investments Limited.....	0	0	0	0	(6,512,831)	0		0	(6,512,831)	0
16073.....		Brighthouse Reinsurance Company of Delaware.....	0	250,000	0	0	0	0		0	250,000	0
0.....		Brighthouse Financial, Inc.....	0	1,000	0	0	0	0		0	1,000	0
0.....		MetLife Insurance Brokerage, Inc.....	0	0	3,100,000	0	(1,757,418)	0		0	1,342,582	0



**SCHEDULE Y**

**PART 2 - SUMMARY OF INSURER'S TRANSACTIONS WITH ANY AFFILIATES**

1	2	3	4	5	6	7	8	9	10	11	12	13
NAIC Company Code	ID Number	Names of Insurers and Parent, Subsidiaries or Affiliates	Shareholder Dividends	Capital Contributions	Purchases, Sales or Exchanges of Loans, Securities, Real Estate, Mortgage Loans or Other Investments	Income/ (Disbursements) Incurred in Connection with Guarantees or Undertakings for the Benefit of any Affiliate(s)	Management Agreements and Service Contracts	Income/ (Disbursements) Incurred under Reinsurance Agreements	*	Any Other Material Activity Not in the Ordinary Course of the Insurer's Business	Totals	Reinsurance Recoverable/ (Payable) on Losses and/or Reserve Credit Taken/ (Liability)
63665	43-0285930	General American Life Insurance Company	17,616	1,921,664	110,366,667	(172,999)	(93,420,649)	332,260,231		6,950,451	357,922,981	2,131,607,547
0	46-0803970	MetLife CC Member, LLC	0	8,879,243	0	0	0	0		0	8,879,243	0
0	20-3221642	MetLife Mall Ventures Limited Partnership	0	(37,235)	0	0	0	0		0	(37,235)	0
0	46-4158087	MetLife 555 12th Member, LLC	0	19,875,902	0	0	0	0		0	19,875,902	0
0	46-3608641	ML Swan Mezz, LLC	0	(4,575,000)	0	0	0	0		0	(4,575,000)	0
0	46-3616798	ML Dolphin Mezz, LLC	0	(8,650,000)	0	0	0	0		0	(8,650,000)	0
0	46-4584166	ML Southmore, LLC	0	11,831,255	0	0	0	0		0	11,831,255	0
0		Haskell East Village, LLC	0	4,728,018	0	0	0	0		0	4,728,018	0
0	46-3426206	MetLife Cabo Hilton Member, LLC	0	(3,284,793)	0	0	0	0		0	(3,284,793)	0
0	20-8355996	Ardrey Kell Townhomes, LLC	0	(81,067)	0	0	0	0		0	(81,067)	0
0	26-1762232	Boulevard Residential, LLC	0	221,584	0	0	0	0		0	221,584	0
0	26-0285750	465 N. Park Drive, LLC	0	(20,638,621)	0	0	0	0		0	(20,638,621)	0
0	20-8349277	Sandpiper Cove Associates, LLC	0	220,336	0	0	0	0		0	220,336	0
0		MetLife 1201 TAB Member, LLC	0	10,119,106	0	0	0	0		0	10,119,106	0
0		MetLife LHH Member, LLC	0	2,350,506	0	0	0	0		0	2,350,506	0
0		ML-AI MetLife Member 1, LLC	0	2,990,130	0	0	0	0		0	2,990,130	0
0	80-0821598	Oconee Hotel Company, LLC	0	(6,500,000)	0	0	0	0		0	(6,500,000)	0
0	80-0823015	Oconee Land Company, LLC	0	2,080,991	0	0	0	0		0	2,080,991	0
0	30-0777814	Marketplace Residences, LLC	0	13,317,795	0	0	0	0		0	13,317,795	0
0		MetLife RC SF Member, LLC	0	(73,421,979)	0	0	0	0		0	(73,421,979)	0
0	27-0226554	MLIC Asset Holdings II, LLC	0	(13,200,000)	0	0	0	0		0	(13,200,000)	0
0	46-4229772	MetLife THR Investor, LLC	0	(6,394,700)	0	0	0	0		0	(6,394,700)	0
0		MetLife 425 MKT Member, LLC	0	(132,251,659)	0	0	0	0		0	(132,251,659)	0
0		MetLife CB W/A, LLC	0	(389,590)	0	0	0	0		0	(389,590)	0
0	46-4133357	ML Bridgeside Apartments, LLC	0	23,627,867	0	0	0	0		0	23,627,867	0
0		MetLife OFC Member, LLC	0	(1,571,313)	0	0	0	0		0	(1,571,313)	0
0		MetLife Camino Ramon Member, LLC	0	7,745,637	0	0	0	0		0	7,745,637	0
0	20-8254446	10700 Wilshire, LLC	0	(1,197,247)	0	0	0	0		0	(1,197,247)	0
0	20-8868348	Ashton Judiciary Square, LLC	0	(91,062)	0	0	0	0		0	(91,062)	0
0	20-3700390	Viridian Miracle Mile, LLC	0	(702,774)	0	0	0	0		0	(702,774)	0
0	47-1970965	ML New River Village III, LLC	0	(3,536,796)	0	0	0	0		0	(3,536,796)	0
0	47-1256270	MetLife OBS Member, LLC	0	155,981,998	0	0	0	0		0	155,981,998	0
0		MetLife 1007 Stewart, LLC	0	(32,979)	0	0	0	0		0	(32,979)	0
0	46-4255167	ML Terraces, LLC	0	(12,761,826)	0	0	0	0		0	(12,761,826)	0
0		Chestnut Flats Wind, LLC	0	(4,047,094)	0	0	0	0		0	(4,047,094)	0
0	13-3759652	MetLife International Holdings, LLC	0	0	0	0	324,302,102	0		0	324,302,102	0
0	13-3953333	Natiloportem Holdings, LLC	0	0	0	0	(1,048)	0		0	(1,048)	0
0		Metropolitan Life Seguros e Previdencia Privada S.A. (Brazil)	0	0	0	0	(4,001,304)	0		0	(4,001,304)	0
0	AA-2730030	MetLife Mexico S.A.	0	289,000,000	0	0	(9,162,145)	(7,163,146)		11,723,000	284,397,709	27,868,625
0		MetLife Pensiones Mexico S.A.	0	0	0	0	1,812	0		0	1,812	0
0		MetLife Afore, S.A. de C.V. (Mexico)	0	0	0	0	115,573	0		0	115,573	0
0		MetLife Mexico Servicios, S.A. de C.V.	0	0	0	0	0	2,307		0	2,307	0

98.1

**SCHEDULE Y**

**PART 2 - SUMMARY OF INSURER'S TRANSACTIONS WITH ANY AFFILIATES**

1	2	3	4	5	6	7	8	9	10	11	12	13
NAIC Company Code	ID Number	Names of Insurers and Parent, Subsidiaries or Affiliates	Shareholder Dividends	Capital Contributions	Purchases, Sales or Exchanges of Loans, Securities, Real Estate, Mortgage Loans or Other Investments	Income/ (Disbursements) Incurred in Connection with Guarantees or Undertakings for the Benefit of any Affiliate(s)	Management Agreements and Service Contracts	Income/ (Disbursements) Incurred under Reinsurance Agreements	*	Any Other Material Activity Not in the Ordinary Course of the Insurer's Business	Totals	Reinsurance Recoverable/ (Payable) on Losses and/or Reserve Credit Taken/ (Liability)
0	AA-5420018	MetLife Insurance Company of Korea Limited	0	0	0	0	(1,233,793)	0		0	(1,233,793)	0
0	AA-1930041	MetLife Insurance Limited (Australia)	0	0	0	0	0	0		0	0	16,290,747
0		The Direct Call Center PTY Limited (Australia)	0	0	0	0	1,128,606	0		0	1,128,606	0
0		MetLife Asia Limited	0	0	0	0	(1,339,188)	0		0	(1,339,188)	0
0		Metropolitan Life Insurance Company of Hong Kong Limited	0	0	0	0	(3,558,616)	0		0	(3,558,616)	0
0	20-5894439	MetLife Global, Inc.	0	0	0	0	1,726,891	0		0	1,726,891	0
0	AA-5344102	PNB MetLife India Insurance Company Limited	0	0	0	0	(3,123)	0		0	(3,123)	0
0	AA-2130012	MetLife Seguros S.A. (Argentina)	0	0	0	0	604,353	0		0	604,353	0
0	AA-2130046	MetLife Seguros de Retiro S.A.	0	0	0	0	18,495,771	0		0	18,495,771	0
26298	13-2725441	Metropolitan Property and Casualty Insurance Company	(222,939,139)	53,982	0	0	(404,897,783)	668,604,411		0	40,821,471	(1,964,839,237)
39950	22-2342710	Metropolitan General Insurance Company	0	0	0	0	(180,763)	(4,534,592)		0	(4,715,355)	13,901,589
40169	05-0393243	Metropolitan Casualty Insurance Company	0	0	0	0	(299,319)	(188,553,023)		0	(188,852,342)	474,153,567
25321	23-1903575	Metropolitan Direct Property and Casualty Insurance Company	0	0	0	0	(160,928)	(92,232,177)		0	(92,393,105)	280,082,750
22926	36-1022580	Economy Fire & Casualty Company	(10,000,000)	0	0	0	(680,276)	(10,836,692)		0	(21,516,968)	36,688,954
38067	36-2027848	Economy Preferred Insurance Company	0	0	0	0	(52,493)	(24,707,694)		0	(24,760,187)	85,396,845
40649	36-3105737	Economy Premier Assurance Company	0	0	0	0	(201,022)	(79,572,357)		0	(79,773,379)	159,570,532
0	95-3003951	MetLife Auto & Home Insurance Agency, Inc.	0	0	0	0	20,301	0		0	20,301	0
34339	13-2915260	Metropolitan Group Property and Casualty Insurance Company	0	0	0	0	6,805,328	(260,563,019)		0	(253,757,691)	695,588,266
13938	75-2483187	Metropolitan Lloyds Insurance Company of Texas	0	0	0	0	(65,356)	(7,604,857)		0	(7,670,213)	219,456,734
87726	06-0566090	MetLife Insurance Company USA	(261,000,000)	419,775,742	2,289,660,426	0	(1,702,912,188)	3,083,352,727		158,511,323	3,987,388,030	18,250,678,761
0		ML 1065 Hotel, LLC	0	165,700	0	0	0	0		0	165,700	0
0		MetLife Renewables Holdings, LLC	0	(5,383,819)	0	0	0	0		0	(5,383,819)	0
0	01-0893117	Metropolitan Connecticut Properties Ventures, LLC	0	(13,863,006)	0	0	0	0		0	(13,863,006)	0
0		One Financial Place Corporation	0	0	0	0	113	0		0	113	0
0		Euro TI Investments, LLC	0	(2,585,603)	0	0	(66,690)	0		0	(2,652,293)	0
0		MetLife USA Assignment Company	0	0	0	0	(2,088)	0		0	(2,088)	0
94412	27-0227067	TLA Holdings II LLC	0	(2,297,266)	0	0	0	0		0	(2,297,266)	0
0	27-1320082	TLA Holdings III LLC	0	24,697	0	0	0	0		0	24,697	0
0	74-3261395	TLA Holdings LLC	6,800,000	(7,500,000)	0	0	0	0		0	(700,000)	0
0	51-0099394	The Prospect Company	(6,800,000)	0	0	0	(2,574,637)	0		0	(9,374,637)	0
0		Euro TL Investments LLC	0	(46,653)	0	0	0	0		0	(46,653)	0
0		MetLife Property Ventures Canada ULC	0	(15,865)	0	0	0	0		0	(15,865)	0
97136	13-3114906	Metropolitan Tower Life Insurance Company	(60,000,000)	3,544,495	21,905,221	0	(75,313,441)	58,597,586		275,550	(50,990,589)	713,123,112
0	36-4741040	MetLife Reinsurance Company of Delaware (MRD)	0	40,000,000	(56,322,100)	0	71,863,333	258,834,048		50,248,750	364,624,031	(2,546,666,697)
0		Entrecap Real Estate II, LLC	0	(1,504,478)	0	0	0	0		0	(1,504,478)	0
0		MTL Leasing, LLC	0	(25,000)	0	0	0	0		0	(25,000)	0
0	52-1528581	SafeGuard Health Enterprises, Inc.	0	0	0	0	(10,846,849)	0		0	(10,846,849)	0
95747	93-0864866	Safeguard Health Plans, Inc (NV)	0	0	0	0	600	0		0	600	0
0	33-0733552	MetLife Health Plans, Inc. (NJ)	0	0	0	0	153,180	0		0	153,180	0
0	95-2879515	Safeguard Health Plans, Inc (CA)	0	0	0	0	(3,103,407)	0		0	(3,103,407)	0
79014	33-0515751	SafeHealth Life Insurance Company (CA)	0	0	0	0	(2,276)	0		0	(2,276)	0
52009	65-0073323	Safeguard Health Plans, Inc (FL)	0	0	0	0	(8,126)	0		0	(8,126)	0

98.2

## SCHEDULE Y

## PART 2 - SUMMARY OF INSURER'S TRANSACTIONS WITH ANY AFFILIATES

1	2	3	4	5	6	7	8	9	10	11	12	13
NAIC Company Code	ID Number	Names of Insurers and Parent, Subsidiaries or Affiliates	Shareholder Dividends	Capital Contributions	Purchases, Sales or Exchanges of Loans, Securities, Real Estate, Mortgage Loans or Other Investments	Income/ (Disbursements) Incurred in Connection with Guarantees or Undertakings for the Benefit of any Affiliate(s)	Management Agreements and Service Contracts	Income/ (Disbursements) Incurred under Reinsurance Agreements	*	Any Other Material Activity Not in the Ordinary Course of the Insurer's Business	Totals	Reinsurance Recoverable/ (Payable) on Losses and/or Reserve Credit Taken/ (Liability)
95051	75-2046497	Safeguard Health Plans, Inc (TX)	0	0	0	0	(485,687)	0		0	(485,687)	0
0	AA-2280000	MetLife Chile Seguros de Vida S.A	0	0	0	0	(4,362,995)	(1,651,718)		0	(6,014,713)	2,695,222
0		MetLife Services and Solutions, LLC	0	0	0	0	57,935,201	0		0	57,935,201	0
0		MetLife Solutions Pte. LTD	0	0	0	0	(28,824)	0		0	(28,824)	0
0	36-3665871	Cova Life Management Company	0	0	0	0	62,910	0		0	62,910	0
0	98-1099650	MetLife Global Benefits, Ltd	0	0	0	0	(1,626,527)	(894,171)		0	(2,520,698)	1,456,354
0	22-3805708	Newbury Insurance Company, Limited	(20,000,000)	0	0	0	(1,139,885)	0		0	(21,139,885)	0
60992	13-3690700	First MetLife Investors Insurance Company	0	0	239,010,312	0	(18,142,773)	933,317,641		13,028,518	1,167,213,698	332,350,750
0	13-3175978	MetLife Securities, Inc	0	0	0	0	(74,109,669)	0		0	(74,109,669)	0
0	13-3179826	Enterprise General Insurance Agency, Inc	0	0	0	0	(7,346,700)	0		0	(7,346,700)	0
12232	20-1452630	MetLife Reinsurance Company of South Carolina	0	5,000,000	(451,554,533)	0	21,708,849	20,608,087		331,869	(403,905,728)	(3,679,214,675)
13626	20-5819518	MetLife Reinsurance Company of Charleston	0	0	0	0	2,543,567	(17,063,938)		0	(14,520,371)	(12,661,645,360)
0	26-6122204	MetLife Capital Trust IV	0	0	(214,900)	0	0	0		51,625,000	51,410,100	0
0	26-6288172	MetLife Capital Trust X	0	0	0	0	0	0		64,462,500	64,462,500	0
0		MetLife Home Loans LLC	0	0	0	0	(3,285,190)	0		0	(3,285,190)	0
0	55-0790010	MetLife Group, Inc	0	0	0	0	2,358,419,365	0		0	2,358,419,365	0
0		MetLife Exchange Trust I	0	0	214,285,000	0	0	0		0	214,285,000	0
0		MetLife Investment Management, LLC	0	0	0	0	(35,329,256)	0		0	(35,329,256)	0
0	43-1906210	MetLife Investors Distribution Company	0	0	0	0	488,694,699	0		0	488,694,699	0
0	04-3240897	MetLife Advisers, LLC	0	0	0	0	(5,182,332)	0		(375,756,086)	(380,938,418)	0
13092	26-1511401	MetLife Reinsurance Company of Vermont	0	50,000,000	(129,169,612)	0	221,228,285	410,740,631		0	552,799,304	(13,896,045,597)
62634	51-0104167	Delaware American Life Insurance Company	(6,000,000)	0	0	0	(20,925,967)	(6,185,134)		0	(33,111,101)	(16,949,820)
0	27-1206753	MetLife Consumer Services, Inc	0	4,000,000	0	0	684,970	0		0	4,684,970	0
60690	98-0000065	American Life Insurance Company	476,001,334	(328,486,710)	0	0	(248,121,968)	89,349,815		(18,169,000)	(29,426,529)	(78,970,897)
0		American Life Insurance Company (Japan)	0	0	0	0	(68,205,079)	0		0	(68,205,079)	0
0		Communications One Kabushiki Kaisha (Japan)	0	0	0	0	6,755,599	0		0	6,755,599	0
0		MetLife, Life Insurance Company (Egypt)	0	0	0	0	(1,529,694)	(1,899,375)		0	(3,429,069)	3,327,404
0	AA-1580066	MetLife Insurance K.K. (Japan)	(450,403,834)	0	(4,859,504,376)	0	0	(5,671,213)		0	(5,315,579,423)	1,084,814
0		MetLife pojist' ovna a.s. (Czech Republic)	0	0	0	0	0	104,903		0	104,903	0
0		MetLife Solutions S.A.S. (France)	0	0	0	0	2,424,410	0		0	2,424,410	0
0		MetLife Mutual Fund Management Company (Greece)	0	0	0	0	(1,042,981)	0		0	(1,042,981)	0
0		MetLife Services Cypress LTD. (Cyprus) Limited	0	0	0	0	(30,295)	467,646		0	437,351	0
0		MetLife Services, Sociedad Limitada (Spain)	0	0	0	0	(13,956)	0		0	(13,956)	0
0		MetLife Towarzystwo Ubezpiecze? na ?ycie i Reasekuracji S.A. (Poland)	0	0	0	0	(11,303,162)	0		0	(11,303,162)	0
0		MetLife Services Sp. z o.o. (Poland)	0	0	0	0	7,017,808	0		0	7,017,808	0
0		MetLife Towarzystwo Funduszy Inwestycyjnych S.A. (Poland)	0	0	0	0	(859,383)	0		0	(859,383)	0
0		MetLife Powszechne Towarzystwo Emerytalne (Poland)	0	0	0	0	(523,666)	0		0	(523,666)	0
0		MetLife Societate de Administrare a unui Fond de Pensii Administrat Priv	0	0	0	0	(88,107)	0		0	(88,107)	0
0		Metropolitan Life Training and Consulting S.R.L	0	0	0	0	367,454	0		0	367,454	0
0	AA-9680001	Metropolitan Life Asigurari S.A. (Romania)	0	0	0	0	(600,818)	(46,884)		0	(647,702)	0
0		Joint Stock Company MetLife Insurance Company (formerly Closed Join	0	0	0	0	732,081	(2,305,953)		0	(1,573,872)	4,337,237
0		MetLife Slovakia s.r.o. (Slovakia)	0	0	0	0	23,804,451	0		0	23,804,451	0

**SCHEDULE Y**

**PART 2 - SUMMARY OF INSURER'S TRANSACTIONS WITH ANY AFFILIATES**

1	2	3	4	5	6	7	8	9	10	11	12	13
NAIC Company Code	ID Number	Names of Insurers and Parent, Subsidiaries or Affiliates	Shareholder Dividends	Capital Contributions	Purchases, Sales or Exchanges of Loans, Securities, Real Estate, Mortgage Loans or Other Investments	Income/ (Disbursements) Incurred in Connection with Guarantees or Undertakings for the Benefit of any Affiliate(s)	Management Agreements and Service Contracts	Income/ (Disbursements) Incurred under Reinsurance Agreements	*	Any Other Material Activity Not in the Ordinary Course of the Insurer's Business	Totals	Reinsurance Recoverable/ (Payable) on Losses and/or Reserve Credit Taken/ (Liability)
0		PJSC MetLife (Ukraine).....	0	0	0	0	51,209	(917)		0	50,292	0
0		ALICO Hellas Single Member Limited Liability Company (Greece).....	0	0	0	0	26,554	0		0	26,554	0
0		MetLife Asset Management Corp. (Japan).....	0	0	0	0	26,126,049	0		0	26,126,049	0
0		MetLife Mas, S.A. de C.V. (Mexico).....	0	0	0	0	61,262	(451,475)		0	(390,213)	0
0		MetLife Columbia Seguros de Vida S.A. (Columbia).....	0	0	0	0	(2,614,582)	827,920		0	(1,786,662)	6,806,189
0		ALICO Properties, Inc. (USA-Delaware).....	0	9,918,728	0	0	0	0		0	9,918,728	0
0	02-0649738	Iris Properties, Inc. (USA-Delaware).....	0	1,963,701	0	0	0	0		0	1,963,701	0
0	AA-2980001	MetLife Seguros S.A. (Uruguay).....	0	0	0	0	(536,216)	(39,342)		0	(575,558)	284,024
0		Global Properties, Inc. Japan Branch.....	0	0	0	0	8,423,781	0		0	8,423,781	0
0		MetLife Global Holding Company I GmbH (Swiss).....	(25,597,500)	44,021,722	(5,500,000)	0	0	0		0	12,924,222	0
0		MetLife Insurance Limited (UK).....	0	0	0	0	2,385,044	(9,092,403)		0	(6,707,359)	0
0		MetLife Europe Services Limited (Ireland).....	0	0	0	0	71,955,019	0		0	71,955,019	0
0		MetLife Europe Insurance Limited - UK Branch (MEIL).....	0	0	0	0	(6,152,601)	(5,135,070)		0	(11,287,671)	326,710
0	AA-1780108	MetLife Europe d.a.c. (UK branch) (MEL).....	0	0	249,136,629	0	(144,078,966)	2,426,217		(249,382)	107,234,498	26,503,934
34031		MetLife Pensions Trustees Limited.....	0	0	0	0	0	0		249,382	249,382	0
0		MetLife Life Insurance Company S.A. (Greece).....	0	0	0	0	5,015,171	(818,841)		0	4,196,330	5,670,813
0		MetLife Services EEIG (European Economic Int Group).....	0	0	0	0	47,393,464	0		0	47,393,464	0
0		Met Money Market Pool.....	0	0	0	0	(30,420)	0		0	(30,420)	0
0		DCA640 Investment Pool.....	0	0	0	0	(29,250)	0		0	(29,250)	0
0	AA-1860015	MetLife Emeklilik ve Hayat A.S. (Turkey).....	0	0	0	0	293,630	(2,990,018)		0	(2,696,388)	1,793,435
0	80-0946518	MetLife Core Property Fund, LP.....	0	38,500,000	0	0	0	0		0	38,500,000	0
0		AFP ProVida S.A. (Chile).....	0	0	0	0	1,336,205	0		0	1,336,205	0
0		AFP Genesis Administradora de Fondos y Fidecomisos S.A. (Ecuador).....	0	0	0	0	(1,350,000)	0		0	(1,350,000)	0
0		MetLife Reinsurance Company of Bermuda Ltd.....	0	0	4,207,951,967	0	(1,394,722)	0		0	4,206,557,245	0
0		MetLife Innovation Centre Pte. Ltd.....	0	0	0	0	(185)	0		0	(185)	0
0		UBB-MetLife Zhivotozastrahovatelno Drujestvo A.D. (formerly UBB-ALIC).....	0	0	0	0	0	(2,687)		0	(2,687)	400
0		MetLife FM Hotel Member, LLC.....	0	9,828,000	0	0	0	0		0	9,828,000	0
0		ML-AI MetLife Member 2, LLC.....	0	2,289,224	0	0	0	0		0	2,289,224	0
0		Sandpiper Cove Associates II, LLC.....	0	191,367	0	0	0	0		0	191,367	0
0		ML Milliani Member, LLC.....	0	(64,382,097)	0	0	0	0		0	(64,382,097)	0
0		Park Tower JV Member, LLC.....	0	76,841,109	0	0	0	0		0	76,841,109	0
0		MetLife SP Holdings, LLC.....	0	(150,000,000)	0	0	0	0		0	(150,000,000)	0
0		Buford Logistics Center, LLC.....	0	(1,916,616)	0	0	0	0		0	(1,916,616)	0
0		ML North Brand Member, LLC.....	0	(1,988,196)	0	0	0	0		0	(1,988,196)	0
0		MetLife Treat Towers Member, LLC (11000).....	0	(2,319,986)	0	0	0	0		0	(2,319,986)	0
0		MCPP Owners, LLC.....	0	(17,179,610)	0	0	0	0		0	(17,179,610)	0
0		Daniel / Metlife Midtown Atlanta Master, LLC (14000).....	0	(1,432,848)	0	0	0	0		0	(1,432,848)	0
0		Sino-US United Metlife Insurance Company.....	0	(66,158,601)	0	0	0	(1,117,787)		0	(67,276,388)	1,644,427
0		ML-AI MetLife Member 3, LLC.....	0	19,064,052	0	0	0	0		0	19,064,052	0
0		MetLife HCMJV 1 LP, LLC.....	0	118,941,994	0	0	0	0		0	118,941,994	0
0		MetLife Ontario Street Member, LLC.....	0	7,560,791	0	0	0	0		0	7,560,791	0
0		1925 WJC, LLC.....	0	37,132,471	0	0	0	0		0	37,132,471	0

98.4

## SCHEDULE Y

### PART 2 - SUMMARY OF INSURER'S TRANSACTIONS WITH ANY AFFILIATES

1	2	3	4	5	6	7	8	9	10	11	12	13
NAIC Company Code	ID Number	Names of Insurers and Parent, Subsidiaries or Affiliates	Shareholder Dividends	Capital Contributions	Purchases, Sales or Exchanges of Loans, Securities, Real Estate, Mortgage Loans or Other Investments	Income/ (Disbursements) Incurred in Connection with Guarantees or Undertakings for the Benefit of any Affiliate(s)	Management Agreements and Service Contracts	Income/ (Disbursements) Incurred under Reinsurance Agreements	*	Any Other Material Activity Not in the Ordinary Course of the Insurer's Business	Totals	Reinsurance Recoverable/ (Payable) on Losses and/or Reserve Credit Taken/ (Liability)
9999999	Control Totals.....		0	0	0	0	0	0	XXX	0	0	146,226,736

# Metropolitan Casualty Insurance Company

## SUPPLEMENTAL EXHIBITS AND SCHEDULES INTERROGATORIES

The following supplemental reports are required to be filed as part of your statement filing unless specifically waived by the domiciliary state. However, in the event that your domiciliary state waives the filing requirement, your response of WAIVED to the specific interrogatory will be accepted in lieu of filing a "NONE" report and a bar code will be printed below. If the supplement is required of your company but is not being filed for whatever reason enter SEE EXPLANATION and provide an explanation following the interrogatory questions.

### MARCH FILING

	Responses
1. Will an actuarial opinion be filed by March 1?	YES
2. Will the Supplemental Compensation Exhibit be filed with the state of domicile by March 1?	YES
3. Will the confidential Risk-Based Capital Report be filed with the NAIC by March 1?	YES
4. Will the confidential Risk-Based Capital Report be filed with the state of domicile, if required, by March 1?	YES

### APRIL FILING

5. Will the Insurance Expense Exhibit be filed with the state of domicile and the NAIC by April 1?	YES
6. Will the Management's Discussion and Analysis be filed by April 1?	YES
7. Will the Supplemental Investment Risks Interrogatories be filed by April 1?	YES

### MAY FILING

8. Will this company be included in a combined annual statement that is filed with the NAIC by May 1?	YES
---	-----

### JUNE FILING

9. Will an audited financial report be filed by June 1?	YES
10. Will Accountants Letter of Qualifications be filed with the state of domicile and electronically with the NAIC by June 1?	YES

### AUGUST FILING

11. Will the regulator-only (non-public) Communication of Internal Control Related Matters Noted in Audit be filed with the state of domicile and electronically with the NAIC (as a regulator-only non-public document) by August 1?	YES
---	-----

The following supplemental reports are required to be filed as part of your statement filing. However, in the event that your company does not transact the type of business for which the special report must be filed, your response of NO to the specific interrogatory will be accepted in lieu of filing a "NONE" report and a bar code will be printed below. If the supplement is required of your company but is not being filed for whatever reason, enter SEE EXPLANATION and provide an explanation following the interrogatory questions.

### MARCH FILING

12. Will Schedule SIS (Stockholder Information Supplement) be filed with the state of domicile by March 1?	NO
13. Will the Financial Guaranty Insurance Exhibit be filed by March 1?	NO
14. Will the Medicare Supplement Insurance Experience Exhibit be filed with the state of domicile and the NAIC by March 1?	NO
15. Will Supplement A to Schedule T (Medical Professional Liability Supplement) be filed by March 1?	NO
16. Will the Trusteed Surplus Statement be filed with the state of domicile and the NAIC by March 1?	NO
17. Will the Premiums Attributed to Protected Cells Exhibit be filed by March 1?	NO
18. Will the Reinsurance Summary Supplemental Filing for General Interrogatory 9 be filed with the state of domicile and the NAIC by March 1?	NO
19. Will the Medicare Part D Coverage Supplement be filed with the state of domicile and the NAIC by March 1?	NO
20. Will the confidential Actuarial Opinion Summary be filed with the state of domicile, if required, by March 15 (or the date otherwise specified)?	YES
21. Will the Reinsurance Attestation Supplement be filed with the state of domicile and the NAIC by March 1?	YES
22. Will the Exceptions to the Reinsurance Attestation Supplement be filed with the state of domicile by March 1?	NO
23. Will the Bail Bond Supplement be filed with the state of domicile and the NAIC by March 1?	NO
24. Will the Director and Officer Insurance Coverage Supplement be filed with the state of domicile and the NAIC by March 1?	NO
25. Will an approval from the reporting entity's state of domicile for relief related to the five-year rotation requirement for lead audit partners be filed electronically with the NAIC by March 1?	NO
26. Will an approval from the reporting entity's state of domicile for relief related to the one-year cooling off period for independent CPA be filed electronically with the NAIC by March 1?	NO
27. Will an approval from the reporting entity's state of domicile for relief related to the Requirements for Audit Committees be filed electronically with the NAIC by March 1?	NO
28. Will the Supplemental Schedule for Reinsurance Counterparty Reporting Exception - Asbestos and Pollution Contracts be filed with the state of domicile and the NAIC by March 1?	NO

### APRIL FILING

29. Will the Credit Insurance Experience Exhibit be filed with state of domicile and the NAIC by April 1?	NO
30. Will the Long-Term Care Experience Reporting Forms be filed with the state of domicile and the NAIC by April 1?	NO
31. Will the Accident and Health Policy Experience Exhibit be filed by April 1?	NO
32. Will the Supplemental Health Care Exhibit (Parts 1, 2 and 3) be filed with the state of domicile and the NAIC by April 1?	NO
33. Will the regulator-only (non-public) Supplemental Health Care Exhibit's Expense Allocation Report be filed with the state of domicile and the NAIC by April 1?	NO
34. Will the Cybersecurity and Identity Theft Insurance Coverage Supplement be filed with the state of domicile and the NAIC by April 1?	YES

### AUGUST FILING

35. Will Management's Report of Internal Control Over Financial Reporting be filed with the state of domicile by August 1?	YES
--	-----

# SUPPLEMENTAL EXHIBITS AND SCHEDULES INTERROGATORIES

The following supplemental reports are required to be filed as part of your statement filing unless specifically waived by the domiciliary state. However, in the event that your domiciliary state waives the filing requirement, your response of WAIVED to the specific interrogatory will be accepted in lieu of filing a "NONE" report and a bar code will be printed below. If the supplement is required of your company but is not being filed for whatever reason enter SEE EXPLANATION and provide an explanation following the interrogatory questions.

**EXPLANATIONS:**



**BAR CODE:**

- 1.
- 2.
- 3.
- 4.
- 5.
- 6.
- 7.
- 8.
- 9.
- 10.
- 11.

- 12. The data for this supplement is not required to be filed.
- 13. The data for this supplement is not required to be filed.
- 14. The data for this supplement is not required to be filed.
- 15. The data for this supplement is not required to be filed.
- 16. The data for this supplement is not required to be filed.
- 17. The data for this supplement is not required to be filed.
- 18. The data for this supplement is not required to be filed.
- 19. The data for this supplement is not required to be filed.

- 20.
- 21.
- 22. The data for this supplement is not required to be filed.
- 23. The data for this supplement is not required to be filed.
- 24. The data for this supplement is not required to be filed.
- 25. The data for this supplement is not required to be filed.
- 26. The data for this supplement is not required to be filed.
- 27. The data for this supplement is not required to be filed.
- 28. The data for this supplement is not required to be filed.
- 29. The data for this supplement is not required to be filed.
- 30. The data for this supplement is not required to be filed.
- 31. The data for this supplement is not required to be filed.
- 32. The data for this supplement is not required to be filed.
- 33. The data for this supplement is not required to be filed.

- 34.
- 35.



**Overflow Page  
NONE**

**Overflow Page  
NONE**



## 2016 ALPHABETICAL INDEX -- PROPERTY & CASUALTY ANNUAL STATEMENT BLANK

Assets	2	Schedule P-Part 2G-Special Liability (Ocean Marine, Aircraft (All Perils), Boiler & Machinery)	58
Cash Flow	5	Schedule P-Part 2H-Section 1-Other Liability-Occurrence	58
Exhibit of Capital Gains (Losses)	12	Schedule P-Part 2H-Section 2-Other Liability-Claims-Made	58
Exhibit of Net Investment Income	12	Schedule P-Part 2I-Spec. Prop. (Fire, Allied Lines, Inland Marine, Earthquake, Burglary, Theft)	59
Exhibit of Nonadmitted Assets	13	Schedule P-Part 2J-Auto Physical Damage	59
Exhibit of Premiums and Losses (State Page)	19	Schedule P-Part 2K-Fidelity, Surety	59
Five-Year Historical Data	17	Schedule P-Part 2L-Other (Including Credit, Accident and Health)	59
General Interrogatories	15	Schedule P-Part 2M-International	59
Jurat Page	1	Schedule P-Part 2N-Reinsurance - Nonproportional Assumed Property	60
Liabilities, Surplus and Other Funds	3	Schedule P-Part 2O-Reinsurance - Nonproportional Assumed Liability	60
Notes To Financial Statements	14	Schedule P-Part 2P-Reinsurance - Nonproportional Assumed Financial Lines	60
Overflow Page For Write-ins	100	Schedule P-Part 2R-Section 1-Products Liability-Occurrence	61
Schedule A-Part 1	E01	Schedule P-Part 2R-Section 2-Products Liability-Claims-Made	61
Schedule A-Part 2	E02	Schedule P-Part 2S-Financial Guaranty/Mortgage Guaranty	61
Schedule A-Part 3	E03	Schedule P-Part 2T-Warranty	61
Schedule A-Verification Between Years	SI02	Schedule P-Part 3A-Homeowners/Farmowners	62
Schedule B-Part 1	E04	Schedule P-Part 3B-Private Passenger Auto Liability/Medical	62
Schedule B-Part 2	E05	Schedule P-Part 3C-Commercial Auto/Truck Liability/Medical	62
Schedule B-Part 3	E06	Schedule P-Part 3D-Workers' Compensation (Excluding Excess Workers Compensation)	62
Schedule B-Verification Between Years	SI02	Schedule P-Part 3E-Commercial Multiple Peril	62
Schedule BA-Part 1	E07	Schedule P-Part 3F-Section 1 -Medical Professional Liability-Occurrence	63
Schedule BA-Part 2	E08	Schedule P-Part 3F-Section 2-Medical Professional Liability-Claims-Made	63
Schedule BA-Part 3	E09	Schedule P-Part 3G-Special Liability (Ocean Marine, Aircraft (All Perils), Boiler & Machinery)	63
Schedule BA-Verification Between Years	SI03	Schedule P-Part 3H-Section 1-Other Liability-Occurrence	63
Schedule D-Part 1	E10	Schedule P-Part 3H-Section 2-Other Liability-Claims-Made	63
Schedule D-Part 1A-Section 1	SI05	Schedule P-Part 3I-Spec. Prop. (Fire, Allied Lines, Inland Marine, Earthquake, Burglary, Theft)	64
Schedule D-Part 1A-Section 2	SI08	Schedule P-Part 3J-Auto Physical Damage	64
Schedule D-Part 2-Section 1	E11	Schedule P-Part 3K-Fidelity/Surety	64
Schedule D-Part 2-Section 2	E12	Schedule P-Part 3L-Other (Including Credit, Accident and Health)	64
Schedule D-Part 3	E13	Schedule P-Part 3M-International	64
Schedule D-Part 4	E14	Schedule P-Part 3N-Reinsurance - Nonproportional Assumed Property	65
Schedule D-Part 5	E15	Schedule P-Part 3O-Reinsurance - Nonproportional Assumed Liability	65
Schedule D-Part 6-Section 1	E16	Schedule P-Part 3P-Reinsurance - Nonproportional Assumed Financial Lines	65
Schedule D-Part 6-Section 2	E16	Schedule P-Part 3R-Section 1-Products Liability-Occurrence	66
Schedule D-Summary By Country	SI04	Schedule P-Part 3R-Section 2-Products Liability-Claims-Made	66
Schedule D-Verification Between Years	SI03	Schedule P-Part 3S-Financial Guaranty/Mortgage Guaranty	66
Schedule DA-Part 1	E17	Schedule P-Part 3T-Warranty	66
Schedule DA-Verification Between Years	SI10	Schedule P-Part 4A-Homeowners/Farmowners	67
Schedule DB-Part A-Section 1	E18	Schedule P-Part 4B-Private Passenger Auto Liability/Medical	67
Schedule DB-Part A-Section 2	E19	Schedule P-Part 4C-Commercial Auto/Truck Liability/Medical	67
Schedule DB-Part A-Verification Between Years	SI11	Schedule P-Part 4D-Workers' Compensation (Excluding Excess Workers Compensation)	67
Schedule DB-Part B-Section 1	E20	Schedule P-Part 4E-Commercial Multiple Peril	67
Schedule DB-Part B-Section 2	E21	Schedule P-Part 4F-Section 1-Medical Professional Liability-Occurrence	68
Schedule DB-Part B-Verification Between Years	SI11	Schedule P-Part 4F-Section 2-Medical Professional Liability-Claims-Made	68
Schedule DB-Part C-Section 1	SI12	Schedule P-Part 4G-Special Liability (Ocean Marine, Aircraft (All Perils), Boiler & Machinery)	68
Schedule DB-Part C-Section 2	SI13	Schedule P-Part 4H-Section 1-Other Liability-Occurrence	68
Schedule DB-Part D-Section 1	E22	Schedule P-Part 4H-Section 2-Other Liability-Claims-Made	68
Schedule DB-Part D-Section 2	E23	Schedule P-Part 4I-Spec. Prop. (Fire, Allied Lines, Inland Marine, Earthquake, Burglary & Theft)	69
Schedule DB-Verification	SI14	Schedule P-Part 4J-Auto Physical Damage	69
Schedule DL-Part 1	E24	Schedule P-Part 4K-Fidelity/Surety	69
Schedule DL-Part 2	E25	Schedule P-Part 4L-Other (Including Credit, Accident and Health)	69
Schedule E-Part 1-Cash	E26	Schedule P-Part 4M-International	69
Schedule E-Part 2-Cash Equivalents	E27	Schedule P-Part 4N-Reinsurance - Nonproportional Assumed Property	70
Schedule E-Part 3-Special Deposits	E28	Schedule P-Part 4O-Reinsurance - Nonproportional Assumed Liability	70
Schedule E-Verification Between Years	SI15	Schedule P-Part 4P-Reinsurance - Nonproportional Assumed Financial Lines	70
Schedule F-Part 1	20	Schedule P-Part 4R-Section 1-Products Liability-Occurrence	71
Schedule F-Part 2	21	Schedule P-Part 4R-Section 2-Products Liability-Claims-Made	71
Schedule F-Part 3	22	Schedule P-Part 4S-Financial Guaranty/Mortgage Guaranty	71
Schedule F-Part 4	23	Schedule P-Part 4T-Warranty	71
Schedule F-Part 5	24	Schedule P-Part 5A-Homeowners/Farmowners	72
Schedule F-Part 6-Section 1	25	Schedule P-Part 5B-Private Passenger Auto Liability/Medical	73
Schedule F-Part 6-Section 2	26	Schedule P-Part 5C-Commercial Auto/Truck Liability/Medical	74
Schedule F-Part 7	27	Schedule P-Part 5D-Workers' Compensation (Excluding Excess Workers Compensation)	75
Schedule F-Part 8	28	Schedule P-Part 5E-Commercial Multiple Peril	76
Schedule F-Part 9	29	Schedule P-Part 5F-Medical Professional Liability-Claims-Made	78
Schedule H-Accident and Health Exhibit-Part 1	30	Schedule P-Part 5F-Medical Professional Liability-Occurrence	77
Schedule H-Part 2, Part 3 and Part 4	31	Schedule P-Part 5H-Other Liability-Claims-Made	80
Schedule H-Part 5-Health Claims	32	Schedule P-Part 5H-Other Liability-Occurrence	79
Schedule P-Part 1-Summary	33	Schedule P-Part 5R-Products Liability-Claims-Made	82
Schedule P-Part 1A-Homeowners/Farmowners	35	Schedule P-Part 5R-Products Liability-Occurrence	81
Schedule P-Part 1B-Private Passenger Auto Liability/Medical	36	Schedule P-Part 5T-Warranty	83
Schedule P-Part 1C-Commercial Auto/Truck Liability/Medical	37	Schedule P-Part 6C-Commercial Auto/Truck Liability/Medical	84
Schedule P-Part 1D-Workers' Compensation (Excluding Excess Workers Compensation)	38	Schedule P-Part 6D-Workers' Compensation (Excluding Excess Workers Compensation)	84
Schedule P-Part 1E-Commercial Multiple Peril	39	Schedule P-Part 6E-Commercial Multiple Peril	85
Schedule P-Part 1F-Section 1-Medical Professional Liability-Occurrence	40	Schedule P-Part 6H-Other Liability-Claims-Made	86
Schedule P-Part 1F-Section 2-Medical Professional Liability-Claims-Made	41	Schedule P-Part 6H-Other Liability-Occurrence	85
Schedule P-Part 1G-Special Liability (Ocean, Marine, Aircraft (All Perils), Boiler & Machinery)	42	Schedule P-Part 6M-International	86
Schedule P-Part 1H-Section 1-Other Liability-Occurrence	43	Schedule P-Part 6N-Reinsurance - Nonproportional Assumed Property	87
Schedule P-Part 1H-Section 2-Other Liability-Claims-Made	44	Schedule P-Part 6O-Reinsurance - Nonproportional Assumed Liability	87
Schedule P-Part 1I-Spec. Prop. (Fire, Allied Lines, Inland Marine, Earthquake, Burglary & Theft)	45	Schedule P-Part 6R-Products Liability-Claims-Made	88
Schedule P-Part 1J-Auto Physical Damage	46	Schedule P-Part 6R-Products Liability-Occurrence	88
Schedule P-Part 1K-Fidelity/Surety	47	Schedule P-Part 7A-Primary Loss Sensitive Contracts	89
Schedule P-Part 1L-Other (Including Credit, Accident and Health)	48	Schedule P-Part 7B-Reinsurance Loss Sensitive Contracts	91
Schedule P-Part 1M-International	49	Schedule P Interrogatories	93
Schedule P-Part 1N-Reinsurance - Nonproportional Assumed Property	50	Schedule T-Exhibit of Premiums Written	94
Schedule P-Part 1O-Reinsurance - Nonproportional Assumed Liability	51	Schedule T-Part 2-Interstate Compact	95
Schedule P-Part 1P-Reinsurance - Nonproportional Assumed Financial Lines	52	Schedule Y-Information Concerning Activities of Insurer Members of a Holding Company Group	96
Schedule P-Part 1R-Section 1-Products Liability-Occurrence	53	Schedule Y-Detail of Insurance Holding Company System	97
Schedule P-Part 1R-Section 2-Products Liability-Claims-Made	54	Schedule Y-Part 2-Summary of Insurer's Transactions With Any Affiliates	98
Schedule P-Part 1S-Financial Guaranty/Mortgage Guaranty	55	Statement of Income	4
Schedule P-Part 1T-Warranty	56	Summary Investment Schedule	SI01
Schedule P-Part 2, Part 3 and Part 4 - Summary	34	Supplemental Exhibits and Schedules Interrogatories	99
Schedule P-Part 2A-Homeowners/Farmowners	57	Underwriting and Investment Exhibit Part 1	6
Schedule P-Part 2B-Private Passenger Auto Liability/Medical	57	Underwriting and Investment Exhibit Part 1A	7
Schedule P-Part 2C-Commercial Auto/Truck Liability/Medical	57	Underwriting and Investment Exhibit Part 1B	8
Schedule P-Part 2D-Workers' Compensation (Excluding Excess Workers Compensation)	57	Underwriting and Investment Exhibit Part 2	9
Schedule P-Part 2E-Commercial Multiple Peril	57	Underwriting and Investment Exhibit Part 2A	10
Schedule P-Part 2F-Section 1-Medical Professional Liability-Occurrence	58	Underwriting and Investment Exhibit Part 3	11
Schedule P-Part 2F-Section 2-Medical Professional Liability-Claims-Made	58		