



ANNUAL STATEMENT

For the Year Ended December 31, 2016
of the Condition and Affairs of the

Metropolitan Property and Casualty Insurance Company

NAIC Group Code.....241, 241 (Current Period) (Prior Period)	NAIC Company Code..... 26298	Employer's ID Number..... 13-2725441
Organized under the Laws of RI	State of Domicile or Port of Entry RI	Country of Domicile US
Incorporated/Organized..... August 31, 1972	Commenced Business..... December 8, 1972	
Statutory Home Office	700 Quaker Lane..... Warwick RI US 02886-6669 <i>(Street and Number) (City or Town, State, Country and Zip Code)</i>	
Main Administrative Office	700 Quaker Lane..... Warwick RI US..... 02886-6669 <i>(Street and Number) (City or Town, State, Country and Zip Code)</i>	401-827-2400 <i>(Area Code) (Telephone Number)</i>
Mail Address	PO Box 350, 700 Quaker Lane..... Warwick RI US 02887-0350 <i>(Street and Number or P. O. Box) (City or Town, State, Country and Zip Code)</i>	
Primary Location of Books and Records	700 Quaker Lane..... Warwick RI US 02886-6669 <i>(Street and Number) (City or Town, State, Country and Zip Code)</i>	800-638-4208 <i>(Area Code) (Telephone Number)</i>
Internet Web Site Address	www.metlife.com	
Statutory Statement Contact	Kevin Paul Swift <i>(Name)</i> kswift@metlife.com <i>(E-Mail Address)</i>	800-638-4208 <i>(Area Code) (Telephone Number) (Extension)</i> 401-827-2315 <i>(Fax Number)</i>

OFFICERS

Name	Title	Name	Title
1. Kishore Ponnnavolu	President	2. Maura Catherine Travers	Assistant General Counsel and Secretary
3. Michael John Bednarick #	Vice President and Chief Financial Officer	4. John Dennis McCallion #	Treasurer

OTHER

Michael John Abate #	Vice President	Robert Edward Bean #	Vice President
Charles Phillip Cavas	Vice President and Associate General Counsel	Kevin Chean #	Vice President
Marlene Beverly Debel	Executive Vice President	Darla Ann Finchum	Vice President
Barbara Jean Furr	Vice President	Paul Edward Gavin	Senior Vice President
Lise Ann Hasegawa	Vice President	Richard Paul Lonardo	Vice President
Jason Phillip Manske	Senior Vice President and Chief Hedging Officer	Patrick John Meyer #	Vice President
Barry Gregory Morphis	Vice President	Michael Valentine Neubauer	Vice President
Mick Lloyd Noland	Senior Vice President	Robert Francis Nostramo	Senior Vice President and General Counsel
Brenda Ann Perkins	Vice President	Christopher Timothy Rhodes #	Vice President
Michael Joseph Romano	Vice President	Joseph Urba Rupp Jr.	Vice President
Richard Andrew Stevens #	Vice President and Controller	Calvin Tyrone Strong #	Vice President
Donald Gerard Sullivan	Vice President		

DIRECTORS OR TRUSTEES

Michael John Bednarick #	Marlene Beverly Debel #	Todd Brian Katz	Maria Regina Morris
Kishore Ponnnavolu	Kevin Stanley Redgate	Stanley Jeffery Talbi	

State of..... Rhode Island
County of..... Kent

The officers of this reporting entity being duly sworn, each depose and say that they are the described officers of said reporting entity, and that on the reporting period stated above, all of the herein described assets were the absolute property of the said reporting entity, free and clear from any liens or claims thereon, except as herein stated, and that this statement, together with related exhibits, schedules and explanations therein contained, annexed or referred to, is a full and true statement of all the assets and liabilities and of the condition and affairs of the said reporting entity as of the reporting period stated above, and of its income and deductions therefrom for the period ended, and have been completed in accordance with the NAIC *Annual Statement Instructions and Accounting Practices and Procedures* manual except to the extent that: (1) state law may differ; or, (2) that state rules or regulations require differences in reporting not related to accounting practices and procedures, according to the best of their information, knowledge and belief, respectively. Furthermore, the scope of this attestation by the described officers also includes the related corresponding electronic filing with the NAIC, when required, that is an exact copy (except for formatting differences due to electronic filing) of the enclosed statement. The electronic filing may be requested by various regulators in lieu of or in addition to the enclosed statement.

Kishore Ponnnavolu

Kishore Ponnnavolu
President

Maura Catherine Travers

Maura Catherine Travers
Assistant General Counsel and Secretary

Michael John Bednarick

Michael John Bednarick
Vice President and Chief Financial Officer

Subscribed and sworn to before me

This 3rd day of February 2017

a. Is this an original filing?

Yes [X] No []

b. If no

1. State the amendment number

2. Date filed

3. Number of pages attached

Deborah L. Masterson

Deborah L. Masterson
Notary
June 24, 2017




EXHIBIT OF PREMIUMS AND LOSSES (Statutory Page 14)



NAIC Group Code....241 NAIC Company Code....26298

BUSINESS IN THE STATE OF ALASKA DURING THE YEAR

Line of Business	Gross Premiums, Including Policy and Membership Fees, Less Return Premiums and Premiums on Policies not Taken		3 Dividends Paid or Credited to Policyholders on Direct Business	4 Direct Unearned Premium Reserves	5 Direct Losses Paid (deducting salvage)	6 Direct Losses Incurred	7 Direct Losses Unpaid	8 Direct Defense and Cost Containment Expense Paid	9 Direct Defense and Cost Containment Expense Incurred	10 Direct Defense and Cost Containment Expense Unpaid	11 Commissions and Brokerage Expenses	12 Taxes, Licenses and Fees
	1 Direct Premiums Written	2 Direct Premiums Earned										
1. Fire.....	0	0	0	0	0	0	0	0	0	0	0	0
2.1 Allied lines.....	0	0	0	0	0	0	0	0	0	0	0	0
2.2 Multiple peril crop.....	0	0	0	0	0	0	0	0	0	0	0	0
2.3 Federal flood.....	0	0	0	0	0	0	0	0	0	0	0	0
2.4 Private crop.....	0	0	0	0	0	0	0	0	0	0	0	0
2.5 Private flood.....	0	0	0	0	0	0	0	0	0	0	0	0
3. Farmowners multiple peril.....	0	0	0	0	0	0	0	0	0	0	0	0
4. Homeowners multiple peril.....	0	0	0	0	0	0	0	0	0	0	0	0
5.1 Commercial multiple peril (non-liability portion).....	0	0	0	0	0	0	0	0	0	0	0	0
5.2 Commercial multiple peril (liability portion).....	0	0	0	0	0	0	0	0	0	0	0	0
6. Mortgage guaranty.....	0	0	0	0	0	0	0	0	0	0	0	0
8. Ocean marine.....	0	0	0	0	0	0	0	0	0	0	0	0
9. Inland marine.....	0	0	0	0	0	0	0	0	0	0	0	0
10. Financial guaranty.....	0	0	0	0	0	0	0	0	0	0	0	0
11. Medical professional liability.....	0	0	0	0	0	0	0	0	0	0	0	0
12. Earthquake.....	0	0	0	0	0	0	0	0	0	0	0	0
13. Group accident and health (b).....	0	0	0	0	0	0	0	0	0	0	0	0
14. Credit A&H (group and individual).....	0	0	0	0	0	0	0	0	0	0	0	0
15.1 Collectively renewable A&H (b).....	0	0	0	0	0	0	0	0	0	0	0	0
15.2 Non-cancelable A&H (b).....	0	0	0	0	0	0	0	0	0	0	0	0
15.3 Guaranteed renewable A&H (b).....	0	0	0	0	0	0	0	0	0	0	0	0
15.4 Non-renewable for stated reasons only (b).....	0	0	0	0	0	0	0	0	0	0	0	0
15.5 Other accident only.....	0	0	0	0	0	0	0	0	0	0	0	0
15.6 Medicare Title XVIII exempt from state taxes or fees.....	0	0	0	0	0	0	0	0	0	0	0	0
15.7 All other A&H (b).....	0	0	0	0	0	0	0	0	0	0	0	0
15.8 Federal employees health benefits plan premium.....	0	0	0	0	0	0	0	0	0	0	0	0
16. Workers' compensation.....	0	0	0	0	0	0	0	0	0	0	0	0
17.1 Other liability-occurrence.....	0	0	0	0	0	0	0	0	0	0	0	0
17.2 Other liability-claims-made.....	0	0	0	0	0	0	0	0	0	0	0	0
17.3 Excess workers' compensation.....	0	0	0	0	0	0	0	0	0	0	0	0
18. Products liability.....	0	0	0	0	0	0	0	0	0	0	0	0
19.1 Private passenger auto no-fault (personal injury protection).....	0	0	0	0	0	0	0	0	0	0	0	0
19.2 Other private passenger auto liability.....	0	0	0	0	0	0	0	0	0	0	0	0
19.3 Commercial auto no-fault (personal injury protection).....	0	0	0	0	0	0	0	0	0	0	0	0
19.4 Other commercial auto liability.....	0	0	0	0	0	0	0	0	0	0	0	0
21.1 Private passenger auto physical damage.....	0	0	0	0	0	0	0	0	0	0	0	0
21.2 Commercial auto physical damage.....	0	0	0	0	0	0	0	0	0	0	0	0
22. Aircraft (all perils).....	0	0	0	0	0	0	0	0	0	0	0	0
23. Fidelity.....	0	0	0	0	0	0	0	0	0	0	0	0
24. Surety.....	0	0	0	0	0	0	0	0	0	0	0	0
26. Burglary and theft.....	0	0	0	0	0	0	0	0	0	0	0	0
27. Boiler and machinery.....	0	0	0	0	0	0	0	0	0	0	0	0
28. Credit.....	0	0	0	0	0	0	0	0	0	0	0	0
30. Warranty.....	0	0	0	0	0	0	0	0	0	0	0	0
34. Aggregate write-ins for other lines of business.....	0	0	0	0	0	0	0	0	0	0	0	0
35. TOTALS (a).....	0	0	0	0	0	0	0	0	0	0	0	0

DETAILS OF WRITE-INS

3401. MISCELLANEOUS.....	0	0	0	0	0	0	0	0	0	0	0	0
3402.	0	0	0	0	0	0	0	0	0	0	0	0
3403.	0	0	0	0	0	0	0	0	0	0	0	0
3498. Summary of remaining write-ins for Line 34 from overflow page.....	0	0	0	0	0	0	0	0	0	0	0	0
3499. TOTALS (Lines 3401 through 3403 plus 3498) (Line 34 above).....	0	0	0	0	0	0	0	0	0	0	0	0

(a) Finance and service charges not included in Lines 1 to 35 \$.....0.

(b) For health business on indicated lines report: Number of persons insured under PPO managed care products.....0 and number of persons insured under indemnity only products.....0.

19.AK

EXHIBIT OF PREMIUMS AND LOSSES (Statutory Page 14)



NAIC Group Code....241 NAIC Company Code....26298

BUSINESS IN THE STATE OF ALABAMA DURING THE YEAR

19.A1

Line of Business	Gross Premiums, Including Policy and Membership Fees, Less Return Premiums and Premiums on Policies not Taken		3 Dividends Paid or Credited to Policyholders on Direct Business	4 Direct Unearned Premium Reserves	5 Direct Losses Paid (deducting salvage)	6 Direct Losses Incurred	7 Direct Losses Unpaid	8 Direct Defense and Cost Containment Expense Paid	9 Direct Defense and Cost Containment Expense Incurred	10 Direct Defense and Cost Containment Expense Unpaid	11 Commissions and Brokerage Expenses	12 Taxes, Licenses and Fees
	1 Direct Premiums Written	2 Direct Premiums Earned										
1. Fire.....	0	0	0	0	0	0	0	0	0	0	0	0
2.1 Allied lines.....	0	0	0	0	0	0	0	0	0	0	0	0
2.2 Multiple peril crop.....	0	0	0	0	0	0	0	0	0	0	0	0
2.3 Federal flood.....	117,058	129,817	0	65,722	0	0	0	0	0	0	17,998	4,331
2.4 Private crop.....	0	0	0	0	0	0	0	0	0	0	0	0
2.5 Private flood.....	0	0	0	0	0	0	0	0	0	0	0	0
3. Farmowners multiple peril.....	0	0	0	0	0	0	0	0	0	0	0	0
4. Homeowners multiple peril.....	18,702,776	18,255,318	0	9,549,916	11,389,150	11,255,877	2,998,208	49,527	39,465	92,884	2,110,193	800,308
5.1 Commercial multiple peril (non-liability portion).....	104,355	74,591	0	54,981	0	134,012	144,584	844	1,636	1,233	21,649	2,478
5.2 Commercial multiple peril (liability portion).....	43,165	29,607	0	22,726	56,744	85,256	32,329	0	5,878	6,832	7,519	939
6. Mortgage guaranty.....	0	0	0	0	0	0	0	0	0	0	0	0
8. Ocean marine.....	0	0	0	0	0	0	0	0	0	0	0	0
9. Inland marine.....	413,318	402,055	0	202,575	60,261	89,583	50,042	0	844	1,414	52,168	17,894
10. Financial guaranty.....	0	0	0	0	0	0	0	0	0	0	0	0
11. Medical professional liability.....	0	0	0	0	0	0	0	0	0	0	0	0
12. Earthquake.....	45,319	46,430	0	22,628	0	2,197	4,201	0	37	62	5,748	1,973
13. Group accident and health (b).....	0	0	0	0	0	0	0	0	0	0	0	0
14. Credit A&H (group and individual).....	0	0	0	0	0	0	0	0	0	0	0	0
15.1 Collectively renewable A&H (b).....	0	0	0	0	0	0	0	0	0	0	0	0
15.2 Non-cancelable A&H (b).....	0	0	0	0	0	0	0	0	0	0	0	0
15.3 Guaranteed renewable A&H (b).....	0	0	0	0	0	0	0	0	0	0	0	0
15.4 Non-renewable for stated reasons only (b).....	0	0	0	0	0	0	0	0	0	0	0	0
15.5 Other accident only.....	0	0	0	0	0	0	0	0	0	0	0	0
15.6 Medicare Title XVIII exempt from state taxes or fees.....	0	0	0	0	0	0	0	0	0	0	0	0
15.7 All other A&H (b).....	7,482	7,438	0	623	3,655	3,003	791	0	0	0	0	120
15.8 Federal employees health benefits plan premium.....	0	0	0	0	0	0	0	0	0	0	0	0
16. Workers' compensation.....	0	0	0	0	0	0	0	0	0	0	0	0
17.1 Other liability-occurrence.....	649,155	611,680	0	333,067	250,000	319,328	600,028	12,529	12,847	3,672	77,041	24,306
17.2 Other liability-claims-made.....	0	0	0	0	0	0	0	0	0	0	0	0
17.3 Excess workers' compensation.....	0	0	0	0	0	0	0	0	0	0	0	0
18. Products liability.....	0	0	0	0	0	0	0	0	0	0	0	0
19.1 Private passenger auto no-fault (personal injury protection).....	0	0	0	0	0	0	0	0	0	0	0	0
19.2 Other private passenger auto liability.....	11,929,844	10,940,643	0	5,800,929	7,343,485	9,558,148	6,664,695	127,790	308,104	552,682	1,310,487	513,361
19.3 Commercial auto no-fault (personal injury protection).....	0	0	0	0	0	0	0	0	0	0	0	0
19.4 Other commercial auto liability.....	0	0	0	0	0	0	0	0	0	0	0	0
21.1 Private passenger auto physical damage.....	10,935,923	9,983,075	0	5,271,351	6,084,358	6,127,177	207,735	7,974	9,863	2,510	1,223,140	471,197
21.2 Commercial auto physical damage.....	0	0	0	0	0	0	0	0	0	0	0	0
22. Aircraft (all perils).....	0	0	0	0	0	0	0	0	0	0	0	0
23. Fidelity.....	0	0	0	0	0	0	0	0	0	0	0	0
24. Surety.....	0	0	0	0	0	0	0	0	0	0	0	0
26. Burglary and theft.....	0	0	0	0	0	0	0	0	0	0	0	0
27. Boiler and machinery.....	0	0	0	0	0	0	0	0	0	0	0	0
28. Credit.....	0	0	0	0	0	0	0	0	0	0	0	0
30. Warranty.....	0	0	0	0	0	0	0	0	0	0	0	0
34. Aggregate write-ins for other lines of business.....	0	0	0	0	0	0	0	0	0	0	0	0
35. TOTALS (a).....	42,948,395	40,480,654	0	21,324,518	25,187,653	27,574,581	10,702,613	198,664	378,674	661,289	4,825,943	1,836,907

DETAILS OF WRITE-INS

3401. MISCELLANEOUS.....	0	0	0	0	0	0	0	0	0	0	0	0
3402.	0	0	0	0	0	0	0	0	0	0	0	0
3403.	0	0	0	0	0	0	0	0	0	0	0	0
3498. Summary of remaining write-ins for Line 34 from overflow page.....	0	0	0	0	0	0	0	0	0	0	0	0
3499. TOTALS (Lines 3401 through 3403 plus 3498) (Line 34 above).....	0	0	0	0	0	0	0	0	0	0	0	0

(a) Finance and service charges not included in Lines 1 to 35 \$.....21,942.

(b) For health business on indicated lines report: Number of persons insured under PPO managed care products.....0 and number of persons insured under indemnity only products.....0.

EXHIBIT OF PREMIUMS AND LOSSES (Statutory Page 14)



NAIC Group Code....241 NAIC Company Code....26298

BUSINESS IN THE STATE OF ARKANSAS DURING THE YEAR

Line of Business	Gross Premiums, Including Policy and Membership Fees, Less Return Premiums and Premiums on Policies not Taken		3 Dividends Paid or Credited to Policyholders on Direct Business	4 Direct Unearned Premium Reserves	5 Direct Losses Paid (deducting salvage)	6 Direct Losses Incurred	7 Direct Losses Unpaid	8 Direct Defense and Cost Containment Expense Paid	9 Direct Defense and Cost Containment Expense Incurred	10 Direct Defense and Cost Containment Expense Unpaid	11 Commissions and Brokerage Expenses	12 Taxes, Licenses and Fees
	1 Direct Premiums Written	2 Direct Premiums Earned										
1. Fire.....	0	0	0	0	0	(2)	0	0	0	0	0	0
2.1 Allied lines.....	0	0	0	0	0	(1)	0	0	0	0	0	0
2.2 Multiple peril crop.....	0	0	0	0	0	0	0	0	0	0	0	0
2.3 Federal flood.....	69,271	69,188	0	42,360	0	0	0	0	0	0	11,761	2,009
2.4 Private crop.....	0	0	0	0	0	0	0	0	0	0	0	0
2.5 Private flood.....	0	0	0	0	0	0	0	0	0	0	0	0
3. Farmowners multiple peril.....	0	0	0	0	0	0	0	0	0	0	0	0
4. Homeowners multiple peril.....	9,621,416	9,320,068	0	5,093,442	7,716,780	6,995,162	1,310,492	359,566	345,419	35,426	1,064,760	306,752
5.1 Commercial multiple peril (non-liability portion).....	736	274	0	462	0	156	156	0	6	6	91	280
5.2 Commercial multiple peril (liability portion).....	242	90	0	152	0	49	49	0	12	12	30	92
6. Mortgage guaranty.....	0	0	0	0	0	0	0	0	0	0	0	0
8. Ocean marine.....	0	0	0	0	0	0	0	0	0	0	0	0
9. Inland marine.....	237,868	238,803	0	115,468	81,800	79,059	10,056	0	(126)	241	29,728	7,764
10. Financial guaranty.....	0	0	0	0	0	0	0	0	0	0	0	0
11. Medical professional liability.....	0	0	0	0	0	0	0	0	0	0	0	0
12. Earthquake.....	160,666	165,298	0	85,402	0	(3,361)	6,934	0	(76)	90	21,505	5,276
13. Group accident and health (b).....	0	0	0	0	0	0	0	0	0	0	0	0
14. Credit A&H (group and individual).....	0	0	0	0	0	0	0	0	0	0	0	0
15.1 Collectively renewable A&H (b).....	0	0	0	0	0	0	0	0	0	0	0	0
15.2 Non-cancelable A&H (b).....	0	0	0	0	0	0	0	0	0	0	0	0
15.3 Guaranteed renewable A&H (b).....	0	0	0	0	0	0	0	0	0	0	0	0
15.4 Non-renewable for stated reasons only (b).....	0	0	0	0	0	0	0	0	0	0	0	0
15.5 Other accident only.....	0	0	0	0	0	0	0	0	0	0	0	0
15.6 Medicare Title XVIII exempt from state taxes or fees.....	0	0	0	0	0	0	0	0	0	0	0	0
15.7 All other A&H (b).....	2,881	2,961	0	244	50	(56)	303	0	0	0	0	72
15.8 Federal employees health benefits plan premium.....	0	0	0	0	0	0	0	0	0	0	0	0
16. Workers' compensation.....	0	0	0	0	0	0	0	0	0	0	0	0
17.1 Other liability-occurrence.....	239,281	239,793	0	122,608	144,826	(143,594)	149,173	0	(1,861)	894	29,415	6,133
17.2 Other liability-claims-made.....	0	0	0	0	0	0	0	0	0	0	0	0
17.3 Excess workers' compensation.....	0	0	0	0	0	0	0	0	0	0	0	0
18. Products liability.....	0	0	0	0	0	0	0	0	0	0	0	0
19.1 Private passenger auto no-fault (personal injury protection).....	204,112	186,455	0	99,577	148,591	144,506	109,898	800	(621)	29,122	25,525	6,709
19.2 Other private passenger auto liability.....	3,153,517	2,947,279	0	1,552,577	1,806,704	2,027,761	2,112,131	65,675	76,244	170,954	389,901	103,734
19.3 Commercial auto no-fault (personal injury protection).....	0	0	0	0	0	0	0	0	0	0	0	0
19.4 Other commercial auto liability.....	0	0	0	0	0	0	0	0	0	0	0	0
21.1 Private passenger auto physical damage.....	3,048,108	2,792,642	0	1,509,110	1,875,329	1,868,262	64,885	2,643	1,955	(143)	382,449	100,410
21.2 Commercial auto physical damage.....	0	0	0	0	0	0	0	0	0	0	0	0
22. Aircraft (all perils).....	0	0	0	0	0	0	0	0	0	0	0	0
23. Fidelity.....	0	0	0	0	0	0	0	0	0	0	0	0
24. Surety.....	0	0	0	0	0	0	0	0	0	0	0	0
26. Burglary and theft.....	0	0	0	0	0	0	0	0	0	0	0	0
27. Boiler and machinery.....	0	0	0	0	0	0	0	0	0	0	0	0
28. Credit.....	0	0	0	0	0	0	0	0	0	0	0	0
30. Warranty.....	0	0	0	0	0	0	0	0	0	0	0	0
34. Aggregate write-ins for other lines of business.....	0	0	0	0	0	0	0	0	0	0	0	0
35. TOTALS (a).....	16,738,098	15,962,851	0	8,621,402	11,774,080	10,967,941	3,764,077	428,684	420,952	236,602	1,955,165	539,231

DETAILS OF WRITE-INS

3401. MISCELLANEOUS.....	0	0	0	0	0	0	0	0	0	0	0	0
3402.	0	0	0	0	0	0	0	0	0	0	0	0
3403.	0	0	0	0	0	0	0	0	0	0	0	0
3498. Summary of remaining write-ins for Line 34 from overflow page.....	0	0	0	0	0	0	0	0	0	0	0	0
3499. TOTALS (Lines 3401 through 3403 plus 3498) (Line 34 above).....	0	0	0	0	0	0	0	0	0	0	0	0

(a) Finance and service charges not included in Lines 1 to 35 \$.....22,960.

(b) For health business on indicated lines report: Number of persons insured under PPO managed care products.....0 and number of persons insured under indemnity only products.....0.

19.AR

EXHIBIT OF PREMIUMS AND LOSSES (Statutory Page 14)



NAIC Group Code....241 NAIC Company Code....26298

BUSINESS IN THE STATE OF ARIZONA DURING THE YEAR

Line of Business	Gross Premiums, Including Policy and Membership Fees, Less Return Premiums and Premiums on Policies not Taken		Dividends Paid or Credited to Policyholders on Direct Business	Direct Unearned Premium Reserves	Direct Losses Paid (deducting salvage)	Direct Losses Incurred	Direct Losses Unpaid	Direct Defense and Cost Containment Expense Paid	Direct Defense and Cost Containment Expense Incurred	Direct Defense and Cost Containment Expense Unpaid	Commissions and Brokerage Expenses	Taxes, Licenses and Fees
	1 Direct Premiums Written	2 Direct Premiums Earned										
1. Fire.....	0	0	0	0	0	0	0	0	0	0	0	0
2.1 Allied lines.....	0	0	0	0	0	0	0	0	0	0	0	0
2.2 Multiple peril crop.....	0	0	0	0	0	0	0	0	0	0	0	0
2.3 Federal flood.....	251,314	254,500	0	139,438	6,000	17,738	11,738	0	0	0	44,799	5,529
2.4 Private crop.....	0	0	0	0	0	0	0	0	0	0	0	0
2.5 Private flood.....	0	0	0	0	0	0	0	0	0	0	0	0
3. Farmowners multiple peril.....	0	0	0	0	0	0	0	0	0	0	0	0
4. Homeowners multiple peril.....	17,424,573	19,059,946	0	8,945,878	8,834,968	8,895,058	1,968,462	105,032	110,749	88,861	1,738,193	432,209
5.1 Commercial multiple peril (non-liability portion).....	84,553	65,914	0	46,570	0	38,162	46,234	0	1,590	1,926	16,729	1,956
5.2 Commercial multiple peril (liability portion).....	89,075	55,112	0	48,708	5,928	32,093	29,649	0	6,541	7,412	17,339	2,054
6. Mortgage guaranty.....	0	0	0	0	0	0	0	0	0	0	0	0
8. Ocean marine.....	0	0	0	0	0	0	0	0	0	0	0	0
9. Inland marine.....	421,226	451,559	0	214,993	73,129	60,214	18,341	0	(489)	583	52,192	10,786
10. Financial guaranty.....	0	0	0	0	0	0	0	0	0	0	0	0
11. Medical professional liability.....	0	0	0	0	0	0	0	0	0	0	0	0
12. Earthquake.....	6,154	6,646	0	2,882	0	(185)	320	0	(3)	1	673	158
13. Group accident and health (b).....	0	0	0	0	0	0	0	0	0	0	0	0
14. Credit A&H (group and individual).....	0	0	0	0	0	0	0	0	0	0	0	0
15.1 Collectively renewable A&H (b).....	0	0	0	0	0	0	0	0	0	0	0	0
15.2 Non-cancelable A&H (b).....	0	0	0	0	0	0	0	0	0	0	0	0
15.3 Guaranteed renewable A&H (b).....	0	0	0	0	0	0	0	0	0	0	0	0
15.4 Non-renewable for stated reasons only (b).....	0	0	0	0	0	0	0	0	0	0	0	0
15.5 Other accident only.....	0	0	0	0	0	0	0	0	0	0	0	0
15.6 Medicare Title XVIII exempt from state taxes or fees.....	0	0	0	0	0	0	0	0	0	0	0	0
15.7 All other A&H (b).....	0	0	0	0	0	0	0	0	0	0	0	0
15.8 Federal employees health benefits plan premium.....	0	0	0	0	0	0	0	0	0	0	0	0
16. Workers' compensation.....	0	0	0	0	0	0	0	0	0	0	0	0
17.1 Other liability-occurrence.....	1,001,907	1,094,490	0	500,727	1,000,000	(109,860)	832,782	40,776	33,586	5,101	90,726	24,947
17.2 Other liability-claims-made.....	0	0	0	0	0	0	0	0	0	0	0	0
17.3 Excess workers' compensation.....	0	0	0	0	0	0	0	0	0	0	0	0
18. Products liability.....	0	0	0	0	0	0	0	0	0	0	0	0
19.1 Private passenger auto no-fault (personal injury protection).....	0	0	0	0	0	0	0	0	0	0	0	0
19.2 Other private passenger auto liability.....	14,368	16,820	0	5,318	18,557	14,673	1,511	0	6	102	15,933	402
19.3 Commercial auto no-fault (personal injury protection).....	0	0	0	0	0	0	0	0	0	0	0	0
19.4 Other commercial auto liability.....	0	0	0	0	0	0	0	0	0	0	0	0
21.1 Private passenger auto physical damage.....	7,631	8,763	0	2,752	(53)	666	93	0	(11)	(1)	10,613	225
21.2 Commercial auto physical damage.....	0	0	0	0	0	0	0	0	0	0	0	0
22. Aircraft (all perils).....	0	0	0	0	0	0	0	0	0	0	0	0
23. Fidelity.....	0	0	0	0	0	0	0	0	0	0	0	0
24. Surety.....	0	0	0	0	0	0	0	0	0	0	0	0
26. Burglary and theft.....	0	0	0	0	0	0	0	0	0	0	0	0
27. Boiler and machinery.....	0	0	0	0	0	0	0	0	0	0	0	0
28. Credit.....	0	0	0	0	0	0	0	0	0	0	0	0
30. Warranty.....	0	0	0	0	0	0	0	0	0	0	0	0
34. Aggregate write-ins for other lines of business.....	0	0	0	0	0	0	0	0	0	0	0	0
35. TOTALS (a).....	19,300,801	21,013,750	0	9,907,266	9,938,529	8,948,559	2,909,130	145,808	151,969	103,985	1,987,197	478,266

DETAILS OF WRITE-INS

3401. MISCELLANEOUS.....	0	0	0	0	0	0	0	0	0	0	0	0
3402.	0	0	0	0	0	0	0	0	0	0	0	0
3403.	0	0	0	0	0	0	0	0	0	0	0	0
3498. Summary of remaining write-ins for Line 34 from overflow page.....	0	0	0	0	0	0	0	0	0	0	0	0
3499. TOTALS (Lines 3401 through 3403 plus 3498) (Line 34 above).....	0	0	0	0	0	0	0	0	0	0	0	0

(a) Finance and service charges not included in Lines 1 to 35 \$.....21,593.

(b) For health business on indicated lines report: Number of persons insured under PPO managed care products.....0 and number of persons insured under indemnity only products.....0.

19.AZ

EXHIBIT OF PREMIUMS AND LOSSES (Statutory Page 14)



NAIC Group Code....241 NAIC Company Code....26298

BUSINESS IN THE STATE OF CALIFORNIA DURING THE YEAR

19.CA

Line of Business	Gross Premiums, Including Policy and Membership Fees, Less Return Premiums and Premiums on Policies not Taken		Dividends Paid or Credited to Policyholders on Direct Business	Direct Unearned Premium Reserves	Direct Losses Paid (deducting salvage)	Direct Losses Incurred	Direct Losses Unpaid	Direct Defense and Cost Containment Expense Paid	Direct Defense and Cost Containment Expense Incurred	Direct Defense and Cost Containment Expense Unpaid	Commissions and Brokerage Expenses	Taxes, Licenses and Fees
	Direct Premiums Written	Direct Premiums Earned										
1. Fire.....	0	0	0	0	0	0	0	0	0	0	0	0
2.1 Allied lines.....	0	0	0	0	0	0	0	0	0	0	0	0
2.2 Multiple peril crop.....	0	0	0	0	0	0	0	0	0	0	0	0
2.3 Federal flood.....	0	0	0	0	0	0	0	0	0	0	0	0
2.4 Private crop.....	0	0	0	0	0	0	0	0	0	0	0	0
2.5 Private flood.....	0	0	0	0	0	0	0	0	0	0	0	0
3. Farmowners multiple peril.....	0	0	0	0	0	0	0	0	0	0	0	0
4. Homeowners multiple peril.....	0	0	0	0	0	0	0	0	0	0	0	0
5.1 Commercial multiple peril (non-liability portion).....	0	0	0	0	0	0	0	0	0	0	0	0
5.2 Commercial multiple peril (liability portion).....	0	0	0	0	0	0	0	0	0	0	0	0
6. Mortgage guaranty.....	0	0	0	0	0	0	0	0	0	0	0	0
8. Ocean marine.....	0	0	0	0	0	0	0	0	0	0	0	0
9. Inland marine.....	0	0	0	0	0	0	0	0	0	0	0	0
10. Financial guaranty.....	0	0	0	0	0	0	0	0	0	0	0	0
11. Medical professional liability.....	0	0	0	0	0	0	0	0	0	0	0	0
12. Earthquake.....	0	0	0	0	0	0	0	0	0	0	0	0
13. Group accident and health (b).....	0	0	0	0	0	0	0	0	0	0	0	0
14. Credit A&H (group and individual).....	0	0	0	0	0	0	0	0	0	0	0	0
15.1 Collectively renewable A&H (b).....	0	0	0	0	0	0	0	0	0	0	0	0
15.2 Non-cancelable A&H (b).....	0	0	0	0	0	0	0	0	0	0	0	0
15.3 Guaranteed renewable A&H (b).....	0	0	0	0	0	0	0	0	0	0	0	0
15.4 Non-renewable for stated reasons only (b).....	0	0	0	0	0	0	0	0	0	0	0	0
15.5 Other accident only.....	0	0	0	0	0	0	0	0	0	0	0	0
15.6 Medicare Title XVIII exempt from state taxes or fees.....	0	0	0	0	0	0	0	0	0	0	0	0
15.7 All other A&H (b).....	0	0	0	0	0	0	0	0	0	0	0	0
15.8 Federal employees health benefits plan premium.....	0	0	0	0	0	0	0	0	0	0	0	0
16. Workers' compensation.....	0	0	0	0	0	0	0	0	0	0	0	0
17.1 Other liability-occurrence.....	0	0	0	0	0	0	0	0	0	0	0	0
17.2 Other liability-claims-made.....	0	0	0	0	0	0	0	0	0	0	0	0
17.3 Excess workers' compensation.....	0	0	0	0	0	0	0	0	0	0	0	0
18. Products liability.....	0	0	0	0	0	0	0	0	0	0	0	0
19.1 Private passenger auto no-fault (personal injury protection).....	0	0	0	0	0	0	0	0	0	0	0	0
19.2 Other private passenger auto liability.....	0	0	0	0	0	0	0	0	0	0	0	0
19.3 Commercial auto no-fault (personal injury protection).....	0	0	0	0	0	0	0	0	0	0	0	0
19.4 Other commercial auto liability.....	0	0	0	0	0	0	0	0	0	0	0	0
21.1 Private passenger auto physical damage.....	0	0	0	0	0	0	0	0	0	0	0	0
21.2 Commercial auto physical damage.....	0	0	0	0	0	0	0	0	0	0	0	0
22. Aircraft (all perils).....	0	0	0	0	0	0	0	0	0	0	0	0
23. Fidelity.....	0	0	0	0	0	0	0	0	0	0	0	0
24. Surety.....	0	0	0	0	0	0	0	0	0	0	0	0
26. Burglary and theft.....	0	0	0	0	0	0	0	0	0	0	0	0
27. Boiler and machinery.....	0	0	0	0	0	0	0	0	0	0	0	0
28. Credit.....	0	0	0	0	0	0	0	0	0	0	0	0
30. Warranty.....	0	0	0	0	0	0	0	0	0	0	0	0
34. Aggregate write-ins for other lines of business.....	0	0	0	0	0	0	0	0	0	0	0	0
35. TOTALS (a).....	0	0	0	0	0	0	0	0	0	0	0	0

DETAILS OF WRITE-INS

3401. MISCELLANEOUS.....	0	0	0	0	0	0	0	0	0	0	0	0
3402.	0	0	0	0	0	0	0	0	0	0	0	0
3403.	0	0	0	0	0	0	0	0	0	0	0	0
3498. Summary of remaining write-ins for Line 34 from overflow page.....	0	0	0	0	0	0	0	0	0	0	0	0
3499. TOTALS (Lines 3401 through 3403 plus 3498) (Line 34 above).....	0	0	0	0	0	0	0	0	0	0	0	0

(a) Finance and service charges not included in Lines 1 to 35 \$.....0.

(b) For health business on indicated lines report: Number of persons insured under PPO managed care products.....0 and number of persons insured under indemnity only products.....0.

EXHIBIT OF PREMIUMS AND LOSSES (Statutory Page 14)



NAIC Group Code....241 NAIC Company Code....26298

BUSINESS IN THE STATE OF COLORADO DURING THE YEAR

Line of Business	Gross Premiums, Including Policy and Membership Fees, Less Return Premiums and Premiums on Policies not Taken		3 Dividends Paid or Credited to Policyholders on Direct Business	4 Direct Unearned Premium Reserves	5 Direct Losses Paid (deducting salvage)	6 Direct Losses Incurred	7 Direct Losses Unpaid	8 Direct Defense and Cost Containment Expense Paid	9 Direct Defense and Cost Containment Expense Incurred	10 Direct Defense and Cost Containment Expense Unpaid	11 Commissions and Brokerage Expenses	12 Taxes, Licenses and Fees
	1 Direct Premiums Written	2 Direct Premiums Earned										
1. Fire.....	0	0	0	0	0	0	0	0	0	0	0	0
2.1 Allied lines.....	0	0	0	0	0	0	0	0	0	0	0	0
2.2 Multiple peril crop.....	0	0	0	0	0	0	0	0	0	0	0	0
2.3 Federal flood.....	76,222	81,620	0	44,721	0	0	0	0	0	0	7,327	1,524
2.4 Private crop.....	0	0	0	0	0	0	0	0	0	0	0	0
2.5 Private flood.....	0	0	0	0	0	0	0	0	0	0	0	0
3. Farmowners multiple peril.....	0	0	0	0	0	0	0	0	0	0	0	0
4. Homeowners multiple peril.....	16,120,753	17,805,609	0	8,006,715	17,002,341	17,260,697	4,699,533	87,652	74,347	164,911	1,955,021	390,179
5.1 Commercial multiple peril (non-liability portion).....	0	0	0	0	0	0	0	0	0	0	0	0
5.2 Commercial multiple peril (liability portion).....	0	0	0	0	0	0	0	0	0	0	0	0
6. Mortgage guaranty.....	0	0	0	0	0	0	0	0	0	0	0	0
8. Ocean marine.....	0	0	0	0	0	0	0	0	0	0	0	0
9. Inland marine.....	272,111	305,747	0	134,881	113,781	117,040	66,011	0	(302)	1,954	34,420	6,911
10. Financial guaranty.....	0	0	0	0	0	0	0	0	0	0	0	0
11. Medical professional liability.....	0	0	0	0	0	0	0	0	0	0	0	0
12. Earthquake.....	7,780	9,112	0	4,506	0	(580)	1,625	0	(12)	17	1,031	190
13. Group accident and health (b).....	0	0	0	0	0	0	0	0	0	0	0	0
14. Credit A&H (group and individual).....	0	0	0	0	0	0	0	0	0	0	0	0
15.1 Collectively renewable A&H (b).....	0	0	0	0	0	0	0	0	0	0	0	0
15.2 Non-cancelable A&H (b).....	0	0	0	0	0	0	0	0	0	0	0	0
15.3 Guaranteed renewable A&H (b).....	0	0	0	0	0	0	0	0	0	0	0	0
15.4 Non-renewable for stated reasons only (b).....	0	0	0	0	0	0	0	0	0	0	0	0
15.5 Other accident only.....	0	0	0	0	0	0	0	0	0	0	0	0
15.6 Medicare Title XVIII exempt from state taxes or fees.....	0	0	0	0	0	0	0	0	0	0	0	0
15.7 All other A&H (b).....	0	0	0	0	0	0	0	0	0	0	0	0
15.8 Federal employees health benefits plan premium.....	0	0	0	0	0	0	0	0	0	0	0	0
16. Workers' compensation.....	0	0	0	0	0	0	0	0	0	0	0	0
17.1 Other liability-occurrence.....	1,004,004	1,094,702	0	503,201	1,197,000	485,247	740,030	1,404	(3,276)	4,523	95,136	25,035
17.2 Other liability-claims-made.....	0	0	0	0	0	0	0	0	0	0	0	0
17.3 Excess workers' compensation.....	0	0	0	0	0	0	0	0	0	0	0	0
18. Products liability.....	0	0	0	0	0	0	0	0	0	0	0	0
19.1 Private passenger auto no-fault (personal injury protection).....	0	0	0	0	0	0	0	0	0	0	0	0
19.2 Other private passenger auto liability.....	8,244,550	8,743,328	0	3,925,235	8,546,210	6,573,751	9,784,324	296,108	93,684	820,935	995,554	206,063
19.3 Commercial auto no-fault (personal injury protection).....	0	0	0	0	0	0	0	0	0	0	0	0
19.4 Other commercial auto liability.....	0	0	0	0	0	0	0	0	0	0	0	0
21.1 Private passenger auto physical damage.....	7,082,839	7,442,945	0	3,348,742	5,622,807	5,573,702	(4,859)	9,354	11,323	3,277	872,181	177,506
21.2 Commercial auto physical damage.....	0	0	0	0	0	0	0	0	0	0	0	0
22. Aircraft (all perils).....	0	0	0	0	0	0	0	0	0	0	0	0
23. Fidelity.....	0	0	0	0	0	0	0	0	0	0	0	0
24. Surety.....	0	0	0	0	0	0	0	0	0	0	0	0
26. Burglary and theft.....	0	0	0	0	0	0	0	0	0	0	0	0
27. Boiler and machinery.....	0	0	0	0	0	0	0	0	0	0	0	0
28. Credit.....	0	0	0	0	0	0	0	0	0	0	0	0
30. Warranty.....	0	0	0	0	0	0	0	0	0	0	0	0
34. Aggregate write-ins for other lines of business.....	0	0	0	0	0	0	0	0	0	0	0	0
35. TOTALS (a).....	32,808,259	35,483,063	0	15,968,001	32,482,139	30,009,857	15,286,664	394,518	175,764	995,617	3,960,670	807,408

DETAILS OF WRITE-INS

3401. MISCELLANEOUS.....	0	0	0	0	0	0	0	0	0	0	0	0
3402.	0	0	0	0	0	0	0	0	0	0	0	0
3403.	0	0	0	0	0	0	0	0	0	0	0	0
3498. Summary of remaining write-ins for Line 34 from overflow page.....	0	0	0	0	0	0	0	0	0	0	0	0
3499. TOTALS (Lines 3401 through 3403 plus 3498) (Line 34 above).....	0	0	0	0	0	0	0	0	0	0	0	0

(a) Finance and service charges not included in Lines 1 to 35 \$.....72,406.

(b) For health business on indicated lines report: Number of persons insured under PPO managed care products.....0 and number of persons insured under indemnity only products.....0.

19.CO

EXHIBIT OF PREMIUMS AND LOSSES (Statutory Page 14)



NAIC Group Code....241 NAIC Company Code....26298

BUSINESS IN THE STATE OF CONNECTICUT DURING THE YEAR

19.CT

Line of Business	Gross Premiums, Including Policy and Membership Fees, Less Return Premiums and Premiums on Policies not Taken		Dividends Paid or Credited to Policyholders on Direct Business	Direct Unearned Premium Reserves	Direct Losses Paid (deducting salvage)	Direct Losses Incurred	Direct Losses Unpaid	Direct Defense and Cost Containment Expense Paid	Direct Defense and Cost Containment Expense Incurred	Direct Defense and Cost Containment Expense Unpaid	Commissions and Brokerage Expenses	Taxes, Licenses and Fees
	1 Direct Premiums Written	2 Direct Premiums Earned										
1. Fire.....	0	0	0	0	0	0	0	0	0	0	0	0
2.1 Allied lines.....	0	0	0	0	0	0	0	0	0	0	0	0
2.2 Multiple peril crop.....	0	0	0	0	0	0	0	0	0	0	0	0
2.3 Federal flood.....	546,433	522,897	0	328,833	57,102	27,102	30,000	1,000	1,000	0	72,424	10,929
2.4 Private crop.....	0	0	0	0	0	0	0	0	0	0	0	0
2.5 Private flood.....	0	0	0	0	0	0	0	0	0	0	0	0
3. Farmowners multiple peril.....	0	0	0	0	0	0	0	0	0	0	0	0
4. Homeowners multiple peril.....	25,860,783	25,820,987	0	13,592,158	7,544,797	7,058,731	2,860,963	56,477	24,814	122,190	2,591,264	601,653
5.1 Commercial multiple peril (non-liability portion).....	0	0	0	0	0	0	0	0	0	0	0	0
5.2 Commercial multiple peril (liability portion).....	0	0	0	0	0	0	0	0	0	0	0	0
6. Mortgage guaranty.....	0	0	0	0	0	0	0	0	0	0	0	0
8. Ocean marine.....	0	0	0	0	0	0	0	0	0	0	0	0
9. Inland marine.....	631,015	611,843	0	322,070	106,404	103,533	26,253	0	(149)	746	67,337	15,605
10. Financial guaranty.....	0	0	0	0	0	0	0	0	0	0	0	0
11. Medical professional liability.....	0	0	0	0	0	0	0	0	0	0	0	0
12. Earthquake.....	16,841	16,136	0	9,293	0	(85)	645	0	0	5	1,710	394
13. Group accident and health (b).....	0	0	0	0	0	0	0	0	0	0	0	0
14. Credit A&H (group and individual).....	0	0	0	0	0	0	0	0	0	0	0	0
15.1 Collectively renewable A&H (b).....	0	0	0	0	0	0	0	0	0	0	0	0
15.2 Non-cancelable A&H (b).....	0	0	0	0	0	0	0	0	0	0	0	0
15.3 Guaranteed renewable A&H (b).....	0	0	0	0	0	0	0	0	0	0	0	0
15.4 Non-renewable for stated reasons only (b).....	0	0	0	0	0	0	0	0	0	0	0	0
15.5 Other accident only.....	0	0	0	0	0	0	0	0	0	0	0	0
15.6 Medicare Title XVIII exempt from state taxes or fees.....	0	0	0	0	0	0	0	0	0	0	0	0
15.7 All other A&H (b).....	0	0	0	0	0	0	0	0	0	0	0	0
15.8 Federal employees health benefits plan premium.....	0	0	0	0	0	0	0	0	0	0	0	0
16. Workers' compensation.....	0	0	0	0	0	0	0	0	0	0	0	0
17.1 Other liability-occurrence.....	3,178,751	3,096,069	0	1,617,490	1,530,018	570,949	3,498,544	6,764	(26)	21,485	326,718	71,825
17.2 Other liability-claims-made.....	0	0	0	0	0	0	0	0	0	0	0	0
17.3 Excess workers' compensation.....	0	0	0	0	0	0	0	0	0	0	0	0
18. Products liability.....	0	0	0	0	0	0	0	0	0	0	0	0
19.1 Private passenger auto no-fault (personal injury protection).....	0	0	0	0	0	0	0	0	0	0	0	0
19.2 Other private passenger auto liability.....	24,236,621	25,464,858	0	10,694,225	17,032,545	15,169,828	25,672,234	320,205	43,057	2,163,048	2,587,143	584,481
19.3 Commercial auto no-fault (personal injury protection).....	0	0	0	0	0	0	0	0	0	0	0	0
19.4 Other commercial auto liability.....	0	0	0	0	0	0	0	0	0	0	0	0
21.1 Private passenger auto physical damage.....	14,940,229	15,667,717	0	6,531,504	8,090,350	7,895,520	(279,225)	61,266	64,739	9,451	1,598,800	360,571
21.2 Commercial auto physical damage.....	0	0	0	0	0	0	0	0	0	0	0	0
22. Aircraft (all perils).....	0	0	0	0	0	0	0	0	0	0	0	0
23. Fidelity.....	0	0	0	0	0	0	0	0	0	0	0	0
24. Surety.....	0	0	0	0	0	0	0	0	0	0	0	0
26. Burglary and theft.....	0	0	0	0	0	0	0	0	0	0	0	0
27. Boiler and machinery.....	0	0	0	0	0	0	0	0	0	0	0	0
28. Credit.....	0	0	0	0	0	0	0	0	0	0	0	0
30. Warranty.....	0	0	0	0	0	0	0	0	0	0	0	0
34. Aggregate write-ins for other lines of business.....	0	0	0	0	0	0	0	0	0	0	0	0
35. TOTALS (a).....	69,410,673	71,200,507	0	33,095,573	34,361,216	30,825,578	31,809,414	445,712	133,435	2,316,925	7,245,396	1,645,458

DETAILS OF WRITE-INS

3401. MISCELLANEOUS.....	0	0	0	0	0	0	0	0	0	0	0	0
3402.	0	0	0	0	0	0	0	0	0	0	0	0
3403.	0	0	0	0	0	0	0	0	0	0	0	0
3498. Summary of remaining write-ins for Line 34 from overflow page.....	0	0	0	0	0	0	0	0	0	0	0	0
3499. TOTALS (Lines 3401 through 3403 plus 3498) (Line 34 above).....	0	0	0	0	0	0	0	0	0	0	0	0

(a) Finance and service charges not included in Lines 1 to 35 \$.....405,590.

(b) For health business on indicated lines report: Number of persons insured under PPO managed care products.....0 and number of persons insured under indemnity only products.....0.

EXHIBIT OF PREMIUMS AND LOSSES (Statutory Page 14)



NAIC Group Code....241 NAIC Company Code....26298

BUSINESS IN THE STATE OF DISTRICT OF COLUMBIA DURING THE YEAR

Line of Business	Gross Premiums, Including Policy and Membership Fees, Less Return Premiums and Premiums on Policies not Taken		3 Dividends Paid or Credited to Policyholders on Direct Business	4 Direct Unearned Premium Reserves	5 Direct Losses Paid (deducting salvage)	6 Direct Losses Incurred	7 Direct Losses Unpaid	8 Direct Defense and Cost Containment Expense Paid	9 Direct Defense and Cost Containment Expense Incurred	10 Direct Defense and Cost Containment Expense Unpaid	11 Commissions and Brokerage Expenses	12 Taxes, Licenses and Fees
	1 Direct Premiums Written	2 Direct Premiums Earned										
1. Fire.....	0	0	0	0	0	0	0	0	0	0	0	0
2.1 Allied lines.....	0	0	0	0	0	0	0	0	0	0	0	0
2.2 Multiple peril crop.....	0	0	0	0	0	0	0	0	0	0	0	0
2.3 Federal flood.....	0	0	0	0	0	0	0	0	0	0	0	0
2.4 Private crop.....	0	0	0	0	0	0	0	0	0	0	0	0
2.5 Private flood.....	0	0	0	0	0	0	0	0	0	0	0	0
3. Farmowners multiple peril.....	0	0	0	0	0	0	0	0	0	0	0	0
4. Homeowners multiple peril.....	0	0	0	0	0	0	0	0	0	0	0	0
5.1 Commercial multiple peril (non-liability portion).....	0	0	0	0	0	0	0	0	0	0	0	0
5.2 Commercial multiple peril (liability portion).....	0	0	0	0	0	0	0	0	0	0	0	0
6. Mortgage guaranty.....	0	0	0	0	0	0	0	0	0	0	0	0
8. Ocean marine.....	0	0	0	0	0	0	0	0	0	0	0	0
9. Inland marine.....	0	0	0	0	0	0	0	0	0	0	0	0
10. Financial guaranty.....	0	0	0	0	0	0	0	0	0	0	0	0
11. Medical professional liability.....	0	0	0	0	0	0	0	0	0	0	0	0
12. Earthquake.....	0	0	0	0	0	0	0	0	0	0	0	0
13. Group accident and health (b).....	0	0	0	0	0	0	0	0	0	0	0	0
14. Credit A&H (group and individual).....	0	0	0	0	0	0	0	0	0	0	0	0
15.1 Collectively renewable A&H (b).....	0	0	0	0	0	0	0	0	0	0	0	0
15.2 Non-cancelable A&H (b).....	0	0	0	0	0	0	0	0	0	0	0	0
15.3 Guaranteed renewable A&H (b).....	0	0	0	0	0	0	0	0	0	0	0	0
15.4 Non-renewable for stated reasons only (b).....	0	0	0	0	0	0	0	0	0	0	0	0
15.5 Other accident only.....	0	0	0	0	0	0	0	0	0	0	0	0
15.6 Medicare Title XVIII exempt from state taxes or fees.....	0	0	0	0	0	0	0	0	0	0	0	0
15.7 All other A&H (b).....	0	0	0	0	0	0	0	0	0	0	0	0
15.8 Federal employees health benefits plan premium.....	0	0	0	0	0	0	0	0	0	0	0	0
16. Workers' compensation.....	0	0	0	0	0	0	0	0	0	0	0	0
17.1 Other liability-occurrence.....	0	0	0	0	0	0	0	0	0	0	0	0
17.2 Other liability-claims-made.....	0	0	0	0	0	0	0	0	0	0	0	0
17.3 Excess workers' compensation.....	0	0	0	0	0	0	0	0	0	0	0	0
18. Products liability.....	0	0	0	0	0	0	0	0	0	0	0	0
19.1 Private passenger auto no-fault (personal injury protection).....	0	0	0	0	0	0	0	0	0	0	0	0
19.2 Other private passenger auto liability.....	0	0	0	0	0	0	0	0	0	0	0	0
19.3 Commercial auto no-fault (personal injury protection).....	0	0	0	0	0	0	0	0	0	0	0	0
19.4 Other commercial auto liability.....	0	0	0	0	0	0	0	0	0	0	0	0
21.1 Private passenger auto physical damage.....	0	0	0	0	0	0	0	0	0	0	0	0
21.2 Commercial auto physical damage.....	0	0	0	0	0	0	0	0	0	0	0	0
22. Aircraft (all perils).....	0	0	0	0	0	0	0	0	0	0	0	0
23. Fidelity.....	0	0	0	0	0	0	0	0	0	0	0	0
24. Surety.....	0	0	0	0	0	0	0	0	0	0	0	0
26. Burglary and theft.....	0	0	0	0	0	0	0	0	0	0	0	0
27. Boiler and machinery.....	0	0	0	0	0	0	0	0	0	0	0	0
28. Credit.....	0	0	0	0	0	0	0	0	0	0	0	0
30. Warranty.....	0	0	0	0	0	0	0	0	0	0	0	0
34. Aggregate write-ins for other lines of business.....	0	0	0	0	0	0	0	0	0	0	0	1,280
35. TOTALS (a).....	0	0	0	0	0	0	0	0	0	0	0	1,280

DETAILS OF WRITE-INS

3401. MISCELLANEOUS.....	0	0	0	0	0	0	0	0	0	0	0	1,280
3402.	0	0	0	0	0	0	0	0	0	0	0	0
3403.	0	0	0	0	0	0	0	0	0	0	0	0
3498. Summary of remaining write-ins for Line 34 from overflow page.....	0	0	0	0	0	0	0	0	0	0	0	0
3499. TOTALS (Lines 3401 through 3403 plus 3498) (Line 34 above).....	0	0	0	0	0	0	0	0	0	0	0	1,280

(a) Finance and service charges not included in Lines 1 to 35 \$.....0.

(b) For health business on indicated lines report: Number of persons insured under PPO managed care products.....0 and number of persons insured under indemnity only products.....0.

19.DC

EXHIBIT OF PREMIUMS AND LOSSES (Statutory Page 14)



NAIC Group Code....241 NAIC Company Code....26298

BUSINESS IN THE STATE OF DELAWARE DURING THE YEAR

Line of Business	Gross Premiums, Including Policy and Membership Fees, Less Return Premiums and Premiums on Policies not Taken		Dividends Paid or Credited to Policyholders on Direct Business	Direct Unearned Premium Reserves	Direct Losses Paid (deducting salvage)	Direct Losses Incurred	Direct Losses Unpaid	Direct Defense and Cost Containment Expense Paid	Direct Defense and Cost Containment Expense Incurred	Direct Defense and Cost Containment Expense Unpaid	Commissions and Brokerage Expenses	Taxes, Licenses and Fees
	1 Direct Premiums Written	2 Direct Premiums Earned										
1. Fire.....	0	0	0	0	0	0	0	0	0	0	0	0
2.1 Allied lines.....	0	0	0	0	0	0	0	0	0	0	0	0
2.2 Multiple peril crop.....	0	0	0	0	0	0	0	0	0	0	0	0
2.3 Federal flood.....	23,768	28,055	0	10,892	0	0	0	0	0	0	1,637	475
2.4 Private crop.....	0	0	0	0	0	0	0	0	0	0	0	0
2.5 Private flood.....	0	0	0	0	0	0	0	0	0	0	0	0
3. Farmowners multiple peril.....	0	0	0	0	0	0	0	0	0	0	0	0
4. Homeowners multiple peril.....	515,099	512,950	0	276,353	162,168	148,338	23,836	0	(647)	813	21,838	12,499
5.1 Commercial multiple peril (non-liability portion).....	0	0	0	0	0	0	0	0	0	0	0	0
5.2 Commercial multiple peril (liability portion).....	0	0	0	0	0	0	0	0	0	0	0	0
6. Mortgage guaranty.....	0	0	0	0	0	0	0	0	0	0	0	0
8. Ocean marine.....	0	0	0	0	0	0	0	0	0	0	0	0
9. Inland marine.....	17,878	19,178	0	9,080	6,185	5,973	852	0	(6)	13	286	479
10. Financial guaranty.....	0	0	0	0	0	0	0	0	0	0	0	0
11. Medical professional liability.....	0	0	0	0	0	0	0	0	0	0	0	0
12. Earthquake.....	494	492	0	271	0	(8)	19	0	0	0	3	11
13. Group accident and health (b).....	0	0	0	0	0	0	0	0	0	0	0	0
14. Credit A&H (group and individual).....	0	0	0	0	0	0	0	0	0	0	0	0
15.1 Collectively renewable A&H (b).....	0	0	0	0	0	0	0	0	0	0	0	0
15.2 Non-cancelable A&H (b).....	0	0	0	0	0	0	0	0	0	0	0	0
15.3 Guaranteed renewable A&H (b).....	0	0	0	0	0	0	0	0	0	0	0	0
15.4 Non-renewable for stated reasons only (b).....	0	0	0	0	0	0	0	0	0	0	0	0
15.5 Other accident only.....	0	0	0	0	0	0	0	0	0	0	0	0
15.6 Medicare Title XVIII exempt from state taxes or fees.....	0	0	0	0	0	0	0	0	0	0	0	0
15.7 All other A&H (b).....	0	0	0	0	0	0	0	0	0	0	0	0
15.8 Federal employees health benefits plan premium.....	0	0	0	0	0	0	0	0	0	0	0	0
16. Workers' compensation.....	0	0	0	0	0	0	0	0	0	0	0	0
17.1 Other liability-occurrence.....	36,704	36,385	0	19,021	0	2,230	22,153	0	8	128	1,523	611
17.2 Other liability-claims-made.....	0	0	0	0	0	0	0	0	0	0	0	0
17.3 Excess workers' compensation.....	0	0	0	0	0	0	0	0	0	0	0	0
18. Products liability.....	0	0	0	0	0	0	0	0	0	0	0	0
19.1 Private passenger auto no-fault (personal injury protection).....	137,263	135,544	0	34,185	205,113	186,623	29,865	0	(5,051)	7,927	4,977	3,059
19.2 Other private passenger auto liability.....	477,842	475,683	0	122,275	233,618	372,834	501,285	23,951	33,209	41,117	18,497	10,653
19.3 Commercial auto no-fault (personal injury protection).....	0	0	0	0	0	0	0	0	0	0	0	0
19.4 Other commercial auto liability.....	0	0	0	0	0	0	0	0	0	0	0	0
21.1 Private passenger auto physical damage.....	447,464	438,130	0	113,380	259,552	237,401	(23,815)	414	847	508	17,238	9,970
21.2 Commercial auto physical damage.....	0	0	0	0	0	0	0	0	0	0	0	0
22. Aircraft (all perils).....	0	0	0	0	0	0	0	0	0	0	0	0
23. Fidelity.....	0	0	0	0	0	0	0	0	0	0	0	0
24. Surety.....	0	0	0	0	0	0	0	0	0	0	0	0
26. Burglary and theft.....	0	0	0	0	0	0	0	0	0	0	0	0
27. Boiler and machinery.....	0	0	0	0	0	0	0	0	0	0	0	0
28. Credit.....	0	0	0	0	0	0	0	0	0	0	0	0
30. Warranty.....	0	0	0	0	0	0	0	0	0	0	0	0
34. Aggregate write-ins for other lines of business.....	0	0	0	0	0	0	0	0	0	0	0	0
35. TOTALS (a).....	1,656,512	1,646,417	0	585,457	866,636	953,391	554,195	24,365	28,360	50,506	65,999	37,757

DETAILS OF WRITE-INS

3401. MISCELLANEOUS.....	0	0	0	0	0	0	0	0	0	0	0	0
3402.	0	0	0	0	0	0	0	0	0	0	0	0
3403.	0	0	0	0	0	0	0	0	0	0	0	0
3498. Summary of remaining write-ins for Line 34 from overflow page.....	0	0	0	0	0	0	0	0	0	0	0	0
3499. TOTALS (Lines 3401 through 3403 plus 3498) (Line 34 above).....	0	0	0	0	0	0	0	0	0	0	0	0

(a) Finance and service charges not included in Lines 1 to 35 \$.....9,410.

(b) For health business on indicated lines report: Number of persons insured under PPO managed care products.....0 and number of persons insured under indemnity only products.....0.

19.DE

EXHIBIT OF PREMIUMS AND LOSSES (Statutory Page 14)



NAIC Group Code....241 NAIC Company Code....26298

BUSINESS IN THE STATE OF FLORIDA DURING THE YEAR

19.FL

Line of Business	Gross Premiums, Including Policy and Membership Fees, Less Return Premiums and Premiums on Policies not Taken		3 Dividends Paid or Credited to Policyholders on Direct Business	4 Direct Unearned Premium Reserves	5 Direct Losses Paid (deducting salvage)	6 Direct Losses Incurred	7 Direct Losses Unpaid	8 Direct Defense and Cost Containment Expense Paid	9 Direct Defense and Cost Containment Expense Incurred	10 Direct Defense and Cost Containment Expense Unpaid	11 Commissions and Brokerage Expenses	12 Taxes, Licenses and Fees
	1 Direct Premiums Written	2 Direct Premiums Earned										
1. Fire.....	0	0	0	0	0	(32)	0	0	0	0	0	0
2.1 Allied lines.....	0	0	0	0	0	(44)	0	0	0	0	0	0
2.2 Multiple peril crop.....	0	0	0	0	0	0	0	0	0	0	0	0
2.3 Federal flood.....	937,275	901,919	0	551,082	7,946	55,446	47,500	1,660	1,660	0	156,294	19,683
2.4 Private crop.....	0	0	0	0	0	0	0	0	0	0	0	0
2.5 Private flood.....	0	0	0	0	0	0	0	0	0	0	0	0
3. Farmowners multiple peril.....	0	0	0	0	0	0	0	0	0	0	0	0
4. Homeowners multiple peril.....	0	0	0	0	49,912	(76,556)	9,442	14,144	7,235	186	152	829
5.1 Commercial multiple peril (non-liability portion).....	0	0	0	0	0	0	0	0	0	0	0	0
5.2 Commercial multiple peril (liability portion).....	0	0	0	0	0	0	0	0	0	0	0	0
6. Mortgage guaranty.....	0	0	0	0	0	0	0	0	0	0	0	0
8. Ocean marine.....	0	0	0	0	0	0	0	0	0	0	0	0
9. Inland marine.....	221,981	222,830	0	113,627	41,269	50,436	18,149	0	230	463	9,992	8,113
10. Financial guaranty.....	0	0	0	0	0	0	0	0	0	0	0	0
11. Medical professional liability.....	0	0	0	0	0	0	0	0	0	0	0	0
12. Earthquake.....	0	0	0	0	0	0	0	0	0	0	0	0
13. Group accident and health (b).....	0	0	0	0	0	0	0	0	0	0	0	0
14. Credit A&H (group and individual).....	0	0	0	0	0	0	0	0	0	0	0	0
15.1 Collectively renewable A&H (b).....	0	0	0	0	0	0	0	0	0	0	0	0
15.2 Non-cancelable A&H (b).....	0	0	0	0	0	0	0	0	0	0	0	0
15.3 Guaranteed renewable A&H (b).....	0	0	0	0	0	0	0	0	0	0	0	0
15.4 Non-renewable for stated reasons only (b).....	0	0	0	0	0	0	0	0	0	0	0	0
15.5 Other accident only.....	0	0	0	0	0	0	0	0	0	0	0	0
15.6 Medicare Title XVIII exempt from state taxes or fees.....	0	0	0	0	0	0	0	0	0	0	0	0
15.7 All other A&H (b).....	0	0	0	0	0	0	0	0	0	0	0	0
15.8 Federal employees health benefits plan premium.....	0	0	0	0	0	0	0	0	0	0	0	0
16. Workers' compensation.....	0	0	0	0	0	0	0	0	0	0	0	0
17.1 Other liability-occurrence.....	1,876,521	1,938,472	0	937,336	1,535,000	671,834	1,901,442	6,951	1,087	11,672	126,245	51,502
17.2 Other liability-claims-made.....	0	0	0	0	0	0	0	0	0	0	0	0
17.3 Excess workers' compensation.....	0	0	0	0	0	0	0	0	0	0	0	0
18. Products liability.....	0	0	0	0	0	0	0	0	0	0	0	0
19.1 Private passenger auto no-fault (personal injury protection).....	111,323	113,111	0	29,612	81,988	67,300	66,448	1,875	(1,468)	10,496	10,448	2,768
19.2 Other private passenger auto liability.....	625,604	654,905	0	159,749	501,440	502,600	715,981	25,815	24,125	60,641	38,062	16,313
19.3 Commercial auto no-fault (personal injury protection).....	0	0	0	0	0	0	0	0	0	0	0	0
19.4 Other commercial auto liability.....	0	0	0	0	0	0	0	0	0	0	0	0
21.1 Private passenger auto physical damage.....	280,830	287,190	0	72,544	167,133	128,263	(17,735)	3,013	3,796	512	19,932	7,319
21.2 Commercial auto physical damage.....	0	0	0	0	0	0	0	0	0	0	0	0
22. Aircraft (all perils).....	0	0	0	0	0	0	0	0	0	0	0	0
23. Fidelity.....	0	0	0	0	0	0	0	0	0	0	0	0
24. Surety.....	0	0	0	0	0	0	0	0	0	0	0	0
26. Burglary and theft.....	0	0	0	0	0	0	0	0	0	0	0	0
27. Boiler and machinery.....	0	0	0	0	0	0	0	0	0	0	0	0
28. Credit.....	0	0	0	0	0	0	0	0	0	0	0	0
30. Warranty.....	0	0	0	0	0	0	0	0	0	0	0	0
34. Aggregate write-ins for other lines of business.....	0	0	0	0	0	0	0	0	0	0	0	0
35. TOTALS (a).....	4,053,534	4,118,427	0	1,863,950	2,384,688	1,399,247	2,741,227	53,458	36,665	83,970	361,125	106,527

DETAILS OF WRITE-INS

3401. MISCELLANEOUS.....	0	0	0	0	0	0	0	0	0	0	0	0
3402.	0	0	0	0	0	0	0	0	0	0	0	0
3403.	0	0	0	0	0	0	0	0	0	0	0	0
3498. Summary of remaining write-ins for Line 34 from overflow page.....	0	0	0	0	0	0	0	0	0	0	0	0
3499. TOTALS (Lines 3401 through 3403 plus 3498) (Line 34 above).....	0	0	0	0	0	0	0	0	0	0	0	0

(a) Finance and service charges not included in Lines 1 to 35 \$.....1,423.

(b) For health business on indicated lines report: Number of persons insured under PPO managed care products.....0 and number of persons insured under indemnity only products.....0.

EXHIBIT OF PREMIUMS AND LOSSES (Statutory Page 14)



NAIC Group Code....241 NAIC Company Code....26298

BUSINESS IN THE STATE OF GEORGIA DURING THE YEAR

19.GA

Line of Business	Gross Premiums, Including Policy and Membership Fees, Less Return Premiums and Premiums on Policies not Taken		3 Dividends Paid or Credited to Policyholders on Direct Business	4 Direct Unearned Premium Reserves	5 Direct Losses Paid (deducting salvage)	6 Direct Losses Incurred	7 Direct Losses Unpaid	8 Direct Defense and Cost Containment Expense Paid	9 Direct Defense and Cost Containment Expense Incurred	10 Direct Defense and Cost Containment Expense Unpaid	11 Commissions and Brokerage Expenses	12 Taxes, Licenses and Fees
	1 Direct Premiums Written	2 Direct Premiums Earned										
1. Fire.....	169,956	192,793	0	97,570	93,694	7,484	11,302	18,437	19,236	3,949	62,430	3,739
2.1 Allied lines.....	0	0	0	0	0	0	0	0	0	0	0	0
2.2 Multiple peril crop.....	0	0	0	0	0	0	0	0	0	0	0	0
2.3 Federal flood.....	120,781	125,330	0	72,272	17,971	25,971	8,000	1,200	1,200	0	9,581	3,261
2.4 Private crop.....	0	0	0	0	0	0	0	0	0	0	0	0
2.5 Private flood.....	0	0	0	0	0	0	0	0	0	0	0	0
3. Farmowners multiple peril.....	0	0	0	0	0	0	0	0	0	0	0	0
4. Homeowners multiple peril.....	12,440,373	12,688,437	0	6,411,842	9,641,420	9,620,510	2,231,191	36,543	16,219	74,055	842,985	730,036
5.1 Commercial multiple peril (non-liability portion).....	61,451	28,394	0	34,888	0	16,121	16,180	0	672	674	11,791	3,695
5.2 Commercial multiple peril (liability portion).....	52,599	28,316	0	25,403	0	15,295	15,339	0	3,824	3,835	10,214	3,116
6. Mortgage guaranty.....	0	0	0	0	0	0	0	0	0	0	0	0
8. Ocean marine.....	0	0	0	0	0	0	0	0	0	0	0	0
9. Inland marine.....	256,963	258,738	0	127,841	78,420	13,535	22,479	8,587	2,774	683	19,944	28,021
10. Financial guaranty.....	0	0	0	0	0	0	0	0	0	0	0	0
11. Medical professional liability.....	0	0	0	0	0	0	0	0	0	0	0	0
12. Earthquake.....	12,005	11,811	0	6,175	0	215	1,082	0	6	11	1,000	709
13. Group accident and health (b).....	0	0	0	0	0	0	0	0	0	0	0	0
14. Credit A&H (group and individual).....	0	0	0	0	0	0	0	0	0	0	0	0
15.1 Collectively renewable A&H (b).....	0	0	0	0	0	0	0	0	0	0	0	0
15.2 Non-cancelable A&H (b).....	0	0	0	0	0	0	0	0	0	0	0	0
15.3 Guaranteed renewable A&H (b).....	0	0	0	0	0	0	0	0	0	0	0	0
15.4 Non-renewable for stated reasons only (b).....	0	0	0	0	0	0	0	0	0	0	0	0
15.5 Other accident only.....	0	0	0	0	0	0	0	0	0	0	0	0
15.6 Medicare Title XVIII exempt from state taxes or fees.....	0	0	0	0	0	0	0	0	0	0	0	0
15.7 All other A&H (b).....	1,715,407	1,710,353	0	143,133	846,680	811,183	327,844	0	0	0	0	38,597
15.8 Federal employees health benefits plan premium.....	0	0	0	0	0	0	0	0	0	0	0	0
16. Workers' compensation.....	0	0	0	0	0	0	0	0	0	0	0	0
17.1 Other liability-occurrence.....	462,822	469,426	0	224,378	2,182,500	1,233,037	882,804	0	(6,207)	5,396	31,903	56,291
17.2 Other liability-claims-made.....	0	0	0	0	0	0	0	0	0	0	0	0
17.3 Excess workers' compensation.....	0	0	0	0	0	0	0	0	0	0	0	0
18. Products liability.....	0	0	0	0	0	0	0	0	0	0	0	0
19.1 Private passenger auto no-fault (personal injury protection).....	0	0	0	0	0	0	0	0	0	0	0	0
19.2 Other private passenger auto liability.....	2,107,679	2,163,046	0	495,908	2,133,879	2,043,886	1,382,805	80,767	68,281	112,071	75,456	108,348
19.3 Commercial auto no-fault (personal injury protection).....	0	0	0	0	0	0	0	0	0	0	0	0
19.4 Other commercial auto liability.....	56,381	12,277	0	44,104	7,000	16,209	9,209	0	489	489	10,497	1,152
21.1 Private passenger auto physical damage.....	1,691,073	1,754,522	0	373,508	713,627	685,169	(14,034)	1,748	2,237	854	55,228	86,706
21.2 Commercial auto physical damage.....	16,852	3,424	0	13,428	0	2,728	2,728	0	11	11	3,143	355
22. Aircraft (all perils).....	0	0	0	0	0	0	0	0	0	0	0	0
23. Fidelity.....	0	0	0	0	0	0	0	0	0	0	0	0
24. Surety.....	0	0	0	0	0	0	0	0	0	0	0	0
26. Burglary and theft.....	0	0	0	0	0	0	0	0	0	0	0	0
27. Boiler and machinery.....	0	0	0	0	0	0	0	0	0	0	0	0
28. Credit.....	0	0	0	0	0	0	0	0	0	0	0	0
30. Warranty.....	0	0	0	0	0	0	0	0	0	0	0	0
34. Aggregate write-ins for other lines of business.....	0	0	0	0	0	0	0	0	0	0	0	0
35. TOTALS (a).....	19,164,342	19,446,867	0	8,070,450	15,715,191	14,491,343	4,896,929	147,282	108,742	202,028	1,134,172	1,064,026

DETAILS OF WRITE-INS

3401. MISCELLANEOUS.....	0	0	0	0	0	0	0	0	0	0	0	0
3402.	0	0	0	0	0	0	0	0	0	0	0	0
3403.	0	0	0	0	0	0	0	0	0	0	0	0
3498. Summary of remaining write-ins for Line 34 from overflow page.....	0	0	0	0	0	0	0	0	0	0	0	0
3499. TOTALS (Lines 3401 through 3403 plus 3498) (Line 34 above).....	0	0	0	0	0	0	0	0	0	0	0	0

(a) Finance and service charges not included in Lines 1 to 35 \$.....47,444.

(b) For health business on indicated lines report: Number of persons insured under PPO managed care products.....0 and number of persons insured under indemnity only products.....0.

EXHIBIT OF PREMIUMS AND LOSSES (Statutory Page 14)



NAIC Group Code....241 NAIC Company Code....26298

BUSINESS IN GRAND TOTAL DURING THE YEAR

19.GT

Line of Business	Gross Premiums, Including Policy and Membership Fees, Less Return Premiums and Premiums on Policies not Taken		Dividends Paid or Credited to Policyholders on Direct Business	Direct Unearned Premium Reserves	Direct Losses Paid (deducting salvage)	Direct Losses Incurred	Direct Losses Unpaid	Direct Defense and Cost Containment Expense Paid	Direct Defense and Cost Containment Expense Incurred	Direct Defense and Cost Containment Expense Unpaid	Commissions and Brokerage Expenses	Taxes, Licenses and Fees
	1 Direct Premiums Written	2 Direct Premiums Earned										
1. Fire.....	6,013,460	5,929,989	0	3,050,811	2,719,933	1,904,081	1,603,778	473,786	433,963	225,128	1,405,723	132,297
2.1 Allied lines.....	88,498	84,743	0	44,414	46,359	12,976	85,801	14,982	11,190	7,053	14,489	1,770
2.2 Multiple peril crop.....	0	0	0	0	0	0	0	0	0	0	0	0
2.3 Federal flood.....	11,712,909	11,494,431	0	6,766,191	7,598,412	10,442,359	3,737,106	330,822	330,822	0	1,833,086	291,945
2.4 Private crop.....	0	0	0	0	0	0	0	0	0	0	0	0
2.5 Private flood.....	0	0	0	0	0	0	0	0	0	0	0	0
3. Farmowners multiple peril.....	0	0	0	0	0	0	0	0	0	0	0	0
4. Homeowners multiple peril.....	663,134,277	671,559,188	0	347,175,325	363,381,025	368,059,201	114,625,099	4,928,795	4,746,982	4,478,546	59,103,175	19,390,668
5.1 Commercial multiple peril (non-liability portion).....	2,941,438	1,796,228	0	1,679,817	54,694	1,052,972	1,123,108	5,717	42,197	41,621	568,545	72,109
5.2 Commercial multiple peril (liability portion).....	2,470,248	1,341,506	0	1,365,167	494,859	989,266	539,623	0	92,207	103,061	467,845	59,143
6. Mortgage guaranty.....	0	0	0	0	0	0	0	0	0	0	0	0
8. Ocean marine.....	0	0	0	0	0	0	0	0	0	0	0	0
9. Inland marine.....	19,096,519	19,094,404	0	9,681,247	6,272,760	6,038,632	2,169,989	357,578	338,423	84,378	1,770,526	666,325
10. Financial guaranty.....	0	0	0	0	0	0	0	0	0	0	0	0
11. Medical professional liability.....	0	0	0	0	0	0	0	0	0	0	0	0
12. Earthquake.....	6,444,692	6,683,616	0	3,300,259	0	(190,707)	389,763	0	(4,408)	6,479	734,225	183,322
13. Group accident and health (b).....	0	0	0	0	0	0	0	0	0	0	0	0
14. Credit A&H (group and individual).....	0	0	0	0	0	0	0	0	0	0	0	0
15.1 Collectively renewable A&H (b).....	0	0	0	0	0	0	0	0	0	0	0	0
15.2 Non-cancelable A&H (b).....	0	0	0	0	0	0	0	0	0	0	0	0
15.3 Guaranteed renewable A&H (b).....	0	0	0	0	0	0	0	0	0	0	0	0
15.4 Non-renewable for stated reasons only (b).....	0	0	0	0	0	0	0	0	0	0	0	0
15.5 Other accident only.....	0	0	0	0	0	0	0	0	0	0	0	0
15.6 Medicare Title XVIII exempt from state taxes or fees.....	0	0	0	0	0	0	0	0	0	0	0	0
15.7 All other A&H (b).....	20,014,868	19,800,311	0	1,669,109	6,892,725	7,047,227	2,405,535	0	0	0	0	424,704
15.8 Federal employees health benefits plan premium.....	0	0	0	0	0	0	0	0	0	0	0	0
16. Workers' compensation.....	0	0	0	0	0	0	0	48	48	0	0	0
17.1 Other liability-occurrence.....	40,039,682	40,305,193	0	20,357,716	25,278,805	17,677,735	49,238,380	154,776	96,594	301,773	3,657,812	1,099,798
17.2 Other liability-claims-made.....	0	0	0	0	0	0	0	0	0	0	0	0
17.3 Excess workers' compensation.....	0	0	0	0	0	0	0	0	0	0	0	0
18. Products liability.....	0	0	0	0	0	0	0	0	0	0	0	0
19.1 Private passenger auto no-fault (personal injury protection).....	38,259,717	37,266,048	0	18,328,569	26,543,531	25,417,619	25,748,947	5,037,342	4,663,167	6,830,637	3,497,940	1,201,408
19.2 Other private passenger auto liability.....	327,111,987	324,070,172	0	152,229,461	221,157,022	237,833,117	261,044,007	7,192,766	7,547,528	20,996,076	29,070,441	9,357,822
19.3 Commercial auto no-fault (personal injury protection).....	18,303	3,348	0	14,956	0	2,710	2,710	0	646	646	3,329	379
19.4 Other commercial auto liability.....	607,028	144,419	0	463,258	12,143	81,544	69,453	0	3,503	3,507	109,837	12,507
21.1 Private passenger auto physical damage.....	293,458,194	286,483,708	0	136,356,661	162,733,167	162,862,901	(2,406,852)	682,337	743,602	197,147	25,596,725	8,308,453
21.2 Commercial auto physical damage.....	230,353	57,271	0	173,082	28,067	106,370	78,303	0	97	97	41,438	4,740
22. Aircraft (all perils).....	0	0	0	0	0	0	0	0	0	0	0	0
23. Fidelity.....	0	0	0	0	0	0	0	0	0	0	0	0
24. Surety.....	0	0	0	0	0	0	0	0	0	0	0	0
26. Burglary and theft.....	0	0	0	0	0	0	0	0	0	0	0	0
27. Boiler and machinery.....	0	0	0	0	0	0	0	0	0	0	0	0
28. Credit.....	0	0	0	0	0	0	0	0	0	0	0	0
30. Warranty.....	0	0	0	0	0	0	0	0	0	0	0	0
34. Aggregate write-ins for other lines of business.....	0	0	0	0	0	0	0	0	0	0	0	1,280
35. TOTALS (a).....	1,431,642,173	1,426,114,575	0	702,656,043	823,213,502	839,338,003	460,454,750	19,178,949	19,046,561	33,276,149	127,875,136	41,208,670

DETAILS OF WRITE-INS

3401. Miscellaneous.....	0	0	0	0	0	0	0	0	0	0	0	1,280
3402.	0	0	0	0	0	0	0	0	0	0	0	0
3403.	0	0	0	0	0	0	0	0	0	0	0	0
3498. Summary of remaining write-ins for Line 34 from overflow page.....	0	0	0	0	0	0	0	0	0	0	0	0
3499. TOTALS (Lines 3401 through 3403 plus 3498) (Line 34 above).....	0	0	0	0	0	0	0	0	0	0	0	1,280

(a) Finance and service charges not included in Lines 1 to 35 \$.....3,898,162.

(b) For health business on indicated lines report: Number of persons insured under PPO managed care products.....0 and number of persons insured under indemnity only products.....0.

EXHIBIT OF PREMIUMS AND LOSSES (Statutory Page 14)



NAIC Group Code....241 NAIC Company Code....26298

BUSINESS IN THE STATE OF HAWAII DURING THE YEAR

Line of Business	Gross Premiums, Including Policy and Membership Fees, Less Return Premiums and Premiums on Policies not Taken		3 Dividends Paid or Credited to Policyholders on Direct Business	4 Direct Unearned Premium Reserves	5 Direct Losses Paid (deducting salvage)	6 Direct Losses Incurred	7 Direct Losses Unpaid	8 Direct Defense and Cost Containment Expense Paid	9 Direct Defense and Cost Containment Expense Incurred	10 Direct Defense and Cost Containment Expense Unpaid	11 Commissions and Brokerage Expenses	12 Taxes, Licenses and Fees
	1 Direct Premiums Written	2 Direct Premiums Earned										
1. Fire.....	0	0	0	0	0	0	0	0	0	0	0	0
2.1 Allied lines.....	0	0	0	0	0	0	0	0	0	0	0	0
2.2 Multiple peril crop.....	0	0	0	0	0	0	0	0	0	0	0	0
2.3 Federal flood.....	5,984	5,857	0	4,179	4,637	4,637	0	970	970	0	714	263
2.4 Private crop.....	0	0	0	0	0	0	0	0	0	0	0	0
2.5 Private flood.....	0	0	0	0	0	0	0	0	0	0	0	0
3. Farmowners multiple peril.....	0	0	0	0	0	0	0	0	0	0	0	0
4. Homeowners multiple peril.....	164,039	157,347	0	84,286	1,724	(2,598)	2,762	0	(160)	99	6,698	8,698
5.1 Commercial multiple peril (non-liability portion).....	0	0	0	0	0	0	0	0	0	0	0	0
5.2 Commercial multiple peril (liability portion).....	0	0	0	0	0	0	0	0	0	0	0	0
6. Mortgage guaranty.....	0	0	0	0	0	0	0	0	0	0	0	0
8. Ocean marine.....	0	0	0	0	0	0	0	0	0	0	0	0
9. Inland marine.....	3,905	4,782	0	2,358	0	(131)	128	0	(5)	1	169	218
10. Financial guaranty.....	0	0	0	0	0	0	0	0	0	0	0	0
11. Medical professional liability.....	0	0	0	0	0	0	0	0	0	0	0	0
12. Earthquake.....	2,301	1,819	0	1,527	0	(29)	36	0	0	0	59	123
13. Group accident and health (b).....	0	0	0	0	0	0	0	0	0	0	0	0
14. Credit A&H (group and individual).....	0	0	0	0	0	0	0	0	0	0	0	0
15.1 Collectively renewable A&H (b).....	0	0	0	0	0	0	0	0	0	0	0	0
15.2 Non-cancelable A&H (b).....	0	0	0	0	0	0	0	0	0	0	0	0
15.3 Guaranteed renewable A&H (b).....	0	0	0	0	0	0	0	0	0	0	0	0
15.4 Non-renewable for stated reasons only (b).....	0	0	0	0	0	0	0	0	0	0	0	0
15.5 Other accident only.....	0	0	0	0	0	0	0	0	0	0	0	0
15.6 Medicare Title XVIII exempt from state taxes or fees.....	0	0	0	0	0	0	0	0	0	0	0	0
15.7 All other A&H (b).....	0	0	0	0	0	0	0	0	0	0	0	0
15.8 Federal employees health benefits plan premium.....	0	0	0	0	0	0	0	0	0	0	0	0
16. Workers' compensation.....	0	0	0	0	0	0	0	0	0	0	0	0
17.1 Other liability-occurrence.....	2,754	3,011	0	1,364	0	194	1,817	0	1	9	165	198
17.2 Other liability-claims-made.....	0	0	0	0	0	0	0	0	0	0	0	0
17.3 Excess workers' compensation.....	0	0	0	0	0	0	0	0	0	0	0	0
18. Products liability.....	0	0	0	0	0	0	0	0	0	0	0	0
19.1 Private passenger auto no-fault (personal injury protection).....	24,195	24,464	0	6,271	22,712	12,393	16,900	99	(2,709)	4,400	800	1,238
19.2 Other private passenger auto liability.....	142,856	145,114	0	34,277	80,010	106,319	116,263	3,716	5,764	8,949	5,938	7,603
19.3 Commercial auto no-fault (personal injury protection).....	0	0	0	0	0	0	0	0	0	0	0	0
19.4 Other commercial auto liability.....	0	0	0	0	0	0	0	0	0	0	0	0
21.1 Private passenger auto physical damage.....	203,494	199,905	0	50,345	83,062	89,037	7,339	220	246	5	7,091	10,844
21.2 Commercial auto physical damage.....	0	0	0	0	0	0	0	0	0	0	0	0
22. Aircraft (all perils).....	0	0	0	0	0	0	0	0	0	0	0	0
23. Fidelity.....	0	0	0	0	0	0	0	0	0	0	0	0
24. Surety.....	0	0	0	0	0	0	0	0	0	0	0	0
26. Burglary and theft.....	0	0	0	0	0	0	0	0	0	0	0	0
27. Boiler and machinery.....	0	0	0	0	0	0	0	0	0	0	0	0
28. Credit.....	0	0	0	0	0	0	0	0	0	0	0	0
30. Warranty.....	0	0	0	0	0	0	0	0	0	0	0	0
34. Aggregate write-ins for other lines of business.....	0	0	0	0	0	0	0	0	0	0	0	0
35. TOTALS (a).....	549,528	542,299	0	184,607	192,145	209,822	145,245	5,005	4,107	13,463	21,634	29,185

DETAILS OF WRITE-INS

3401. MISCELLANEOUS.....	0	0	0	0	0	0	0	0	0	0	0	0
3402.	0	0	0	0	0	0	0	0	0	0	0	0
3403.	0	0	0	0	0	0	0	0	0	0	0	0
3498. Summary of remaining write-ins for Line 34 from overflow page.....	0	0	0	0	0	0	0	0	0	0	0	0
3499. TOTALS (Lines 3401 through 3403 plus 3498) (Line 34 above).....	0	0	0	0	0	0	0	0	0	0	0	0

(a) Finance and service charges not included in Lines 1 to 35 \$.....1,957.

(b) For health business on indicated lines report: Number of persons insured under PPO managed care products.....0 and number of persons insured under indemnity only products.....0.

19'HI

EXHIBIT OF PREMIUMS AND LOSSES (Statutory Page 14)



NAIC Group Code....241 NAIC Company Code....26298

BUSINESS IN THE STATE OF IOWA DURING THE YEAR

191A

Line of Business	Gross Premiums, Including Policy and Membership Fees, Less Return Premiums and Premiums on Policies not Taken		Dividends Paid or Credited to Policyholders on Direct Business	Direct Unearned Premium Reserves	Direct Losses Paid (deducting salvage)	Direct Losses Incurred	Direct Losses Unpaid	Direct Defense and Cost Containment Expense Paid	Direct Defense and Cost Containment Expense Incurred	Direct Defense and Cost Containment Expense Unpaid	Commissions and Brokerage Expenses	Taxes, Licenses and Fees
	Direct Premiums Written	Direct Premiums Earned										
1. Fire.....	0	0	0	0	0	0	0	0	0	0	0	0
2.1 Allied lines.....	0	0	0	0	0	0	0	0	0	0	0	0
2.2 Multiple peril crop.....	0	0	0	0	0	0	0	0	0	0	0	0
2.3 Federal flood.....	99,374	102,526	0	59,717	0	189,152	189,152	750	750	0	19,854	1,987
2.4 Private crop.....	0	0	0	0	0	0	0	0	0	0	0	0
2.5 Private flood.....	0	0	0	0	0	0	0	0	0	0	0	0
3. Farmowners multiple peril.....	0	0	0	0	0	0	0	0	0	0	0	0
4. Homeowners multiple peril.....	6,535,168	6,618,066	0	3,477,423	3,487,649	3,196,228	342,373	4,265	(16,262)	12,387	850,346	157,845
5.1 Commercial multiple peril (non-liability portion).....	0	0	0	0	0	0	0	0	0	0	0	0
5.2 Commercial multiple peril (liability portion).....	0	0	0	0	0	0	0	0	0	0	0	0
6. Mortgage guaranty.....	0	0	0	0	0	0	0	0	0	0	0	0
8. Ocean marine.....	0	0	0	0	0	0	0	0	0	0	0	0
9. Inland marine.....	186,976	187,283	0	98,967	71,292	64,977	6,936	0	(154)	166	25,340	4,865
10. Financial guaranty.....	0	0	0	0	0	0	0	0	0	0	0	0
11. Medical professional liability.....	0	0	0	0	0	0	0	0	0	0	0	0
12. Earthquake.....	13,663	13,709	0	7,286	0	(152)	648	0	0	2	2,031	326
13. Group accident and health (b).....	0	0	0	0	0	0	0	0	0	0	0	0
14. Credit A&H (group and individual).....	0	0	0	0	0	0	0	0	0	0	0	0
15.1 Collectively renewable A&H (b).....	0	0	0	0	0	0	0	0	0	0	0	0
15.2 Non-cancelable A&H (b).....	0	0	0	0	0	0	0	0	0	0	0	0
15.3 Guaranteed renewable A&H (b).....	0	0	0	0	0	0	0	0	0	0	0	0
15.4 Non-renewable for stated reasons only (b).....	0	0	0	0	0	0	0	0	0	0	0	0
15.5 Other accident only.....	0	0	0	0	0	0	0	0	0	0	0	0
15.6 Medicare Title XVIII exempt from state taxes or fees.....	0	0	0	0	0	0	0	0	0	0	0	0
15.7 All other A&H (b).....	0	0	0	0	0	0	0	0	0	0	0	0
15.8 Federal employees health benefits plan premium.....	0	0	0	0	0	0	0	0	0	0	0	0
16. Workers' compensation.....	0	0	0	0	0	0	0	0	0	0	0	0
17.1 Other liability-occurrence.....	312,561	322,445	0	157,877	0	13,509	202,512	0	44	1,227	37,489	7,443
17.2 Other liability-claims-made.....	0	0	0	0	0	0	0	0	0	0	0	0
17.3 Excess workers' compensation.....	0	0	0	0	0	0	0	0	0	0	0	0
18. Products liability.....	0	0	0	0	0	0	0	0	0	0	0	0
19.1 Private passenger auto no-fault (personal injury protection).....	0	0	0	0	0	0	0	0	0	0	0	0
19.2 Other private passenger auto liability.....	2,558,466	2,538,289	0	1,203,184	1,252,915	1,110,605	1,202,522	74,051	49,096	88,942	324,022	64,101
19.3 Commercial auto no-fault (personal injury protection).....	0	0	0	0	0	0	0	0	0	0	0	0
19.4 Other commercial auto liability.....	0	0	0	0	0	0	0	0	0	0	0	0
21.1 Private passenger auto physical damage.....	3,363,199	3,291,108	0	1,566,411	1,476,933	1,579,018	100,094	3,286	2,145	205	431,449	84,655
21.2 Commercial auto physical damage.....	0	0	0	0	0	0	0	0	0	0	0	0
22. Aircraft (all perils).....	0	0	0	0	0	0	0	0	0	0	0	0
23. Fidelity.....	0	0	0	0	0	0	0	0	0	0	0	0
24. Surety.....	0	0	0	0	0	0	0	0	0	0	0	0
26. Burglary and theft.....	0	0	0	0	0	0	0	0	0	0	0	0
27. Boiler and machinery.....	0	0	0	0	0	0	0	0	0	0	0	0
28. Credit.....	0	0	0	0	0	0	0	0	0	0	0	0
30. Warranty.....	0	0	0	0	0	0	0	0	0	0	0	0
34. Aggregate write-ins for other lines of business.....	0	0	0	0	0	0	0	0	0	0	0	0
35. TOTALS (a).....	13,069,407	13,073,426	0	6,570,865	6,288,789	6,153,337	2,044,237	82,352	35,619	102,929	1,690,531	321,222

DETAILS OF WRITE-INS

3401. MISCELLANEOUS.....	0	0	0	0	0	0	0	0	0	0	0	0
3402.....	0	0	0	0	0	0	0	0	0	0	0	0
3403.....	0	0	0	0	0	0	0	0	0	0	0	0
3498. Summary of remaining write-ins for Line 34 from overflow page.....	0	0	0	0	0	0	0	0	0	0	0	0
3499. TOTALS (Lines 3401 through 3403 plus 3498) (Line 34 above).....	0	0	0	0	0	0	0	0	0	0	0	0

(a) Finance and service charges not included in Lines 1 to 35 \$.....35,892.

(b) For health business on indicated lines report: Number of persons insured under PPO managed care products.....0 and number of persons insured under indemnity only products.....0.

EXHIBIT OF PREMIUMS AND LOSSES (Statutory Page 14)



NAIC Group Code....241 NAIC Company Code....26298

BUSINESS IN THE STATE OF IDAHO DURING THE YEAR

19.ID

Line of Business	Gross Premiums, Including Policy and Membership Fees, Less Return Premiums and Premiums on Policies not Taken		3 Dividends Paid or Credited to Policyholders on Direct Business	4 Direct Unearned Premium Reserves	5 Direct Losses Paid (deducting salvage)	6 Direct Losses Incurred	7 Direct Losses Unpaid	8 Direct Defense and Cost Containment Expense Paid	9 Direct Defense and Cost Containment Expense Incurred	10 Direct Defense and Cost Containment Expense Unpaid	11 Commissions and Brokerage Expenses	12 Taxes, Licenses and Fees
	1 Direct Premiums Written	2 Direct Premiums Earned										
1. Fire.....	0	0	0	0	0	0	0	0	0	0	0	0
2.1 Allied lines.....	0	0	0	0	0	0	0	0	0	0	0	0
2.2 Multiple peril crop.....	0	0	0	0	0	0	0	0	0	0	0	0
2.3 Federal flood.....	36,355	39,354	0	18,146	0	0	0	0	0	0	4,470	727
2.4 Private crop.....	0	0	0	0	0	0	0	0	0	0	0	0
2.5 Private flood.....	0	0	0	0	0	0	0	0	0	0	0	0
3. Farmowners multiple peril.....	0	0	0	0	0	0	0	0	0	0	0	0
4. Homeowners multiple peril.....	6,562,939	6,519,934	0	3,431,970	4,206,781	4,020,147	1,250,691	16,643	38,828	66,680	779,867	166,168
5.1 Commercial multiple peril (non-liability portion).....	18,496	16,141	0	7,849	0	8,438	11,096	0	351	462	3,993	438
5.2 Commercial multiple peril (liability portion).....	23,757	18,632	0	10,404	30,282	41,190	12,473	0	2,727	3,118	5,159	573
6. Mortgage guaranty.....	0	0	0	0	0	0	0	0	0	0	0	0
8. Ocean marine.....	0	0	0	0	0	0	0	0	0	0	0	0
9. Inland marine.....	219,161	222,413	0	108,920	29,894	39,455	28,343	0	31	659	23,502	4,729
10. Financial guaranty.....	0	0	0	0	0	0	0	0	0	0	0	0
11. Medical professional liability.....	0	0	0	0	0	0	0	0	0	0	0	0
12. Earthquake.....	15,249	13,846	0	6,905	0	(410)	885	0	(11)	9	1,944	375
13. Group accident and health (b).....	0	0	0	0	0	0	0	0	0	0	0	0
14. Credit A&H (group and individual).....	0	0	0	0	0	0	0	0	0	0	0	0
15.1 Collectively renewable A&H (b).....	0	0	0	0	0	0	0	0	0	0	0	0
15.2 Non-cancelable A&H (b).....	0	0	0	0	0	0	0	0	0	0	0	0
15.3 Guaranteed renewable A&H (b).....	0	0	0	0	0	0	0	0	0	0	0	0
15.4 Non-renewable for stated reasons only (b).....	0	0	0	0	0	0	0	0	0	0	0	0
15.5 Other accident only.....	0	0	0	0	0	0	0	0	0	0	0	0
15.6 Medicare Title XVIII exempt from state taxes or fees.....	0	0	0	0	0	0	0	0	0	0	0	0
15.7 All other A&H (b).....	0	0	0	0	0	0	0	0	0	0	0	0
15.8 Federal employees health benefits plan premium.....	0	0	0	0	0	0	0	0	0	0	0	0
16. Workers' compensation.....	0	0	0	0	0	0	0	0	0	0	0	0
17.1 Other liability-occurrence.....	315,247	322,538	0	161,261	15,000	15,228	202,563	0	(37)	1,230	31,027	5,136
17.2 Other liability-claims-made.....	0	0	0	0	0	0	0	0	0	0	0	0
17.3 Excess workers' compensation.....	0	0	0	0	0	0	0	0	0	0	0	0
18. Products liability.....	0	0	0	0	0	0	0	0	0	0	0	0
19.1 Private passenger auto no-fault (personal injury protection).....	0	0	0	0	0	0	0	0	0	0	0	0
19.2 Other private passenger auto liability.....	5,416,603	5,382,863	0	2,615,881	4,390,738	3,647,441	3,562,038	43,800	(32,638)	286,993	633,005	136,941
19.3 Commercial auto no-fault (personal injury protection).....	0	0	0	0	0	0	0	0	0	0	0	0
19.4 Other commercial auto liability.....	0	0	0	0	0	0	0	0	0	0	0	0
21.1 Private passenger auto physical damage.....	4,576,482	4,489,584	0	2,193,249	2,816,699	2,817,155	84,694	3,817	3,755	(609)	536,020	115,895
21.2 Commercial auto physical damage.....	0	0	0	0	0	0	0	0	0	0	0	0
22. Aircraft (all perils).....	0	0	0	0	0	0	0	0	0	0	0	0
23. Fidelity.....	0	0	0	0	0	0	0	0	0	0	0	0
24. Surety.....	0	0	0	0	0	0	0	0	0	0	0	0
26. Burglary and theft.....	0	0	0	0	0	0	0	0	0	0	0	0
27. Boiler and machinery.....	0	0	0	0	0	0	0	0	0	0	0	0
28. Credit.....	0	0	0	0	0	0	0	0	0	0	0	0
30. Warranty.....	0	0	0	0	0	0	0	0	0	0	0	0
34. Aggregate write-ins for other lines of business.....	0	0	0	0	0	0	0	0	0	0	0	0
35. TOTALS (a).....	17,184,289	17,025,305	0	8,554,585	11,489,394	10,588,644	5,152,783	64,260	13,006	358,542	2,018,987	430,982

DETAILS OF WRITE-INS

3401. MISCELLANEOUS.....	0	0	0	0	0	0	0	0	0	0	0	0
3402.	0	0	0	0	0	0	0	0	0	0	0	0
3403.	0	0	0	0	0	0	0	0	0	0	0	0
3498. Summary of remaining write-ins for Line 34 from overflow page.....	0	0	0	0	0	0	0	0	0	0	0	0
3499. TOTALS (Lines 3401 through 3403 plus 3498) (Line 34 above).....	0	0	0	0	0	0	0	0	0	0	0	0

(a) Finance and service charges not included in Lines 1 to 35 \$.....53,722.

(b) For health business on indicated lines report: Number of persons insured under PPO managed care products.....0 and number of persons insured under indemnity only products.....0.

EXHIBIT OF PREMIUMS AND LOSSES (Statutory Page 14)



NAIC Group Code....241 NAIC Company Code....26298

BUSINESS IN THE STATE OF ILLINOIS DURING THE YEAR

191L

Line of Business	Gross Premiums, Including Policy and Membership Fees, Less Return Premiums and Premiums on Policies not Taken		Dividends Paid or Credited to Policyholders on Direct Business	Direct Unearned Premium Reserves	Direct Losses Paid (deducting salvage)	Direct Losses Incurred	Direct Losses Unpaid	Direct Defense and Cost Containment Expense Paid	Direct Defense and Cost Containment Expense Incurred	Direct Defense and Cost Containment Expense Unpaid	Commissions and Brokerage Expenses	Taxes, Licenses and Fees
	1 Direct Premiums Written	2 Direct Premiums Earned										
1. Fire.....	121,000	130,217	0	60,966	36,459	38,139	56,644	3,062	3,114	1,883	59,355	2,662
2.1 Allied lines.....	0	0	0	0	0	0	0	0	0	0	0	0
2.2 Multiple peril crop.....	0	0	0	0	0	0	0	0	0	0	0	0
2.3 Federal flood.....	372,543	354,651	0	202,308	49,481	24,706	40,000	5,155	5,155	0	65,683	7,451
2.4 Private crop.....	0	0	0	0	0	0	0	0	0	0	0	0
2.5 Private flood.....	0	0	0	0	0	0	0	0	0	0	0	0
3. Farmowners multiple peril.....	0	0	0	0	0	0	0	0	0	0	0	0
4. Homeowners multiple peril.....	2,434,760	2,581,922	0	1,288,186	1,511,942	1,454,167	618,553	20,916	19,058	24,086	207,016	85,261
5.1 Commercial multiple peril (non-liability portion).....	0	0	0	0	0	0	0	0	0	0	0	0
5.2 Commercial multiple peril (liability portion).....	0	0	0	0	0	0	0	0	0	0	0	0
6. Mortgage guaranty.....	0	0	0	0	0	0	0	0	0	0	0	0
8. Ocean marine.....	0	0	0	0	0	0	0	0	0	0	0	0
9. Inland marine.....	479,431	492,247	0	233,171	370,387	159,888	43,289	59,901	40,679	998	60,109	16,007
10. Financial guaranty.....	0	0	0	0	0	0	0	0	0	0	0	0
11. Medical professional liability.....	0	0	0	0	0	0	0	0	0	0	0	0
12. Earthquake.....	30,999	32,267	0	16,458	0	(1,444)	1,764	0	(34)	24	3,529	1,139
13. Group accident and health (b).....	0	0	0	0	0	0	0	0	0	0	0	0
14. Credit A&H (group and individual).....	0	0	0	0	0	0	0	0	0	0	0	0
15.1 Collectively renewable A&H (b).....	0	0	0	0	0	0	0	0	0	0	0	0
15.2 Non-cancelable A&H (b).....	0	0	0	0	0	0	0	0	0	0	0	0
15.3 Guaranteed renewable A&H (b).....	0	0	0	0	0	0	0	0	0	0	0	0
15.4 Non-renewable for stated reasons only (b).....	0	0	0	0	0	0	0	0	0	0	0	0
15.5 Other accident only.....	0	0	0	0	0	0	0	0	0	0	0	0
15.6 Medicare Title XVIII exempt from state taxes or fees.....	0	0	0	0	0	0	0	0	0	0	0	0
15.7 All other A&H (b).....	29,707	29,435	0	2,466	21,715	24,169	5,908	0	0	0	0	594
15.8 Federal employees health benefits plan premium.....	0	0	0	0	0	0	0	0	0	0	0	0
16. Workers' compensation.....	0	0	0	0	0	0	0	0	0	0	0	0
17.1 Other liability-occurrence.....	3,797,896	3,910,411	0	2,010,564	1,900,000	221,327	2,998,394	0	(11,271)	18,394	472,179	106,944
17.2 Other liability-claims-made.....	0	0	0	0	0	0	0	0	0	0	0	0
17.3 Excess workers' compensation.....	0	0	0	0	0	0	0	0	0	0	0	0
18. Products liability.....	0	0	0	0	0	0	0	0	0	0	0	0
19.1 Private passenger auto no-fault (personal injury protection).....	0	0	0	0	0	0	0	0	0	0	0	0
19.2 Other private passenger auto liability.....	457,559	477,475	0	116,422	197,646	275,100	438,922	13,660	21,282	37,807	35,422	11,467
19.3 Commercial auto no-fault (personal injury protection).....	0	0	0	0	0	0	0	0	0	0	0	0
19.4 Other commercial auto liability.....	0	0	0	0	0	0	0	0	0	0	0	0
21.1 Private passenger auto physical damage.....	577,887	595,847	0	144,002	153,491	164,164	2,693	767	764	142	45,180	14,551
21.2 Commercial auto physical damage.....	0	0	0	0	0	0	0	0	0	0	0	0
22. Aircraft (all perils).....	0	0	0	0	0	0	0	0	0	0	0	0
23. Fidelity.....	0	0	0	0	0	0	0	0	0	0	0	0
24. Surety.....	0	0	0	0	0	0	0	0	0	0	0	0
26. Burglary and theft.....	0	0	0	0	0	0	0	0	0	0	0	0
27. Boiler and machinery.....	0	0	0	0	0	0	0	0	0	0	0	0
28. Credit.....	0	0	0	0	0	0	0	0	0	0	0	0
30. Warranty.....	0	0	0	0	0	0	0	0	0	0	0	0
34. Aggregate write-ins for other lines of business.....	0	0	0	0	0	0	0	0	0	0	0	0
35. TOTALS (a).....	8,301,782	8,604,472	0	4,074,543	4,241,121	2,360,216	4,206,167	103,461	78,747	83,334	948,473	246,076

DETAILS OF WRITE-INS

3401. MISCELLANEOUS.....	0	0	0	0	0	0	0	0	0	0	0	0
3402.	0	0	0	0	0	0	0	0	0	0	0	0
3403.	0	0	0	0	0	0	0	0	0	0	0	0
3498. Summary of remaining write-ins for Line 34 from overflow page.....	0	0	0	0	0	0	0	0	0	0	0	0
3499. TOTALS (Lines 3401 through 3403 plus 3498) (Line 34 above).....	0	0	0	0	0	0	0	0	0	0	0	0

(a) Finance and service charges not included in Lines 1 to 35 \$.....31,062.

(b) For health business on indicated lines report: Number of persons insured under PPO managed care products.....0 and number of persons insured under indemnity only products.....0.

EXHIBIT OF PREMIUMS AND LOSSES (Statutory Page 14)



NAIC Group Code....241 NAIC Company Code....26298

BUSINESS IN THE STATE OF INDIANA DURING THE YEAR

1916

Line of Business	Gross Premiums, Including Policy and Membership Fees, Less Return Premiums and Premiums on Policies not Taken		3 Dividends Paid or Credited to Policyholders on Direct Business	4 Direct Unearned Premium Reserves	5 Direct Losses Paid (deducting salvage)	6 Direct Losses Incurred	7 Direct Losses Unpaid	8 Direct Defense and Cost Containment Expense Paid	9 Direct Defense and Cost Containment Expense Incurred	10 Direct Defense and Cost Containment Expense Unpaid	11 Commissions and Brokerage Expenses	12 Taxes, Licenses and Fees
	1 Direct Premiums Written	2 Direct Premiums Earned										
1. Fire.....	0	0	0	0	0	0	0	0	0	0	0	0
2.1 Allied lines.....	0	0	0	0	0	0	0	0	0	0	0	0
2.2 Multiple peril crop.....	0	0	0	0	0	0	0	0	0	0	0	0
2.3 Federal flood.....	114,605	118,092	0	73,111	43,642	5,487	30,000	4,767	4,767	0	21,412	2,292
2.4 Private crop.....	0	0	0	0	0	0	0	0	0	0	0	0
2.5 Private flood.....	0	0	0	0	0	0	0	0	0	0	0	0
3. Farmowners multiple peril.....	0	0	0	0	0	0	0	0	0	0	0	0
4. Homeowners multiple peril.....	13,120,084	13,905,605	0	6,981,965	6,985,087	6,822,611	1,753,790	21,871	(164)	60,909	1,437,222	314,327
5.1 Commercial multiple peril (non-liability portion).....	25,669	23,831	0	12,513	0	13,009	16,559	0	542	690	4,234	645
5.2 Commercial multiple peril (liability portion).....	39,114	22,630	0	22,333	4,683	15,863	13,034	0	2,619	2,633	8,409	1,112
6. Mortgage guaranty.....	0	0	0	0	0	0	0	0	0	0	0	0
8. Ocean marine.....	0	0	0	0	0	0	0	0	0	0	0	0
9. Inland marine.....	290,895	297,562	0	142,579	40,567	37,943	16,816	0	(114)	471	35,208	7,353
10. Financial guaranty.....	0	0	0	0	0	0	0	0	0	0	0	0
11. Medical professional liability.....	0	0	0	0	0	0	0	0	0	0	0	0
12. Earthquake.....	161,464	165,741	0	83,557	0	(2,645)	11,062	0	(66)	161	22,297	3,916
13. Group accident and health (b).....	0	0	0	0	0	0	0	0	0	0	0	0
14. Credit A&H (group and individual).....	0	0	0	0	0	0	0	0	0	0	0	0
15.1 Collectively renewable A&H (b).....	0	0	0	0	0	0	0	0	0	0	0	0
15.2 Non-cancelable A&H (b).....	0	0	0	0	0	0	0	0	0	0	0	0
15.3 Guaranteed renewable A&H (b).....	0	0	0	0	0	0	0	0	0	0	0	0
15.4 Non-renewable for stated reasons only (b).....	0	0	0	0	0	0	0	0	0	0	0	0
15.5 Other accident only.....	0	0	0	0	0	0	0	0	0	0	0	0
15.6 Medicare Title XVIII exempt from state taxes or fees.....	0	0	0	0	0	0	0	0	0	0	0	0
15.7 All other A&H (b).....	0	0	0	0	0	0	0	0	0	0	0	0
15.8 Federal employees health benefits plan premium.....	0	0	0	0	0	0	0	0	0	0	0	0
16. Workers' compensation.....	0	0	0	0	0	0	0	0	0	0	0	0
17.1 Other liability-occurrence.....	460,536	467,906	0	233,011	0	546,709	866,943	0	3,294	5,307	46,759	9,858
17.2 Other liability-claims-made.....	0	0	0	0	0	0	0	0	0	0	0	0
17.3 Excess workers' compensation.....	0	0	0	0	0	0	0	0	0	0	0	0
18. Products liability.....	0	0	0	0	0	0	0	0	0	0	0	0
19.1 Private passenger auto no-fault (personal injury protection).....	0	0	0	0	0	0	0	0	0	0	0	0
19.2 Other private passenger auto liability.....	6,276,764	6,316,001	0	2,774,443	4,336,351	4,885,774	5,341,726	89,582	115,382	445,393	675,230	155,885
19.3 Commercial auto no-fault (personal injury protection).....	0	0	0	0	0	0	0	0	0	0	0	0
19.4 Other commercial auto liability.....	10,853	5,222	0	5,631	0	3,963	3,963	0	214	214	1,869	230
21.1 Private passenger auto physical damage.....	4,896,977	4,911,281	0	2,165,078	3,328,171	3,427,664	61,681	5,807	4,998	2,178	531,890	121,814
21.2 Commercial auto physical damage.....	3,750	1,262	0	2,488	1,061	2,997	1,936	0	13	13	639	71
22. Aircraft (all perils).....	0	0	0	0	0	0	0	0	0	0	0	0
23. Fidelity.....	0	0	0	0	0	0	0	0	0	0	0	0
24. Surety.....	0	0	0	0	0	0	0	0	0	0	0	0
26. Burglary and theft.....	0	0	0	0	0	0	0	0	0	0	0	0
27. Boiler and machinery.....	0	0	0	0	0	0	0	0	0	0	0	0
28. Credit.....	0	0	0	0	0	0	0	0	0	0	0	0
30. Warranty.....	0	0	0	0	0	0	0	0	0	0	0	0
34. Aggregate write-ins for other lines of business.....	0	0	0	0	0	0	0	0	0	0	0	0
35. TOTALS (a).....	25,400,711	26,235,133	0	12,496,709	14,739,562	15,759,375	8,117,510	122,027	131,485	517,969	2,785,169	617,503

DETAILS OF WRITE-INS

3401. MISCELLANEOUS.....	0	0	0	0	0	0	0	0	0	0	0	0
3402.	0	0	0	0	0	0	0	0	0	0	0	0
3403.	0	0	0	0	0	0	0	0	0	0	0	0
3498. Summary of remaining write-ins for Line 34 from overflow page.....	0	0	0	0	0	0	0	0	0	0	0	0
3499. TOTALS (Lines 3401 through 3403 plus 3498) (Line 34 above).....	0	0	0	0	0	0	0	0	0	0	0	0

(a) Finance and service charges not included in Lines 1 to 35 \$.....99,390.

(b) For health business on indicated lines report: Number of persons insured under PPO managed care products.....0 and number of persons insured under indemnity only products.....0.

EXHIBIT OF PREMIUMS AND LOSSES (Statutory Page 14)



NAIC Group Code....241 NAIC Company Code....26298

BUSINESS IN THE STATE OF KANSAS DURING THE YEAR

19.KS

Line of Business	Gross Premiums, Including Policy and Membership Fees, Less Return Premiums and Premiums on Policies not Taken		3 Dividends Paid or Credited to Policyholders on Direct Business	4 Direct Unearned Premium Reserves	5 Direct Losses Paid (deducting salvage)	6 Direct Losses Incurred	7 Direct Losses Unpaid	8 Direct Defense and Cost Containment Expense Paid	9 Direct Defense and Cost Containment Expense Incurred	10 Direct Defense and Cost Containment Expense Unpaid	11 Commissions and Brokerage Expenses	12 Taxes, Licenses and Fees
	1 Direct Premiums Written	2 Direct Premiums Earned										
1. Fire.....	0	0	0	0	0	0	0	0	0	0	0	0
2.1 Allied lines.....	88,498	84,743	0	44,414	46,733	42,858	6,514	5,535	4,996	770	14,489	1,770
2.2 Multiple peril crop.....	0	0	0	0	0	0	0	0	0	0	0	0
2.3 Federal flood.....	40,935	39,332	0	24,421	0	0	0	0	0	0	5,848	1,064
2.4 Private crop.....	0	0	0	0	0	0	0	0	0	0	0	0
2.5 Private flood.....	0	0	0	0	0	0	0	0	0	0	0	0
3. Farmowners multiple peril.....	0	0	0	0	0	0	0	0	0	0	0	0
4. Homeowners multiple peril.....	10,532,860	10,077,067	0	5,486,298	6,676,105	7,089,655	1,201,746	9,033	14,688	33,709	1,087,462	322,171
5.1 Commercial multiple peril (non-liability portion).....	0	0	0	0	0	0	0	0	0	0	0	0
5.2 Commercial multiple peril (liability portion).....	0	0	0	0	0	0	0	0	0	0	0	0
6. Mortgage guaranty.....	0	0	0	0	0	0	0	0	0	0	0	0
8. Ocean marine.....	0	0	0	0	0	0	0	0	0	0	0	0
9. Inland marine.....	131,029	120,036	0	68,548	22,892	14,498	5,657	0	(204)	144	15,408	4,380
10. Financial guaranty.....	0	0	0	0	0	0	0	0	0	0	0	0
11. Medical professional liability.....	0	0	0	0	0	0	0	0	0	0	0	0
12. Earthquake.....	45,249	33,638	0	23,983	0	297	1,384	0	3	14	6,130	1,384
13. Group accident and health (b).....	0	0	0	0	0	0	0	0	0	0	0	0
14. Credit A&H (group and individual).....	0	0	0	0	0	0	0	0	0	0	0	0
15.1 Collectively renewable A&H (b).....	0	0	0	0	0	0	0	0	0	0	0	0
15.2 Non-cancelable A&H (b).....	0	0	0	0	0	0	0	0	0	0	0	0
15.3 Guaranteed renewable A&H (b).....	0	0	0	0	0	0	0	0	0	0	0	0
15.4 Non-renewable for stated reasons only (b).....	0	0	0	0	0	0	0	0	0	0	0	0
15.5 Other accident only.....	0	0	0	0	0	0	0	0	0	0	0	0
15.6 Medicare Title XVIII exempt from state taxes or fees.....	0	0	0	0	0	0	0	0	0	0	0	0
15.7 All other A&H (b).....	196,031	195,376	0	16,382	45,825	44,567	21,821	0	0	0	0	3,921
15.8 Federal employees health benefits plan premium.....	0	0	0	0	0	0	0	0	0	0	0	0
16. Workers' compensation.....	0	0	0	0	0	0	0	0	0	0	0	0
17.1 Other liability-occurrence.....	171,540	155,852	0	88,724	0	117,028	188,751	0	707	1,143	20,155	3,568
17.2 Other liability-claims-made.....	0	0	0	0	0	0	0	0	0	0	0	0
17.3 Excess workers' compensation.....	0	0	0	0	0	0	0	0	0	0	0	0
18. Products liability.....	0	0	0	0	0	0	0	0	0	0	0	0
19.1 Private passenger auto no-fault (personal injury protection).....	164,769	162,886	0	70,028	160,348	144,976	35,591	0	(4,205)	9,441	18,110	4,194
19.2 Other private passenger auto liability.....	1,406,211	1,392,695	0	597,118	1,013,264	554,138	468,739	1,854	(45,848)	32,281	151,898	35,615
19.3 Commercial auto no-fault (personal injury protection).....	0	0	0	0	0	0	0	0	0	0	0	0
19.4 Other commercial auto liability.....	0	0	0	0	0	0	0	0	0	0	0	0
21.1 Private passenger auto physical damage.....	1,570,529	1,560,596	0	661,049	1,190,330	1,196,859	42,475	1,053	1,760	676	172,463	40,075
21.2 Commercial auto physical damage.....	0	0	0	0	0	0	0	0	0	0	0	0
22. Aircraft (all perils).....	0	0	0	0	0	0	0	0	0	0	0	0
23. Fidelity.....	0	0	0	0	0	0	0	0	0	0	0	0
24. Surety.....	0	0	0	0	0	0	0	0	0	0	0	0
26. Burglary and theft.....	0	0	0	0	0	0	0	0	0	0	0	0
27. Boiler and machinery.....	0	0	0	0	0	0	0	0	0	0	0	0
28. Credit.....	0	0	0	0	0	0	0	0	0	0	0	0
30. Warranty.....	0	0	0	0	0	0	0	0	0	0	0	0
34. Aggregate write-ins for other lines of business.....	0	0	0	0	0	0	0	0	0	0	0	0
35. TOTALS (a).....	14,347,651	13,822,221	0	7,080,965	9,155,497	9,204,876	1,972,678	17,475	(28,103)	78,178	1,491,963	418,142

DETAILS OF WRITE-INS

3401. MISCELLANEOUS.....	0	0	0	0	0	0	0	0	0	0	0	0
3402.	0	0	0	0	0	0	0	0	0	0	0	0
3403.	0	0	0	0	0	0	0	0	0	0	0	0
3498. Summary of remaining write-ins for Line 34 from overflow page.....	0	0	0	0	0	0	0	0	0	0	0	0
3499. TOTALS (Lines 3401 through 3403 plus 3498) (Line 34 above).....	0	0	0	0	0	0	0	0	0	0	0	0

(a) Finance and service charges not included in Lines 1 to 35 \$.....0.

(b) For health business on indicated lines report: Number of persons insured under PPO managed care products.....0 and number of persons insured under indemnity only products.....0.

EXHIBIT OF PREMIUMS AND LOSSES (Statutory Page 14)



NAIC Group Code....241 NAIC Company Code....26298

BUSINESS IN THE STATE OF KENTUCKY DURING THE YEAR

19.KY

Line of Business	Gross Premiums, Including Policy and Membership Fees, Less Return Premiums and Premiums on Policies not Taken		Dividends Paid or Credited to Policyholders on Direct Business	Direct Unearned Premium Reserves	Direct Losses Paid (deducting salvage)	Direct Losses Incurred	Direct Losses Unpaid	Direct Defense and Cost Containment Expense Paid	Direct Defense and Cost Containment Expense Incurred	Direct Defense and Cost Containment Expense Unpaid	Commissions and Brokerage Expenses	Taxes, Licenses and Fees
	1 Direct Premiums Written	2 Direct Premiums Earned										
1. Fire.....	0	0	0	0	0	0	0	0	0	0	0	0
2.1 Allied lines.....	0	0	0	0	0	0	0	0	0	0	0	0
2.2 Multiple peril crop.....	0	0	0	0	0	0	0	0	0	0	0	0
2.3 Federal flood.....	167,446	154,074	0	96,932	22,628	13,628	0	1,390	1,390	0	32,556	3,684
2.4 Private crop.....	0	0	0	0	0	0	0	0	0	0	0	0
2.5 Private flood.....	0	0	0	0	0	0	0	0	0	0	0	0
3. Farmowners multiple peril.....	0	0	0	0	0	0	0	0	0	0	0	0
4. Homeowners multiple peril.....	13,003,857	13,143,402	0	6,636,795	7,371,564	7,591,292	1,904,499	83,717	65,633	56,062	1,689,471	336,358
5.1 Commercial multiple peril (non-liability portion).....	0	0	0	0	0	0	0	0	0	0	0	0
5.2 Commercial multiple peril (liability portion).....	0	0	0	0	0	0	0	0	0	0	0	0
6. Mortgage guaranty.....	0	0	0	0	0	0	0	0	0	0	0	0
8. Ocean marine.....	0	0	0	0	0	0	0	0	0	0	0	0
9. Inland marine.....	419,846	418,447	0	210,662	122,069	131,964	92,058	0	(132)	1,872	57,603	10,944
10. Financial guaranty.....	0	0	0	0	0	0	0	0	0	0	0	0
11. Medical professional liability.....	0	0	0	0	0	0	0	0	0	0	0	0
12. Earthquake.....	481,731	487,649	0	242,409	0	(18,113)	16,557	0	(383)	283	69,080	12,577
13. Group accident and health (b).....	0	0	0	0	0	0	0	0	0	0	0	0
14. Credit A&H (group and individual).....	0	0	0	0	0	0	0	0	0	0	0	0
15.1 Collectively renewable A&H (b).....	0	0	0	0	0	0	0	0	0	0	0	0
15.2 Non-cancelable A&H (b).....	0	0	0	0	0	0	0	0	0	0	0	0
15.3 Guaranteed renewable A&H (b).....	0	0	0	0	0	0	0	0	0	0	0	0
15.4 Non-renewable for stated reasons only (b).....	0	0	0	0	0	0	0	0	0	0	0	0
15.5 Other accident only.....	0	0	0	0	0	0	0	0	0	0	0	0
15.6 Medicare Title XVIII exempt from state taxes or fees.....	0	0	0	0	0	0	0	0	0	0	0	0
15.7 All other A&H (b).....	0	0	0	0	0	0	0	0	0	0	0	0
15.8 Federal employees health benefits plan premium.....	0	0	0	0	0	0	0	0	0	0	0	0
16. Workers' compensation.....	0	0	0	0	0	0	0	0	0	0	0	0
17.1 Other liability-occurrence.....	861,010	852,388	0	431,883	0	60,206	542,083	0	272	3,309	110,405	21,475
17.2 Other liability-claims-made.....	0	0	0	0	0	0	0	0	0	0	0	0
17.3 Excess workers' compensation.....	0	0	0	0	0	0	0	0	0	0	0	0
18. Products liability.....	0	0	0	0	0	0	0	0	0	0	0	0
19.1 Private passenger auto no-fault (personal injury protection).....	1,100,301	1,133,026	0	472,260	497,791	575,032	8,725	1,172	21,849	2,281	135,761	27,067
19.2 Other private passenger auto liability.....	6,744,600	6,752,092	0	3,056,424	5,129,353	5,639,801	6,900,008	205,034	218,322	583,593	840,528	166,400
19.3 Commercial auto no-fault (personal injury protection).....	0	0	0	0	0	0	0	0	0	0	0	0
19.4 Other commercial auto liability.....	0	0	0	0	0	0	0	0	0	0	0	0
21.1 Private passenger auto physical damage.....	6,183,286	6,126,304	0	2,836,596	3,453,612	3,418,270	20,110	4,342	4,462	1,579	789,353	153,269
21.2 Commercial auto physical damage.....	0	0	0	0	0	0	0	0	0	0	0	0
22. Aircraft (all perils).....	0	0	0	0	0	0	0	0	0	0	0	0
23. Fidelity.....	0	0	0	0	0	0	0	0	0	0	0	0
24. Surety.....	0	0	0	0	0	0	0	0	0	0	0	0
26. Burglary and theft.....	0	0	0	0	0	0	0	0	0	0	0	0
27. Boiler and machinery.....	0	0	0	0	0	0	0	0	0	0	0	0
28. Credit.....	0	0	0	0	0	0	0	0	0	0	0	0
30. Warranty.....	0	0	0	0	0	0	0	0	0	0	0	0
34. Aggregate write-ins for other lines of business.....	0	0	0	0	0	0	0	0	0	0	0	0
35. TOTALS (a).....	28,962,077	29,067,382	0	13,983,961	16,597,017	17,412,080	9,484,040	295,655	311,413	648,979	3,724,757	731,774

DETAILS OF WRITE-INS

3401. MISCELLANEOUS.....	0	0	0	0	0	0	0	0	0	0	0	0
3402.	0	0	0	0	0	0	0	0	0	0	0	0
3403.	0	0	0	0	0	0	0	0	0	0	0	0
3498. Summary of remaining write-ins for Line 34 from overflow page.....	0	0	0	0	0	0	0	0	0	0	0	0
3499. TOTALS (Lines 3401 through 3403 plus 3498) (Line 34 above).....	0	0	0	0	0	0	0	0	0	0	0	0

(a) Finance and service charges not included in Lines 1 to 35 \$.....0.

(b) For health business on indicated lines report: Number of persons insured under PPO managed care products.....0 and number of persons insured under indemnity only products.....0.

EXHIBIT OF PREMIUMS AND LOSSES (Statutory Page 14)



NAIC Group Code....241 NAIC Company Code....26298

BUSINESS IN THE STATE OF LOUISIANA DURING THE YEAR

19.LA

Line of Business	Gross Premiums, Including Policy and Membership Fees, Less Return Premiums and Premiums on Policies not Taken		Dividends Paid or Credited to Policyholders on Direct Business	Direct Unearned Premium Reserves	Direct Losses Paid (deducting salvage)	Direct Losses Incurred	Direct Losses Unpaid	Direct Defense and Cost Containment Expense Paid	Direct Defense and Cost Containment Expense Incurred	Direct Defense and Cost Containment Expense Unpaid	Commissions and Brokerage Expenses	Taxes, Licenses and Fees
	1 Direct Premiums Written	2 Direct Premiums Earned										
1. Fire.....	0	0	0	0	0	0	0	0	0	0	0	0
2.1 Allied lines.....	0	0	0	0	0	0	0	0	0	0	0	0
2.2 Multiple peril crop.....	0	0	0	0	0	0	0	0	0	0	0	0
2.3 Federal flood.....	419,360	356,931	0	261,150	2,032,376	4,629,701	2,597,325	53,597	53,597	0	46,140	16,355
2.4 Private crop.....	0	0	0	0	0	0	0	0	0	0	0	0
2.5 Private flood.....	0	0	0	0	0	0	0	0	0	0	0	0
3. Farmowners multiple peril.....	0	0	0	0	0	0	0	0	0	0	0	0
4. Homeowners multiple peril.....	13,792,778	13,319,049	0	7,226,596	5,357,978	5,986,311	1,839,875	11,813	19,130	48,068	1,242,907	751,340
5.1 Commercial multiple peril (non-liability portion).....	0	0	0	0	0	0	0	0	0	0	0	0
5.2 Commercial multiple peril (liability portion).....	0	0	0	0	0	0	0	0	0	0	0	0
6. Mortgage guaranty.....	0	0	0	0	0	0	0	0	0	0	0	0
8. Ocean marine.....	0	0	0	0	0	0	0	0	0	0	0	0
9. Inland marine.....	270,340	254,903	0	137,038	136,360	133,843	8,295	0	(104)	232	30,105	15,545
10. Financial guaranty.....	0	0	0	0	0	0	0	0	0	0	0	0
11. Medical professional liability.....	0	0	0	0	0	0	0	0	0	0	0	0
12. Earthquake.....	6,075	5,910	0	2,928	0	(77)	212	0	(1)	0	718	339
13. Group accident and health (b).....	0	0	0	0	0	0	0	0	0	0	0	0
14. Credit A&H (group and individual).....	0	0	0	0	0	0	0	0	0	0	0	0
15.1 Collectively renewable A&H (b).....	0	0	0	0	0	0	0	0	0	0	0	0
15.2 Non-cancelable A&H (b).....	0	0	0	0	0	0	0	0	0	0	0	0
15.3 Guaranteed renewable A&H (b).....	0	0	0	0	0	0	0	0	0	0	0	0
15.4 Non-renewable for stated reasons only (b).....	0	0	0	0	0	0	0	0	0	0	0	0
15.5 Other accident only.....	0	0	0	0	0	0	0	0	0	0	0	0
15.6 Medicare Title XVIII exempt from state taxes or fees.....	0	0	0	0	0	0	0	0	0	0	0	0
15.7 All other A&H (b).....	0	0	0	0	0	0	0	0	0	0	0	0
15.8 Federal employees health benefits plan premium.....	0	0	0	0	0	0	0	0	0	0	0	0
16. Workers' compensation.....	0	0	0	0	0	0	0	0	0	0	0	0
17.1 Other liability-occurrence.....	569,381	499,126	0	301,699	232,500	(32,697)	1,970,560	3,832	1,748	12,091	70,079	18,918
17.2 Other liability-claims-made.....	0	0	0	0	0	0	0	0	0	0	0	0
17.3 Excess workers' compensation.....	0	0	0	0	0	0	0	0	0	0	0	0
18. Products liability.....	0	0	0	0	0	0	0	0	0	0	0	0
19.1 Private passenger auto no-fault (personal injury protection).....	0	0	0	0	0	0	0	0	0	0	0	0
19.2 Other private passenger auto liability.....	10,074,258	8,879,832	0	4,540,083	8,812,184	9,910,018	7,943,837	429,714	492,549	661,890	1,256,171	406,895
19.3 Commercial auto no-fault (personal injury protection).....	0	0	0	0	0	0	0	0	0	0	0	0
19.4 Other commercial auto liability.....	0	0	0	0	0	0	0	0	0	0	0	0
21.1 Private passenger auto physical damage.....	8,645,694	7,450,682	0	3,955,386	7,048,472	7,259,512	441,587	6,023	9,731	2,837	1,098,440	350,395
21.2 Commercial auto physical damage.....	0	0	0	0	0	0	0	0	0	0	0	0
22. Aircraft (all perils).....	0	0	0	0	0	0	0	0	0	0	0	0
23. Fidelity.....	0	0	0	0	0	0	0	0	0	0	0	0
24. Surety.....	0	0	0	0	0	0	0	0	0	0	0	0
26. Burglary and theft.....	0	0	0	0	0	0	0	0	0	0	0	0
27. Boiler and machinery.....	0	0	0	0	0	0	0	0	0	0	0	0
28. Credit.....	0	0	0	0	0	0	0	0	0	0	0	0
30. Warranty.....	0	0	0	0	0	0	0	0	0	0	0	0
34. Aggregate write-ins for other lines of business.....	0	0	0	0	0	0	0	0	0	0	0	0
35. TOTALS (a).....	33,777,886	30,766,433	0	16,424,880	23,619,870	27,886,611	14,801,691	504,979	576,650	725,118	3,744,560	1,559,787

DETAILS OF WRITE-INS

3401. MISCELLANEOUS.....	0	0	0	0	0	0	0	0	0	0	0	0
3402.	0	0	0	0	0	0	0	0	0	0	0	0
3403.	0	0	0	0	0	0	0	0	0	0	0	0
3498. Summary of remaining write-ins for Line 34 from overflow page.....	0	0	0	0	0	0	0	0	0	0	0	0
3499. TOTALS (Lines 3401 through 3403 plus 3498) (Line 34 above).....	0	0	0	0	0	0	0	0	0	0	0	0

(a) Finance and service charges not included in Lines 1 to 35 \$.....83,230.

(b) For health business on indicated lines report: Number of persons insured under PPO managed care products.....0 and number of persons insured under indemnity only products.....0.

EXHIBIT OF PREMIUMS AND LOSSES (Statutory Page 14)



NAIC Group Code....241 NAIC Company Code....26298

BUSINESS IN THE STATE OF MASSACHUSETTS DURING THE YEAR

Line of Business	Gross Premiums, Including Policy and Membership Fees, Less Return Premiums and Premiums on Policies not Taken		3 Dividends Paid or Credited to Policyholders on Direct Business	4 Direct Unearned Premium Reserves	5 Direct Losses Paid (deducting salvage)	6 Direct Losses Incurred	7 Direct Losses Unpaid	8 Direct Defense and Cost Containment Expense Paid	9 Direct Defense and Cost Containment Expense Incurred	10 Direct Defense and Cost Containment Expense Unpaid	11 Commissions and Brokerage Expenses	12 Taxes, Licenses and Fees
	1 Direct Premiums Written	2 Direct Premiums Earned										
1. Fire.....	5,154,121	5,004,657	0	2,609,761	2,369,189	1,683,942	1,391,495	334,767	312,381	184,300	1,112,482	113,391
2.1 Allied lines.....	0	0	0	0	0	(65)	0	0	(1)	0	0	0
2.2 Multiple peril crop.....	0	0	0	0	0	0	0	0	0	0	0	0
2.3 Federal flood.....	533,881	537,294	0	316,085	0	0	0	490	490	0	49,551	12,172
2.4 Private crop.....	0	0	0	0	0	0	0	0	0	0	0	0
2.5 Private flood.....	0	0	0	0	0	0	0	0	0	0	0	0
3. Farmowners multiple peril.....	0	0	0	0	0	0	0	0	0	0	0	0
4. Homeowners multiple peril.....	54,374,839	54,550,619	0	28,796,746	23,143,421	20,084,274	7,734,489	522,753	391,053	276,649	2,683,630	1,298,865
5.1 Commercial multiple peril (non-liability portion).....	0	0	0	0	0	0	0	0	0	0	0	0
5.2 Commercial multiple peril (liability portion).....	0	0	0	0	0	0	0	0	0	0	0	0
6. Mortgage guaranty.....	0	0	0	0	0	0	0	0	0	0	0	0
8. Ocean marine.....	0	0	0	0	0	0	0	0	0	0	0	0
9. Inland marine.....	1,833,986	1,829,754	0	959,975	477,789	684,228	341,582	13,735	29,492	20,353	90,529	52,950
10. Financial guaranty.....	0	0	0	0	0	0	0	0	0	0	0	0
11. Medical professional liability.....	0	0	0	0	0	0	0	0	0	0	0	0
12. Earthquake.....	166,048	167,270	0	86,586	0	(3,677)	7,623	0	(77)	134	8,083	4,301
13. Group accident and health (b).....	0	0	0	0	0	0	0	0	0	0	0	0
14. Credit A&H (group and individual).....	0	0	0	0	0	0	0	0	0	0	0	0
15.1 Collectively renewable A&H (b).....	0	0	0	0	0	0	0	0	0	0	0	0
15.2 Non-cancelable A&H (b).....	0	0	0	0	0	0	0	0	0	0	0	0
15.3 Guaranteed renewable A&H (b).....	0	0	0	0	0	0	0	0	0	0	0	0
15.4 Non-renewable for stated reasons only (b).....	0	0	0	0	0	0	0	0	0	0	0	0
15.5 Other accident only.....	0	0	0	0	0	0	0	0	0	0	0	0
15.6 Medicare Title XVIII exempt from state taxes or fees.....	0	0	0	0	0	0	0	0	0	0	0	0
15.7 All other A&H (b).....	2,697,254	2,679,867	0	224,846	966,138	978,342	284,481	0	0	0	0	61,497
15.8 Federal employees health benefits plan premium.....	0	0	0	0	0	0	0	0	0	0	0	0
16. Workers' compensation.....	0	0	0	0	0	0	0	0	0	0	0	0
17.1 Other liability-occurrence.....	2,934,368	2,932,277	0	1,420,588	2,615,000	2,530,215	3,492,233	0	(1,227)	21,455	127,232	59,101
17.2 Other liability-claims-made.....	0	0	0	0	0	0	0	0	0	0	0	0
17.3 Excess workers' compensation.....	0	0	0	0	0	0	0	0	0	0	0	0
18. Products liability.....	0	0	0	0	0	0	0	0	0	0	0	0
19.1 Private passenger auto no-fault (personal injury protection).....	9,556,951	9,428,479	0	4,816,171	4,882,532	4,070,390	(2,426,273)	1,849,655	1,638,560	(644,247)	665,799	232,215
19.2 Other private passenger auto liability.....	105,636,784	105,416,719	0	52,861,483	67,564,930	72,662,606	66,368,714	1,082,471	1,237,064	4,903,533	7,258,422	2,559,771
19.3 Commercial auto no-fault (personal injury protection).....	0	0	0	0	0	0	0	0	0	0	0	0
19.4 Other commercial auto liability.....	0	0	0	0	0	0	0	0	0	0	0	0
21.1 Private passenger auto physical damage.....	99,933,834	98,328,732	0	49,723,024	54,138,871	53,043,125	(4,128,688)	409,025	438,823	108,263	6,765,034	2,417,721
21.2 Commercial auto physical damage.....	0	0	0	0	0	0	0	0	0	0	0	0
22. Aircraft (all perils).....	0	0	0	0	0	0	0	0	0	0	0	0
23. Fidelity.....	0	0	0	0	0	0	0	0	0	0	0	0
24. Surety.....	0	0	0	0	0	0	0	0	0	0	0	0
26. Burglary and theft.....	0	0	0	0	0	0	0	0	0	0	0	0
27. Boiler and machinery.....	0	0	0	0	0	0	0	0	0	0	0	0
28. Credit.....	0	0	0	0	0	0	0	0	0	0	0	0
30. Warranty.....	0	0	0	0	0	0	0	0	0	0	0	0
34. Aggregate write-ins for other lines of business.....	0	0	0	0	0	0	0	0	0	0	0	0
35. TOTALS (a).....	282,822,066	280,875,668	0	141,815,265	156,157,870	155,733,380	73,065,656	4,212,896	4,046,558	4,870,440	18,760,762	6,811,984

DETAILS OF WRITE-INS

3401. MISCELLANEOUS.....	0	0	0	0	0	0	0	0	0	0	0	0
3402.	0	0	0	0	0	0	0	0	0	0	0	0
3403.	0	0	0	0	0	0	0	0	0	0	0	0
3498. Summary of remaining write-ins for Line 34 from overflow page.....	0	0	0	0	0	0	0	0	0	0	0	0
3499. TOTALS (Lines 3401 through 3403 plus 3498) (Line 34 above).....	0	0	0	0	0	0	0	0	0	0	0	0

(a) Finance and service charges not included in Lines 1 to 35 \$.....719,900.

(b) For health business on indicated lines report: Number of persons insured under PPO managed care products.....0 and number of persons insured under indemnity only products.....0.

19.MA

EXHIBIT OF PREMIUMS AND LOSSES (Statutory Page 14)



NAIC Group Code....241 NAIC Company Code....26298

BUSINESS IN THE STATE OF MARYLAND DURING THE YEAR

Line of Business	Gross Premiums, Including Policy and Membership Fees, Less Return Premiums and Premiums on Policies not Taken		3 Dividends Paid or Credited to Policyholders on Direct Business	4 Direct Unearned Premium Reserves	5 Direct Losses Paid (deducting salvage)	6 Direct Losses Incurred	7 Direct Losses Unpaid	8 Direct Defense and Cost Containment Expense Paid	9 Direct Defense and Cost Containment Expense Incurred	10 Direct Defense and Cost Containment Expense Unpaid	11 Commissions and Brokerage Expenses	12 Taxes, Licenses and Fees
	1 Direct Premiums Written	2 Direct Premiums Earned										
1. Fire.....	0	0	0	0	0	0	0	0	0	0	0	0
2.1 Allied lines.....	0	0	0	0	0	0	0	0	0	0	0	0
2.2 Multiple peril crop.....	0	0	0	0	0	0	0	0	0	0	0	0
2.3 Federal flood.....	100,822	105,136	0	58,304	0	0	0	0	0	0	16,146	2,016
2.4 Private crop.....	0	0	0	0	0	0	0	0	0	0	0	0
2.5 Private flood.....	0	0	0	0	0	0	0	0	0	0	0	0
3. Farmowners multiple peril.....	0	0	0	0	0	0	0	0	0	0	0	0
4. Homeowners multiple peril.....	6,569,658	6,705,186	0	3,407,044	3,158,206	3,095,352	1,077,190	18,077	8,641	31,351	407,375	153,246
5.1 Commercial multiple peril (non-liability portion).....	24,501	20,021	0	13,939	0	11,225	12,802	0	467	533	5,202	1,239
5.2 Commercial multiple peril (liability portion).....	24,383	22,325	0	12,705	0	11,415	12,367	0	2,854	3,092	5,845	1,409
6. Mortgage guaranty.....	0	0	0	0	0	0	0	0	0	0	0	0
8. Ocean marine.....	0	0	0	0	0	0	0	0	0	0	0	0
9. Inland marine.....	106,262	111,559	0	52,883	39,827	28,166	5,400	5,806	5,556	139	6,431	2,780
10. Financial guaranty.....	0	0	0	0	0	0	0	0	0	0	0	0
11. Medical professional liability.....	0	0	0	0	0	0	0	0	0	0	0	0
12. Earthquake.....	3,932	4,191	0	1,927	0	(44)	203	0	(2)	0	373	91
13. Group accident and health (b).....	0	0	0	0	0	0	0	0	0	0	0	0
14. Credit A&H (group and individual).....	0	0	0	0	0	0	0	0	0	0	0	0
15.1 Collectively renewable A&H (b).....	0	0	0	0	0	0	0	0	0	0	0	0
15.2 Non-cancelable A&H (b).....	0	0	0	0	0	0	0	0	0	0	0	0
15.3 Guaranteed renewable A&H (b).....	0	0	0	0	0	0	0	0	0	0	0	0
15.4 Non-renewable for stated reasons only (b).....	0	0	0	0	0	0	0	0	0	0	0	0
15.5 Other accident only.....	0	0	0	0	0	0	0	0	0	0	0	0
15.6 Medicare Title XVIII exempt from state taxes or fees.....	0	0	0	0	0	0	0	0	0	0	0	0
15.7 All other A&H (b).....	0	0	0	0	0	0	0	0	0	0	0	0
15.8 Federal employees health benefits plan premium.....	0	0	0	0	0	0	0	0	0	0	0	0
16. Workers' compensation.....	0	0	0	0	0	0	0	0	0	0	0	0
17.1 Other liability-occurrence.....	218,673	218,320	0	109,376	500,000	(488,757)	137,963	0	(6,304)	832	10,430	4,424
17.2 Other liability-claims-made.....	0	0	0	0	0	0	0	0	0	0	0	0
17.3 Excess workers' compensation.....	0	0	0	0	0	0	0	0	0	0	0	0
18. Products liability.....	0	0	0	0	0	0	0	0	0	0	0	0
19.1 Private passenger auto no-fault (personal injury protection).....	9,278	9,737	0	1,724	173	(51)	538	0	(65)	138	(25)	197
19.2 Other private passenger auto liability.....	74,119	78,990	0	14,176	4,594	6,092	8,920	0	148	630	453	1,581
19.3 Commercial auto no-fault (personal injury protection).....	0	0	0	0	0	0	0	0	0	0	0	0
19.4 Other commercial auto liability.....	0	0	0	0	0	0	0	0	0	0	0	0
21.1 Private passenger auto physical damage.....	65,430	68,323	0	12,905	398	1,241	(41)	109	24	8	(107)	1,388
21.2 Commercial auto physical damage.....	0	0	0	0	0	0	0	0	0	0	0	0
22. Aircraft (all perils).....	0	0	0	0	0	0	0	0	0	0	0	0
23. Fidelity.....	0	0	0	0	0	0	0	0	0	0	0	0
24. Surety.....	0	0	0	0	0	0	0	0	0	0	0	0
26. Burglary and theft.....	0	0	0	0	0	0	0	0	0	0	0	0
27. Boiler and machinery.....	0	0	0	0	0	0	0	0	0	0	0	0
28. Credit.....	0	0	0	0	0	0	0	0	0	0	0	0
30. Warranty.....	0	0	0	0	0	0	0	0	0	0	0	0
34. Aggregate write-ins for other lines of business.....	0	0	0	0	0	0	0	0	0	0	0	0
35. TOTALS (a).....	7,197,058	7,343,788	0	3,684,983	3,703,198	2,664,639	1,255,342	23,992	11,319	36,723	452,123	168,371

DETAILS OF WRITE-INS

3401. MISCELLANEOUS.....	0	0	0	0	0	0	0	0	0	0	0	0
3402.	0	0	0	0	0	0	0	0	0	0	0	0
3403.	0	0	0	0	0	0	0	0	0	0	0	0
3498. Summary of remaining write-ins for Line 34 from overflow page.....	0	0	0	0	0	0	0	0	0	0	0	0
3499. TOTALS (Lines 3401 through 3403 plus 3498) (Line 34 above).....	0	0	0	0	0	0	0	0	0	0	0	0

(a) Finance and service charges not included in Lines 1 to 35 \$.....8,036.

(b) For health business on indicated lines report: Number of persons insured under PPO managed care products.....0 and number of persons insured under indemnity only products.....0.

19.MD

EXHIBIT OF PREMIUMS AND LOSSES (Statutory Page 14)



NAIC Group Code....241 NAIC Company Code....26298

BUSINESS IN THE STATE OF MAINE DURING THE YEAR

Line of Business	Gross Premiums, Including Policy and Membership Fees, Less Return Premiums and Premiums on Policies not Taken		3 Dividends Paid or Credited to Policyholders on Direct Business	4 Direct Unearned Premium Reserves	5 Direct Losses Paid (deducting salvage)	6 Direct Losses Incurred	7 Direct Losses Unpaid	8 Direct Defense and Cost Containment Expense Paid	9 Direct Defense and Cost Containment Expense Incurred	10 Direct Defense and Cost Containment Expense Unpaid	11 Commissions and Brokerage Expenses	12 Taxes, Licenses and Fees
	1 Direct Premiums Written	2 Direct Premiums Earned										
1. Fire.....	0	0	0	0	0	0	0	0	0	0	0	0
2.1 Allied lines.....	0	0	0	0	0	0	0	0	0	0	0	0
2.2 Multiple peril crop.....	0	0	0	0	0	0	0	0	0	0	0	0
2.3 Federal flood.....	115,742	115,738	0	68,823	0	0	0	0	0	0	22,711	2,662
2.4 Private crop.....	0	0	0	0	0	0	0	0	0	0	0	0
2.5 Private flood.....	0	0	0	0	0	0	0	0	0	0	0	0
3. Farmowners multiple peril.....	0	0	0	0	0	0	0	0	0	0	0	0
4. Homeowners multiple peril.....	13,253,780	12,802,606	0	7,005,237	4,202,734	3,771,027	1,595,555	24,836	3,943	49,527	1,176,231	403,645
5.1 Commercial multiple peril (non-liability portion).....	0	0	0	0	0	0	0	0	0	0	0	0
5.2 Commercial multiple peril (liability portion).....	0	0	0	0	0	0	0	0	0	0	0	0
6. Mortgage guaranty.....	0	0	0	0	0	0	0	0	0	0	0	0
8. Ocean marine.....	0	0	0	0	0	0	0	0	0	0	0	0
9. Inland marine.....	297,340	289,714	0	143,951	70,456	61,484	13,848	0	(274)	312	20,394	7,365
10. Financial guaranty.....	0	0	0	0	0	0	0	0	0	0	0	0
11. Medical professional liability.....	0	0	0	0	0	0	0	0	0	0	0	0
12. Earthquake.....	16,232	15,202	0	8,658	0	(231)	559	0	(4)	3	1,694	508
13. Group accident and health (b).....	0	0	0	0	0	0	0	0	0	0	0	0
14. Credit A&H (group and individual).....	0	0	0	0	0	0	0	0	0	0	0	0
15.1 Collectively renewable A&H (b).....	0	0	0	0	0	0	0	0	0	0	0	0
15.2 Non-cancelable A&H (b).....	0	0	0	0	0	0	0	0	0	0	0	0
15.3 Guaranteed renewable A&H (b).....	0	0	0	0	0	0	0	0	0	0	0	0
15.4 Non-renewable for stated reasons only (b).....	0	0	0	0	0	0	0	0	0	0	0	0
15.5 Other accident only.....	0	0	0	0	0	0	0	0	0	0	0	0
15.6 Medicare Title XVIII exempt from state taxes or fees.....	0	0	0	0	0	0	0	0	0	0	0	0
15.7 All other A&H (b).....	0	0	0	0	0	0	0	0	0	0	0	0
15.8 Federal employees health benefits plan premium.....	0	0	0	0	0	0	0	0	0	0	0	0
16. Workers' compensation.....	0	0	0	0	0	0	0	0	0	0	0	0
17.1 Other liability-occurrence.....	366,795	358,748	0	185,746	0	22,851	217,836	0	93	1,318	28,286	4,220
17.2 Other liability-claims-made.....	0	0	0	0	0	0	0	0	0	0	0	0
17.3 Excess workers' compensation.....	0	0	0	0	0	0	0	0	0	0	0	0
18. Products liability.....	0	0	0	0	0	0	0	0	0	0	0	0
19.1 Private passenger auto no-fault (personal injury protection).....	0	0	0	0	0	0	0	0	0	0	0	0
19.2 Other private passenger auto liability.....	6,848,885	6,680,249	0	3,279,505	3,897,036	3,723,752	4,233,802	65,790	40,531	346,740	621,149	161,768
19.3 Commercial auto no-fault (personal injury protection).....	0	0	0	0	0	0	0	0	0	0	0	0
19.4 Other commercial auto liability.....	0	0	0	0	0	0	0	0	0	0	0	0
21.1 Private passenger auto physical damage.....	7,029,607	6,700,910	0	3,365,079	3,389,600	3,358,755	(12,834)	6,415	7,612	2,932	634,711	165,998
21.2 Commercial auto physical damage.....	0	0	0	0	0	0	0	0	0	0	0	0
22. Aircraft (all perils).....	0	0	0	0	0	0	0	0	0	0	0	0
23. Fidelity.....	0	0	0	0	0	0	0	0	0	0	0	0
24. Surety.....	0	0	0	0	0	0	0	0	0	0	0	0
26. Burglary and theft.....	0	0	0	0	0	0	0	0	0	0	0	0
27. Boiler and machinery.....	0	0	0	0	0	0	0	0	0	0	0	0
28. Credit.....	0	0	0	0	0	0	0	0	0	0	0	0
30. Warranty.....	0	0	0	0	0	0	0	0	0	0	0	0
34. Aggregate write-ins for other lines of business.....	0	0	0	0	0	0	0	0	0	0	0	0
35. TOTALS (a).....	27,928,381	26,963,167	0	14,056,999	11,559,826	10,937,638	6,048,766	97,041	51,901	400,832	2,505,176	746,166

DETAILS OF WRITE-INS

3401. MISCELLANEOUS.....	0	0	0	0	0	0	0	0	0	0	0	0
3402.	0	0	0	0	0	0	0	0	0	0	0	0
3403.	0	0	0	0	0	0	0	0	0	0	0	0
3498. Summary of remaining write-ins for Line 34 from overflow page.....	0	0	0	0	0	0	0	0	0	0	0	0
3499. TOTALS (Lines 3401 through 3403 plus 3498) (Line 34 above).....	0	0	0	0	0	0	0	0	0	0	0	0

(a) Finance and service charges not included in Lines 1 to 35 \$.....127,509.

(b) For health business on indicated lines report: Number of persons insured under PPO managed care products.....0 and number of persons insured under indemnity only products.....0.

19.ME

EXHIBIT OF PREMIUMS AND LOSSES (Statutory Page 14)



NAIC Group Code....241 NAIC Company Code....26298

BUSINESS IN THE STATE OF MICHIGAN DURING THE YEAR

19 MI

Line of Business	Gross Premiums, Including Policy and Membership Fees, Less Return Premiums and Premiums on Policies not Taken		3 Dividends Paid or Credited to Policyholders on Direct Business	4 Direct Unearned Premium Reserves	5 Direct Losses Paid (deducting salvage)	6 Direct Losses Incurred	7 Direct Losses Unpaid	8 Direct Defense and Cost Containment Expense Paid	9 Direct Defense and Cost Containment Expense Incurred	10 Direct Defense and Cost Containment Expense Unpaid	11 Commissions and Brokerage Expenses	12 Taxes, Licenses and Fees
	1 Direct Premiums Written	2 Direct Premiums Earned										
1. Fire.....	0	0	0	0	0	0	0	0	0	0	0	0
2.1 Allied lines.....	0	0	0	0	0	0	0	0	0	0	0	0
2.2 Multiple peril crop.....	0	0	0	0	0	0	0	0	0	0	0	0
2.3 Federal flood.....	31,282	25,930	0	15,244	0	0	0	0	0	0	4,051	907
2.4 Private crop.....	0	0	0	0	0	0	0	0	0	0	0	0
2.5 Private flood.....	0	0	0	0	0	0	0	0	0	0	0	0
3. Farmowners multiple peril.....	0	0	0	0	0	0	0	0	0	0	0	0
4. Homeowners multiple peril.....	2,304,718	2,334,641	0	1,185,342	1,123,546	939,101	268,282	21,639	18,239	12,450	77,172	64,370
5.1 Commercial multiple peril (non-liability portion).....	86,143	61,013	0	37,632	0	35,316	39,166	0	1,472	1,632	16,352	1,915
5.2 Commercial multiple peril (liability portion).....	19,503	15,412	0	7,608	0	8,070	8,889	0	2,017	2,222	3,948	431
6. Mortgage guaranty.....	0	0	0	0	0	0	0	0	0	0	0	0
8. Ocean marine.....	0	0	0	0	0	0	0	0	0	0	0	0
9. Inland marine.....	91,851	91,856	0	43,850	65,121	(7,131)	4,517	202,354	195,836	114	5,194	1,999
10. Financial guaranty.....	0	0	0	0	0	0	0	0	0	0	0	0
11. Medical professional liability.....	0	0	0	0	0	0	0	0	0	0	0	0
12. Earthquake.....	684	696	0	297	0	(8)	36	0	0	0	38	20
13. Group accident and health (b).....	0	0	0	0	0	0	0	0	0	0	0	0
14. Credit A&H (group and individual).....	0	0	0	0	0	0	0	0	0	0	0	0
15.1 Collectively renewable A&H (b).....	0	0	0	0	0	0	0	0	0	0	0	0
15.2 Non-cancelable A&H (b).....	0	0	0	0	0	0	0	0	0	0	0	0
15.3 Guaranteed renewable A&H (b).....	0	0	0	0	0	0	0	0	0	0	0	0
15.4 Non-renewable for stated reasons only (b).....	0	0	0	0	0	0	0	0	0	0	0	0
15.5 Other accident only.....	0	0	0	0	0	0	0	0	0	0	0	0
15.6 Medicare Title XVIII exempt from state taxes or fees.....	0	0	0	0	0	0	0	0	0	0	0	0
15.7 All other A&H (b).....	0	0	0	0	0	0	0	0	0	0	0	0
15.8 Federal employees health benefits plan premium.....	0	0	0	0	0	0	0	0	0	0	0	0
16. Workers' compensation.....	0	0	0	0	0	0	0	0	0	0	0	0
17.1 Other liability-occurrence.....	473,554	473,219	0	239,441	1,450,000	1,268,367	1,281,660	0	(1,409)	7,867	61,556	7,815
17.2 Other liability-claims-made.....	0	0	0	0	0	0	0	0	0	0	0	0
17.3 Excess workers' compensation.....	0	0	0	0	0	0	0	0	0	0	0	0
18. Products liability.....	0	0	0	0	0	0	0	0	0	0	0	0
19.1 Private passenger auto no-fault (personal injury protection).....	217,745	221,598	0	51,352	1,011,828	(34,362)	8,509,732	1,857	(302,830)	2,259,481	50,587	4,637
19.2 Other private passenger auto liability.....	46,680	47,105	0	13,423	32,787	(61,778)	8,327	5,065	(3,955)	499	9,916	965
19.3 Commercial auto no-fault (personal injury protection).....	0	0	0	0	0	0	0	0	0	0	0	0
19.4 Other commercial auto liability.....	0	0	0	0	0	0	0	0	0	0	0	0
21.1 Private passenger auto physical damage.....	162,477	159,489	0	48,516	46,350	55,049	9,623	0	(85)	(82)	34,533	3,408
21.2 Commercial auto physical damage.....	0	0	0	0	0	0	0	0	0	0	0	0
22. Aircraft (all perils).....	0	0	0	0	0	0	0	0	0	0	0	0
23. Fidelity.....	0	0	0	0	0	0	0	0	0	0	0	0
24. Surety.....	0	0	0	0	0	0	0	0	0	0	0	0
26. Burglary and theft.....	0	0	0	0	0	0	0	0	0	0	0	0
27. Boiler and machinery.....	0	0	0	0	0	0	0	0	0	0	0	0
28. Credit.....	0	0	0	0	0	0	0	0	0	0	0	0
30. Warranty.....	0	0	0	0	0	0	0	0	0	0	0	0
34. Aggregate write-ins for other lines of business.....	0	0	0	0	0	0	0	0	0	0	0	0
35. TOTALS (a).....	3,434,637	3,430,959	0	1,642,705	3,729,632	2,202,624	10,130,232	230,915	(90,715)	2,284,183	263,347	86,467

DETAILS OF WRITE-INS

3401. MISCELLANEOUS.....	0	0	0	0	0	0	0	0	0	0	0	0
3402.	0	0	0	0	0	0	0	0	0	0	0	0
3403.	0	0	0	0	0	0	0	0	0	0	0	0
3498. Summary of remaining write-ins for Line 34 from overflow page.....	0	0	0	0	0	0	0	0	0	0	0	0
3499. TOTALS (Lines 3401 through 3403 plus 3498) (Line 34 above).....	0	0	0	0	0	0	0	0	0	0	0	0

(a) Finance and service charges not included in Lines 1 to 35 \$.....14,393.

(b) For health business on indicated lines report: Number of persons insured under PPO managed care products.....0 and number of persons insured under indemnity only products.....0.

EXHIBIT OF PREMIUMS AND LOSSES (Statutory Page 14)



NAIC Group Code....241 NAIC Company Code....26298

BUSINESS IN THE STATE OF MINNESOTA DURING THE YEAR

19.NM

Line of Business	Gross Premiums, Including Policy and Membership Fees, Less Return Premiums and Premiums on Policies not Taken		3 Dividends Paid or Credited to Policyholders on Direct Business	4 Direct Unearned Premium Reserves	5 Direct Losses Paid (deducting salvage)	6 Direct Losses Incurred	7 Direct Losses Unpaid	8 Direct Defense and Cost Containment Expense Paid	9 Direct Defense and Cost Containment Expense Incurred	10 Direct Defense and Cost Containment Expense Unpaid	11 Commissions and Brokerage Expenses	12 Taxes, Licenses and Fees
	1 Direct Premiums Written	2 Direct Premiums Earned										
1. Fire.....	0	0	0	0	0	0	0	0	0	0	0	0
2.1 Allied lines.....	0	0	0	0	0	0	0	0	0	0	0	0
2.2 Multiple peril crop.....	0	0	0	0	0	0	0	0	0	0	0	0
2.3 Federal flood.....	77,652	71,290	0	41,240	0	2,422	2,422	0	0	0	13,106	1,553
2.4 Private crop.....	0	0	0	0	0	0	0	0	0	0	0	0
2.5 Private flood.....	0	0	0	0	0	0	0	0	0	0	0	0
3. Farmowners multiple peril.....	0	0	0	0	0	0	0	0	0	0	0	0
4. Homeowners multiple peril.....	22,601,285	22,612,619	0	12,055,277	7,592,554	8,115,302	2,551,872	56,532	50,251	95,799	1,861,717	545,368
5.1 Commercial multiple peril (non-liability portion).....	80,783	68,240	0	41,450	0	24,222	31,676	0	1,009	1,320	15,894	2,289
5.2 Commercial multiple peril (liability portion).....	107,803	71,667	0	59,179	13,957	38,679	28,865	0	(70)	966	21,192	3,070
6. Mortgage guaranty.....	0	0	0	0	0	0	0	0	0	0	0	0
8. Ocean marine.....	0	0	0	0	0	0	0	0	0	0	0	0
9. Inland marine.....	614,568	621,025	0	297,531	249,984	163,669	46,562	4,839	(2,670)	1,317	49,958	13,382
10. Financial guaranty.....	0	0	0	0	0	0	0	0	0	0	0	0
11. Medical professional liability.....	0	0	0	0	0	0	0	0	0	0	0	0
12. Earthquake.....	1,071	1,187	0	540	0	(28)	70	0	0	0	107	27
13. Group accident and health (b).....	0	0	0	0	0	0	0	0	0	0	0	0
14. Credit A&H (group and individual).....	0	0	0	0	0	0	0	0	0	0	0	0
15.1 Collectively renewable A&H (b).....	0	0	0	0	0	0	0	0	0	0	0	0
15.2 Non-cancelable A&H (b).....	0	0	0	0	0	0	0	0	0	0	0	0
15.3 Guaranteed renewable A&H (b).....	0	0	0	0	0	0	0	0	0	0	0	0
15.4 Non-renewable for stated reasons only (b).....	0	0	0	0	0	0	0	0	0	0	0	0
15.5 Other accident only.....	0	0	0	0	0	0	0	0	0	0	0	0
15.6 Medicare Title XVIII exempt from state taxes or fees.....	0	0	0	0	0	0	0	0	0	0	0	0
15.7 All other A&H (b).....	0	0	0	0	0	0	0	0	0	0	0	0
15.8 Federal employees health benefits plan premium.....	0	0	0	0	0	0	0	0	0	0	0	0
16. Workers' compensation.....	0	0	0	0	0	0	0	0	0	0	0	0
17.1 Other liability-occurrence.....	782,637	785,007	0	404,055	0	(163,404)	514,178	0	(1,156)	3,133	67,673	12,833
17.2 Other liability-claims-made.....	0	0	0	0	0	0	0	0	0	0	0	0
17.3 Excess workers' compensation.....	0	0	0	0	0	0	0	0	0	0	0	0
18. Products liability.....	0	0	0	0	0	0	0	0	0	0	0	0
19.1 Private passenger auto no-fault (personal injury protection).....	1,538,466	1,571,532	0	696,244	803,904	939,643	648,504	13,408	48,006	172,176	171,471	38,665
19.2 Other private passenger auto liability.....	4,079,136	4,083,582	0	1,843,325	3,023,782	2,309,958	3,791,167	111,677	32,127	318,056	451,868	102,435
19.3 Commercial auto no-fault (personal injury protection).....	4,444	784	0	3,660	0	507	507	0	121	121	748	92
19.4 Other commercial auto liability.....	34,073	5,855	0	28,218	0	10,817	10,817	0	366	366	5,689	703
21.1 Private passenger auto physical damage.....	6,122,617	6,041,267	0	2,799,310	3,110,069	3,192,701	13,073	6,755	6,692	2,466	692,338	154,629
21.2 Commercial auto physical damage.....	16,245	4,112	0	12,133	8,034	48,631	40,597	0	8	8	2,698	335
22. Aircraft (all perils).....	0	0	0	0	0	0	0	0	0	0	0	0
23. Fidelity.....	0	0	0	0	0	0	0	0	0	0	0	0
24. Surety.....	0	0	0	0	0	0	0	0	0	0	0	0
26. Burglary and theft.....	0	0	0	0	0	0	0	0	0	0	0	0
27. Boiler and machinery.....	0	0	0	0	0	0	0	0	0	0	0	0
28. Credit.....	0	0	0	0	0	0	0	0	0	0	0	0
30. Warranty.....	0	0	0	0	0	0	0	0	0	0	0	0
34. Aggregate write-ins for other lines of business.....	0	0	0	0	0	0	0	0	0	0	0	0
35. TOTALS (a).....	36,060,780	35,938,167	0	18,282,162	14,802,284	14,683,119	7,680,310	193,211	134,684	595,728	3,354,459	875,381

DETAILS OF WRITE-INS

3401. MISCELLANEOUS.....	0	0	0	0	0	0	0	0	0	0	0	0
3402.	0	0	0	0	0	0	0	0	0	0	0	0
3403.	0	0	0	0	0	0	0	0	0	0	0	0
3498. Summary of remaining write-ins for Line 34 from overflow page.....	0	0	0	0	0	0	0	0	0	0	0	0
3499. TOTALS (Lines 3401 through 3403 plus 3498) (Line 34 above).....	0	0	0	0	0	0	0	0	0	0	0	0

(a) Finance and service charges not included in Lines 1 to 35 \$.....90,685.

(b) For health business on indicated lines report: Number of persons insured under PPO managed care products.....0 and number of persons insured under indemnity only products.....0.

EXHIBIT OF PREMIUMS AND LOSSES (Statutory Page 14)



NAIC Group Code....241 NAIC Company Code....26298

BUSINESS IN THE STATE OF MISSOURI DURING THE YEAR

19.MO

Line of Business	Gross Premiums, Including Policy and Membership Fees, Less Return Premiums and Premiums on Policies not Taken		3 Dividends Paid or Credited to Policyholders on Direct Business	4 Direct Unearned Premium Reserves	5 Direct Losses Paid (deducting salvage)	6 Direct Losses Incurred	7 Direct Losses Unpaid	8 Direct Defense and Cost Containment Expense Paid	9 Direct Defense and Cost Containment Expense Incurred	10 Direct Defense and Cost Containment Expense Unpaid	11 Commissions and Brokerage Expenses	12 Taxes, Licenses and Fees
	1 Direct Premiums Written	2 Direct Premiums Earned										
1. Fire.....	0	0	0	0	0	(1)	0	0	0	0	0	0
2.1 Allied lines.....	0	0	0	0	0	0	0	0	0	0	0	0
2.2 Multiple peril crop.....	0	0	0	0	0	0	0	0	0	0	0	0
2.3 Federal flood.....	31,634	37,224	0	15,246	621,173	621,173	0	18,635	18,635	0	5,128	696
2.4 Private crop.....	0	0	0	0	0	0	0	0	0	0	0	0
2.5 Private flood.....	0	0	0	0	0	0	0	0	0	0	0	0
3. Farmowners multiple peril.....	0	0	0	0	0	0	0	0	0	0	0	0
4. Homeowners multiple peril.....	5,618,256	5,904,908	0	2,984,593	3,747,707	3,675,097	1,068,893	47,301	70,043	63,283	503,067	150,907
5.1 Commercial multiple peril (non-liability portion).....	50,993	22,151	0	29,732	0	13,683	13,707	0	570	571	8,271	1,219
5.2 Commercial multiple peril (liability portion).....	25,518	13,784	0	13,225	0	6,975	7,016	0	1,681	1,691	4,183	599
6. Mortgage guaranty.....	0	0	0	0	0	0	0	0	0	0	0	0
8. Ocean marine.....	0	0	0	0	0	0	0	0	0	0	0	0
9. Inland marine.....	109,188	117,416	0	57,065	22,836	30,645	16,700	(4,703)	(4,611)	326	10,070	2,991
10. Financial guaranty.....	0	0	0	0	0	0	0	0	0	0	0	0
11. Medical professional liability.....	0	0	0	0	0	0	0	0	0	0	0	0
12. Earthquake.....	147,656	157,810	0	80,490	0	(5,987)	8,139	0	(120)	112	12,473	4,047
13. Group accident and health (b).....	0	0	0	0	0	0	0	0	0	0	0	0
14. Credit A&H (group and individual).....	0	0	0	0	0	0	0	0	0	0	0	0
15.1 Collectively renewable A&H (b).....	0	0	0	0	0	0	0	0	0	0	0	0
15.2 Non-cancelable A&H (b).....	0	0	0	0	0	0	0	0	0	0	0	0
15.3 Guaranteed renewable A&H (b).....	0	0	0	0	0	0	0	0	0	0	0	0
15.4 Non-renewable for stated reasons only (b).....	0	0	0	0	0	0	0	0	0	0	0	0
15.5 Other accident only.....	0	0	0	0	0	0	0	0	0	0	0	0
15.6 Medicare Title XVIII exempt from state taxes or fees.....	0	0	0	0	0	0	0	0	0	0	0	0
15.7 All other A&H (b).....	0	0	0	0	0	0	0	0	0	0	0	0
15.8 Federal employees health benefits plan premium.....	0	0	0	0	0	0	0	0	0	0	0	0
16. Workers' compensation.....	0	0	0	0	0	0	0	0	0	0	0	0
17.1 Other liability-occurrence.....	163,565	165,133	0	85,344	2,000,000	2,017,497	123,379	17,339	17,434	746	13,658	4,044
17.2 Other liability-claims-made.....	0	0	0	0	0	0	0	0	0	0	0	0
17.3 Excess workers' compensation.....	0	0	0	0	0	0	0	0	0	0	0	0
18. Products liability.....	0	0	0	0	0	0	0	0	0	0	0	0
19.1 Private passenger auto no-fault (personal injury protection).....	0	0	0	0	0	0	0	0	0	0	0	0
19.2 Other private passenger auto liability.....	1,820,560	1,757,374	0	813,655	920,555	706,540	1,428,902	16,853	(15,903)	112,979	176,009	49,898
19.3 Commercial auto no-fault (personal injury protection).....	0	0	0	0	0	0	0	0	0	0	0	0
19.4 Other commercial auto liability.....	0	0	0	0	0	0	0	0	0	0	0	0
21.1 Private passenger auto physical damage.....	1,633,168	1,581,225	0	723,670	940,568	992,859	35,299	2,726	2,624	425	162,518	44,975
21.2 Commercial auto physical damage.....	0	0	0	0	0	0	0	0	0	0	0	0
22. Aircraft (all perils).....	0	0	0	0	0	0	0	0	0	0	0	0
23. Fidelity.....	0	0	0	0	0	0	0	0	0	0	0	0
24. Surety.....	0	0	0	0	0	0	0	0	0	0	0	0
26. Burglary and theft.....	0	0	0	0	0	0	0	0	0	0	0	0
27. Boiler and machinery.....	0	0	0	0	0	0	0	0	0	0	0	0
28. Credit.....	0	0	0	0	0	0	0	0	0	0	0	0
30. Warranty.....	0	0	0	0	0	0	0	0	0	0	0	0
34. Aggregate write-ins for other lines of business.....	0	0	0	0	0	0	0	0	0	0	0	0
35. TOTALS (a).....	9,600,538	9,757,025	0	4,803,020	8,252,839	8,058,481	2,702,035	98,151	90,353	180,133	895,377	259,376

DETAILS OF WRITE-INS

3401. MISCELLANEOUS.....	0	0	0	0	0	0	0	0	0	0	0	0
3402.	0	0	0	0	0	0	0	0	0	0	0	0
3403.	0	0	0	0	0	0	0	0	0	0	0	0
3498. Summary of remaining write-ins for Line 34 from overflow page.....	0	0	0	0	0	0	0	0	0	0	0	0
3499. TOTALS (Lines 3401 through 3403 plus 3498) (Line 34 above).....	0	0	0	0	0	0	0	0	0	0	0	0

(a) Finance and service charges not included in Lines 1 to 35 \$.....1,300.

(b) For health business on indicated lines report: Number of persons insured under PPO managed care products.....0 and number of persons insured under indemnity only products.....0.

EXHIBIT OF PREMIUMS AND LOSSES (Statutory Page 14)



NAIC Group Code....241 NAIC Company Code....26298

BUSINESS IN THE STATE OF MISSISSIPPI DURING THE YEAR

Line of Business	Gross Premiums, Including Policy and Membership Fees, Less Return Premiums and Premiums on Policies not Taken		Dividends Paid or Credited to Policyholders on Direct Business	Direct Unearned Premium Reserves	Direct Losses Paid (deducting salvage)	Direct Losses Incurred	Direct Losses Unpaid	Direct Defense and Cost Containment Expense Paid	Direct Defense and Cost Containment Expense Incurred	Direct Defense and Cost Containment Expense Unpaid	Commissions and Brokerage Expenses	Taxes, Licenses and Fees
	1 Direct Premiums Written	2 Direct Premiums Earned										
1. Fire.....	0	0	0	0	0	0	0	0	0	0	0	0
2.1 Allied lines.....	0	0	0	0	(374)	(477)	4,766	0	(9)	90	0	0
2.2 Multiple peril crop.....	0	0	0	0	0	0	0	0	0	0	0	0
2.3 Federal flood.....	804,942	744,296	0	451,325	583,789	583,789	0	44,788	44,788	0	158,487	27,368
2.4 Private crop.....	0	0	0	0	0	0	0	0	0	0	0	0
2.5 Private flood.....	0	0	0	0	0	0	0	0	0	0	0	0
3. Farmowners multiple peril.....	0	0	0	0	0	0	0	0	0	0	0	0
4. Homeowners multiple peril.....	15,231,307	15,005,816	0	7,993,424	10,188,195	9,373,083	1,431,249	21,442	(18,587)	46,814	1,904,102	561,417
5.1 Commercial multiple peril (non-liability portion).....	21,339	12,300	0	10,746	0	7,385	7,448	0	307	310	4,620	464
5.2 Commercial multiple peril (liability portion).....	16,828	9,639	0	7,792	0	5,356	5,376	0	1,339	1,344	3,612	388
6. Mortgage guaranty.....	0	0	0	0	0	0	0	0	0	0	0	0
8. Ocean marine.....	0	0	0	0	0	0	0	0	0	0	0	0
9. Inland marine.....	510,548	502,004	0	262,483	200,268	127,088	30,134	3,875	2,303	855	71,703	23,074
10. Financial guaranty.....	0	0	0	0	0	0	0	0	0	0	0	0
11. Medical professional liability.....	0	0	0	0	0	0	0	0	0	0	0	0
12. Earthquake.....	249,071	252,895	0	129,936	0	(2,311)	12,286	0	(57)	195	35,126	9,342
13. Group accident and health (b).....	0	0	0	0	0	0	0	0	0	0	0	0
14. Credit A&H (group and individual).....	0	0	0	0	0	0	0	0	0	0	0	0
15.1 Collectively renewable A&H (b).....	0	0	0	0	0	0	0	0	0	0	0	0
15.2 Non-cancelable A&H (b).....	0	0	0	0	0	0	0	0	0	0	0	0
15.3 Guaranteed renewable A&H (b).....	0	0	0	0	0	0	0	0	0	0	0	0
15.4 Non-renewable for stated reasons only (b).....	0	0	0	0	0	0	0	0	0	0	0	0
15.5 Other accident only.....	0	0	0	0	0	0	0	0	0	0	0	0
15.6 Medicare Title XVIII exempt from state taxes or fees.....	0	0	0	0	0	0	0	0	0	0	0	0
15.7 All other A&H (b).....	224,538	221,937	0	18,700	50,915	51,812	18,584	0	0	0	0	6,736
15.8 Federal employees health benefits plan premium.....	0	0	0	0	0	0	0	0	0	0	0	0
16. Workers' compensation.....	0	0	0	0	0	0	0	0	0	0	0	0
17.1 Other liability-occurrence.....	596,939	602,027	0	303,470	0	170,276	538,792	0	984	3,307	77,359	12,650
17.2 Other liability-claims-made.....	0	0	0	0	0	0	0	0	0	0	0	0
17.3 Excess workers' compensation.....	0	0	0	0	0	0	0	0	0	0	0	0
18. Products liability.....	0	0	0	0	0	0	0	0	0	0	0	0
19.1 Private passenger auto no-fault (personal injury protection).....	0	0	0	0	0	0	0	0	0	0	0	0
19.2 Other private passenger auto liability.....	268,491	282,581	0	72,589	216,480	143,725	55,442	2,166	(4,462)	4,658	31,513	8,999
19.3 Commercial auto no-fault (personal injury protection).....	0	0	0	0	0	0	0	0	0	0	0	0
19.4 Other commercial auto liability.....	0	0	0	0	0	0	0	0	0	0	0	0
21.1 Private passenger auto physical damage.....	183,102	190,968	0	51,278	106,774	102,438	(2,751)	109	224	185	20,531	6,112
21.2 Commercial auto physical damage.....	0	0	0	0	0	0	0	0	0	0	0	0
22. Aircraft (all perils).....	0	0	0	0	0	0	0	0	0	0	0	0
23. Fidelity.....	0	0	0	0	0	0	0	0	0	0	0	0
24. Surety.....	0	0	0	0	0	0	0	0	0	0	0	0
26. Burglary and theft.....	0	0	0	0	0	0	0	0	0	0	0	0
27. Boiler and machinery.....	0	0	0	0	0	0	0	0	0	0	0	0
28. Credit.....	0	0	0	0	0	0	0	0	0	0	0	0
30. Warranty.....	0	0	0	0	0	0	0	0	0	0	0	0
34. Aggregate write-ins for other lines of business.....	0	0	0	0	0	0	0	0	0	0	0	0
35. TOTALS (a).....	18,107,105	17,824,463	0	9,301,743	11,346,047	10,562,164	2,101,326	72,380	26,830	57,758	2,307,053	656,550

DETAILS OF WRITE-INS

3401. MISCELLANEOUS.....	0	0	0	0	0	0	0	0	0	0	0	0
3402.	0	0	0	0	0	0	0	0	0	0	0	0
3403.	0	0	0	0	0	0	0	0	0	0	0	0
3498. Summary of remaining write-ins for Line 34 from overflow page.....	0	0	0	0	0	0	0	0	0	0	0	0
3499. TOTALS (Lines 3401 through 3403 plus 3498) (Line 34 above).....	0	0	0	0	0	0	0	0	0	0	0	0

(a) Finance and service charges not included in Lines 1 to 35 \$.....34,284.

(b) For health business on indicated lines report: Number of persons insured under PPO managed care products.....0 and number of persons insured under indemnity only products.....0.

19.MS

EXHIBIT OF PREMIUMS AND LOSSES (Statutory Page 14)



NAIC Group Code....241 NAIC Company Code....26298

BUSINESS IN THE STATE OF MONTANA DURING THE YEAR

19.MT

Line of Business	Gross Premiums, Including Policy and Membership Fees, Less Return Premiums and Premiums on Policies not Taken		Dividends Paid or Credited to Policyholders on Direct Business	Direct Unearned Premium Reserves	Direct Losses Paid (deducting salvage)	Direct Losses Incurred	Direct Losses Unpaid	Direct Defense and Cost Containment Expense Paid	Direct Defense and Cost Containment Expense Incurred	Direct Defense and Cost Containment Expense Unpaid	Commissions and Brokerage Expenses	Taxes, Licenses and Fees
	Direct Premiums Written	Direct Premiums Earned										
1. Fire.....	0	0	0	0	0	0	0	0	0	0	0	0
2.1 Allied lines.....	0	0	0	0	0	0	0	0	0	0	0	0
2.2 Multiple peril crop.....	0	0	0	0	0	0	0	0	0	0	0	0
2.3 Federal flood.....	8,035	7,431	0	5,578	0	0	0	0	0	0	1,770	273
2.4 Private crop.....	0	0	0	0	0	0	0	0	0	0	0	0
2.5 Private flood.....	0	0	0	0	0	0	0	0	0	0	0	0
3. Farmowners multiple peril.....	0	0	0	0	0	0	0	0	0	0	0	0
4. Homeowners multiple peril.....	1,464,976	1,421,067	0	775,626	2,201,896	3,219,445	1,225,267	11,160	34,649	29,806	183,415	60,531
5.1 Commercial multiple peril (non-liability portion).....	0	0	0	0	0	0	0	0	0	0	0	0
5.2 Commercial multiple peril (liability portion).....	0	0	0	0	0	0	0	0	0	0	0	0
6. Mortgage guaranty.....	0	0	0	0	0	0	0	0	0	0	0	0
8. Ocean marine.....	0	0	0	0	0	0	0	0	0	0	0	0
9. Inland marine.....	34,245	34,063	0	15,647	23,502	20,275	5,645	0	(33)	156	4,151	1,366
10. Financial guaranty.....	0	0	0	0	0	0	0	0	0	0	0	0
11. Medical professional liability.....	0	0	0	0	0	0	0	0	0	0	0	0
12. Earthquake.....	3,009	3,286	0	1,461	0	163	794	0	1	9	315	122
13. Group accident and health (b).....	0	0	0	0	0	0	0	0	0	0	0	0
14. Credit A&H (group and individual).....	0	0	0	0	0	0	0	0	0	0	0	0
15.1 Collectively renewable A&H (b).....	0	0	0	0	0	0	0	0	0	0	0	0
15.2 Non-cancelable A&H (b).....	0	0	0	0	0	0	0	0	0	0	0	0
15.3 Guaranteed renewable A&H (b).....	0	0	0	0	0	0	0	0	0	0	0	0
15.4 Non-renewable for stated reasons only (b).....	0	0	0	0	0	0	0	0	0	0	0	0
15.5 Other accident only.....	0	0	0	0	0	0	0	0	0	0	0	0
15.6 Medicare Title XVIII exempt from state taxes or fees.....	0	0	0	0	0	0	0	0	0	0	0	0
15.7 All other A&H (b).....	23,886	23,429	0	1,984	5,225	5,706	1,865	0	0	0	0	657
15.8 Federal employees health benefits plan premium.....	0	0	0	0	0	0	0	0	0	0	0	0
16. Workers' compensation.....	0	0	0	0	0	0	0	0	0	0	0	0
17.1 Other liability-occurrence.....	47,340	45,838	0	24,986	0	1,363	28,661	0	7	165	5,091	713
17.2 Other liability-claims-made.....	0	0	0	0	0	0	0	0	0	0	0	0
17.3 Excess workers' compensation.....	0	0	0	0	0	0	0	0	0	0	0	0
18. Products liability.....	0	0	0	0	0	0	0	0	0	0	0	0
19.1 Private passenger auto no-fault (personal injury protection).....	0	0	0	0	0	0	0	0	0	0	0	0
19.2 Other private passenger auto liability.....	790,652	768,061	0	340,068	353,391	866,488	1,250,191	5,267	43,779	102,079	96,041	26,308
19.3 Commercial auto no-fault (personal injury protection).....	0	0	0	0	0	0	0	0	0	0	0	0
19.4 Other commercial auto liability.....	0	0	0	0	0	0	0	0	0	0	0	0
21.1 Private passenger auto physical damage.....	899,380	848,474	0	399,198	497,427	529,645	43,932	0	(351)	(313)	108,705	29,947
21.2 Commercial auto physical damage.....	0	0	0	0	0	0	0	0	0	0	0	0
22. Aircraft (all perils).....	0	0	0	0	0	0	0	0	0	0	0	0
23. Fidelity.....	0	0	0	0	0	0	0	0	0	0	0	0
24. Surety.....	0	0	0	0	0	0	0	0	0	0	0	0
26. Burglary and theft.....	0	0	0	0	0	0	0	0	0	0	0	0
27. Boiler and machinery.....	0	0	0	0	0	0	0	0	0	0	0	0
28. Credit.....	0	0	0	0	0	0	0	0	0	0	0	0
30. Warranty.....	0	0	0	0	0	0	0	0	0	0	0	0
34. Aggregate write-ins for other lines of business.....	0	0	0	0	0	0	0	0	0	0	0	0
35. TOTALS (a).....	3,271,523	3,151,649	0	1,564,548	3,081,441	4,643,085	2,556,355	16,427	78,052	131,902	399,488	119,917

DETAILS OF WRITE-INS

3401. MISCELLANEOUS.....	0	0	0	0	0	0	0	0	0	0	0	0
3402.	0	0	0	0	0	0	0	0	0	0	0	0
3403.	0	0	0	0	0	0	0	0	0	0	0	0
3498. Summary of remaining write-ins for Line 34 from overflow page.....	0	0	0	0	0	0	0	0	0	0	0	0
3499. TOTALS (Lines 3401 through 3403 plus 3498) (Line 34 above).....	0	0	0	0	0	0	0	0	0	0	0	0

(a) Finance and service charges not included in Lines 1 to 35 \$.....15,552.

(b) For health business on indicated lines report: Number of persons insured under PPO managed care products.....0 and number of persons insured under indemnity only products.....0.

EXHIBIT OF PREMIUMS AND LOSSES (Statutory Page 14)



NAIC Group Code....241 NAIC Company Code....26298

BUSINESS IN THE STATE OF NORTH CAROLINA DURING THE YEAR

Line of Business	Gross Premiums, Including Policy and Membership Fees, Less Return Premiums and Premiums on Policies not Taken		3 Dividends Paid or Credited to Policyholders on Direct Business	4 Direct Unearned Premium Reserves	5 Direct Losses Paid (deducting salvage)	6 Direct Losses Incurred	7 Direct Losses Unpaid	8 Direct Defense and Cost Containment Expense Paid	9 Direct Defense and Cost Containment Expense Incurred	10 Direct Defense and Cost Containment Expense Unpaid	11 Commissions and Brokerage Expenses	12 Taxes, Licenses and Fees
	1 Direct Premiums Written	2 Direct Premiums Earned										
1. Fire.....	0	0	0	0	0	(279)	189	0	(2)	2	0	0
2.1 Allied lines.....	0	0	0	0	0	(302)	202	0	(4)	2	0	0
2.2 Multiple peril crop.....	0	0	0	0	0	0	0	0	0	0	0	0
2.3 Federal flood.....	176,007	169,114	0	98,190	42,399	193,063	150,664	2,360	2,360	0	22,028	5,280
2.4 Private crop.....	0	0	0	0	0	0	0	0	0	0	0	0
2.5 Private flood.....	0	0	0	0	0	0	0	0	0	0	0	0
3. Farmowners multiple peril.....	0	0	0	0	0	0	0	0	0	0	0	0
4. Homeowners multiple peril.....	40,524,418	39,998,379	0	21,321,722	26,232,544	27,730,107	6,331,054	62,875	102,762	208,103	3,354,996	1,278,309
5.1 Commercial multiple peril (non-liability portion).....	87,322	79,568	0	51,243	0	53,894	72,312	0	2,246	3,013	16,049	2,229
5.2 Commercial multiple peril (liability portion).....	65,000	48,347	0	31,569	1,332	19,812	20,625	0	4,620	5,156	15,512	1,643
6. Mortgage guaranty.....	0	0	0	0	0	0	0	0	0	0	0	0
8. Ocean marine.....	0	0	0	0	0	0	0	0	0	0	0	0
9. Inland marine.....	1,199,443	1,226,026	0	606,337	363,981	512,710	233,974	0	3,594	6,244	106,938	38,556
10. Financial guaranty.....	0	0	0	0	0	0	0	0	0	0	0	0
11. Medical professional liability.....	0	0	0	0	0	0	0	0	0	0	0	0
12. Earthquake.....	46,316	48,391	0	20,043	0	2,175	4,927	0	35	74	4,478	1,501
13. Group accident and health (b).....	0	0	0	0	0	0	0	0	0	0	0	0
14. Credit A&H (group and individual).....	0	0	0	0	0	0	0	0	0	0	0	0
15.1 Collectively renewable A&H (b).....	0	0	0	0	0	0	0	0	0	0	0	0
15.2 Non-cancelable A&H (b).....	0	0	0	0	0	0	0	0	0	0	0	0
15.3 Guaranteed renewable A&H (b).....	0	0	0	0	0	0	0	0	0	0	0	0
15.4 Non-renewable for stated reasons only (b).....	0	0	0	0	0	0	0	0	0	0	0	0
15.5 Other accident only.....	0	0	0	0	0	0	0	0	0	0	0	0
15.6 Medicare Title XVIII exempt from state taxes or fees.....	0	0	0	0	0	0	0	0	0	0	0	0
15.7 All other A&H (b).....	0	0	0	0	0	0	0	0	0	0	0	0
15.8 Federal employees health benefits plan premium.....	0	0	0	0	0	0	0	0	0	0	0	0
16. Workers' compensation.....	0	0	0	0	0	0	0	0	0	0	0	0
17.1 Other liability-occurrence.....	1,491,560	1,481,100	0	773,143	0	321,225	1,116,919	0	1,798	6,828	150,679	54,199
17.2 Other liability-claims-made.....	0	0	0	0	0	0	0	0	0	0	0	0
17.3 Excess workers' compensation.....	0	0	0	0	0	0	0	0	0	0	0	0
18. Products liability.....	0	0	0	0	0	0	0	0	0	0	0	0
19.1 Private passenger auto no-fault (personal injury protection).....	0	0	0	0	0	0	0	0	0	0	0	0
19.2 Other private passenger auto liability.....	20,046,874	20,101,905	0	9,049,021	18,523,515	22,305,126	14,822,595	154,859	420,987	1,175,844	1,089,369	614,986
19.3 Commercial auto no-fault (personal injury protection).....	0	0	0	0	0	0	0	0	0	0	0	0
19.4 Other commercial auto liability.....	12,208	1,583	0	10,625	0	1,203	1,203	0	64	64	2,005	253
21.1 Private passenger auto physical damage.....	23,293,532	22,274,915	0	10,642,152	14,285,434	15,104,220	1,381,914	38,309	46,180	11,471	1,047,454	712,167
21.2 Commercial auto physical damage.....	5,454	795	0	4,659	0	634	634	0	2	2	897	111
22. Aircraft (all perils).....	0	0	0	0	0	0	0	0	0	0	0	0
23. Fidelity.....	0	0	0	0	0	0	0	0	0	0	0	0
24. Surety.....	0	0	0	0	0	0	0	0	0	0	0	0
26. Burglary and theft.....	0	0	0	0	0	0	0	0	0	0	0	0
27. Boiler and machinery.....	0	0	0	0	0	0	0	0	0	0	0	0
28. Credit.....	0	0	0	0	0	0	0	0	0	0	0	0
30. Warranty.....	0	0	0	0	0	0	0	0	0	0	0	0
34. Aggregate write-ins for other lines of business.....	0	0	0	0	0	0	0	0	0	0	0	0
35. TOTALS (a).....	86,948,134	85,430,123	0	42,608,704	59,449,205	66,243,588	24,137,212	258,403	584,642	1,416,803	5,810,405	2,709,234

DETAILS OF WRITE-INS

3401. MISCELLANEOUS.....	0	0	0	0	0	0	0	0	0	0	0	0
3402.	0	0	0	0	0	0	0	0	0	0	0	0
3403.	0	0	0	0	0	0	0	0	0	0	0	0
3498. Summary of remaining write-ins for Line 34 from overflow page.....	0	0	0	0	0	0	0	0	0	0	0	0
3499. TOTALS (Lines 3401 through 3403 plus 3498) (Line 34 above).....	0	0	0	0	0	0	0	0	0	0	0	0

(a) Finance and service charges not included in Lines 1 to 35 \$.....146,785.

(b) For health business on indicated lines report: Number of persons insured under PPO managed care products.....0 and number of persons insured under indemnity only products.....0.

19.NC

EXHIBIT OF PREMIUMS AND LOSSES (Statutory Page 14)



NAIC Group Code....241 NAIC Company Code....26298

BUSINESS IN THE STATE OF NORTH DAKOTA DURING THE YEAR

Line of Business	Gross Premiums, Including Policy and Membership Fees, Less Return Premiums and Premiums on Policies not Taken		3 Dividends Paid or Credited to Policyholders on Direct Business	4 Direct Unearned Premium Reserves	5 Direct Losses Paid (deducting salvage)	6 Direct Losses Incurred	7 Direct Losses Unpaid	8 Direct Defense and Cost Containment Expense Paid	9 Direct Defense and Cost Containment Expense Incurred	10 Direct Defense and Cost Containment Expense Unpaid	11 Commissions and Brokerage Expenses	12 Taxes, Licenses and Fees
	1 Direct Premiums Written	2 Direct Premiums Earned										
1. Fire.....	0	0	0	0	0	0	0	0	0	0	0	0
2.1 Allied lines.....	0	0	0	0	0	0	0	0	0	0	0	0
2.2 Multiple peril crop.....	0	0	0	0	0	0	0	0	0	0	0	0
2.3 Federal flood.....	67,900	65,014	0	33,318	0	0	0	0	0	0	8,243	1,358
2.4 Private crop.....	0	0	0	0	0	0	0	0	0	0	0	0
2.5 Private flood.....	0	0	0	0	0	0	0	0	0	0	0	0
3. Farmowners multiple peril.....	0	0	0	0	0	0	0	0	0	0	0	0
4. Homeowners multiple peril.....	8,866,188	8,266,836	0	4,734,376	11,421,320	12,488,202	1,818,950	7,555	22,685	50,273	1,192,489	209,777
5.1 Commercial multiple peril (non-liability portion).....	0	0	0	0	0	0	0	0	0	0	0	0
5.2 Commercial multiple peril (liability portion).....	0	0	0	0	0	0	0	0	0	0	0	0
6. Mortgage guaranty.....	0	0	0	0	0	0	0	0	0	0	0	0
8. Ocean marine.....	0	0	0	0	0	0	0	0	0	0	0	0
9. Inland marine.....	259,351	244,228	0	132,233	158,476	154,118	22,603	0	100	755	35,100	6,483
10. Financial guaranty.....	0	0	0	0	0	0	0	0	0	0	0	0
11. Medical professional liability.....	0	0	0	0	0	0	0	0	0	0	0	0
12. Earthquake.....	384	361	0	269	0	23	34	0	0	0	42	9
13. Group accident and health (b).....	0	0	0	0	0	0	0	0	0	0	0	0
14. Credit A&H (group and individual).....	0	0	0	0	0	0	0	0	0	0	0	0
15.1 Collectively renewable A&H (b).....	0	0	0	0	0	0	0	0	0	0	0	0
15.2 Non-cancelable A&H (b).....	0	0	0	0	0	0	0	0	0	0	0	0
15.3 Guaranteed renewable A&H (b).....	0	0	0	0	0	0	0	0	0	0	0	0
15.4 Non-renewable for stated reasons only (b).....	0	0	0	0	0	0	0	0	0	0	0	0
15.5 Other accident only.....	0	0	0	0	0	0	0	0	0	0	0	0
15.6 Medicare Title XVIII exempt from state taxes or fees.....	0	0	0	0	0	0	0	0	0	0	0	0
15.7 All other A&H (b).....	209	210	0	17	380	400	20	0	0	0	0	4
15.8 Federal employees health benefits plan premium.....	0	0	0	0	0	0	0	0	0	0	0	0
16. Workers' compensation.....	0	0	0	0	0	0	0	0	0	0	0	0
17.1 Other liability-occurrence.....	202,393	195,667	0	105,259	0	22,295	113,853	0	119	695	25,989	5,523
17.2 Other liability-claims-made.....	0	0	0	0	0	0	0	0	0	0	0	0
17.3 Excess workers' compensation.....	0	0	0	0	0	0	0	0	0	0	0	0
18. Products liability.....	0	0	0	0	0	0	0	0	0	0	0	0
19.1 Private passenger auto no-fault (personal injury protection).....	478,203	447,613	0	186,790	238,957	165,047	174,897	6,932	(13,390)	46,413	66,081	12,176
19.2 Other private passenger auto liability.....	2,364,728	2,241,800	0	906,409	1,028,060	987,293	1,520,220	2,587	(12,895)	118,832	327,500	60,214
19.3 Commercial auto no-fault (personal injury protection).....	0	0	0	0	0	0	0	0	0	0	0	0
19.4 Other commercial auto liability.....	0	0	0	0	0	0	0	0	0	0	0	0
21.1 Private passenger auto physical damage.....	4,389,884	4,155,507	0	1,679,965	2,819,269	2,997,346	202,860	1,244	787	35	610,860	112,068
21.2 Commercial auto physical damage.....	0	0	0	0	0	0	0	0	0	0	0	0
22. Aircraft (all perils).....	0	0	0	0	0	0	0	0	0	0	0	0
23. Fidelity.....	0	0	0	0	0	0	0	0	0	0	0	0
24. Surety.....	0	0	0	0	0	0	0	0	0	0	0	0
26. Burglary and theft.....	0	0	0	0	0	0	0	0	0	0	0	0
27. Boiler and machinery.....	0	0	0	0	0	0	0	0	0	0	0	0
28. Credit.....	0	0	0	0	0	0	0	0	0	0	0	0
30. Warranty.....	0	0	0	0	0	0	0	0	0	0	0	0
34. Aggregate write-ins for other lines of business.....	0	0	0	0	0	0	0	0	0	0	0	0
35. TOTALS (a).....	16,629,240	15,617,236	0	7,778,636	15,666,462	16,814,724	3,853,437	18,318	(2,594)	217,003	2,266,304	407,612

DETAILS OF WRITE-INS

3401. MISCELLANEOUS.....	0	0	0	0	0	0	0	0	0	0	0	0
3402.	0	0	0	0	0	0	0	0	0	0	0	0
3403.	0	0	0	0	0	0	0	0	0	0	0	0
3498. Summary of remaining write-ins for Line 34 from overflow page.....	0	0	0	0	0	0	0	0	0	0	0	0
3499. TOTALS (Lines 3401 through 3403 plus 3498) (Line 34 above).....	0	0	0	0	0	0	0	0	0	0	0	0

(a) Finance and service charges not included in Lines 1 to 35 \$.....22,346.

(b) For health business on indicated lines report: Number of persons insured under PPO managed care products.....0 and number of persons insured under indemnity only products.....0.

19.ND

EXHIBIT OF PREMIUMS AND LOSSES (Statutory Page 14)



NAIC Group Code....241 NAIC Company Code....26298

BUSINESS IN THE STATE OF NEBRASKA DURING THE YEAR

19.NE

Line of Business	Gross Premiums, Including Policy and Membership Fees, Less Return Premiums and Premiums on Policies not Taken		Dividends Paid or Credited to Policyholders on Direct Business	Direct Unearned Premium Reserves	Direct Losses Paid (deducting salvage)	Direct Losses Incurred	Direct Losses Unpaid	Direct Defense and Cost Containment Expense Paid	Direct Defense and Cost Containment Expense Incurred	Direct Defense and Cost Containment Expense Unpaid	Commissions and Brokerage Expenses	Taxes, Licenses and Fees
	Direct Premiums Written	Direct Premiums Earned										
1. Fire.....	0	0	0	0	0	0	0	0	0	0	0	0
2.1 Allied lines.....	0	0	0	0	0	0	0	0	0	0	0	0
2.2 Multiple peril crop.....	0	0	0	0	0	0	0	0	0	0	0	0
2.3 Federal flood.....	38,676	32,638	0	23,561	0	0	0	0	0	0	5,286	774
2.4 Private crop.....	0	0	0	0	0	0	0	0	0	0	0	0
2.5 Private flood.....	0	0	0	0	0	0	0	0	0	0	0	0
3. Farmowners multiple peril.....	0	0	0	0	0	0	0	0	0	0	0	0
4. Homeowners multiple peril.....	6,064,865	6,630,363	0	3,075,224	10,521,909	11,653,533	2,096,609	62,531	95,733	61,129	756,425	160,264
5.1 Commercial multiple peril (non-liability portion).....	8,492	5,993	0	5,636	0	3,452	4,380	0	143	182	1,365	182
5.2 Commercial multiple peril (liability portion).....	18,076	10,955	0	11,092	0	5,637	6,331	0	1,410	1,583	3,571	409
6. Mortgage guaranty.....	0	0	0	0	0	0	0	0	0	0	0	0
8. Ocean marine.....	0	0	0	0	0	0	0	0	0	0	0	0
9. Inland marine.....	143,458	164,293	0	65,772	61,176	72,476	23,247	0	399	756	19,356	4,000
10. Financial guaranty.....	0	0	0	0	0	0	0	0	0	0	0	0
11. Medical professional liability.....	0	0	0	0	0	0	0	0	0	0	0	0
12. Earthquake.....	6,681	6,634	0	3,635	0	531	1,060	0	5	8	967	178
13. Group accident and health (b).....	0	0	0	0	0	0	0	0	0	0	0	0
14. Credit A&H (group and individual).....	0	0	0	0	0	0	0	0	0	0	0	0
15.1 Collectively renewable A&H (b).....	0	0	0	0	0	0	0	0	0	0	0	0
15.2 Non-cancelable A&H (b).....	0	0	0	0	0	0	0	0	0	0	0	0
15.3 Guaranteed renewable A&H (b).....	0	0	0	0	0	0	0	0	0	0	0	0
15.4 Non-renewable for stated reasons only (b).....	0	0	0	0	0	0	0	0	0	0	0	0
15.5 Other accident only.....	0	0	0	0	0	0	0	0	0	0	0	0
15.6 Medicare Title XVIII exempt from state taxes or fees.....	0	0	0	0	0	0	0	0	0	0	0	0
15.7 All other A&H (b).....	25,352	23,294	0	2,112	9,900	14,677	4,825	0	0	0	0	507
15.8 Federal employees health benefits plan premium.....	0	0	0	0	0	0	0	0	0	0	0	0
16. Workers' compensation.....	0	0	0	0	0	0	0	0	0	0	0	0
17.1 Other liability-occurrence.....	228,389	257,515	0	117,482	0	(28,057)	184,029	0	(211)	1,107	26,554	6,346
17.2 Other liability-claims-made.....	0	0	0	0	0	0	0	0	0	0	0	0
17.3 Excess workers' compensation.....	0	0	0	0	0	0	0	0	0	0	0	0
18. Products liability.....	0	0	0	0	0	0	0	0	0	0	0	0
19.1 Private passenger auto no-fault (personal injury protection).....	0	0	0	0	0	0	0	0	0	0	0	0
19.2 Other private passenger auto liability.....	33,559	34,513	0	11,426	16,334	(2,115)	3,118	109	(1,277)	147	4,189	752
19.3 Commercial auto no-fault (personal injury protection).....	0	0	0	0	0	0	0	0	0	0	0	0
19.4 Other commercial auto liability.....	0	0	0	0	0	0	0	0	0	0	0	0
21.1 Private passenger auto physical damage.....	22,621	23,205	0	7,644	2,708	2,885	(15)	0	4	5	1,832	477
21.2 Commercial auto physical damage.....	0	0	0	0	0	0	0	0	0	0	0	0
22. Aircraft (all perils).....	0	0	0	0	0	0	0	0	0	0	0	0
23. Fidelity.....	0	0	0	0	0	0	0	0	0	0	0	0
24. Surety.....	0	0	0	0	0	0	0	0	0	0	0	0
26. Burglary and theft.....	0	0	0	0	0	0	0	0	0	0	0	0
27. Boiler and machinery.....	0	0	0	0	0	0	0	0	0	0	0	0
28. Credit.....	0	0	0	0	0	0	0	0	0	0	0	0
30. Warranty.....	0	0	0	0	0	0	0	0	0	0	0	0
34. Aggregate write-ins for other lines of business.....	0	0	0	0	0	0	0	0	0	0	0	0
35. TOTALS (a).....	6,590,169	7,189,403	0	3,323,584	10,612,027	11,723,019	2,323,584	62,640	96,206	64,917	819,545	173,889

DETAILS OF WRITE-INS

3401. MISCELLANEOUS.....	0	0	0	0	0	0	0	0	0	0	0	0
3402.	0	0	0	0	0	0	0	0	0	0	0	0
3403.	0	0	0	0	0	0	0	0	0	0	0	0
3498. Summary of remaining write-ins for Line 34 from overflow page.....	0	0	0	0	0	0	0	0	0	0	0	0
3499. TOTALS (Lines 3401 through 3403 plus 3498) (Line 34 above).....	0	0	0	0	0	0	0	0	0	0	0	0

(a) Finance and service charges not included in Lines 1 to 35 \$.....6,773.

(b) For health business on indicated lines report: Number of persons insured under PPO managed care products.....0 and number of persons insured under indemnity only products.....0.

EXHIBIT OF PREMIUMS AND LOSSES (Statutory Page 14)



BUSINESS IN THE STATE OF NEW HAMPSHIRE DURING THE YEAR

NAIC Group Code....241 NAIC Company Code....26298

19.NH

Line of Business	Gross Premiums, Including Policy and Membership Fees, Less Return Premiums and Premiums on Policies not Taken		3 Dividends Paid or Credited to Policyholders on Direct Business	4 Direct Unearned Premium Reserves	5 Direct Losses Paid (deducting salvage)	6 Direct Losses Incurred	7 Direct Losses Unpaid	8 Direct Defense and Cost Containment Expense Paid	9 Direct Defense and Cost Containment Expense Incurred	10 Direct Defense and Cost Containment Expense Unpaid	11 Commissions and Brokerage Expenses	12 Taxes, Licenses and Fees
	1 Direct Premiums Written	2 Direct Premiums Earned										
1. Fire.....	0	0	0	0	0	0	0	0	0	0	0	0
2.1 Allied lines.....	0	0	0	0	0	0	0	0	0	0	0	0
2.2 Multiple peril crop.....	0	0	0	0	0	0	0	0	0	0	0	0
2.3 Federal flood.....	158,455	174,146	0	96,195	0	0	0	0	0	0	22,710	3,169
2.4 Private crop.....	0	0	0	0	0	0	0	0	0	0	0	0
2.5 Private flood.....	0	0	0	0	0	0	0	0	0	0	0	0
3. Farmowners multiple peril.....	0	0	0	0	0	0	0	0	0	0	0	0
4. Homeowners multiple peril.....	9,682,661	9,887,671	0	5,099,988	4,436,688	4,146,116	1,304,371	78,323	80,464	65,535	793,254	293,972
5.1 Commercial multiple peril (non-liability portion).....	10,297	6,477	0	5,832	0	3,677	4,284	0	154	179	1,881	242
5.2 Commercial multiple peril (liability portion).....	20,569	12,389	0	12,015	651	6,533	6,576	0	1,471	1,644	3,833	478
6. Mortgage guaranty.....	0	0	0	0	0	0	0	0	0	0	0	0
8. Ocean marine.....	0	0	0	0	0	0	0	0	0	0	0	0
9. Inland marine.....	349,028	350,782	0	170,621	97,879	77,690	32,590	0	507	1,744	24,930	10,604
10. Financial guaranty.....	0	0	0	0	0	0	0	0	0	0	0	0
11. Medical professional liability.....	0	0	0	0	0	0	0	0	0	0	0	0
12. Earthquake.....	24,591	25,593	0	13,546	0	(300)	1,236	0	(9)	9	2,416	758
13. Group accident and health (b).....	0	0	0	0	0	0	0	0	0	0	0	0
14. Credit A&H (group and individual).....	0	0	0	0	0	0	0	0	0	0	0	0
15.1 Collectively renewable A&H (b).....	0	0	0	0	0	0	0	0	0	0	0	0
15.2 Non-cancelable A&H (b).....	0	0	0	0	0	0	0	0	0	0	0	0
15.3 Guaranteed renewable A&H (b).....	0	0	0	0	0	0	0	0	0	0	0	0
15.4 Non-renewable for stated reasons only (b).....	0	0	0	0	0	0	0	0	0	0	0	0
15.5 Other accident only.....	0	0	0	0	0	0	0	0	0	0	0	0
15.6 Medicare Title XVIII exempt from state taxes or fees.....	0	0	0	0	0	0	0	0	0	0	0	0
15.7 All other A&H (b).....	0	0	0	0	0	0	0	0	0	0	0	0
15.8 Federal employees health benefits plan premium.....	0	0	0	0	0	0	0	0	0	0	0	0
16. Workers' compensation.....	0	0	0	0	0	0	0	0	0	0	0	0
17.1 Other liability-occurrence.....	706,450	695,217	0	355,285	390,000	175,309	522,158	11,212	9,744	3,191	46,378	17,674
17.2 Other liability-claims-made.....	0	0	0	0	0	0	0	0	0	0	0	0
17.3 Excess workers' compensation.....	0	0	0	0	0	0	0	0	0	0	0	0
18. Products liability.....	0	0	0	0	0	0	0	0	0	0	0	0
19.1 Private passenger auto no-fault (personal injury protection).....	0	0	0	0	0	0	0	0	0	0	0	0
19.2 Other private passenger auto liability.....	778,024	819,488	0	195,924	234,479	250,600	382,128	11,653	12,257	29,282	58,106	22,195
19.3 Commercial auto no-fault (personal injury protection).....	0	0	0	0	0	0	0	0	0	0	0	0
19.4 Other commercial auto liability.....	0	0	0	0	0	0	0	0	0	0	0	0
21.1 Private passenger auto physical damage.....	824,575	860,386	0	208,320	227,646	234,885	26,258	391	421	422	1,637	23,439
21.2 Commercial auto physical damage.....	0	0	0	0	0	0	0	0	0	0	0	0
22. Aircraft (all perils).....	0	0	0	0	0	0	0	0	0	0	0	0
23. Fidelity.....	0	0	0	0	0	0	0	0	0	0	0	0
24. Surety.....	0	0	0	0	0	0	0	0	0	0	0	0
26. Burglary and theft.....	0	0	0	0	0	0	0	0	0	0	0	0
27. Boiler and machinery.....	0	0	0	0	0	0	0	0	0	0	0	0
28. Credit.....	0	0	0	0	0	0	0	0	0	0	0	0
30. Warranty.....	0	0	0	0	0	0	0	0	0	0	0	0
34. Aggregate write-ins for other lines of business.....	0	0	0	0	0	0	0	0	0	0	0	0
35. TOTALS (a).....	12,554,650	12,832,149	0	6,157,726	5,387,343	4,894,510	2,279,601	101,579	105,009	102,006	955,145	372,531

DETAILS OF WRITE-INS

3401. MISCELLANEOUS.....	0	0	0	0	0	0	0	0	0	0	0	0
3402.	0	0	0	0	0	0	0	0	0	0	0	0
3403.	0	0	0	0	0	0	0	0	0	0	0	0
3498. Summary of remaining write-ins for Line 34 from overflow page.....	0	0	0	0	0	0	0	0	0	0	0	0
3499. TOTALS (Lines 3401 through 3403 plus 3498) (Line 34 above).....	0	0	0	0	0	0	0	0	0	0	0	0

(a) Finance and service charges not included in Lines 1 to 35 \$.....37,850.

(b) For health business on indicated lines report: Number of persons insured under PPO managed care products.....0 and number of persons insured under indemnity only products.....0.

EXHIBIT OF PREMIUMS AND LOSSES (Statutory Page 14)



NAIC Group Code....241 NAIC Company Code....26298

BUSINESS IN THE STATE OF NEW JERSEY DURING THE YEAR

Line of Business	Gross Premiums, Including Policy and Membership Fees, Less Return Premiums and Premiums on Policies not Taken		3 Dividends Paid or Credited to Policyholders on Direct Business	4 Direct Unearned Premium Reserves	5 Direct Losses Paid (deducting salvage)	6 Direct Losses Incurred	7 Direct Losses Unpaid	8 Direct Defense and Cost Containment Expense Paid	9 Direct Defense and Cost Containment Expense Incurred	10 Direct Defense and Cost Containment Expense Unpaid	11 Commissions and Brokerage Expenses	12 Taxes, Licenses and Fees
	1 Direct Premiums Written	2 Direct Premiums Earned										
1. Fire.....	0	0	0	0	0	(115)	40	0	0	0	0	0
2.1 Allied lines.....	0	0	0	0	0	(55)	26	0	0	0	0	0
2.2 Multiple peril crop.....	0	0	0	0	0	0	0	0	0	0	0	0
2.3 Federal flood.....	632,776	621,605	0	383,190	278,301	218,301	180,000	5,977	5,977	0	67,346	13,288
2.4 Private crop.....	0	0	0	0	0	0	0	0	0	0	0	0
2.5 Private flood.....	0	0	0	0	0	0	0	0	0	0	0	0
3. Farmowners multiple peril.....	0	0	0	0	0	0	0	0	0	0	0	0
4. Homeowners multiple peril.....	21,055,499	19,946,736	0	10,950,082	10,716,428	11,935,339	4,420,219	123,015	148,876	208,040	2,905,226	809,608
5.1 Commercial multiple peril (non-liability portion).....	212,884	118,297	0	136,004	0	63,893	68,831	0	2,612	2,818	42,464	3,049
5.2 Commercial multiple peril (liability portion).....	183,682	106,735	0	113,018	75,884	107,731	36,922	0	5,212	6,481	34,045	2,598
6. Mortgage guaranty.....	0	0	0	0	0	0	0	0	0	0	0	0
8. Ocean marine.....	0	0	0	0	0	0	0	0	0	0	0	0
9. Inland marine.....	962,502	911,860	0	494,217	474,970	582,613	199,724	9,083	18,148	14,226	143,545	55,283
10. Financial guaranty.....	0	0	0	0	0	0	0	0	0	0	0	0
11. Medical professional liability.....	0	0	0	0	0	0	0	0	0	0	0	0
12. Earthquake.....	21,139	20,150	0	10,318	0	(11)	1,236	0	(5)	13	3,524	814
13. Group accident and health (b).....	0	0	0	0	0	0	0	0	0	0	0	0
14. Credit A&H (group and individual).....	0	0	0	0	0	0	0	0	0	0	0	0
15.1 Collectively renewable A&H (b).....	0	0	0	0	0	0	0	0	0	0	0	0
15.2 Non-cancelable A&H (b).....	0	0	0	0	0	0	0	0	0	0	0	0
15.3 Guaranteed renewable A&H (b).....	0	0	0	0	0	0	0	0	0	0	0	0
15.4 Non-renewable for stated reasons only (b).....	0	0	0	0	0	0	0	0	0	0	0	0
15.5 Other accident only.....	0	0	0	0	0	0	0	0	0	0	0	0
15.6 Medicare Title XVIII exempt from state taxes or fees.....	0	0	0	0	0	0	0	0	0	0	0	0
15.7 All other A&H (b).....	12,907	12,892	0	1,077	8,430	7,977	2,506	0	0	0	0	271
15.8 Federal employees health benefits plan premium.....	0	0	0	0	0	0	0	0	0	0	0	0
16. Workers' compensation.....	0	0	0	0	0	0	0	0	0	0	0	0
17.1 Other liability-occurrence.....	0	0	0	0	0	0	0	0	0	0	0	0
17.2 Other liability-claims-made.....	0	0	0	0	0	0	0	0	0	0	0	0
17.3 Excess workers' compensation.....	0	0	0	0	0	0	0	0	0	0	0	0
18. Products liability.....	0	0	0	0	0	0	0	0	0	0	0	0
19.1 Private passenger auto no-fault (personal injury protection).....	21,232,035	20,601,602	0	10,287,052	16,110,797	17,202,677	14,369,364	3,122,008	3,374,240	3,816,635	1,971,373	782,226
19.2 Other private passenger auto liability.....	46,332,278	44,350,998	0	22,605,707	23,457,609	31,485,594	47,401,757	1,876,978	2,422,165	3,967,998	4,448,217	1,696,040
19.3 Commercial auto no-fault (personal injury protection).....	9,928	1,541	0	8,387	0	995	995	0	237	237	1,847	208
19.4 Other commercial auto liability.....	145,353	24,238	0	121,115	0	14,730	14,730	0	658	658	26,514	3,003
21.1 Private passenger auto physical damage.....	33,577,256	32,129,823	0	16,208,946	17,122,917	16,967,186	(763,096)	59,286	69,027	28,645	3,165,728	1,236,858
21.2 Commercial auto physical damage.....	33,886	6,625	0	27,261	0	5,283	5,283	0	16	16	6,184	684
22. Aircraft (all perils).....	0	0	0	0	0	0	0	0	0	0	0	0
23. Fidelity.....	0	0	0	0	0	0	0	0	0	0	0	0
24. Surety.....	0	0	0	0	0	0	0	0	0	0	0	0
26. Burglary and theft.....	0	0	0	0	0	0	0	0	0	0	0	0
27. Boiler and machinery.....	0	0	0	0	0	0	0	0	0	0	0	0
28. Credit.....	0	0	0	0	0	0	0	0	0	0	0	0
30. Warranty.....	0	0	0	0	0	0	0	0	0	0	0	0
34. Aggregate write-ins for other lines of business.....	0	0	0	0	0	0	0	0	0	0	0	0
35. TOTALS (a).....	124,412,125	118,853,102	0	61,346,374	68,245,336	78,592,138	65,938,537	5,196,347	6,047,163	8,045,767	12,816,013	4,603,930

DETAILS OF WRITE-INS

3401. MISCELLANEOUS.....	0	0	0	0	0	0	0	0	0	0	0	0
3402.	0	0	0	0	0	0	0	0	0	0	0	0
3403.	0	0	0	0	0	0	0	0	0	0	0	0
3498. Summary of remaining write-ins for Line 34 from overflow page.....	0	0	0	0	0	0	0	0	0	0	0	0
3499. TOTALS (Lines 3401 through 3403 plus 3498) (Line 34 above).....	0	0	0	0	0	0	0	0	0	0	0	0

(a) Finance and service charges not included in Lines 1 to 35 \$.....176,928.

(b) For health business on indicated lines report: Number of persons insured under PPO managed care products.....0 and number of persons insured under indemnity only products.....0.

19.NJ

EXHIBIT OF PREMIUMS AND LOSSES (Statutory Page 14)



NAIC Group Code....241 NAIC Company Code....26298

BUSINESS IN THE STATE OF NEW MEXICO DURING THE YEAR

19.NM

Line of Business	Gross Premiums, Including Policy and Membership Fees, Less Return Premiums and Premiums on Policies not Taken		Dividends Paid or Credited to Policyholders on Direct Business	Direct Unearned Premium Reserves	Direct Losses Paid (deducting salvage)	Direct Losses Incurred	Direct Losses Unpaid	Direct Defense and Cost Containment Expense Paid	Direct Defense and Cost Containment Expense Incurred	Direct Defense and Cost Containment Expense Unpaid	Commissions and Brokerage Expenses	Taxes, Licenses and Fees
	1 Direct Premiums Written	2 Direct Premiums Earned										
1. Fire.....	0	0	0	0	0	0	0	0	0	0	0	0
2.1 Allied lines.....	0	0	0	0	0	0	0	0	0	0	0	0
2.2 Multiple peril crop.....	0	0	0	0	0	0	0	0	0	0	0	0
2.3 Federal flood.....	94,948	93,286	0	50,563	0	0	0	0	0	0	17,921	2,851
2.4 Private crop.....	0	0	0	0	0	0	0	0	0	0	0	0
2.5 Private flood.....	0	0	0	0	0	0	0	0	0	0	0	0
3. Farmowners multiple peril.....	0	0	0	0	0	0	0	0	0	0	0	0
4. Homeowners multiple peril.....	5,216,037	5,637,875	0	2,665,741	4,017,083	4,286,288	1,219,822	45,837	41,445	31,704	463,271	173,349
5.1 Commercial multiple peril (non-liability portion).....	19,455	17,950	0	8,259	0	10,351	12,834	0	432	535	4,989	472
5.2 Commercial multiple peril (liability portion).....	6,894	6,246	0	2,937	4,823	17,941	13,755	0	280	439	1,251	169
6. Mortgage guaranty.....	0	0	0	0	0	0	0	0	0	0	0	0
8. Ocean marine.....	0	0	0	0	0	0	0	0	0	0	0	0
9. Inland marine.....	91,314	96,383	0	47,477	59,187	59,686	7,211	0	4	198	9,560	3,151
10. Financial guaranty.....	0	0	0	0	0	0	0	0	0	0	0	0
11. Medical professional liability.....	0	0	0	0	0	0	0	0	0	0	0	0
12. Earthquake.....	8,282	9,305	0	4,066	0	61	738	0	1	6	1,060	280
13. Group accident and health (b).....	0	0	0	0	0	0	0	0	0	0	0	0
14. Credit A&H (group and individual).....	0	0	0	0	0	0	0	0	0	0	0	0
15.1 Collectively renewable A&H (b).....	0	0	0	0	0	0	0	0	0	0	0	0
15.2 Non-cancelable A&H (b).....	0	0	0	0	0	0	0	0	0	0	0	0
15.3 Guaranteed renewable A&H (b).....	0	0	0	0	0	0	0	0	0	0	0	0
15.4 Non-renewable for stated reasons only (b).....	0	0	0	0	0	0	0	0	0	0	0	0
15.5 Other accident only.....	0	0	0	0	0	0	0	0	0	0	0	0
15.6 Medicare Title XVIII exempt from state taxes or fees.....	0	0	0	0	0	0	0	0	0	0	0	0
15.7 All other A&H (b).....	0	0	0	0	0	0	0	0	0	0	0	0
15.8 Federal employees health benefits plan premium.....	0	0	0	0	0	0	0	0	0	0	0	0
16. Workers' compensation.....	0	0	0	0	0	0	0	0	0	0	0	0
17.1 Other liability-occurrence.....	289,703	309,134	0	146,503	160,000	(275,430)	211,951	0	(2,805)	1,288	31,460	10,314
17.2 Other liability-claims-made.....	0	0	0	0	0	0	0	0	0	0	0	0
17.3 Excess workers' compensation.....	0	0	0	0	0	0	0	0	0	0	0	0
18. Products liability.....	0	0	0	0	0	0	0	0	0	0	0	0
19.1 Private passenger auto no-fault (personal injury protection).....	0	0	0	0	0	0	0	0	0	0	0	0
19.2 Other private passenger auto liability.....	2,157,355	2,313,694	0	931,112	1,288,535	903,982	1,893,117	926,789	881,894	153,177	223,075	75,025
19.3 Commercial auto no-fault (personal injury protection).....	0	0	0	0	0	0	0	0	0	0	0	0
19.4 Other commercial auto liability.....	0	0	0	0	0	0	0	0	0	0	0	0
21.1 Private passenger auto physical damage.....	1,396,727	1,464,076	0	599,085	683,098	673,519	24,942	1,828	2,471	1,524	146,815	48,636
21.2 Commercial auto physical damage.....	0	0	0	0	0	0	0	0	0	0	0	0
22. Aircraft (all perils).....	0	0	0	0	0	0	0	0	0	0	0	0
23. Fidelity.....	0	0	0	0	0	0	0	0	0	0	0	0
24. Surety.....	0	0	0	0	0	0	0	0	0	0	0	0
26. Burglary and theft.....	0	0	0	0	0	0	0	0	0	0	0	0
27. Boiler and machinery.....	0	0	0	0	0	0	0	0	0	0	0	0
28. Credit.....	0	0	0	0	0	0	0	0	0	0	0	0
30. Warranty.....	0	0	0	0	0	0	0	0	0	0	0	0
34. Aggregate write-ins for other lines of business.....	0	0	0	0	0	0	0	0	0	0	0	0
35. TOTALS (a).....	9,280,715	9,947,949	0	4,455,743	6,212,726	5,676,398	3,384,370	974,454	923,722	188,871	899,402	314,247

DETAILS OF WRITE-INS

3401. MISCELLANEOUS.....	0	0	0	0	0	0	0	0	0	0	0	0
3402.	0	0	0	0	0	0	0	0	0	0	0	0
3403.	0	0	0	0	0	0	0	0	0	0	0	0
3498. Summary of remaining write-ins for Line 34 from overflow page.....	0	0	0	0	0	0	0	0	0	0	0	0
3499. TOTALS (Lines 3401 through 3403 plus 3498) (Line 34 above).....	0	0	0	0	0	0	0	0	0	0	0	0

(a) Finance and service charges not included in Lines 1 to 35 \$.....25,146.

(b) For health business on indicated lines report: Number of persons insured under PPO managed care products.....0 and number of persons insured under indemnity only products.....0.

EXHIBIT OF PREMIUMS AND LOSSES (Statutory Page 14)



NAIC Group Code....241 NAIC Company Code....26298

BUSINESS IN THE STATE OF NEVADA DURING THE YEAR

19.NV

Line of Business	Gross Premiums, Including Policy and Membership Fees, Less Return Premiums and Premiums on Policies not Taken		3 Dividends Paid or Credited to Policyholders on Direct Business	4 Direct Unearned Premium Reserves	5 Direct Losses Paid (deducting salvage)	6 Direct Losses Incurred	7 Direct Losses Unpaid	8 Direct Defense and Cost Containment Expense Paid	9 Direct Defense and Cost Containment Expense Incurred	10 Direct Defense and Cost Containment Expense Unpaid	11 Commissions and Brokerage Expenses	12 Taxes, Licenses and Fees
	1 Direct Premiums Written	2 Direct Premiums Earned										
1. Fire.....	0	0	0	0	0	0	0	0	0	0	0	0
2.1 Allied lines.....	0	0	0	0	0	0	0	0	0	0	0	0
2.2 Multiple peril crop.....	0	0	0	0	0	0	0	0	0	0	0	0
2.3 Federal flood.....	17,907	17,807	0	10,458	0	0	0	0	0	0	1,851	627
2.4 Private crop.....	0	0	0	0	0	0	0	0	0	0	0	0
2.5 Private flood.....	0	0	0	0	0	0	0	0	0	0	0	0
3. Farmowners multiple peril.....	0	0	0	0	0	0	0	0	0	0	0	0
4. Homeowners multiple peril.....	4,295,496	4,332,991	0	2,275,468	2,276,988	2,336,551	517,193	70,424	61,450	13,264	270,439	164,238
5.1 Commercial multiple peril (non-liability portion).....	31,051	12,444	0	18,712	0	7,404	7,407	0	309	309	5,644	712
5.2 Commercial multiple peril (liability portion).....	32,782	18,598	0	14,462	0	10,074	10,081	0	2,518	2,520	5,907	747
6. Mortgage guaranty.....	0	0	0	0	0	0	0	0	0	0	0	0
8. Ocean marine.....	0	0	0	0	0	0	0	0	0	0	0	0
9. Inland marine.....	124,430	126,285	0	66,348	35,349	33,078	2,879	477	399	80	8,172	4,829
10. Financial guaranty.....	0	0	0	0	0	0	0	0	0	0	0	0
11. Medical professional liability.....	0	0	0	0	0	0	0	0	0	0	0	0
12. Earthquake.....	68,787	70,991	0	37,333	0	(1,412)	2,535	0	(27)	26	4,742	2,680
13. Group accident and health (b).....	0	0	0	0	0	0	0	0	0	0	0	0
14. Credit A&H (group and individual).....	0	0	0	0	0	0	0	0	0	0	0	0
15.1 Collectively renewable A&H (b).....	0	0	0	0	0	0	0	0	0	0	0	0
15.2 Non-cancelable A&H (b).....	0	0	0	0	0	0	0	0	0	0	0	0
15.3 Guaranteed renewable A&H (b).....	0	0	0	0	0	0	0	0	0	0	0	0
15.4 Non-renewable for stated reasons only (b).....	0	0	0	0	0	0	0	0	0	0	0	0
15.5 Other accident only.....	0	0	0	0	0	0	0	0	0	0	0	0
15.6 Medicare Title XVIII exempt from state taxes or fees.....	0	0	0	0	0	0	0	0	0	0	0	0
15.7 All other A&H (b).....	0	0	0	0	0	0	0	0	0	0	0	0
15.8 Federal employees health benefits plan premium.....	0	0	0	0	0	0	0	0	0	0	0	0
16. Workers' compensation.....	0	0	0	0	0	0	0	0	0	0	0	0
17.1 Other liability-occurrence.....	193,127	202,589	0	99,633	575,000	(473,234)	133,537	0	(6,677)	802	12,513	6,782
17.2 Other liability-claims-made.....	0	0	0	0	0	0	0	0	0	0	0	0
17.3 Excess workers' compensation.....	0	0	0	0	0	0	0	0	0	0	0	0
18. Products liability.....	0	0	0	0	0	0	0	0	0	0	0	0
19.1 Private passenger auto no-fault (personal injury protection).....	0	0	0	0	0	0	0	0	0	0	0	0
19.2 Other private passenger auto liability.....	2,191,784	2,330,657	0	970,435	2,053,310	2,485,773	2,322,030	120,216	153,630	197,612	190,837	87,491
19.3 Commercial auto no-fault (personal injury protection).....	0	0	0	0	0	0	0	0	0	0	0	0
19.4 Other commercial auto liability.....	0	0	0	0	0	0	0	0	0	0	0	0
21.1 Private passenger auto physical damage.....	1,426,136	1,481,765	0	636,209	616,528	650,052	(14,583)	3,580	3,246	557	126,055	56,942
21.2 Commercial auto physical damage.....	0	0	0	0	0	0	0	0	0	0	0	0
22. Aircraft (all perils).....	0	0	0	0	0	0	0	0	0	0	0	0
23. Fidelity.....	0	0	0	0	0	0	0	0	0	0	0	0
24. Surety.....	0	0	0	0	0	0	0	0	0	0	0	0
26. Burglary and theft.....	0	0	0	0	0	0	0	0	0	0	0	0
27. Boiler and machinery.....	0	0	0	0	0	0	0	0	0	0	0	0
28. Credit.....	0	0	0	0	0	0	0	0	0	0	0	0
30. Warranty.....	0	0	0	0	0	0	0	0	0	0	0	0
34. Aggregate write-ins for other lines of business.....	0	0	0	0	0	0	0	0	0	0	0	0
35. TOTALS (a).....	8,381,500	8,594,127	0	4,129,058	5,557,175	5,048,286	2,981,079	194,697	214,848	215,170	626,160	325,048

DETAILS OF WRITE-INS

3401. MISCELLANEOUS.....	0	0	0	0	0	0	0	0	0	0	0	0
3402.	0	0	0	0	0	0	0	0	0	0	0	0
3403.	0	0	0	0	0	0	0	0	0	0	0	0
3498. Summary of remaining write-ins for Line 34 from overflow page.....	0	0	0	0	0	0	0	0	0	0	0	0
3499. TOTALS (Lines 3401 through 3403 plus 3498) (Line 34 above).....	0	0	0	0	0	0	0	0	0	0	0	0

(a) Finance and service charges not included in Lines 1 to 35 \$....18,678.

(b) For health business on indicated lines report: Number of persons insured under PPO managed care products.....0 and number of persons insured under indemnity only products.....0.

EXHIBIT OF PREMIUMS AND LOSSES (Statutory Page 14)



NAIC Group Code....241 NAIC Company Code....26298

BUSINESS IN THE STATE OF NEW YORK DURING THE YEAR

Line of Business	Gross Premiums, Including Policy and Membership Fees, Less Return Premiums and Premiums on Policies not Taken		Dividends Paid or Credited to Policyholders on Direct Business	Direct Unearned Premium Reserves	Direct Losses Paid (deducting salvage)	Direct Losses Incurred	Direct Losses Unpaid	Direct Defense and Cost Containment Expense Paid	Direct Defense and Cost Containment Expense Incurred	Direct Defense and Cost Containment Expense Unpaid	Commissions and Brokerage Expenses	Taxes, Licenses and Fees
	Direct Premiums Written	Direct Premiums Earned										
1. Fire.....	456,991	470,668	0	226,080	174,873	128,825	128,659	110,120	92,343	32,101	147,571	10,054
2.1 Allied lines.....	0	0	0	0	0	(28,938)	74,293	9,447	6,208	6,191	0	0
2.2 Multiple peril crop.....	0	0	0	0	0	0	0	0	0	0	0	0
2.3 Federal flood.....	2,658,080	2,756,781	0	1,523,710	2,028,813	1,912,125	112,500	86,541	86,541	0	508,143	64,236
2.4 Private crop.....	0	0	0	0	0	0	0	0	0	0	0	0
2.5 Private flood.....	0	0	0	0	0	0	0	0	0	0	0	0
3. Farmowners multiple peril.....	0	0	0	0	0	0	0	0	0	0	0	0
4. Homeowners multiple peril.....	105,051,412	108,579,380	0	55,509,122	44,226,318	42,142,248	19,295,428	914,355	851,294	1,082,226	7,011,323	2,589,387
5.1 Commercial multiple peril (non-liability portion).....	509,231	232,425	0	276,806	0	139,971	139,971	0	5,832	5,832	94,909	11,324
5.2 Commercial multiple peril (liability portion).....	983,544	462,892	0	520,652	161,697	268,861	107,164	0	20,416	20,416	181,809	21,858
6. Mortgage guaranty.....	0	0	0	0	0	0	0	0	0	0	0	0
8. Ocean marine.....	0	0	0	0	0	0	0	0	0	0	0	0
9. Inland marine.....	3,201,056	3,228,249	0	1,640,903	774,142	786,313	293,388	0	(668)	10,805	195,803	90,818
10. Financial guaranty.....	0	0	0	0	0	0	0	0	0	0	0	0
11. Medical professional liability.....	0	0	0	0	0	0	0	0	0	0	0	0
12. Earthquake.....	95,327	96,223	0	51,457	0	(603)	6,262	0	(14)	87	6,654	2,361
13. Group accident and health (b).....	0	0	0	0	0	0	0	0	0	0	0	0
14. Credit A&H (group and individual).....	0	0	0	0	0	0	0	0	0	0	0	0
15.1 Collectively renewable A&H (b).....	0	0	0	0	0	0	0	0	0	0	0	0
15.2 Non-cancelable A&H (b).....	0	0	0	0	0	0	0	0	0	0	0	0
15.3 Guaranteed renewable A&H (b).....	0	0	0	0	0	0	0	0	0	0	0	0
15.4 Non-renewable for stated reasons only (b).....	0	0	0	0	0	0	0	0	0	0	0	0
15.5 Other accident only.....	0	0	0	0	0	0	0	0	0	0	0	0
15.6 Medicare Title XVIII exempt from state taxes or fees.....	0	0	0	0	0	0	0	0	0	0	0	0
15.7 All other A&H (b).....	3,336,939	3,297,404	0	278,187	1,225,934	1,283,102	391,898	0	0	0	0	66,739
15.8 Federal employees health benefits plan premium.....	0	0	0	0	0	0	0	0	0	0	0	0
16. Workers' compensation.....	0	0	0	0	0	0	0	48	48	0	0	0
17.1 Other liability-occurrence.....	4,930,414	4,985,560	0	2,480,255	2,054,803	2,137,087	10,872,699	30,601	28,931	66,771	316,191	112,071
17.2 Other liability-claims-made.....	0	0	0	0	0	0	0	0	0	0	0	0
17.3 Excess workers' compensation.....	0	0	0	0	0	0	0	0	0	0	0	0
18. Products liability.....	0	0	0	0	0	0	0	0	0	0	0	0
19.1 Private passenger auto no-fault (personal injury protection).....	2,350,211	2,067,198	0	1,152,386	849,814	1,219,958	950,252	33,645	130,279	252,298	286,910	59,893
19.2 Other private passenger auto liability.....	7,039,122	6,058,621	0	3,556,890	3,774,614	4,554,583	4,357,789	44,988	85,107	340,286	854,877	178,996
19.3 Commercial auto no-fault (personal injury protection).....	160	40	0	120	26	26	0	0	6	6	38	3
19.4 Other commercial auto liability.....	2,611	651	0	1,960	0	492	492	0	29	29	622	54
21.1 Private passenger auto physical damage.....	7,645,883	6,412,448	0	3,869,064	4,292,350	4,219,593	(145,141)	8,431	12,152	6,454	926,418	194,446
21.2 Commercial auto physical damage.....	925	233	0	692	0	186	186	0	0	0	220	19
22. Aircraft (all perils).....	0	0	0	0	0	0	0	0	0	0	0	0
23. Fidelity.....	0	0	0	0	0	0	0	0	0	0	0	0
24. Surety.....	0	0	0	0	0	0	0	0	0	0	0	0
26. Burglary and theft.....	0	0	0	0	0	0	0	0	0	0	0	0
27. Boiler and machinery.....	0	0	0	0	0	0	0	0	0	0	0	0
28. Credit.....	0	0	0	0	0	0	0	0	0	0	0	0
30. Warranty.....	0	0	0	0	0	0	0	0	0	0	0	0
34. Aggregate write-ins for other lines of business.....	0	0	0	0	0	0	0	0	0	0	0	0
35. TOTALS (a).....	138,261,906	138,648,773	0	71,088,284	59,563,358	58,763,829	36,585,866	1,238,176	1,318,504	1,823,502	10,531,488	3,402,259

DETAILS OF WRITE-INS

3401. MISCELLANEOUS.....	0	0	0	0	0	0	0	0	0	0	0	0
3402.	0	0	0	0	0	0	0	0	0	0	0	0
3403.	0	0	0	0	0	0	0	0	0	0	0	0
3498. Summary of remaining write-ins for Line 34 from overflow page.....	0	0	0	0	0	0	0	0	0	0	0	0
3499. TOTALS (Lines 3401 through 3403 plus 3498) (Line 34 above).....	0	0	0	0	0	0	0	0	0	0	0	0

(a) Finance and service charges not included in Lines 1 to 35 \$.....761,213.

(b) For health business on indicated lines report: Number of persons insured under PPO managed care products.....0 and number of persons insured under indemnity only products.....0.

19.NY

EXHIBIT OF PREMIUMS AND LOSSES (Statutory Page 14)



NAIC Group Code....241 NAIC Company Code....26298

BUSINESS IN THE STATE OF OHIO DURING THE YEAR

19.OH

Line of Business	Gross Premiums, Including Policy and Membership Fees, Less Return Premiums and Premiums on Policies not Taken		3 Dividends Paid or Credited to Policyholders on Direct Business	4 Direct Unearned Premium Reserves	5 Direct Losses Paid (deducting salvage)	6 Direct Losses Incurred	7 Direct Losses Unpaid	8 Direct Defense and Cost Containment Expense Paid	9 Direct Defense and Cost Containment Expense Incurred	10 Direct Defense and Cost Containment Expense Unpaid	11 Commissions and Brokerage Expenses	12 Taxes, Licenses and Fees
	1 Direct Premiums Written	2 Direct Premiums Earned										
1. Fire.....	0	0	0	0	0	0	0	0	0	0	0	0
2.1 Allied lines.....	0	0	0	0	0	0	0	0	0	0	0	0
2.2 Multiple peril crop.....	0	0	0	0	0	0	0	0	0	0	0	0
2.3 Federal flood.....	125,019	127,857	0	72,206	0	0	750	750	0	0	12,082	2,500
2.4 Private crop.....	0	0	0	0	0	0	0	0	0	0	0	0
2.5 Private flood.....	0	0	0	0	0	0	0	0	0	0	0	0
3. Farmowners multiple peril.....	0	0	0	0	0	0	0	0	0	0	0	0
4. Homeowners multiple peril.....	19,833,831	20,341,585	0	10,414,376	8,641,127	8,805,992	2,269,285	102,513	97,505	90,563	1,495,690	500,114
5.1 Commercial multiple peril (non-liability portion).....	23,791	13,828	0	12,513	0	7,687	9,487	0	320	395	4,681	622
5.2 Commercial multiple peril (liability portion).....	24,701	15,254	0	12,729	5,000	21,140	17,595	0	535	899	5,000	651
6. Mortgage guaranty.....	0	0	0	0	0	0	0	0	0	0	0	0
8. Ocean marine.....	0	0	0	0	0	0	0	0	0	0	0	0
9. Inland marine.....	525,880	515,570	0	265,538	166,333	125,530	19,012	0	(925)	534	53,708	13,668
10. Financial guaranty.....	0	0	0	0	0	0	0	0	0	0	0	0
11. Medical professional liability.....	0	0	0	0	0	0	0	0	0	0	0	0
12. Earthquake.....	126,089	125,110	0	65,735	0	(1,491)	5,049	0	(35)	62	14,697	3,356
13. Group accident and health (b).....	0	0	0	0	0	0	0	0	0	0	0	0
14. Credit A&H (group and individual).....	0	0	0	0	0	0	0	0	0	0	0	0
15.1 Collectively renewable A&H (b).....	0	0	0	0	0	0	0	0	0	0	0	0
15.2 Non-cancelable A&H (b).....	0	0	0	0	0	0	0	0	0	0	0	0
15.3 Guaranteed renewable A&H (b).....	0	0	0	0	0	0	0	0	0	0	0	0
15.4 Non-renewable for stated reasons only (b).....	0	0	0	0	0	0	0	0	0	0	0	0
15.5 Other accident only.....	0	0	0	0	0	0	0	0	0	0	0	0
15.6 Medicare Title XVIII exempt from state taxes or fees.....	0	0	0	0	0	0	0	0	0	0	0	0
15.7 All other A&H (b).....	0	0	0	0	0	0	0	0	0	0	0	0
15.8 Federal employees health benefits plan premium.....	0	0	0	0	0	0	0	0	0	0	0	0
16. Workers' compensation.....	0	0	0	0	0	0	0	0	0	0	0	0
17.1 Other liability-occurrence.....	1,199,824	1,176,511	0	622,463	1,033,000	511,492	1,083,792	17,173	13,645	6,635	105,094	27,982
17.2 Other liability-claims-made.....	0	0	0	0	0	0	0	0	0	0	0	0
17.3 Excess workers' compensation.....	0	0	0	0	0	0	0	0	0	0	0	0
18. Products liability.....	0	0	0	0	0	0	0	0	0	0	0	0
19.1 Private passenger auto no-fault (personal injury protection).....	0	0	0	0	0	0	0	0	0	0	0	0
19.2 Other private passenger auto liability.....	10,049,238	9,831,132	0	4,190,799	7,011,073	6,156,559	5,327,426	283,413	182,199	437,847	777,932	234,224
19.3 Commercial auto no-fault (personal injury protection).....	0	0	0	0	0	0	0	0	0	0	0	0
19.4 Other commercial auto liability.....	16,254	7,791	0	9,112	4,991	4,991	5,043	0	240	244	3,263	335
21.1 Private passenger auto physical damage.....	9,379,779	9,172,575	0	3,898,157	4,749,753	4,800,809	26,797	8,602	8,686	3,119	747,836	219,360
21.2 Commercial auto physical damage.....	6,617	3,085	0	3,532	4,212	7,340	3,128	0	6	6	1,320	136
22. Aircraft (all perils).....	0	0	0	0	0	0	0	0	0	0	0	0
23. Fidelity.....	0	0	0	0	0	0	0	0	0	0	0	0
24. Surety.....	0	0	0	0	0	0	0	0	0	0	0	0
26. Burglary and theft.....	0	0	0	0	0	0	0	0	0	0	0	0
27. Boiler and machinery.....	0	0	0	0	0	0	0	0	0	0	0	0
28. Credit.....	0	0	0	0	0	0	0	0	0	0	0	0
30. Warranty.....	0	0	0	0	0	0	0	0	0	0	0	0
34. Aggregate write-ins for other lines of business.....	0	0	0	0	0	0	0	0	0	0	0	0
35. TOTALS (a).....	41,311,023	41,330,298	0	19,567,160	21,610,498	20,440,049	8,766,614	412,451	302,926	540,304	3,221,303	1,002,948

DETAILS OF WRITE-INS

3401. MISCELLANEOUS.....	0	0	0	0	0	0	0	0	0	0	0	0
3402.	0	0	0	0	0	0	0	0	0	0	0	0
3403.	0	0	0	0	0	0	0	0	0	0	0	0
3498. Summary of remaining write-ins for Line 34 from overflow page.....	0	0	0	0	0	0	0	0	0	0	0	0
3499. TOTALS (Lines 3401 through 3403 plus 3498) (Line 34 above).....	0	0	0	0	0	0	0	0	0	0	0	0

(a) Finance and service charges not included in Lines 1 to 35 \$....164,578.

(b) For health business on indicated lines report: Number of persons insured under PPO managed care products.....0 and number of persons insured under indemnity only products.....0.

EXHIBIT OF PREMIUMS AND LOSSES (Statutory Page 14)



NAIC Group Code....241 NAIC Company Code....26298

BUSINESS IN THE STATE OF OKLAHOMA DURING THE YEAR

Line of Business	Gross Premiums, Including Policy and Membership Fees, Less Return Premiums and Premiums on Policies not Taken		3 Dividends Paid or Credited to Policyholders on Direct Business	4 Direct Unearned Premium Reserves	5 Direct Losses Paid (deducting salvage)	6 Direct Losses Incurred	7 Direct Losses Unpaid	8 Direct Defense and Cost Containment Expense Paid	9 Direct Defense and Cost Containment Expense Incurred	10 Direct Defense and Cost Containment Expense Unpaid	11 Commissions and Brokerage Expenses	12 Taxes, Licenses and Fees
	1 Direct Premiums Written	2 Direct Premiums Earned										
1. Fire.....	0	0	0	0	0	0	0	0	0	0	0	0
2.1 Allied lines.....	0	0	0	0	0	0	0	0	0	0	0	0
2.2 Multiple peril crop.....	0	0	0	0	0	0	0	0	0	0	0	0
2.3 Federal flood.....	41,949	43,574	0	25,367	227,673	227,673	0	12,382	12,382	0	10,733	944
2.4 Private crop.....	0	0	0	0	0	0	0	0	0	0	0	0
2.5 Private flood.....	0	0	0	0	0	0	0	0	0	0	0	0
3. Farmowners multiple peril.....	0	0	0	0	0	0	0	0	0	0	0	0
4. Homeowners multiple peril.....	10,878,968	11,996,405	0	5,304,094	4,318,661	3,338,483	1,220,094	27,525	(3,934)	52,387	1,157,975	278,087
5.1 Commercial multiple peril (non-liability portion).....	28,095	4,338	0	23,757	0	2,461	2,461	0	103	103	6,071	850
5.2 Commercial multiple peril (liability portion).....	4,341	1,148	0	3,193	0	621	621	0	155	155	945	131
6. Mortgage guaranty.....	0	0	0	0	0	0	0	0	0	0	0	0
8. Ocean marine.....	0	0	0	0	0	0	0	0	0	0	0	0
9. Inland marine.....	165,661	178,266	0	77,943	44,593	28,648	8,395	0	(559)	213	19,437	4,441
10. Financial guaranty.....	0	0	0	0	0	0	0	0	0	0	0	0
11. Medical professional liability.....	0	0	0	0	0	0	0	0	0	0	0	0
12. Earthquake.....	86,976	91,102	0	41,325	0	(4,994)	3,390	0	(105)	42	11,672	2,234
13. Group accident and health (b).....	0	0	0	0	0	0	0	0	0	0	0	0
14. Credit A&H (group and individual).....	0	0	0	0	0	0	0	0	0	0	0	0
15.1 Collectively renewable A&H (b).....	0	0	0	0	0	0	0	0	0	0	0	0
15.2 Non-cancelable A&H (b).....	0	0	0	0	0	0	0	0	0	0	0	0
15.3 Guaranteed renewable A&H (b).....	0	0	0	0	0	0	0	0	0	0	0	0
15.4 Non-renewable for stated reasons only (b).....	0	0	0	0	0	0	0	0	0	0	0	0
15.5 Other accident only.....	0	0	0	0	0	0	0	0	0	0	0	0
15.6 Medicare Title XVIII exempt from state taxes or fees.....	0	0	0	0	0	0	0	0	0	0	0	0
15.7 All other A&H (b).....	0	0	0	0	0	0	0	0	0	0	0	0
15.8 Federal employees health benefits plan premium.....	0	0	0	0	0	0	0	0	0	0	0	0
16. Workers' compensation.....	0	0	0	0	0	0	0	0	0	0	0	0
17.1 Other liability-occurrence.....	186,299	201,407	0	89,211	0	1,003,352	1,161,180	0	6,137	7,120	22,289	4,875
17.2 Other liability-claims-made.....	0	0	0	0	0	0	0	0	0	0	0	0
17.3 Excess workers' compensation.....	0	0	0	0	0	0	0	0	0	0	0	0
18. Products liability.....	0	0	0	0	0	0	0	0	0	0	0	0
19.1 Private passenger auto no-fault (personal injury protection).....	0	0	0	0	0	0	0	0	0	0	0	0
19.2 Other private passenger auto liability.....	3,956,258	4,250,912	0	1,799,031	2,561,865	1,823,981	2,626,756	118,499	43,130	215,557	494,727	106,687
19.3 Commercial auto no-fault (personal injury protection).....	0	0	0	0	0	0	0	0	0	0	0	0
19.4 Other commercial auto liability.....	0	0	0	0	0	0	0	0	0	0	0	0
21.1 Private passenger auto physical damage.....	3,378,769	3,521,056	0	1,553,529	1,714,531	1,766,946	81,550	2,527	547	26	420,438	91,026
21.2 Commercial auto physical damage.....	0	0	0	0	0	0	0	0	0	0	0	0
22. Aircraft (all perils).....	0	0	0	0	0	0	0	0	0	0	0	0
23. Fidelity.....	0	0	0	0	0	0	0	0	0	0	0	0
24. Surety.....	0	0	0	0	0	0	0	0	0	0	0	0
26. Burglary and theft.....	0	0	0	0	0	0	0	0	0	0	0	0
27. Boiler and machinery.....	0	0	0	0	0	0	0	0	0	0	0	0
28. Credit.....	0	0	0	0	0	0	0	0	0	0	0	0
30. Warranty.....	0	0	0	0	0	0	0	0	0	0	0	0
34. Aggregate write-ins for other lines of business.....	0	0	0	0	0	0	0	0	0	0	0	0
35. TOTALS (a).....	18,727,316	20,288,208	0	8,917,450	8,867,323	8,187,171	5,104,447	160,933	57,856	275,603	2,144,287	489,275

DETAILS OF WRITE-INS

3401. MISCELLANEOUS.....	0	0	0	0	0	0	0	0	0	0	0	0
3402.	0	0	0	0	0	0	0	0	0	0	0	0
3403.	0	0	0	0	0	0	0	0	0	0	0	0
3498. Summary of remaining write-ins for Line 34 from overflow page.....	0	0	0	0	0	0	0	0	0	0	0	0
3499. TOTALS (Lines 3401 through 3403 plus 3498) (Line 34 above).....	0	0	0	0	0	0	0	0	0	0	0	0

(a) Finance and service charges not included in Lines 1 to 35 \$.....20,069.

(b) For health business on indicated lines report: Number of persons insured under PPO managed care products.....0 and number of persons insured under indemnity only products.....0.

19.OK

EXHIBIT OF PREMIUMS AND LOSSES (Statutory Page 14)



NAIC Group Code....241 NAIC Company Code....26298

BUSINESS IN THE STATE OF OREGON DURING THE YEAR

19.OR

Line of Business	Gross Premiums, Including Policy and Membership Fees, Less Return Premiums and Premiums on Policies not Taken		3 Dividends Paid or Credited to Policyholders on Direct Business	4 Direct Unearned Premium Reserves	5 Direct Losses Paid (deducting salvage)	6 Direct Losses Incurred	7 Direct Losses Unpaid	8 Direct Defense and Cost Containment Expense Paid	9 Direct Defense and Cost Containment Expense Incurred	10 Direct Defense and Cost Containment Expense Unpaid	11 Commissions and Brokerage Expenses	12 Taxes, Licenses and Fees
	1 Direct Premiums Written	2 Direct Premiums Earned										
1. Fire.....	0	0	0	0	0	0	0	0	0	0	0	0
2.1 Allied lines.....	0	0	0	0	0	0	0	0	0	0	0	0
2.2 Multiple peril crop.....	0	0	0	0	0	0	0	0	0	0	0	0
2.3 Federal flood.....	129,224	119,152	0	66,480	23,560	23,560	0	2,300	2,300	0	16,048	2,584
2.4 Private crop.....	0	0	0	0	0	0	0	0	0	0	0	0
2.5 Private flood.....	0	0	0	0	0	0	0	0	0	0	0	0
3. Farmowners multiple peril.....	0	0	0	0	0	0	0	0	0	0	0	0
4. Homeowners multiple peril.....	8,339,469	8,521,274	0	4,271,759	4,146,222	4,210,274	1,521,236	729,147	726,198	64,412	820,317	245,279
5.1 Commercial multiple peril (non-liability portion).....	17,452	8,926	0	11,274	0	7,619	8,772	0	318	366	3,412	380
5.2 Commercial multiple peril (liability portion).....	19,456	11,462	0	11,681	0	5,363	6,767	0	1,341	1,692	3,772	444
6. Mortgage guaranty.....	0	0	0	0	0	0	0	0	0	0	0	0
8. Ocean marine.....	0	0	0	0	0	0	0	0	0	0	0	0
9. Inland marine.....	261,912	265,008	0	132,266	69,529	51,237	19,329	26,470	25,774	431	26,444	8,345
10. Financial guaranty.....	0	0	0	0	0	0	0	0	0	0	0	0
11. Medical professional liability.....	0	0	0	0	0	0	0	0	0	0	0	0
12. Earthquake.....	578,448	593,446	0	291,628	0	(10,293)	30,289	0	(248)	492	64,727	17,120
13. Group accident and health (b).....	0	0	0	0	0	0	0	0	0	0	0	0
14. Credit A&H (group and individual).....	0	0	0	0	0	0	0	0	0	0	0	0
15.1 Collectively renewable A&H (b).....	0	0	0	0	0	0	0	0	0	0	0	0
15.2 Non-cancelable A&H (b).....	0	0	0	0	0	0	0	0	0	0	0	0
15.3 Guaranteed renewable A&H (b).....	0	0	0	0	0	0	0	0	0	0	0	0
15.4 Non-renewable for stated reasons only (b).....	0	0	0	0	0	0	0	0	0	0	0	0
15.5 Other accident only.....	0	0	0	0	0	0	0	0	0	0	0	0
15.6 Medicare Title XVIII exempt from state taxes or fees.....	0	0	0	0	0	0	0	0	0	0	0	0
15.7 All other A&H (b).....	439,401	435,725	0	36,550	73,501	68,237	32,986	0	0	0	0	8,788
15.8 Federal employees health benefits plan premium.....	0	0	0	0	0	0	0	0	0	0	0	0
16. Workers' compensation.....	0	0	0	0	0	0	0	0	0	0	0	0
17.1 Other liability-occurrence.....	760,791	773,569	0	378,384	250,000	282,223	992,164	0	(4)	6,075	68,708	15,466
17.2 Other liability-claims-made.....	0	0	0	0	0	0	0	0	0	0	0	0
17.3 Excess workers' compensation.....	0	0	0	0	0	0	0	0	0	0	0	0
18. Products liability.....	0	0	0	0	0	0	0	0	0	0	0	0
19.1 Private passenger auto no-fault (personal injury protection).....	998,812	1,021,838	0	392,075	702,685	395,995	(10,932)	5,543	(76,726)	(2,925)	86,730	22,902
19.2 Other private passenger auto liability.....	5,375,167	5,426,755	0	2,189,916	3,835,667	3,896,915	5,309,139	160,658	138,938	442,643	477,993	124,245
19.3 Commercial auto no-fault (personal injury protection).....	0	0	0	0	0	0	0	0	0	0	0	0
19.4 Other commercial auto liability.....	0	0	0	0	0	0	0	0	0	0	0	0
21.1 Private passenger auto physical damage.....	3,591,428	3,561,976	0	1,476,050	1,902,194	1,902,140	24,796	3,929	4,452	1,218	323,340	83,319
21.2 Commercial auto physical damage.....	0	0	0	0	0	0	0	0	0	0	0	0
22. Aircraft (all perils).....	0	0	0	0	0	0	0	0	0	0	0	0
23. Fidelity.....	0	0	0	0	0	0	0	0	0	0	0	0
24. Surety.....	0	0	0	0	0	0	0	0	0	0	0	0
26. Burglary and theft.....	0	0	0	0	0	0	0	0	0	0	0	0
27. Boiler and machinery.....	0	0	0	0	0	0	0	0	0	0	0	0
28. Credit.....	0	0	0	0	0	0	0	0	0	0	0	0
30. Warranty.....	0	0	0	0	0	0	0	0	0	0	0	0
34. Aggregate write-ins for other lines of business.....	0	0	0	0	0	0	0	0	0	0	0	0
35. TOTALS (a).....	20,511,560	20,739,131	0	9,258,063	11,003,358	10,833,270	7,934,546	928,047	822,343	514,404	1,891,491	528,872

DETAILS OF WRITE-INS

3401. MISCELLANEOUS.....	0	0	0	0	0	0	0	0	0	0	0	0
3402.	0	0	0	0	0	0	0	0	0	0	0	0
3403.	0	0	0	0	0	0	0	0	0	0	0	0
3498. Summary of remaining write-ins for Line 34 from overflow page.....	0	0	0	0	0	0	0	0	0	0	0	0
3499. TOTALS (Lines 3401 through 3403 plus 3498) (Line 34 above).....	0	0	0	0	0	0	0	0	0	0	0	0

(a) Finance and service charges not included in Lines 1 to 35 \$.....37,485.

(b) For health business on indicated lines report: Number of persons insured under PPO managed care products.....0 and number of persons insured under indemnity only products.....0.

EXHIBIT OF PREMIUMS AND LOSSES (Statutory Page 14)



NAIC Group Code....241 NAIC Company Code....26298

BUSINESS IN THE STATE OF PENNSYLVANIA DURING THE YEAR

Line of Business	Gross Premiums, Including Policy and Membership Fees, Less Return Premiums and Premiums on Policies not Taken		3 Dividends Paid or Credited to Policyholders on Direct Business	4 Direct Unearned Premium Reserves	5 Direct Losses Paid (deducting salvage)	6 Direct Losses Incurred	7 Direct Losses Unpaid	8 Direct Defense and Cost Containment Expense Paid	9 Direct Defense and Cost Containment Expense Incurred	10 Direct Defense and Cost Containment Expense Unpaid	11 Commissions and Brokerage Expenses	12 Taxes, Licenses and Fees
	1 Direct Premiums Written	2 Direct Premiums Earned										
1. Fire.....	0	0	0	0	0	0	0	0	0	0	0	0
2.1 Allied lines.....	0	0	0	0	0	0	0	0	0	0	0	0
2.2 Multiple peril crop.....	0	0	0	0	0	0	0	0	0	0	0	0
2.3 Federal flood.....	164,399	158,699	0	96,528	0	56,500	56,500	490	490	0	24,586	3,288
2.4 Private crop.....	0	0	0	0	0	0	0	0	0	0	0	0
2.5 Private flood.....	0	0	0	0	0	0	0	0	0	0	0	0
3. Farmowners multiple peril.....	0	0	0	0	0	0	0	0	0	0	0	0
4. Homeowners multiple peril.....	18,967,695	18,204,352	0	10,048,586	8,434,919	10,930,029	5,476,925	270,054	334,266	199,374	2,171,089	484,515
5.1 Commercial multiple peril (non-liability portion).....	57,888	37,298	0	34,794	0	21,613	24,889	0	900	1,037	11,029	1,364
5.2 Commercial multiple peril (liability portion).....	49,065	31,661	0	27,842	3,097	15,698	14,864	0	3,150	3,716	9,038	1,185
6. Mortgage guaranty.....	0	0	0	0	0	0	0	0	0	0	0	0
8. Ocean marine.....	0	0	0	0	0	0	0	0	0	0	0	0
9. Inland marine.....	600,825	553,237	0	314,592	165,695	174,480	32,342	0	95	882	80,548	15,833
10. Financial guaranty.....	0	0	0	0	0	0	0	0	0	0	0	0
11. Medical professional liability.....	0	0	0	0	0	0	0	0	0	0	0	0
12. Earthquake.....	14,530	14,640	0	7,601	0	(182)	817	0	(4)	2	1,645	378
13. Group accident and health (b).....	0	0	0	0	0	0	0	0	0	0	0	0
14. Credit A&H (group and individual).....	0	0	0	0	0	0	0	0	0	0	0	0
15.1 Collectively renewable A&H (b).....	0	0	0	0	0	0	0	0	0	0	0	0
15.2 Non-cancelable A&H (b).....	0	0	0	0	0	0	0	0	0	0	0	0
15.3 Guaranteed renewable A&H (b).....	0	0	0	0	0	0	0	0	0	0	0	0
15.4 Non-renewable for stated reasons only (b).....	0	0	0	0	0	0	0	0	0	0	0	0
15.5 Other accident only.....	0	0	0	0	0	0	0	0	0	0	0	0
15.6 Medicare Title XVIII exempt from state taxes or fees.....	0	0	0	0	0	0	0	0	0	0	0	0
15.7 All other A&H (b).....	0	0	0	0	0	0	0	0	0	0	0	0
15.8 Federal employees health benefits plan premium.....	0	0	0	0	0	0	0	0	0	0	0	0
16. Workers' compensation.....	0	0	0	0	0	0	0	0	0	0	0	0
17.1 Other liability-occurrence.....	1,099,838	1,022,502	0	582,028	0	384,505	966,816	0	2,255	5,934	123,314	29,531
17.2 Other liability-claims-made.....	0	0	0	0	0	0	0	0	0	0	0	0
17.3 Excess workers' compensation.....	0	0	0	0	0	0	0	0	0	0	0	0
18. Products liability.....	0	0	0	0	0	0	0	0	0	0	0	0
19.1 Private passenger auto no-fault (personal injury protection).....	67,476	69,689	0	15,813	754,070	276,716	3,265,118	0	(137,283)	866,943	(135)	1,545
19.2 Other private passenger auto liability.....	357,218	367,779	0	84,886	130,321	263,923	290,092	10,823	22,982	24,976	(547)	8,181
19.3 Commercial auto no-fault (personal injury protection).....	562	73	0	489	0	47	47	0	11	11	108	12
19.4 Other commercial auto liability.....	21,246	2,982	0	18,264	0	2,281	2,281	0	104	104	4,092	441
21.1 Private passenger auto physical damage.....	428,941	436,969	0	103,929	137,044	119,606	(12,834)	1,885	2,192	324	(1,356)	9,817
21.2 Commercial auto physical damage.....	14,777	2,055	0	12,722	0	1,639	1,639	0	5	5	2,787	300
22. Aircraft (all perils).....	0	0	0	0	0	0	0	0	0	0	0	0
23. Fidelity.....	0	0	0	0	0	0	0	0	0	0	0	0
24. Surety.....	0	0	0	0	0	0	0	0	0	0	0	0
26. Burglary and theft.....	0	0	0	0	0	0	0	0	0	0	0	0
27. Boiler and machinery.....	0	0	0	0	0	0	0	0	0	0	0	0
28. Credit.....	0	0	0	0	0	0	0	0	0	0	0	0
30. Warranty.....	0	0	0	0	0	0	0	0	0	0	0	0
34. Aggregate write-ins for other lines of business.....	0	0	0	0	0	0	0	0	0	0	0	0
35. TOTALS (a).....	21,844,460	20,901,936	0	11,348,074	9,625,146	12,246,855	10,119,496	283,252	229,163	1,103,308	2,426,198	556,390

DETAILS OF WRITE-INS

3401. MISCELLANEOUS.....	0	0	0	0	0	0	0	0	0	0	0	0
3402.	0	0	0	0	0	0	0	0	0	0	0	0
3403.	0	0	0	0	0	0	0	0	0	0	0	0
3498. Summary of remaining write-ins for Line 34 from overflow page.....	0	0	0	0	0	0	0	0	0	0	0	0
3499. TOTALS (Lines 3401 through 3403 plus 3498) (Line 34 above).....	0	0	0	0	0	0	0	0	0	0	0	0

(a) Finance and service charges not included in Lines 1 to 35 \$.....70,903.

(b) For health business on indicated lines report: Number of persons insured under PPO managed care products.....0 and number of persons insured under indemnity only products.....0.

19.PA

EXHIBIT OF PREMIUMS AND LOSSES (Statutory Page 14)



NAIC Group Code....241 NAIC Company Code....26298

BUSINESS IN THE STATE OF RHODE ISLAND DURING THE YEAR

19.RI

Line of Business	Gross Premiums, Including Policy and Membership Fees, Less Return Premiums and Premiums on Policies not Taken		Dividends Paid or Credited to Policyholders on Direct Business	Direct Unearned Premium Reserves	Direct Losses Paid (deducting salvage)	Direct Losses Incurred	Direct Losses Unpaid	Direct Defense and Cost Containment Expense Paid	Direct Defense and Cost Containment Expense Incurred	Direct Defense and Cost Containment Expense Unpaid	Commissions and Brokerage Expenses	Taxes, Licenses and Fees
	Direct Premiums Written	Direct Premiums Earned										
1. Fire.....	0	0	0	0	0	0	0	0	0	0	0	0
2.1 Allied lines.....	0	0	0	0	0	0	0	0	0	0	0	0
2.2 Multiple peril crop.....	0	0	0	0	0	0	0	0	0	0	0	0
2.3 Federal flood.....	276,585	300,532	0	168,162	0	0	0	0	0	0	42,082	5,532
2.4 Private crop.....	0	0	0	0	0	0	0	0	0	0	0	0
2.5 Private flood.....	0	0	0	0	0	0	0	0	0	0	0	0
3. Farmowners multiple peril.....	0	0	0	0	0	0	0	0	0	0	0	0
4. Homeowners multiple peril.....	13,455,400	13,856,556	0	7,026,449	6,828,680	6,082,064	2,377,280	33,543	(6,335)	102,227	1,092,797	465,641
5.1 Commercial multiple peril (non-liability portion).....	39,790	17,301	0	24,004	0	10,932	10,955	0	455	456	7,103	873
5.2 Commercial multiple peril (liability portion).....	31,924	12,813	0	19,719	0	7,367	7,377	0	1,841	1,844	5,696	723
6. Mortgage guaranty.....	0	0	0	0	0	0	0	0	0	0	0	0
8. Ocean marine.....	0	0	0	0	0	0	0	0	0	0	0	0
9. Inland marine.....	246,291	244,453	0	129,554	90,179	82,176	10,579	0	(274)	294	19,157	42,368
10. Financial guaranty.....	0	0	0	0	0	0	0	0	0	0	0	0
11. Medical professional liability.....	0	0	0	0	0	0	0	0	0	0	0	0
12. Earthquake.....	18,867	19,094	0	9,111	0	(585)	1,059	0	(14)	8	1,594	657
13. Group accident and health (b).....	0	0	0	0	0	0	0	0	0	0	0	0
14. Credit A&H (group and individual).....	0	0	0	0	0	0	0	0	0	0	0	0
15.1 Collectively renewable A&H (b).....	0	0	0	0	0	0	0	0	0	0	0	0
15.2 Non-cancelable A&H (b).....	0	0	0	0	0	0	0	0	0	0	0	0
15.3 Guaranteed renewable A&H (b).....	0	0	0	0	0	0	0	0	0	0	0	0
15.4 Non-renewable for stated reasons only (b).....	0	0	0	0	0	0	0	0	0	0	0	0
15.5 Other accident only.....	0	0	0	0	0	0	0	0	0	0	0	0
15.6 Medicare Title XVIII exempt from state taxes or fees.....	0	0	0	0	0	0	0	0	0	0	0	0
15.7 All other A&H (b).....	7,676,226	7,573,613	0	640,473	2,359,258	2,465,814	932,603	0	0	0	0	153,525
15.8 Federal employees health benefits plan premium.....	0	0	0	0	0	0	0	0	0	0	0	0
16. Workers' compensation.....	0	0	0	0	0	0	0	0	0	0	0	0
17.1 Other liability-occurrence.....	554,349	578,196	0	277,414	1,205,000	1,881,104	1,550,566	0	3,985	9,517	36,877	78,723
17.2 Other liability-claims-made.....	0	0	0	0	0	0	0	0	0	0	0	0
17.3 Excess workers' compensation.....	0	0	0	0	0	0	0	0	0	0	0	0
18. Products liability.....	0	0	0	0	0	0	0	0	0	0	0	0
19.1 Private passenger auto no-fault (personal injury protection).....	0	0	0	0	0	0	0	0	0	0	0	0
19.2 Other private passenger auto liability.....	9,591,500	9,746,889	0	3,363,483	8,077,363	9,683,136	12,362,113	66,294	139,956	1,006,303	822,621	326,848
19.3 Commercial auto no-fault (personal injury protection).....	0	0	0	0	0	0	0	0	0	0	0	0
19.4 Other commercial auto liability.....	0	0	0	0	0	0	0	0	0	0	0	0
21.1 Private passenger auto physical damage.....	4,447,369	4,650,573	0	1,354,834	2,240,927	2,190,732	(26,295)	5,968	6,793	2,509	358,033	154,500
21.2 Commercial auto physical damage.....	0	0	0	0	0	0	0	0	0	0	0	0
22. Aircraft (all perils).....	0	0	0	0	0	0	0	0	0	0	0	0
23. Fidelity.....	0	0	0	0	0	0	0	0	0	0	0	0
24. Surety.....	0	0	0	0	0	0	0	0	0	0	0	0
26. Burglary and theft.....	0	0	0	0	0	0	0	0	0	0	0	0
27. Boiler and machinery.....	0	0	0	0	0	0	0	0	0	0	0	0
28. Credit.....	0	0	0	0	0	0	0	0	0	0	0	0
30. Warranty.....	0	0	0	0	0	0	0	0	0	0	0	0
34. Aggregate write-ins for other lines of business.....	0	0	0	0	0	0	0	0	0	0	0	0
35. TOTALS (a).....	36,338,301	37,000,020	0	13,013,203	20,801,407	22,402,740	17,226,237	105,805	146,407	1,123,158	2,385,960	1,229,390

DETAILS OF WRITE-INS

3401. MISCELLANEOUS.....	0	0	0	0	0	0	0	0	0	0	0	0
3402.	0	0	0	0	0	0	0	0	0	0	0	0
3403.	0	0	0	0	0	0	0	0	0	0	0	0
3498. Summary of remaining write-ins for Line 34 from overflow page.....	0	0	0	0	0	0	0	0	0	0	0	0
3499. TOTALS (Lines 3401 through 3403 plus 3498) (Line 34 above).....	0	0	0	0	0	0	0	0	0	0	0	0

(a) Finance and service charges not included in Lines 1 to 35 \$.....156,733.

(b) For health business on indicated lines report: Number of persons insured under PPO managed care products.....0 and number of persons insured under indemnity only products.....0.

EXHIBIT OF PREMIUMS AND LOSSES (Statutory Page 14)



NAIC Group Code....241 NAIC Company Code....26298

BUSINESS IN THE STATE OF SOUTH CAROLINA DURING THE YEAR

Line of Business	Gross Premiums, Including Policy and Membership Fees, Less Return Premiums and Premiums on Policies not Taken		Dividends Paid or Credited to Policyholders on Direct Business	Direct Unearned Premium Reserves	Direct Losses Paid (deducting salvage)	Direct Losses Incurred	Direct Losses Unpaid	Direct Defense and Cost Containment Expense Paid	Direct Defense and Cost Containment Expense Incurred	Direct Defense and Cost Containment Expense Unpaid	Commissions and Brokerage Expenses	Taxes, Licenses and Fees
	1 Direct Premiums Written	2 Direct Premiums Earned										
1. Fire.....	0	0	0	0	0	(3)	0	0	0	0	0	0
2.1 Allied lines.....	0	0	0	0	0	0	0	0	0	0	0	0
2.2 Multiple peril crop.....	0	0	0	0	0	0	0	0	0	0	0	0
2.3 Federal flood.....	127,017	126,748	0	73,726	138,469	100,576	17,800	6,577	6,577	0	13,075	6,351
2.4 Private crop.....	0	0	0	0	0	0	0	0	0	0	0	0
2.5 Private flood.....	0	0	0	0	0	0	0	0	0	0	0	0
3. Farmowners multiple peril.....	0	0	0	0	0	0	0	0	0	0	0	0
4. Homeowners multiple peril.....	5,195,442	4,995,045	0	2,752,429	4,420,663	5,640,564	2,201,875	4,037	47,152	79,611	188,931	255,617
5.1 Commercial multiple peril (non-liability portion).....	155,028	111,286	0	88,232	37,947	140,088	107,667	0	4,003	4,174	33,158	3,506
5.2 Commercial multiple peril (liability portion).....	64,281	41,078	0	34,995	14,531	49,132	35,549	0	7,120	7,357	12,797	1,442
6. Mortgage guaranty.....	0	0	0	0	0	0	0	0	0	0	0	0
8. Ocean marine.....	0	0	0	0	0	0	0	0	0	0	0	0
9. Inland marine.....	137,854	135,033	0	72,331	26,010	55,029	44,188	0	1,043	1,489	5,315	8,415
10. Financial guaranty.....	0	0	0	0	0	0	0	0	0	0	0	0
11. Medical professional liability.....	0	0	0	0	0	0	0	0	0	0	0	0
12. Earthquake.....	38,281	38,019	0	17,808	0	9,761	13,311	0	179	241	869	1,938
13. Group accident and health (b).....	0	0	0	0	0	0	0	0	0	0	0	0
14. Credit A&H (group and individual).....	0	0	0	0	0	0	0	0	0	0	0	0
15.1 Collectively renewable A&H (b).....	0	0	0	0	0	0	0	0	0	0	0	0
15.2 Non-cancelable A&H (b).....	0	0	0	0	0	0	0	0	0	0	0	0
15.3 Guaranteed renewable A&H (b).....	0	0	0	0	0	0	0	0	0	0	0	0
15.4 Non-renewable for stated reasons only (b).....	0	0	0	0	0	0	0	0	0	0	0	0
15.5 Other accident only.....	0	0	0	0	0	0	0	0	0	0	0	0
15.6 Medicare Title XVIII exempt from state taxes or fees.....	0	0	0	0	0	0	0	0	0	0	0	0
15.7 All other A&H (b).....	0	0	0	0	0	0	0	0	0	0	0	0
15.8 Federal employees health benefits plan premium.....	0	0	0	0	0	0	0	0	0	0	0	0
16. Workers' compensation.....	0	0	0	0	0	0	0	0	0	0	0	0
17.1 Other liability-occurrence.....	30,092	28,851	0	14,664	0	2,847	16,987	0	14	101	442	2,638
17.2 Other liability-claims-made.....	0	0	0	0	0	0	0	0	0	0	0	0
17.3 Excess workers' compensation.....	0	0	0	0	0	0	0	0	0	0	0	0
18. Products liability.....	0	0	0	0	0	0	0	0	0	0	0	0
19.1 Private passenger auto no-fault (personal injury protection).....	0	0	0	0	0	0	0	0	0	0	0	0
19.2 Other private passenger auto liability.....	0	0	0	0	0	0	0	0	0	0	0	0
19.3 Commercial auto no-fault (personal injury protection).....	0	0	0	0	0	0	0	0	0	0	0	0
19.4 Other commercial auto liability.....	0	0	0	0	0	0	0	0	0	0	0	0
21.1 Private passenger auto physical damage.....	0	0	0	0	0	0	0	0	0	0	0	0
21.2 Commercial auto physical damage.....	0	0	0	0	0	0	0	0	0	0	0	0
22. Aircraft (all perils).....	0	0	0	0	0	0	0	0	0	0	0	0
23. Fidelity.....	0	0	0	0	0	0	0	0	0	0	0	0
24. Surety.....	0	0	0	0	0	0	0	0	0	0	0	0
26. Burglary and theft.....	0	0	0	0	0	0	0	0	0	0	0	0
27. Boiler and machinery.....	0	0	0	0	0	0	0	0	0	0	0	0
28. Credit.....	0	0	0	0	0	0	0	0	0	0	0	0
30. Warranty.....	0	0	0	0	0	0	0	0	0	0	0	0
34. Aggregate write-ins for other lines of business.....	0	0	0	0	0	0	0	0	0	0	0	0
35. TOTALS (a).....	5,747,995	5,476,060	0	3,054,185	4,637,620	5,997,994	2,437,377	10,614	66,088	92,973	254,587	279,907

DETAILS OF WRITE-INS

3401. MISCELLANEOUS.....	0	0	0	0	0	0	0	0	0	0	0	0
3402.	0	0	0	0	0	0	0	0	0	0	0	0
3403.	0	0	0	0	0	0	0	0	0	0	0	0
3498. Summary of remaining write-ins for Line 34 from overflow page.....	0	0	0	0	0	0	0	0	0	0	0	0
3499. TOTALS (Lines 3401 through 3403 plus 3498) (Line 34 above).....	0	0	0	0	0	0	0	0	0	0	0	0

(a) Finance and service charges not included in Lines 1 to 35 \$.....13,077.

(b) For health business on indicated lines report: Number of persons insured under PPO managed care products.....0 and number of persons insured under indemnity only products.....0.

19.SC

EXHIBIT OF PREMIUMS AND LOSSES (Statutory Page 14)



NAIC Group Code....241 NAIC Company Code....26298

BUSINESS IN THE STATE OF SOUTH DAKOTA DURING THE YEAR

19.SD

Line of Business	Gross Premiums, Including Policy and Membership Fees, Less Return Premiums and Premiums on Policies not Taken		Dividends Paid or Credited to Policyholders on Direct Business	Direct Unearned Premium Reserves	Direct Losses Paid (deducting salvage)	Direct Losses Incurred	Direct Losses Unpaid	Direct Defense and Cost Containment Expense Paid	Direct Defense and Cost Containment Expense Incurred	Direct Defense and Cost Containment Expense Unpaid	Commissions and Brokerage Expenses	Taxes, Licenses and Fees
	Direct Premiums Written	Direct Premiums Earned										
1. Fire.....	0	0	0	0	0	0	0	0	0	0	0	0
2.1 Allied lines.....	0	0	0	0	0	0	0	0	0	0	0	0
2.2 Multiple peril crop.....	0	0	0	0	0	0	0	0	0	0	0	0
2.3 Federal flood.....	49,018	43,974	0	24,560	0	0	0	0	0	0	11,408	4,372
2.4 Private crop.....	0	0	0	0	0	0	0	0	0	0	0	0
2.5 Private flood.....	0	0	0	0	0	0	0	0	0	0	0	0
3. Farmowners multiple peril.....	0	0	0	0	0	0	0	0	0	0	0	0
4. Homeowners multiple peril.....	3,015,502	2,976,020	0	1,611,543	1,418,634	1,208,768	359,863	85	(7,762)	13,891	426,478	96,803
5.1 Commercial multiple peril (non-liability portion).....	0	0	0	0	0	0	0	0	0	0	0	0
5.2 Commercial multiple peril (liability portion).....	0	0	0	0	0	0	0	0	0	0	0	0
6. Mortgage guaranty.....	0	0	0	0	0	0	0	0	0	0	0	0
8. Ocean marine.....	0	0	0	0	0	0	0	0	0	0	0	0
9. Inland marine.....	50,202	47,839	0	25,145	6,474	4,776	3,827	0	(84)	93	6,143	1,884
10. Financial guaranty.....	0	0	0	0	0	0	0	0	0	0	0	0
11. Medical professional liability.....	0	0	0	0	0	0	0	0	0	0	0	0
12. Earthquake.....	474	479	0	293	0	(23)	44	0	0	0	70	16
13. Group accident and health (b).....	0	0	0	0	0	0	0	0	0	0	0	0
14. Credit A&H (group and individual).....	0	0	0	0	0	0	0	0	0	0	0	0
15.1 Collectively renewable A&H (b).....	0	0	0	0	0	0	0	0	0	0	0	0
15.2 Non-cancelable A&H (b).....	0	0	0	0	0	0	0	0	0	0	0	0
15.3 Guaranteed renewable A&H (b).....	0	0	0	0	0	0	0	0	0	0	0	0
15.4 Non-renewable for stated reasons only (b).....	0	0	0	0	0	0	0	0	0	0	0	0
15.5 Other accident only.....	0	0	0	0	0	0	0	0	0	0	0	0
15.6 Medicare Title XVIII exempt from state taxes or fees.....	0	0	0	0	0	0	0	0	0	0	0	0
15.7 All other A&H (b).....	222	230	0	19	400	371	59	0	0	0	0	6
15.8 Federal employees health benefits plan premium.....	0	0	0	0	0	0	0	0	0	0	0	0
16. Workers' compensation.....	0	0	0	0	0	0	0	0	0	0	0	0
17.1 Other liability-occurrence.....	42,844	42,171	0	24,503	0	3,726	25,179	0	20	148	4,621	(2,426)
17.2 Other liability-claims-made.....	0	0	0	0	0	0	0	0	0	0	0	0
17.3 Excess workers' compensation.....	0	0	0	0	0	0	0	0	0	0	0	0
18. Products liability.....	0	0	0	0	0	0	0	0	0	0	0	0
19.1 Private passenger auto no-fault (personal injury protection).....	0	0	0	0	0	0	0	0	0	0	0	0
19.2 Other private passenger auto liability.....	1,016,265	1,000,079	0	362,584	1,058,644	813,282	1,399,983	20,900	(8,102)	119,722	138,886	32,397
19.3 Commercial auto no-fault (personal injury protection).....	0	0	0	0	0	0	0	0	0	0	0	0
19.4 Other commercial auto liability.....	0	0	0	0	0	0	0	0	0	0	0	0
21.1 Private passenger auto physical damage.....	1,748,671	1,714,986	0	641,295	619,926	635,656	26,631	677	299	(248)	239,051	55,689
21.2 Commercial auto physical damage.....	0	0	0	0	0	0	0	0	0	0	0	0
22. Aircraft (all perils).....	0	0	0	0	0	0	0	0	0	0	0	0
23. Fidelity.....	0	0	0	0	0	0	0	0	0	0	0	0
24. Surety.....	0	0	0	0	0	0	0	0	0	0	0	0
26. Burglary and theft.....	0	0	0	0	0	0	0	0	0	0	0	0
27. Boiler and machinery.....	0	0	0	0	0	0	0	0	0	0	0	0
28. Credit.....	0	0	0	0	0	0	0	0	0	0	0	0
30. Warranty.....	0	0	0	0	0	0	0	0	0	0	0	0
34. Aggregate write-ins for other lines of business.....	0	0	0	0	0	0	0	0	0	0	0	0
35. TOTALS (a).....	5,923,198	5,825,778	0	2,689,942	3,104,078	2,666,556	1,815,586	21,662	(15,629)	133,606	826,657	188,741

DETAILS OF WRITE-INS

3401. MISCELLANEOUS.....	0	0	0	0	0	0	0	0	0	0	0	0
3402.	0	0	0	0	0	0	0	0	0	0	0	0
3403.	0	0	0	0	0	0	0	0	0	0	0	0
3498. Summary of remaining write-ins for Line 34 from overflow page.....	0	0	0	0	0	0	0	0	0	0	0	0
3499. TOTALS (Lines 3401 through 3403 plus 3498) (Line 34 above).....	0	0	0	0	0	0	0	0	0	0	0	0

(a) Finance and service charges not included in Lines 1 to 35 \$.....10,786.

(b) For health business on indicated lines report: Number of persons insured under PPO managed care products.....0 and number of persons insured under indemnity only products.....0.

EXHIBIT OF PREMIUMS AND LOSSES (Statutory Page 14)



NAIC Group Code....241 NAIC Company Code....26298

BUSINESS IN THE STATE OF TENNESSEE DURING THE YEAR

19.TN

Line of Business	Gross Premiums, Including Policy and Membership Fees, Less Return Premiums and Premiums on Policies not Taken		Dividends Paid or Credited to Policyholders on Direct Business	Direct Unearned Premium Reserves	Direct Losses Paid (deducting salvage)	Direct Losses Incurred	Direct Losses Unpaid	Direct Defense and Cost Containment Expense Paid	Direct Defense and Cost Containment Expense Incurred	Direct Defense and Cost Containment Expense Unpaid	Commissions and Brokerage Expenses	Taxes, Licenses and Fees
	Direct Premiums Written	Direct Premiums Earned										
1. Fire.....	0	0	0	0	0	0	0	0	0	0	0	0
2.1 Allied lines.....	0	0	0	0	0	0	0	0	0	0	0	0
2.2 Multiple peril crop.....	0	0	0	0	0	0	0	0	0	0	0	0
2.3 Federal flood.....	190,790	199,297	0	111,344	153	153	0	740	740	0	32,753	5,533
2.4 Private crop.....	0	0	0	0	0	0	0	0	0	0	0	0
2.5 Private flood.....	0	0	0	0	0	0	0	0	0	0	0	0
3. Farmowners multiple peril.....	0	0	0	0	0	0	0	0	0	0	0	0
4. Homeowners multiple peril.....	21,993,042	22,348,724	0	11,754,765	10,954,191	12,263,195	3,644,021	34,894	57,074	123,116	1,997,741	686,347
5.1 Commercial multiple peril (non-liability portion).....	87,391	59,589	0	38,316	0	32,300	35,094	0	1,325	1,441	18,355	2,008
5.2 Commercial multiple peril (liability portion).....	54,071	32,646	0	25,737	2,457	26,129	24,625	0	1,931	2,169	11,062	1,212
6. Mortgage guaranty.....	0	0	0	0	0	0	0	0	0	0	0	0
8. Ocean marine.....	0	0	0	0	0	0	0	0	0	0	0	0
9. Inland marine.....	469,485	452,017	0	240,946	147,055	164,818	38,716	0	566	1,198	49,745	18,318
10. Financial guaranty.....	0	0	0	0	0	0	0	0	0	0	0	0
11. Medical professional liability.....	0	0	0	0	0	0	0	0	0	0	0	0
12. Earthquake.....	695,362	766,762	0	369,867	0	21,123	63,169	0	323	1,114	78,353	22,428
13. Group accident and health (b).....	0	0	0	0	0	0	0	0	0	0	0	0
14. Credit A&H (group and individual).....	0	0	0	0	0	0	0	0	0	0	0	0
15.1 Collectively renewable A&H (b).....	0	0	0	0	0	0	0	0	0	0	0	0
15.2 Non-cancelable A&H (b).....	0	0	0	0	0	0	0	0	0	0	0	0
15.3 Guaranteed renewable A&H (b).....	0	0	0	0	0	0	0	0	0	0	0	0
15.4 Non-renewable for stated reasons only (b).....	0	0	0	0	0	0	0	0	0	0	0	0
15.5 Other accident only.....	0	0	0	0	0	0	0	0	0	0	0	0
15.6 Medicare Title XVIII exempt from state taxes or fees.....	0	0	0	0	0	0	0	0	0	0	0	0
15.7 All other A&H (b).....	1,173,254	1,167,831	0	97,994	370,196	365,970	117,241	0	0	0	0	29,331
15.8 Federal employees health benefits plan premium.....	0	0	0	0	0	0	0	0	0	0	0	0
16. Workers' compensation.....	0	0	0	0	0	0	0	0	0	0	0	0
17.1 Other liability-occurrence.....	830,950	824,320	0	436,875	540,345	(426,499)	514,650	0	(6,232)	3,152	86,346	18,416
17.2 Other liability-claims-made.....	0	0	0	0	0	0	0	0	0	0	0	0
17.3 Excess workers' compensation.....	0	0	0	0	0	0	0	0	0	0	0	0
18. Products liability.....	0	0	0	0	0	0	0	0	0	0	0	0
19.1 Private passenger auto no-fault (personal injury protection).....	0	0	0	0	0	0	0	0	0	0	0	0
19.2 Other private passenger auto liability.....	69,042	72,534	0	20,330	30,339	30,532	6,876	45	149	466	3,013	1,922
19.3 Commercial auto no-fault (personal injury protection).....	0	0	0	0	0	0	0	0	0	0	0	0
19.4 Other commercial auto liability.....	0	0	0	0	0	0	0	0	0	0	0	0
21.1 Private passenger auto physical damage.....	70,468	74,991	0	17,443	13,639	12,083	(1,555)	109	101	48	3,172	1,953
21.2 Commercial auto physical damage.....	0	0	0	0	0	0	0	0	0	0	0	0
22. Aircraft (all perils).....	0	0	0	0	0	0	0	0	0	0	0	0
23. Fidelity.....	0	0	0	0	0	0	0	0	0	0	0	0
24. Surety.....	0	0	0	0	0	0	0	0	0	0	0	0
26. Burglary and theft.....	0	0	0	0	0	0	0	0	0	0	0	0
27. Boiler and machinery.....	0	0	0	0	0	0	0	0	0	0	0	0
28. Credit.....	0	0	0	0	0	0	0	0	0	0	0	0
30. Warranty.....	0	0	0	0	0	0	0	0	0	0	0	0
34. Aggregate write-ins for other lines of business.....	0	0	0	0	0	0	0	0	0	0	0	0
35. TOTALS (a).....	25,633,855	25,998,711	0	13,113,617	12,058,375	12,489,804	4,442,837	35,788	55,977	132,704	2,280,540	787,468

DETAILS OF WRITE-INS

3401. MISCELLANEOUS.....	0	0	0	0	0	0	0	0	0	0	0	0
3402.	0	0	0	0	0	0	0	0	0	0	0	0
3403.	0	0	0	0	0	0	0	0	0	0	0	0
3498. Summary of remaining write-ins for Line 34 from overflow page.....	0	0	0	0	0	0	0	0	0	0	0	0
3499. TOTALS (Lines 3401 through 3403 plus 3498) (Line 34 above).....	0	0	0	0	0	0	0	0	0	0	0	0

(a) Finance and service charges not included in Lines 1 to 35 \$.....26,627.

(b) For health business on indicated lines report: Number of persons insured under PPO managed care products.....0 and number of persons insured under indemnity only products.....0.

EXHIBIT OF PREMIUMS AND LOSSES (Statutory Page 14)



NAIC Group Code....241 NAIC Company Code....26298

BUSINESS IN THE STATE OF TEXAS DURING THE YEAR

19.TX

Line of Business	Gross Premiums, Including Policy and Membership Fees, Less Return Premiums and Premiums on Policies not Taken		3 Dividends Paid or Credited to Policyholders on Direct Business	4 Direct Unearned Premium Reserves	5 Direct Losses Paid (deducting salvage)	6 Direct Losses Incurred	7 Direct Losses Unpaid	8 Direct Defense and Cost Containment Expense Paid	9 Direct Defense and Cost Containment Expense Incurred	10 Direct Defense and Cost Containment Expense Unpaid	11 Commissions and Brokerage Expenses	12 Taxes, Licenses and Fees
	1 Direct Premiums Written	2 Direct Premiums Earned										
1. Fire.....	0	0	0	0	0	0	0	0	0	0	0	0
2.1 Allied lines.....	0	0	0	0	0	0	0	0	0	0	0	0
2.2 Multiple peril crop.....	0	0	0	0	0	0	0	0	0	0	0	0
2.3 Federal flood.....	936,182	808,328	0	524,440	1,280,803	1,174,563	25,608	67,220	67,220	0	131,436	18,724
2.4 Private crop.....	0	0	0	0	0	0	0	0	0	0	0	0
2.5 Private flood.....	0	0	0	0	0	0	0	0	0	0	0	0
3. Farmowners multiple peril.....	0	0	0	0	0	0	0	0	0	0	0	0
4. Homeowners multiple peril.....	0	0	0	0	0	0	0	0	0	0	0	0
5.1 Commercial multiple peril (non-liability portion).....	1,033,781	635,260	0	622,403	16,747	224,455	247,989	4,873	13,528	10,333	196,167	26,292
5.2 Commercial multiple peril (liability portion).....	390,507	192,032	0	249,492	113,793	143,377	37,797	0	4,882	6,935	70,323	9,794
6. Mortgage guaranty.....	0	0	0	0	0	0	0	0	0	0	0	0
8. Ocean marine.....	0	0	0	0	0	0	0	0	0	0	0	0
9. Inland marine.....	193,125	177,622	0	92,871	36,591	27,665	25,872	0	(309)	536	12,546	8,123
10. Financial guaranty.....	0	0	0	0	0	0	0	0	0	0	0	0
11. Medical professional liability.....	0	0	0	0	0	0	0	0	0	0	0	0
12. Earthquake.....	0	0	0	0	0	0	0	0	0	0	0	0
13. Group accident and health (b).....	0	0	0	0	0	0	0	0	0	0	0	0
14. Credit A&H (group and individual).....	0	0	0	0	0	0	0	0	0	0	0	0
15.1 Collectively renewable A&H (b).....	0	0	0	0	0	0	0	0	0	0	0	0
15.2 Non-cancelable A&H (b).....	0	0	0	0	0	0	0	0	0	0	0	0
15.3 Guaranteed renewable A&H (b).....	0	0	0	0	0	0	0	0	0	0	0	0
15.4 Non-renewable for stated reasons only (b).....	0	0	0	0	0	0	0	0	0	0	0	0
15.5 Other accident only.....	0	0	0	0	0	0	0	0	0	0	0	0
15.6 Medicare Title XVIII exempt from state taxes or fees.....	0	0	0	0	0	0	0	0	0	0	0	0
15.7 All other A&H (b).....	0	0	0	0	0	0	0	0	0	0	0	0
15.8 Federal employees health benefits plan premium.....	0	0	0	0	0	0	0	0	0	0	0	0
16. Workers' compensation.....	0	0	0	0	0	0	0	0	0	0	0	0
17.1 Other liability-occurrence.....	2,582,373	2,571,247	0	1,324,144	65,000	706,187	2,614,558	6,195	9,739	16,038	265,818	94,189
17.2 Other liability-claims-made.....	0	0	0	0	0	0	0	0	0	0	0	0
17.3 Excess workers' compensation.....	0	0	0	0	0	0	0	0	0	0	0	0
18. Products liability.....	0	0	0	0	0	0	0	0	0	0	0	0
19.1 Private passenger auto no-fault (personal injury protection).....	39,429	40,921	0	8,891	31,255	21,998	4,326	348	(2,147)	1,142	1,820	1,204
19.2 Other private passenger auto liability.....	505,622	523,905	0	117,563	266,294	287,283	221,112	503	2,389	15,441	29,115	15,446
19.3 Commercial auto no-fault (personal injury protection).....	2,709	825	0	1,885	533	533	0	0	127	127	486	56
19.4 Other commercial auto liability.....	283,184	79,403	0	203,781	5,143	17,691	12,548	0	819	819	50,600	5,831
21.1 Private passenger auto physical damage.....	623,137	644,451	0	142,356	346,393	346,832	37,251	730	555	(340)	30,201	24,830
21.2 Commercial auto physical damage.....	122,126	33,927	0	88,199	14,760	36,932	22,172	0	36	36	21,772	2,519
22. Aircraft (all perils).....	0	0	0	0	0	0	0	0	0	0	0	0
23. Fidelity.....	0	0	0	0	0	0	0	0	0	0	0	0
24. Surety.....	0	0	0	0	0	0	0	0	0	0	0	0
26. Burglary and theft.....	0	0	0	0	0	0	0	0	0	0	0	0
27. Boiler and machinery.....	0	0	0	0	0	0	0	0	0	0	0	0
28. Credit.....	0	0	0	0	0	0	0	0	0	0	0	0
30. Warranty.....	0	0	0	0	0	0	0	0	0	0	0	0
34. Aggregate write-ins for other lines of business.....	0	0	0	0	0	0	0	0	0	0	0	0
35. TOTALS (a).....	6,712,175	5,707,921	0	3,376,025	2,176,779	2,987,516	3,249,766	79,869	96,839	51,067	810,284	207,008

DETAILS OF WRITE-INS

3401. MISCELLANEOUS.....	0	0	0	0	0	0	0	0	0	0	0	0
3402.	0	0	0	0	0	0	0	0	0	0	0	0
3403.	0	0	0	0	0	0	0	0	0	0	0	0
3498. Summary of remaining write-ins for Line 34 from overflow page.....	0	0	0	0	0	0	0	0	0	0	0	0
3499. TOTALS (Lines 3401 through 3403 plus 3498) (Line 34 above).....	0	0	0	0	0	0	0	0	0	0	0	0

(a) Finance and service charges not included in Lines 1 to 35 \$.....33,107.

(b) For health business on indicated lines report: Number of persons insured under PPO managed care products.....0 and number of persons insured under indemnity only products.....0.

EXHIBIT OF PREMIUMS AND LOSSES (Statutory Page 14)



NAIC Group Code....241 NAIC Company Code....26298

BUSINESS IN THE STATE OF UTAH DURING THE YEAR

19.UT

Line of Business	Gross Premiums, Including Policy and Membership Fees, Less Return Premiums and Premiums on Policies not Taken		3 Dividends Paid or Credited to Policyholders on Direct Business	4 Direct Unearned Premium Reserves	5 Direct Losses Paid (deducting salvage)	6 Direct Losses Incurred	7 Direct Losses Unpaid	8 Direct Defense and Cost Containment Expense Paid	9 Direct Defense and Cost Containment Expense Incurred	10 Direct Defense and Cost Containment Expense Unpaid	11 Commissions and Brokerage Expenses	12 Taxes, Licenses and Fees
	1 Direct Premiums Written	2 Direct Premiums Earned										
1. Fire.....	0	0	0	0	0	0	0	0	0	0	0	0
2.1 Allied lines.....	0	0	0	0	0	0	0	0	0	0	0	0
2.2 Multiple peril crop.....	0	0	0	0	0	0	0	0	0	0	0	0
2.3 Federal flood.....	45,922	41,360	0	27,231	0	0	0	0	0	0	5,953	735
2.4 Private crop.....	0	0	0	0	0	0	0	0	0	0	0	0
2.5 Private flood.....	0	0	0	0	0	0	0	0	0	0	0	0
3. Farmowners multiple peril.....	0	0	0	0	0	0	0	0	0	0	0	0
4. Homeowners multiple peril.....	5,979,835	6,202,969	0	3,104,805	4,206,982	4,657,846	1,382,820	29,673	48,612	68,196	646,806	161,732
5.1 Commercial multiple peril (non-liability portion).....	17,293	10,268	0	9,333	0	6,519	7,821	0	272	326	3,682	401
5.2 Commercial multiple peril (liability portion).....	20,855	10,505	0	13,039	0	5,995	7,042	0	1,499	1,761	4,082	476
6. Mortgage guaranty.....	0	0	0	0	0	0	0	0	0	0	0	0
8. Ocean marine.....	0	0	0	0	0	0	0	0	0	0	0	0
9. Inland marine.....	162,819	165,837	0	77,663	61,657	66,396	14,317	0	65	334	14,130	8,039
10. Financial guaranty.....	0	0	0	0	0	0	0	0	0	0	0	0
11. Medical professional liability.....	0	0	0	0	0	0	0	0	0	0	0	0
12. Earthquake.....	357,583	375,073	0	182,730	0	(2,662)	24,653	0	(96)	423	39,092	9,599
13. Group accident and health (b).....	0	0	0	0	0	0	0	0	0	0	0	0
14. Credit A&H (group and individual).....	0	0	0	0	0	0	0	0	0	0	0	0
15.1 Collectively renewable A&H (b).....	0	0	0	0	0	0	0	0	0	0	0	0
15.2 Non-cancelable A&H (b).....	0	0	0	0	0	0	0	0	0	0	0	0
15.3 Guaranteed renewable A&H (b).....	0	0	0	0	0	0	0	0	0	0	0	0
15.4 Non-renewable for stated reasons only (b).....	0	0	0	0	0	0	0	0	0	0	0	0
15.5 Other accident only.....	0	0	0	0	0	0	0	0	0	0	0	0
15.6 Medicare Title XVIII exempt from state taxes or fees.....	0	0	0	0	0	0	0	0	0	0	0	0
15.7 All other A&H (b).....	837,986	830,908	0	69,682	465,300	467,532	101,677	0	0	0	0	18,855
15.8 Federal employees health benefits plan premium.....	0	0	0	0	0	0	0	0	0	0	0	0
16. Workers' compensation.....	0	0	0	0	0	0	0	0	0	0	0	0
17.1 Other liability-occurrence.....	421,986	428,031	0	212,386	2,253,813	666,489	822,397	0	(10,239)	5,037	33,177	5,353
17.2 Other liability-claims-made.....	0	0	0	0	0	0	0	0	0	0	0	0
17.3 Excess workers' compensation.....	0	0	0	0	0	0	0	0	0	0	0	0
18. Products liability.....	0	0	0	0	0	0	0	0	0	0	0	0
19.1 Private passenger auto no-fault (personal injury protection).....	3,454	3,650	0	1,114	1,520	(2,305)	13	0	(1,030)	(5)	263	95
19.2 Other private passenger auto liability.....	49,178	51,886	0	15,849	15,740	12,003	3,939	1,979	1,617	264	4,275	1,424
19.3 Commercial auto no-fault (personal injury protection).....	0	0	0	0	0	0	0	0	0	0	0	0
19.4 Other commercial auto liability.....	0	0	0	0	0	0	0	0	0	0	0	0
21.1 Private passenger auto physical damage.....	36,998	39,688	0	13,435	8,397	2,999	76	0	65	(1)	2,082	1,225
21.2 Commercial auto physical damage.....	0	0	0	0	0	0	0	0	0	0	0	0
22. Aircraft (all perils).....	0	0	0	0	0	0	0	0	0	0	0	0
23. Fidelity.....	0	0	0	0	0	0	0	0	0	0	0	0
24. Surety.....	0	0	0	0	0	0	0	0	0	0	0	0
26. Burglary and theft.....	0	0	0	0	0	0	0	0	0	0	0	0
27. Boiler and machinery.....	0	0	0	0	0	0	0	0	0	0	0	0
28. Credit.....	0	0	0	0	0	0	0	0	0	0	0	0
30. Warranty.....	0	0	0	0	0	0	0	0	0	0	0	0
34. Aggregate write-ins for other lines of business.....	0	0	0	0	0	0	0	0	0	0	0	0
35. TOTALS (a).....	7,933,909	8,160,175	0	3,727,267	7,013,409	5,880,812	2,364,755	31,652	40,765	76,335	753,542	207,934

DETAILS OF WRITE-INS

3401. MISCELLANEOUS.....	0	0	0	0	0	0	0	0	0	0	0	0
3402.	0	0	0	0	0	0	0	0	0	0	0	0
3403.	0	0	0	0	0	0	0	0	0	0	0	0
3498. Summary of remaining write-ins for Line 34 from overflow page.....	0	0	0	0	0	0	0	0	0	0	0	0
3499. TOTALS (Lines 3401 through 3403 plus 3498) (Line 34 above).....	0	0	0	0	0	0	0	0	0	0	0	0

(a) Finance and service charges not included in Lines 1 to 35 \$.....12,972.

(b) For health business on indicated lines report: Number of persons insured under PPO managed care products.....0 and number of persons insured under indemnity only products.....0.

EXHIBIT OF PREMIUMS AND LOSSES (Statutory Page 14)



NAIC Group Code....241 NAIC Company Code....26298

BUSINESS IN THE STATE OF VIRGINIA DURING THE YEAR

Line of Business	Gross Premiums, Including Policy and Membership Fees, Less Return Premiums and Premiums on Policies not Taken		3 Dividends Paid or Credited to Policyholders on Direct Business	4 Direct Unearned Premium Reserves	5 Direct Losses Paid (deducting salvage)	6 Direct Losses Incurred	7 Direct Losses Unpaid	8 Direct Defense and Cost Containment Expense Paid	9 Direct Defense and Cost Containment Expense Incurred	10 Direct Defense and Cost Containment Expense Unpaid	11 Commissions and Brokerage Expenses	12 Taxes, Licenses and Fees
	1 Direct Premiums Written	2 Direct Premiums Earned										
1. Fire.....	111,392	117,464	0	56,434	45,718	48,424	15,449	7,400	7,505	2,893	23,885	2,451
2.1 Allied lines.....	0	0	0	0	0	0	0	0	0	0	0	0
2.2 Multiple peril crop.....	0	0	0	0	0	0	0	0	0	0	0	0
2.3 Federal flood.....	187,423	184,942	0	113,919	74,679	304,076	237,897	2,740	2,740	0	14,488	3,748
2.4 Private crop.....	0	0	0	0	0	0	0	0	0	0	0	0
2.5 Private flood.....	0	0	0	0	0	0	0	0	0	0	0	0
3. Farmowners multiple peril.....	0	0	0	0	0	0	0	0	0	0	0	0
4. Homeowners multiple peril.....	14,779,227	15,050,743	0	7,692,863	9,199,120	10,880,666	3,031,215	44,592	83,541	80,187	675,433	504,047
5.1 Commercial multiple peril (non-liability portion).....	0	0	0	0	0	0	0	0	0	0	0	0
5.2 Commercial multiple peril (liability portion).....	0	0	0	0	0	0	0	0	0	0	0	0
6. Mortgage guaranty.....	0	0	0	0	0	0	0	0	0	0	0	0
8. Ocean marine.....	0	0	0	0	0	0	0	0	0	0	0	0
9. Inland marine.....	394,018	398,350	0	203,952	106,887	192,682	105,858	6,168	7,880	2,312	16,788	16,705
10. Financial guaranty.....	0	0	0	0	0	0	0	0	0	0	0	0
11. Medical professional liability.....	0	0	0	0	0	0	0	0	0	0	0	0
12. Earthquake.....	36,129	35,938	0	18,096	0	855	2,393	0	10	30	1,689	1,233
13. Group accident and health (b).....	0	0	0	0	0	0	0	0	0	0	0	0
14. Credit A&H (group and individual).....	0	0	0	0	0	0	0	0	0	0	0	0
15.1 Collectively renewable A&H (b).....	0	0	0	0	0	0	0	0	0	0	0	0
15.2 Non-cancelable A&H (b).....	0	0	0	0	0	0	0	0	0	0	0	0
15.3 Guaranteed renewable A&H (b).....	0	0	0	0	0	0	0	0	0	0	0	0
15.4 Non-renewable for stated reasons only (b).....	0	0	0	0	0	0	0	0	0	0	0	0
15.5 Other accident only.....	0	0	0	0	0	0	0	0	0	0	0	0
15.6 Medicare Title XVIII exempt from state taxes or fees.....	0	0	0	0	0	0	0	0	0	0	0	0
15.7 All other A&H (b).....	871,961	851,500	0	72,684	202,668	216,389	83,709	0	0	0	0	19,619
15.8 Federal employees health benefits plan premium.....	0	0	0	0	0	0	0	0	0	0	0	0
16. Workers' compensation.....	0	0	0	0	0	0	0	0	0	0	0	0
17.1 Other liability-occurrence.....	445,549	451,521	0	225,297	0	44,569	667,888	0	135	4,076	21,144	5,450
17.2 Other liability-claims-made.....	0	0	0	0	0	0	0	0	0	0	0	0
17.3 Excess workers' compensation.....	0	0	0	0	0	0	0	0	0	0	0	0
18. Products liability.....	0	0	0	0	0	0	0	0	0	0	0	0
19.1 Private passenger auto no-fault (personal injury protection).....	0	0	0	0	0	(76)	48	0	(25)	9	0	0
19.2 Other private passenger auto liability.....	364,493	380,355	0	98,922	345,880	158,510	493,900	909	(24,109)	41,762	17,191	9,163
19.3 Commercial auto no-fault (personal injury protection).....	0	0	0	0	0	0	0	0	0	0	0	0
19.4 Other commercial auto liability.....	0	0	0	0	0	0	0	0	0	0	0	0
21.1 Private passenger auto physical damage.....	275,925	282,852	0	75,194	139,598	148,473	12,679	64	153	85	11,444	6,903
21.2 Commercial auto physical damage.....	0	0	0	0	0	0	0	0	0	0	0	0
22. Aircraft (all perils).....	0	0	0	0	0	0	0	0	0	0	0	0
23. Fidelity.....	0	0	0	0	0	0	0	0	0	0	0	0
24. Surety.....	0	0	0	0	0	0	0	0	0	0	0	0
26. Burglary and theft.....	0	0	0	0	0	0	0	0	0	0	0	0
27. Boiler and machinery.....	0	0	0	0	0	0	0	0	0	0	0	0
28. Credit.....	0	0	0	0	0	0	0	0	0	0	0	0
30. Warranty.....	0	0	0	0	0	0	0	0	0	0	0	0
34. Aggregate write-ins for other lines of business.....	0	0	0	0	0	0	0	0	0	0	0	0
35. TOTALS (a).....	17,466,117	17,753,665	0	8,557,361	10,114,550	11,994,568	4,651,036	61,873	77,830	131,354	782,062	569,319

DETAILS OF WRITE-INS

3401. MISCELLANEOUS.....	0	0	0	0	0	0	0	0	0	0	0	0
3402.	0	0	0	0	0	0	0	0	0	0	0	0
3403.	0	0	0	0	0	0	0	0	0	0	0	0
3498. Summary of remaining write-ins for Line 34 from overflow page.....	0	0	0	0	0	0	0	0	0	0	0	0
3499. TOTALS (Lines 3401 through 3403 plus 3498) (Line 34 above).....	0	0	0	0	0	0	0	0	0	0	0	0

(a) Finance and service charges not included in Lines 1 to 35 \$.....38,473.

(b) For health business on indicated lines report: Number of persons insured under PPO managed care products.....0 and number of persons insured under indemnity only products.....0.

19.VA

EXHIBIT OF PREMIUMS AND LOSSES (Statutory Page 14)



NAIC Group Code....241 NAIC Company Code....26298

BUSINESS IN THE STATE OF VERMONT DURING THE YEAR

Line of Business	Gross Premiums, Including Policy and Membership Fees, Less Return Premiums and Premiums on Policies not Taken		Dividends Paid or Credited to Policyholders on Direct Business	Direct Unearned Premium Reserves	Direct Losses Paid (deducting salvage)	Direct Losses Incurred	Direct Losses Unpaid	Direct Defense and Cost Containment Expense Paid	Direct Defense and Cost Containment Expense Incurred	Direct Defense and Cost Containment Expense Unpaid	Commissions and Brokerage Expenses	Taxes, Licenses and Fees
	1 Direct Premiums Written	2 Direct Premiums Earned										
1. Fire.....	0	0	0	0	0	0	0	0	0	0	0	0
2.1 Allied lines.....	0	0	0	0	0	0	0	0	0	0	0	0
2.2 Multiple peril crop.....	0	0	0	0	0	0	0	0	0	0	0	0
2.3 Federal flood.....	27,917	25,049	0	14,391	0	0	0	90	90	0	3,141	614
2.4 Private crop.....	0	0	0	0	0	0	0	0	0	0	0	0
2.5 Private flood.....	0	0	0	0	0	0	0	0	0	0	0	0
3. Farmowners multiple peril.....	0	0	0	0	0	0	0	0	0	0	0	0
4. Homeowners multiple peril.....	2,122,435	2,156,989	0	1,121,713	905,095	965,839	246,700	8,185	10,492	9,805	148,575	51,578
5.1 Commercial multiple peril (non-liability portion).....	1,737	1,089	0	648	0	668	668	0	28	28	362	54
5.2 Commercial multiple peril (liability portion).....	2,579	1,428	0	1,151	0	800	800	0	200	200	535	80
6. Mortgage guaranty.....	0	0	0	0	0	0	0	0	0	0	0	0
8. Ocean marine.....	0	0	0	0	0	0	0	0	0	0	0	0
9. Inland marine.....	45,477	47,580	0	22,698	22,211	21,457	2,378	0	(16)	38	2,582	1,005
10. Financial guaranty.....	0	0	0	0	0	0	0	0	0	0	0	0
11. Medical professional liability.....	0	0	0	0	0	0	0	0	0	0	0	0
12. Earthquake.....	2,289	2,219	0	1,201	0	(34)	138	0	0	0	134	53
13. Group accident and health (b).....	0	0	0	0	0	0	0	0	0	0	0	0
14. Credit A&H (group and individual).....	0	0	0	0	0	0	0	0	0	0	0	0
15.1 Collectively renewable A&H (b).....	0	0	0	0	0	0	0	0	0	0	0	0
15.2 Non-cancelable A&H (b).....	0	0	0	0	0	0	0	0	0	0	0	0
15.3 Guaranteed renewable A&H (b).....	0	0	0	0	0	0	0	0	0	0	0	0
15.4 Non-renewable for stated reasons only (b).....	0	0	0	0	0	0	0	0	0	0	0	0
15.5 Other accident only.....	0	0	0	0	0	0	0	0	0	0	0	0
15.6 Medicare Title XVIII exempt from state taxes or fees.....	0	0	0	0	0	0	0	0	0	0	0	0
15.7 All other A&H (b).....	0	0	0	0	0	0	0	0	0	0	0	0
15.8 Federal employees health benefits plan premium.....	0	0	0	0	0	0	0	0	0	0	0	0
16. Workers' compensation.....	0	0	0	0	0	0	0	0	0	0	0	0
17.1 Other liability-occurrence.....	94,631	99,070	0	48,297	0	687	63,784	0	(18)	371	5,502	1,148
17.2 Other liability-claims-made.....	0	0	0	0	0	0	0	0	0	0	0	0
17.3 Excess workers' compensation.....	0	0	0	0	0	0	0	0	0	0	0	0
18. Products liability.....	0	0	0	0	0	0	0	0	0	0	0	0
19.1 Private passenger auto no-fault (personal injury protection).....	0	0	0	0	0	0	0	0	0	0	0	0
19.2 Other private passenger auto liability.....	1,642,093	1,691,240	0	677,476	1,575,134	872,020	722,971	51,246	(17,361)	54,922	100,571	40,051
19.3 Commercial auto no-fault (personal injury protection).....	0	0	0	0	0	0	0	0	0	0	0	0
19.4 Other commercial auto liability.....	0	0	0	0	0	0	0	0	0	0	0	0
21.1 Private passenger auto physical damage.....	2,024,010	2,059,608	0	841,138	907,034	894,451	(11,031)	1,658	1,954	551	124,243	49,462
21.2 Commercial auto physical damage.....	0	0	0	0	0	0	0	0	0	0	0	0
22. Aircraft (all perils).....	0	0	0	0	0	0	0	0	0	0	0	0
23. Fidelity.....	0	0	0	0	0	0	0	0	0	0	0	0
24. Surety.....	0	0	0	0	0	0	0	0	0	0	0	0
26. Burglary and theft.....	0	0	0	0	0	0	0	0	0	0	0	0
27. Boiler and machinery.....	0	0	0	0	0	0	0	0	0	0	0	0
28. Credit.....	0	0	0	0	0	0	0	0	0	0	0	0
30. Warranty.....	0	0	0	0	0	0	0	0	0	0	0	0
34. Aggregate write-ins for other lines of business.....	0	0	0	0	0	0	0	0	0	0	0	0
35. TOTALS (a).....	5,963,168	6,084,272	0	2,728,713	3,409,474	2,755,888	1,026,408	61,179	(4,631)	65,915	385,645	144,045

DETAILS OF WRITE-INS

3401. MISCELLANEOUS.....	0	0	0	0	0	0	0	0	0	0	0	0
3402.	0	0	0	0	0	0	0	0	0	0	0	0
3403.	0	0	0	0	0	0	0	0	0	0	0	0
3498. Summary of remaining write-ins for Line 34 from overflow page.....	0	0	0	0	0	0	0	0	0	0	0	0
3499. TOTALS (Lines 3401 through 3403 plus 3498) (Line 34 above).....	0	0	0	0	0	0	0	0	0	0	0	0

(a) Finance and service charges not included in Lines 1 to 35 \$.....50,357.

(b) For health business on indicated lines report: Number of persons insured under PPO managed care products.....0 and number of persons insured under indemnity only products.....0.

19.VT

EXHIBIT OF PREMIUMS AND LOSSES (Statutory Page 14)



NAIC Group Code....241 NAIC Company Code....26298

BUSINESS IN THE STATE OF WASHINGTON DURING THE YEAR

19.W/A

Line of Business	Gross Premiums, Including Policy and Membership Fees, Less Return Premiums and Premiums on Policies not Taken		3 Dividends Paid or Credited to Policyholders on Direct Business	4 Direct Unearned Premium Reserves	5 Direct Losses Paid (deducting salvage)	6 Direct Losses Incurred	7 Direct Losses Unpaid	8 Direct Defense and Cost Containment Expense Paid	9 Direct Defense and Cost Containment Expense Incurred	10 Direct Defense and Cost Containment Expense Unpaid	11 Commissions and Brokerage Expenses	12 Taxes, Licenses and Fees
	1 Direct Premiums Written	2 Direct Premiums Earned										
1. Fire.....	0	0	0	0	0	0	0	0	0	0	0	0
2.1 Allied lines.....	0	0	0	0	0	0	0	0	0	0	0	0
2.2 Multiple peril crop.....	0	0	0	0	0	0	0	0	0	0	0	0
2.3 Federal flood.....	356,277	353,176	0	204,200	30,924	4,924	6,863	6,863	0	54,006	11,985	0
2.4 Private crop.....	0	0	0	0	0	0	0	0	0	0	0	0
2.5 Private flood.....	0	0	0	0	0	0	0	0	0	0	0	0
3. Farmowners multiple peril.....	0	0	0	0	0	0	0	0	0	0	0	0
4. Homeowners multiple peril.....	32,554,993	32,915,966	0	16,924,435	24,588,264	24,236,281	9,851,599	664,683	600,485	303,162	3,333,846	841,452
5.1 Commercial multiple peril (non-liability portion).....	736	73	0	663	0	0	0	0	0	0	61	20
5.2 Commercial multiple peril (liability portion).....	266	44	0	222	0	0	0	0	0	0	22	7
6. Mortgage guaranty.....	0	0	0	0	0	0	0	0	0	0	0	0
8. Ocean marine.....	0	0	0	0	0	0	0	0	0	0	0	0
9. Inland marine.....	872,761	871,609	0	435,034	577,196	316,390	107,516	20,986	14,024	5,804	90,570	23,209
10. Financial guaranty.....	0	0	0	0	0	0	0	0	0	0	0	0
11. Medical professional liability.....	0	0	0	0	0	0	0	0	0	0	0	0
12. Earthquake.....	2,616,298	2,722,361	0	1,323,880	0	(166,136)	149,822	0	(3,605)	2,708	299,446	68,142
13. Group accident and health (b).....	0	0	0	0	0	0	0	0	0	0	0	0
14. Credit A&H (group and individual).....	0	0	0	0	0	0	0	0	0	0	0	0
15.1 Collectively renewable A&H (b).....	0	0	0	0	0	0	0	0	0	0	0	0
15.2 Non-cancelable A&H (b).....	0	0	0	0	0	0	0	0	0	0	0	0
15.3 Guaranteed renewable A&H (b).....	0	0	0	0	0	0	0	0	0	0	0	0
15.4 Non-renewable for stated reasons only (b).....	0	0	0	0	0	0	0	0	0	0	0	0
15.5 Other accident only.....	0	0	0	0	0	0	0	0	0	0	0	0
15.6 Medicare Title XVIII exempt from state taxes or fees.....	0	0	0	0	0	0	0	0	0	0	0	0
15.7 All other A&H (b).....	0	0	0	0	0	0	0	0	0	0	0	0
15.8 Federal employees health benefits plan premium.....	0	0	0	0	0	0	0	0	0	0	0	0
16. Workers' compensation.....	0	0	0	0	0	0	0	0	0	0	0	0
17.1 Other liability-occurrence.....	2,043,967	2,045,679	0	1,031,198	200,000	1,310,590	2,592,290	0	6,525	15,912	198,673	44,167
17.2 Other liability-claims-made.....	0	0	0	0	0	0	0	0	0	0	0	0
17.3 Excess workers' compensation.....	0	0	0	0	0	0	0	0	0	0	0	0
18. Products liability.....	0	0	0	0	0	0	0	0	0	0	0	0
19.1 Private passenger auto no-fault (personal injury protection).....	25,694	26,705	0	7,024	39,453	31,159	(4,067)	0	(2,217)	(1,088)	1,445	618
19.2 Other private passenger auto liability.....	221,331	230,609	0	60,290	361,264	425,208	323,723	10,390	15,341	25,675	12,892	5,337
19.3 Commercial auto no-fault (personal injury protection).....	500	85	0	415	0	602	602	0	144	144	102	8
19.4 Other commercial auto liability.....	24,865	4,417	0	20,448	0	9,167	9,167	0	520	520	4,686	505
21.1 Private passenger auto physical damage.....	106,471	110,682	0	28,260	88,100	86,635	220	222	236	(9)	5,638	2,571
21.2 Commercial auto physical damage.....	9,721	1,753	0	7,968	0	0	0	0	0	0	1,778	210
22. Aircraft (all perils).....	0	0	0	0	0	0	0	0	0	0	0	0
23. Fidelity.....	0	0	0	0	0	0	0	0	0	0	0	0
24. Surety.....	0	0	0	0	0	0	0	0	0	0	0	0
26. Burglary and theft.....	0	0	0	0	0	0	0	0	0	0	0	0
27. Boiler and machinery.....	0	0	0	0	0	0	0	0	0	0	0	0
28. Credit.....	0	0	0	0	0	0	0	0	0	0	0	0
30. Warranty.....	0	0	0	0	0	0	0	0	0	0	0	0
34. Aggregate write-ins for other lines of business.....	0	0	0	0	0	0	0	0	0	0	0	0
35. TOTALS (a).....	38,833,880	39,283,159	0	20,044,037	25,885,201	26,254,820	13,030,872	703,144	638,316	352,828	4,003,165	998,231

DETAILS OF WRITE-INS

3401. MISCELLANEOUS.....	0	0	0	0	0	0	0	0	0	0	0	0
3402.	0	0	0	0	0	0	0	0	0	0	0	0
3403.	0	0	0	0	0	0	0	0	0	0	0	0
3498. Summary of remaining write-ins for Line 34 from overflow page.....	0	0	0	0	0	0	0	0	0	0	0	0
3499. TOTALS (Lines 3401 through 3403 plus 3498) (Line 34 above).....	0	0	0	0	0	0	0	0	0	0	0	0

(a) Finance and service charges not included in Lines 1 to 35 \$.....155.

(b) For health business on indicated lines report: Number of persons insured under PPO managed care products.....0 and number of persons insured under indemnity only products.....0.

EXHIBIT OF PREMIUMS AND LOSSES (Statutory Page 14)



NAIC Group Code....241 NAIC Company Code....26298

BUSINESS IN THE STATE OF WISCONSIN DURING THE YEAR

19.WI

Line of Business	Gross Premiums, Including Policy and Membership Fees, Less Return Premiums and Premiums on Policies not Taken		3 Dividends Paid or Credited to Policyholders on Direct Business	4 Direct Unearned Premium Reserves	5 Direct Losses Paid (deducting salvage)	6 Direct Losses Incurred	7 Direct Losses Unpaid	8 Direct Defense and Cost Containment Expense Paid	9 Direct Defense and Cost Containment Expense Incurred	10 Direct Defense and Cost Containment Expense Unpaid	11 Commissions and Brokerage Expenses	12 Taxes, Licenses and Fees
	1 Direct Premiums Written	2 Direct Premiums Earned										
1. Fire.....	0	14,190	0	0	0	(2,301)	0	0	(614)	0	0	0
2.1 Allied lines.....	0	0	0	0	0	0	0	0	0	0	0	0
2.2 Multiple peril crop.....	0	0	0	0	0	0	0	0	0	0	0	0
2.3 Federal flood.....	71,566	66,425	0	38,630	25,893	25,893	0	1,390	1,390	0	14,036	2,934
2.4 Private crop.....	0	0	0	0	0	0	0	0	0	0	0	0
2.5 Private flood.....	0	0	0	0	0	0	0	0	0	0	0	0
3. Farmowners multiple peril.....	0	0	0	0	0	0	0	0	0	0	0	0
4. Homeowners multiple peril.....	10,991,173	11,375,984	0	5,702,440	4,793,283	4,814,192	1,357,346	12,585	18,129	52,282	1,258,483	273,038
5.1 Commercial multiple peril (non-liability portion).....	39,711	30,259	0	20,321	0	13,850	17,269	0	578	720	8,114	866
5.2 Commercial multiple peril (liability portion).....	53,286	36,337	0	28,727	0	15,875	18,807	0	3,969	4,702	10,667	1,205
6. Mortgage guaranty.....	0	0	0	0	0	0	0	0	0	0	0	0
8. Ocean marine.....	0	0	0	0	0	0	0	0	0	0	0	0
9. Inland marine.....	501,651	521,383	0	257,011	208,520	223,983	40,274	0	274	1,120	51,734	14,633
10. Financial guaranty.....	0	0	0	0	0	0	0	0	0	0	0	0
11. Medical professional liability.....	0	0	0	0	0	0	0	0	0	0	0	0
12. Earthquake.....	2,727	2,909	0	1,262	0	(18)	163	0	0	0	358	71
13. Group accident and health (b).....	0	0	0	0	0	0	0	0	0	0	0	0
14. Credit A&H (group and individual).....	0	0	0	0	0	0	0	0	0	0	0	0
15.1 Collectively renewable A&H (b).....	0	0	0	0	0	0	0	0	0	0	0	0
15.2 Non-cancelable A&H (b).....	0	0	0	0	0	0	0	0	0	0	0	0
15.3 Guaranteed renewable A&H (b).....	0	0	0	0	0	0	0	0	0	0	0	0
15.4 Non-renewable for stated reasons only (b).....	0	0	0	0	0	0	0	0	0	0	0	0
15.5 Other accident only.....	0	0	0	0	0	0	0	0	0	0	0	0
15.6 Medicare Title XVIII exempt from state taxes or fees.....	0	0	0	0	0	0	0	0	0	0	0	0
15.7 All other A&H (b).....	743,225	735,908	0	61,936	236,555	238,032	76,414	0	0	0	0	14,865
15.8 Federal employees health benefits plan premium.....	0	0	0	0	0	0	0	0	0	0	0	0
16. Workers' compensation.....	0	0	0	0	0	0	0	0	0	0	0	0
17.1 Other liability-occurrence.....	1,113,753	1,173,206	0	562,179	0	97,839	1,032,850	0	411	6,328	110,661	18,231
17.2 Other liability-claims-made.....	0	0	0	0	0	0	0	0	0	0	0	0
17.3 Excess workers' compensation.....	0	0	0	0	0	0	0	0	0	0	0	0
18. Products liability.....	0	0	0	0	0	0	0	0	0	0	0	0
19.1 Private passenger auto no-fault (personal injury protection).....	0	0	0	0	0	0	0	0	0	0	0	0
19.2 Other private passenger auto liability.....	6,094,819	6,324,854	0	2,790,213	4,238,705	4,953,193	6,950,199	164,419	189,721	575,715	693,138	157,729
19.3 Commercial auto no-fault (personal injury protection).....	0	0	0	0	0	0	0	0	0	0	0	0
19.4 Other commercial auto liability.....	0	0	0	0	0	0	0	0	0	0	0	0
21.1 Private passenger auto physical damage.....	5,847,493	5,985,577	0	2,707,715	2,769,451	2,848,273	13,404	3,948	3,666	2,172	668,477	151,362
21.2 Commercial auto physical damage.....	0	0	0	0	0	0	0	0	0	0	0	0
22. Aircraft (all perils).....	0	0	0	0	0	0	0	0	0	0	0	0
23. Fidelity.....	0	0	0	0	0	0	0	0	0	0	0	0
24. Surety.....	0	0	0	0	0	0	0	0	0	0	0	0
26. Burglary and theft.....	0	0	0	0	0	0	0	0	0	0	0	0
27. Boiler and machinery.....	0	0	0	0	0	0	0	0	0	0	0	0
28. Credit.....	0	0	0	0	0	0	0	0	0	0	0	0
30. Warranty.....	0	0	0	0	0	0	0	0	0	0	0	0
34. Aggregate write-ins for other lines of business.....	0	0	0	0	0	0	0	0	0	0	0	0
35. TOTALS (a).....	25,459,404	26,267,032	0	12,170,434	12,272,407	13,228,811	9,506,726	182,342	217,524	643,039	2,815,668	634,934

DETAILS OF WRITE-INS

3401. MISCELLANEOUS.....	0	0	0	0	0	0	0	0	0	0	0	0
3402.	0	0	0	0	0	0	0	0	0	0	0	0
3403.	0	0	0	0	0	0	0	0	0	0	0	0
3498. Summary of remaining write-ins for Line 34 from overflow page.....	0	0	0	0	0	0	0	0	0	0	0	0
3499. TOTALS (Lines 3401 through 3403 plus 3498) (Line 34 above).....	0	0	0	0	0	0	0	0	0	0	0	0

(a) Finance and service charges not included in Lines 1 to 35 \$.....107,160.

(b) For health business on indicated lines report: Number of persons insured under PPO managed care products.....0 and number of persons insured under indemnity only products.....0.

EXHIBIT OF PREMIUMS AND LOSSES (Statutory Page 14)



NAIC Group Code....241 NAIC Company Code....26298

BUSINESS IN THE STATE OF WEST VIRGINIA DURING THE YEAR

Line of Business	Gross Premiums, Including Policy and Membership Fees, Less Return Premiums and Premiums on Policies not Taken		3 Dividends Paid or Credited to Policyholders on Direct Business	4 Direct Unearned Premium Reserves	5 Direct Losses Paid (deducting salvage)	6 Direct Losses Incurred	7 Direct Losses Unpaid	8 Direct Defense and Cost Containment Expense Paid	9 Direct Defense and Cost Containment Expense Incurred	10 Direct Defense and Cost Containment Expense Unpaid	11 Commissions and Brokerage Expenses	12 Taxes, Licenses and Fees
	1 Direct Premiums Written	2 Direct Premiums Earned										
1. Fire.....	0	0	0	0	0	0	0	0	0	0	0	0
2.1 Allied lines.....	0	0	0	0	0	0	0	0	0	0	0	0
2.2 Multiple peril crop.....	0	0	0	0	0	0	0	0	0	0	0	0
2.3 Federal flood.....	29,212	28,758	0	14,030	0	0	0	0	0	0	3,124	1,168
2.4 Private crop.....	0	0	0	0	0	0	0	0	0	0	0	0
2.5 Private flood.....	0	0	0	0	0	0	0	0	0	0	0	0
3. Farmowners multiple peril.....	0	0	0	0	0	0	0	0	0	0	0	0
4. Homeowners multiple peril.....	3,110,278	3,327,368	0	1,609,338	1,485,872	1,556,055	319,163	1,425	6,887	14,123	163,869	136,590
5.1 Commercial multiple peril (non-liability portion).....	994	689	0	305	0	409	409	0	17	17	223	45
5.2 Commercial multiple peril (liability portion).....	2,382	1,722	0	660	0	939	939	0	235	235	528	108
6. Mortgage guaranty.....	0	0	0	0	0	0	0	0	0	0	0	0
8. Ocean marine.....	0	0	0	0	0	0	0	0	0	0	0	0
9. Inland marine.....	23,232	24,734	0	12,696	12,177	11,992	1,261	0	(6)	31	1,424	1,040
10. Financial guaranty.....	0	0	0	0	0	0	0	0	0	0	0	0
11. Medical professional liability.....	0	0	0	0	0	0	0	0	0	0	0	0
12. Earthquake.....	1,759	1,804	0	1,220	0	(30)	100	0	0	1	76	77
13. Group accident and health (b).....	0	0	0	0	0	0	0	0	0	0	0	0
14. Credit A&H (group and individual).....	0	0	0	0	0	0	0	0	0	0	0	0
15.1 Collectively renewable A&H (b).....	0	0	0	0	0	0	0	0	0	0	0	0
15.2 Non-cancelable A&H (b).....	0	0	0	0	0	0	0	0	0	0	0	0
15.3 Guaranteed renewable A&H (b).....	0	0	0	0	0	0	0	0	0	0	0	0
15.4 Non-renewable for stated reasons only (b).....	0	0	0	0	0	0	0	0	0	0	0	0
15.5 Other accident only.....	0	0	0	0	0	0	0	0	0	0	0	0
15.6 Medicare Title XVIII exempt from state taxes or fees.....	0	0	0	0	0	0	0	0	0	0	0	0
15.7 All other A&H (b).....	0	0	0	0	0	0	0	0	0	0	0	0
15.8 Federal employees health benefits plan premium.....	0	0	0	0	0	0	0	0	0	0	0	0
16. Workers' compensation.....	0	0	0	0	0	0	0	0	0	0	0	0
17.1 Other liability-occurrence.....	27,049	28,453	0	14,330	0	(1,674)	19,311	0	(21)	104	2,201	2,346
17.2 Other liability-claims-made.....	0	0	0	0	0	0	0	0	0	0	0	0
17.3 Excess workers' compensation.....	0	0	0	0	0	0	0	0	0	0	0	0
18. Products liability.....	0	0	0	0	0	0	0	0	0	0	0	0
19.1 Private passenger auto no-fault (personal injury protection).....	0	0	0	0	0	0	0	0	0	0	0	0
19.2 Other private passenger auto liability.....	1,631,249	1,713,761	0	535,966	1,410,039	1,183,533	970,014	72,137	49,612	82,248	107,246	70,214
19.3 Commercial auto no-fault (personal injury protection).....	0	0	0	0	0	0	0	0	0	0	0	0
19.4 Other commercial auto liability.....	0	0	0	0	0	0	0	0	0	0	0	0
21.1 Private passenger auto physical damage.....	1,424,745	1,516,398	0	466,105	720,603	692,536	(23,306)	940	1,608	1,047	104,511	61,708
21.2 Commercial auto physical damage.....	0	0	0	0	0	0	0	0	0	0	0	0
22. Aircraft (all perils).....	0	0	0	0	0	0	0	0	0	0	0	0
23. Fidelity.....	0	0	0	0	0	0	0	0	0	0	0	0
24. Surety.....	0	0	0	0	0	0	0	0	0	0	0	0
26. Burglary and theft.....	0	0	0	0	0	0	0	0	0	0	0	0
27. Boiler and machinery.....	0	0	0	0	0	0	0	0	0	0	0	0
28. Credit.....	0	0	0	0	0	0	0	0	0	0	0	0
30. Warranty.....	0	0	0	0	0	0	0	0	0	0	0	0
34. Aggregate write-ins for other lines of business.....	0	0	0	0	0	0	0	0	0	0	0	0
35. TOTALS (a).....	6,250,900	6,643,687	0	2,654,650	3,628,691	3,443,760	1,287,891	74,502	58,332	97,806	383,202	273,296

DETAILS OF WRITE-INS

3401. MISCELLANEOUS.....	0	0	0	0	0	0	0	0	0	0	0	0
3402.	0	0	0	0	0	0	0	0	0	0	0	0
3403.	0	0	0	0	0	0	0	0	0	0	0	0
3498. Summary of remaining write-ins for Line 34 from overflow page.....	0	0	0	0	0	0	0	0	0	0	0	0
3499. TOTALS (Lines 3401 through 3403 plus 3498) (Line 34 above).....	0	0	0	0	0	0	0	0	0	0	0	0

(a) Finance and service charges not included in Lines 1 to 35 \$.....12,538.

(b) For health business on indicated lines report: Number of persons insured under PPO managed care products.....0 and number of persons insured under indemnity only products.....0.

19.WV

EXHIBIT OF PREMIUMS AND LOSSES (Statutory Page 14)



NAIC Group Code....241 NAIC Company Code....26298

BUSINESS IN THE STATE OF WYOMING DURING THE YEAR

19.WY

Line of Business	Gross Premiums, Including Policy and Membership Fees, Less Return Premiums and Premiums on Policies not Taken		Dividends Paid or Credited to Policyholders on Direct Business	Direct Unearned Premium Reserves	Direct Losses Paid (deducting salvage)	Direct Losses Incurred	Direct Losses Unpaid	Direct Defense and Cost Containment Expense Paid	Direct Defense and Cost Containment Expense Incurred	Direct Defense and Cost Containment Expense Unpaid	Commissions and Brokerage Expenses	Taxes, Licenses and Fees
	Direct Premiums Written	Direct Premiums Earned										
1. Fire.....	0	0	0	0	0	0	0	0	0	0	0	0
2.1 Allied lines.....	0	0	0	0	0	0	0	0	0	0	0	0
2.2 Multiple peril crop.....	0	0	0	0	0	0	0	0	0	0	0	0
2.3 Federal flood.....	6,946	7,687	0	4,663	0	0	0	0	0	0	1,159	139
2.4 Private crop.....	0	0	0	0	0	0	0	0	0	0	0	0
2.5 Private flood.....	0	0	0	0	0	0	0	0	0	0	0	0
3. Farmowners multiple peril.....	0	0	0	0	0	0	0	0	0	0	0	0
4. Homeowners multiple peril.....	2,909,334	2,885,808	0	1,510,895	1,891,409	2,162,258	392,818	0	13,379	17,931	355,618	75,942
5.1 Commercial multiple peril (non-liability portion).....	0	0	0	0	0	0	0	0	0	0	0	0
5.2 Commercial multiple peril (liability portion).....	0	0	0	0	0	0	0	0	0	0	0	0
6. Mortgage guaranty.....	0	0	0	0	0	0	0	0	0	0	0	0
8. Ocean marine.....	0	0	0	0	0	0	0	0	0	0	0	0
9. Inland marine.....	42,813	41,943	0	20,936	2,000	2,455	2,416	0	20	49	4,910	1,054
10. Financial guaranty.....	0	0	0	0	0	0	0	0	0	0	0	0
11. Medical professional liability.....	0	0	0	0	0	0	0	0	0	0	0	0
12. Earthquake.....	3,680	3,971	0	1,730	0	41	254	0	0	1	253	91
13. Group accident and health (b).....	0	0	0	0	0	0	0	0	0	0	0	0
14. Credit A&H (group and individual).....	0	0	0	0	0	0	0	0	0	0	0	0
15.1 Collectively renewable A&H (b).....	0	0	0	0	0	0	0	0	0	0	0	0
15.2 Non-cancelable A&H (b).....	0	0	0	0	0	0	0	0	0	0	0	0
15.3 Guaranteed renewable A&H (b).....	0	0	0	0	0	0	0	0	0	0	0	0
15.4 Non-renewable for stated reasons only (b).....	0	0	0	0	0	0	0	0	0	0	0	0
15.5 Other accident only.....	0	0	0	0	0	0	0	0	0	0	0	0
15.6 Medicare Title XVIII exempt from state taxes or fees.....	0	0	0	0	0	0	0	0	0	0	0	0
15.7 All other A&H (b).....	0	0	0	0	0	0	0	0	0	0	0	0
15.8 Federal employees health benefits plan premium.....	0	0	0	0	0	0	0	0	0	0	0	0
16. Workers' compensation.....	0	0	0	0	0	0	0	0	0	0	0	0
17.1 Other liability-occurrence.....	39,410	38,414	0	19,566	0	2,020	23,541	0	5	139	4,931	810
17.2 Other liability-claims-made.....	0	0	0	0	0	0	0	0	0	0	0	0
17.3 Excess workers' compensation.....	0	0	0	0	0	0	0	0	0	0	0	0
18. Products liability.....	0	0	0	0	0	0	0	0	0	0	0	0
19.1 Private passenger auto no-fault (personal injury protection).....	0	0	0	0	0	0	0	0	0	0	0	0
19.2 Other private passenger auto liability.....	1,812,141	1,800,222	0	762,957	1,019,784	1,552,143	1,378,524	1,361	49,250	112,785	196,600	48,268
19.3 Commercial auto no-fault (personal injury protection).....	0	0	0	0	0	0	0	0	0	0	0	0
19.4 Other commercial auto liability.....	0	0	0	0	0	0	0	0	0	0	0	0
21.1 Private passenger auto physical damage.....	3,016,116	2,989,522	0	1,267,849	1,731,697	1,821,392	80,295	1,143	(166)	(332)	323,086	80,115
21.2 Commercial auto physical damage.....	0	0	0	0	0	0	0	0	0	0	0	0
22. Aircraft (all perils).....	0	0	0	0	0	0	0	0	0	0	0	0
23. Fidelity.....	0	0	0	0	0	0	0	0	0	0	0	0
24. Surety.....	0	0	0	0	0	0	0	0	0	0	0	0
26. Burglary and theft.....	0	0	0	0	0	0	0	0	0	0	0	0
27. Boiler and machinery.....	0	0	0	0	0	0	0	0	0	0	0	0
28. Credit.....	0	0	0	0	0	0	0	0	0	0	0	0
30. Warranty.....	0	0	0	0	0	0	0	0	0	0	0	0
34. Aggregate write-ins for other lines of business.....	0	0	0	0	0	0	0	0	0	0	0	0
35. TOTALS (a).....	7,830,440	7,767,567	0	3,588,596	4,644,890	5,540,309	1,877,848	2,504	62,488	130,573	886,557	206,419

DETAILS OF WRITE-INS

3401. MISCELLANEOUS.....	0	0	0	0	0	0	0	0	0	0	0	0
3402.	0	0	0	0	0	0	0	0	0	0	0	0
3403.	0	0	0	0	0	0	0	0	0	0	0	0
3498. Summary of remaining write-ins for Line 34 from overflow page.....	0	0	0	0	0	0	0	0	0	0	0	0
3499. TOTALS (Lines 3401 through 3403 plus 3498) (Line 34 above).....	0	0	0	0	0	0	0	0	0	0	0	0

(a) Finance and service charges not included in Lines 1 to 35 \$.....27,743.

(b) For health business on indicated lines report: Number of persons insured under PPO managed care products.....0 and number of persons insured under indemnity only products.....0.

SCHEDULE F - PART 1

Assumed Reinsurance as of December 31, Current Year (000 Omitted)

1 ID Number	2 NAIC Company Code	3 Name of Reinsured	4 Domiciliary Jurisdiction	5 Assumed Premium	Reinsurance On			9 Contingent Commissions Payable	10 Assumed Premiums Receivable	11 Unearned Premium	12 Funds Held by or Deposited With Reinsured Companies	13 Letters of Credit Posted	14 Amount of Assets Pledged or Compensating Balances to Secure Letters of Credit	15 Amount of Assets Pledged or Collateral Held in Trust
					6 Paid Losses and Loss Adjustment Expenses	7 Known Case Losses and LAE	8 Cols. 6 + 7							
Affiliates - U.S. Non-Pool - Other														
36-1022580..	22926....	Economy Fire & Casualty Company.....	IL.....	309,884	0	111,004	111,004	2,134	91,258	154,964	0	0	0	0
05-0393243..	40169....	Metropolitan Casualty Insurance Company.....	RI.....	506,567	0	236,637	236,637	2,123	145,466	214,691	0	0	0	0
23-1903575..	25321....	Metropolitan Direct Property and Casualty Insurance Company.....	RI.....	336,077	0	126,504	126,504	518	109,481	142,044	0	0	0	0
22-2342710..	39950....	Metropolitan General Insurance Company.....	RI.....	15,601	0	7,497	7,497	52	4,470	5,841	0	0	0	0
13-2915260..	34339....	Metropolitan Group Property and Casualty Insurance Company.....	RI.....	737,875	0	340,664	340,664	10	273,875	323,245	0	0	0	0
75-2483187..	13938....	Metropolitan Lloyds Insurance Company of Texas.....	TX.....	276,955	0	72,097	72,097	1,077	83,959	134,988	0	0	0	0
0399999.	Affiliates - U.S. Non-Pool - Other.....			2,182,959	0	894,403	894,403	5,915	708,510	975,774	0	0	0	0
0499999.	Affiliates - U.S. Non-Pool - Total.....			2,182,959	0	894,403	894,403	5,915	708,510	975,774	0	0	0	0
0899999.	Total Affiliates.....			2,182,959	0	894,403	894,403	5,915	708,510	975,774	0	0	0	0
Other U. S. Unaffiliated Insurers														
05-0254496..	10014....	Affiliated FM Insurance Company.....	RI.....	0	0	49	49	0	0	0	0	0	0	0
13-5010440..	35289....	Continental Reinsurance Company.....	PA.....	0	0	157	157	0	0	0	0	215	0	0
48-0921045..	39845....	Employers Reinsurance Company.....	MO.....	0	0	11	11	0	0	0	0	0	0	0
22-2005057..	26921....	Everest Reinsurance Company.....	DE.....	0	0	388	388	0	0	0	0	0	0	0
13-2673100..	22039....	General Reinsurance Corporation.....	DE.....	0	0	198	198	0	0	0	0	0	0	0
75-2447701..	19544....	Liberty County Mutual Insurance Co.....	TX.....	0	0	19	19	0	0	0	0	25	0	0
25-0687550..	19445....	National Union Fire Insurance Company.....	PA.....	0	0	7	7	0	0	0	0	0	0	0
23-1641984..	10219....	QBE Reinsurance Corporation.....	PA.....	0	0	232	232	0	0	0	0	0	0	0
13-5339725..	18341....	Reinsurance Corporation of New York.....	NY.....	0	0	7	7	0	0	0	0	0	0	0
37-0533080..	25143....	State Farm Fire and Casualty Insurance Company.....	IL.....	0	0	5	5	0	0	0	0	0	0	0
31-4423946..	10952....	Stonebridge Casualty Insurance Company.....	OH.....	0	0	14,284	14,284	0	0	0	0	0	0	0
13-5616275..	19453....	Transatlantic Reinsurance Corporation.....	NY.....	0	0	2	2	0	0	0	0	0	0	0
0999999.	Other U. S. Unaffiliated Insurers.....			0	0	15,357	15,357	0	0	0	0	240	0	0
Pools and Associations - Mandatory Pools														
AA-9991161.	00000....	Commonwealth Automobile Reinsurers.....	MA.....	0	0	25	25	0	0	0	0	0	0	0
AA-9991124.	00000....	Michigan Auto Insurance Placement Facility.....	MI.....	0	39	0	39	0	0	0	0	0	0	0
AA-9991132.	00000....	New Hampshire Automobile Reinsurance Facility.....	NH.....	1	(0)	0	0	0	1	1	7	0	0	0
AA-9991139.	00000....	North Carolina Reinsurance Facility.....	NC.....	16,243	0	5,857	5,857	0	0	3,307	0	0	0	0
AA-9991148.	00000....	South Carolina Reinsurance Facility.....	SC.....	0	0	0	0	0	(277)	0	0	0	0	0
1099999.	Pools and Associations - Mandatory Pools.....			16,245	39	5,882	5,921	0	(276)	3,308	7	0	0	0
Pools and Associations - Voluntary Pools														
AA-9995069.	00000....	All American Marine Slip.....	NY.....	0	0	20	20	0	0	0	0	0	0	0
AA-9995010.	00000....	American Nuclear Insurers - Liability Pool.....	CT.....	(4)	0	0	0	0	0	42	42	0	0	0
1199999.	Pools and Associations - Voluntary Pools.....			(4)	0	20	20	0	0	42	42	0	0	0
1299999.	Total Pools and Associations.....			16,241	39	5,903	5,941	0	(276)	3,349	49	0	0	0
9999999.	Totals.....			2,199,199	39	915,663	915,702	5,915	708,234	979,123	49	240	0	0

SCHEDULE F - PART 2

Premium Portfolio Reinsurance Effected or (Canceled) during Current Year

1 ID Number	2 NAIC Company Code	3 Name of Company	4 Date of Contract	5 Original Premium	6 Reinsurance Premium
-------------------	------------------------------	----------------------	-----------------------	-----------------------	--------------------------

NONE

SCHEDULE F - PART 3

Ceded Reinsurance as of December 31, Current Year (000 Omitted)

1 ID Number	2 NAIC Company Code	3 Name of Reinsurer	4 Domiciliary Jurisdiction	5 Special Code	6 Reinsurance Premiums Ceded	Reinsurance Recoverable on										Reinsurance Payable		18 Net Amount Recoverable From Reinsurers Col. 15-[16+17]	19 Funds Held By Company Under Reinsurance Treaties	
						7 Paid Losses	8 Paid LAE	9 Known Case Loss Reserves	10 Known Case LAE Reserves	11 IBNR Loss Reserves	12 IBNR LAE Reserves	13 Unearned Premiums	14 Contingent Commissions	15 Cols. 7 through 14 Totals	16 Ceded Balances Payable	17 Other Amounts Due to Reinsurers				
Authorized Other U.S. Unaffiliated Insurers																				
36-2661954.	10103...	American Agricultural Insurance Company.....	IN.....		645	4	1	81	5	0	0	0	0	0	0	90	70	0	21	0
06-1430254.	10348...	Arch Reinsurance Company.....	DE.....		185	0	0	0	0	0	0	0	0	0	0	0	(1)	0	1	0
51-0434766.	20370...	AXIS Reinsurance Company.....	NY.....		160	0	0	0	0	0	0	0	0	0	0	0	(1)	0	1	0
39-0712210.	18767...	Church Mutual Insurance Co.....	WI.....		133	0	0	0	0	0	0	0	0	0	0	0	(0)	0	0	0
42-0234980.	21415...	Employers Mutual Casualty Co.....	IA.....		271	0	0	20	0	0	0	0	0	0	20	20	(2)	0	22	0
22-2005057.	26921...	Everest Reinsurance Company.....	DE.....		925	3	0	181	3	0	0	0	0	0	187	73	0	0	114	0
AA-9995093	00000...	Excess & Treaty Management Corporation.....	NY.....		0	12	0	326	0	0	0	0	0	0	338	0	0	0	338	0
05-0316605.	21482...	Factory Mutual Ins. Co.....	RI.....		0	30	0	256	0	0	0	0	0	0	286	0	0	0	286	0
13-2673100.	22039...	General Reinsurance Corporation.....	DE.....		54	0	0	83	0	0	0	0	0	0	83	(0)	0	0	83	0
74-2195939.	42374...	Houston Casualty Company.....	TX.....		0	0	0	0	0	0	0	0	0	0	0	0	0	0	0	0
61-0392792.	22993...	Kentucky Farm Bureau Mutual Insurance Company.....	KY.....		59	0	0	0	0	0	0	0	0	0	0	0	(1)	0	1	0
04-1543470.	23043...	Liberty Mutual Insurance Company.....	MA.....		0	0	0	7	0	0	0	0	0	0	7	(0)	0	0	7	0
31-4259550.	14621...	Motorists Mutual Insurance Co.....	OH.....		133	0	0	20	0	0	0	0	0	0	20	(0)	0	0	21	0
47-0698507.	23680...	Odyssey Reinsurance Company.....	CT.....		902	7	1	187	8	0	0	0	0	0	202	100	0	0	102	0
13-3031176.	38636...	Partner Reinsurance Co. of US.....	NY.....		63	0	0	159	0	0	0	0	0	0	159	(0)	0	0	159	0
23-1641984.	10219...	QBE Reinsurance Corporation.....	PA.....		52	0	0	0	0	0	0	0	0	0	0	(0)	0	0	0	0
52-1952955.	10357...	Renaissance Reinsurance U.S. Inc.....	MD.....		724	0	0	51	0	0	0	0	0	0	51	(6)	0	0	57	0
43-0727872.	15105...	Safety National Casualty Co.....	MO.....		54	0	0	0	0	0	0	0	0	0	0	(1)	0	0	1	0
75-1444207.	30058...	Scor Reinsurance Company.....	NY.....		133	0	0	0	0	0	0	0	0	0	0	(1)	0	0	1	0
41-0406690.	24767...	St Paul Fire & Marine Ins Co.....	CT.....		0	86	0	528	0	0	0	0	0	0	614	0	0	0	614	0
13-1675535.	25364...	Swiss Re (GE Reinsurance Corporation).....	NY.....		0	0	0	48	0	0	0	0	0	0	48	0	0	0	48	0
13-2918573.	42439...	Toa Reinsurance Company of America.....	DE.....		69	0	0	14	0	0	0	0	0	14	(0)	0	0	0	14	0
13-5616275.	19453...	Transatlantic Reinsurance Company.....	NY.....		1,078	4	0	64	4	0	0	0	0	72	167	0	0	0	(94)	0
13-2997499.	38776...	White Mountain Reinsurance Company America.....	NY.....		(1)	(0)	1	0	0	0	0	0	0	1	(1)	0	0	0	1	0
0999999.		Total Authorized Other U.S. Unaffiliated Insurers.....			5,640	146	2	2,024	20	0	0	0	0	0	2,192	394	0	0	1,798	0
Authorized Pools-Mandatory Pools																				
AA-9991161	00000...	Commonwealth Automobile Reinsurers.....	MA.....		0	0	0	2	0	0	0	0	0	0	2	0	0	0	2	0
AA-9991310	00000...	Florida Hurricane Catastrophe Fund.....	FL.....		2,612	0	0	0	0	0	0	0	0	0	0	(1,055)	0	0	1,055	0
AA-9991205	00000...	Georgia Fair Plan.....	GA.....		12	0	0	0	0	0	0	0	0	0	0	0	0	0	0	0
AA-9991500	00000...	Illinois Mine Subsidence Fund.....	IL.....		471	43	0	355	0	0	0	0	0	398	0	0	0	0	398	0
AA-9991501	00000...	Indiana Mine Subsidence Fund.....	IN.....		23	0	0	0	0	0	0	0	0	0	0	0	0	0	0	0
AA-9991502	00000...	Kentucky Mine Subsidence Fund.....	KY.....		5	0	0	0	0	0	0	0	0	0	0	0	0	0	0	0
AA-9991213	00000...	Massachusetts Fair Plan.....	MA.....		1,087	0	0	0	0	0	0	0	546	546	0	0	0	0	546	0
AA-9991159	00000...	Michigan Catastrophic Claims Association.....	MI.....		5,689	1,265	0	63,587	0	0	0	0	0	64,852	(125)	0	0	0	64,977	0
AA-9992201	00000...	National Flood Insurance Program.....	DC.....		12,053	0	0	3,737	0	0	0	0	6,952	10,689	0	0	0	0	10,689	0
AA-9991160	00000...	New Jersey Unsatisfied Claim and Judgement Fund.....	NJ.....		0	3	0	42	0	0	0	0	0	45	0	0	0	0	45	0
AA-9991220	00000...	New York Fair Plan.....	NY.....		84	0	0	0	0	0	0	0	46	46	0	0	0	0	46	0

SCHEDULE F - PART 3

Ceded Reinsurance as of December 31, Current Year (000 Omitted)

1 ID Number	2 NAIC Company Code	3 Name of Reinsurer	4 Domiciliary Jurisdiction	5 Special Code	6 Reinsurance Premiums Ceded	Reinsurance Recoverable on										Reinsurance Payable		18 Net Amount Recoverable From Reinsurers Col. 15-[16+17]	19 Funds Held By Company Under Reinsurance Treaties
						7 Paid Losses	8 Paid LAE	9 Known Case Loss Reserves	10 Known Case LAE Reserves	11 IBNR Loss Reserves	12 IBNR LAE Reserves	13 Unearned Premiums	14 Contingent Commissions	15 Cols. 7 through 14 Totals	16 Ceded Balances Payable	17 Other Amounts Due to Reinsurers			
AA-9991139	00000...	North Carolina Reinsurance Facility.....	NC.....		10,793	2,412	0	8,882	0	0	0	5,125	0	16,420	1,277	0	15,142	0	
AA-9991503	00000...	Ohio Mine Subsidence Fund.....	OH.....		2	0	0	0	0	0	0	0	0	0	0	0	0	0	
AA-9991226	00000...	Virginia Fair Plan.....	VA.....		8	0	0	0	0	0	0	0	0	0	0	0	0	0	
AA-9991506	00000...	West Virginia Mine Subsidence Fund.....	WV.....		32	0	0	0	0	0	0	0	0	0	0	0	0	0	
1099999	Total Authorized Pools - Mandatory Pools.....				32,871	3,723	0	76,606	0	0	0	12,668	0	92,997	98	0	92,899	0	

Authorized Other Non-U.S. Insurers

AA-1460019	00000...	Amlin AG.....	CHE.....		103	0	0	0	0	0	0	0	0	0	0	0	(0)	0
AA-3194168	00000...	Aspen Insurance Limited.....	BMU.....		734	2	0	32	2	0	0	0	0	36	70	0	(33)	0
AA-1120337	00000...	Aspen Insurance UK Limited.....	GBR.....		177	0	0	141	0	0	0	0	0	141	(1)	0	142	0
AA-3194122	00000...	DaVinci Reinsurance Ltd.....	BMU.....		320	0	0	0	0	0	0	0	0	0	27	0	(27)	0
AA-1340125	00000...	Hannover Ruckversicherung AG.....	DEU.....		536	0	0	282	0	0	0	0	0	282	(3)	0	285	0
AA-1126033	00000...	Lloyd's Syndicate Number 0033.....	GBR.....		66	0	0	100	0	0	0	0	0	100	(0)	0	100	0
AA-1126190	00000...	Lloyd's Syndicate Number 0190.....	GBR.....		(0)	(0)	0	0	0	0	0	0	0	0	(0)	0	1	0
AA-1126382	00000...	Lloyds Syndicate Number 0382.....	GBR.....		0	1	0	16	1	0	0	0	0	18	3	0	15	0
AA-1126435	00000...	Lloyd's Syndicate Number 0435.....	GBR.....		499	11	3	193	12	0	0	0	0	218	81	0	137	0
AA-1126510	00000...	Lloyd's Syndicate Number 0510.....	GBR.....		35	(0)	0	0	0	0	0	0	0	0	(0)	0	1	0
AA-1126609	00000...	Lloyd's Syndicate Number 0609.....	GBR.....		16	0	0	0	0	0	0	0	0	0	0	0	0	0
AA-1126623	00000...	Lloyd's Syndicate Number 0623.....	GBR.....		74	2	1	42	2	0	0	0	0	47	11	0	36	0
AA-1126958	00000...	Lloyd's Syndicate Number 0958.....	GBR.....		(0)	(0)	0	0	0	0	0	0	0	0	(0)	0	0	0
AA-1127084	00000...	Lloyd's Syndicate Number 1084.....	GBR.....		122	0	0	58	0	0	0	0	0	58	0	0	58	0
AA-1127183	00000...	Lloyd's Syndicate Number 1183.....	GBR.....		318	1	0	24	1	0	0	0	0	27	30	0	(3)	0
AA-1127414	00000...	Lloyd's Syndicate Number 1414.....	GBR.....		550	0	0	0	0	0	0	0	0	0	315	0	(315)	0
AA-1120102	00000...	Lloyd's Syndicate Number 1458.....	GBR.....		251	0	0	0	0	0	0	0	0	0	21	0	(21)	0
AA-1120084	00000...	Lloyd's Syndicate Number 1955.....	GBR.....		240	0	0	0	0	0	0	0	0	0	20	0	(20)	0
AA-1128000	00000...	Lloyd's Syndicate Number 2000.....	GBR.....		(2)	(0)	2	0	0	0	0	0	0	2	(2)	0	3	0
AA-1128001	00000...	Lloyd's Syndicate Number 2001.....	GBR.....		167	4	3	266	5	0	0	0	0	279	12	0	267	0
AA-1128003	00000...	Lloyd's Syndicate Number 2003.....	GBR.....		978	5	1	97	6	0	0	0	0	109	104	0	5	0
AA-1120071	00000...	Lloyd's Syndicate Number 2007.....	GBR.....		316	2	0	40	2	0	0	0	0	45	38	0	7	0
AA-1128010	00000...	Lloyd's Syndicate Number 2010.....	GBR.....		42	0	0	58	0	0	0	0	0	58	(0)	0	59	0
AA-1120158	00000...	Lloyd's Syndicate Number 2014.....	GBR.....		229	0	0	41	0	0	0	0	0	41	17	0	25	0
AA-1128623	00000...	Lloyd's Syndicate Number 2623.....	GBR.....		341	0	0	44	0	0	0	0	0	44	28	0	16	0
AA-1128791	00000...	Lloyd's Syndicate Number 2791.....	GBR.....		17	0	0	0	0	0	0	0	0	0	0	0	0	0
AA-1128987	00000...	Lloyd's Syndicate Number 2987.....	GBR.....		154	0	0	0	0	0	0	0	0	0	11	0	(11)	0
AA-1120116	00000...	Lloyd's Syndicate Number 3902.....	GBR.....		0	3	0	56	3	0	0	0	0	63	10	0	53	0
AA-1126005	00000...	Lloyd's Syndicate Number 4000.....	GBR.....		0	3	0	56	3	0	0	0	0	63	10	0	53	0
AA-1120075	00000...	Lloyd's Syndicate Number 4020.....	GBR.....		113	0	0	0	0	0	0	0	0	0	11	0	(11)	0
AA-1126004	00000...	Lloyd's Syndicate Number 4444.....	GBR.....		489	2	0	32	2	0	0	0	0	36	46	0	(10)	0
AA-1126006	00000...	Lloyd's Syndicate Number 4472.....	GBR.....		1,065	6	0	113	7	0	0	0	0	126	109	0	17	0

22.1

SCHEDULE F - PART 3

Ceded Reinsurance as of December 31, Current Year (000 Omitted)

1 ID Number	2 NAIC Company Code	3 Name of Reinsurer	4 Domiciliary Jurisdiction	5 Special Code	6 Reinsurance Premiums Ceded	Reinsurance Recoverable on										Reinsurance Payable		18 Net Amount Recoverable From Reinsurers Col. 15-[16+17]	19 Funds Held By Company Under Reinsurance Treaties
						7 Paid Losses	8 Paid LAE	9 Known Case Loss Reserves	10 Known Case LAE Reserves	11 IBNR Loss Reserves	12 IBNR LAE Reserves	13 Unearned Premiums	14 Contingent Commissions	15 Cols. 7 through 14 Totals	16 Ceded Balances Payable	17 Other Amounts Due to Reinsurers			
AA-1840000	00000...	Mapfre Re.....	ESP.....		641	4	0	81	5	0	0	0	0	0	90	64	0	26	0
AA-1121425	00000...	Markel International Insurance Company Limited.....	GBR.....		133	0	0	0	0	0	0	0	0	0	0	11	0	(11)	0
AA-3190339	00000...	Renaissance Reinsurance Ltd.....	BMU.....		479	0	0	0	0	0	0	0	0	0	40	0	(40)	0	0
AA-3190870	00000...	Validus Reinsurance Ltd.....	BMU.....		524	9	1	161	10	0	0	0	0	180	73	0	108	0	0
1299999	Total Authorized Other Non-U.S. Insurers.....				9,727	56	13	1,934	61	0	0	0	0	2,064	1,155	0	909	0	0
1399999	Total Authorized.....				48,238	3,925	16	80,563	81	0	0	12,668	0	97,254	1,647	0	95,607	0	0
Unauthorized Other U.S. Unaffiliated Insurers																			
03-0310326	10578...	CSX Corporation.....	VT.....		2,179	261	9	619	0	97	0	943	0	1,930	253	0	1,677	0	0
03-0346985	11291...	Exchange Indemnity Company.....	VT.....		7,618	300	15	2,981	0	304	0	3,405	0	7,005	2,842	0	4,163	0	0
25-1438780	10531...	Three Rivers Insurance Company.....	VT.....		804	41	3	136	0	31	0	334	0	545	85	0	460	0	0
2299999	Total Unauthorized Other U.S. Unaffiliated Insurers.....				10,601	601	27	3,737	0	432	0	4,681	0	9,479	3,179	0	6,300	0	0
Unauthorized Other Non-U.S. Insurers																			
AA-1120810	00000...	ACE INA (UK) Limited.....	GBR.....		0	0	0	0	0	0	0	0	0	0	0	0	0	0	0
AA-3190770	00000...	ACE Tempest Reinsurance Company.....	BMU.....		332	2	0	32	2	0	0	0	0	36	38	0	(2)	0	0
AA-3190829	00000...	Alterra Bermuda Ltd.....	BMU.....		0	14	1	258	16	0	0	0	0	289	47	0	241	0	0
AA-3194126	00000...	Arch Reinsurance Limited.....	BMU.....		332	4	1	81	5	0	0	0	0	90	38	0	53	0	0
AA-3190932	00000...	ARGO Re.....	BMU.....		(0)	(0)	0	0	0	0	0	0	0	0	(0)	0	1	0	0
AA-3194139	00000...	Axis Specialty.....	BMU.....		623	0	0	0	0	0	0	0	0	0	46	0	(46)	0	0
AA-3194161	00000...	Catlin Insurance Co. Ltd.....	BMU.....		2,240	5	0	97	6	0	0	0	0	108	215	0	(106)	0	0
AA-1320035	00000...	Colisse Re.....	FRA.....		(0)	(0)	0	0	0	0	0	0	0	0	(0)	0	1	0	0
AA-3194130	00000...	Endurance Specialty Insurance Limited.....	BMU.....		624	4	1	81	5	0	0	0	0	91	68	0	22	0	0
AA-3190877	00000...	Flagstone Reinsurance Ltd.....	BMU.....		0	0	0	0	0	0	0	0	0	0	0	0	0	0	0
AA-3191190	00000...	Hamilton Re Ltd. (formerly S A C Re LTD).....	BMU.....		438	0	0	0	0	0	0	0	0	0	34	0	(34)	0	0
AA-3190060	00000...	Hannover Re Limited.....	BMU.....		280	4	1	64	4	0	0	0	0	73	33	0	40	0	0
AA-3190463	00000...	International Property Catastrophe Reinsurance Ltd.....	BMU.....		(1)	(0)	1	0	0	0	0	0	0	1	(1)	0	1	0	0
AA-1120066	00000...	Lancashire Insurance Company UK LTD.....	GBR.....		666	0	0	0	0	0	0	0	0	0	55	0	(55)	0	0
AA-3190829	00000...	Markel Bermuda Limited (formerly Alterra Bermuda Ltd.).....	BMU.....		785	0	0	0	0	0	0	0	0	0	60	0	(60)	0	0
AA-3194145	00000...	Marshall Insurance Group, Ltd.....	BMU.....		5,099	433	15	1,365	0	103	0	2,308	0	4,223	555	0	3,668	0	0
AA-3190686	00000...	MS Frontier Reinsurance Ltd.....	BMU.....		337	0	0	0	0	0	0	0	0	0	16	0	(16)	0	0
AA-1320034	00000...	Paris Re.....	FRA.....		0	0	0	0	0	0	0	0	0	0	0	0	0	0	0
AA-1340192	00000...	R&V Versicherung AG.....	DEU.....		0	0	0	0	0	0	0	0	0	0	0	0	0	0	0
AA-3191190	00000...	S A C Re LTD.....	BMU.....		0	0	0	0	0	0	0	0	0	0	0	0	0	0	0
AA-1464100	00000...	Scor Switzerland Ltd.....	CHE.....		1,704	9	1	161	10	0	0	0	0	180	171	0	10	0	0
AA-3194151	00000...	Sirius.....	BMU.....		262	0	0	0	0	0	0	0	0	0	27	0	(27)	0	0
AA-1440076	00000...	Sirius International Insurance Corp.....	SWE.....		(0)	(0)	0	0	0	0	0	0	0	0	(0)	0	1	0	0
AA-3190757	00000...	XL Re Ltd.....	BMU.....		(1)	11	2	193	12	0	0	0	0	218	34	0	183	0	0
2599999	Total Unauthorized Other Non-U.S. Insurers.....				13,719	486	23	2,331	58	103	0	2,308	0	5,309	1,436	0	3,873	0	0
2699999	Total Unauthorized.....				24,320	1,088	50	6,068	58	535	0	6,990	0	14,789	4,616	0	10,173	0	0

22.2

SCHEDULE F - PART 3

Ceded Reinsurance as of December 31, Current Year (000 Omitted)

1 ID Number	2 NAIC Company Code	3 Name of Reinsurer	4 Domiciliary Jurisdiction	5 Special Code	6 Reinsurance Premiums Ceded	Reinsurance Recoverable on									Reinsurance Payable		18 Net Amount Recoverable From Reinsurers Col. 15-[16+17]	19 Funds Held By Company Under Reinsurance Treaties
						7 Paid Losses	8 Paid LAE	9 Known Case Loss Reserves	10 Known Case LAE Reserves	11 IBNR Loss Reserves	12 IBNR LAE Reserves	13 Unearned Premiums	14 Contingent Commissions	15 Cols. 7 through 14 Totals	16 Ceded Balances Payable	17 Other Amounts Due to Reinsurers		
4099999		Total Authorized, Unauthorized and Certified.....			72,558	5,013	66	86,632	140	535	0	19,658	0	112,042	6,262	0	105,780	0
9999999		Totals.....			72,558	5,013	66	86,632	140	535	0	19,658	0	112,042	6,262	0	105,780	0

Note: A. Report the five largest provisional commission rates included in the cedant's reinsurance treaties. The commission rate to be reported is by contract with ceded premium in excess of \$50,000.

1 Name of Reinsurer	2 Commission Rate	3 Ceded Premium
(1) National Flood Insurance Program.....	31.2	12,053
(2) Three Rivers Insurance Company.....	31.0	804
(3) Exchange Indemnity Company.....	29.5	7,618
(4) Marshall Insurance Group, Ltd.....	28.7	3,466
(5) Marshall Insurance Group, Ltd.....	27.9	1,633

B. Report the five largest reinsurance recoverables reported in Column 15, due from any one reinsurer (based on the total recoverables, Line 9999999, Column 15), the amount of ceded premium, and indicate whether the recoverables are due from an affiliated insurer.

1 Name of Reinsurer	2 Total Recoverables	3 Ceded Premiums	4 Affiliated	
(1) Michigan Catastrophic Claims Association.....	64,852	5,689	Yes []	No [X]
(2) North Carolina Reinsurance Facility.....	16,420	10,793	Yes []	No [X]
(3) National Flood Insurance Program.....	10,689	12,053	Yes []	No [X]
(4) Exchange Indemnity Company.....	7,005	7,618	Yes []	No [X]
(5) Marshall Insurance Group, Ltd.....	4,223	5,099	Yes []	No [X]

SCHEDULE F - PART 4

Aging of Ceded Reinsurance as of December 31, Current Year (000 Omitted)

1 ID Number	2 NAIC Company Code	3 Name of Reinsurer	4 Domiciliary Jurisdiction	5 Reinsurance Recoverable on Paid Losses and Paid Loss Adjustment Expenses						11 Total Due Cols. 5 + 10	12 Percentage Overdue Col. 10 / Col. 11	13 Percentage More Than 120 Days Overdue Col. 9 / Col. 11
				5 Current	Overdue				10 Total Overdue Cols. 6 + 7 + 8 + 9			
					6 1 to 29 Days	7 30 to 90 Days	8 91 to 120 Days	9 Over 120 Days				
Authorized Other U.S. Unaffiliated Insurers												
36-2661954..	10103....	American Agricultural Insurance Company.....	IN.....	5	0	0	0	0	0	5	0.0	0.0
06-1430254..	10348....	Arch Reinsurance Company.....	DE.....	0	0	0	0	0	0	0	0.0	0.0
51-0434766..	20370....	AXIS Reinsurance Company.....	NY.....	0	0	0	0	0	0	0	0.0	0.0
39-0712210..	18767....	Church Mutual Insurance Co.....	WI.....	0	0	0	0	0	0	0	0.0	0.0
42-0234980..	21415....	Employers Mutual Casualty Co.....	IA.....	0	0	0	0	0	0	0	0.0	0.0
22-2005057..	26921....	Everest Reinsurance Company.....	DE.....	3	0	0	0	0	0	3	0.0	0.0
AA-9995093..	00000....	Excess & Treaty Management Corporation.....	NY.....	12	0	0	0	0	0	12	0.0	0.0
05-0316605..	21482....	Factory Mutual Ins. Co.....	RI.....	30	0	0	0	0	0	30	0.0	0.0
13-2673100..	22039....	General Reinsurance Corporation.....	DE.....	0	0	0	0	0	0	0	0.0	0.0
74-2195939..	42374....	Houston Casualty Company.....	TX.....	0	0	0	0	0	0	0	0.0	0.0
61-0392792..	22993....	Kentucky Farm Bureau Mutual Insurance Company.....	KY.....	0	0	0	0	0	0	0	0.0	0.0
04-1543470..	23043....	Liberty Mutual Insurance Company.....	MA.....	0	0	0	0	0	0	0	0.0	0.0
31-4259550..	14621....	Motorists Mutual Insurance Co.....	OH.....	0	0	0	0	0	0	0	0.0	0.0
47-0698507..	23680....	Odyssey Reinsurance Company.....	CT.....	8	0	0	0	0	0	8	0.0	0.0
13-3031176..	38636....	Partner Reinsurance Co. of US.....	NY.....	0	0	0	0	0	0	0	0.0	0.0
23-1641984..	10219....	QBE Reinsurance Corporation.....	PA.....	0	0	0	0	0	0	0	0.0	0.0
52-1952955..	10357....	Renaissance Reinsurance U.S. Inc.....	MD.....	0	0	0	0	0	0	0	0.0	0.0
43-0727872..	15105....	Safety National Casualty Co.....	MO.....	0	0	0	0	0	0	0	0.0	0.0
75-1444207..	30058....	Scor Reinsurance Company.....	NY.....	0	0	0	0	0	0	0	0.0	0.0
41-0406690..	24767....	St Paul Fire & Marine Ins Co.....	CT.....	86	0	0	0	0	0	86	0.0	0.0
13-1675535..	25364....	Swiss Re (GE Reinsurance Corporation).....	NY.....	0	0	0	0	0	0	0	0.0	0.0
13-2918573..	42439....	Toa Reinsurance Company of America.....	DE.....	0	0	0	0	0	0	0	0.0	0.0
13-5616275..	19453....	Transatlantic Reinsurance Company.....	NY.....	4	0	0	0	0	0	4	0.0	0.0
13-2997499..	38776....	White Mountain Reinsurance Company America.....	NY.....	1	0	0	0	0	0	1	0.0	0.0
0999999..		Total Authorized - Other U.S. Unaffiliated Insurers.....		149	0	0	0	0	0	149	0.0	0.0
Authorized Pools-Mandatory Pools												
AA-9991161..	00000....	Commonwealth Automobile Reinsurers.....	MA.....	0	0	0	0	0	0	0	0.0	0.0
AA-9991310..	00000....	Florida Hurricane Catastrophe Fund.....	FL.....	0	0	0	0	0	0	0	0.0	0.0
AA-9991205..	00000....	Georgia Fair Plan.....	GA.....	0	0	0	0	0	0	0	0.0	0.0
AA-9991500..	00000....	Illinois Mine Subsidence Fund.....	IL.....	43	0	0	0	0	0	43	0.0	0.0
AA-9991501..	00000....	Indiana Mine Subsidence Fund.....	IN.....	0	0	0	0	0	0	0	0.0	0.0
AA-9991502..	00000....	Kentucky Mine Subsidence Fund.....	KY.....	0	0	0	0	0	0	0	0.0	0.0
AA-9991213..	00000....	Massachusetts Fair Plan.....	MA.....	0	0	0	0	0	0	0	0.0	0.0
AA-9991159..	00000....	Michigan Catastrophic Claims Association.....	MI.....	1,265	0	0	0	0	0	1,265	0.0	0.0
AA-9992201..	00000....	National Flood Insurance Program.....	DC.....	0	0	0	0	0	0	0	0.0	0.0
AA-9991160..	00000....	New Jersey Unsatisfied Claim and Judgement Fund.....	NJ.....	3	0	0	0	0	0	3	0.0	0.0

SCHEDULE F - PART 4

Aging of Ceded Reinsurance as of December 31, Current Year (000 Omitted)

1 ID Number	2 NAIC Company Code	3 Name of Reinsurer	4 Domiciliary Jurisdiction	5 Reinsurance Recoverable on Paid Losses and Paid Loss Adjustment Expenses						11 Total Due Cols. 5 + 10	12 Percentage Overdue Col. 10 / Col. 11	13 Percentage More Than 120 Days Overdue Col. 9 / Col. 11
				5 Current	6 Overdue				10 Total Overdue Cols. 6 + 7 + 8 + 9			
					6 1 to 29 Days	7 30 to 90 Days	8 91 to 120 Days	9 Over 120 Days				
AA-9991220.	00000....	New York Fair Plan.....	NY.....	0	0	0	0	0	0	0	0.0	0.0
AA-9991139.	00000....	North Carolina Reinsurance Facility.....	NC.....	2,412	0	0	0	0	0	2,412	0.0	0.0
AA-9991503.	00000....	Ohio Mine Subsidence Fund.....	OH.....	0	0	0	0	0	0	0	0.0	0.0
AA-9991226.	00000....	Virginia Fair Plan.....	VA.....	0	0	0	0	0	0	0	0.0	0.0
AA-9991506.	00000....	West Virginia Mine Subsidence Fund.....	WV.....	0	0	0	0	0	0	0	0.0	0.0
1099999.	Total Authorized - Pools - Mandatory Pools.....			3,723	0	0	0	0	0	3,723	0.0	0.0

Authorized Other Non-U.S. Insurers

AA-1460019.	00000....	Amlin AG.....	CHE.....	0	0	0	0	0	0	0	0.0	0.0
AA-3194168.	00000....	Aspen Insurance Limited.....	BMU.....	2	0	0	0	0	0	2	0.0	0.0
AA-1120337.	00000....	Aspen Insurance UK Limited.....	GBR.....	0	0	0	0	0	0	0	0.0	0.0
AA-3194122.	00000....	DaVinci Reinsurance Ltd.....	BMU.....	0	0	0	0	0	0	0	0.0	0.0
AA-1340125.	00000....	Hannover Ruckversicherung AG.....	DEU.....	0	0	0	0	0	0	0	0.0	0.0
AA-1126033.	00000....	Lloyd's Syndicate Number 0033.....	GBR.....	0	0	0	0	0	0	0	0.0	0.0
AA-1126190.	00000....	Lloyd's Syndicate Number 0190.....	GBR.....	0	0	0	0	0	0	0	0.0	0.0
AA-1126382.	00000....	Lloyds Syndicate Number 0382.....	GBR.....	1	0	0	0	0	0	1	0.0	0.0
AA-1126435.	00000....	Lloyd's Syndicate Number 0435.....	GBR.....	13	0	0	0	0	0	13	0.0	0.0
AA-1126510.	00000....	Lloyd's Syndicate Number 0510.....	GBR.....	0	0	0	0	0	0	0	0.0	0.0
AA-1126609.	00000....	Lloyd's Syndicate Number 0609.....	GBR.....	0	0	0	0	0	0	0	0.0	0.0
AA-1126623.	00000....	Lloyd's Syndicate Number 0623.....	GBR.....	3	0	0	0	0	0	3	0.0	0.0
AA-1126958.	00000....	Lloyd's Syndicate Number 0958.....	GBR.....	0	0	0	0	0	0	0	0.0	0.0
AA-1127084.	00000....	Lloyd's Syndicate Number 1084.....	GBR.....	0	0	0	0	0	0	0	0.0	0.0
AA-1127183.	00000....	Lloyd's Syndicate Number 1183.....	GBR.....	1	0	0	0	0	0	1	0.0	0.0
AA-1127414.	00000....	Lloyd's Syndicate Number 1414.....	GBR.....	0	0	0	0	0	0	0	0.0	0.0
AA-1120102.	00000....	Lloyd's Syndicate Number 1458.....	GBR.....	0	0	0	0	0	0	0	0.0	0.0
AA-1120084.	00000....	Lloyd's Syndicate Number 1955.....	GBR.....	0	0	0	0	0	0	0	0.0	0.0
AA-1128000.	00000....	Lloyd's Syndicate Number 2000.....	GBR.....	2	0	0	0	0	0	2	0.0	0.0
AA-1128001.	00000....	Lloyd's Syndicate Number 2001.....	GBR.....	8	0	0	0	0	0	8	0.0	0.0
AA-1128003.	00000....	Lloyd's Syndicate Number 2003.....	GBR.....	7	0	0	0	0	0	7	0.0	0.0
AA-1120071.	00000....	Lloyd's Syndicate Number 2007.....	GBR.....	2	0	0	0	0	0	2	0.0	0.0
AA-1128010.	00000....	Lloyd's Syndicate Number 2010.....	GBR.....	0	0	0	0	0	0	0	0.0	0.0
AA-1120158.	00000....	Lloyd's Syndicate Number 2014.....	GBR.....	0	0	0	0	0	0	0	0.0	0.0
AA-1128623.	00000....	Lloyd's Syndicate Number 2623.....	GBR.....	0	0	0	0	0	0	0	0.0	0.0
AA-1128791.	00000....	Lloyd's Syndicate Number 2791.....	GBR.....	0	0	0	0	0	0	0	0.0	0.0
AA-1128987.	00000....	Lloyd's Syndicate Number 2987.....	GBR.....	0	0	0	0	0	0	0	0.0	0.0
AA-1120116.	00000....	Lloyd's Syndicate Number 3902.....	GBR.....	3	0	0	0	0	0	3	0.0	0.0
AA-1126005.	00000....	Lloyd's Syndicate Number 4000.....	GBR.....	3	0	0	0	0	0	3	0.0	0.0
AA-1120075.	00000....	Lloyd's Syndicate Number 4020.....	GBR.....	0	0	0	0	0	0	0	0.0	0.0

SCHEDULE F - PART 4

Aging of Ceded Reinsurance as of December 31, Current Year (000 Omitted)

1 ID Number	2 NAIC Company Code	3 Name of Reinsurer	4 Domiciliary Jurisdiction	5 Reinsurance Recoverable on Paid Losses and Paid Loss Adjustment Expenses						11 Total Due Cols. 5 + 10	12 Percentage Overdue Col. 10 / Col. 11	13 Percentage More Than 120 Days Overdue Col. 9 / Col. 11
				Current	Overdue							
					6 1 to 29 Days	7 30 to 90 Days	8 91 to 120 Days	9 Over 120 Days	10 Total Overdue Cols. 6 + 7 + 8 + 9			
AA-1126004	00000	Lloyd's Syndicate Number 4444	GBR	2	0	0	0	0	0	2	0.0	0.0
AA-1126006	00000	Lloyd's Syndicate Number 4472	GBR	7	0	0	0	0	0	7	0.0	0.0
AA-1840000	00000	Mapfre Re	ESP	5	0	0	0	0	0	5	0.0	0.0
AA-1121425	00000	Markel International Insurance Company Limited	GBR	0	0	0	0	0	0	0	0.0	0.0
AA-3190870	00000	Validus Reinsurance Ltd	BMU	10	0	0	0	0	0	10	0.0	0.0
1299999	Total Authorized - Other Non-U.S. Insurers			69	0	0	0	0	0	69	0.0	0.0
1399999	Total Authorized			3,941	0	0	0	0	0	3,941	0.0	0.0
Unauthorized Other U.S. Unaffiliated Insurers												
03-0310326	10578	CSX Corporation	VT	270	0	0	0	0	0	270	0.0	0.0
03-0346985	11291	Exchange Indemnity Company	VT	315	0	0	0	0	0	315	0.0	0.0
25-1438780	10531	Three Rivers Insurance Company	VT	44	0	0	0	0	0	44	0.0	0.0
2299999	Total Unauthorized - Other U.S. Unaffiliated Insurers			629	0	0	0	0	0	629	0.0	0.0
Unauthorized Other Non-U.S. Insurers												
AA-1120810	00000	ACE INA (UK) Limited	GBR	0	0	0	0	0	0	0	0.0	0.0
AA-3190770	00000	ACE Tempest Reinsurance Company	BMU	2	0	0	0	0	0	2	0.0	0.0
AA-3190829	00000	Alterra Bermuda Ltd	BMU	15	0	0	0	0	0	15	0.0	0.0
AA-3194126	00000	Arch Reinsurance Limited	BMU	5	0	0	0	0	0	5	0.0	0.0
AA-3190932	00000	ARGO Re	BMU	0	0	0	0	0	0	0	0.0	0.0
AA-3194139	00000	Axis Specialty	BMU	0	0	0	0	0	0	0	0.0	0.0
AA-3194161	00000	Catlin Insurance Co. Ltd	BMU	6	0	0	0	0	0	6	0.0	0.0
AA-1320035	00000	Colisse Re	FRA	0	0	0	0	0	0	0	0.0	0.0
AA-3194130	00000	Endurance Specialty Insurance Limited	BMU	5	0	0	0	0	0	5	0.0	0.0
AA-3190877	00000	Flagstone Reinsurance Ltd	BMU	0	0	0	0	0	0	0	0.0	0.0
AA-3191190	00000	Hamilton Re Ltd. (formerly S A C Re LTD)	BMU	0	0	0	0	0	0	0	0.0	0.0
AA-3190060	00000	Hannover Re Limited	BMU	5	0	0	0	0	0	5	0.0	0.0
AA-3190463	00000	International Property Catastrophe Reinsurance Ltd	BMU	1	0	0	0	0	0	1	0.0	0.0
AA-1120066	00000	Lancashire Insurance Company UK LTD	GBR	0	0	0	0	0	0	0	0.0	0.0
AA-3190829	00000	Markel Bermuda Limited (formerly Alterra Bermuda Ltd.)	BMU	0	0	0	0	0	0	0	0.0	0.0
AA-3194145	00000	Marshall Insurance Group, Ltd	BMU	448	0	0	0	0	0	448	0.0	0.0
AA-3190686	00000	MS Frontier Reinsurance Ltd	BMU	0	0	0	0	0	0	0	0.0	0.0
AA-1320034	00000	Paris Re	FRA	0	0	0	0	0	0	0	0.0	0.0
AA-1340192	00000	R&V Versicherung AG	DEU	0	0	0	0	0	0	0	0.0	0.0
AA-3191190	00000	S A C Re LTD	BMU	0	0	0	0	0	0	0	0.0	0.0
AA-1464100	00000	Scor Switzerland Ltd	CHE	10	0	0	0	0	0	10	0.0	0.0
AA-3194151	00000	Sirius	BMU	0	0	0	0	0	0	0	0.0	0.0
AA-1440076	00000	Sirius International Insurance Corp	SWE	0	0	0	0	0	0	0	0.0	0.0
AA-3190757	00000	XL Re Ltd	BMU	13	0	0	0	0	0	13	0.0	0.0

23.2

SCHEDULE F - PART 4

Aging of Ceded Reinsurance as of December 31, Current Year (000 Omitted)

1 ID Number	2 NAIC Company Code	3 Name of Reinsurer	4 Domiciliary Jurisdiction	Reinsurance Recoverable on Paid Losses and Paid Loss Adjustment Expenses						11 Total Due Cols. 5 + 10	12 Percentage Overdue Col. 10 / Col. 11	13 Percentage More Than 120 Days Overdue Col. 9 / Col. 11
				5 Current	Overdue				10 Total Overdue Cols. 6 + 7 + 8 + 9			
					6 1 to 29 Days	7 30 to 90 Days	8 91 to 120 Days	9 Over 120 Days				
2599999	Total Unauthorized - Other Non-U.S. Insurers.....			509	0	0	0	0	0	509	0.0	0.0
2699999	Total Unauthorized.....			1,138	0	0	0	0	0	1,138	0.0	0.0
4099999	Total Authorized, Unauthorized and Certified.....			5,079	0	0	0	0	0	5,079	0.0	0.0
9999999	Totals.....			5,079	0	0	0	0	0	5,079	0.0	0.0

SCHEDULE F - PART 5

Provision for Unauthorized Reinsurance as of December 31, Current Year (000 Omitted)

1	2	3	4	5	6	7	8	9	10	11	12	13	14	15	16	17	18	19
ID Number	NAIC Company Code	Name of Reinsurer	Domiciliary Jurisdiction	Special Code	Reinsurance Recoverable all Items Schedule F, Part 3, Col. 15	Funds Held By Company Under Reinsurance Treaties	Letters of Credit	Issuing or Confirming Bank Reference Number (a)	Ceded Balances Payable	Miscellaneous Balances Payable	Trust Funds and Other Allowed Offset Items	Total Collateral and Offsets Allowed (Cols. 7+8+10 + 11 + 12 but not in Excess of Col. 6)	Provision for Unauthorized Reinsurance (Col. 6 minus Col. 13)	Recoverable Paid Losses & LAE Expenses Over 90 Days Past Due not in Dispute	20% of Amount in Col. 15	20% of Amount in Dispute Included in Col. 6	Provision for Overdue Reinsurance (Col. 16 plus Col. 17)	Total Provision for Reinsurance Ceded to Unauthorized Reinsurers (Col. 14 plus Col. 18 but not in Excess of Col. 6)
Other U.S. Unaffiliated Insurers																		
03-0310326	10578	CSX Corporation	VT		1,930	0	1,688	0001	253	0	0	1,930	0	0	0	0	0	0
03-0346985	11291	Exchange Indemnity Company	VT		7,005	0	4,600	0002	2,842	0	0	7,005	0	0	0	0	0	0
25-1438780	10531	Three Rivers Insurance Company	VT		545	0	525	0004	85	0	0	545	0	0	0	0	0	0
0999999		Total Other U.S. Unaffiliated Insurers			9,479	0	6,813	XXX	3,179	0	0	9,479	0	0	0	0	0	0
Other Non-U.S. Insurers																		
AA-1120810	00000	ACE INA (UK) Limited	GBR		0	0	0	0	0	0	0	0	0	0	0	0	0	0
AA-3190770	00000	ACE Tempest Reinsurance Company	BMU		36	0	106	0016	38	0	0	36	0	0	0	0	0	0
AA-3190829	00000	Alterra Bermuda Ltd.	BMU		289	0	846	0014	47	0	0	289	0	0	0	0	0	0
AA-3194126	00000	Arch Reinsurance Limited	BMU		90	0	265	0005	38	0	0	90	0	0	0	0	0	0
AA-3190932	00000	ARGO Re	BMU		0	0	1	0009	(0)	0	0	0	0	0	0	0	0	0
AA-3194139	00000	Axis Specialty	BMU		0	0	0	0	46	0	0	0	0	0	0	0	0	0
AA-3194161	00000	Catlin Insurance Co. Ltd.	BMU		108	0	317	0012	215	0	0	108	0	0	0	0	0	0
AA-1320035	00000	Colisse Re	FRA		0	0	1	0013	(0)	0	0	0	0	0	0	0	0	0
AA-3194130	00000	Endurance Specialty Insurance Limited	BMU		91	0	265	0006	68	0	0	91	0	0	0	0	0	0
AA-3190877	00000	Flagstone Reinsurance Ltd.	BMU		0	0	0	0	0	0	0	0	0	0	0	0	0	0
AA-3191190	00000	Hamilton Re Ltd. (formerly S A C Re LTD)	BMU		0	0	0	0	34	0	0	0	0	0	0	0	0	0
AA-3190060	00000	Hannover Re Limited	BMU		73	0	214	0008	33	0	0	73	0	0	0	0	0	0
AA-3190463	00000	International Property Catastrophe Reinsurance Ltd	BMU		1	0	1	0007	(1)	0	0	1	0	0	0	0	0	0
AA-1120066	00000	Lancashire Insurance Company UK LTD.	GBR		0	0	0	0	55	0	0	0	0	0	0	0	0	0
AA-3190829	00000	Markel Bermuda Limited (formerly Alterra Bermuda Ltd.)	BMU		0	0	0	0	60	0	0	0	0	0	0	0	0	0
AA-3194145	00000	Marshall Insurance Group, Ltd.	BMU		4,223	0	4,233	0003	555	0	0	4,223	0	0	0	0	0	0
AA-3190686	00000	MS Frontier Reinsurance Ltd	BMU		0	0	0	0	16	0	0	0	0	0	0	0	0	0
AA-1320034	00000	Paris Re	FRA		0	0	0	0	0	0	0	0	0	0	0	0	0	0
AA-1340192	00000	R&V Versicherung AG	DEU		0	0	0	0	0	0	0	0	0	0	0	0	0	0
AA-3191190	00000	S A C Re LTD	BMU		0	0	0	0	0	0	0	0	0	0	0	0	0	0
AA-1464100	00000	Scor Switzerland Ltd.	CHE		180	0	529	0015	171	0	0	180	0	0	0	0	0	0
AA-3194151	00000	Sirius	BMU		0	0	0	0	27	0	0	0	0	0	0	0	0	0
AA-1440076	00000	Sirius International Insurance Corp.	SWE		0	0	1	0010	(0)	0	0	0	0	0	0	0	0	0
AA-3190757	00000	XL Re Ltd.	BMU		218	0	638	0011	34	0	0	218	0	0	0	0	0	0
1299999		Total Other Non-U.S. Insurers			5,309	0	7,417	XXX	1,436	0	0	5,309	0	0	0	0	0	0
1399999		Total Affiliates and Others			14,789	0	14,230	XXX	4,616	0	0	14,789	0	0	0	0	0	0
9999999		Totals			14,789	0	14,230	XXX	4,616	0	0	14,789	0	0	0	0	0	0

1. Amounts in dispute totaling \$.....0 are included in Column 6.

SCHEDULE F - PART 5

Provision for Unauthorized Reinsurance as of December 31, Current Year (000 Omitted)

1	2	3	4	5	6	7	8	9	10	11	12	13	14	15	16	17	18	19
ID Number	NAIC Company Code	Name of Reinsurer	Domiciliary Jurisdiction	Special Code	Reinsurance Recoverable all Items Schedule F, Part 3, Col. 15	Funds Held By Company Under Reinsurance Treaties	Letters of Credit	Issuing or Confirming Bank Reference Number (a)	Ceded Balances Payable	Miscellaneous Balances Payable	Trust Funds and Other Allowed Offset Items	Total Collateral and Offsets Allowed (Cols. 7+8+10 + 11 + 12 but not in Excess of Col. 6)	Provision for Unauthorized Reinsurance (Col. 6 minus Col. 13)	Recoverable Paid Losses & LAE Expenses Over 90 Days Past Due not in Dispute	20% of Amount in Col. 15	20% of Amount in Dispute Included in Col. 6	Provision for Overdue Reinsurance (Col. 16 plus Col. 17)	Total Provision for Reinsurance Ceded to Unauthorized Reinsurers (Col. 14 plus Col. 18 but not in Excess of Col. 6)

2. Amounts in dispute totaling \$.....0 are excluded from Column 15.

(a)

Issuing or Confirming Bank Reference Number	Letters of Credit Code	American Bankers Association (ABA) Routing Number	Issuing or Confirming Bank Name	Letters of Credit Amount
0001.....	1.....	011600033.....	TD Banknorth.....1,688
0002.....	1.....	072000096.....	Comerica Bank.....4,600
0003.....	1.....	026005319.....	Intesa SanPaolo SPA.....4,233
0004.....	1.....	031101266.....	TD Banknorth.....525
0005.....	1.....	026009593.....	Bank of America.....265
0006.....	2.....	021000021.....	JPMorgan Chase Bank, NA.....27
0006.....	2.....	026009917.....	Australia and New Zealand Banking Group.....27
0006.....	2.....	071000288.....	Bank of Montreal.....27
0006.....	2.....	026002532.....	Bank of Nova Scotia.....27
0006.....	2.....	026002574.....	Barclays Bank PLC.....27
0006.....	2.....	021001033.....	Deutsche Bank AG, NY.....27
0006.....	2.....	021001088.....	HSBC Bank USA, NA.....27
0006.....	2.....	026002655.....	Lloyds TSB Bank PLC.....27
0006.....	2.....	026007728.....	National Australia Bank.....27
0006.....	2.....	121000248.....	Wells Fargo Bank NA.....27
0007.....	1.....	021000089.....	Citibank, NA.....1
0008.....	1.....	026008044.....	Commerzbank.....214
0009.....	1.....	021000089.....	Citibank, NA.....1
0010.....	1.....	021000089.....	Citibank, NA.....1
0011.....	1.....	021000021.....	JPMorgan Chase Bank, NA.....638
0012.....	1.....	021000089.....	Citibank, NA.....317
0013.....	1.....	021000021.....	JPMorgan Chase Bank, NA.....1
0014.....	2.....	026009593.....	Bank of America.....77
0014.....	2.....	121000248.....	Wells Fargo Bank NA.....77
0014.....	2.....	021000089.....	Citibank, NA.....77
0014.....	2.....	021000018.....	Bank of New York Mellon.....77
0014.....	2.....	026002655.....	Lloyds TSB Bank PLC.....77
0014.....	2.....	026008044.....	Commerzbank.....77
0014.....	2.....	064101576.....	US Bank, National Association.....77
0014.....	2.....	026002574.....	Barclays Bank PLC.....77

24.1

SCHEDULE F - PART 5

Provision for Unauthorized Reinsurance as of December 31, Current Year (000 Omitted)

1 ID Number	2 NAIC Company Code	3 Name of Reinsurer	4 Domi- ciliary Juris- diction	5 Special Code	6 Reinsurance Recoverable all Items Schedule F, Part 3, Col. 15	7 Funds Held By Company Under Reinsurance Treaties	8 Letters of Credit	9 Issuing or Confirming Bank Reference Number (a)	10 Ceded Balances Payable	11 Miscellaneous Balances Payable	12 Trust Funds and Other Allowed Offset Items	13 Total Collateral and Offsets Allowed (Cols. 7+8+10 + 11 + 12 but not in Excess of Col. 6)	14 Provision for Unauthorized Reinsurance (Col. 6 minus Col. 13)	15 Recoverable Paid Losses & LAE Expenses Over 90 Days Past Due not in Dispute	16 20% of Amount in Col. 15	17 20% of Amount in Dispute Included in Col. 6	18 Provision for Overdue Reinsurance (Col. 16 plus Col. 17)	19 Total Provision for Reinsurance Ceded to Unauthorized Reinsurers (Col. 14 plus Col. 18 but not in Excess of Col. 6)
0014.....	2.....	021001033.....	2.....	021001033.....	Deutsche Bank AG, NY.....													77
0014.....	2.....	026010786.....	2.....	026010786.....	Nordia Bank Finland, PLC.....													77
0014.....	2.....	072000096.....	2.....	072000096.....	Comerica Bank.....													77
0015.....	1.....	021000089.....	1.....	021000089.....	Citibank, NA.....													529
0016.....	1.....	021000089.....	1.....	021000089.....	Citibank, NA.....													106

Sch. F - Pt. 6 - Sn. 1
NONE

Sch. F - Pt. 6 - Sn. 2
NONE

SCHEDULE F - PART 7

Provision for Overdue Authorized Reinsurance as of December 31, Current Year

1 ID Number	2 NAIC Company Code	3 Name of Reinsurer	4 Reinsurance Recoverable on Paid Losses and LAE More Than 90 Days Overdue (a)	5 Total Reinsurance Recoverable on Paid Losses and Paid LAE (b)	6 Amounts Received Prior 90 Days	7 Col. 4 divided by (Cols. 5 + 6)	8 Amounts in Col. 4 for Companies Reporting less than 20% in Col. 7	9 Amounts in Dispute Excluded from Col. 4 for Companies Reporting less than 20% in Col. 7	10 20% of Amount in Col. 9	11 Amount Reported in Col. 8 x 20% + Col. 10
Overdue Authorized Reinsurance										
36-2661954..	10103....	American Agricultural Insurance Company.....	0	4,974	0	0.000	0	0	0	0
AA-3194168.	00000....	Aspen Insurance Limited.....	0	1,912	0	0.000	0	0	0	0
22-2005057..	26921....	Everest Reinsurance Company.....	0	3,346	0	0.000	0	0	0	0
AA-9995093.	00000....	Excess & Treaty Management Corporation.....	0	12,133	0	0.000	0	0	0	0
05-0316605..	21482....	Factory Mutual Ins. Co.....	0	29,541	0	0.000	0	0	0	0
13-2673100..	22039....	General Reinsurance Corporation.....	0	0	0	0.000	0	0	0	0
AA-9991500.	00000....	Illinois Mine Subsidence Fund.....	0	43,052	0	0.000	0	0	0	0
AA-1126190.	00000....	Lloyd's Syndicate Number 0190.....	0	263	0	0.000	0	0	0	0
AA-1126382.	00000....	Lloyds Syndicate Number 0382.....	0	956	0	0.000	0	0	0	0
AA-1126435.	00000....	Lloyd's Syndicate Number 0435.....	0	13,388	0	0.000	0	0	0	0
AA-1126510.	00000....	Lloyd's Syndicate Number 0510.....	0	387	0	0.000	0	0	0	0
AA-1126623.	00000....	Lloyd's Syndicate Number 0623.....	0	2,879	0	0.000	0	0	0	0
AA-1126958.	00000....	Lloyd's Syndicate Number 0958.....	0	132	0	0.000	0	0	0	0
AA-1127183.	00000....	Lloyd's Syndicate Number 1183.....	0	1,434	0	0.000	0	0	0	0
AA-1128000.	00000....	Lloyd's Syndicate Number 2000.....	0	1,602	0	0.000	0	0	0	0
AA-1128001.	00000....	Lloyd's Syndicate Number 2001.....	0	7,687	0	0.000	0	0	0	0
AA-1128003.	00000....	Lloyd's Syndicate Number 2003.....	0	6,529	0	0.000	0	0	0	0
AA-1120071.	00000....	Lloyd's Syndicate Number 2007.....	0	2,390	0	0.000	0	0	0	0
AA-1120116.	00000....	Lloyd's Syndicate Number 3902.....	0	3,346	0	0.000	0	0	0	0
AA-1126005.	00000....	Lloyd's Syndicate Number 4000.....	0	3,346	0	0.000	0	0	0	0
AA-1126004.	00000....	Lloyd's Syndicate Number 4444.....	0	1,912	0	0.000	0	0	0	0
AA-1126006.	00000....	Lloyd's Syndicate Number 4472.....	0	6,692	0	0.000	0	0	0	0
AA-1840000.	00000....	Mapfre Re.....	0	4,780	0	0.000	0	0	0	0
AA-9991159.	00000....	Michigan Catastrophic Claims Association.....	0	1,264,855	0	0.000	0	0	0	0
AA-9991160.	00000....	New Jersey Unsatisfied Claim and Judgement Fund.....	0	2,936	0	0.000	0	0	0	0
AA-9991139.	00000....	North Carolina Reinsurance Facility.....	0	2,412,075	0	0.000	0	0	0	0
47-0698507..	23680....	Odyssey Reinsurance Company.....	0	7,899	0	0.000	0	0	0	0
41-0406690..	24767....	St Paul Fire & Marine Ins Co.....	0	86,335	0	0.000	0	0	0	0
13-5616275..	19453....	Transatlantic Reinsurance Company.....	0	3,824	0	0.000	0	0	0	0
AA-3190870.	00000....	Validus Reinsurance Ltd.....	0	9,559	0	0.000	0	0	0	0
13-2997499..	38776....	White Mountain Reinsurance Company America.....	0	558	0	0.000	0	0	0	0
9999999.	Totals.....		0	3,940,722	0	XXX	0	0	0	0

27

(a) From Schedule F-Part 4 Columns 8 + 9, total authorized, less \$.....0 in dispute.

(b) From Schedule F-Part 3 Columns 7 + 8, total authorized, less \$.....0 in dispute.

SCHEDULE F - PART 8

Provision for Overdue Reinsurance as of December 31, Current Year

1 ID Number	2 NAIC Company Code	3 Name of Reinsurer	4 Reinsurance Recoverable All Items	5 Funds Held by Company Under Reinsurance Treaties	6 Letters of Credit	7 Ceded Balances Payable	8 Other Miscellaneous Balances	9 Other Allowed Offset Items	10 Sum of Cols. 5 through 9 but not in Excess of Col. 4	11 Col. 4 Minus Col. 10	12 Greater of Col. 11 or Schedule F - Part 4 Cols. 8 + 9
-------------------	------------------------------	------------------------	--	--	------------------------------	-----------------------------------	---	---------------------------------------	---	----------------------------------	---

NONE

SCHEDULE F - PART 9

Restatement of Balance Sheet to Identify Net Credit for Reinsurance

	1 As Reported (Net of Ceded)	2 Restatement Adjustments	3 Restated (Gross of Ceded)
ASSETS (Page 2, Col. 3)			
1. Cash and invested assets (Line 12).....	3,916,856,414	0	3,916,856,414
2. Premiums and considerations (Line 15).....	1,167,169,915	0	1,167,169,915
3. Reinsurance recoverable on loss and loss adjustment expense payments (Line 16.1).....	5,078,770	(1,355,856)	3,722,914
4. Funds held by or deposited with reinsured companies (Line 16.2).....	48,699	0	48,699
5. Other assets.....	541,549,371	12,880,608	554,429,979
6. Net amount recoverable from reinsurers.....	0	0	0
7. Protected cell assets (Line 27).....	0	0	0
8. Totals (Line 28).....	5,630,703,169	11,524,752	5,642,227,921
LIABILITIES (Page 3)			
9. Losses and loss adjustment expenses (Lines 1 through 3).....	1,548,716,900	10,699,773	1,559,416,673
10. Taxes, expenses, and other obligations (Lines 4 through 8).....	93,796,681	0	93,796,681
11. Unearned premiums (Line 9).....	1,662,121,497	6,989,609	1,669,111,106
12. Advance premiums (Line 10).....	24,652,137	0	24,652,137
13. Dividends declared and unpaid (Line 11.1 and 11.2).....	1,848,830	0	1,848,830
14. Ceded reinsurance premiums payable (net of ceding commissions) (Line 12).....	6,262,427	(6,164,630)	97,797
15. Funds held by company under reinsurance treaties (Line 13).....	0	0	0
16. Amounts withheld or retained by company for account of others (Line 14).....	2,586,785	0	2,586,785
17. Provision for reinsurance (Line 16).....	0	0	0
18. Other liabilities.....	19,628,636	0	19,628,636
19. Total liabilities excluding protected cell business (Line 26).....	3,359,613,893	11,524,752	3,371,138,645
20. Protected cell liabilities (Line 27).....	0	0	0
21. Surplus as regards policyholders (Line 37).....	2,271,089,276	XXX	2,271,089,276
22. Totals (Line 38).....	5,630,703,169	11,524,752	5,642,227,921

NOTE: Is the restatement of this exhibit the result of grossing up balances ceded to affiliates under 100 percent reinsurance or pooling arrangements?..Yes [] No [X]

If yes, give full explanation:

SCHEDULE H - ACCIDENT AND HEALTH EXHIBIT

	Total		Group Accident and Health		Credit A&H (Group and Individual)		Collectively Renewable		Other Individual Contracts											
	1 Amount	2 %	3 Amount	4 %	5 Amount	6 %	7 Amount	8 %	Non-Cancelable		Guaranteed Renewable		Non-Renewable for Stated Reasons Only		Other Accident Only		All Other			
									9 Amount	10 %	11 Amount	12 %	13 Amount	14 %	15 Amount	16 %	17 Amount	18 %		
PART 1 - ANALYSIS OF UNDERWRITING OPERATIONS																				
1. Premiums written.....	20,014,866	XXX	0	XXX	0	XXX	0	XXX	0	XXX	0	XXX	0	XXX	0	XXX	0	XXX	20,014,866	XXX
2. Premiums earned.....	19,800,312	XXX	0	XXX	0	XXX	0	XXX	0	XXX	0	XXX	0	XXX	0	XXX	0	XXX	19,800,312	XXX
3. Incurred claims.....	7,047,226	35.6	0	0.0	0	0.0	0	0.0	0	0.0	0	0.0	0	0.0	0	0.0	0	0.0	7,047,226	35.6
4. Cost containment expenses.....	0	0.0	0	0.0	0	0.0	0	0.0	0	0.0	0	0.0	0	0.0	0	0.0	0	0.0	0	0.0
5. Incurred claims and cost containment expenses (Lines 3 and 4).....	7,047,226	35.6	0	0.0	0	0.0	0	0.0	0	0.0	0	0.0	0	0.0	0	0.0	0	0.0	7,047,226	35.6
6. Increase in contract reserves.....	0	0.0	0	0.0	0	0.0	0	0.0	0	0.0	0	0.0	0	0.0	0	0.0	0	0.0	0	0.0
7. Commissions (a).....	0	0.0	0	0.0	0	0.0	0	0.0	0	0.0	0	0.0	0	0.0	0	0.0	0	0.0	0	0.0
8. Other general insurance expenses.....	12,328,382	62.3	0	0.0	0	0.0	0	0.0	0	0.0	0	0.0	0	0.0	0	0.0	0	0.0	12,328,382	62.3
9. Taxes, licenses and fees.....	424,704	2.1	0	0.0	0	0.0	0	0.0	0	0.0	0	0.0	0	0.0	0	0.0	0	0.0	424,704	2.1
10. Total other expenses incurred.....	12,753,086	64.4	0	0.0	0	0.0	0	0.0	0	0.0	0	0.0	0	0.0	0	0.0	0	0.0	12,753,086	64.4
11. Aggregate write-ins for deductions.....	0	0.0	0	0.0	0	0.0	0	0.0	0	0.0	0	0.0	0	0.0	0	0.0	0	0.0	0	0.0
12. Gain from underwriting before dividends or refunds.....	0	0.0	0	0.0	0	0.0	0	0.0	0	0.0	0	0.0	0	0.0	0	0.0	0	0.0	0	0.0
13. Dividends or refunds.....	0	0.0	0	0.0	0	0.0	0	0.0	0	0.0	0	0.0	0	0.0	0	0.0	0	0.0	0	0.0
14. Gain from underwriting after dividends or refunds.....	0	0.0	0	0.0	0	0.0	0	0.0	0	0.0	0	0.0	0	0.0	0	0.0	0	0.0	0	0.0
DETAILS OF WRITE-INS																				
1101.	0	0.0	0	0.0	0	0.0	0	0.0	0	0.0	0	0.0	0	0.0	0	0.0	0	0.0	0	0.0
1102.	0	0.0	0	0.0	0	0.0	0	0.0	0	0.0	0	0.0	0	0.0	0	0.0	0	0.0	0	0.0
1103.	0	0.0	0	0.0	0	0.0	0	0.0	0	0.0	0	0.0	0	0.0	0	0.0	0	0.0	0	0.0
1198. Summary of remaining write-ins for Line 11 from overflow page.....	0	0.0	0	0.0	0	0.0	0	0.0	0	0.0	0	0.0	0	0.0	0	0.0	0	0.0	0	0.0
1199. Total (Lines 1101 through 1103 plus 1198) (Line 11 above).....	0	0.0	0	0.0	0	0.0	0	0.0	0	0.0	0	0.0	0	0.0	0	0.0	0	0.0	0	0.0

30

(a) Includes \$.....0 reported as 'Contract, membership and other fees retained by agents.'

SCHEDULE H - ACCIDENT AND HEALTH EXHIBIT (continued)

	1 Total	2 Group Accident and Health	3 Credit A&H (Group and Individual)	4 Collectively Renewable	Other Individual Contracts				
					5 Non-Cancelable	6 Guaranteed Renewable	7 Non-Renewable for Stated Reasons Only	8 Other Accident Only	9 All Other
PART 2 - RESERVES AND LIABILITIES									
A. Premium Reserves:									
1. Unearned premiums.....	1,669,111	.0	.0	.0	.0	.0	.0	.0	1,669,111
2. Advance premiums.....	.0	.0	.0	.0	.0	.0	.0	.0	.0
3. Reserve for rate credits.....	.0	.0	.0	.0	.0	.0	.0	.0	.0
4. Total premium reserves, current year.....	1,669,111	.0	.0	.0	.0	.0	.0	.0	1,669,111
5. Total premium reserves, prior year.....	1,454,556	.0	.0	.0	.0	.0	.0	.0	1,454,556
6. Increase in total premium reserves.....	214,555	.0	.0	.0	.0	.0	.0	.0	214,555
B. Contract Reserves:									
1. Additional reserves (a).....	.0	.0	.0	.0	.0	.0	.0	.0	.0
2. Reserve for future contingent benefits.....	.0	.0	.0	.0	.0	.0	.0	.0	.0
3. Total contract reserves, current year.....	.0	.0	.0	.0	.0	.0	.0	.0	.0
4. Total contract reserves, prior year.....	.0	.0	.0	.0	.0	.0	.0	.0	.0
5. Increase in contract reserves.....	.0	.0	.0	.0	.0	.0	.0	.0	.0
C. Claim Reserves and Liabilities:									
1. Total current year.....	2,405,536	.0	.0	.0	.0	.0	.0	.0	2,405,536
2. Total prior year.....	2,251,034	.0	.0	.0	.0	.0	.0	.0	2,251,034
3. Increase.....	154,502	.0	.0	.0	.0	.0	.0	.0	154,502

PART 3 - TEST OF PRIOR YEAR'S CLAIM RESERVES AND LIABILITIES

31

1. Claims Paid During the Year:									
1.1 On claims incurred prior to current year.....	2,033,456	.0	.0	.0	.0	.0	.0	.0	2,033,456
1.2 On claims incurred during current year.....	4,859,268	.0	.0	.0	.0	.0	.0	.0	4,859,268
2. Claim Reserves and Liabilities, December 31, current year:									
2.1 On claims incurred prior to current year.....	855,730	.0	.0	.0	.0	.0	.0	.0	855,730
2.2 On claims incurred during current year.....	1,549,806	.0	.0	.0	.0	.0	.0	.0	1,549,806
3. Test:									
3.1 Lines 1.1 and 2.1.....	2,889,186	.0	.0	.0	.0	.0	.0	.0	2,889,186
3.2 Claim reserves and liabilities, December 31, prior year.....	2,251,034	.0	.0	.0	.0	.0	.0	.0	2,251,034
3.3 Line 3.1 minus Line 3.2.....	638,152	.0	.0	.0	.0	.0	.0	.0	638,152

PART 4 - REINSURANCE

A. Reinsurance Assumed:									
1. Premiums written.....	.0	.0	.0	.0	.0	.0	.0	.0	.0
2. Premiums earned.....	.0	.0	.0	.0	.0	.0	.0	.0	.0
3. Incurred claims.....	.0	.0	.0	.0	.0	.0	.0	.0	.0
4. Commissions.....	.0	.0	.0	.0	.0	.0	.0	.0	.0
B. Reinsurance Ceded:									
1. Premiums written.....	.0	.0	.0	.0	.0	.0	.0	.0	.0
2. Premiums earned.....	.0	.0	.0	.0	.0	.0	.0	.0	.0
3. Incurred claims.....	.0	.0	.0	.0	.0	.0	.0	.0	.0
4. Commissions.....	.0	.0	.0	.0	.0	.0	.0	.0	.0

NONE

(a) Includes \$.....0 premium deficiency reserve.

SCHEDULE H - PART 5 - HEALTH CLAIMS

	1 Medical	2 Dental	3 Other	4 Total
A. Direct:				
1. Incurred claims.....	0	0	7,047,225	7,047,225
2. Beginning claim reserves and liabilities.....	0	0	2,251,034	2,251,034
3. Ending claim reserves and liabilities.....	0	0	2,405,536	2,405,536
4. Claims paid.....	0	0	6,892,723	6,892,723
B. Assumed Reinsurance:				
5. Incurred claims.....	0	0	0	0
6. Beginning claim reserves and liabilities.....	0	0	0	0
7. Ending claim reserves and liabilities.....	0	0	0	0
8. Claims paid.....	0	0	0	0
C. Ceded Reinsurance:				
9. Incurred claims.....	0	0	0	0
10. Beginning claim reserves and liabilities.....	0	0	0	0
11. Ending claim reserves and liabilities.....	0	0	0	0
12. Claims paid.....	0	0	0	0
D. Net:				
13. Incurred claims.....	0	0	7,047,225	7,047,225
14. Beginning claim reserves and liabilities.....	0	0	2,251,034	2,251,034
15. Ending claim reserves and liabilities.....	0	0	2,405,536	2,405,536
16. Claims paid.....	0	0	6,892,723	6,892,723
E. Net Incurred Claims and Cost Containment Expenses:				
17. Incurred claims and cost containment expenses.....	0	0	7,047,225	7,047,225
18. Beginning reserves and liabilities.....	0	0	2,251,034	2,251,034
19. Ending reserves and liabilities.....	0	0	2,405,536	2,405,536
20. Paid claims and cost containment expenses.....	0	0	6,892,723	6,892,723

SCHEDULE P - PART 1A - HOMEOWNERS/FARMOWNERS

(\$000 omitted)

Years in Which Premiums Were Earned and Losses Were Incurred	Premiums Earned			Loss and Loss Expense Payments						10 Salvage and Subrogation Received	11 Total Net Paid (Cols. 4 - 5 + 6 - 7 + 8 - 9)	12 Number of Claims Reported-Direct and Assumed
	1 Direct and Assumed	2 Ceded	3 Net (Cols. 1 - 2)	Loss Payments		Defense and Cost Containment Payments		Adjusting and Other Payments				
				4 Direct and Assumed	5 Ceded	6 Direct and Assumed	7 Ceded	8 Direct and Assumed	9 Ceded			
1. Prior.....	XXX.....	XXX.....	XXX.....	4,850	1,037	107	(817)	61	0	122	4,800	XXX.....
2. 2007.....	850,962	65,294	785,668	380,223	3,642	6,618	42	51,637	0	10,513	434,795	82,892
3. 2008.....	854,095	42,177	811,918	542,669	2,558	5,414	33	66,773	0	7,234	612,264	123,740
4. 2009.....	851,833	35,821	816,012	462,220	2,045	5,975	80	61,329	0	7,271	527,398	102,920
5. 2010.....	880,073	28,870	851,203	539,396	3,164	7,053	94	68,728	0	8,699	611,919	111,780
6. 2011.....	922,088	29,456	892,632	782,113	5,774	7,672	148	87,964	0	8,958	871,828	162,477
7. 2012.....	979,366	34,343	945,023	653,844	8,836	5,541	455	81,397	0	8,256	731,490	142,810
8. 2013.....	1,067,281	34,225	1,033,056	589,901	2,536	5,211	50	74,600	0	6,321	667,127	104,128
9. 2014.....	1,128,819	31,223	1,097,596	648,588	2,437	4,655	108	79,819	0	6,061	730,517	110,406
10. 2015.....	1,150,529	27,091	1,123,438	682,046	3,441	1,678	113	80,993	0	5,432	761,163	103,922
11. 2016.....	1,149,944	27,381	1,122,563	564,225	2,522	464	100	69,216	0	1,871	631,283	96,844
12. Totals.....	XXX.....	XXX.....	XXX.....	5,850,076	37,992	50,389	406	722,518	0	70,736	6,584,585	XXX.....

	Losses Unpaid				Defense and Cost Containment Unpaid				Adjusting and Other Unpaid		23 Salvage and Subrogation Anticipated	24 Total Net Losses and Expenses Unpaid	25 Number of Claims Outstanding-Direct and Assumed
	Case Basis		Bulk + IBNR		Case Basis		Bulk + IBNR		21 Direct and Assumed	22 Ceded			
	13 Direct and Assumed	14 Ceded	15 Direct and Assumed	16 Ceded	17 Direct and Assumed	18 Ceded	19 Direct and Assumed	20 Ceded					
1. Prior.....	1,123	70	88	35	118	0	5	0	320	0	0	1,549	47
2. 2007.....	106	0	46	0	6	0	1	0	31	0	0	190	6
3. 2008.....	270	94	107	(0)	17	0	3	0	80	0	0	383	8
4. 2009.....	509	0	47	(0)	42	0	3	0	169	0	0	770	13
5. 2010.....	597	0	1,347	7	46	0	47	0	434	0	3	2,465	24
6. 2011.....	2,275	12	1,472	6	159	0	48	0	918	0	152	4,855	50
7. 2012.....	2,372	1,780	4,892	13	192	105	179	0	1,497	0	330	7,234	62
8. 2013.....	3,335	0	4,378	7	251	0	158	0	1,750	0	589	9,865	131
9. 2014.....	8,249	192	7,270	15	583	0	240	0	3,262	0	819	19,398	235
10. 2015.....	14,498	116	15,592	31	860	0	528	0	6,208	0	835	37,538	623
11. 2016.....	77,470	1,697	51,340	110	2,348	0	1,674	0	23,965	0	4,706	154,991	5,603
12. Totals.....	110,804	3,961	86,579	222	4,622	105	2,886	0	38,635	0	7,434	239,238	6,802

	Total Losses and Loss Expenses Incurred			Loss and Loss Expense Percentage (Incurred/Premiums Earned)			Nontabular Discount		34 Inter-Company Pooling Participation Percentage	Net Balance Sheet Reserves after Discount	
	26 Direct and Assumed	27 Ceded	28 Net	29 Direct and Assumed	30 Ceded	31 Net	32 Loss	33 Loss Expense		35 Losses Unpaid	36 Loss Expenses Unpaid
1. Prior.....	XXX.....	XXX.....	XXX.....	XXX.....	XXX.....	XXX.....	0	0	XXX.....	1,106	443
2. 2007.....	438,669	3,683	434,985	51.5	5.6	55.4	0	0	0.00	152	38
3. 2008.....	615,332	2,685	612,647	72.0	6.4	75.5	0	0	0.00	283	100
4. 2009.....	530,293	2,125	528,169	62.3	5.9	64.7	0	0	0.00	556	214
5. 2010.....	617,649	3,265	614,385	70.2	11.3	72.2	0	0	0.00	1,937	528
6. 2011.....	882,622	5,939	876,683	95.7	20.2	98.2	0	0	0.00	3,730	1,125
7. 2012.....	749,914	11,190	738,724	76.6	32.6	78.2	0	0	0.00	5,471	1,763
8. 2013.....	679,584	2,593	676,991	63.7	7.6	65.5	0	0	0.00	7,706	2,159
9. 2014.....	752,667	2,752	749,915	66.7	8.8	68.3	0	0	0.00	15,312	4,086
10. 2015.....	802,402	3,701	798,701	69.7	13.7	71.1	0	0	0.00	29,943	7,595
11. 2016.....	790,703	4,429	786,274	68.8	16.2	70.0	0	0	0.00	127,003	27,987
12. Totals.....	XXX.....	XXX.....	XXX.....	XXX.....	XXX.....	XXX.....	0	0	XXX.....	193,200	46,038

SCHEDULE P - PART 1B - PRIVATE PASSENGER AUTO LIABILITY/MEDICAL

(\$000 omitted)

Years in Which Premiums Were Earned and Losses Were Incurred	Premiums Earned			Loss and Loss Expense Payments						10 Salvage and Subrogation Received	11 Total Net Paid (Cols. 4 - 5 + 6 - 7 + 8 - 9)	12 Number of Claims Reported-Direct and Assumed
	1 Direct and Assumed	2 Ceded	3 Net (Cols. 1 - 2)	Loss Payments		Defense and Cost Containment Payments		Adjusting and Other Payments				
				4 Direct and Assumed	5 Ceded	6 Direct and Assumed	7 Ceded	8 Direct and Assumed	9 Ceded			
1. Prior.....	XXX.....	XXX.....	XXX.....	3,899	1,445	154	0	825	0	78	3,433	XXX.....
2. 2007.....	1,250,220	28,783	1,221,437	732,702	18,564	35,359	757	135,786	179	29,352	884,347	208,490
3. 2008.....	1,228,867	26,152	1,202,715	730,578	17,073	34,562	657	123,155	161	26,757	870,404	199,914
4. 2009.....	1,187,339	21,690	1,165,649	773,574	28,263	37,120	400	123,924	51	27,684	905,904	197,305
5. 2010.....	1,171,686	19,809	1,151,876	757,656	14,386	32,864	248	123,791	0	29,004	899,676	197,180
6. 2011.....	1,203,305	19,713	1,183,592	768,568	10,415	33,362	230	126,230	0	26,306	917,514	197,765
7. 2012.....	1,223,300	20,590	1,202,710	768,329	12,812	30,667	183	126,577	0	24,906	912,577	192,385
8. 2013.....	1,269,366	21,308	1,248,058	768,252	15,444	26,277	132	128,694	0	24,608	907,646	197,768
9. 2014.....	1,311,103	25,845	1,285,258	743,212	13,745	19,889	129	125,280	0	22,546	874,507	201,067
10. 2015.....	1,320,400	27,005	1,293,395	674,650	15,520	11,093	72	122,932	0	19,778	793,083	204,824
11. 2016.....	1,333,026	25,250	1,307,775	396,851	10,102	3,521	31	88,630	0	8,525	478,869	191,319
12. Totals.....	XXX.....	XXX.....	XXX.....	7,118,269	157,769	264,866	2,839	1,225,824	390	239,543	8,447,960	XXX.....

	Losses Unpaid				Defense and Cost Containment Unpaid				Adjusting and Other Unpaid		23 Salvage and Subrogation Anticipated	24 Total Net Losses and Expenses Unpaid	25 Number of Claims Outstanding-Direct and Assumed
	Case Basis		Bulk + IBNR		Case Basis		Bulk + IBNR		21 Direct and Assumed	22 Ceded			
	13 Direct and Assumed	14 Ceded	15 Direct and Assumed	16 Ceded	17 Direct and Assumed	18 Ceded	19 Direct and Assumed	20 Ceded					
1. Prior.....	30,955	31,694	13,137	71	7,434	0	3,277	0	7,076	0	0	30,113	1,731
2. 2007.....	1,541	1,596	508	0	309	0	128	0	301	0	0	1,191	115
3. 2008.....	2,041	880	600	(0)	339	0	130	0	331	0	13	2,561	106
4. 2009.....	5,937	8,437	2,420	2	1,351	0	607	0	1,316	0	45	3,192	149
5. 2010.....	5,247	1,814	2,543	12	652	0	413	0	924	0	107	7,953	261
6. 2011.....	10,927	648	3,290	28	1,225	0	498	0	1,413	0	286	16,677	389
7. 2012.....	19,687	1,757	5,425	24	2,143	0	818	0	2,399	0	513	28,692	627
8. 2013.....	53,852	10,236	10,275	16	5,876	0	1,562	0	5,907	0	1,168	67,219	1,478
9. 2014.....	95,820	2,339	19,610	106	9,155	0	2,362	0	9,751	0	2,812	134,254	3,248
10. 2015.....	198,905	5,927	53,026	307	18,635	0	6,391	0	22,445	0	6,130	293,169	8,079
11. 2016.....	404,750	11,605	131,054	638	35,352	0	12,601	0	58,820	0	18,773	630,334	41,392
12. Totals.....	829,662	76,935	241,890	1,204	82,471	0	28,787	0	110,683	0	29,848	1,215,354	57,575

	Total Losses and Loss Expenses Incurred			Loss and Loss Expense Percentage (Incurred/Premiums Earned)			Nontabular Discount		34 Inter-Company Pooling Participation Percentage	Net Balance Sheet Reserves after Discount	
	26 Direct and Assumed	27 Ceded	28 Net	29 Direct and Assumed	30 Ceded	31 Net	32 Loss	33 Loss Expense		35 Losses Unpaid	36 Loss Expenses Unpaid
1. Prior.....	XXX.....	XXX.....	XXX.....	XXX.....	XXX.....	XXX.....	0	0	XXX.....	12,327	17,786
2. 2007.....	906,633	21,096	885,537	72.5	73.3	72.5	0	0	0.00	453	738
3. 2008.....	891,735	18,771	872,964	72.6	71.8	72.6	0	0	0.00	1,761	800
4. 2009.....	946,249	37,153	909,096	79.7	171.3	78.0	0	0	0.00	(82)	3,274
5. 2010.....	924,090	16,461	907,629	78.9	83.1	78.8	0	0	0.00	5,964	1,989
6. 2011.....	945,513	11,322	934,191	78.6	57.4	78.9	0	0	0.00	13,541	3,136
7. 2012.....	956,046	14,776	941,269	78.2	71.8	78.3	0	0	0.00	23,331	5,361
8. 2013.....	1,000,694	25,828	974,866	78.8	121.2	78.1	0	0	0.00	53,875	13,345
9. 2014.....	1,025,079	16,319	1,008,761	78.2	63.1	78.5	0	0	0.00	112,985	21,268
10. 2015.....	1,108,078	21,826	1,086,252	83.9	80.8	84.0	0	0	0.00	245,698	47,471
11. 2016.....	1,131,578	22,375	1,109,202	84.9	88.6	84.8	0	0	0.00	523,561	106,773
12. Totals.....	XXX.....	XXX.....	XXX.....	XXX.....	XXX.....	XXX.....	0	0	XXX.....	993,414	221,940

SCHEDULE P - PART 1C - COMMERCIAL AUTO/TRUCK LIABILITY/MEDICAL

(\$000 omitted)

Years in Which Premiums Were Earned and Losses Were Incurred	Premiums Earned			Loss and Loss Expense Payments						10 Salvage and Subrogation Received	11 Total Net Paid (Cols. 4 - 5 + 6 - 7 + 8 - 9)	12 Number of Claims Reported-Direct and Assumed
	1 Direct and Assumed	2 Ceded	3 Net (Cols. 1 - 2)	Loss Payments		Defense and Cost Containment Payments		Adjusting and Other Payments				
				4 Direct and Assumed	5 Ceded	6 Direct and Assumed	7 Ceded	8 Direct and Assumed	9 Ceded			
1. Prior.....	XXX	XXX	XXX	0	0	0	0	0	0	0	0	XXX
2. 2007.....	0	0	0	0	0	0	0	0	0	0	0	0
3. 2008.....	0	0	0	0	0	0	0	0	0	0	0	0
4. 2009.....	0	0	0	0	0	0	0	0	0	0	0	0
5. 2010.....	0	0	0	0	0	0	0	0	0	0	0	0
6. 2011.....	0	0	0	0	0	0	0	0	0	0	0	0
7. 2012.....	0	0	0	0	0	0	0	0	0	0	0	0
8. 2013.....	0	0	0	0	0	0	0	0	0	0	0	0
9. 2014.....	0	0	0	0	0	0	0	0	0	0	0	0
10. 2015.....	0	0	0	0	0	0	0	1	0	0	1	0
11. 2016.....	299	0	299	15	0	0	0	11	0	0	27	6
12. Totals.....	XXX	XXX	XXX	15	0	0	0	12	0	0	27	XXX

	Losses Unpaid				Defense and Cost Containment Unpaid				Adjusting and Other Unpaid		23 Salvage and Subrogation Anticipated	24 Total Net Losses and Expenses Unpaid	25 Number of Claims Outstanding-Direct and Assumed
	Case Basis		Bulk + IBNR		Case Basis		Bulk + IBNR		21 Direct and Assumed	22 Ceded			
	13 Direct and Assumed	14 Ceded	15 Direct and Assumed	16 Ceded	17 Direct and Assumed	18 Ceded	19 Direct and Assumed	20 Ceded					
1. Prior.....	0	0	0	0	0	0	0	0	0	0	0	0	0
2. 2007.....	0	0	0	0	0	0	0	0	0	0	0	0	0
3. 2008.....	0	0	0	0	0	0	0	0	0	0	0	0	0
4. 2009.....	0	0	0	0	0	0	0	0	0	0	0	0	0
5. 2010.....	0	0	0	0	0	0	0	0	0	0	0	0	0
6. 2011.....	0	0	0	0	0	0	0	0	0	0	0	0	0
7. 2012.....	0	0	0	0	0	0	0	0	0	0	0	0	0
8. 2013.....	0	0	0	0	0	0	0	0	0	0	0	0	0
9. 2014.....	0	0	0	0	0	0	0	0	0	0	0	0	0
10. 2015.....	0	0	0	0	0	0	0	0	0	0	0	0	0
11. 2016.....	5	0	141	0	0	0	9	19	0	0	0	175	2
12. Totals.....	5	0	142	0	0	0	9	19	0	0	0	175	2

	Total Losses and Loss Expenses Incurred			Loss and Loss Expense Percentage (Incurred/Premiums Earned)			Nontabular Discount		34 Inter-Company Pooling Participation Percentage	Net Balance Sheet Reserves after Discount	
	26 Direct and Assumed	27 Ceded	28 Net	29 Direct and Assumed	30 Ceded	31 Net	32 Loss	33 Loss Expense		35 Losses Unpaid	36 Loss Expenses Unpaid
1. Prior.....	XXX	XXX	XXX	XXX	XXX	XXX	0	0	XXX	0	0
2. 2007.....	0	0	0	0.0	0.0	0.0	0	0	0.00	0	0
3. 2008.....	0	0	0	0.0	0.0	0.0	0	0	0.00	0	0
4. 2009.....	0	0	0	0.0	0.0	0.0	0	0	0.00	0	0
5. 2010.....	0	0	0	0.0	0.0	0.0	0	0	0.00	0	0
6. 2011.....	0	0	0	0.0	0.0	0.0	0	0	0.00	0	0
7. 2012.....	0	0	0	0.0	0.0	0.0	0	0	0.00	0	0
8. 2013.....	0	0	0	0.0	0.0	0.0	0	0	0.00	0	0
9. 2014.....	0	0	0	0.0	0.0	0.0	0	0	0.00	0	0
10. 2015.....	1	0	1	405.8	0.0	405.8	0	0	0.00	0	0
11. 2016.....	201	0	201	67.3	0.0	67.3	0	0	0.00	146	28
12. Totals.....	XXX	XXX	XXX	XXX	XXX	XXX	0	0	XXX	147	28

**SCHEDULE P - PART 1D - WORKERS' COMPENSATION
(EXCLUDING EXCESS WORKERS' COMPENSATION)**

(\$000 omitted)

Years in Which Premiums Were Earned and Losses Were Incurred	Premiums Earned			Loss and Loss Expense Payments							12 Number of Claims Reported- Direct and Assumed	
	1 Direct and Assumed	2 Ceded	3 Net (Cols. 1 - 2)	Loss Payments		Defense and Cost Containment Payments		Adjusting and Other Payments		10 Salvage and Subrogation Received		11 Total Net Paid (Cols. 4 - 5 + 6 - 7 + 8 - 9)
				4 Direct and Assumed	5 Ceded	6 Direct and Assumed	7 Ceded	8 Direct and Assumed	9 Ceded			
1. Prior.....	XXX	XXX	XXX	0	0	0	0	0	0	0	0	XXX
2. 2007.....	80	0	80	0	0	0	0	1	0	0	1	0
3. 2008.....	84	0	83	0	0	28	0	1	0	0	29	2
4. 2009.....	84	0	84	0	0	0	0	0	0	0	0	0
5. 2010.....	84	0	84	10	0	47	0	11	0	0	68	5
6. 2011.....	87	0	87	0	0	0	0	11	0	0	11	2
7. 2012.....	90	0	90	0	0	0	0	0	0	0	0	0
8. 2013.....	95	0	95	0	0	1	0	9	0	0	10	3
9. 2014.....	100	0	100	0	0	0	0	4	0	0	4	1
10. 2015.....	55	0	55	0	0	0	0	0	0	0	0	0
11. 2016.....	0	0	0	0	0	0	0	0	0	0	0	0
12. Totals....	XXX	XXX	XXX	10	0	76	0	38	0	0	124	XXX

	Losses Unpaid				Defense and Cost Containment Unpaid				Adjusting and Other Unpaid		23 Salvage and Subrogation Anticipated	24 Total Net Losses and Expenses Unpaid	25 Number of Claims Outstanding- Direct and Assumed
	Case Basis		Bulk + IBNR		Case Basis		Bulk + IBNR		21 Direct and Assumed	22 Ceded			
	13 Direct and Assumed	14 Ceded	15 Direct and Assumed	16 Ceded	17 Direct and Assumed	18 Ceded	19 Direct and Assumed	20 Ceded					
1. Prior.....	0	0	0	0	0	0	0	0	0	0	0	0	0
2. 2007.....	0	0	0	0	0	0	0	0	0	0	0	0	0
3. 2008.....	0	0	0	0	0	0	0	0	0	0	0	0	0
4. 2009.....	0	0	0	0	0	0	0	0	0	0	0	0	0
5. 2010.....	0	0	0	0	0	0	0	0	0	0	0	0	0
6. 2011.....	0	0	0	0	0	0	0	0	0	0	0	0	1
7. 2012.....	0	0	0	0	0	0	0	0	0	0	0	0	0
8. 2013.....	0	0	0	0	0	0	0	0	0	0	0	0	0
9. 2014.....	0	0	0	0	0	0	0	0	0	0	0	0	1
10. 2015.....	0	0	0	0	0	0	0	0	0	0	0	0	0
11. 2016.....	0	0	0	0	0	0	0	0	0	0	0	0	0
12. Totals....	0	0	0	0	0	0	0	0	1	0	0	1	2

	Total Losses and Loss Expenses Incurred			Loss and Loss Expense Percentage (Incurred/Premiums Earned)			Nontabular Discount		34 Inter- Company Pooling Participation Percentage	Net Balance Sheet Reserves after Discount	
	26 Direct and Assumed	27 Ceded	28 Net	29 Direct and Assumed	30 Ceded	31 Net	32 Loss	33 Loss Expense		35 Losses Unpaid	36 Loss Expenses Unpaid
1. Prior.....	XXX	XXX	XXX	XXX	XXX	XXX	0	0	XXX	0	0
2. 2007.....	1	0	1	1.6	0.0	1.6	0	0	0.00	0	0
3. 2008.....	29	0	29	34.3	0.0	34.4	0	0	0.00	0	0
4. 2009.....	0	0	0	0.0	0.0	0.0	0	0	0.00	0	0
5. 2010.....	68	0	68	80.8	0.0	80.9	0	0	0.00	0	0
6. 2011.....	11	0	11	13.1	0.0	13.1	0	0	0.00	0	0
7. 2012.....	0	0	0	0.3	0.0	0.3	0	0	0.00	0	0
8. 2013.....	10	0	10	10.9	0.0	10.9	0	0	0.00	0	0
9. 2014.....	4	0	4	3.9	0.0	3.9	0	0	0.00	0	0
10. 2015.....	0	0	0	0.7	0.0	0.7	0	0	0.00	0	0
11. 2016.....	0	0	0	0.0	0.0	0.0	0	0	0.00	0	0
12. Totals....	XXX	XXX	XXX	XXX	XXX	XXX	0	0	XXX	0	1

SCHEDULE P - PART 1E - COMMERCIAL MULTIPLE PERIL

(\$000 omitted)

Years in Which Premiums Were Earned and Losses Were Incurred	Premiums Earned			Loss and Loss Expense Payments						10 Salvage and Subrogation Received	11 Total Net Paid (Cols. 4 - 5 + 6 - 7 + 8 - 9)	12 Number of Claims Reported-Direct and Assumed
	1 Direct and Assumed	2 Ceded	3 Net (Cols. 1 - 2)	Loss Payments		Defense and Cost Containment Payments		Adjusting and Other Payments				
				4 Direct and Assumed	5 Ceded	6 Direct and Assumed	7 Ceded	8 Direct and Assumed	9 Ceded			
1. Prior.....	XXX	XXX	XXX	0	0	0	0	0	0	0	0	XXX
2. 2007.....	0	0	0	0	0	0	0	0	0	0	0	0
3. 2008.....	0	0	0	0	0	0	0	0	0	0	0	0
4. 2009.....	0	0	0	0	0	0	0	0	0	0	0	0
5. 2010.....	0	0	0	0	0	0	0	0	0	0	0	0
6. 2011.....	0	0	0	0	0	0	0	0	0	0	0	0
7. 2012.....	0	0	0	0	0	0	0	0	0	0	0	0
8. 2013.....	0	0	0	0	0	0	0	0	0	0	0	0
9. 2014.....	4	0	4	0	0	0	0	69	0	0	69	0
10. 2015.....	798	8	790	665	0	0	0	102	0	0	767	23
11. 2016.....	5,084	52	5,032	868	0	6	0	203	0	3	1,076	158
12. Totals.....	XXX	XXX	XXX	1,533	0	6	0	373	0	3	1,912	XXX

	Losses Unpaid				Defense and Cost Containment Unpaid				Adjusting and Other Unpaid		23 Salvage and Subrogation Anticipated	24 Total Net Losses and Expenses Unpaid	25 Number of Claims Outstanding-Direct and Assumed
	Case Basis		Bulk + IBNR		Case Basis		Bulk + IBNR		21 Direct and Assumed	22 Ceded			
	13 Direct and Assumed	14 Ceded	15 Direct and Assumed	16 Ceded	17 Direct and Assumed	18 Ceded	19 Direct and Assumed	20 Ceded					
1. Prior.....	0	0	0	0	0	0	0	0	0	0	0	0	0
2. 2007.....	0	0	0	0	0	0	0	0	0	0	0	0	0
3. 2008.....	0	0	0	0	0	0	0	0	0	0	0	0	0
4. 2009.....	0	0	0	0	0	0	0	0	0	0	0	0	0
5. 2010.....	0	0	0	0	0	0	0	0	0	0	0	0	0
6. 2011.....	0	0	0	0	0	0	0	0	0	0	0	0	0
7. 2012.....	0	0	0	0	0	0	0	0	0	0	0	0	0
8. 2013.....	0	0	0	0	0	0	0	0	0	0	0	0	0
9. 2014.....	0	0	2	0	0	0	0	0	0	0	0	3	0
10. 2015.....	0	0	(104)	0	0	0	39	0	47	0	410	(18)	4
11. 2016.....	483	0	1,895	0	0	0	173	0	336	0	0	2,887	58
12. Totals.....	483	0	1,793	0	0	0	213	0	383	0	410	2,872	62

	Total Losses and Loss Expenses Incurred			Loss and Loss Expense Percentage (Incurred/Premiums Earned)			Nontabular Discount		34 Inter-Company Pooling Participation Percentage	Net Balance Sheet Reserves after Discount	
	26 Direct and Assumed	27 Ceded	28 Net	29 Direct and Assumed	30 Ceded	31 Net	32 Loss	33 Loss Expense		35 Losses Unpaid	36 Loss Expenses Unpaid
1. Prior.....	XXX	XXX	XXX	XXX	XXX	XXX	0	0	XXX	0	0
2. 2007.....	0	0	0	0.0	0.0	0.0	0	0	0.00	0	0
3. 2008.....	0	0	0	0.0	0.0	0.0	0	0	0.00	0	0
4. 2009.....	0	0	0	0.0	0.0	0.0	0	0	0.00	0	0
5. 2010.....	0	0	0	0.0	0.0	0.0	0	0	0.00	0	0
6. 2011.....	0	0	0	0.0	0.0	0.0	0	0	0.00	0	0
7. 2012.....	0	0	0	0.0	0.0	0.0	0	0	0.00	0	0
8. 2013.....	0	0	0	0.0	0.0	0.0	0	0	0.00	0	0
9. 2014.....	72	0	72	1,970.1	0.0	2,013.3	0	0	0.00	2	0
10. 2015.....	749	0	749	93.9	0.0	94.8	0	0	0.00	(104)	86
11. 2016.....	3,963	0	3,963	78.0	0.0	78.8	0	0	0.00	2,378	509
12. Totals.....	XXX	XXX	XXX	XXX	XXX	XXX	0	0	XXX	2,276	596

Sch. P - Pt. 1F - Sn. 1
NONE

Sch. P - Pt. 1F - Sn. 2
NONE

Sch. P - Pt. 1G
NONE

SCHEDULE P - PART 1H - SECTION 1 - OTHER LIABILITY - OCCURRENCE

(\$000 omitted)

Years in Which Premiums Were Earned and Losses Were Incurred	Premiums Earned			Loss and Loss Expense Payments						10 Salvage and Subrogation Received	11 Total Net Paid (Cols. 4 - 5 + 6 - 7 + 8 - 9)	12 Number of Claims Reported-Direct and Assumed
	1 Direct and Assumed	2 Ceded	3 Net (Cols. 1 - 2)	Loss Payments		Defense and Cost Containment Payments		Adjusting and Other Payments				
				4 Direct and Assumed	5 Ceded	6 Direct and Assumed	7 Ceded	8 Direct and Assumed	9 Ceded			
1. Prior.....	XXX.....	XXX.....	XXX.....	183.....	0.....	29.....	0.....	7.....	0.....	0.....	219.....	XXX.....
2. 2007.....	32,967.....	162.....	32,805.....	17,188.....	(0).....	122.....	0.....	1,763.....	0.....	0.....	19,073.....	90.....
3. 2008.....	34,484.....	188.....	34,296.....	27,057.....	0.....	42.....	0.....	2,201.....	0.....	0.....	29,300.....	114.....
4. 2009.....	36,055.....	204.....	35,851.....	17,831.....	2,168.....	286.....	0.....	2,399.....	0.....	2.....	18,348.....	132.....
5. 2010.....	38,103.....	209.....	37,893.....	27,090.....	161.....	222.....	0.....	2,842.....	0.....	0.....	29,992.....	132.....
6. 2011.....	39,999.....	2,136.....	37,864.....	19,507.....	51.....	85.....	0.....	2,078.....	0.....	0.....	21,619.....	124.....
7. 2012.....	41,634.....	2,263.....	39,371.....	16,262.....	370.....	32.....	0.....	2,073.....	0.....	0.....	17,997.....	122.....
8. 2013.....	45,800.....	1,947.....	43,853.....	17,122.....	0.....	145.....	0.....	3,427.....	0.....	0.....	20,694.....	196.....
9. 2014.....	47,495.....	1,175.....	46,319.....	16,262.....	0.....	122.....	0.....	1,574.....	0.....	0.....	17,959.....	128.....
10. 2015.....	47,654.....	1,102.....	46,553.....	11,534.....	0.....	30.....	0.....	829.....	0.....	0.....	12,394.....	80.....
11. 2016.....	47,331.....	1,057.....	46,274.....	1,250.....	0.....	6.....	0.....	310.....	0.....	0.....	1,566.....	49.....
12. Totals.....	XXX.....	XXX.....	XXX.....	171,287.....	2,750.....	1,122.....	0.....	19,503.....	0.....	2.....	189,162.....	XXX.....

	Losses Unpaid				Defense and Cost Containment Unpaid				Adjusting and Other Unpaid		23 Salvage and Subrogation Anticipated	24 Total Net Losses and Expenses Unpaid	25 Number of Claims Outstanding-Direct and Assumed
	Case Basis		Bulk + IBNR		Case Basis		Bulk + IBNR		21 Direct and Assumed	22 Ceded			
	13 Direct and Assumed	14 Ceded	15 Direct and Assumed	16 Ceded	17 Direct and Assumed	18 Ceded	19 Direct and Assumed	20 Ceded					
1. Prior.....	0.....	0.....	0.....	13.....	0.....	0.....	0.....	0.....	0.....	0.....	0.....	(12).....	0.....
2. 2007.....	0.....	0.....	0.....	0.....	0.....	0.....	0.....	0.....	0.....	0.....	0.....	0.....	0.....
3. 2008.....	0.....	0.....	0.....	(0).....	0.....	0.....	0.....	0.....	0.....	0.....	0.....	0.....	0.....
4. 2009.....	0.....	0.....	0.....	(0).....	0.....	0.....	0.....	0.....	0.....	0.....	0.....	1.....	0.....
5. 2010.....	372.....	0.....	0.....	3.....	2.....	0.....	0.....	0.....	18.....	0.....	0.....	388.....	1.....
6. 2011.....	3,001.....	0.....	0.....	3.....	18.....	0.....	0.....	0.....	138.....	0.....	0.....	3,155.....	7.....
7. 2012.....	3,508.....	40.....	0.....	6.....	22.....	0.....	0.....	0.....	162.....	0.....	0.....	3,646.....	10.....
8. 2013.....	4,084.....	0.....	1,162.....	3.....	25.....	0.....	7.....	0.....	311.....	0.....	0.....	5,585.....	30.....
9. 2014.....	4,583.....	0.....	3,508.....	7.....	28.....	0.....	21.....	0.....	538.....	0.....	0.....	8,671.....	38.....
10. 2015.....	8,076.....	70.....	7,272.....	16.....	50.....	0.....	44.....	0.....	1,028.....	0.....	0.....	16,385.....	44.....
11. 2016.....	8,827.....	260.....	17,965.....	56.....	54.....	0.....	110.....	0.....	2,152.....	0.....	0.....	28,793.....	41.....
12. Totals.....	32,450.....	370.....	29,908.....	107.....	199.....	0.....	183.....	0.....	4,348.....	0.....	0.....	66,611.....	171.....

	Total Losses and Loss Expenses Incurred			Loss and Loss Expense Percentage (Incurred/Premiums Earned)			Nontabular Discount		34 Inter-Company Pooling Participation Percentage	Net Balance Sheet Reserves after Discount	
	26 Direct and Assumed	27 Ceded	28 Net	29 Direct and Assumed	30 Ceded	31 Net	32 Loss	33 Loss Expense		35 Losses Unpaid	36 Loss Expenses Unpaid
1. Prior.....	XXX.....	XXX.....	XXX.....	XXX.....	XXX.....	XXX.....	0.....	0.....	XXX.....	(13).....	0.....
2. 2007.....	19,073.....	(0).....	19,073.....	57.9.....	(0.0).....	58.1.....	0.....	0.....	0.00.....	0.....	0.....
3. 2008.....	29,300.....	(0).....	29,300.....	85.0.....	(0.0).....	85.4.....	0.....	0.....	0.00.....	0.....	0.....
4. 2009.....	20,517.....	2,168.....	18,349.....	56.9.....	1,061.7.....	51.2.....	0.....	0.....	0.00.....	0.....	0.....
5. 2010.....	30,545.....	164.....	30,381.....	80.2.....	78.6.....	80.2.....	0.....	0.....	0.00.....	368.....	20.....
6. 2011.....	24,828.....	54.....	24,774.....	62.1.....	2.5.....	65.4.....	0.....	0.....	0.00.....	2,998.....	156.....
7. 2012.....	22,059.....	416.....	21,643.....	53.0.....	18.4.....	55.0.....	0.....	0.....	0.00.....	3,462.....	184.....
8. 2013.....	26,283.....	3.....	26,279.....	57.4.....	0.2.....	59.9.....	0.....	0.....	0.00.....	5,242.....	343.....
9. 2014.....	26,637.....	7.....	26,629.....	56.1.....	0.6.....	57.5.....	0.....	0.....	0.00.....	8,083.....	588.....
10. 2015.....	28,865.....	86.....	28,779.....	60.6.....	7.8.....	61.8.....	0.....	0.....	0.00.....	15,262.....	1,123.....
11. 2016.....	30,675.....	316.....	30,359.....	64.8.....	29.9.....	65.6.....	0.....	0.....	0.00.....	26,477.....	2,316.....
12. Totals.....	XXX.....	XXX.....	XXX.....	XXX.....	XXX.....	XXX.....	0.....	0.....	XXX.....	61,880.....	4,730.....

SCHEDULE P - PART 1H - SECTION 2 - OTHER LIABILITY - CLAIMS-MADE

(\$000 omitted)

Years in Which Premiums Were Earned and Losses Were Incurred	Premiums Earned			Loss and Loss Expense Payments						10 Salvage and Subrogation Received	11 Total Net Paid (Cols. 4 - 5 + 6 - 7 + 8 - 9)	12 Number of Claims Reported-Direct and Assumed
	1 Direct and Assumed	2 Ceded	3 Net (Cols. 1 - 2)	Loss Payments		Defense and Cost Containment Payments		Adjusting and Other Payments				
				4 Direct and Assumed	5 Ceded	6 Direct and Assumed	7 Ceded	8 Direct and Assumed	9 Ceded			
1. Prior.....	XXX	XXX	XXX	0	0	0	0	0	0	0	0	XXX
2. 2007.....	0	0	0	0	0	0	0	0	0	0	0	0
3. 2008.....	0	0	0	0	0	0	0	0	0	0	0	0
4. 2009.....	0	0	0	0	0	0	0	0	0	0	0	0
5. 2010.....	0	0	0	0	0	0	0	0	0	0	0	0
6. 2011.....	0	0	0	0	0	0	0	0	0	0	0	0
7. 2012.....	0	0	0	0	0	0	0	0	0	0	0	0
8. 2013.....	0	0	0	0	0	0	0	0	0	0	0	0
9. 2014.....	0	0	0	0	0	0	0	0	0	0	0	0
10. 2015.....	0	0	0	0	0	0	0	0	0	0	0	0
11. 2016.....	0	0	0	0	0	0	0	0	0	0	0	0
12. Totals.....	XXX	XXX	XXX	0	0	0	0	0	0	0	0	XXX

	Losses Unpaid				Defense and Cost Containment Unpaid				Adjusting and Other Unpaid		23 Salvage and Subrogation Anticipated	24 Total Net Losses and Expenses Unpaid	25 Number of Claims Outstanding-Direct and Assumed
	Case Basis		Bulk + IBNR		Case Basis		Bulk + IBNR		21 Direct and Assumed	22 Ceded			
	13 Direct and Assumed	14 Ceded	15 Direct and Assumed	16 Ceded	17 Direct and Assumed	18 Ceded	19 Direct and Assumed	20 Ceded					
1. Prior.....	0	0	0	0	0	0	0	0	0	0	0	0	0
2. 2007.....	0	0	0	0	0	0	0	0	0	0	0	0	0
3. 2008.....	0	0	0	0	0	0	0	0	0	0	0	0	0
4. 2009.....	0	0	0	0	0	0	0	0	0	0	0	0	0
5. 2010.....	0	0	0	0	0	0	0	0	0	0	0	0	0
6. 2011.....	0	0	0	0	0	0	0	0	0	0	0	0	0
7. 2012.....	0	0	0	0	0	0	0	0	0	0	0	0	0
8. 2013.....	0	0	0	0	0	0	0	0	0	0	0	0	0
9. 2014.....	0	0	0	0	0	0	0	0	0	0	0	0	0
10. 2015.....	0	0	0	0	0	0	0	0	0	0	0	0	0
11. 2016.....	0	0	0	0	0	0	0	0	0	0	0	0	0
12. Totals.....	0	0	0	0	0	0	0	0	0	0	0	0	0

NONE

	Total Losses and Loss Expenses Incurred			Loss and Loss Expense Percentage (Incurred/Premiums Earned)			Nontabular Discount		34 Inter-Company Pooling Participation Percentage	Net Balance Sheet Reserves after Discount	
	26 Direct and Assumed	27 Ceded	28 Net	29 Direct and Assumed	30 Ceded	31 Net	32 Loss	33 Loss Expense		35 Losses Unpaid	36 Loss Expenses Unpaid
1. Prior.....	XXX	XXX	XXX	XXX	XXX	XXX	0	0	XXX	0	0
2. 2007.....	0	0	0	0.0	0.0	0.0	0	0	0.00	0	0
3. 2008.....	0	0	0	0.0	0.0	0.0	0	0	0.00	0	0
4. 2009.....	0	0	0	0.0	0.0	0.0	0	0	0.00	0	0
5. 2010.....	0	0	0	0.0	0.0	0.0	0	0	0.00	0	0
6. 2011.....	0	0	0	0.0	0.0	0.0	0	0	0.00	0	0
7. 2012.....	0	0	0	0.0	0.0	0.0	0	0	0.00	0	0
8. 2013.....	0	0	0	0.0	0.0	0.0	0	0	0.00	0	0
9. 2014.....	0	0	0	0.0	0.0	0.0	0	0	0.00	0	0
10. 2015.....	0	0	0	0.0	0.0	0.0	0	0	0.00	0	0
11. 2016.....	0	0	0	0.0	0.0	0.0	0	0	0.00	0	0
12. Totals.....	XXX	XXX	XXX	XXX	XXX	XXX	0	0	XXX	0	0

**SCHEDULE P - PART 11 - SPECIAL PROPERTY (FIRE, ALLIED LINES, INLAND MARINE,
EARTHQUAKE, BURGLARY AND THEFT)**
(\$000 omitted)

Years in Which Premiums Were Earned and Losses Were Incurred	Premiums Earned			Loss and Loss Expense Payments						12 Number of Claims Reported- Direct and Assumed		
	1 Direct and Assumed	2 Ceded	3 Net (Cols. 1 - 2)	Loss Payments		Defense and Cost Containment Payments		Adjusting and Other Payments			10 Salvage and Subrogation Received	11 Total Net Paid (Cols. 4 - 5 + 6 - 7 + 8 - 9)
				4 Direct and Assumed	5 Ceded	6 Direct and Assumed	7 Ceded	8 Direct and Assumed	9 Ceded			
1. Prior.....XXX.....XXX.....XXX.....2,8242,2554689621434251,121XXX.....
2. 2015.....63,54714,13449,41216,9613,1717651721,3404612715,677XXX.....
3. 2016.....62,94613,90249,04414,9374,4274591771,095639711,824XXX.....
4. Totals....XXX.....XXX.....XXX.....34,7229,8531,6914452,64914224828,622XXX.....

	Losses Unpaid				Defense and Cost Containment Unpaid				Adjusting and Other Unpaid		23 Salvage and Subrogation Anticipated	24 Total Net Losses and Expenses Unpaid	25 Number of Claims Outstanding- Direct and Assumed
	Case Basis		Bulk + IBNR		Case Basis		Bulk + IBNR		21 Direct and Assumed	22 Ceded			
	13 Direct and Assumed	14 Ceded	15 Direct and Assumed	16 Ceded	17 Direct and Assumed	18 Ceded	19 Direct and Assumed	20 Ceded					
1. Prior.....92737174637612001270431,52212
2. 2015.....535315021650130700151,1532
3. 2016.....5,1933,3621,684415704603300914,04478
4. Totals...6,6553,7642,9328298180052701506,71992

	Total Losses and Loss Expenses Incurred			Loss and Loss Expense Percentage (Incurred/Premiums Earned)			Nontabular Discount		34 Inter-Company Pooling Participation Percentage	Net Balance Sheet Reserves after Discount	
	26 Direct and Assumed	27 Ceded	28 Net	29 Direct and Assumed	30 Ceded	31 Net	32 Loss	33 Loss Expense		35 Losses Unpaid	36 Loss Expenses Unpaid
1. Prior..XXX.....XXX.....XXX.....XXX.....XXX.....XXX.....00XXX.....1,300222
2. 2015.20,2513,42116,83031.924.234.1000.001,005149
3. 2016.23,9008,03215,86838.057.832.4000.003,511533
4. TotalsXXX.....XXX.....XXX.....XXX.....XXX.....XXX.....00XXX.....5,816903

SCHEDULE P - PART 1J - AUTO PHYSICAL DAMAGE

(\$000 omitted)

Years in Which Premiums Were Earned and Losses Were Incurred	Premiums Earned			Loss and Loss Expense Payments							12 Number of Claims Reported-Direct and Assumed	
	1 Direct and Assumed	2 Ceded	3 Net (Cols. 1 - 2)	Loss Payments		Defense and Cost Containment Payments		Adjusting and Other Payments		10 Salvage and Subrogation Received		11 Total Net Paid (Cols. 4 - 5 + 6 - 7 + 8 - 9)
				4 Direct and Assumed	5 Ceded	6 Direct and Assumed	7 Ceded	8 Direct and Assumed	9 Ceded			
1. Prior.....XXX.....XXX.....XXX.....(1,066).....167.....203.....(49).....162.....0.....2,092.....(820).....XXX.....
2. 2015.....940,573.....6,143.....934,429.....521,351.....2,539.....1,959.....55.....81,751.....0.....173,959.....602,468.....430,425.....
3. 2016.....983,104.....6,180.....976,923.....576,788.....2,634.....914.....37.....75,614.....0.....122,754.....650,645.....422,303.....
4. Totals.....XXX.....XXX.....XXX.....1,097,073.....5,340.....3,076.....43.....157,527.....0.....298,805.....1,252,293.....XXX.....

	Losses Unpaid				Defense and Cost Containment Unpaid				Adjusting and Other Unpaid		23 Salvage and Subrogation Anticipated	24 Total Net Losses and Expenses Unpaid	25 Number of Claims Outstanding-Direct and Assumed
	Case Basis		Bulk + IBNR		Case Basis		Bulk + IBNR		21 Direct and Assumed	22 Ceded			
	13 Direct and Assumed	14 Ceded	15 Direct and Assumed	16 Ceded	17 Direct and Assumed	18 Ceded	19 Direct and Assumed	20 Ceded					
1. Prior.....1,675.....549.....(799).....(70).....(6).....33.....14.....0.....135.....0.....1,080.....507.....241.....
2. 2015.....393.....4.....(1,784).....(28).....(5).....0.....37.....0.....405.....0.....2,101.....(930).....70.....
3. 2016.....53,574.....241.....(52,217).....(100).....(621).....0.....1,094.....0.....12,763.....0.....64,927.....14,452.....14,972.....
4. Totals.....55,641.....795.....(54,799).....(198).....(632).....33.....1,145.....0.....13,303.....0.....68,107.....14,028.....15,283.....

	Total Losses and Loss Expenses Incurred			Loss and Loss Expense Percentage (Incurred/Premiums Earned)			Nontabular Discount		34 Inter-Company Pooling Participation Percentage	Net Balance Sheet Reserves after Discount	
	26 Direct and Assumed	27 Ceded	28 Net	29 Direct and Assumed	30 Ceded	31 Net	32 Loss	33 Loss Expense		35 Losses Unpaid	36 Loss Expenses Unpaid
1. Prior..XXX.....XXX.....XXX.....XXX.....XXX.....XXX.....0.....0.....XXX.....397.....110.....
2. 2015..604,107.....2,570.....601,537.....64.2.....41.8.....64.4.....0.....0.....0.00.....(1,367).....437.....
3. 2016..667,909.....2,812.....665,097.....67.9.....45.5.....68.1.....0.....0.....0.00.....1,215.....13,236.....
4. TotalsXXX.....XXX.....XXX.....XXX.....XXX.....XXX.....0.....0.....XXX.....245.....13,783.....

SCHEDULE P - PART 1K - FIDELITY/SURETY
(\$000 omitted)

Years in Which Premiums Were Earned and Losses Were Incurred	Premiums Earned			Loss and Loss Expense Payments						12 Number of Claims Reported-Direct and Assumed		
	1 Direct and Assumed	2 Ceded	3 Net (Cols. 1 - 2)	Loss Payments		Defense and Cost Containment Payments		Adjusting and Other Payments			10 Salvage and Subrogation Received	11 Total Net Paid (Cols. 4 - 5 + 6 - 7 + 8 - 9)
				4 Direct and Assumed	5 Ceded	6 Direct and Assumed	7 Ceded	8 Direct and Assumed	9 Ceded			
1. Prior.....XXX.....XXX.....XXX.....0.....0.....0.....0.....0.....0.....0.....0.....XXX.....
2. 2015.....0.....0.....0.....0.....0.....0.....0.....0.....0.....0.....0.....XXX.....
3. 2016.....0.....0.....0.....0.....0.....0.....0.....0.....0.....0.....0.....XXX.....
4. Totals....XXX.....XXX.....XXX.....0.....0.....0.....0.....0.....0.....0.....0.....XXX.....

	Losses Unpaid				Defense and Cost Containment Unpaid				Adjusting and Other Unpaid		23 Salvage and Subrogation Anticipated	24 Total Net Losses and Expenses Unpaid	25 Number of Claims Outstanding-Direct and Assumed
	Case Basis		Bulk + IBNR		Case Basis		Bulk + IBNR		21 Direct and Assumed	22 Ceded			
	13 Direct and Assumed	14 Ceded	15 Direct and Assumed	16 Ceded	17 Direct and Assumed	18 Ceded	19 Direct and Assumed	20 Ceded					
1. Prior.....0.....0.....0.....0.....0.....0.....0.....0.....0.....0.....0.....0.....0.....
2. 2015.....0.....0.....0.....0.....0.....0.....0.....0.....0.....0.....0.....0.....0.....
3. 2016.....0.....0.....0.....0.....0.....0.....0.....0.....0.....0.....0.....0.....0.....
4. Totals....0.....0.....0.....0.....0.....0.....0.....0.....0.....0.....0.....0.....0.....

NONE

	Total Losses and Loss Expenses Incurred			Loss and Loss Expense Percentage (Incurred/Premiums Earned)			Nontabular Discount		34 Inter-Company Pooling Participation Percentage	Net Balance Sheet Reserves after Discount	
	26 Direct and Assumed	27 Ceded	28 Net	29 Direct and Assumed	30 Ceded	31 Net	32 Loss	33 Loss Expense		35 Losses Unpaid	36 Loss Expenses Unpaid
1. Prior..XXX.....XXX.....XXX.....XXX.....XXX.....XXX.....0.....0.....XXX.....0.....0.....
2. 2015.0.....0.....0.....0.0.....0.0.....0.0.....0.....0.....0.00.....0.....0.....
3. 2016.0.....0.....0.....0.0.....0.0.....0.0.....0.....0.....0.00.....0.....0.....
4. TotalsXXX.....XXX.....XXX.....XXX.....XXX.....XXX.....0.....0.....XXX.....0.....0.....

SCHEDULE P - PART 1L - OTHER (INCLUDING CREDIT, ACCIDENT AND HEALTH)
(\$000 omitted)

Years in Which Premiums Were Earned and Losses Were Incurred	Premiums Earned			Loss and Loss Expense Payments						10 Salvage and Subrogation Received	11 Total Net Paid (Cols. 4 - 5 + 6 - 7 + 8 - 9)	12 Number of Claims Reported-Direct and Assumed
	1 Direct and Assumed	2 Ceded	3 Net (Cols. 1 - 2)	Loss Payments		Defense and Cost Containment Payments		Adjusting and Other Payments				
				4 Direct and Assumed	5 Ceded	6 Direct and Assumed	7 Ceded	8 Direct and Assumed	9 Ceded			
1. Prior.....XXX.....XXX.....XXX.....350.....0.....0.....0.....0.....0.....0.....350.....XXX.....
2. 2015.....17,075.....0.....17,075.....6,166.....0.....0.....0.....0.....0.....0.....6,166.....XXX.....
3. 2016.....19,800.....0.....19,800.....4,859.....0.....0.....0.....0.....0.....0.....4,859.....XXX.....
4. Totals....XXX.....XXX.....XXX.....11,376.....0.....0.....0.....0.....0.....0.....11,376.....XXX.....

	Losses Unpaid				Defense and Cost Containment Unpaid				Adjusting and Other Unpaid		23 Salvage and Subrogation Anticipated	24 Total Net Losses and Expenses Unpaid	25 Number of Claims Outstanding-Direct and Assumed
	Case Basis		Bulk + IBNR		Case Basis		Bulk + IBNR		21 Direct and Assumed	22 Ceded			
	13 Direct and Assumed	14 Ceded	15 Direct and Assumed	16 Ceded	17 Direct and Assumed	18 Ceded	19 Direct and Assumed	20 Ceded					
1. Prior.....193.....0.....0.....0.....0.....0.....0.....0.....0.....0.....193.....0.....	
2. 2015.....663.....0.....0.....0.....0.....0.....0.....0.....0.....0.....663.....0.....	
3. 2016.....1,550.....0.....0.....0.....0.....0.....0.....0.....0.....0.....1,550.....0.....	
4. Totals..2,406.....0.....0.....0.....0.....0.....0.....0.....0.....0.....2,406.....0.....	

	Total Losses and Loss Expenses Incurred			Loss and Loss Expense Percentage (Incurred/Premiums Earned)			Nontabular Discount		34 Inter-Company Pooling Participation Percentage	Net Balance Sheet Reserves after Discount	
	26 Direct and Assumed	27 Ceded	28 Net	29 Direct and Assumed	30 Ceded	31 Net	32 Loss	33 Loss Expense		35 Losses Unpaid	36 Loss Expenses Unpaid
1. Prior..XXX.....XXX.....XXX.....XXX.....XXX.....XXX.....0.....0.....XXX.....193.....0.....
2. 2015..6,829.....0.....6,829.....40.0.....0.0.....40.0.....0.....0.....0.00.....663.....0.....
3. 2016..6,409.....0.....6,409.....32.4.....0.0.....32.4.....0.....0.....0.00.....1,550.....0.....
4. TotalsXXX.....XXX.....XXX.....XXX.....XXX.....XXX.....0.....0.....XXX.....2,406.....0.....

Sch. P - Pt. 1M
NONE

Sch. P - Pt. 1N
NONE

SCHEDULE P - PART 10 - REINSURANCE
NONPROPORTIONAL ASSUMED LIABILITY (\$000 omitted)

Years in Which Premiums Were Earned and Losses Were Incurred	Premiums Earned			Loss and Loss Expense Payments						10 Salvage and Subrogation Received	11 Total Net Paid (Cols. 4 - 5 + 6 - 7 + 8 - 9)	12 Number of Claims Reported-Direct and Assumed
	1 Direct and Assumed	2 Ceded	3 Net (Cols. 1 - 2)	Loss Payments		Defense and Cost Containment Payments		Adjusting and Other Payments				
				4 Direct and Assumed	5 Ceded	6 Direct and Assumed	7 Ceded	8 Direct and Assumed	9 Ceded			
1. Prior.....	XXX.....	XXX.....	XXX.....	138.....	0.....	0.....	0.....	0.....	0.....	0.....	138.....	XXX.....
2. 2007.....	0.....	0.....	0.....	0.....	0.....	0.....	0.....	0.....	0.....	0.....	0.....	XXX.....
3. 2008.....	0.....	0.....	0.....	0.....	0.....	0.....	0.....	0.....	0.....	0.....	0.....	XXX.....
4. 2009.....	0.....	0.....	0.....	0.....	0.....	0.....	0.....	0.....	0.....	0.....	0.....	XXX.....
5. 2010.....	0.....	0.....	0.....	0.....	0.....	0.....	0.....	0.....	0.....	0.....	0.....	XXX.....
6. 2011.....	0.....	0.....	0.....	0.....	0.....	0.....	0.....	0.....	0.....	0.....	0.....	XXX.....
7. 2012.....	0.....	0.....	0.....	0.....	0.....	0.....	0.....	0.....	0.....	0.....	0.....	XXX.....
8. 2013.....	0.....	0.....	0.....	0.....	0.....	0.....	0.....	0.....	0.....	0.....	0.....	XXX.....
9. 2014.....	0.....	0.....	0.....	0.....	0.....	0.....	0.....	0.....	0.....	0.....	0.....	XXX.....
10. 2015.....	0.....	0.....	0.....	0.....	0.....	0.....	0.....	0.....	0.....	0.....	0.....	XXX.....
11. 2016.....	0.....	0.....	0.....	0.....	0.....	0.....	0.....	0.....	0.....	0.....	0.....	XXX.....
12. Totals.....	XXX.....	XXX.....	XXX.....	138.....	0.....	0.....	0.....	0.....	0.....	0.....	138.....	XXX.....

	Losses Unpaid				Defense and Cost Containment Unpaid				Adjusting and Other Unpaid		23 Salvage and Subrogation Anticipated	24 Total Net Losses and Expenses Unpaid	25 Number of Claims Outstanding-Direct and Assumed
	Case Basis		Bulk + IBNR		Case Basis		Bulk + IBNR		21 Direct and Assumed	22 Ceded			
	13 Direct and Assumed	14 Ceded	15 Direct and Assumed	16 Ceded	17 Direct and Assumed	18 Ceded	19 Direct and Assumed	20 Ceded					
1. Prior.....	1,074.....	0.....	200.....	0.....	1.....	0.....	0.....	0.....	0.....	0.....	0.....	1,276.....	XXX.....
2. 2007.....	0.....	0.....	0.....	0.....	0.....	0.....	0.....	0.....	0.....	0.....	0.....	0.....	XXX.....
3. 2008.....	0.....	0.....	0.....	0.....	0.....	0.....	0.....	0.....	0.....	0.....	0.....	0.....	XXX.....
4. 2009.....	0.....	0.....	0.....	0.....	0.....	0.....	0.....	0.....	0.....	0.....	0.....	0.....	XXX.....
5. 2010.....	0.....	0.....	0.....	0.....	0.....	0.....	0.....	0.....	0.....	0.....	0.....	0.....	XXX.....
6. 2011.....	0.....	0.....	0.....	0.....	0.....	0.....	0.....	0.....	0.....	0.....	0.....	0.....	XXX.....
7. 2012.....	0.....	0.....	0.....	0.....	0.....	0.....	0.....	0.....	0.....	0.....	0.....	0.....	XXX.....
8. 2013.....	0.....	0.....	0.....	0.....	0.....	0.....	0.....	0.....	0.....	0.....	0.....	0.....	XXX.....
9. 2014.....	0.....	0.....	0.....	0.....	0.....	0.....	0.....	0.....	0.....	0.....	0.....	0.....	XXX.....
10. 2015.....	0.....	0.....	0.....	0.....	0.....	0.....	0.....	0.....	0.....	0.....	0.....	0.....	XXX.....
11. 2016.....	0.....	0.....	0.....	0.....	0.....	0.....	0.....	0.....	0.....	0.....	0.....	0.....	XXX.....
12. Totals.....	1,074.....	0.....	200.....	0.....	1.....	0.....	0.....	0.....	0.....	0.....	0.....	1,276.....	XXX.....

	Total Losses and Loss Expenses Incurred			Loss and Loss Expense Percentage (Incurred/Premiums Earned)			Nontabular Discount		34 Inter-Company Pooling Participation Percentage	Net Balance Sheet Reserves after Discount	
	26 Direct and Assumed	27 Ceded	28 Net	29 Direct and Assumed	30 Ceded	31 Net	32 Loss	33 Loss Expense		35 Losses Unpaid	36 Loss Expenses Unpaid
1. Prior.....	XXX.....	XXX.....	XXX.....	XXX.....	XXX.....	XXX.....	0.....	0.....	XXX.....	1,274.....	1.....
2. 2007.....	0.....	0.....	0.....	0.0.....	0.0.....	0.0.....	0.....	0.....	0.00.....	0.....	0.....
3. 2008.....	0.....	0.....	0.....	0.0.....	0.0.....	0.0.....	0.....	0.....	0.00.....	0.....	0.....
4. 2009.....	0.....	0.....	0.....	0.0.....	0.0.....	0.0.....	0.....	0.....	0.00.....	0.....	0.....
5. 2010.....	0.....	0.....	0.....	0.0.....	0.0.....	0.0.....	0.....	0.....	0.00.....	0.....	0.....
6. 2011.....	0.....	0.....	0.....	0.0.....	0.0.....	0.0.....	0.....	0.....	0.00.....	0.....	0.....
7. 2012.....	0.....	0.....	0.....	0.0.....	0.0.....	0.0.....	0.....	0.....	0.00.....	0.....	0.....
8. 2013.....	0.....	0.....	0.....	0.0.....	0.0.....	0.0.....	0.....	0.....	0.00.....	0.....	0.....
9. 2014.....	0.....	0.....	0.....	0.0.....	0.0.....	0.0.....	0.....	0.....	0.00.....	0.....	0.....
10. 2015.....	0.....	0.....	0.....	0.0.....	0.0.....	0.0.....	0.....	0.....	0.00.....	0.....	0.....
11. 2016.....	0.....	0.....	0.....	0.0.....	0.0.....	0.0.....	0.....	0.....	0.00.....	0.....	0.....
12. Totals.....	XXX.....	XXX.....	XXX.....	XXX.....	XXX.....	XXX.....	0.....	0.....	XXX.....	1,274.....	1.....

**Sch. P - Pt. 1P
NONE**

**Sch. P - Pt. 1R - Sn. 1
NONE**

**Sch. P - Pt. 1R - Sn. 2
NONE**

**Sch. P - Pt. 1S
NONE**

**Sch. P - Pt. 1T
NONE**

SCHEDULE P - PART 2A - HOMEOWNERS/FARMOWNERS

Years in Which Losses Were Incurred	Incurred Net Losses and Defense and Cost Containment Expenses Reported at Year End (\$000 omitted)										Development	
	1	2	3	4	5	6	7	8	9	10	11	12
	2007	2008	2009	2010	2011	2012	2013	2014	2015	2016	One Year	Two Year
1. Prior.....	140,894	97,953	84,462	81,733	75,421	71,296	70,076	70,542	70,233	75,207	4,974	4,666
2. 2007.....	404,421	400,512	390,272	389,761	384,912	383,986	384,717	384,573	383,302	383,317	15	(1,256)
3. 2008.....	XXX	577,867	585,882	556,555	549,557	548,143	549,188	548,780	546,641	545,795	(846)	(2,985)
4. 2009.....	XXX	XXX	468,274	486,330	476,129	474,573	471,733	469,807	467,486	466,670	(815)	(3,137)
5. 2010.....	XXX	XXX	XXX	530,394	548,946	549,039	547,059	546,488	545,677	545,222	(455)	(1,266)
6. 2011.....	XXX	XXX	XXX	XXX	827,074	813,773	793,611	791,761	787,834	787,800	(34)	(3,961)
7. 2012.....	XXX	XXX	XXX	XXX	XXX	662,871	667,989	660,781	656,866	655,830	(1,036)	(4,951)
8. 2013.....	XXX	XXX	XXX	XXX	XXX	XXX	610,387	613,866	600,326	600,641	315	(13,226)
9. 2014.....	XXX	XXX	XXX	XXX	XXX	XXX	XXX	662,795	663,486	666,834	3,348	4,039
10. 2015.....	XXX	XXX	XXX	XXX	XXX	XXX	XXX	XXX	710,026	711,500	1,474	XXX
11. 2016.....	XXX	XXX	XXX	XXX	XXX	XXX	XXX	XXX	XXX	693,092	XXX	XXX
12. Totals											6,940	(22,076)

SCHEDULE P - PART 2B - PRIVATE PASSENGER AUTO LIABILITY/MEDICAL

1. Prior.....	671,503	582,549	534,788	513,657	504,077	502,306	502,360	506,511	506,363	508,249	1,887	1,738
2. 2007.....	814,688	798,658	785,186	768,708	752,805	750,785	749,912	749,139	749,225	749,629	404	490
3. 2008.....	XXX	774,169	795,723	784,211	760,905	755,825	752,408	751,374	750,292	749,640	(652)	(1,735)
4. 2009.....	XXX	XXX	821,520	841,466	819,827	794,950	791,876	785,915	784,251	783,906	(345)	(2,009)
5. 2010.....	XXX	XXX	XXX	812,163	822,802	805,003	801,083	787,323	783,447	782,914	(533)	(4,410)
6. 2011.....	XXX	XXX	XXX	XXX	818,277	834,592	828,878	817,325	809,647	806,548	(3,099)	(10,777)
7. 2012.....	XXX	XXX	XXX	XXX	XXX	836,427	839,976	830,186	816,514	812,294	(4,220)	(17,892)
8. 2013.....	XXX	XXX	XXX	XXX	XXX	XXX	862,924	857,456	843,318	840,265	(3,053)	(17,191)
9. 2014.....	XXX	XXX	XXX	XXX	XXX	XXX	XXX	850,408	869,041	873,729	4,688	23,321
10. 2015.....	XXX	XXX	XXX	XXX	XXX	XXX	XXX	XXX	926,053	940,875	14,822	XXX
11. 2016.....	XXX	XXX	XXX	XXX	XXX	XXX	XXX	XXX	XXX	961,753	XXX	XXX
12. Totals											9,899	(28,464)

SCHEDULE P - PART 2C - COMMERCIAL AUTO/TRUCK LIABILITY/MEDICAL

1. Prior.....	0	0	0	0	0	0	0	0	0	0	0	0
2. 2007.....	0	0	0	0	0	0	0	0	0	0	0	0
3. 2008.....	XXX	0	0	0	0	0	0	0	0	0	0	0
4. 2009.....	XXX	XXX	0	0	0	0	0	0	0	0	0	0
5. 2010.....	XXX	XXX	XXX	0	0	0	0	0	0	0	0	0
6. 2011.....	XXX	XXX	XXX	XXX	0	0	0	0	0	0	0	0
7. 2012.....	XXX	XXX	XXX	XXX	XXX	0	0	0	0	0	0	0
8. 2013.....	XXX	XXX	XXX	XXX	XXX	XXX	0	0	0	0	0	0
9. 2014.....	XXX	XXX	XXX	XXX	XXX	XXX	XXX	0	0	0	0	0
10. 2015.....	XXX	XXX	XXX	XXX	XXX	XXX	XXX	XXX	0	0	0	XXX
11. 2016.....	XXX	XXX	XXX	XXX	XXX	XXX	XXX	XXX	XXX	171	XXX	XXX
12. Totals											0	0

SCHEDULE P - PART 2D - WORKERS' COMPENSATION (EXCLUDING EXCESS WORKERS' COMPENSATION)

1. Prior.....	25	61	66	62	62	61	61	61	61	61	0	0
2. 2007.....	4	2	1	1	0	0	0	0	0	0	0	(0)
3. 2008.....	XXX	33	38	23	36	28	28	28	28	28	0	(0)
4. 2009.....	XXX	XXX	3	2	1	1	0	0	0	0	0	(0)
5. 2010.....	XXX	XXX	XXX	40	58	53	59	56	56	56	0	0
6. 2011.....	XXX	XXX	XXX	XXX	6	25	22	13	0	0	0	(13)
7. 2012.....	XXX	XXX	XXX	XXX	XXX	7	4	3	0	0	0	(3)
8. 2013.....	XXX	XXX	XXX	XXX	XXX	XXX	164	161	1	1	0	(160)
9. 2014.....	XXX	XXX	XXX	XXX	XXX	XXX	XXX	3	0	0	0	(3)
10. 2015.....	XXX	XXX	XXX	XXX	XXX	XXX	XXX	XXX	0	0	0	XXX
11. 2016.....	XXX	XXX	XXX	XXX	XXX	XXX	XXX	XXX	XXX	0	XXX	XXX
12. Totals											0	(179)

SCHEDULE P - PART 2E - COMMERCIAL MULTIPLE PERIL

1. Prior.....	0	0	0	0	0	0	0	0	0	0	0	0
2. 2007.....	0	0	0	0	0	0	0	0	0	0	0	0
3. 2008.....	XXX	0	0	0	0	0	0	0	0	0	0	0
4. 2009.....	XXX	XXX	0	0	0	0	0	0	0	0	0	0
5. 2010.....	XXX	XXX	XXX	0	0	0	0	0	0	0	0	0
6. 2011.....	XXX	XXX	XXX	XXX	0	0	0	0	0	0	0	0
7. 2012.....	XXX	XXX	XXX	XXX	XXX	0	0	0	0	0	0	0
8. 2013.....	XXX	XXX	XXX	XXX	XXX	XXX	0	0	0	0	0	0
9. 2014.....	XXX	XXX	XXX	XXX	XXX	XXX	XXX	2	2	2	0	0
10. 2015.....	XXX	XXX	XXX	XXX	XXX	XXX	XXX	XXX	603	600	(2)	XXX
11. 2016.....	XXX	XXX	XXX	XXX	XXX	XXX	XXX	XXX	XXX	3,425	XXX	XXX
12. Totals											(2)	0

SCHEDULE P - PART 2F - SECTION 1 - MEDICAL PROFESSIONAL LIABILITY - OCCURRENCE

Years in Which Losses Were Incurred	Incurred Net Losses and Defense and Cost Containment Expenses Reported at Year End (\$000 omitted)										Development	
	1	2	3	4	5	6	7	8	9	10	11	12
	2007	2008	2009	2010	2011	2012	2013	2014	2015	2016	One Year	Two Year
1. Prior	0	0	0	0	0	0	0	0	0	0	0	0
2. 2007	0	0	0	0	0	0	0	0	0	0	0	0
3. 2008	XXX	0	0	0	0	0	0	0	0	0	0	0
4. 2009	XXX	XXX	0	0	0	0	0	0	0	0	0	0
5. 2010	XXX	XXX	XXX	0	0	0	0	0	0	0	0	0
6. 2011	XXX	XXX	XXX	XXX	0	0	0	0	0	0	0	0
7. 2012	XXX	XXX	XXX	XXX	XXX	0	0	0	0	0	0	0
8. 2013	XXX	XXX	XXX	XXX	XXX	XXX	0	0	0	0	0	0
9. 2014	XXX	XXX	XXX	XXX	XXX	XXX	XXX	0	0	0	0	0
10. 2015	XXX	XXX	XXX	XXX	XXX	XXX	XXX	XXX	0	0	0	XXX
11. 2016	XXX	XXX	XXX	XXX	XXX	XXX	XXX	XXX	XXX	0	XXX	XXX
12. Totals											0	0

NONE

SCHEDULE P - PART 2F - SECTION 2 - MEDICAL PROFESSIONAL LIABILITY - CLAIMS-MADE

1. Prior	0	0	0	0	0	0	0	0	0	0	0	0
2. 2007	0	0	0	0	0	0	0	0	0	0	0	0
3. 2008	XXX	0	0	0	0	0	0	0	0	0	0	0
4. 2009	XXX	XXX	0	0	0	0	0	0	0	0	0	0
5. 2010	XXX	XXX	XXX	0	0	0	0	0	0	0	0	0
6. 2011	XXX	XXX	XXX	XXX	0	0	0	0	0	0	0	0
7. 2012	XXX	XXX	XXX	XXX	XXX	0	0	0	0	0	0	0
8. 2013	XXX	XXX	XXX	XXX	XXX	XXX	0	0	0	0	0	0
9. 2014	XXX	XXX	XXX	XXX	XXX	XXX	XXX	0	0	0	0	0
10. 2015	XXX	XXX	XXX	XXX	XXX	XXX	XXX	XXX	0	0	0	XXX
11. 2016	XXX	XXX	XXX	XXX	XXX	XXX	XXX	XXX	XXX	0	XXX	XXX
12. Totals											0	0

NONE

SCHEDULE P - PART 2G - SPECIAL LIABILITY (OCEAN MARINE, AIRCRAFT (ALL PERILS), BOILER & MACHINERY)

1. Prior	43	6	4	0	0	0	0	0	0	0	0	0
2. 2007	0	0	0	0	0	0	0	0	0	0	0	0
3. 2008	XXX	0	0	0	0	0	0	0	0	0	0	0
4. 2009	XXX	XXX	0	0	0	0	0	0	0	0	0	0
5. 2010	XXX	XXX	XXX	0	0	0	0	0	0	0	0	0
6. 2011	XXX	XXX	XXX	XXX	0	0	0	0	0	0	0	0
7. 2012	XXX	XXX	XXX	XXX	XXX	0	0	0	0	0	0	0
8. 2013	XXX	XXX	XXX	XXX	XXX	XXX	0	0	0	0	0	0
9. 2014	XXX	XXX	XXX	XXX	XXX	XXX	XXX	0	0	0	0	0
10. 2015	XXX	XXX	XXX	XXX	XXX	XXX	XXX	XXX	0	0	0	XXX
11. 2016	XXX	XXX	XXX	XXX	XXX	XXX	XXX	XXX	XXX	0	XXX	XXX
12. Totals											0	0

SCHEDULE P - PART 2H - SECTION 1 - OTHER LIABILITY - OCCURRENCE

1. Prior	43,188	39,070	37,030	34,775	36,110	35,776	35,391	34,924	34,910	34,761	(148)	(163)
2. 2007	24,562	24,973	25,082	21,466	19,901	19,976	17,483	17,403	17,310	17,310	(0)	(93)
3. 2008	XXX	25,191	27,306	30,472	30,556	29,488	27,990	27,991	27,098	27,099	1	(893)
4. 2009	XXX	XXX	19,035	19,889	18,186	16,832	16,829	16,804	16,077	15,949	(128)	(855)
5. 2010	XXX	XXX	XXX	31,846	35,193	33,807	30,810	30,296	27,748	27,521	(227)	(2,776)
6. 2011	XXX	XXX	XXX	XXX	25,175	24,911	24,943	22,954	21,992	22,558	566	(396)
7. 2012	XXX	XXX	XXX	XXX	XXX	25,881	25,687	24,121	19,627	19,407	(219)	(4,713)
8. 2013	XXX	XXX	XXX	XXX	XXX	XXX	27,287	27,000	24,027	22,542	(1,485)	(4,459)
9. 2014	XXX	XXX	XXX	XXX	XXX	XXX	XXX	25,823	25,514	24,518	(997)	(1,305)
10. 2015	XXX	XXX	XXX	XXX	XXX	XXX	XXX	XXX	27,837	26,921	(915)	XXX
11. 2016	XXX	XXX	XXX	XXX	XXX	XXX	XXX	XXX	XXX	27,897	XXX	XXX
12. Totals											(3,553)	(15,652)

SCHEDULE P - PART 2H - SECTION 2 - OTHER LIABILITY - CLAIMS-MADE

1. Prior	0	0	0	0	0	0	0	0	0	0	0	0
2. 2007	0	0	0	0	0	0	0	0	0	0	0	0
3. 2008	XXX	0	0	0	0	0	0	0	0	0	0	0
4. 2009	XXX	XXX	0	0	0	0	0	0	0	0	0	0
5. 2010	XXX	XXX	XXX	0	0	0	0	0	0	0	0	0
6. 2011	XXX	XXX	XXX	XXX	0	0	0	0	0	0	0	0
7. 2012	XXX	XXX	XXX	XXX	XXX	0	0	0	0	0	0	0
8. 2013	XXX	XXX	XXX	XXX	XXX	XXX	0	0	0	0	0	0
9. 2014	XXX	XXX	XXX	XXX	XXX	XXX	XXX	0	0	0	0	0
10. 2015	XXX	XXX	XXX	XXX	XXX	XXX	XXX	XXX	0	0	0	XXX
11. 2016	XXX	XXX	XXX	XXX	XXX	XXX	XXX	XXX	XXX	0	XXX	XXX
12. Totals											0	0

NONE

SCHEDULE P - PART 2I - SPECIAL PROPERTY (FIRE, ALLIED LINES, INLAND MARINE, EARTHQUAKE, BURGLARY AND THEFT)

Years in Which Losses Were Incurred	Incurred Net Losses and Defense and Cost Containment Expenses Reported at Year End (\$000 omitted)										Development	
	1	2	3	4	5	6	7	8	9	10	11	12
	2007	2008	2009	2010	2011	2012	2013	2014	2015	2016	One Year	Two Year
1. Prior.....	...XXX.....	...XXX.....	...XXX.....	...XXX.....	...XXX.....	...XXX.....	...XXX.....8,7496,2585,758(500)(2,990)
2. 2015.....	...XXX.....	...XXX.....	...XXX.....	...XXX.....	...XXX.....	...XXX.....	...XXX.....	...XXX.....17,10315,465(1,638)	...XXX.....
3. 2016.....	...XXX.....	...XXX.....	...XXX.....	...XXX.....	...XXX.....	...XXX.....	...XXX.....	...XXX.....	...XXX.....14,506	...XXX.....	...XXX.....
										4. Totals(2,138)(2,990)

SCHEDULE P - PART 2J - AUTO PHYSICAL DAMAGE

1. Prior.....	...XXX.....	...XXX.....	...XXX.....	...XXX.....	...XXX.....	...XXX.....	...XXX.....618(4,216)(3,932)285(4,550)
2. 2015.....	...XXX.....	...XXX.....	...XXX.....	...XXX.....	...XXX.....	...XXX.....	...XXX.....	...XXX.....523,583519,381(4,202)	...XXX.....
3. 2016.....	...XXX.....	...XXX.....	...XXX.....	...XXX.....	...XXX.....	...XXX.....	...XXX.....	...XXX.....	...XXX.....576,720	...XXX.....	...XXX.....
										4. Totals(3,917)(4,550)

SCHEDULE P - PART 2K - FIDELITY/SURETY

1. Prior.....	...XXX.....	...XXX.....	...XXX.....	...XXX.....	...XXX.....	...XXX.....	...XXX.....00000
2. 2015.....	...XXX.....	...XXX.....	...XXX.....	...XXX.....	...XXX.....	...XXX.....	...XXX.....	...XXX.....000	...XXX.....
3. 2016.....	...XXX.....	...XXX.....	...XXX.....	...XXX.....	...XXX.....	...XXX.....	...XXX.....	...XXX.....	...XXX.....0	...XXX.....	...XXX.....
										4. Totals00

SCHEDULE P - PART 2L - OTHER (INCLUDING CREDIT, ACCIDENT AND HEALTH)

1. Prior.....	...XXX.....	...XXX.....	...XXX.....	...XXX.....	...XXX.....	...XXX.....	...XXX.....1,9802,3112,3110331
2. 2015.....	...XXX.....	...XXX.....	...XXX.....	...XXX.....	...XXX.....	...XXX.....	...XXX.....	...XXX.....6,1916,829638	...XXX.....
3. 2016.....	...XXX.....	...XXX.....	...XXX.....	...XXX.....	...XXX.....	...XXX.....	...XXX.....	...XXX.....	...XXX.....6,409	...XXX.....	...XXX.....
										4. Totals638331

SCHEDULE P - PART 2M - INTERNATIONAL

1. Prior.....000000000000
2. 2007.....000000000000
3. 2008.....	...XXX.....00000000000
4. 2009.....	...XXX.....	...XXX.....0000000000
5. 2010.....	...XXX.....	...XXX.....	...XXX.....000000000
6. 2011.....	...XXX.....	...XXX.....	...XXX.....	...XXX.....	...XXX.....	...XXX.....	...XXX.....00000
7. 2012.....	...XXX.....	...XXX.....	...XXX.....	...XXX.....	...XXX.....	...XXX.....	...XXX.....00000
8. 2013.....	...XXX.....	...XXX.....	...XXX.....	...XXX.....	...XXX.....	...XXX.....	...XXX.....00000
9. 2014.....	...XXX.....	...XXX.....	...XXX.....	...XXX.....	...XXX.....	...XXX.....	...XXX.....00000
10. 2015.....	...XXX.....	...XXX.....	...XXX.....	...XXX.....	...XXX.....	...XXX.....	...XXX.....	...XXX.....000	...XXX.....
11. 2016.....	...XXX.....	...XXX.....	...XXX.....	...XXX.....	...XXX.....	...XXX.....	...XXX.....	...XXX.....	...XXX.....0	...XXX.....	...XXX.....
										12. Totals00

SCHEDULE P - PART 2N - REINSURANCE

NONPROPORTIONAL ASSUMED PROPERTY

Years in Which Losses Were Incurred	Incurred Net Losses and Defense and Cost Containment Expenses Reported at Year End (\$000 omitted)										Development		
	1	2	3	4	5	6	7	8	9	10	11	12	
	2007	2008	2009	2010	2011	2012	2013	2014	2015	2016	One Year	Two Year	
1. Prior.....	0	0	0	0	0	0	0	0	0	0	0	0	
2. 2007.....	0	0	0	0	0	0	0	0	0	0	0	0	
3. 2008.....	XXX	0	0	0	NONE	0	0	0	0	0	0	0	
4. 2009.....	XXX	XXX	0	0		0	0	0	0	0	0	0	
5. 2010.....	XXX	XXX	XXX	0		0	0	0	0	0	0	0	
6. 2011.....	XXX	XXX	XXX	XXX		0	0	0	0	0	0	0	
7. 2012.....	XXX	XXX	XXX	XXX		XXX	0	0	0	0	0	0	
8. 2013.....	XXX	XXX	XXX	XXX		XXX	XXX	0	0	0	0	0	
9. 2014.....	XXX	XXX	XXX	XXX		XXX	XXX	XXX	0	0	0	0	
10. 2015.....	XXX	XXX	XXX	XXX		XXX	XXX	XXX	XXX	0	0	XXX	
11. 2016.....	XXX	XXX	XXX	XXX		XXX	XXX	XXX	XXX	XXX	0	XXX	XXX
12. Totals											0	0	

SCHEDULE P - PART 2O - REINSURANCE

NONPROPORTIONAL ASSUMED LIABILITY

1. Prior.....	1,591	1,901	2,029	2,390	2,645	2,755	2,797	2,773	3,048	3,292	244	519
2. 2007.....	0	0	0	0	0	0	0	0	0	0	0	0
3. 2008.....	XXX	0	0	0	0	0	0	0	0	0	0	0
4. 2009.....	XXX	XXX	0	0	0	0	0	0	0	0	0	0
5. 2010.....	XXX	XXX	XXX	0	0	0	0	0	0	0	0	0
6. 2011.....	XXX	XXX	XXX	XXX	0	0	0	0	0	0	0	0
7. 2012.....	XXX	XXX	XXX	XXX	XXX	0	0	0	0	0	0	0
8. 2013.....	XXX	XXX	XXX	XXX	XXX	XXX	0	0	0	0	0	0
9. 2014.....	XXX	XXX	XXX	XXX	XXX	XXX	XXX	0	0	0	0	0
10. 2015.....	XXX	XXX	XXX	XXX	XXX	XXX	XXX	XXX	0	0	0	XXX
11. 2016.....	XXX	XXX	XXX	XXX	XXX	XXX	XXX	XXX	XXX	0	XXX	XXX
12. Totals											244	519

SCHEDULE P - PART 2P - REINSURANCE

NONPROPORTIONAL ASSUMED FINANCIAL LINES

1. Prior.....	0	0	0	0	0	0	0	0	0	0	0	0	
2. 2007.....	0	0	0	0	0	0	0	0	0	0	0	0	
3. 2008.....	XXX	0	0	0	0	0	0	0	0	0	0	0	
4. 2009.....	XXX	XXX	0	0	0	0	0	0	0	0	0	0	
5. 2010.....	XXX	XXX	XXX	0	NONE	0	0	0	0	0	0	0	
6. 2011.....	XXX	XXX	XXX	XXX		0	0	0	0	0	0	0	
7. 2012.....	XXX	XXX	XXX	XXX		XXX	0	0	0	0	0	0	
8. 2013.....	XXX	XXX	XXX	XXX		XXX	XXX	0	0	0	0	0	
9. 2014.....	XXX	XXX	XXX	XXX		XXX	XXX	XXX	0	0	0	0	
10. 2015.....	XXX	XXX	XXX	XXX		XXX	XXX	XXX	XXX	0	0	0	XXX
11. 2016.....	XXX	XXX	XXX	XXX		XXX	XXX	XXX	XXX	XXX	0	XXX	XXX
12. Totals											0	0	

SCHEDULE P - PART 2R - SECTION 1 - PRODUCTS LIABILITY - OCCURRENCE

Years in Which Losses Were Incurred	Incurred Net Losses and Defense and Cost Containment Expenses Reported at Year End (\$000 omitted)										Development		
	1	2	3	4	5	6	7	8	9	10	11	12	
	2007	2008	2009	2010	2011	2012	2013	2014	2015	2016	One Year	Two Year	
1. Prior.....	0	0	0	0	0	0	0	0	0	0	0	0	
2. 2007.....	0	0	0	0	0	0	0	0	0	0	0	0	
3. 2008.....	XXX	0	0	0	0	0	0	0	0	0	0	0	
4. 2009.....	XXX	XXX	0	0	NONE	0	0	0	0	0	0	0	
5. 2010.....	XXX	XXX	XXX	0		0	0	0	0	0	0	0	0
6. 2011.....	XXX	XXX	XXX	XXX		0	0	0	0	0	0	0	0
7. 2012.....	XXX	XXX	XXX	XXX		XXX	0	0	0	0	0	0	0
8. 2013.....	XXX	XXX	XXX	XXX		XXX	XXX	0	0	0	0	0	0
9. 2014.....	XXX	XXX	XXX	XXX		XXX	XXX	XXX	0	0	0	0	0
10. 2015.....	XXX	XXX	XXX	XXX		XXX	XXX	XXX	XXX	0	0	0	XXX
11. 2016.....	XXX	XXX	XXX	XXX		XXX	XXX	XXX	XXX	XXX	0	XXX	XXX
12. Totals										0	0		

SCHEDULE P - PART 2R - SECTION 2 - PRODUCTS LIABILITY - CLAIMS-MADE

1. Prior.....	0	0	0	0	0	0	0	0	0	0	0	0	
2. 2007.....	0	0	0	0	0	0	0	0	0	0	0	0	
3. 2008.....	XXX	0	0	0	0	0	0	0	0	0	0	0	
4. 2009.....	XXX	XXX	0	0	0	0	0	0	0	0	0	0	
5. 2010.....	XXX	XXX	XXX	0	NONE	0	0	0	0	0	0	0	
6. 2011.....	XXX	XXX	XXX	XXX		0	0	0	0	0	0	0	0
7. 2012.....	XXX	XXX	XXX	XXX		XXX	0	0	0	0	0	0	0
8. 2013.....	XXX	XXX	XXX	XXX		XXX	XXX	0	0	0	0	0	0
9. 2014.....	XXX	XXX	XXX	XXX		XXX	XXX	XXX	0	0	0	0	0
10. 2015.....	XXX	XXX	XXX	XXX		XXX	XXX	XXX	XXX	0	0	0	XXX
11. 2016.....	XXX	XXX	XXX	XXX		XXX	XXX	XXX	XXX	XXX	0	XXX	XXX
12. Totals										0	0		

SCHEDULE P - PART 2S - FINANCIAL GUARANTY/MORTGAGE GUARANTY

1. Prior.....	XXX	XXX	XXX	XXX	XXX	XXX	0	0	0	0	0	0
2. 2015.....	XXX	XXX	XXX	XXX	XXX	XXX	XXX	0	0	0	0	XXX
3. 2016.....	XXX	XXX	XXX	XXX	XXX	XXX	XXX	XXX	XXX	0	XXX	XXX
4. Totals										0	0	

SCHEDULE P - PART 2T - WARRANTY

1. Prior.....	XXX	XXX	XXX	XXX	XXX	XXX	0	0	0	0	0	0
2. 2015.....	XXX	XXX	XXX	XXX	XXX	XXX	XXX	0	0	0	0	XXX
3. 2016.....	XXX	XXX	XXX	XXX	XXX	XXX	XXX	XXX	XXX	0	XXX	XXX
4. Totals										0	0	

SCHEDULE P - PART 3A - HOMEOWNERS/FAROWNERS

Years in Which Losses Were Incurred	Cumulative Paid Net Losses and Defense and Cost Containment Expenses Reported at Year End (\$000 omitted)										11 Number of Claims Closed With Loss Payment	12 Number of Claims Closed Without Loss Payment
	1 2007	2 2008	3 2009	4 2010	5 2011	6 2012	7 2013	8 2014	9 2015	10 2016		
1. Prior.....	000.....	32,438.....	48,811.....	56,546.....	59,608.....	63,406.....	66,345.....	67,485.....	69,239.....	73,978.....	42.....	(25).....
2. 2007.....	282,374.....	358,245.....	370,606.....	376,654.....	379,480.....	380,101.....	381,673.....	382,931.....	383,064.....	383,158.....	64,360.....	18,526.....
3. 2008.....	XXX.....	416,413.....	520,976.....	535,846.....	539,913.....	542,748.....	544,210.....	544,888.....	545,421.....	545,492.....	97,112.....	26,620.....
4. 2009.....	XXX.....	XXX.....	362,337.....	447,488.....	457,035.....	462,439.....	465,182.....	465,266.....	465,821.....	466,069.....	80,768.....	22,139.....
5. 2010.....	XXX.....	XXX.....	XXX.....	411,016.....	513,683.....	528,874.....	536,880.....	539,405.....	542,088.....	543,191.....	88,172.....	23,584.....
6. 2011.....	XXX.....	XXX.....	XXX.....	XXX.....	652,480.....	759,446.....	772,840.....	778,784.....	780,743.....	783,863.....	126,083.....	36,344.....
7. 2012.....	XXX.....	XXX.....	XXX.....	XXX.....	XXX.....	528,718.....	630,141.....	642,344.....	647,531.....	650,094.....	111,413.....	31,335.....
8. 2013.....	XXX.....	XXX.....	XXX.....	XXX.....	XXX.....	XXX.....	478,341.....	572,687.....	585,669.....	592,526.....	80,064.....	23,933.....
9. 2014.....	XXX.....	XXX.....	XXX.....	XXX.....	XXX.....	XXX.....	XXX.....	545,975.....	636,772.....	650,698.....	84,737.....	25,434.....
10. 2015.....	XXX.....	XXX.....	XXX.....	XXX.....	XXX.....	XXX.....	XXX.....	XXX.....	572,731.....	680,170.....	80,069.....	23,230.....
11. 2016.....	XXX.....	XXX.....	XXX.....	XXX.....	XXX.....	XXX.....	XXX.....	XXX.....	XXX.....	562,066.....	69,776.....	21,465.....

SCHEDULE P - PART 3B - PRIVATE PASSENGER AUTO LIABILITY/MEDICAL

1. Prior.....	000.....	239,912.....	371,112.....	430,868.....	460,234.....	470,620.....	474,885.....	479,631.....	482,604.....	485,212.....	26.....	17.....
2. 2007.....	292,672.....	522,852.....	632,100.....	690,875.....	723,625.....	736,344.....	743,360.....	746,500.....	747,796.....	748,739.....	158,703.....	49,672.....
3. 2008.....	XXX.....	298,569.....	534,179.....	630,050.....	690,937.....	725,204.....	737,681.....	743,989.....	746,316.....	747,410.....	151,855.....	47,953.....
4. 2009.....	XXX.....	XXX.....	315,820.....	549,097.....	661,947.....	730,210.....	760,834.....	773,612.....	779,031.....	782,031.....	147,954.....	49,202.....
5. 2010.....	XXX.....	XXX.....	XXX.....	312,920.....	554,221.....	666,403.....	728,859.....	758,126.....	770,654.....	775,885.....	145,024.....	51,895.....
6. 2011.....	XXX.....	XXX.....	XXX.....	XXX.....	318,695.....	571,295.....	686,208.....	748,087.....	779,034.....	791,284.....	143,435.....	53,941.....
7. 2012.....	XXX.....	XXX.....	XXX.....	XXX.....	XXX.....	327,894.....	588,794.....	694,130.....	756,663.....	786,001.....	139,799.....	51,959.....
8. 2013.....	XXX.....	XXX.....	XXX.....	XXX.....	XXX.....	XXX.....	340,467.....	603,360.....	722,189.....	778,953.....	142,002.....	54,288.....
9. 2014.....	XXX.....	XXX.....	XXX.....	XXX.....	XXX.....	XXX.....	XXX.....	346,606.....	629,552.....	749,227.....	141,319.....	56,500.....
10. 2015.....	XXX.....	XXX.....	XXX.....	XXX.....	XXX.....	XXX.....	XXX.....	XXX.....	377,768.....	670,151.....	140,212.....	56,533.....
11. 2016.....	XXX.....	XXX.....	XXX.....	XXX.....	XXX.....	XXX.....	XXX.....	XXX.....	XXX.....	390,239.....	103,234.....	46,693.....

SCHEDULE P - PART 3C - COMMERCIAL AUTO/TRUCK LIABILITY/MEDICAL

1. Prior.....	000.....	0.....	0.....	0.....	0.....	0.....	0.....	0.....	0.....	0.....	0.....	0.....
2. 2007.....	0.....	0.....	0.....	0.....	0.....	0.....	0.....	0.....	0.....	0.....	0.....	0.....
3. 2008.....	XXX.....	0.....	0.....	0.....	0.....	0.....	0.....	0.....	0.....	0.....	0.....	0.....
4. 2009.....	XXX.....	XXX.....	0.....	0.....	0.....	0.....	0.....	0.....	0.....	0.....	0.....	0.....
5. 2010.....	XXX.....	XXX.....	XXX.....	0.....	0.....	0.....	0.....	0.....	0.....	0.....	0.....	0.....
6. 2011.....	XXX.....	XXX.....	XXX.....	XXX.....	0.....	0.....	0.....	0.....	0.....	0.....	0.....	0.....
7. 2012.....	XXX.....	XXX.....	XXX.....	XXX.....	XXX.....	0.....	0.....	0.....	0.....	0.....	0.....	0.....
8. 2013.....	XXX.....	XXX.....	XXX.....	XXX.....	XXX.....	XXX.....	0.....	0.....	0.....	0.....	0.....	0.....
9. 2014.....	XXX.....	XXX.....	XXX.....	XXX.....	XXX.....	XXX.....	XXX.....	0.....	0.....	0.....	0.....	0.....
10. 2015.....	XXX.....	XXX.....	XXX.....	XXX.....	XXX.....	XXX.....	XXX.....	XXX.....	0.....	0.....	0.....	0.....
11. 2016.....	XXX.....	XXX.....	XXX.....	XXX.....	XXX.....	XXX.....	XXX.....	XXX.....	XXX.....	15.....	0.....	4.....

**SCHEDULE P - PART 3D - WORKERS' COMPENSATION
(EXCLUDING EXCESS WORKERS' COMPENSATION)**

1. Prior.....	000.....	53.....	55.....	56.....	61.....	61.....	61.....	61.....	61.....	61.....	0.....	1.....
2. 2007.....	0.....	0.....	0.....	0.....	0.....	0.....	0.....	0.....	0.....	0.....	0.....	0.....
3. 2008.....	XXX.....	0.....	21.....	22.....	26.....	28.....	28.....	28.....	28.....	28.....	0.....	2.....
4. 2009.....	XXX.....	XXX.....	0.....	0.....	0.....	0.....	0.....	0.....	0.....	0.....	0.....	0.....
5. 2010.....	XXX.....	XXX.....	XXX.....	5.....	35.....	45.....	46.....	56.....	56.....	56.....	1.....	4.....
6. 2011.....	XXX.....	XXX.....	XXX.....	XXX.....	0.....	0.....	0.....	0.....	0.....	0.....	1.....	0.....
7. 2012.....	XXX.....	XXX.....	XXX.....	XXX.....	XXX.....	0.....	0.....	0.....	0.....	0.....	0.....	0.....
8. 2013.....	XXX.....	XXX.....	XXX.....	XXX.....	XXX.....	XXX.....	0.....	1.....	1.....	1.....	1.....	2.....
9. 2014.....	XXX.....	XXX.....	XXX.....	XXX.....	XXX.....	XXX.....	XXX.....	0.....	0.....	0.....	0.....	0.....
10. 2015.....	XXX.....	XXX.....	XXX.....	XXX.....	XXX.....	XXX.....	XXX.....	XXX.....	0.....	0.....	0.....	0.....
11. 2016.....	XXX.....	XXX.....	XXX.....	XXX.....	XXX.....	XXX.....	XXX.....	XXX.....	XXX.....	0.....	0.....	0.....

SCHEDULE P - PART 3E - COMMERCIAL MULTIPLE PERIL

1. Prior.....	000.....	0.....	0.....	0.....	0.....	0.....	0.....	0.....	0.....	0.....	0.....	0.....
2. 2007.....	0.....	0.....	0.....	0.....	0.....	0.....	0.....	0.....	0.....	0.....	0.....	0.....
3. 2008.....	XXX.....	0.....	0.....	0.....	0.....	0.....	0.....	0.....	0.....	0.....	0.....	0.....
4. 2009.....	XXX.....	XXX.....	0.....	0.....	0.....	0.....	0.....	0.....	0.....	0.....	0.....	0.....
5. 2010.....	XXX.....	XXX.....	XXX.....	0.....	0.....	0.....	0.....	0.....	0.....	0.....	0.....	0.....
6. 2011.....	XXX.....	XXX.....	XXX.....	XXX.....	0.....	0.....	0.....	0.....	0.....	0.....	0.....	0.....
7. 2012.....	XXX.....	XXX.....	XXX.....	XXX.....	XXX.....	0.....	0.....	0.....	0.....	0.....	0.....	0.....
8. 2013.....	XXX.....	XXX.....	XXX.....	XXX.....	XXX.....	XXX.....	0.....	0.....	0.....	0.....	0.....	0.....
9. 2014.....	XXX.....	XXX.....	XXX.....	XXX.....	XXX.....	XXX.....	XXX.....	0.....	0.....	0.....	0.....	0.....
10. 2015.....	XXX.....	XXX.....	XXX.....	XXX.....	XXX.....	XXX.....	XXX.....	XXX.....	401.....	665.....	7.....	12.....
11. 2016.....	XXX.....	XXX.....	XXX.....	XXX.....	XXX.....	XXX.....	XXX.....	XXX.....	XXX.....	874.....	26.....	74.....

SCHEDULE P - PART 3F - SECTION 1 - MEDICAL PROFESSIONAL LIABILITY - OCCURRENCE

Years in Which Losses Were Incurred	Cumulative Paid Net Losses and Defense and Cost Containment Expenses Reported at Year End (\$000 omitted)										11 Number of Claims Closed With Loss Payment	12 Number of Claims Closed Without Loss Payment	
	1 2007	2 2008	3 2009	4 2010	5 2011	6 2012	7 2013	8 2014	9 2015	10 2016			
1. Prior.....	.000.....	.0.....	.0.....	.0.....	.0.....	.0.....	.0.....	.0.....	.0.....	.0.....	.0.....	.0.....	.0.....
2. 2007.....	0.....	.0.....	.0.....	.0.....	.0.....	.0.....	.0.....	.0.....	.0.....	.0.....	.0.....	.0.....	.0.....
3. 2008.....	.XXX.....	.0.....	.0.....	.0.....	.0.....	.0.....	.0.....	.0.....	.0.....	.0.....	.0.....	.0.....	.0.....
4. 2009.....	.XXX.....	.XXX.....	.0.....	.0.....	.0.....	.0.....	.0.....	.0.....	.0.....	.0.....	.0.....	.0.....	.0.....
5. 2010.....	.XXX.....	.XXX.....	.XXX.....	.0.....	.0.....	.0.....	.0.....	.0.....	.0.....	.0.....	.0.....	.0.....	.0.....
6. 2011.....	.XXX.....	.XXX.....	.XXX.....	.XXX.....	.0.....	.0.....	.0.....	.0.....	.0.....	.0.....	.0.....	.0.....	.0.....
7. 2012.....	.XXX.....	.XXX.....	.XXX.....	.XXX.....	.XXX.....	.0.....	.0.....	.0.....	.0.....	.0.....	.0.....	.0.....	.0.....
8. 2013.....	.XXX.....	.XXX.....	.XXX.....	.XXX.....	.XXX.....	.XXX.....	.0.....	.0.....	.0.....	.0.....	.0.....	.0.....	.0.....
9. 2014.....	.XXX.....	.XXX.....	.XXX.....	.XXX.....	.XXX.....	.XXX.....	.XXX.....	.0.....	.0.....	.0.....	.0.....	.0.....	.0.....
10. 2015.....	.XXX.....	.XXX.....	.XXX.....	.XXX.....	.XXX.....	.XXX.....	.XXX.....	.XXX.....	.0.....	.0.....	.0.....	.0.....	.0.....
11. 2016.....	.XXX.....	.XXX.....	.XXX.....	.XXX.....	.XXX.....	.XXX.....	.XXX.....	.XXX.....	.XXX.....	.0.....	.0.....	.0.....	.0.....

NONE

SCHEDULE P - PART 3F - SECTION 2 - MEDICAL PROFESSIONAL LIABILITY - CLAIMS-MADE

1. Prior.....	.000.....	.0.....	.0.....	.0.....	.0.....	.0.....	.0.....	.0.....	.0.....	.0.....	.0.....	.0.....	.0.....
2. 2007.....	0.....	.0.....	.0.....	.0.....	.0.....	.0.....	.0.....	.0.....	.0.....	.0.....	.0.....	.0.....	.0.....
3. 2008.....	.XXX.....	.0.....	.0.....	.0.....	.0.....	.0.....	.0.....	.0.....	.0.....	.0.....	.0.....	.0.....	.0.....
4. 2009.....	.XXX.....	.XXX.....	.0.....	.0.....	.0.....	.0.....	.0.....	.0.....	.0.....	.0.....	.0.....	.0.....	.0.....
5. 2010.....	.XXX.....	.XXX.....	.XXX.....	.0.....	.0.....	.0.....	.0.....	.0.....	.0.....	.0.....	.0.....	.0.....	.0.....
6. 2011.....	.XXX.....	.XXX.....	.XXX.....	.XXX.....	.0.....	.0.....	.0.....	.0.....	.0.....	.0.....	.0.....	.0.....	.0.....
7. 2012.....	.XXX.....	.XXX.....	.XXX.....	.XXX.....	.XXX.....	.0.....	.0.....	.0.....	.0.....	.0.....	.0.....	.0.....	.0.....
8. 2013.....	.XXX.....	.XXX.....	.XXX.....	.XXX.....	.XXX.....	.XXX.....	.0.....	.0.....	.0.....	.0.....	.0.....	.0.....	.0.....
9. 2014.....	.XXX.....	.XXX.....	.XXX.....	.XXX.....	.XXX.....	.XXX.....	.XXX.....	.0.....	.0.....	.0.....	.0.....	.0.....	.0.....
10. 2015.....	.XXX.....	.XXX.....	.XXX.....	.XXX.....	.XXX.....	.XXX.....	.XXX.....	.XXX.....	.0.....	.0.....	.0.....	.0.....	.0.....
11. 2016.....	.XXX.....	.XXX.....	.XXX.....	.XXX.....	.XXX.....	.XXX.....	.XXX.....	.XXX.....	.XXX.....	.0.....	.0.....	.0.....	.0.....

NONE

SCHEDULE P - PART 3G - SPECIAL LIABILITY (OCEAN MARINE, AIRCRAFT (ALL PERILS), BOILER AND MACHINERY)

1. Prior.....	.000.....	.0.....	.0.....	.0.....	.0.....	.0.....	.0.....	.0.....	.0.....	.0.....	.XXX.....	.XXX.....
2. 2007.....	0.....	.0.....	.0.....	.0.....	.0.....	.0.....	.0.....	.0.....	.0.....	.0.....	.XXX.....	.XXX.....
3. 2008.....	.XXX.....	.0.....	.0.....	.0.....	.0.....	.0.....	.0.....	.0.....	.0.....	.0.....	.XXX.....	.XXX.....
4. 2009.....	.XXX.....	.XXX.....	.0.....	.0.....	.0.....	.0.....	.0.....	.0.....	.0.....	.0.....	.XXX.....	.XXX.....
5. 2010.....	.XXX.....	.XXX.....	.XXX.....	.0.....	.0.....	.0.....	.0.....	.0.....	.0.....	.0.....	.XXX.....	.XXX.....
6. 2011.....	.XXX.....	.XXX.....	.XXX.....	.XXX.....	.0.....	.0.....	.0.....	.0.....	.0.....	.0.....	.XXX.....	.XXX.....
7. 2012.....	.XXX.....	.XXX.....	.XXX.....	.XXX.....	.XXX.....	.0.....	.0.....	.0.....	.0.....	.0.....	.XXX.....	.XXX.....
8. 2013.....	.XXX.....	.XXX.....	.XXX.....	.XXX.....	.XXX.....	.XXX.....	.0.....	.0.....	.0.....	.0.....	.XXX.....	.XXX.....
9. 2014.....	.XXX.....	.XXX.....	.XXX.....	.XXX.....	.XXX.....	.XXX.....	.XXX.....	.0.....	.0.....	.0.....	.XXX.....	.XXX.....
10. 2015.....	.XXX.....	.XXX.....	.XXX.....	.XXX.....	.XXX.....	.XXX.....	.XXX.....	.XXX.....	.0.....	.0.....	.XXX.....	.XXX.....
11. 2016.....	.XXX.....	.XXX.....	.XXX.....	.XXX.....	.XXX.....	.XXX.....	.XXX.....	.XXX.....	.XXX.....	.0.....	.XXX.....	.XXX.....

SCHEDULE P - PART 3H - SECTION 1 - OTHER LIABILITY - OCCURRENCE

1. Prior.....	.000.....	18,608	25,472	30,378	33,419	33,865	33,925	34,540	34,561	34,774	.1	.0
2. 2007.....	1,569	3,889	7,250	12,974	15,487	15,945	17,310	17,310	17,310	17,310	.57	.33
3. 2008.....	.XXX.....	1,151	10,833	17,102	22,688	25,602	26,549	27,099	27,099	27,099	.82	.32
4. 2009.....	.XXX.....	.XXX.....	1,865	4,949	7,926	11,233	13,920	14,401	15,621	15,949	.73	.59
5. 2010.....	.XXX.....	.XXX.....	.XXX.....	1,569	9,132	18,740	21,738	24,700	26,711	27,150	.78	.53
6. 2011.....	.XXX.....	.XXX.....	.XXX.....	.XXX.....	224	9,439	13,889	15,959	17,739	19,541	.68	.49
7. 2012.....	.XXX.....	.XXX.....	.XXX.....	.XXX.....	.XXX.....	93	2,915	10,054	13,838	15,924	.67	.45
8. 2013.....	.XXX.....	.XXX.....	.XXX.....	.XXX.....	.XXX.....	.XXX.....	229	6,005	10,185	17,267	.61	.105
9. 2014.....	.XXX.....	.XXX.....	.XXX.....	.XXX.....	.XXX.....	.XXX.....	.XXX.....	.57	8,812	16,385	.51	.39
10. 2015.....	.XXX.....	.XXX.....	.XXX.....	.XXX.....	.XXX.....	.XXX.....	.XXX.....	.XXX.....	538	11,565	.20	.16
11. 2016.....	.XXX.....	.XXX.....	.XXX.....	.XXX.....	.XXX.....	.XXX.....	.XXX.....	.XXX.....	.XXX.....	1,256	.2	.6

SCHEDULE P - PART 3H - SECTION 2 - OTHER LIABILITY - CLAIMS-MADE

1. Prior.....	.000.....	.0.....	.0.....	.0.....	.0.....	.0.....	.0.....	.0.....	.0.....	.0.....	.0.....	.0.....
2. 2007.....	0.....	.0.....	.0.....	.0.....	.0.....	.0.....	.0.....	.0.....	.0.....	.0.....	.0.....	.0.....
3. 2008.....	.XXX.....	.0.....	.0.....	.0.....	.0.....	.0.....	.0.....	.0.....	.0.....	.0.....	.0.....	.0.....
4. 2009.....	.XXX.....	.XXX.....	.0.....	.0.....	.0.....	.0.....	.0.....	.0.....	.0.....	.0.....	.0.....	.0.....
5. 2010.....	.XXX.....	.XXX.....	.XXX.....	.0.....	.0.....	.0.....	.0.....	.0.....	.0.....	.0.....	.0.....	.0.....
6. 2011.....	.XXX.....	.XXX.....	.XXX.....	.XXX.....	.0.....	.0.....	.0.....	.0.....	.0.....	.0.....	.0.....	.0.....
7. 2012.....	.XXX.....	.XXX.....	.XXX.....	.XXX.....	.XXX.....	.0.....	.0.....	.0.....	.0.....	.0.....	.0.....	.0.....
8. 2013.....	.XXX.....	.XXX.....	.XXX.....	.XXX.....	.XXX.....	.XXX.....	.0.....	.0.....	.0.....	.0.....	.0.....	.0.....
9. 2014.....	.XXX.....	.XXX.....	.XXX.....	.XXX.....	.XXX.....	.XXX.....	.XXX.....	.0.....	.0.....	.0.....	.0.....	.0.....
10. 2015.....	.XXX.....	.XXX.....	.XXX.....	.XXX.....	.XXX.....	.XXX.....	.XXX.....	.XXX.....	.0.....	.0.....	.0.....	.0.....
11. 2016.....	.XXX.....	.XXX.....	.XXX.....	.XXX.....	.XXX.....	.XXX.....	.XXX.....	.XXX.....	.XXX.....	.0.....	.0.....	.0.....

NONE

SCHEDULE P - PART 3I - SPECIAL PROPERTY (FIRE, ALLIED LINES, INLAND MARINE, EARTHQUAKE, BURGLARY AND THEFT)

Years in Which Losses Were Incurred	Cumulative Paid Net Losses and Defense and Containment Expenses Reported at Year End (\$000 omitted)										11 Number of Claims Closed With Loss Payment	12 Number of Claims Closed Without Loss Payment
	1 2007	2 2008	3 2009	4 2010	5 2011	6 2012	7 2013	8 2014	9 2015	10 2016		
1. Prior.....	XXX	XXX	XXX	XXX	XXX	XXX	XXX	000	3,422	4,363	XXX	XXX
2. 2015.....	XXX	XXX	XXX	XXX	XXX	XXX	XXX	XXX	11,833	14,382	XXX	XXX
3. 2016.....	XXX	XXX	XXX	XXX	XXX	XXX	XXX	XXX	XXX	10,792	XXX	XXX

SCHEDULE P - PART 3J - AUTO PHYSICAL DAMAGE

1. Prior.....	XXX	XXX	XXX	XXX	XXX	XXX	XXX	000	(3,322)	(4,303)	472	92
2. 2015.....	XXX	XXX	XXX	XXX	XXX	XXX	XXX	XXX	524,692	520,716	366,827	63,528
3. 2016.....	XXX	XXX	XXX	XXX	XXX	XXX	XXX	XXX	XXX	575,031	348,388	58,943

SCHEDULE P - PART 3K - FIDELITY/SURETY

1. Prior.....	XXX	XXX	XXX	XXX	XXX	XXX	XXX	000	0	0	XXX	XXX
2. 2015.....	XXX	XXX	XXX	XXX	XXX	XXX	XXX	XXX	0	0	XXX	XXX
3. 2016.....	XXX	XXX	XXX	XXX	XXX	XXX	XXX	XXX	0	0	XXX	XXX

NONE

SCHEDULE P - PART 3L - OTHER (INCLUDING CREDIT, ACCIDENT AND HEALTH)

1. Prior.....	XXX	XXX	XXX	XXX	XXX	XXX	XXX	000	1,768	2,118	XXX	XXX
2. 2015.....	XXX	XXX	XXX	XXX	XXX	XXX	XXX	XXX	4,483	6,166	XXX	XXX
3. 2016.....	XXX	XXX	XXX	XXX	XXX	XXX	XXX	XXX	XXX	4,859	XXX	XXX

SCHEDULE P - PART 3M - INTERNATIONAL

1. Prior.....	000	0	0	0	0	0	0	0	0	0	XXX	XXX
2. 2007.....	0	0	0	0	0	0	0	0	0	0	XXX	XXX
3. 2008.....	XXX	0	0	0	0	0	0	0	0	0	XXX	XXX
4. 2009.....	XXX	XXX	0	0	0	0	0	0	0	0	XXX	XXX
5. 2010.....	XXX	XXX	XXX	0	0	0	0	0	0	0	XXX	XXX
6. 2011.....	XXX	XXX	XXX	XXX	0	0	0	0	0	0	XXX	XXX
7. 2012.....	XXX	XXX	XXX	XXX	XXX	0	0	0	0	0	XXX	XXX
8. 2013.....	XXX	XXX	XXX	XXX	XXX	XXX	0	0	0	0	XXX	XXX
9. 2014.....	XXX	XXX	XXX	XXX	XXX	XXX	XXX	0	0	0	XXX	XXX
10. 2015.....	XXX	XXX	XXX	XXX	XXX	XXX	XXX	XXX	0	0	XXX	XXX
11. 2016.....	XXX	XXX	XXX	XXX	XXX	XXX	XXX	XXX	XXX	0	XXX	XXX

NONE

SCHEDULE P - PART 3N - REINSURANCE

NONPROPORTIONAL ASSUMED PROPERTY

Years in Which Losses Were Incurred	Cumulative Paid Net Losses and Defense and Cost Containment Expenses Reported at Year End (\$000 omitted)										11 Number of Claims Closed With Loss Payment	12 Number of Claims Closed Without Loss Payment	
	1 2007	2 2008	3 2009	4 2010	5 2011	6 2012	7 2013	8 2014	9 2015	10 2016			
1. Prior.....	.000.....0000000000	XXX.....	XXX.....
2. 2007.....00000000000	XXX.....	XXX.....
3. 2008.....	XXX.....0000000000	XXX.....	XXX.....
4. 2009.....	XXX.....	XXX.....000000000	XXX.....	XXX.....
5. 2010.....	XXX.....	XXX.....	XXX.....00000000	XXX.....	XXX.....
6. 2011.....	XXX.....	XXX.....	XXX.....	XXX.....0000000	XXX.....	XXX.....
7. 2012.....	XXX.....	XXX.....	XXX.....	XXX.....	XXX.....000000	XXX.....	XXX.....
8. 2013.....	XXX.....	XXX.....	XXX.....	XXX.....	XXX.....	XXX.....00000	XXX.....	XXX.....
9. 2014.....	XXX.....	XXX.....	XXX.....	XXX.....	XXX.....	XXX.....	XXX.....0000	XXX.....	XXX.....
10. 2015.....	XXX.....	XXX.....	XXX.....	XXX.....	XXX.....	XXX.....	XXX.....	XXX.....000	XXX.....	XXX.....
11. 2016.....	XXX.....	XXX.....	XXX.....	XXX.....	XXX.....	XXX.....	XXX.....	XXX.....	XXX.....00	XXX.....	XXX.....

NONE

SCHEDULE P - PART 3O - REINSURANCE

NONPROPORTIONAL ASSUMED LIABILITY

1. Prior.....	.000.....4467669461,0151,1741,2401,3021,8782,016	XXX.....	XXX.....
2. 2007.....0000000000	XXX.....	XXX.....
3. 2008.....	XXX.....000000000	XXX.....	XXX.....
4. 2009.....	XXX.....	XXX.....00000000	XXX.....	XXX.....
5. 2010.....	XXX.....	XXX.....	XXX.....0000000	XXX.....	XXX.....
6. 2011.....	XXX.....	XXX.....	XXX.....	XXX.....000000	XXX.....	XXX.....
7. 2012.....	XXX.....	XXX.....	XXX.....	XXX.....	XXX.....00000	XXX.....	XXX.....
8. 2013.....	XXX.....	XXX.....	XXX.....	XXX.....	XXX.....	XXX.....0000	XXX.....	XXX.....
9. 2014.....	XXX.....	XXX.....	XXX.....	XXX.....	XXX.....	XXX.....	XXX.....000	XXX.....	XXX.....
10. 2015.....	XXX.....	XXX.....	XXX.....	XXX.....	XXX.....	XXX.....	XXX.....	XXX.....00	XXX.....	XXX.....
11. 2016.....	XXX.....	XXX.....	XXX.....	XXX.....	XXX.....	XXX.....	XXX.....	XXX.....	XXX.....0	XXX.....	XXX.....

SCHEDULE P - PART 3P - REINSURANCE

NONPROPORTIONAL ASSUMED FINANCIAL LINES

1. Prior.....	.000.....0000000000	XXX.....	XXX.....
2. 2007.....00000000000	XXX.....	XXX.....
3. 2008.....	XXX.....0000000000	XXX.....	XXX.....
4. 2009.....	XXX.....	XXX.....000000000	XXX.....	XXX.....
5. 2010.....	XXX.....	XXX.....	XXX.....00000000	XXX.....	XXX.....
6. 2011.....	XXX.....	XXX.....	XXX.....	XXX.....0000000	XXX.....	XXX.....
7. 2012.....	XXX.....	XXX.....	XXX.....	XXX.....	XXX.....000000	XXX.....	XXX.....
8. 2013.....	XXX.....	XXX.....	XXX.....	XXX.....	XXX.....	XXX.....00000	XXX.....	XXX.....
9. 2014.....	XXX.....	XXX.....	XXX.....	XXX.....	XXX.....	XXX.....	XXX.....0000	XXX.....	XXX.....
10. 2015.....	XXX.....	XXX.....	XXX.....	XXX.....	XXX.....	XXX.....	XXX.....	XXX.....000	XXX.....	XXX.....
11. 2016.....	XXX.....	XXX.....	XXX.....	XXX.....	XXX.....	XXX.....	XXX.....	XXX.....	XXX.....00	XXX.....	XXX.....

NONE

SCHEDULE P - PART 3R-SECTION 1 - PRODUCTS LIABILITY - OCCURRENCE

Years in Which Losses Were Incurred	Cumulative Paid Net Losses and Defense and Cost Containment Expenses Reported at Year End (\$000 omitted)										11 Number of Claims Closed With Loss Payment	12 Number of Claims Closed Without Loss Payment	
	1 2007	2 2008	3 2009	4 2010	5 2011	6 2012	7 2013	8 2014	9 2015	10 2016			
1. Prior.....	.000.....	.0.....	.0.....	.0.....	.0.....	.0.....	.0.....	.0.....	.0.....	.0.....	.0.....	.0.....	.0.....
2. 2007.....	0.....	.0.....	.0.....	.0.....	.0.....	.0.....	.0.....	.0.....	.0.....	.0.....	.0.....	.0.....	.0.....
3. 2008.....	.XXX.....	.0.....	.0.....	.0.....	.0.....	.0.....	.0.....	.0.....	.0.....	.0.....	.0.....	.0.....	.0.....
4. 2009.....	.XXX.....	.XXX.....	.0.....	.0.....	.0.....	.0.....	.0.....	.0.....	.0.....	.0.....	.0.....	.0.....	.0.....
5. 2010.....	.XXX.....	.XXX.....	.XXX.....	.0.....	.0.....	.0.....	.0.....	.0.....	.0.....	.0.....	.0.....	.0.....	.0.....
6. 2011.....	.XXX.....	.XXX.....	.XXX.....	.XXX.....	.0.....	.0.....	.0.....	.0.....	.0.....	.0.....	.0.....	.0.....	.0.....
7. 2012.....	.XXX.....	.XXX.....	.XXX.....	.XXX.....	.XXX.....	.0.....	.0.....	.0.....	.0.....	.0.....	.0.....	.0.....	.0.....
8. 2013.....	.XXX.....	.XXX.....	.XXX.....	.XXX.....	.XXX.....	.XXX.....	.0.....	.0.....	.0.....	.0.....	.0.....	.0.....	.0.....
9. 2014.....	.XXX.....	.XXX.....	.XXX.....	.XXX.....	.XXX.....	.XXX.....	.XXX.....	.0.....	.0.....	.0.....	.0.....	.0.....	.0.....
10. 2015.....	.XXX.....	.XXX.....	.XXX.....	.XXX.....	.XXX.....	.XXX.....	.XXX.....	.XXX.....	.0.....	.0.....	.0.....	.0.....	.0.....
11. 2016.....	.XXX.....	.XXX.....	.XXX.....	.XXX.....	.XXX.....	.XXX.....	.XXX.....	.XXX.....	.XXX.....	.0.....	.0.....	.0.....	.0.....

NONE

SCHEDULE P - PART 3R-SECTION 2 - PRODUCTS LIABILITY- CLAIMS-MADE

1. Prior.....	.000.....	.0.....	.0.....	.0.....	.0.....	.0.....	.0.....	.0.....	.0.....	.0.....	.0.....	.0.....	.0.....
2. 2007.....	0.....	.0.....	.0.....	.0.....	.0.....	.0.....	.0.....	.0.....	.0.....	.0.....	.0.....	.0.....	.0.....
3. 2008.....	.XXX.....	.0.....	.0.....	.0.....	.0.....	.0.....	.0.....	.0.....	.0.....	.0.....	.0.....	.0.....	.0.....
4. 2009.....	.XXX.....	.XXX.....	.0.....	.0.....	.0.....	.0.....	.0.....	.0.....	.0.....	.0.....	.0.....	.0.....	.0.....
5. 2010.....	.XXX.....	.XXX.....	.XXX.....	.0.....	.0.....	.0.....	.0.....	.0.....	.0.....	.0.....	.0.....	.0.....	.0.....
6. 2011.....	.XXX.....	.XXX.....	.XXX.....	.XXX.....	.0.....	.0.....	.0.....	.0.....	.0.....	.0.....	.0.....	.0.....	.0.....
7. 2012.....	.XXX.....	.XXX.....	.XXX.....	.XXX.....	.XXX.....	.0.....	.0.....	.0.....	.0.....	.0.....	.0.....	.0.....	.0.....
8. 2013.....	.XXX.....	.XXX.....	.XXX.....	.XXX.....	.XXX.....	.XXX.....	.0.....	.0.....	.0.....	.0.....	.0.....	.0.....	.0.....
9. 2014.....	.XXX.....	.XXX.....	.XXX.....	.XXX.....	.XXX.....	.XXX.....	.XXX.....	.0.....	.0.....	.0.....	.0.....	.0.....	.0.....
10. 2015.....	.XXX.....	.XXX.....	.XXX.....	.XXX.....	.XXX.....	.XXX.....	.XXX.....	.XXX.....	.0.....	.0.....	.0.....	.0.....	.0.....
11. 2016.....	.XXX.....	.XXX.....	.XXX.....	.XXX.....	.XXX.....	.XXX.....	.XXX.....	.XXX.....	.XXX.....	.0.....	.0.....	.0.....	.0.....

NONE

SCHEDULE P - PART 3S - FINANCIAL GUARANTY/MORTGAGE GUARANTY

1. Prior.....	.XXX.....	.XXX.....	.XXX.....	.XXX.....	.XXX.....	.XXX.....	.XXX.....	.000.....	.0.....	.0.....	.XXX.....	.XXX.....
2. 2015.....	.XXX.....	.XXX.....	.XXX.....	.XXX.....	.XXX.....	.XXX.....	.XXX.....	.XXX.....	.0.....	.0.....	.XXX.....	.XXX.....
3. 2016.....	.XXX.....	.XXX.....	.XXX.....	.XXX.....	.XXX.....	.XXX.....	.XXX.....	.XXX.....	.XXX.....	.0.....	.XXX.....	.XXX.....

NONE

SCHEDULE P - PART 3T - WARRANTY

1. Prior.....	.XXX.....	.XXX.....	.XXX.....	.XXX.....	.XXX.....	.XXX.....	.XXX.....	.000.....	.0.....	.0.....	.0.....	.0.....
2. 2015.....	.XXX.....	.XXX.....	.XXX.....	.XXX.....	.XXX.....	.XXX.....	.XXX.....	.XXX.....	.0.....	.0.....	.0.....	.0.....
3. 2016.....	.XXX.....	.XXX.....	.XXX.....	.XXX.....	.XXX.....	.XXX.....	.XXX.....	.XXX.....	.XXX.....	.0.....	.0.....	.0.....

NONE

Metropolitan Property and Casualty Insurance Company**SCHEDULE P - PART 4A - HOMEOWNERS/FARMOWNERS**

Bulk and IBNR Reserves on Net Losses and Defense and Cost Containment Expenses Reported at Year End (\$000 omitted)

Years in Which Losses Were Incurred	1	2	3	4	5	6	7	8	9	10
	2007	2008	2009	2010	2011	2012	2013	2014	2015	2016
1. Prior.....	116,356	46,934	22,646	16,836	9,389	4,577	1,117	866	108	58
2. 2007.....	59,350	23,250	8,716	7,254	2,451	1,371	1,562	1,384	62	47
3. 2008.....	XXX	93,574	46,680	12,649	5,082	3,315	4,140	3,349	958	109
4. 2009.....	XXX	XXX	46,035	23,049	9,124	6,287	3,976	2,999	898	50
5. 2010.....	XXX	XXX	XXX	50,643	19,188	10,244	4,609	3,295	1,815	1,388
6. 2011.....	XXX	XXX	XXX	XXX	92,131	35,643	10,652	6,592	2,824	1,514
7. 2012.....	XXX	XXX	XXX	XXX	XXX	65,649	27,172	16,457	7,402	5,059
8. 2013.....	XXX	XXX	XXX	XXX	XXX	XXX	54,723	25,535	6,818	4,529
9. 2014.....	XXX	XXX	XXX	XXX	XXX	XXX	XXX	50,613	10,655	7,495
10. 2015.....	XXX	XXX	XXX	XXX	XXX	XXX	XXX	XXX	62,168	16,088
11. 2016.....	XXX	XXX	XXX	XXX	XXX	XXX	XXX	XXX	XXX	52,904

SCHEDULE P - PART 4B - PRIVATE PASSENGER AUTO LIABILITY/MEDICAL

1. Prior.....	302,429	143,864	67,180	33,112	18,901	16,954	16,883	15,550	16,187	16,343
2. 2007.....	172,236	91,306	53,764	26,083	6,296	3,966	2,666	782	659	636
3. 2008.....	XXX	125,003	82,516	51,954	17,466	8,372	4,336	3,032	1,300	730
4. 2009.....	XXX	XXX	128,022	96,310	54,689	17,973	10,408	4,735	3,273	3,025
5. 2010.....	XXX	XXX	XXX	119,837	74,659	35,058	22,931	8,682	4,038	2,944
6. 2011.....	XXX	XXX	XXX	XXX	117,285	71,618	40,479	18,125	8,402	3,760
7. 2012.....	XXX	XXX	XXX	XXX	XXX	127,735	73,374	42,167	18,854	6,220
8. 2013.....	XXX	XXX	XXX	XXX	XXX	XXX	135,032	68,715	27,802	11,821
9. 2014.....	XXX	XXX	XXX	XXX	XXX	XXX	XXX	115,151	44,010	21,867
10. 2015.....	XXX	XXX	XXX	XXX	XXX	XXX	XXX	XXX	116,193	59,111
11. 2016.....	XXX	XXX	XXX	XXX	XXX	XXX	XXX	XXX	XXX	143,016

SCHEDULE P - PART 4C - COMMERCIAL AUTO/TRUCK LIABILITY/MEDICAL

1. Prior.....	0	0	0	0	0	0	0	0	0	0
2. 2007.....	0	0	0	0	0	0	0	0	0	0
3. 2008.....	XXX	0	0	0	0	0	0	0	0	0
4. 2009.....	XXX	XXX	0	0	0	0	0	0	0	0
5. 2010.....	XXX	XXX	XXX	0	0	0	0	0	0	0
6. 2011.....	XXX	XXX	XXX	XXX	0	0	0	0	0	0
7. 2012.....	XXX	XXX	XXX	XXX	XXX	0	0	0	0	0
8. 2013.....	XXX	XXX	XXX	XXX	XXX	XXX	0	0	0	0
9. 2014.....	XXX	XXX	XXX	XXX	XXX	XXX	XXX	0	0	0
10. 2015.....	XXX	XXX	XXX	XXX	XXX	XXX	XXX	XXX	0	0
11. 2016.....	XXX	XXX	XXX	XXX	XXX	XXX	XXX	XXX	XXX	150

**SCHEDULE P - PART 4D - WORKERS' COMPENSATION
(EXCLUDING EXCESS WORKERS' COMPENSATION)**

1. Prior.....	12	7	5	2	1	0	0	0	0	0
2. 2007.....	4	2	1	1	0	0	0	0	0	0
3. 2008.....	XXX	11	5	1	1	0	0	0	0	0
4. 2009.....	XXX	XXX	3	2	1	1	0	0	0	0
5. 2010.....	XXX	XXX	XXX	7	3	1	0	0	0	0
6. 2011.....	XXX	XXX	XXX	XXX	6	5	1	1	0	0
7. 2012.....	XXX	XXX	XXX	XXX	XXX	7	4	3	0	0
8. 2013.....	XXX	XXX	XXX	XXX	XXX	XXX	4	3	0	0
9. 2014.....	XXX	XXX	XXX	XXX	XXX	XXX	XXX	3	0	0
10. 2015.....	XXX	XXX	XXX	XXX	XXX	XXX	XXX	XXX	0	0
11. 2016.....	XXX	XXX	XXX	XXX	XXX	XXX	XXX	XXX	XXX	0

SCHEDULE P - PART 4E - COMMERCIAL MULTIPLE PERIL

1. Prior.....	0	0	0	0	0	0	0	0	0	0
2. 2007.....	0	0	0	0	0	0	0	0	0	0
3. 2008.....	XXX	0	0	0	0	0	0	0	0	0
4. 2009.....	XXX	XXX	0	0	0	0	0	0	0	0
5. 2010.....	XXX	XXX	XXX	0	0	0	0	0	0	0
6. 2011.....	XXX	XXX	XXX	XXX	0	0	0	0	0	0
7. 2012.....	XXX	XXX	XXX	XXX	XXX	0	0	0	0	0
8. 2013.....	XXX	XXX	XXX	XXX	XXX	XXX	0	0	0	0
9. 2014.....	XXX	XXX	XXX	XXX	XXX	XXX	XXX	2	2	2
10. 2015.....	XXX	XXX	XXX	XXX	XXX	XXX	XXX	XXX	173	(65)
11. 2016.....	XXX	XXX	XXX	XXX	XXX	XXX	XXX	XXX	XXX	2,069

SCHEDULE P - PART 4F - SECTION 1 - MEDICAL PROFESSIONAL LIABILITY - OCCURRENCE

Years in Which Losses Were Incurred	Bulk and IBNR Reserves on Net Losses and Defense and Cost Containment Expenses Reported at Year End (\$000 omitted)									
	1	2	3	4	5	6	7	8	9	10
	2007	2008	2009	2010	2011	2012	2013	2014	2015	2016
1. Prior.....	0	0	0	0	0	0	0	0	0	0
2. 2007.....	0	0	0	0	0	0	0	0	0	0
3. 2008.....	XXX	0	0	0	0	0	0	0	0	0
4. 2009.....	XXX	XXX	0	0	0	0	0	0	0	0
5. 2010.....	XXX	XXX	XXX	0	0	0	0	0	0	0
6. 2011.....	XXX	XXX	XXX	XXX	0	0	0	0	0	0
7. 2012.....	XXX	XXX	XXX	XXX	XXX	0	0	0	0	0
8. 2013.....	XXX	XXX	XXX	XXX	XXX	XXX	0	0	0	0
9. 2014.....	XXX	XXX	XXX	XXX	XXX	XXX	XXX	0	0	0
10. 2015.....	XXX	XXX	XXX	XXX	XXX	XXX	XXX	XXX	0	0
11. 2016.....	XXX	XXX	XXX	XXX	XXX	XXX	XXX	XXX	XXX	0

NONE

SCHEDULE P - PART 4F - SECTION 2 - MEDICAL PROFESSIONAL LIABILITY - CLAIMS-MADE

1. Prior.....	0	0	0	0	0	0	0	0	0	0
2. 2007.....	0	0	0	0	0	0	0	0	0	0
3. 2008.....	XXX	0	0	0	0	0	0	0	0	0
4. 2009.....	XXX	XXX	0	0	0	0	0	0	0	0
5. 2010.....	XXX	XXX	XXX	0	0	0	0	0	0	0
6. 2011.....	XXX	XXX	XXX	XXX	0	0	0	0	0	0
7. 2012.....	XXX	XXX	XXX	XXX	XXX	0	0	0	0	0
8. 2013.....	XXX	XXX	XXX	XXX	XXX	XXX	0	0	0	0
9. 2014.....	XXX	XXX	XXX	XXX	XXX	XXX	XXX	0	0	0
10. 2015.....	XXX	XXX	XXX	XXX	XXX	XXX	XXX	XXX	0	0
11. 2016.....	XXX	XXX	XXX	XXX	XXX	XXX	XXX	XXX	XXX	0

NONE

SCHEDULE P - PART 4G - SPECIAL LIABILITY (OCEAN MARINE, AIRCRAFT (ALL PERILS), BOILER AND MACHINERY)

1. Prior.....	42	5	3	0	0	0	0	0	0	0
2. 2007.....	0	0	0	0	0	0	0	0	0	0
3. 2008.....	XXX	0	0	0	0	0	0	0	0	0
4. 2009.....	XXX	XXX	0	0	0	0	0	0	0	0
5. 2010.....	XXX	XXX	XXX	0	0	0	0	0	0	0
6. 2011.....	XXX	XXX	XXX	XXX	0	0	0	0	0	0
7. 2012.....	XXX	XXX	XXX	XXX	XXX	0	0	0	0	0
8. 2013.....	XXX	XXX	XXX	XXX	XXX	XXX	0	0	0	0
9. 2014.....	XXX	XXX	XXX	XXX	XXX	XXX	XXX	0	0	0
10. 2015.....	XXX	XXX	XXX	XXX	XXX	XXX	XXX	XXX	0	0
11. 2016.....	XXX	XXX	XXX	XXX	XXX	XXX	XXX	XXX	XXX	0

SCHEDULE P - PART 4H - SECTION 1 - OTHER LIABILITY - OCCURRENCE

1. Prior.....	18,259	8,721	3,563	422	349	127	(6)	(13)	(14)	(13)
2. 2007.....	18,824	12,191	10,462	3,627	565	179	37	93	0	0
3. 2008.....	XXX	13,932	7,018	5,198	2,025	1,389	57	893	(1)	0
4. 2009.....	XXX	XXX	14,143	8,063	5,001	2,372	885	1,012	(3)	0
5. 2010.....	XXX	XXX	15,965	10,823	6,707	1,554	1,170	1,170	(4)	(3)
6. 2011.....	XXX	XXX	XXX	XXX	15,811	8,429	5,479	2,296	(4)	(3)
7. 2012.....	XXX	XXX	XXX	XXX	XXX	16,316	8,606	5,708	1,622	(6)
8. 2013.....	XXX	XXX	XXX	XXX	XXX	XXX	17,067	10,875	3,277	1,166
9. 2014.....	XXX	XXX	XXX	XXX	XXX	XXX	XXX	16,850	6,871	3,522
10. 2015.....	XXX	XXX	XXX	XXX	XXX	XXX	XXX	XXX	17,153	7,301
11. 2016.....	XXX	XXX	XXX	XXX	XXX	XXX	XXX	XXX	XXX	18,020

SCHEDULE P - PART 4H - SECTION 2 - OTHER LIABILITY - CLAIMS-MADE

1. Prior.....	0	0	0	0	0	0	0	0	0	0
2. 2007.....	0	0	0	0	0	0	0	0	0	0
3. 2008.....	XXX	0	0	0	0	0	0	0	0	0
4. 2009.....	XXX	XXX	0	0	0	0	0	0	0	0
5. 2010.....	XXX	XXX	XXX	0	0	0	0	0	0	0
6. 2011.....	XXX	XXX	XXX	XXX	0	0	0	0	0	0
7. 2012.....	XXX	XXX	XXX	XXX	XXX	0	0	0	0	0
8. 2013.....	XXX	XXX	XXX	XXX	XXX	XXX	0	0	0	0
9. 2014.....	XXX	XXX	XXX	XXX	XXX	XXX	XXX	0	0	0
10. 2015.....	XXX	XXX	XXX	XXX	XXX	XXX	XXX	XXX	0	0
11. 2016.....	XXX	XXX	XXX	XXX	XXX	XXX	XXX	XXX	XXX	0

NONE

SCHEDULE P - PART 4I - SPECIAL PROPERTY (FIRE, ALLIED LINES, INLAND MARINE, EARTHQUAKE, BURGLARY AND THEFT)

Years in Which Losses Were Incurred	Bulk and IBNR Reserves on Net Losses and Defense and Cost Containment Expenses Reported at Year End (\$000 omitted)									
	1	2	3	4	5	6	7	8	9	10
	2007	2008	2009	2010	2011	2012	2013	2014	2015	2016
1. Prior.....	XXX	XXX	XXX	XXX	XXX	XXX	XXX	5,396	1,522	763
2. 2015.....	XXX	XXX	XXX	XXX	XXX	XXX	XXX	XXX	2,523	514
3. 2016.....	XXX	XXX	XXX	XXX	XXX	XXX	XXX	XXX	XXX	1,726

SCHEDULE P - PART 4J - AUTO PHYSICAL DAMAGE

1. Prior.....	XXX	XXX	XXX	XXX	XXX	XXX	XXX	(43,052)	(1,811)	(715)
2. 2015.....	XXX	XXX	XXX	XXX	XXX	XXX	XXX	XXX	(46,648)	(1,719)
3. 2016.....	XXX	XXX	XXX	XXX	XXX	XXX	XXX	XXX	XXX	(51,022)

SCHEDULE P - PART 4K - FIDELITY/SURETY

1. Prior.....	XXX	XXX	XXX	XXX	XXX	XXX	XXX	0	0	0
2. 2015.....	XXX	XXX	XXX	XXX	XXX	XXX	XXX	XXX	0	0
3. 2016.....	XXX	XXX	XXX	XXX	XXX	XXX	XXX	XXX	XXX	0

NONE

SCHEDULE P - PART 4L - OTHER (INCLUDING CREDIT, ACCIDENT AND HEALTH)

1. Prior.....	XXX	XXX	XXX	XXX	XXX	XXX	XXX	0	0	0
2. 2015.....	XXX	XXX	XXX	XXX	XXX	XXX	XXX	XXX	0	0
3. 2016.....	XXX	XXX	XXX	XXX	XXX	XXX	XXX	XXX	XXX	0

NONE

SCHEDULE P - PART 4M - INTERNATIONAL

1. Prior.....	0	0	0	0	0	0	0	0	0	0
2. 2007.....	0	0	0	0	0	0	0	0	0	0
3. 2008.....	XXX	0	0	0	0	0	0	0	0	0
4. 2009.....	XXX	XXX	0	0	0	0	0	0	0	0
5. 2010.....	XXX	XXX	XXX	0	0	0	0	0	0	0
6. 2011.....	XXX	XXX	XXX	XXX	0	0	0	0	0	0
7. 2012.....	XXX	XXX	XXX	XXX	XXX	0	0	0	0	0
8. 2013.....	XXX	XXX	XXX	XXX	XXX	XXX	0	0	0	0
9. 2014.....	XXX	XXX	XXX	XXX	XXX	XXX	XXX	0	0	0
10. 2015.....	XXX	XXX	XXX	XXX	XXX	XXX	XXX	XXX	0	0
11. 2016.....	XXX	XXX	XXX	XXX	XXX	XXX	XXX	XXX	XXX	0

NONE

SCHEDULE P - PART 4N - REINSURANCE

NONPROPORTIONAL ASSUMED PROPERTY

Years in Which Losses Were Incurred	Bulk and IBNR Reserves on Net Losses and Defense and Cost Containment Expenses Reported at Year End (\$000 omitted)									
	1 2007	2 2008	3 2009	4 2010	5 2011	6 2012	7 2013	8 2014	9 2015	10 2016
1. Prior.....0000000000
2. 2007.....0000000000
3. 2008.....	XXX.....000000000
4. 2009.....	XXX.....	XXX.....00000000
5. 2010.....	XXX.....	XXX.....	XXX.....0000000
6. 2011.....	XXX.....	XXX.....	XXX.....	XXX.....000000
7. 2012.....	XXX.....	XXX.....	XXX.....	XXX.....	XXX.....00000
8. 2013.....	XXX.....	XXX.....	XXX.....	XXX.....	XXX.....	XXX.....0000
9. 2014.....	XXX.....	XXX.....	XXX.....	XXX.....	XXX.....	XXX.....	XXX.....000
10. 2015.....	XXX.....	XXX.....	XXX.....	XXX.....	XXX.....	XXX.....	XXX.....	XXX.....00
11. 2016.....	XXX.....	XXX.....	XXX.....	XXX.....	XXX.....	XXX.....	XXX.....	XXX.....	XXX.....0

NONE

SCHEDULE P - PART 4O - REINSURANCE

NONPROPORTIONAL ASSUMED LIABILITY

1. Prior.....200200200200200200200200200200
2. 2007.....0000000000
3. 2008.....	XXX.....000000000
4. 2009.....	XXX.....	XXX.....00000000
5. 2010.....	XXX.....	XXX.....	XXX.....0000000
6. 2011.....	XXX.....	XXX.....	XXX.....	XXX.....000000
7. 2012.....	XXX.....	XXX.....	XXX.....	XXX.....	XXX.....00000
8. 2013.....	XXX.....	XXX.....	XXX.....	XXX.....	XXX.....	XXX.....0000
9. 2014.....	XXX.....	XXX.....	XXX.....	XXX.....	XXX.....	XXX.....	XXX.....000
10. 2015.....	XXX.....	XXX.....	XXX.....	XXX.....	XXX.....	XXX.....	XXX.....	XXX.....00
11. 2016.....	XXX.....	XXX.....	XXX.....	XXX.....	XXX.....	XXX.....	XXX.....	XXX.....	XXX.....0

SCHEDULE P - PART 4P - REINSURANCE

NONPROPORTIONAL ASSUMED FINANCIAL LINES

1. Prior.....0000000000
2. 2007.....0000000000
3. 2008.....	XXX.....000000000
4. 2009.....	XXX.....	XXX.....00000000
5. 2010.....	XXX.....	XXX.....	XXX.....0000000
6. 2011.....	XXX.....	XXX.....	XXX.....	XXX.....000000
7. 2012.....	XXX.....	XXX.....	XXX.....	XXX.....	XXX.....00000
8. 2013.....	XXX.....	XXX.....	XXX.....	XXX.....	XXX.....	XXX.....0000
9. 2014.....	XXX.....	XXX.....	XXX.....	XXX.....	XXX.....	XXX.....	XXX.....000
10. 2015.....	XXX.....	XXX.....	XXX.....	XXX.....	XXX.....	XXX.....	XXX.....	XXX.....00
11. 2016.....	XXX.....	XXX.....	XXX.....	XXX.....	XXX.....	XXX.....	XXX.....	XXX.....	XXX.....0

NONE

SCHEDULE P - PART 4R-SECTION 1 - PRODUCTS LIABILITY - OCCURRENCE

Bulk and IBNR Reserves on Net Losses and Defense and Cost Containment Expenses Reported at Year End (\$000 omitted)

Years in Which Losses Were Incurred	1	2	3	4	5	6	7	8	9	10
	2007	2008	2009	2010	2011	2012	2013	2014	2015	2016
1. Prior.....0000000000
2. 2007.....0000000000
3. 2008.....	...XXX.....000000000
4. 2009.....	...XXX.....	...XXX.....00000000
5. 2010.....	...XXX.....	...XXX.....	...XXX.....0000000
6. 2011.....	...XXX.....	...XXX.....	...XXX.....	...XXX.....000000
7. 2012.....	...XXX.....	...XXX.....	...XXX.....	...XXX.....	...XXX.....00000
8. 2013.....	...XXX.....	...XXX.....	...XXX.....	...XXX.....	...XXX.....	...XXX.....0000
9. 2014.....	...XXX.....	...XXX.....	...XXX.....	...XXX.....	...XXX.....	...XXX.....	...XXX.....000
10. 2015.....	...XXX.....	...XXX.....	...XXX.....	...XXX.....	...XXX.....	...XXX.....	...XXX.....	...XXX.....00
11. 2016.....	...XXX.....	...XXX.....	...XXX.....	...XXX.....	...XXX.....	...XXX.....	...XXX.....	...XXX.....	...XXX.....0

NONE

SCHEDULE P - PART 4R-SECTION 2 - PRODUCTS LIABILITY - CLAIMS-MADE

1. Prior.....0000000000
2. 2007.....0000000000
3. 2008.....	...XXX.....000000000
4. 2009.....	...XXX.....	...XXX.....00000000
5. 2010.....	...XXX.....	...XXX.....	...XXX.....0000000
6. 2011.....	...XXX.....	...XXX.....	...XXX.....	...XXX.....000000
7. 2012.....	...XXX.....	...XXX.....	...XXX.....	...XXX.....	...XXX.....00000
8. 2013.....	...XXX.....	...XXX.....	...XXX.....	...XXX.....	...XXX.....	...XXX.....0000
9. 2014.....	...XXX.....	...XXX.....	...XXX.....	...XXX.....	...XXX.....	...XXX.....	...XXX.....000
10. 2015.....	...XXX.....	...XXX.....	...XXX.....	...XXX.....	...XXX.....	...XXX.....	...XXX.....	...XXX.....00
11. 2016.....	...XXX.....	...XXX.....	...XXX.....	...XXX.....	...XXX.....	...XXX.....	...XXX.....	...XXX.....	...XXX.....0

NONE

SCHEDULE P - PART 4S - FINANCIAL GUARANTY/MORTGAGE GUARANTY

1. Prior.....	...XXX.....	...XXX.....	...XXX.....	...XXX.....	...XXX.....	...XXX.....	...XXX.....000
2. 2015.....	...XXX.....	...XXX.....	...XXX.....	...XXX.....	...XXX.....	...XXX.....	...XXX.....	...XXX.....00
3. 2016.....	...XXX.....	...XXX.....	...XXX.....	...XXX.....	...XXX.....	...XXX.....	...XXX.....	...XXX.....	...XXX.....0

NONE

SCHEDULE P - PART 4T - WARRANTY

1. Prior.....	...XXX.....	...XXX.....	...XXX.....	...XXX.....	...XXX.....	...XXX.....	...XXX.....000
2. 2015.....	...XXX.....	...XXX.....	...XXX.....	...XXX.....	...XXX.....	...XXX.....	...XXX.....	...XXX.....00
3. 2016.....	...XXX.....	...XXX.....	...XXX.....	...XXX.....	...XXX.....	...XXX.....	...XXX.....	...XXX.....	...XXX.....0

NONE

SCHEDULE P - PART 5A - HOMEOWNERS/FARMOWNERS

SECTION 1

Years in Which Premiums Were Earned and Losses Were Incurred	Cumulative Number of Claims Closed with Loss Payment Direct and Assumed at Year End									
	1 2007	2 2008	3 2009	4 2010	5 2011	6 2012	7 2013	8 2014	9 2015	10 2016
1. Prior.....	11,466	1,060	420	217	133	97	37	25	24	42
2. 2007.....	55,051	63,477	64,032	64,199	64,291	64,318	64,343	64,351	64,356	64,360
3. 2008.....	XXX	81,327	96,009	96,767	96,920	97,022	97,075	97,089	97,109	97,112
4. 2009.....	XXX	XXX	69,581	79,897	80,454	80,641	80,722	80,754	80,762	80,768
5. 2010.....	XXX	XXX	XXX	74,383	87,032	87,809	88,028	88,110	88,151	88,172
6. 2011.....	XXX	XXX	XXX	XXX	113,854	125,188	125,824	125,979	126,055	126,083
7. 2012.....	XXX	XXX	XXX	XXX	XXX	98,522	110,516	111,173	111,342	111,413
8. 2013.....	XXX	XXX	XXX	XXX	XXX	XXX	70,968	79,370	79,920	80,064
9. 2014.....	XXX	XXX	XXX	XXX	XXX	XXX	XXX	75,792	84,163	84,737
10. 2015.....	XXX	XXX	XXX	XXX	XXX	XXX	XXX	XXX	70,632	80,069
11. 2016.....	XXX	XXX	XXX	XXX	XXX	XXX	XXX	XXX	XXX	69,776

SECTION 2

Years in Which Premiums Were Earned and Losses Were Incurred	Number of Claims Outstanding Direct and Assumed at Year End									
	1 2007	2 2008	3 2009	4 2010	5 2011	6 2012	7 2013	8 2014	9 2015	10 2016
1. Prior.....	1,782	932	543	354	239	116	79	63	44	47
2. 2007.....	5,775	745	366	209	86	60	29	14	10	6
3. 2008.....	XXX	9,205	714	314	176	94	43	28	11	8
4. 2009.....	XXX	XXX	5,785	672	345	154	66	37	18	13
5. 2010.....	XXX	XXX	XXX	6,949	793	336	177	93	49	24
6. 2011.....	XXX	XXX	XXX	XXX	6,190	621	268	159	85	50
7. 2012.....	XXX	XXX	XXX	XXX	XXX	6,144	663	249	134	62
8. 2013.....	XXX	XXX	XXX	XXX	XXX	XXX	5,327	525	263	131
9. 2014.....	XXX	XXX	XXX	XXX	XXX	XXX	XXX	4,990	581	235
10. 2015.....	XXX	XXX	XXX	XXX	XXX	XXX	XXX	XXX	5,497	623
11. 2016.....	XXX	XXX	XXX	XXX	XXX	XXX	XXX	XXX	XXX	5,603

SECTION 3

Years in Which Premiums Were Earned and Losses Were Incurred	Cumulative Number of Claims Reported Direct and Assumed at Year End									
	1 2007	2 2008	3 2009	4 2010	5 2011	6 2012	7 2013	8 2014	9 2015	10 2016
1. Prior.....	7,982	534	217	109	58	(2)	20	4	2	0
2. 2007.....	76,417	82,331	82,748	82,837	82,870	82,891	82,893	82,889	82,892	82,892
3. 2008.....	XXX	112,420	122,974	123,536	123,657	123,707	123,720	123,731	123,739	123,740
4. 2009.....	XXX	XXX	94,330	102,351	102,779	102,863	102,893	102,909	102,910	102,920
5. 2010.....	XXX	XXX	XXX	101,412	110,988	111,568	111,706	111,747	111,768	111,780
6. 2011.....	XXX	XXX	XXX	XXX	152,712	161,752	162,274	162,410	162,459	162,477
7. 2012.....	XXX	XXX	XXX	XXX	XXX	131,821	142,108	142,678	142,781	142,810
8. 2013.....	XXX	XXX	XXX	XXX	XXX	XXX	97,333	103,547	104,045	104,128
9. 2014.....	XXX	XXX	XXX	XXX	XXX	XXX	XXX	103,492	109,985	110,406
10. 2015.....	XXX	XXX	XXX	XXX	XXX	XXX	XXX	XXX	96,440	103,922
11. 2016.....	XXX	XXX	XXX	XXX	XXX	XXX	XXX	XXX	XXX	96,844

SCHEDULE P - PART 5B - PRIVATE PASSENGER AUTO LIABILITY/MEDICAL

SECTION 1

Years in Which Premiums Were Earned and Losses Were Incurred	Cumulative Number of Claims Closed with Loss Payment Direct and Assumed at Year End									
	1 2007	2 2008	3 2009	4 2010	5 2011	6 2012	7 2013	8 2014	9 2015	10 2016
1. Prior.....	53,112	11,295	5,130	2,130	861	405	150	83	52	26
2. 2007.....	107,154	148,787	154,742	156,959	157,960	158,381	158,576	158,650	158,686	158,703
3. 2008.....	XXX	104,917	142,893	148,111	150,214	151,174	151,552	151,722	151,826	151,855
4. 2009.....	XXX	XXX	103,811	139,072	144,357	146,484	147,371	147,742	147,888	147,954
5. 2010.....	XXX	XXX	XXX	100,973	136,170	141,796	143,775	144,562	144,875	145,024
6. 2011.....	XXX	XXX	XXX	XXX	101,113	135,297	140,397	142,276	143,117	143,435
7. 2012.....	XXX	XXX	XXX	XXX	XXX	98,619	132,488	137,184	139,057	139,799
8. 2013.....	XXX	XXX	XXX	XXX	XXX	XXX	100,336	134,924	140,241	142,002
9. 2014.....	XXX	XXX	XXX	XXX	XXX	XXX	XXX	101,426	136,371	141,319
10. 2015.....	XXX	XXX	XXX	XXX	XXX	XXX	XXX	XXX	104,746	140,212
11. 2016.....	XXX	XXX	XXX	XXX	XXX	XXX	XXX	XXX	XXX	103,234

SECTION 2

Years in Which Premiums Were Earned and Losses Were Incurred	Number of Claims Outstanding Direct and Assumed at Year End									
	1 2007	2 2008	3 2009	4 2010	5 2011	6 2012	7 2013	8 2014	9 2015	10 2016
1. Prior.....	22,815	11,497	5,912	3,559	2,609	2,106	1,906	1,821	1,762	1,731
2. 2007.....	46,687	9,914	4,212	1,993	927	459	253	172	137	115
3. 2008.....	XXX	43,912	8,814	3,938	1,911	840	435	256	141	106
4. 2009.....	XXX	XXX	43,858	8,883	3,892	1,728	799	388	230	149
5. 2010.....	XXX	XXX	XXX	43,163	8,534	3,602	1,630	771	430	261
6. 2011.....	XXX	XXX	XXX	XXX	41,654	8,075	3,448	1,622	739	389
7. 2012.....	XXX	XXX	XXX	XXX	XXX	40,245	7,381	3,234	1,433	627
8. 2013.....	XXX	XXX	XXX	XXX	XXX	XXX	41,417	7,658	3,113	1,478
9. 2014.....	XXX	XXX	XXX	XXX	XXX	XXX	XXX	41,068	7,434	3,248
10. 2015.....	XXX	XXX	XXX	XXX	XXX	XXX	XXX	XXX	41,689	8,079
11. 2016.....	XXX	XXX	XXX	XXX	XXX	XXX	XXX	XXX	XXX	41,392

SECTION 3

Years in Which Premiums Were Earned and Losses Were Incurred	Cumulative Number of Claims Reported Direct and Assumed at Year End									
	1 2007	2 2008	3 2009	4 2010	5 2011	6 2012	7 2013	8 2014	9 2015	10 2016
1. Prior.....	17,378	1,814	601	186	95	50	5	6	4	0
2. 2007.....	190,931	206,749	207,911	208,274	208,409	208,441	208,469	208,478	208,486	208,490
3. 2008.....	XXX	185,194	198,363	199,425	199,750	199,838	199,877	199,899	199,909	199,914
4. 2009.....	XXX	XXX	185,469	195,943	196,869	197,184	197,256	197,284	197,300	197,305
5. 2010.....	XXX	XXX	XXX	184,348	195,573	196,762	197,058	197,136	197,163	197,180
6. 2011.....	XXX	XXX	XXX	XXX	186,156	196,384	197,411	197,676	197,742	197,765
7. 2012.....	XXX	XXX	XXX	XXX	XXX	180,155	191,088	192,044	192,323	192,385
8. 2013.....	XXX	XXX	XXX	XXX	XXX	XXX	185,724	196,356	197,471	197,768
9. 2014.....	XXX	XXX	XXX	XXX	XXX	XXX	XXX	188,884	200,037	201,067
10. 2015.....	XXX	XXX	XXX	XXX	XXX	XXX	XXX	XXX	193,626	204,824
11. 2016.....	XXX	XXX	XXX	XXX	XXX	XXX	XXX	XXX	XXX	191,319

SCHEDULE P - PART 5C - COMMERCIAL AUTO/TRUCK LIABILITY/MEDICAL

SECTION 1

Years in Which Premiums Were Earned and Losses Were Incurred	Cumulative Number of Claims Closed with Loss Payment Direct and Assumed at Year End									
	1 2007	2 2008	3 2009	4 2010	5 2011	6 2012	7 2013	8 2014	9 2015	10 2016
1. Prior.....	.0	.0	.0	.0	.0	.0	.0	.0	.0	.0
2. 2007.....	.0	.0	.0	.0	.0	.0	.0	.0	.0	.0
3. 2008.....	.XXX	.0	.0	.0	.0	.0	.0	.0	.0	.0
4. 2009.....	.XXX	.XXX	.0	.0	.0	.0	.0	.0	.0	.0
5. 2010.....	.XXX	.XXX	.XXX	.0	.0	.0	.0	.0	.0	.0
6. 2011.....	.XXX	.XXX	.XXX	.XXX	.0	.0	.0	.0	.0	.0
7. 2012.....	.XXX	.XXX	.XXX	.XXX	.XXX	.0	.0	.0	.0	.0
8. 2013.....	.XXX	.XXX	.XXX	.XXX	.XXX	.XXX	.0	.0	.0	.0
9. 2014.....	.XXX	.XXX	.XXX	.XXX	.XXX	.XXX	.XXX	.0	.0	.0
10. 2015.....	.XXX	.XXX	.XXX	.XXX	.XXX	.XXX	.XXX	.XXX	.0	.0
11. 2016.....	.XXX	.XXX	.XXX	.XXX	.XXX	.XXX	.XXX	.XXX	.XXX	.0

NONE

SECTION 2

Years in Which Premiums Were Earned and Losses Were Incurred	Number of Claims Outstanding Direct and Assumed at Year End									
	1 2007	2 2008	3 2009	4 2010	5 2011	6 2012	7 2013	8 2014	9 2015	10 2016
1. Prior.....	.0	.0	.0	.0	.0	.0	.0	.0	.0	.0
2. 2007.....	.0	.0	.0	.0	.0	.0	.0	.0	.0	.0
3. 2008.....	.XXX	.0	.0	.0	.0	.0	.0	.0	.0	.0
4. 2009.....	.XXX	.XXX	.0	.0	.0	.0	.0	.0	.0	.0
5. 2010.....	.XXX	.XXX	.XXX	.0	.0	.0	.0	.0	.0	.0
6. 2011.....	.XXX	.XXX	.XXX	.XXX	.0	.0	.0	.0	.0	.0
7. 2012.....	.XXX	.XXX	.XXX	.XXX	.XXX	.0	.0	.0	.0	.0
8. 2013.....	.XXX	.XXX	.XXX	.XXX	.XXX	.XXX	.0	.0	.0	.0
9. 2014.....	.XXX	.XXX	.XXX	.XXX	.XXX	.XXX	.XXX	.0	.0	.0
10. 2015.....	.XXX	.XXX	.XXX	.XXX	.XXX	.XXX	.XXX	.XXX	.0	.0
11. 2016.....	.XXX	.XXX	.XXX	.XXX	.XXX	.XXX	.XXX	.XXX	.XXX	.2

SECTION 3

Years in Which Premiums Were Earned and Losses Were Incurred	Cumulative Number of Claims Reported Direct and Assumed at Year End									
	1 2007	2 2008	3 2009	4 2010	5 2011	6 2012	7 2013	8 2014	9 2015	10 2016
1. Prior.....	.0	.0	.0	.0	.0	.0	.0	.0	.0	.0
2. 2007.....	.0	.0	.0	.0	.0	.0	.0	.0	.0	.0
3. 2008.....	.XXX	.0	.0	.0	.0	.0	.0	.0	.0	.0
4. 2009.....	.XXX	.XXX	.0	.0	.0	.0	.0	.0	.0	.0
5. 2010.....	.XXX	.XXX	.XXX	.0	.0	.0	.0	.0	.0	.0
6. 2011.....	.XXX	.XXX	.XXX	.XXX	.0	.0	.0	.0	.0	.0
7. 2012.....	.XXX	.XXX	.XXX	.XXX	.XXX	.0	.0	.0	.0	.0
8. 2013.....	.XXX	.XXX	.XXX	.XXX	.XXX	.XXX	.0	.0	.0	.0
9. 2014.....	.XXX	.XXX	.XXX	.XXX	.XXX	.XXX	.XXX	.0	.0	.0
10. 2015.....	.XXX	.XXX	.XXX	.XXX	.XXX	.XXX	.XXX	.XXX	.0	.0
11. 2016.....	.XXX	.XXX	.XXX	.XXX	.XXX	.XXX	.XXX	.XXX	.XXX	.6

**SCHEDULE P - PART 5D - WORKERS' COMPENSATION
(EXCLUDING EXCESS WORKERS' COMPENSATION)**

SECTION 1

Years in Which Premiums Were Earned and Losses Were Incurred	Cumulative Number of Claims Closed with Loss Payment Direct and Assumed at Year End									
	1 2007	2 2008	3 2009	4 2010	5 2011	6 2012	7 2013	8 2014	9 2015	10 2016
1. Prior.....	.1	.1	.0	.0	.0	.0	.0	.0	.0	.0
2. 2007.....	.0	.0	.0	.0	.0	.0	.0	.0	.0	.0
3. 2008.....	XXX	.0	.0	.0	.0	.0	.0	.0	.0	.0
4. 2009.....	XXX	XXX	.0	.0	.0	.0	.0	.0	.0	.0
5. 2010.....	XXX	XXX	XXX	.0	.0	.0	.0	.1	.1	.1
6. 2011.....	XXX	XXX	XXX	XXX	.0	.0	.0	.1	.1	.1
7. 2012.....	XXX	XXX	XXX	XXX	XXX	.0	.0	.0	.0	.0
8. 2013.....	XXX	XXX	XXX	XXX	XXX	XXX	.0	.0	.1	.1
9. 2014.....	XXX	XXX	XXX	XXX	XXX	XXX	XXX	.0	.0	.0
10. 2015.....	XXX	XXX	XXX	XXX	XXX	XXX	XXX	XXX	.0	.0
11. 2016.....	XXX	XXX	XXX	XXX	XXX	XXX	XXX	XXX	XXX	.0

SECTION 2

Years in Which Premiums Were Earned and Losses Were Incurred	Number of Claims Outstanding Direct and Assumed at Year End									
	1 2007	2 2008	3 2009	4 2010	5 2011	6 2012	7 2013	8 2014	9 2015	10 2016
1. Prior.....	.1	.1	.1	.1	.0	.0	.0	.0	.0	.0
2. 2007.....	.0	.1	.0	.0	.0	.0	.0	.0	.0	.0
3. 2008.....	XXX	.0	.2	.0	.1	.0	.0	.0	.0	.0
4. 2009.....	XXX	XXX	.0	.0	.0	.0	.0	.0	.0	.0
5. 2010.....	XXX	XXX	XXX	.4	.4	.2	.1	.0	.0	.0
6. 2011.....	XXX	XXX	XXX	XXX	.0	.1	.1	.1	.1	.1
7. 2012.....	XXX	XXX	XXX	XXX	XXX	.0	.0	.0	.0	.0
8. 2013.....	XXX	XXX	XXX	XXX	XXX	XXX	.2	.2	.0	.0
9. 2014.....	XXX	XXX	XXX	XXX	XXX	XXX	XXX	.0	.0	.1
10. 2015.....	XXX	XXX	XXX	XXX	XXX	XXX	XXX	XXX	.0	.0
11. 2016.....	XXX	XXX	XXX	XXX	XXX	XXX	XXX	XXX	XXX	.0

SECTION 3

Years in Which Premiums Were Earned and Losses Were Incurred	Cumulative Number of Claims Reported Direct and Assumed at Year End									
	1 2007	2 2008	3 2009	4 2010	5 2011	6 2012	7 2013	8 2014	9 2015	10 2016
1. Prior.....	.1	.2	.0	.0	(1)	.0	.0	.0	.0	.0
2. 2007.....	.0	.1	.0	.0	.0	.0	.0	.0	.0	.0
3. 2008.....	XXX	.0	.2	.2	.3	.2	.2	.2	.2	.2
4. 2009.....	XXX	XXX	.0	.0	.0	.0	.0	.0	.0	.0
5. 2010.....	XXX	XXX	XXX	.4	.5	.5	.5	.5	.5	.5
6. 2011.....	XXX	XXX	XXX	XXX	.0	.1	.1	.2	.2	.2
7. 2012.....	XXX	XXX	XXX	XXX	XXX	.0	.0	.0	.0	.0
8. 2013.....	XXX	XXX	XXX	XXX	XXX	XXX	.2	.3	.3	.3
9. 2014.....	XXX	XXX	XXX	XXX	XXX	XXX	XXX	.0	.0	.1
10. 2015.....	XXX	XXX	XXX	XXX	XXX	XXX	XXX	XXX	.0	.0
11. 2016.....	XXX	XXX	XXX	XXX	XXX	XXX	XXX	XXX	XXX	.0

SCHEDULE P - PART 5E - COMMERCIAL MULTIPLE PERIL

SECTION 1

Years in Which Premiums Were Earned and Losses Were Incurred	Cumulative Number of Claims Closed with Loss Payment Direct and Assumed at Year End									
	1 2007	2 2008	3 2009	4 2010	5 2011	6 2012	7 2013	8 2014	9 2015	10 2016
1. Prior.....	.0	.0	.0	.0	.0	.0	.0	.0	.0	.0
2. 2007.....	.0	.0	.0	.0	.0	.0	.0	.0	.0	.0
3. 2008.....	.XXX	.0	.0	.0	.0	.0	.0	.0	.0	.0
4. 2009.....	.XXX	.XXX	.0	.0	.0	.0	.0	.0	.0	.0
5. 2010.....	.XXX	.XXX	.XXX	.0	.0	.0	.0	.0	.0	.0
6. 2011.....	.XXX	.XXX	.XXX	.XXX	.0	.0	.0	.0	.0	.0
7. 2012.....	.XXX	.XXX	.XXX	.XXX	.XXX	.0	.0	.0	.0	.0
8. 2013.....	.XXX	.XXX	.XXX	.XXX	.XXX	.XXX	.0	.0	.0	.0
9. 2014.....	.XXX	.XXX	.XXX	.XXX	.XXX	.XXX	.XXX	.0	.0	.0
10. 2015.....	.XXX	.XXX	.XXX	.XXX	.XXX	.XXX	.XXX	.XXX	.2	.7
11. 2016.....	.XXX	.XXX	.XXX	.XXX	.XXX	.XXX	.XXX	.XXX	.XXX	.26

SECTION 2

Years in Which Premiums Were Earned and Losses Were Incurred	Number of Claims Outstanding Direct and Assumed at Year End									
	1 2007	2 2008	3 2009	4 2010	5 2011	6 2012	7 2013	8 2014	9 2015	10 2016
1. Prior.....	.0	.0	.0	.0	.0	.0	.0	.0	.0	.0
2. 2007.....	.0	.0	.0	.0	.0	.0	.0	.0	.0	.0
3. 2008.....	.XXX	.0	.0	.0	.0	.0	.0	.0	.0	.0
4. 2009.....	.XXX	.XXX	.0	.0	.0	.0	.0	.0	.0	.0
5. 2010.....	.XXX	.XXX	.XXX	.0	.0	.0	.0	.0	.0	.0
6. 2011.....	.XXX	.XXX	.XXX	.XXX	.0	.0	.0	.0	.0	.0
7. 2012.....	.XXX	.XXX	.XXX	.XXX	.XXX	.0	.0	.0	.0	.0
8. 2013.....	.XXX	.XXX	.XXX	.XXX	.XXX	.XXX	.0	.0	.0	.0
9. 2014.....	.XXX	.XXX	.XXX	.XXX	.XXX	.XXX	.XXX	.0	.0	.0
10. 2015.....	.XXX	.XXX	.XXX	.XXX	.XXX	.XXX	.XXX	.XXX	.13	.4
11. 2016.....	.XXX	.XXX	.XXX	.XXX	.XXX	.XXX	.XXX	.XXX	.XXX	.58

SECTION 3

Years in Which Premiums Were Earned and Losses Were Incurred	Cumulative Number of Claims Reported Direct and Assumed at Year End									
	1 2007	2 2008	3 2009	4 2010	5 2011	6 2012	7 2013	8 2014	9 2015	10 2016
1. Prior.....	.0	.0	.0	.0	.0	.0	.0	.0	.0	.0
2. 2007.....	.0	.0	.0	.0	.0	.0	.0	.0	.0	.0
3. 2008.....	.XXX	.0	.0	.0	.0	.0	.0	.0	.0	.0
4. 2009.....	.XXX	.XXX	.0	.0	.0	.0	.0	.0	.0	.0
5. 2010.....	.XXX	.XXX	.XXX	.0	.0	.0	.0	.0	.0	.0
6. 2011.....	.XXX	.XXX	.XXX	.XXX	.0	.0	.0	.0	.0	.0
7. 2012.....	.XXX	.XXX	.XXX	.XXX	.XXX	.0	.0	.0	.0	.0
8. 2013.....	.XXX	.XXX	.XXX	.XXX	.XXX	.XXX	.0	.0	.0	.0
9. 2014.....	.XXX	.XXX	.XXX	.XXX	.XXX	.XXX	.XXX	.0	.0	.0
10. 2015.....	.XXX	.XXX	.XXX	.XXX	.XXX	.XXX	.XXX	.XXX	.15	.23
11. 2016.....	.XXX	.XXX	.XXX	.XXX	.XXX	.XXX	.XXX	.XXX	.XXX	.158

Sch. P - Pt. 5F - Sn. 1A
NONE

Sch. P - Pt. 5F - Sn. 2A
NONE

Sch. P - Pt. 5F - Sn. 3A
NONE

Sch. P - Pt. 5F - Sn. 1B
NONE

Sch. P - Pt. 5F - Sn. 2B
NONE

Sch. P - Pt. 5F - Sn. 3B
NONE

SCHEDULE P - PART 5H - OTHER LIABILITY - OCCURRENCE

SECTION 1A

Years in Which Premiums Were Earned and Losses Were Incurred	Cumulative Number of Claims Closed with Loss Payment Direct and Assumed at Year End									
	1 2007	2 2008	3 2009	4 2010	5 2011	6 2012	7 2013	8 2014	9 2015	10 2016
1. Prior.....	60	58	33	17	9	2	1	1	1	1
2. 2007.....	3	11	25	38	48	54	57	57	57	57
3. 2008.....	XXX	3	23	40	62	75	79	82	82	82
4. 2009.....	XXX	XXX	6	23	43	57	65	69	71	73
5. 2010.....	XXX	XXX	XXX	3	24	42	52	66	75	78
6. 2011.....	XXX	XXX	XXX	XXX	1	17	40	57	64	68
7. 2012.....	XXX	XXX	XXX	XXX	XXX	2	12	41	60	67
8. 2013.....	XXX	XXX	XXX	XXX	XXX	XXX	3	15	36	61
9. 2014.....	XXX	XXX	XXX	XXX	XXX	XXX	XXX	1	21	51
10. 2015.....	XXX	XXX	XXX	XXX	XXX	XXX	XXX	XXX	1	20
11. 2016.....	XXX	XXX	XXX	XXX	XXX	XXX	XXX	XXX	XXX	2

SECTION 2A

Years in Which Premiums Were Earned and Losses Were Incurred	Number of Claims Outstanding Direct and Assumed at Year End									
	1 2007	2 2008	3 2009	4 2010	5 2011	6 2012	7 2013	8 2014	9 2015	10 2016
1. Prior.....	109	67	44	21	15	6	2	3	0	0
2. 2007.....	24	33	23	19	10	7	2	0	1	0
3. 2008.....	XXX	38	40	37	22	11	4	0	0	0
4. 2009.....	XXX	XXX	28	48	34	19	9	6	3	0
5. 2010.....	XXX	XXX	XXX	43	54	47	32	18	7	1
6. 2011.....	XXX	XXX	XXX	XXX	35	43	35	18	11	7
7. 2012.....	XXX	XXX	XXX	XXX	XXX	49	57	39	15	10
8. 2013.....	XXX	XXX	XXX	XXX	XXX	XXX	81	113	110	30
9. 2014.....	XXX	XXX	XXX	XXX	XXX	XXX	XXX	34	68	38
10. 2015.....	XXX	XXX	XXX	XXX	XXX	XXX	XXX	XXX	33	44
11. 2016.....	XXX	XXX	XXX	XXX	XXX	XXX	XXX	XXX	XXX	41

SECTION 3A

Years in Which Premiums Were Earned and Losses Were Incurred	Cumulative Number of Claims Reported Direct and Assumed at Year End									
	1 2007	2 2008	3 2009	4 2010	5 2011	6 2012	7 2013	8 2014	9 2015	10 2016
1. Prior.....	56	36	20	5	5	1	0	1	(1)	0
2. 2007.....	29	55	71	82	86	89	89	89	91	90
3. 2008.....	XXX	46	71	91	106	113	114	114	114	114
4. 2009.....	XXX	XXX	40	86	105	120	125	130	132	132
5. 2010.....	XXX	XXX	XXX	49	92	118	129	131	132	132
6. 2011.....	XXX	XXX	XXX	XXX	42	80	103	115	122	124
7. 2012.....	XXX	XXX	XXX	XXX	XXX	58	93	112	117	122
8. 2013.....	XXX	XXX	XXX	XXX	XXX	XXX	95	150	183	196
9. 2014.....	XXX	XXX	XXX	XXX	XXX	XXX	XXX	38	106	128
10. 2015.....	XXX	XXX	XXX	XXX	XXX	XXX	XXX	XXX	41	80
11. 2016.....	XXX	XXX	XXX	XXX	XXX	XXX	XXX	XXX	XXX	49

**Sch. P - Pt. 5H - Sn. 1B
NONE**

**Sch. P - Pt. 5H - Sn. 2B
NONE**

**Sch. P - Pt. 5H - Sn. 3B
NONE**

**Sch. P - Pt. 5R - Sn. 1A
NONE**

**Sch. P - Pt. 5R - Sn. 2A
NONE**

**Sch. P - Pt. 5R - Sn. 3A
NONE**

**Sch. P - Pt. 5R - Sn. 1B
NONE**

**Sch. P - Pt. 5R - Sn. 2B
NONE**

**Sch. P - Pt. 5R - Sn. 3B
NONE**

**Sch. P - Pt. 5T - Sn. 1
NONE**

**Sch. P - Pt. 5T - Sn. 2
NONE**

**Sch. P - Pt. 5T - Sn. 3
NONE**

SCHEDULE P - PART 6C - COMMERCIAL AUTO/TRUCK LIABILITY/MEDICAL

SECTION 1

Years in Which Premiums Were Earned and Losses Were Incurred	Cumulative Premiums Earned Direct and Assumed at Year End (\$000 omitted)										11 Current Year Premiums Earned
	1 2007	2 2008	3 2009	4 2010	5 2011	6 2012	7 2013	8 2014	9 2015	10 2016	
1. Prior.....	0	0	0	0	0	0	0	0	0	0	0
2. 2007.....	0	0	0	0	0	0	0	0	0	0	0
3. 2008.....	XXX	0	0	0	0	0	0	0	0	0	0
4. 2009.....	XXX	XXX	0	0	0	0	0	0	0	0	0
5. 2010.....	XXX	XXX	XXX	0	0	0	0	0	0	0	0
6. 2011.....	XXX	XXX	XXX	XXX	0	0	0	0	0	0	0
7. 2012.....	XXX	XXX	XXX	XXX	XXX	0	0	0	0	0	0
8. 2013.....	XXX	XXX	XXX	XXX	XXX	XXX	0	0	0	0	0
9. 2014.....	XXX	XXX	XXX	XXX	XXX	XXX	XXX	0	0	0	0
10. 2015.....	XXX	XXX	XXX	XXX	XXX	XXX	XXX	XXX	0	3	2
11. 2016.....	XXX	XXX	XXX	XXX	XXX	XXX	XXX	XXX	XXX	297	297
12. Total.....	XXX	XXX	XXX	XXX	XXX	XXX	XXX	XXX	XXX	XXX	299
13. Earned Prems.(P-Pt 1)	0	0	0	0	0	0	0	0	0	299	XXX

SECTION 2

Years in Which Premiums Were Earned and Losses Were Incurred	Cumulative Premiums Earned Ceded at Year End (\$000 omitted)										11 Current Year Premiums Earned
	1 2007	2 2008	3 2009	4 2010	5 2011	6 2012	7 2013	8 2014	9 2015	10 2016	
1. Prior.....	0	0	0	0	0	0	0	0	0	0	0
2. 2007.....	0	0	0	0	0	0	0	0	0	0	0
3. 2008.....	XXX	0	0	0	0	0	0	0	0	0	0
4. 2009.....	XXX	XXX	0	0	0	0	0	0	0	0	0
5. 2010.....	XXX	XXX	XXX	0	0	0	0	0	0	0	0
6. 2011.....	XXX	XXX	XXX	XXX	0	0	0	0	0	0	0
7. 2012.....	XXX	XXX	XXX	XXX	XXX	0	0	0	0	0	0
8. 2013.....	XXX	XXX	XXX	XXX	XXX	XXX	0	0	0	0	0
9. 2014.....	XXX	XXX	XXX	XXX	XXX	XXX	XXX	0	0	0	0
10. 2015.....	XXX	XXX	XXX	XXX	XXX	XXX	XXX	XXX	0	0	0
11. 2016.....	XXX	XXX	XXX	XXX	XXX	XXX	XXX	XXX	XXX	0	0
12. Total.....	XXX	XXX	XXX	XXX	XXX	XXX	XXX	XXX	XXX	XXX	0
13. Earned Prems.(P-Pt 1)	0	0	0	0	0	0	0	0	0	0	XXX

**SCHEDULE P - PART 6D - WORKERS' COMPENSATION
(EXCLUDING EXCESS WORKERS' COMPENSATION)**

SECTION 1

Years in Which Premiums Were Earned and Losses Were Incurred	Cumulative Premiums Earned Direct and Assumed at Year End (\$000 omitted)										11 Current Year Premiums Earned
	1 2007	2 2008	3 2009	4 2010	5 2011	6 2012	7 2013	8 2014	9 2015	10 2016	
1. Prior.....	40	0	0	0	0	0	(0)	0	0	0	0
2. 2007.....	40	83	83	83	83	83	83	83	83	83	0
3. 2008.....	XXX	41	84	84	84	84	84	84	84	84	0
4. 2009.....	XXX	XXX	41	84	84	84	84	84	84	84	0
5. 2010.....	XXX	XXX	XXX	41	85	85	85	85	85	85	0
6. 2011.....	XXX	XXX	XXX	XXX	43	89	89	89	89	89	0
7. 2012.....	XXX	XXX	XXX	XXX	XXX	45	92	92	92	92	0
8. 2013.....	XXX	XXX	XXX	XXX	XXX	XXX	47	98	98	98	0
9. 2014.....	XXX	XXX	XXX	XXX	XXX	XXX	XXX	49	77	77	0
10. 2015.....	XXX	XXX	XXX	XXX	XXX	XXX	XXX	XXX	27	27	0
11. 2016.....	XXX	XXX	XXX	XXX	XXX	XXX	XXX	XXX	XXX	0	0
12. Total.....	XXX	XXX	XXX	XXX	XXX	XXX	XXX	XXX	XXX	XXX	0
13. Earned Prems.(P-Pt 1)	80	84	84	84	87	90	95	100	55	0	XXX

SECTION 2

Years in Which Premiums Were Earned and Losses Were Incurred	Cumulative Premiums Earned Ceded at Year End (\$000 omitted)										11 Current Year Premiums Earned
	1 2007	2 2008	3 2009	4 2010	5 2011	6 2012	7 2013	8 2014	9 2015	10 2016	
1. Prior.....	0	0	0	0	0	0	0	0	0	0	0
2. 2007.....	0	0	0	0	0	0	0	0	0	0	0
3. 2008.....	XXX	0	0	0	0	0	0	0	0	0	0
4. 2009.....	XXX	XXX	0	0	0	0	0	0	0	0	0
5. 2010.....	XXX	XXX	XXX	0	0	0	0	0	0	0	0
6. 2011.....	XXX	XXX	XXX	XXX	0	0	0	0	0	0	0
7. 2012.....	XXX	XXX	XXX	XXX	XXX	0	0	0	0	0	0
8. 2013.....	XXX	XXX	XXX	XXX	XXX	XXX	0	0	0	0	0
9. 2014.....	XXX	XXX	XXX	XXX	XXX	XXX	XXX	0	0	0	0
10. 2015.....	XXX	XXX	XXX	XXX	XXX	XXX	XXX	XXX	0	0	0
11. 2016.....	XXX	XXX	XXX	XXX	XXX	XXX	XXX	XXX	XXX	0	0
12. Total.....	XXX	XXX	XXX	XXX	XXX	XXX	XXX	XXX	XXX	XXX	0
13. Earned Prems.(P-Pt 1)	0	0	0	0	0	0	0	0	0	0	XXX

SCHEDULE P - PART 6E - COMMERCIAL MULTIPLE PERIL

SECTION 1

Years in Which Premiums Were Earned and Losses Were Incurred	Cumulative Premiums Earned Direct and Assumed at Year End (\$000 omitted)										11 Current Year Premiums Earned
	1 2007	2 2008	3 2009	4 2010	5 2011	6 2012	7 2013	8 2014	9 2015	10 2016	
1. Prior.....	0	0	0	0	0	0	0	0	0	0	0
2. 2007.....	0	0	0	0	0	0	0	0	0	0	0
3. 2008.....	XXX	0	0	0	0	0	0	0	0	0	0
4. 2009.....	XXX	XXX	0	0	0	0	0	0	0	0	0
5. 2010.....	XXX	XXX	XXX	0	0	0	0	0	0	0	0
6. 2011.....	XXX	XXX	XXX	XXX	0	0	0	0	0	0	0
7. 2012.....	XXX	XXX	XXX	XXX	XXX	0	0	0	0	0	0
8. 2013.....	XXX	XXX	XXX	XXX	XXX	XXX	0	0	0	0	0
9. 2014.....	XXX	XXX	XXX	XXX	XXX	XXX	XXX	4	17	17	1
10. 2015.....	XXX	XXX	XXX	XXX	XXX	XXX	XXX	XXX	785	2,097	1,312
11. 2016.....	XXX	XXX	XXX	XXX	XXX	XXX	XXX	XXX	XXX	3,771	3,771
12. Total.....	XXX	XXX	XXX	XXX	XXX	XXX	XXX	XXX	XXX	XXX	5,084
13. Earned Prems.(P-Pt 1)	0	0	0	0	0	0	0	4	798	5,084	XXX

SECTION 2

Years in Which Premiums Were Earned and Losses Were Incurred	Cumulative Premiums Earned Ceded at Year End (\$000 omitted)										11 Current Year Premiums Earned
	1 2007	2 2008	3 2009	4 2010	5 2011	6 2012	7 2013	8 2014	9 2015	10 2016	
1. Prior.....	0	0	0	0	0	0	0	0	0	0	0
2. 2007.....	0	0	0	0	0	0	0	0	0	0	0
3. 2008.....	XXX	0	0	0	0	0	0	0	0	0	0
4. 2009.....	XXX	XXX	0	0	0	0	0	0	0	0	0
5. 2010.....	XXX	XXX	XXX	0	0	0	0	0	0	0	0
6. 2011.....	XXX	XXX	XXX	XXX	0	0	0	0	0	0	0
7. 2012.....	XXX	XXX	XXX	XXX	XXX	0	0	0	0	0	0
8. 2013.....	XXX	XXX	XXX	XXX	XXX	XXX	0	0	0	0	0
9. 2014.....	XXX	XXX	XXX	XXX	XXX	XXX	XXX	0	0	0	0
10. 2015.....	XXX	XXX	XXX	XXX	XXX	XXX	XXX	XXX	8	21	13
11. 2016.....	XXX	XXX	XXX	XXX	XXX	XXX	XXX	XXX	XXX	38	38
12. Total.....	XXX	XXX	XXX	XXX	XXX	XXX	XXX	XXX	XXX	XXX	52
13. Earned Prems.(P-Pt 1)	0	0	0	0	0	0	0	0	8	52	XXX

SCHEDULE P - PART 6H - OTHER LIABILITY - OCCURRENCE

SECTION 1A

Years in Which Premiums Were Earned and Losses Were Incurred	Cumulative Premiums Earned Direct and Assumed at Year End (\$000 omitted)										11 Current Year Premiums Earned
	1 2007	2 2008	3 2009	4 2010	5 2011	6 2012	7 2013	8 2014	9 2015	10 2016	
1. Prior.....	15,922	(8)	(5)	(42)	(1)	(0)	(1)	(1)	(0)	(7)	(7)
2. 2007.....	17,045	33,851	33,844	33,842	33,838	33,837	33,837	33,837	33,837	33,837	0
3. 2008.....	XXX	17,687	35,014	35,003	35,004	34,999	34,997	34,997	34,997	34,995	(1)
4. 2009.....	XXX	XXX	18,738	37,025	37,023	37,022	37,019	37,016	37,016	37,015	(1)
5. 2010.....	XXX	XXX	XXX	19,871	39,403	39,399	39,393	39,391	39,389	39,385	(5)
6. 2011.....	XXX	XXX	XXX	XXX	20,474	40,704	40,694	40,689	40,685	40,682	(3)
7. 2012.....	XXX	XXX	XXX	XXX	XXX	21,415	43,059	43,046	43,040	43,038	(2)
8. 2013.....	XXX	XXX	XXX	XXX	XXX	XXX	24,178	47,468	47,457	47,454	(3)
9. 2014.....	XXX	XXX	XXX	XXX	XXX	XXX	XXX	24,229	47,478	47,468	(11)
10. 2015.....	XXX	XXX	XXX	XXX	XXX	XXX	XXX	XXX	24,428	47,683	23,255
11. 2016.....	XXX	XXX	XXX	XXX	XXX	XXX	XXX	XXX	XXX	24,108	24,108
12. Total.....	XXX	XXX	XXX	XXX	XXX	XXX	XXX	XXX	XXX	XXX	47,331
13. Earned Prems.(P-Pt 1)	32,967	34,484	36,055	38,103	39,999	41,634	45,800	47,495	47,654	47,331	XXX

SECTION 2A

Years in Which Premiums Were Earned and Losses Were Incurred	Cumulative Premiums Earned Ceded at Year End (\$000 omitted)										11 Current Year Premiums Earned
	1 2007	2 2008	3 2009	4 2010	5 2011	6 2012	7 2013	8 2014	9 2015	10 2016	
1. Prior.....	78	(0)	(0)	(0)	(0)	(0)	(0)	(0)	(0)	(0)	(0)
2. 2007.....	84	176	176	176	175	175	175	175	175	175	0
3. 2008.....	XXX	97	195	195	195	194	194	194	194	194	(0)
4. 2009.....	XXX	XXX	106	206	206	206	206	206	206	206	(0)
5. 2010.....	XXX	XXX	XXX	109	1,152	1,152	1,151	1,151	1,151	1,151	(0)
6. 2011.....	XXX	XXX	XXX	XXX	1,092	2,192	2,191	2,191	2,191	2,191	(0)
7. 2012.....	XXX	XXX	XXX	XXX	XXX	1,164	2,087	2,087	2,086	2,086	(0)
8. 2013.....	XXX	XXX	XXX	XXX	XXX	XXX	1,025	1,603	1,603	1,603	(0)
9. 2014.....	XXX	XXX	XXX	XXX	XXX	XXX	XXX	598	1,137	1,137	(0)
10. 2015.....	XXX	XXX	XXX	XXX	XXX	XXX	XXX	XXX	563	1,082	519
11. 2016.....	XXX	XXX	XXX	XXX	XXX	XXX	XXX	XXX	XXX	538	538
12. Total.....	XXX	XXX	XXX	XXX	XXX	XXX	XXX	XXX	XXX	XXX	1,057
13. Earned Prems.(P-Pt 1)	162	188	204	209	2,136	2,263	1,947	1,175	1,102	1,057	XXX

**Sch. P - Pt. 6H - Sn. 1B
NONE**

**Sch. P - Pt. 6H - Sn. 2B
NONE**

**Sch. P - Pt. 6M - Sn. 1
NONE**

**Sch. P - Pt. 6M - Sn. 2
NONE**

**Sch. P - Pt. 6N - Sn. 1
NONE**

**Sch. P - Pt. 6N - Sn. 2
NONE**

**Sch. P - Pt. 6O - Sn. 1
NONE**

**Sch. P - Pt. 6O - Sn. 2
NONE**

**Sch. P - Pt. 6R - Sn. 1A
NONE**

**Sch. P - Pt. 6R - Sn. 2A
NONE**

**Sch. P - Pt. 6R - Sn. 1B
NONE**

**Sch. P - Pt. 6R - Sn. 2B
NONE**

SCHEDULE P - PART 7A - PRIMARY LOSS SENSITIVE CONTRACTS

(\$000 Omitted)

SECTION 1

Schedule P - Part 1	1 Total Net Losses and Expenses Unpaid	2 Net Losses and Expenses Unpaid on Loss Sensitive Contracts	3 Loss Sensitive as Percentage of Total	4 Total Net Premiums Written	5 Net Premiums Written on Loss Sensitive Contracts	6 Loss Sensitive as Percentage of Total
1. Homeowners/farmowners.....	239,238	.0	0.0	.0	.0	.00
2. Private passenger auto liability/medical.....	1,215,354	.0	0.0	.0	.0	.00
3. Commercial auto/truck liability/medical.....	175	.0	0.0	.0	.0	.00
4. Workers' compensation.....	.1	.0	0.0	.0	.0	.00
5. Commercial multiple peril.....	2,872	.0	0.0	.0	.0	.00
6. Medical professional liability - occurrence.....	.0	.0	0.0	.0	.0	.00
7. Medical professional liability - claims-made.....	.0	.0	0.0	.0	.0	.00
8. Special liability.....	.0	.0	0.0	.0	.0	.00
9. Other liability - occurrence.....	66,611	.0	0.0	.0	.0	.00
10. Other liability - claims-made.....	.0	.0	0.0	.0	.0	.00
11. Special property.....	6,719	.0	0.0	.0	.0	.00
12. Auto physical damage.....	14,028	.0	0.0	.0	.0	.00
13. Fidelity/surety.....	.0	.0	0.0	.0	.0	.00
14. Other.....	2,406	.0	0.0	.0	.0	.00
15. International.....	.0	.0	0.0	.0	.0	.00
16. Reinsurance - nonproportional assumed property.....	XXX	XXX	XXX	XXX	XXX	XXX
17. Reinsurance - nonproportional assumed liability.....	XXX	XXX	XXX	XXX	XXX	XXX
18. Reinsurance - nonproportional assumed financial lines.....	XXX	XXX	XXX	XXX	XXX	XXX
19. Products liability - occurrence.....	.0	.0	0.0	.0	.0	.00
20. Products liability - claims-made.....	.0	.0	0.0	.0	.0	.00
21. Financial guaranty/mortgage guaranty.....	.0	.0	0.0	.0	.0	.00
22. Warranty.....	.0	.0	0.0	.0	.0	.00
23. Totals.....	1,547,403	.0	0.0	.0	.0	.00

SECTION 2

Years in Which Policies Were Issued	Incurred Losses and Defense and Cost Containment Expenses Reported at Year End (\$000 omitted)									
	1 2007	2 2008	3 2009	4 2010	5 2011	6 2012	7 2013	8 2014	9 2015	10 2016
1. Prior.....	.0	.0	.0	.0	.0	.0	.0	.0	.0	.0
2. 2007.....	.0	.0	.0	.0	.0	.0	.0	.0	.0	.0
3. 2008.....	XXX	.0	.0	.0	.0	.0	.0	.0	.0	.0
4. 2009.....	XXX	XXX	.0	.0	.0	.0	.0	.0	.0	.0
5. 2010.....	XXX	XXX	XXX	.0	.0	.0	.0	.0	.0	.0
6. 2011.....	XXX	XXX	XXX	XXX	.0	.0	.0	.0	.0	.0
7. 2012.....	XXX	XXX	XXX	XXX	XXX	.0	.0	.0	.0	.0
8. 2013.....	XXX	XXX	XXX	XXX	XXX	XXX	.0	.0	.0	.0
9. 2014.....	XXX	XXX	XXX	XXX	XXX	XXX	XXX	.0	.0	.0
10. 2015.....	XXX	XXX	XXX	XXX	XXX	XXX	XXX	XXX	.0	.0
11. 2016.....	XXX	XXX	XXX	XXX	XXX	XXX	XXX	XXX	XXX	.0

SECTION 3

Years in Which Policies Were Issued	Bulk and Incurred But Not Reported Reserves for Losses and Defense and Cost Containment Expenses at Year End (\$000 omitted)									
	1 2007	2 2008	3 2009	4 2010	5 2011	6 2012	7 2013	8 2014	9 2015	10 2016
1. Prior.....	.0	.0	.0	.0	.0	.0	.0	.0	.0	.0
2. 2007.....	.0	.0	.0	.0	.0	.0	.0	.0	.0	.0
3. 2008.....	XXX	.0	.0	.0	.0	.0	.0	.0	.0	.0
4. 2009.....	XXX	XXX	.0	.0	.0	.0	.0	.0	.0	.0
5. 2010.....	XXX	XXX	XXX	.0	.0	.0	.0	.0	.0	.0
6. 2011.....	XXX	XXX	XXX	XXX	.0	.0	.0	.0	.0	.0
7. 2012.....	XXX	XXX	XXX	XXX	XXX	.0	.0	.0	.0	.0
8. 2013.....	XXX	XXX	XXX	XXX	XXX	XXX	.0	.0	.0	.0
9. 2014.....	XXX	XXX	XXX	XXX	XXX	XXX	XXX	.0	.0	.0
10. 2015.....	XXX	XXX	XXX	XXX	XXX	XXX	XXX	XXX	.0	.0
11. 2016.....	XXX	XXX	XXX	XXX	XXX	XXX	XXX	XXX	XXX	.0

SCHEDULE P - PART 7A - PRIMARY LOSS SENSITIVE CONTRACTS (continued)

SECTION 4

Years in Which Policies Were Issued	Net Earned Premiums Reported at Year End (\$000 omitted)									
	1 2007	2 2008	3 2009	4 2010	5 2011	6 2012	7 2013	8 2014	9 2015	10 2016
1. Prior.....0000000000
2. 2007.....0000000000
3. 2008.....	XXX000000000
4. 2009.....	XXX	XXX00000000
5. 2010.....	XXX	XXX	XXX0000000
6. 2011.....	XXX	XXX	XXX	XXX000000
7. 2012.....	XXX	XXX	XXX	XXX	XXX00000
8. 2013.....	XXX	XXX	XXX	XXX	XXX	XXX0000
9. 2014.....	XXX	XXX	XXX	XXX	XXX	XXX	XXX000
10. 2015.....	XXX	XXX	XXX	XXX	XXX	XXX	XXX	XXX00
11. 2016.....	XXX	XXX	XXX	XXX	XXX	XXX	XXX	XXX	XXX0

NONE

SECTION 5

Years in Which Policies Were Issued	Net Reserve for Premium Adjustments and Accrued Retrospective Premiums at Year End (\$000 omitted)									
	1 2007	2 2008	3 2009	4 2010	5 2011	6 2012	7 2013	8 2014	9 2015	10 2016
1. Prior.....0000000000
2. 2007.....0000000000
3. 2008.....	XXX000000000
4. 2009.....	XXX	XXX00000000
5. 2010.....	XXX	XXX	XXX0000000
6. 2011.....	XXX	XXX	XXX	XXX000000
7. 2012.....	XXX	XXX	XXX	XXX	XXX00000
8. 2013.....	XXX	XXX	XXX	XXX	XXX	XXX0000
9. 2014.....	XXX	XXX	XXX	XXX	XXX	XXX	XXX000
10. 2015.....	XXX	XXX	XXX	XXX	XXX	XXX	XXX	XXX00
11. 2016.....	XXX	XXX	XXX	XXX	XXX	XXX	XXX	XXX	XXX0

NONE

SCHEDULE P - PART 7B - REINSURANCE LOSS SENSITIVE CONTRACTS

(\$000 Omitted)

SECTION 1

Schedule P - Part 1	1 Total Net Losses and Expenses Unpaid	2 Net Losses and Expenses Unpaid on Loss Sensitive Contracts	3 Loss Sensitive as Percentage of Total	4 Total Net Premiums Written	5 Net Premiums Written on Loss Sensitive Contracts	6 Loss Sensitive as Percentage of Total
1. Homeowners/farmowners.....	239,238	0	0.0	0	0	0.0
2. Private passenger auto liability/medical.....	1,215,354	0	0.0	0	0	0.0
3. Commercial auto/truck liability/medical.....	175	0	0.0	0	0	0.0
4. Workers' compensation.....	1	0	0.0	0	0	0.0
5. Commercial multiple peril.....	2,872	0	0.0	0	0	0.0
6. Medical professional liability - occurrence.....	0	0	0.0	0	0	0.0
7. Medical professional liability - claims-made.....	0	0	0.0	0	0	0.0
8. Special liability.....	0	0	0.0	0	0	0.0
9. Other liability - occurrence.....	66,611	0	0.0	0	0	0.0
10. Other liability - claims-made.....	0	0	0.0	0	0	0.0
11. Special property.....	6,719	0	0.0	0	0	0.0
12. Auto physical damage.....	14,028	0	0.0	0	0	0.0
13. Fidelity/surety.....	0	0	0.0	0	0	0.0
14. Other.....	2,406	0	0.0	0	0	0.0
15. International.....	0	0	0.0	0	0	0.0
16. Reinsurance - nonproportional assumed property.....	0	0	0.0	0	0	0.0
17. Reinsurance - nonproportional assumed liability.....	1,276	0	0.0	0	0	0.0
18. Reinsurance - nonproportional assumed financial lines.....	0	0	0.0	0	0	0.0
19. Products liability - occurrence.....	0	0	0.0	0	0	0.0
20. Products liability - claims-made.....	0	0	0.0	0	0	0.0
21. Financial guaranty/mortgage guaranty.....	0	0	0.0	0	0	0.0
22. Warranty.....	0	0	0.0	0	0	0.0
23. Totals	1,548,678	0	0.0	0	0	0.0

SECTION 2

Years in Which Policies Were Issued	Incurred Losses and Defense and Cost Containment Expenses Reported at Year End (\$000 omitted)									
	1 2007	2 2008	3 2009	4 2010	5 2011	6 2012	7 2013	8 2014	9 2015	10 2016
1. Prior.....	0	0	0	0	0	0	0	0	0	0
2. 2007.....	0	0	0	0	0	0	0	0	0	0
3. 2008.....	XXX	0	0	0	0	0	0	0	0	0
4. 2009.....	XXX	XXX	0	0	0	0	0	0	0	0
5. 2010.....	XXX	XXX	XXX	0	0	0	0	0	0	0
6. 2011.....	XXX	XXX	XXX	XXX	0	0	0	0	0	0
7. 2012.....	XXX	XXX	XXX	XXX	XXX	0	0	0	0	0
8. 2013.....	XXX	XXX	XXX	XXX	XXX	XXX	0	0	0	0
9. 2014.....	XXX	XXX	XXX	XXX	XXX	XXX	XXX	0	0	0
10. 2015.....	XXX	XXX	XXX	XXX	XXX	XXX	XXX	XXX	0	0
11. 2016.....	XXX	XXX	XXX	XXX	XXX	XXX	XXX	XXX	XXX	0

SECTION 3

Years in Which Policies Were Issued	Bulk and Incurred But Not Reported Reserves for Losses and Defense and Cost Containment Expenses at Year End (\$000 omitted)									
	1 2007	2 2008	3 2009	4 2010	5 2011	6 2012	7 2013	8 2014	9 2015	10 2016
1. Prior.....	0	0	0	0	0	0	0	0	0	0
2. 2007.....	0	0	0	0	0	0	0	0	0	0
3. 2008.....	XXX	0	0	0	0	0	0	0	0	0
4. 2009.....	XXX	XXX	0	0	0	0	0	0	0	0
5. 2010.....	XXX	XXX	XXX	0	0	0	0	0	0	0
6. 2011.....	XXX	XXX	XXX	XXX	0	0	0	0	0	0
7. 2012.....	XXX	XXX	XXX	XXX	XXX	0	0	0	0	0
8. 2013.....	XXX	XXX	XXX	XXX	XXX	XXX	0	0	0	0
9. 2014.....	XXX	XXX	XXX	XXX	XXX	XXX	XXX	0	0	0
10. 2015.....	XXX	XXX	XXX	XXX	XXX	XXX	XXX	XXX	0	0
11. 2016.....	XXX	XXX	XXX	XXX	XXX	XXX	XXX	XXX	XXX	0

SCHEDULE P - PART 7B - REINSURANCE LOSS SENSITIVE CONTRACTS (continued)

SECTION 4

Years in Which Policies Were Issued	Net Earned Premiums Reported At Year End (\$000 Omitted)									
	1 2007	2 2008	3 2009	4 2010	5 2011	6 2012	7 2013	8 2014	9 2015	10 2016
1. Prior.....	0	0	0	0	0	0	0	0	0	0
2. 2007.....	0	0	0	0	0	0	0	0	0	0
3. 2008.....	.XXX	0	0	0	0	0	0	0	0	0
4. 2009.....	.XXX	.XXX	0	0	0	0	0	0	0	0
5. 2010.....	.XXX	.XXX	.XXX	0	0	0	0	0	0	0
6. 2011.....	.XXX	.XXX	.XXX	.XXX	0	0	0	0	0	0
7. 2012.....	.XXX	.XXX	.XXX	.XXX	.XXX	0	0	0	0	0
8. 2013.....	.XXX	.XXX	.XXX	.XXX	.XXX	.XXX	0	0	0	0
9. 2014.....	.XXX	.XXX	.XXX	.XXX	.XXX	.XXX	.XXX	0	0	0
10. 2015.....	.XXX	.XXX	.XXX	.XXX	.XXX	.XXX	.XXX	.XXX	0	0
11. 2016.....	.XXX	.XXX	.XXX	.XXX	.XXX	.XXX	.XXX	.XXX	.XXX	0

SECTION 5

Years in Which Policies Were Issued	Net Reserve For Premium Adjustments And Accrued Retrospective Premiums At Year End (\$000 Omitted)									
	1 2007	2 2008	3 2009	4 2010	5 2011	6 2012	7 2013	8 2014	9 2015	10 2016
1. Prior.....	0	0	0	0	0	0	0	0	0	0
2. 2007.....	0	0	0	0	0	0	0	0	0	0
3. 2008.....	.XXX	0	0	0	0	0	0	0	0	0
4. 2009.....	.XXX	.XXX	0	0	0	0	0	0	0	0
5. 2010.....	.XXX	.XXX	.XXX	0	0	0	0	0	0	0
6. 2011.....	.XXX	.XXX	.XXX	.XXX	0	0	0	0	0	0
7. 2012.....	.XXX	.XXX	.XXX	.XXX	.XXX	0	0	0	0	0
8. 2013.....	.XXX	.XXX	.XXX	.XXX	.XXX	.XXX	0	0	0	0
9. 2014.....	.XXX	.XXX	.XXX	.XXX	.XXX	.XXX	.XXX	0	0	0
10. 2015.....	.XXX	.XXX	.XXX	.XXX	.XXX	.XXX	.XXX	.XXX	0	0
11. 2016.....	.XXX	.XXX	.XXX	.XXX	.XXX	.XXX	.XXX	.XXX	.XXX	0

SECTION 6

Years in Which Policies Were Issued	Incurred Adjustable Commissions Reported At Year End (\$000 Omitted)									
	1 2007	2 2008	3 2009	4 2010	5 2011	6 2012	7 2013	8 2014	9 2015	10 2016
1. Prior.....	0	0	0	0	0	0	0	0	0	0
2. 2007.....	0	0	0	0	0	0	0	0	0	0
3. 2008.....	.XXX	0	0	0	0	0	0	0	0	0
4. 2009.....	.XXX	.XXX	0	0	0	0	0	0	0	0
5. 2010.....	.XXX	.XXX	.XXX	0	0	0	0	0	0	0
6. 2011.....	.XXX	.XXX	.XXX	.XXX	0	0	0	0	0	0
7. 2012.....	.XXX	.XXX	.XXX	.XXX	.XXX	0	0	0	0	0
8. 2013.....	.XXX	.XXX	.XXX	.XXX	.XXX	.XXX	0	0	0	0
9. 2014.....	.XXX	.XXX	.XXX	.XXX	.XXX	.XXX	.XXX	0	0	0
10. 2015.....	.XXX	.XXX	.XXX	.XXX	.XXX	.XXX	.XXX	.XXX	0	0
11. 2016.....	.XXX	.XXX	.XXX	.XXX	.XXX	.XXX	.XXX	.XXX	.XXX	0

SECTION 7

Years in Which Policies Were Issued	Reserves For Commission Adjustments At Year End (\$000 Omitted)									
	1 2007	2 2008	3 2009	4 2010	5 2011	6 2012	7 2013	8 2014	9 2015	10 2016
1. Prior.....	0	0	0	0	0	0	0	0	0	0
2. 2007.....	0	0	0	0	0	0	0	0	0	0
3. 2008.....	.XXX	0	0	0	0	0	0	0	0	0
4. 2009.....	.XXX	.XXX	0	0	0	0	0	0	0	0
5. 2010.....	.XXX	.XXX	.XXX	0	0	0	0	0	0	0
6. 2011.....	.XXX	.XXX	.XXX	.XXX	0	0	0	0	0	0
7. 2012.....	.XXX	.XXX	.XXX	.XXX	.XXX	0	0	0	0	0
8. 2013.....	.XXX	.XXX	.XXX	.XXX	.XXX	.XXX	0	0	0	0
9. 2014.....	.XXX	.XXX	.XXX	.XXX	.XXX	.XXX	.XXX	0	0	0
10. 2015.....	.XXX	.XXX	.XXX	.XXX	.XXX	.XXX	.XXX	.XXX	0	0
11. 2016.....	.XXX	.XXX	.XXX	.XXX	.XXX	.XXX	.XXX	.XXX	.XXX	0

Annual Statement for the year 2016 of the **Metropolitan Property and Casualty Insurance Company**
SCHEDULE P INTERROGATORIES

1. The following questions relate to yet-to-be-issued Extended Reporting Endorsements (EREs) arising from Death, Disability, or Retirement (DDR) provisions in Medical Professional Liability Claims-Made insurance policies. EREs provided for reasons other than DDR are not be included.
- 1.1 Does the company issue Medical Professional Liability Claims-Made insurance policies that provide tail (also known as an extended reporting endorsement, or "ERE") benefits in the event of Death, Disability, or Retirement (DDR) at a reduced charge or at no additional cost? Yes [] No [X]
 If the answer to question 1.1 is "no", leave the following questions blank. If the answer to question 1.1 is "yes", please answer the following questions.
- 1.2 What is the total amount of the reserve for that provision (DDR reserve), as reported, explicitly or not, elsewhere in this statement (in dollars)? \$.....0
- 1.3 Does the company report any DDR reserve as Unearned Premium Reserve per SSAP #65? Yes [] No []
- 1.4 Does the company report any DDR reserve as loss or loss adjustment expense reserve? Yes [] No []
- 1.5 If the company reports DDR reserve as Unearned Premium Reserve, does that amount match the figure on the Underwriting and Investment Exhibit, Part 1A - Recapitulation of all Premiums (Page 7) Column 2, Lines 11.1 plus 11.2? Yes [] No [] N/A []
- 1.6 If the company reports DDR reserve as loss or loss adjustment expense reserve, please complete the following table corresponding to where these reserves are reported in Schedule P:

Years in Which Premiums Were Earned and Losses Were Incurred		DDR Reserve Included in Schedule P, Part 1F, Medical Professional Liability Column 24: Total Net Losses and Expenses Unpaid	
		1 Section 1: Occurrence	2 Section 2: Claims-Made
1.601	Prior.....00
1.602	2007.....00
1.603	2008.....00
1.604	2009.....00
1.605	2010.....00
1.606	2011.....00
1.607	2012.....00
1.608	2013.....00
1.609	2014.....00
1.610	2015.....00
1.611	2016.....00
1.612	Totals.....00

2. The definition of allocated loss adjustment expenses (ALAE) and, therefore, unallocated loss adjustment expenses (ULAE) was changed effective January 1, 1998. This change in definition applies to both paid and unpaid expenses. Are these expenses (now reported as "Defense and Cost Containment" and "Adjusting and Other") reported in compliance with these definitions in this statement? Yes [X] No []

3. The Adjusting and Other expense payments and reserves should be allocated to the years in which the losses were incurred based on the number of claims reported, closed and outstanding in those years. When allocating Adjusting and Other expense between companies in a group or a pool, the Adjusting and Other expense should be allocated in the same percentage used for the loss amounts and the claim counts. For reinsurers, Adjusting and Other expense assumed should be reported according to the reinsurance contract. For Adjusting and Other expense incurred by reinsurers, or in those situations where suitable claim count information is not available, Adjusting and Other expense should be allocated by a reasonable method determined by the company and described in Interrogatory 7, below. Are they so reported in this statement? Yes [X] No []

4. Do any lines in Schedule P include reserves that are reported gross of any discount to present value of future payments, and that are reported net of such discounts on Page 10? Yes [] No [X]

If yes, proper disclosure must be made in the Notes to Financial Statements, as specified in the Instructions. Also, the discounts must be reported in Schedule P - Part 1, Columns 32 and 33.

Schedule P must be completed gross of non-tabular discounting. Work papers relating to discount calculations must be available for examination upon request.

Discounting is allowed only if expressly permitted by the state insurance department to which this Annual Statement is being filed.

5. What were the net premiums in force at the end of the year for: (in thousands of dollars)
- 5.1 Fidelity \$.....0
- 5.2 Surety \$.....0

6. Claim count information is reported per claim or per claimant. (Indicate which). PER CLAIM
 If not the same in all years, explain in Interrogatory 7.

- 7.1 The information provided in Schedule P will be used by many persons to estimate the adequacy of the current loss and expense reserves, among other things. Are there any especially significant events, coverage, retention or accounting changes that have occurred that must be considered when making such analyses? Yes [X] No []

- 7.2 An extended statement may be attached.
Effective January 1, 2001, the company entered into a 100% Restated Quota Share Reinsurance Agreement with its subsidiary companies. The company assumes 100% interest in each of the subsidiaries' gross net liabilities and its premiums, losses, expenses, payment fees, dividends and direct agents balance

SCHEDULE T - PART 2

INTERSTATE COMPACT - EXHIBIT OF PREMIUMS WRITTEN

Allocated by States and Territories

States, Etc.		Direct Business Only					Totals
		1 Life (Group and Individual)	2 Annuities (Group and Individual)	3 Disability Income (Group and Individual)	4 Long-Term Care (Group and Individual)	5 Deposit-Type Contracts	
1. Alabama.....AL	0	0	0	0	0	0	
2. Alaska.....AK	0	0	0	0	0	0	
3. Arizona.....AZ	0	0	0	0	0	0	
4. Arkansas.....AR	0	0	0	0	0	0	
5. California.....CA	0	0	0	0	0	0	
6. Colorado.....CO	0	0	0	0	0	0	
7. Connecticut.....CT	0	0	0	0	0	0	
8. Delaware.....DE	0	0	0	0	0	0	
9. District of Columbia.....DC	0	0	0	0	0	0	
10. Florida.....FL	0	0	0	0	0	0	
11. Georgia.....GA	0	0	0	0	0	0	
12. Hawaii.....HI	0	0	0	0	0	0	
13. Idaho.....ID	0	0	0	0	0	0	
14. Illinois.....IL	0	0	0	0	0	0	
15. Indiana.....IN	0	0	0	0	0	0	
16. Iowa.....IA	0	0	0	0	0	0	
17. Kansas.....KS	0	0	0	0	0	0	
18. Kentucky.....KY	0	0	0	0	0	0	
19. Louisiana.....LA	0	0	0	0	0	0	
20. Maine.....ME	0	0	0	0	0	0	
21. Maryland.....MD	0	0	0	0	0	0	
22. Massachusetts.....MA	0	0	0	0	0	0	
23. Michigan.....MI	0	0	0	0	0	0	
24. Minnesota.....MN	0	0	0	0	0	0	
25. Mississippi.....MS	0	0	0	0	0	0	
26. Missouri.....MO	0	0	0	0	0	0	
27. Montana.....MT	0	0	0	0	0	0	
28. Nebraska.....NE	0	0	0	0	0	0	
29. Nevada.....NV	0	0	0	0	0	0	
30. New Hampshire.....NH	0	0	0	0	0	0	
31. New Jersey.....NJ	0	0	0	0	0	0	
32. New Mexico.....NM	0	0	0	0	0	0	
33. New York.....NY	0	0	0	0	0	0	
34. North Carolina.....NC	0	0	0	0	0	0	
35. North Dakota.....ND	0	0	0	0	0	0	
36. Ohio.....OH	0	0	0	0	0	0	
37. Oklahoma.....OK	0	0	0	0	0	0	
38. Oregon.....OR	0	0	0	0	0	0	
39. Pennsylvania.....PA	0	0	0	0	0	0	
40. Rhode Island.....RI	0	0	0	0	0	0	
41. South Carolina.....SC	0	0	0	0	0	0	
42. South Dakota.....SD	0	0	0	0	0	0	
43. Tennessee.....TN	0	0	0	0	0	0	
44. Texas.....TX	0	0	0	0	0	0	
45. Utah.....UT	0	0	0	0	0	0	
46. Vermont.....VT	0	0	0	0	0	0	
47. Virginia.....VA	0	0	0	0	0	0	
48. Washington.....WA	0	0	0	0	0	0	
49. West Virginia.....WV	0	0	0	0	0	0	
50. Wisconsin.....WI	0	0	0	0	0	0	
51. Wyoming.....WY	0	0	0	0	0	0	
52. American Samoa.....AS	0	0	0	0	0	0	
53. Guam.....GU	0	0	0	0	0	0	
54. Puerto Rico.....PR	0	0	0	0	0	0	
55. US Virgin Islands.....VI	0	0	0	0	0	0	
56. Northern Mariana Islands.....MP	0	0	0	0	0	0	
57. Canada.....CAN	0	0	0	0	0	0	
58. Aggregate Other Alien.....OT	0	0	0	0	0	0	
59. Totals.....	0	0	0	0	0	0	

NONE

SCHEDULE Y

PART 1A - DETAIL OF INSURANCE HOLDING COMPANY SYSTEM

1	2	3	4	5	6	7	8	9	10	11	12	13	14	15	16
Group Code	Group Name	NAIC Company Code	ID Number	Federal RSSD	CIK	Name of Securities Exchange if Publicly Traded (U.S. or International)	Names of Parent, Subsidiaries or Affiliates	Domiciliary Location	Relationship to Reporting Entity	Directly Controlled by (Name of Entity/Person)	Type of Control (Ownership Board, Management Attorney-in-Fact, Influence, Other)	If Control is Ownership Provide Percentage	Ultimate Controlling Entity(ies)/Person(s)	Is an SCA Filing Required? (Y/N)	*
Members															
0241	MetLife.....	00000..	13-4075851..	2945824	1099219	NYSE, ISE.....	MetLife, Inc.....	DE.....	UDP.....	Board of Directors.....	Board of Directors	0.000	Board of Directors.....	..N.....	0.....
0241	MetLife.....	65978..	13-5581829..	1583845	937834	ISE.....	Metropolitan Life Insurance Company.....	NY.....	IA.....	MetLife, Inc.....	Ownership.....	100.000	MetLife, Inc.....	..N.....	0.....
0241	MetLife.....	00000..	20-2985998..	0	0		500 Grant Street GP, LLC.....	DE.....	NIA.....	Metropolitan Life Insurance Company.....	Ownership.....	100.000	MetLife, Inc.....	..N.....	0.....
0241	MetLife.....	00000..		0	0		500 Grant Street Associates Limited Partnership	CT.....	NIA.....	Metropolitan Life Insurance Company.....	Ownership.....	99.000	MetLife, Inc.....	..N.....	0.....
0241	MetLife.....	00000..		0	0		500 Grant Street Associates Limited Partnership	CT.....	NIA.....	500 Grant Street GP LLC.....	Ownership.....	1.000	MetLife, Inc.....	..N.....	0.....
0241	MetLife.....	00000..	22-3140349..	0	0		MetLife Retirement Services LLC.....	NJ.....	NIA.....	Metropolitan Life Insurance Company.....	Ownership.....	100.000	MetLife, Inc.....	..N.....	0.....
0241	MetLife.....	00000..	13-2862391..	0	0		Brighthouse Securities, LLC.....	DE.....	NIA.....	MetLife, Inc.....	Ownership.....	100.000	MetLife, Inc.....	..N.....	0.....
0241	MetLife.....	63665..	43-0285930..	0	728240		General American Life Insurance Company.....	MO.....	IA.....	MetLife, Inc.....	Ownership.....	100.000	MetLife, Inc.....	..Y.....	0.....
0241	MetLife.....	00000..	45-2420223..	0	0		GALIC Holdings LLC.....	DE.....	NIA.....	General American Life Insurance Company.....	Ownership.....	100.000	MetLife, Inc.....	..N.....	0.....
0241	MetLife.....	91626..	04-2708937..	0	1030011		New England Life Insurance Company.....	MA.....	IA.....	MetLife, Inc.....	Ownership.....	100.000	MetLife, Inc.....	..Y.....	0.....
0241	MetLife.....	00000..		0	0		MLIC CB Holdings LLC.....	DE.....	NIA.....	Metropolitan Life Insurance Company.....	Ownership.....	100.000	MetLife, Inc.....	..N.....	0.....
0241	MetLife.....	00000..		0	0		HPZ Assets LLC.....	DE.....	NIA.....	Metropolitan Life Insurance Company.....	Ownership.....	100.000	MetLife, Inc.....	..N.....	0.....
0241	MetLife.....	00000..		0	0		Alternative Fuels I, LLC.....	DE.....	NIA.....	Metropolitan Life Insurance Company.....	Ownership.....	100.000	MetLife, Inc.....	..N.....	0.....
0241	MetLife.....	00000..	46-0800386..	0	0		CC Holdco Manager, LLC.....	DE.....	NIA.....	Metropolitan Life Insurance Company.....	Ownership.....	100.000	MetLife, Inc.....	..N.....	0.....
0241	MetLife.....	00000..	13-5581829..	0	0		MetLife Private Equity Holdings, LLC.....	DE.....	NIA.....	MetLife SP Holdings, LLC.....	Ownership.....	100.000	MetLife, Inc.....	..N.....	0.....
0241	MetLife.....	00000..		0	0		Euro CL Investments LLC.....	DE.....	NIA.....	Metropolitan Life Insurance Company.....	Ownership.....	100.000	MetLife, Inc.....	..N.....	0.....
0241	MetLife.....	00000..		0	0		1001 Properties, LLC.....	DE.....	NIA.....	Metropolitan Life Insurance Company.....	Ownership.....	100.000	MetLife, Inc.....	..N.....	0.....
0241	MetLife.....	00000..		0	0		6104 Hollywood, LLC.....	DE.....	NIA.....	Metropolitan Life Insurance Company.....	Ownership.....	100.000	MetLife, Inc.....	..N.....	0.....
0241	MetLife.....	00000..		0	0		The Building at 575 Fifth Avenue Mezzanine LLC	DE.....	NIA.....	Metropolitan Life Insurance Company.....	Ownership.....	100.000	MetLife, Inc.....	..N.....	0.....
0241	MetLife.....	00000..		0	0		The Building at 575 Fifth Retail Holding LLC.....	DE.....	NIA.....	The Building at 575 Fifth Avenue Mezzanine LLC	Ownership.....	100.000	MetLife, Inc.....	..N.....	0.....
0241	MetLife.....	00000..		0	0		The Building at 575 Fifth Retail Owner LLC.....	DE.....	NIA.....	The Building at 575 Fifth Retail Holding LLC.....	Ownership.....	100.000	MetLife, Inc.....	..N.....	0.....
0241	MetLife.....	00000..	20-8254446..	0	0		10700 Wilshire, LLC.....	DE.....	NIA.....	Metropolitan Life Insurance Company.....	Ownership.....	100.000	MetLife, Inc.....	..N.....	0.....
0241	MetLife.....	00000..		0	0		Sandpiper Cove Associates II, LLC.....	DE.....	NIA.....	Metropolitan Life Insurance Company.....	Ownership.....	100.000	MetLife, Inc.....	..N.....	0.....
0241	MetLife.....	00000..		0	0		ML Mililani Member, LLC.....	DE.....	NIA.....	Metropolitan Life Insurance Company.....	Ownership.....	95.000	MetLife, Inc.....	..N.....	0.....
0241	MetLife.....	00000..		0	0		ML Mililani Member, LLC.....	DE.....	NIA.....	General American Life Insurance Company.....	Ownership.....	5.000	MetLife, Inc.....	..N.....	0.....
0241	MetLife.....	00000..		0	0		ML North Brand Member.....	DE.....	NIA.....	Metropolitan Life Insurance Company.....	Ownership.....	100.000	MetLife, Inc.....	..N.....	0.....
0241	MetLife.....	00000..	47-5228317..	0	0		MCPP Owners, LLC.....	DE.....	NIA.....	Metropolitan Life Insurance Company.....	Ownership.....	84.503	MetLife, Inc.....	..N.....	0.....
0241	MetLife.....	00000..	47-5228317..	0	0		MCPP Owners, LLC.....	DE.....	NIA.....	General American Life Insurance Company.....	Ownership.....	0.603	MetLife, Inc.....	..N.....	0.....
0241	MetLife.....	00000..	47-5228317..	0	0		MCPP Owners, LLC.....	DE.....	NIA.....	Metropolitan Tower Life Insurance Company.....	Ownership.....	1.616	MetLife, Inc.....	..N.....	0.....
0241	MetLife.....	00000..	47-5228317..	0	0		MCPP Owners, LLC.....	DE.....	NIA.....	MTL Leasing, LLC.....	Ownership.....	13.278	MetLife, Inc.....	..N.....	0.....
0241	MetLife.....	00000..	20-3700390..	0	0		Viridian Miracle Mile, LLC.....	DE.....	NIA.....	Metropolitan Life Insurance Company.....	Ownership.....	100.000	MetLife, Inc.....	..N.....	0.....

SCHEDULE Y

PART 1A - DETAIL OF INSURANCE HOLDING COMPANY SYSTEM

1	2	3	4	5	6	7	8	9	10	11	12	13	14	15	16
Group Code	Group Name	NAIC Company Code	ID Number	Federal RSSD	CIK	Name of Securities Exchange if Publicly Traded (U.S. or International)	Names of Parent, Subsidiaries or Affiliates	Domiciliary Location	Relationship to Reporting Entity	Directly Controlled by (Name of Entity/Person)	Type of Control (Ownership Board, Management Attorney-in-Fact, Influence, Other)	If Control is Ownership Provide Percentage	Ultimate Controlling Entity(ies)/Person(s)	Is an SCA Filing Required? (Y/N)	*
0241	MetLife.....	00000..	98-1107266..00		MetLife Canada Solar ULC.....	CAN.....	NIA.....	MetLife Capital, Limited Partnership.....	Ownership.....	100.000	MetLife, Inc.....N.....	0.....
0241	MetLife.....	00000..	42755340		MetLife Investments Asia Limited (Hong Kong).....	HKG.....	NIA.....	MetLife Investment Management Holdings (Ireland) Limited.....	Ownership.....	100.000	MetLife, Inc.....N.....	0.....
0241	MetLife.....	00000..	42544270		MetLife Investments Limited (UK).....	GBR.....	NIA.....	Metropolitan Life Insurance Company.....	Ownership.....	99.000	MetLife, Inc.....Y.....	0.....
0241	MetLife.....	00000..	42544270		MetLife Investments Limited (UK).....	GBR.....	NIA.....	23rd Street Investments, Inc.....	Ownership.....	1.000	MetLife, Inc.....Y.....	0.....
0241	MetLife.....	00000..	42544450		MetLife Latin America Asesorias e Inversiones Limitada (Chile).....	CHL.....	NIA.....	Metropolitan Life Insurance Company.....	Ownership.....	99.990	MetLife, Inc.....N.....	0.....
0241	MetLife.....	00000..	42544450		MetLife Latin America Asesorias e Inversiones Limitada (Chile).....	CHL.....	NIA.....	23rd Street Investments, Inc.....	Ownership.....	0.010	MetLife, Inc.....N.....	0.....
0241	MetLife.....	00000..	86-1176467..00		MEX DF Properties, LLC.....	DE.....	NIA.....	Metropolitan Life Insurance Company.....	Ownership.....	100.000	MetLife, Inc.....N.....	0.....
0241	MetLife.....	00000..	00		LAR Vivienda XVII, S. de. R. L. de C.V.....	MEX.....	NIA.....	MEX DF Properties, LLC.....	Ownership.....	99.990	MetLife, Inc.....N.....	0.....
0241	MetLife.....	00000..	00		LAR Vivienda XVII, S. de. R. L. de C.V.....	MEX.....	NIA.....	Euro CL Investments LLC.....	Ownership.....	0.010	MetLife, Inc.....N.....	0.....
0241	MetLife.....	00000..	55-0891973..00		Corporate Real Estate Holdings, LLC.....	DE.....	NIA.....	Metropolitan Life Insurance Company.....	Ownership.....	100.000	MetLife, Inc.....N.....	0.....
0241	MetLife.....	00000..	00		WFP 1000 Holding Company GP, LLC.....	DE.....	NIA.....	Metropolitan Life Insurance Company.....	Ownership.....	100.000	MetLife, Inc.....N.....	0.....
0241	MetLife.....	00000..	00		MSV Irvine Property, LLC.....	DE.....	NIA.....	Metropolitan Life Insurance Company.....	Ownership.....	96.000	MetLife, Inc.....N.....	0.....
0241	MetLife.....	00000..	00		MSV Irvine Property, LLC.....	DE.....	NIA.....	Metropolitan Tower Realty Company, Inc.....	Ownership.....	4.000	MetLife, Inc.....N.....	0.....
0241	MetLife.....	00000..	13-3619870..00		23rd Street Investments, Inc.....	DE.....	NIA.....	Metropolitan Life Insurance Company.....	Ownership.....	100.000	MetLife, Inc.....Y.....	0.....
0241	MetLife.....	00000..	06-1193029..00		MetLife Capital Credit L.P.....	DE.....	NIA.....	Metropolitan Life Insurance Company.....	Ownership.....	99.000	MetLife, Inc.....N.....	0.....
0241	MetLife.....	00000..	06-1193029..00		MetLife Capital Credit L.P.....	DE.....	NIA.....	23rd Street Investments, Inc.....	Ownership.....	1.000	MetLife, Inc.....N.....	0.....
0241	MetLife.....	00000..	91-1273824..00		MetLife Capital, Limited Partnership.....	DE.....	NIA.....	Metropolitan Life Insurance Company.....	Ownership.....	99.000	MetLife, Inc.....N.....	0.....
0241	MetLife.....	00000..	91-1273824..00		MetLife Capital, Limited Partnership.....	DE.....	NIA.....	23rd Street Investments, Inc.....	Ownership.....	1.000	MetLife, Inc.....N.....	0.....
0241	MetLife.....	00000..	00		Long Island Solar Farm, LLC.....	DE.....	NIA.....	MetLife Renewables Holding, LLC.....	Ownership.....	9.610	MetLife, Inc.....N.....	0.....
0241	MetLife.....	00000..	00		Long Island Solar Farm, LLC.....	DE.....	NIA.....	MetLife Capital, Limited Partnership.....	Ownership.....	90.390	MetLife, Inc.....N.....	0.....
0241	MetLife.....	00000..	43-1822723..42755070		Missouri Reinsurance, Inc.....	CYM.....	IA.....	Metropolitan Life Insurance Company.....	Ownership.....	100.000	MetLife, Inc.....N.....	0.....
0241	MetLife.....	00000..	13-3237278..00		MetLife Holdings, Inc.....	DE.....	NIA.....	Metropolitan Life Insurance Company.....	Ownership.....	100.000	MetLife, Inc.....Y.....	0.....
0241	MetLife.....	00000..	13-3237275..00		MetLife Credit Corp.....	DE.....	NIA.....	MetLife Holdings, Inc. (DE).....	Ownership.....	100.000	MetLife, Inc.....N.....	0.....
0241	MetLife.....	00000..	13-3237277..00		MetLife Funding, Inc.....	DE.....	NIA.....	MetLife Holdings, Inc. (DE).....	Ownership.....	100.000	MetLife, Inc.....N.....	0.....
0241	MetLife.....	00000..	00		85 Broad Street Mezzanine LLC.....	DE.....	NIA.....	Metropolitan Life Insurance Company.....	Ownership.....	100.000	MetLife, Inc.....N.....	0.....
0241	MetLife.....	00000..	46-5563450..00		Buford Logistics Center, LLC.....	DE.....	NIA.....	Metropolitan Life Insurance Company.....	Ownership.....	100.000	MetLife, Inc.....N.....	0.....
0241	MetLife.....	00000..	00		MetLife Park Tower Member, LLC.....	DE.....	NIA.....	Metropolitan Life Insurance Company.....	Ownership.....	100.000	MetLife, Inc.....N.....	0.....
0241	MetLife.....	00000..	47-5505232..00		Park Tower REIT, Inc.....	DE.....	NIA.....	MetLife Park Tower Member, LLC.....	Ownership.....	100.000	MetLife, Inc.....N.....	0.....
0241	MetLife.....	00000..	00		Park Tower JV Member, LLC.....	DE.....	NIA.....	Park Tower REIT, Inc.....	Ownership.....	100.000	MetLife, Inc.....N.....	0.....
0241	MetLife.....	00000..	13-3170235..00		Metropolitan Tower Realty Company, Inc.....	DE.....	NIA.....	Metropolitan Life Insurance Company.....	Ownership.....	100.000	MetLife, Inc.....Y.....	0.....
0241	MetLife.....	00000..	01-0855028..00		Midtown Heights, LLC.....	DE.....	NIA.....	Metropolitan Tower Realty Company, Inc.....	Ownership.....	100.000	MetLife, Inc.....N.....	0.....
0241	MetLife.....	00000..	95-4656835..00		Headland-Pacific Palisades, LLC.....	CA.....	NIA.....	Metropolitan Life Insurance Company.....	Ownership.....	100.000	MetLife, Inc.....N.....	0.....
0241	MetLife.....	00000..	95-4146440..00		Headland Properties Associates.....	CA.....	NIA.....	Metropolitan Life Insurance Company.....	Ownership.....	99.000	MetLife, Inc.....N.....	0.....

97.1

SCHEDULE Y

PART 1A - DETAIL OF INSURANCE HOLDING COMPANY SYSTEM

1	2	3	4	5	6	7	8	9	10	11	12	13	14	15	16
Group Code	Group Name	NAIC Company Code	ID Number	Federal RSSD	CIK	Name of Securities Exchange if Publicly Traded (U.S. or International)	Names of Parent, Subsidiaries or Affiliates	Domiciliary Location	Relationship to Reporting Entity	Directly Controlled by (Name of Entity/Person)	Type of Control (Ownership Board, Management Attorney-in-Fact, Influence, Other)	If Control is Ownership Provide Percentage	Ultimate Controlling Entity(ies)/Person(s)	Is an SCA Filing Required? (Y/N)	*
0241	MetLife.....	00000..	95-4146440..00		Headland Properties Associates.....	CA.....	NIA.....	Headland-Pacific Palisades, LLC.....	Ownership.....1.000	MetLife, Inc.....N.....	0.....
0241	MetLife.....	00000..	43-6026902..00		White Oak Royalty Company.....	OK.....	NIA.....	Metropolitan Life Insurance Company.....	Ownership.....100.000	MetLife, Inc.....Y.....	0.....
0241	MetLife.....	00000..	30-0777814..00		Marketplace Residences, LLC.....	DE.....	NIA.....	Metropolitan Life Insurance Company.....	Ownership.....100.000	MetLife, Inc.....N.....	0.....
0241	MetLife.....	00000..	26-2853672..00		MLIC Asset Holdings LLC.....	DE.....	NIA.....	Metropolitan Life Insurance Company.....	Ownership.....100.000	MetLife, Inc.....N.....	0.....
0241	MetLife.....	00000..	00		MetLife Properties Ventures, LLC.....	DE.....	NIA.....	Metropolitan Life Insurance Company.....	Ownership.....100.000	MetLife, Inc.....N.....	0.....
0241	MetLife.....	00000..	00		Citypoint Holdings II Limited (UK).....	GBR.....	NIA.....	MetLife Properties Ventures, LLC.....	Ownership.....100.000	MetLife, Inc.....N.....	0.....
0241	MetLife.....	00000..	22-2375428..00		Transmountain Land & Livestock Company.....	MT.....	NIA.....	Metropolitan Life Insurance Company.....	Ownership.....100.000	MetLife, Inc.....Y.....	0.....
0241	MetLife.....	00000..	34-1650967..00		Hyatt Legal Plans, Inc.....	DE.....	NIA.....	Metropolitan Life Insurance Company.....	Ownership.....100.000	MetLife, Inc.....Y.....	0.....
0241	MetLife.....	00000..	34-1631590..00		Hyatt Legal Plans of Florida, Inc.....	FL.....	NIA.....	Hyatt Legal Plans, Inc.....	Ownership.....100.000	MetLife, Inc.....N.....	0.....
0241	MetLife.....	00000..	27-0226554..00		MLIC Asset Holdings II LLC.....	DE.....	NIA.....	Metropolitan Life Insurance Company.....	Ownership.....100.000	MetLife, Inc.....N.....	0.....
0241	MetLife.....	00000..	30-0756430..00		EI Conquistador MAH II LLC.....	DE.....	NIA.....	MLIC Asset Holdings II LLC.....	Ownership.....100.000	MetLife, Inc.....N.....	0.....
0241	MetLife.....	00000..	80-0868980..00		Mansell Office LLC.....	DE.....	NIA.....	MLIC Asset Holdings II LLC.....	Ownership.....73.028	MetLife, Inc.....N.....	0.....
0241	MetLife.....	00000..	80-0868980..00		Mansell Office LLC.....	DE.....	NIA.....	MLIC CB Holdings LLC.....	Ownership.....26.972	MetLife, Inc.....N.....	0.....
0241	MetLife.....	00000..	80-0869135..00		Mansell Retail LLC.....	DE.....	NIA.....	MLIC Asset Holdings II LLC.....	Ownership.....73.028	MetLife, Inc.....N.....	0.....
0241	MetLife.....	00000..	80-0869135..00		Mansell Retail LLC.....	DE.....	NIA.....	MLIC CB Holdings LLC.....	Ownership.....26.972	MetLife, Inc.....N.....	0.....
0241	MetLife.....	00000..	00		MetLife RC SF Member, LLC.....	DE.....	NIA.....	Metropolitan Life Insurance Company.....	Ownership.....100.000	MetLife, Inc.....N.....	0.....
0241	MetLife.....	00000..	20-3221642..00		MetLife Mall Ventures Limited Partnership.....	DE.....	NIA.....	Metropolitan Life Insurance Company.....	Ownership.....99.000	MetLife, Inc.....N.....	0.....
0241	MetLife.....	00000..	20-3221642..00		MetLife Mall Ventures Limited Partnership.....	DE.....	NIA.....	Metropolitan Tower Realty Company, Inc.....	Ownership.....1.000	MetLife, Inc.....N.....	0.....
0241	MetLife.....	00000..	20-8868348..00		Ashton Judiciary Square, LLC.....	DE.....	NIA.....	Metropolitan Life Insurance Company.....	Ownership.....100.000	MetLife, Inc.....N.....	0.....
0241	MetLife.....	00000..	20-8349277..00		Sandpiper Cove Associates, LLC.....	DE.....	NIA.....	Metropolitan Life Insurance Company.....	Ownership.....90.590	MetLife, Inc.....N.....	0.....
0241	MetLife.....	00000..	20-8349277..00		Sandpiper Cove Associates, LLC.....	DE.....	NIA.....	Metropolitan Tower Realty Company, Inc.....	Ownership.....9.410	MetLife, Inc.....N.....	0.....
0241	MetLife.....	00000..	20-3305615..00		1900 McKinney Properties, LP.....	DE.....	NIA.....	Metropolitan Life Insurance Company.....	Ownership.....99.900	MetLife, Inc.....N.....	0.....
0241	MetLife.....	00000..	20-3305615..00		1900 McKinney Properties, LP.....	DE.....	NIA.....	Metropolitan Tower Realty Company, Inc.....	Ownership.....0.100	MetLife, Inc.....N.....	0.....
0241	MetLife.....	00000..	13-4047186..00		MetLife Tower Resources Group, Inc.....	DE.....	NIA.....	Metropolitan Life Insurance Company.....	Ownership.....100.000	MetLife, Inc.....Y.....	0.....
0241	MetLife.....	00000..	75-2085469..00		Para-Met Plaza Associates.....	FL.....	NIA.....	Metropolitan Life Insurance Company.....	Ownership.....75.000	MetLife, Inc.....N.....	0.....
0241	MetLife.....	00000..	75-2085469..00		Para-Met Plaza Associates.....	FL.....	NIA.....	Metropolitan Tower Realty Company, Inc.....	Ownership.....25.000	MetLife, Inc.....N.....	0.....
0241	MetLife.....	00000..	00		Housing Fund Manager, LLC.....	DE.....	NIA.....	Metropolitan Life Insurance Company.....	Ownership.....100.000	MetLife, Inc.....N.....	0.....
0241	MetLife.....	00000..	26-0405155..00		MTC Fund I, LLC.....	DE.....	NIA.....	Housing Fund Manager, LLC.....	Management.....0.000	MetLife, Inc.....N.....	0.....
0241	MetLife.....	00000..	00		MTC Fund II, LLC.....	DE.....	NIA.....	Housing Fund Manager, LLC.....	Management.....0.000	MetLife, Inc.....N.....	0.....
0241	MetLife.....	00000..	14-2013939..00		MTC Fund III, LLC.....	DE.....	NIA.....	Housing Fund Manager, LLC.....	Management.....0.000	MetLife, Inc.....N.....	0.....
0241	MetLife.....	00000..	13-4078322..00		334 Madison Euro Investments, Inc.....	DE.....	NIA.....	Metropolitan Life Insurance Company.....	Ownership.....100.000	MetLife, Inc.....Y.....	0.....
0241	MetLife.....	00000..	00		St. James Fleet Investments Two Limited.....	CYM.....	NIA.....	Metropolitan Life Insurance Company.....	Ownership.....100.000	MetLife, Inc.....Y.....	0.....
0241	MetLife.....	00000..	00		Park Twenty Three Investments Company (UK).....	GBR.....	NIA.....	St. James Fleet Investments Two Limited.....	Ownership.....100.000	MetLife, Inc.....N.....	0.....
0241	MetLife.....	00000..	00		Convent Station Euro Investments Four Company (UK).....	GBR.....	NIA.....	Park Twenty Three Investments Company.....	Ownership.....100.000	MetLife, Inc.....N.....	0.....
0241	MetLife.....	00000..	00		OMI MLIC Investments Limited.....	CYM.....	NIA.....	Convent Station Euro Investments Four Company.....	Ownership.....100.000	MetLife, Inc.....N.....	0.....

97.2

SCHEDULE Y

PART 1A - DETAIL OF INSURANCE HOLDING COMPANY SYSTEM

1	2	3	4	5	6	7	8	9	10	11	12	13	14	15	16
Group Code	Group Name	NAIC Company Code	ID Number	Federal RSSD	CIK	Name of Securities Exchange if Publicly Traded (U.S. or International)	Names of Parent, Subsidiaries or Affiliates	Domiciliary Location	Relationship to Reporting Entity	Directly Controlled by (Name of Entity/Person)	Type of Control (Ownership Board, Management Attorney-in-Fact, Influence, Other)	If Control is Ownership Provide Percentage	Ultimate Controlling Entity(ies)/Person(s)	Is an SCA Filing Required? (Y/N)	*
0241	MetLife.....	00000..	46-3608641..00		ML Swan Mezz, LLC.....	DE.....	NIA.....	Metropolitan Life Insurance Company.....	Ownership.....	...100.000	MetLife, Inc.....N.....	0.....
0241	MetLife.....	00000..	46-3589015..00		ML Swan GP, LLC.....	DE.....	NIA.....	ML Swan Mezz, LLC.....	Ownership.....	...100.000	MetLife, Inc.....N.....	0.....
0241	MetLife.....	00000..	46-3616798..00		ML Dolphin Mezz, LLC.....	DE.....	NIA.....	Metropolitan Life Insurance Company.....	Ownership.....	...100.000	MetLife, Inc.....N.....	0.....
0241	MetLife.....	00000..	46-3593573..00		ML Dolphin GP, LLC.....	DE.....	NIA.....	ML Dolphin Mezz, LLC.....	Ownership.....	...100.000	MetLife, Inc.....N.....	0.....
0241	MetLife.....	00000..	00		Haskell East Village, LLC.....	DE.....	NIA.....	Metropolitan Life Insurance Company.....	Ownership.....	...100.000	MetLife, Inc.....N.....	0.....
0241	MetLife.....	00000..	46-3426206..00		MetLife Cabo Hilton Member, LLC.....	DE.....	NIA.....	Metropolitan Life Insurance Company.....	Ownership.....54.129	MetLife, Inc.....N.....	0.....
0241	MetLife.....	00000..	46-3426206..00		MetLife Cabo Hilton Member, LLC.....	DE.....	NIA.....	General American Life Insurance Company....	Ownership.....16.900	MetLife, Inc.....N.....	0.....
0241	MetLife.....	00000..	46-3426206..00		MetLife Cabo Hilton Member, LLC.....	DE.....	NIA.....	MetLife Insurance Company USA.....	Ownership.....28.971	MetLife, Inc.....N.....	0.....
0241	MetLife.....	00000..	46-0803970..00		MetLife CC Member, LLC.....	DE.....	NIA.....	Metropolitan Life Insurance Company.....	Ownership.....95.122	MetLife, Inc.....N.....	0.....
0241	MetLife.....	00000..	46-0803970..00		MetLife CC Member, LLC.....	DE.....	NIA.....	General American Life Insurance Company....	Ownership.....4.878	MetLife, Inc.....N.....	0.....
0241	MetLife.....	00000..	13-5581829..00		MetLife SP Holdings, LLC.....	DE.....	NIA.....	Metropolitan Life Insurance Company.....	Ownership.....	...100.000	MetLife, Inc.....N.....	0.....
0241	MetLife.....	00000..	80-0821598..00		Oconee Hotel Company, LLC.....	DE.....	NIA.....	Metropolitan Life Insurance Company.....	Ownership.....	...100.000	MetLife, Inc.....N.....	0.....
0241	MetLife.....	00000..	80-0823015..00		Oconee Land Company, LLC.....	DE.....	NIA.....	Metropolitan Life Insurance Company.....	Ownership.....	...100.000	MetLife, Inc.....N.....	0.....
0241	MetLife.....	00000..	80-0823413..00		Oconee Land Development Company, LLC.....	DE.....	NIA.....	Oconee Land Company, LLC.....	Ownership.....	...100.000	MetLife, Inc.....N.....	0.....
0241	MetLife.....	00000..	90-0853553..00		Oconee Golf Company, LLC.....	DE.....	NIA.....	Oconee Land Company, LLC.....	Ownership.....	...100.000	MetLife, Inc.....N.....	0.....
0241	MetLife.....	00000..	37-1694299..00		Oconee Marina Company, LLC.....	DE.....	NIA.....	Oconee Land Company, LLC.....	Ownership.....	...100.000	MetLife, Inc.....N.....	0.....
0241	MetLife.....	00000..	00		1201 TAB Manager, LLC.....	DE.....	NIA.....	Metropolitan Life Insurance Company.....	Ownership.....	...100.000	MetLife, Inc.....N.....	0.....
0241	MetLife.....	00000..	00		MetLife 1201 TAB Member, LLC.....	DE.....	NIA.....	Metropolitan Life Insurance Company.....	Ownership.....96.900	MetLife, Inc.....N.....	0.....
0241	MetLife.....	00000..	00		MetLife 1201 TAB Member, LLC.....	DE.....	DS.....	Metropolitan Property and Casualty Insurance Company	Ownership.....3.100	MetLife, Inc.....N.....	0.....
0241	MetLife.....	00000..	00		MetLife LHH Member, LLC.....	DE.....	NIA.....	Metropolitan Life Insurance Company.....	Ownership.....99.000	MetLife, Inc.....N.....	0.....
0241	MetLife.....	00000..	00		MetLife LHH Member, LLC.....	DE.....	NIA.....	General American Life Insurance Company ...	Ownership.....1.000	MetLife, Inc.....N.....	0.....
0241	MetLife.....	00000..	20-1035937..00		Riverway Residential, LP.....	DE.....	NIA.....	Metropolitan Life Insurance Company.....	Ownership.....99.900	MetLife, Inc.....N.....	0.....
0241	MetLife.....	00000..	20-1035937..00		Riverway Residential, LP.....	DE.....	NIA.....	Metropolitan Tower Realty Company, Inc.....	Ownership.....0.100	MetLife, Inc.....N.....	0.....
0241	MetLife.....	00000..	00		1925 WJC Owner, LLC (DE)	DE.....	NIA.....	Metropolitan Life Insurance Company.....	Ownership.....	...100.000	MetLife, Inc.....N.....	0.....
0241	MetLife.....	00000..	26-1762232..00		Boulevard Residential, LLC.....	DE.....	NIA.....	Metropolitan Life Insurance Company.....	Ownership.....	...100.000	MetLife, Inc.....N.....	0.....
0241	MetLife.....	00000..	00		MetLife Ontario Street Member, LLC (DE)	DE.....	NIA.....	Metropolitan Life Insurance Company.....	Ownership.....	...100.000	MetLife, Inc.....N.....	0.....
0241	MetLife.....	00000..	46-4158087..00		MetLife 555 12th Member, LLC.....	DE.....	NIA.....	Metropolitan Life Insurance Company.....	Ownership.....94.600	MetLife, Inc.....N.....	0.....
0241	MetLife.....	00000..	46-4158087..00		MetLife 555 12th Member, LLC.....	DE.....	NIA.....	General American Life Insurance Company....	Ownership.....5.400	MetLife, Inc.....N.....	0.....
0241	MetLife.....	00000..	47-2085444..00		ML-AI MetLife Member 2, LLC.....	DE.....	NIA.....	Metropolitan Life Insurance Company.....	Ownership.....98.970	MetLife, Inc.....N.....	0.....
0241	MetLife.....	00000..	47-2085444..00		ML-AI MetLife Member 2, LLC.....	DE.....	NIA.....	General American Life Insurance Company....	Ownership.....1.030	MetLife, Inc.....N.....	0.....
0241	MetLife.....	00000..	00		ML-AI MetLife Member 3, LLC.....	DE.....	NIA.....	Metropolitan Life Insurance Company.....	Ownership.....	...100.000	MetLife, Inc.....N.....	0.....
0241	MetLife.....	00000..	00		MetLife ConSquare Member, LLC (DE).....	DE.....	NIA.....	Metropolitan Life Insurance Company.....	Ownership.....	...100.000	MetLife, Inc.....N.....	0.....
0241	MetLife.....	00000..	81-0770888..00		MetLife Treat Towers Member, LLC.....	DE.....	NIA.....	Metropolitan Life Insurance Company.....	Ownership.....	...100.000	MetLife, Inc.....N.....	0.....
0241	MetLife.....	00000..	46-4133357..00		ML Bridgeside Apartments, LLC.....	DE.....	NIA.....	Metropolitan Life Insurance Company.....	Ownership.....	...100.000	MetLife, Inc.....N.....	0.....

97.3

SCHEDULE Y

PART 1A - DETAIL OF INSURANCE HOLDING COMPANY SYSTEM

1	2	3	4	5	6	7	8	9	10	11	12	13	14	15	16
Group Code	Group Name	NAIC Company Code	ID Number	Federal RSSD	CIK	Name of Securities Exchange if Publicly Traded (U.S. or International)	Names of Parent, Subsidiaries or Affiliates	Domiciliary Location	Relationship to Reporting Entity	Directly Controlled by (Name of Entity/Person)	Type of Control (Ownership Board, Management Attorney-in-Fact, Influence, Other)	If Control is Ownership Provide Percentage	Ultimate Controlling Entity(ies)/Person(s)	Is an SCA Filing Required? (Y/N)	*
0241	MetLife.....	00000..					MetLife Camino Ramon Member, LLC.....	DE.....	NIA.....	General American Life Insurance Company....	Ownership.....1.000	MetLife, Inc.....N.....	0.....
0241	MetLife.....	00000..					MetLife Camino Ramon Member, LLC.....	DE.....	NIA.....	Metropolitan Life Insurance Company.....	Ownership.....99.000	MetLife, Inc.....N.....	0.....
0241	MetLife.....	00000..	46-4255167..				ML Terraces, LLC.....	DE.....	NIA.....	Metropolitan Life Insurance Company.....	Ownership.....100.000	MetLife, Inc.....N.....	0.....
0241	MetLife.....	00000..					MetLife CB W/A, LLC.....	DE.....	NIA.....	Metropolitan Life Insurance Company.....	Ownership.....100.000	MetLife, Inc.....N.....	0.....
0241	MetLife.....	00000..	47-1970965..				ML New River Village III, LLC.....	DE.....	NIA.....	Metropolitan Life Insurance Company.....	Ownership.....100.000	MetLife, Inc.....N.....	0.....
0241	MetLife.....	00000..					MetLife 1007 Stewart, LLC.....	DE.....	NIA.....	Metropolitan Life Insurance Company.....	Ownership.....100.000	MetLife, Inc.....N.....	0.....
0241	MetLife.....	00000..					Chestnut Flats Wind, LLC.....	DE.....	NIA.....	Metropolitan Life Insurance Company.....	Ownership.....100.000	MetLife, Inc.....N.....	0.....
0241	MetLife.....	00000..					MetLife 425 MKT Member, LLC.....	DE.....	NIA.....	Metropolitan Life Insurance Company.....	Ownership.....100.000	MetLife, Inc.....N.....	0.....
0241	MetLife.....	00000..	46-4229772..				MetLife THR Investor, LLC.....	DE.....	NIA.....	Metropolitan Life Insurance Company.....	Ownership.....100.000	MetLife, Inc.....N.....	0.....
0241	MetLife.....	00000..					MetLife OFC Member, LLC.....	DE.....	NIA.....	Metropolitan Life Insurance Company.....	Ownership.....100.000	MetLife, Inc.....N.....	0.....
0241	MetLife.....	00000..	47-1256270..				MetLife OBS Member, LLC.....	DE.....	NIA.....	Metropolitan Life Insurance Company.....	Ownership.....100.000	MetLife, Inc.....N.....	0.....
0241	MetLife.....	00000..					MetLife FM Hotel Member, LLC.....	DE.....	NIA.....	Metropolitan Life Insurance Company.....	Ownership.....100.000	MetLife, Inc.....N.....	0.....
0241	MetLife.....	00000..					LHCW Holdings (U.S.) LLC.....	DE.....	NIA.....	MetLife FM Hotel Member, LLC.....	Ownership.....100.000	MetLife, Inc.....N.....	0.....
0241	MetLife.....	00000..					LHC Holdings (U.S.) LLC.....	DE.....	NIA.....	LHCW Holdings (U.S.) LLC.....	Ownership.....100.000	MetLife, Inc.....N.....	0.....
0241	MetLife.....	00000..					LHCW Hotel Holding (U.S.) LLC.....	DE.....	NIA.....	LHC Holdings (U.S.) LLC.....	Ownership.....100.000	MetLife, Inc.....N.....	0.....
0241	MetLife.....	00000..					LHCW Hotel Holding (2002) LLC.....	DE.....	NIA.....	LHCW Hotel Holding (U.S.) LLC.....	Ownership.....100.000	MetLife, Inc.....N.....	0.....
0241	MetLife.....	00000..					LHCW Hotel Operating Company (2002) LLC..	DE.....	NIA.....	LHCW Hotel Holding (U.S.) LLC.....	Ownership.....100.000	MetLife, Inc.....N.....	0.....
0241	MetLife.....	00000..	46-4584166..				ML Southmore, LLC.....	DE.....	NIA.....	Metropolitan Life Insurance Company.....	Ownership.....99.000	MetLife, Inc.....N.....	0.....
0241	MetLife.....	00000..	46-4584166..				ML Southmore, LLC.....	DE.....	NIA.....	General American Life Insurance Company ...	Ownership.....1.000	MetLife, Inc.....N.....	0.....
0241	MetLife.....	00000..					MetLife HCMJV 1 GP, LLC.....	DE.....	NIA.....	Metropolitan Life Insurance Company.....	Ownership.....100.000	MetLife, Inc.....N.....	0.....
0241	MetLife.....	00000..					ML-AI MetLife Member 1, LLC.....	DE.....	NIA.....	Metropolitan Life Insurance Company.....	Ownership.....95.199	MetLife, Inc.....N.....	0.....
0241	MetLife.....	00000..					ML-AI MetLife Member 1, LLC.....	DE.....	DS.....	Metropolitan Property and Casualty Insurance Company	Ownership.....4.801	MetLife, Inc.....N.....	0.....
0241	MetLife.....	00000..	13-3759652..	3166279	0		MetLife International Holdings, LLC.....	DE.....	NIA.....	MetLife Global Holding Company II GmbH (Swiss)	Ownership.....100.000	MetLife, Inc.....N.....	0.....
0241	MetLife.....	00000..	13-3953333..	3166372	0		Natiloportem Holdings, LLC.....	DE.....	NIA.....	MetLife International Holdings, LLC.....	Ownership.....100.000	MetLife, Inc.....N.....	0.....
0241	MetLife.....	00000..		3166402	0		Excelencia Operativa y Tecnologica, S.A. de C.V. (Mexico)	MEX.....	NIA.....	Natiloportem Holdings, LLC.....	Ownership.....99.000	MetLife, Inc.....N.....	0.....
0241	MetLife.....	00000..		3166402	0		Excelencia Operativa y Tecnologica, S.A. de C.V. (Mexico)	MEX.....	NIA.....	MetLife Mexico Servicios, S.A. de C.V.....	Ownership.....1.000	MetLife, Inc.....N.....	0.....
0241	MetLife.....	00000..		3373705	0		MLA Comercial, S.A. de C.V. (Mexico).....	MEX.....	NIA.....	Excelencia Operativa y Tecnologica, S.A. de C.V.	Ownership.....99.000	MetLife, Inc.....N.....	0.....
0241	MetLife.....	00000..		3373705	0		MLA Comercial, S.A. de C.V. (Mexico).....	MEX.....	NIA.....	MetLife Mexico Servicios, S.A. de C.V.....	Ownership.....1.000	MetLife, Inc.....N.....	0.....
0241	MetLife.....	00000..		3373714	0		MLA Servicios S.A. de C.V. (Mexico).....	MEX.....	NIA.....	Excelencia Operativa y Tecnologica, S.A. de C.V.	Ownership.....99.000	MetLife, Inc.....N.....	0.....
0241	MetLife.....	00000..		3373714	0		MLA Servicios S.A. de C.V. (Mexico).....	MEX.....	NIA.....	MetLife Mexico Servicios, S.A. de C.V.....	Ownership.....1.000	MetLife, Inc.....N.....	0.....
0241	MetLife.....	00000..		4240907	0		MM Global Operations Support Center, S.A. de C.V.	MEX.....	NIA.....	MetLife Global Holding Company II GmbH (Swiss)	Ownership.....100.000	MetLife, Inc.....N.....	0.....

97.4

SCHEDULE Y

PART 1A - DETAIL OF INSURANCE HOLDING COMPANY SYSTEM

1	2	3	4	5	6	7	8	9	10	11	12	13	14	15	16
Group Code	Group Name	NAIC Company Code	ID Number	Federal RSSD	CIK	Name of Securities Exchange if Publicly Traded (U.S. or International)	Names of Parent, Subsidiaries or Affiliates	Domiciliary Location	Relationship to Reporting Entity	Directly Controlled by (Name of Entity/Person)	Type of Control (Ownership Board, Management Attorney-in-Fact, Influence, Other)	If Control is Ownership Provide Percentage	Ultimate Controlling Entity(ies)/Person(s)	Is an SCA Filing Required? (Y/N)	*
0241	MetLife.....	00000..		4240907	0		MM Global Operations Support Center, S.A. de C.V.	MEX.....	NIA.....	MetLife Global Holding Company I GmbH (Swiss)	Ownership.....	0.000	MetLife, Inc.....	N.....	0.....
0241	MetLife.....	00000..		4254995	0		Fundacion MetLife Mexico, A.C.....	MEX.....	NIA.....	MM Global Operations Support Center, S.A. de C.V., S.A. de C.V.	Ownership.....	100.000	MetLife, Inc.....	N.....	0.....
0241	MetLife.....	00000..		3166318	0		Metropolitan Life Seguros e Previdencia Privada S.A. (Brazil)	BRA.....	IA.....	MetLife International Holdings, LLC.....	Ownership.....	66.662	MetLife, Inc.....	N.....	0.....
0241	MetLife.....	00000..		3166318	0		Metropolitan Life Seguros e Previdencia Privada S.A. (Brazil)	BRA.....	IA.....	MetLife Worldwide Holdings, LLC.....	Ownership.....	33.337	MetLife, Inc.....	N.....	0.....
0241	MetLife.....	00000..		3166318	0		Metropolitan Life Seguros e Previdencia Privada S.A. (Brazil)	BRA.....	IA.....	Natiloportem Holdings, LLC.....	Ownership.....	0.001	MetLife, Inc.....	N.....	0.....
0241	MetLife.....	00000..		4191616	0		MetLife Ireland Holdings One Limited.....	IRL.....	NIA.....	MetLife International Holdings, LLC.....	Ownership.....	100.000	MetLife, Inc.....	N.....	0.....
0241	MetLife.....	00000..		4189846	0		MetLife Global Holdings Corporation S.A. de C.V. (Mexico)	MEX.....	NIA.....	MetLife Ireland Holdings One Limited.....	Ownership.....	98.900	MetLife, Inc.....	N.....	0.....
0241	MetLife.....	00000..		4189846	0		MetLife Global Holdings Corporation S.A. de C.V. (Mexico)	MEX.....	NIA.....	MetLife International Limited, LLC.....	Ownership.....	1.100	MetLife, Inc.....	N.....	0.....
0241	MetLife.....	00000..	13-3047691..	0	0		Metropolitan Global Management, LLC.....	IRL.....	NIA.....	MetLife Global Holdings Corporation S.A. de C.V.	Ownership.....	99.700	MetLife, Inc.....	N.....	0.....
0241	MetLife.....	00000..	13-3047691..	0	0		Metropolitan Global Management, LLC.....	IRL.....	NIA.....	MetLife International Holdings, LLC.....	Ownership.....	0.300	MetLife, Inc.....	N.....	0.....
0241	MetLife.....	00000..	AA-2730030.	3165740	0		MetLife Mexico Holding S. de R.L. de C.V.....	MEX.....	IA.....	Metropolitan Global Management, LLC.....	Ownership.....	100.000	MetLife, Inc.....	N.....	0.....
0241	MetLife.....	00000..	AA-2730030.	3165740	0		MetLife Mexico Holding S. de R.L. de C.V.....	MEX.....	IA.....	Excelencia Operativa y Tecnologica, S.A. de C.V.	Ownership.....	0.000	MetLife, Inc.....	N.....	0.....
0241	MetLife.....	00000..	AA-2730030.	3165740	0		MetLife Mexico S.A.....	MEX.....	IA.....	Metropolitan Global Management, LLC.....	Ownership.....	99.050	MetLife, Inc.....	N.....	0.....
0241	MetLife.....	00000..	AA-2730030.	3165740	0		MetLife Mexico S.A.....	MEX.....	IA.....	MetLife International Holdings, LLC.....	Ownership.....	0.950	MetLife, Inc.....	N.....	0.....
0241	MetLife.....	00000..		4255291	0		MetLife Afore, S.A. de C.V. (Mexico).....	MEX.....	IA.....	MetLife Mexico S.A.....	Ownership.....	99.990	MetLife, Inc.....	N.....	0.....
0241	MetLife.....	00000..		4255291	0		MetLife Afore, S.A. de C.V. (Mexico).....	MEX.....	IA.....	MetLife Pensiones S.A.....	Ownership.....	0.010	MetLife, Inc.....	N.....	0.....
0241	MetLife.....	00000..		4241061	0		ML Capacitacion Comercial S.A. de C.V. (Mexico)	MEX.....	NIA.....	MetLife Mexico S.A.....	Ownership.....	99.000	MetLife, Inc.....	N.....	0.....
0241	MetLife.....	00000..		4241061	0		ML Capacitacion Comercial S.A. de C.V. (Mexico)	MEX.....	NIA.....	MetLife Mexico Servicios, S.A. de C.V.....	Ownership.....	1.000	MetLife, Inc.....	N.....	0.....
0241	MetLife.....	00000..		4255303	0		MetA SIEFORE Adicional, S.A. de C.V. (Mexico)	MEX.....	NIA.....	MetLife Afore, S.A. de C.V.....	Ownership.....	99.990	MetLife, Inc.....	N.....	0.....
0241	MetLife.....	00000..		4255303	0		MetA SIEFORE Adicional, S.A. de C.V. (Mexico)	MEX.....	NIA.....	MetLife Mexico S.A.....	Ownership.....	0.010	MetLife, Inc.....	N.....	0.....
0241	MetLife.....	00000..		4255415	0		Met1 SIEFORE, S.A. de C.V. (Mexico).....	MEX.....	NIA.....	MetLife Afore, S.A. de C.V.....	Ownership.....	99.990	MetLife, Inc.....	N.....	0.....
0241	MetLife.....	00000..		4255415	0		Met1 SIEFORE, S.A. de C.V. (Mexico).....	MEX.....	NIA.....	MetLife Mexico S.A.....	Ownership.....	0.010	MetLife, Inc.....	N.....	0.....
0241	MetLife.....	00000..		4255844	0		Met2 SIEFORE, S.A. de C.V. (Mexico).....	MEX.....	NIA.....	MetLife Afore, S.A. de C.V.....	Ownership.....	99.990	MetLife, Inc.....	N.....	0.....

97.5

SCHEDULE Y

PART 1A - DETAIL OF INSURANCE HOLDING COMPANY SYSTEM

1	2	3	4	5	6	7	8	9	10	11	12	13	14	15	16
Group Code	Group Name	NAIC Company Code	ID Number	Federal RSSD	CIK	Name of Securities Exchange if Publicly Traded (U.S. or International)	Names of Parent, Subsidiaries or Affiliates	Domiciliary Location	Relationship to Reporting Entity	Directly Controlled by (Name of Entity/Person)	Type of Control (Ownership Board, Management Attorney-in-Fact, Influence, Other)	If Control is Ownership Provide Percentage	Ultimate Controlling Entity(ies)/Person(s)	Is an SCA Filing Required? (Y/N)	*
0241	MetLife.....	00000..		42558440		Met2 SIEFORE, S.A. de C.V. (Mexico).....	MEX.....	NIA.....	MetLife Mexico S.A.....	Ownership.....0.010	MetLife, Inc.....N.....	0.....
0241	MetLife.....	00000..		42553940		Met3 SIEFORE Basica, S.A. de C.V. (Mexico)..	MEX.....	NIA.....	MetLife Afore, S.A. de C.V.....	Ownership.....99.990	MetLife, Inc.....N.....	0.....
0241	MetLife.....	00000..		42553940		Met3 SIEFORE Basica, S.A. de C.V. (Mexico)..	MEX.....	NIA.....	MetLife Mexico S.A.....	Ownership.....0.010	MetLife, Inc.....N.....	0.....
0241	MetLife.....	00000..		42553850		Met4 SIEFORE, S.A. de C.V. (Mexico).....	MEX.....	NIA.....	MetLife Afore, S.A. de C.V.....	Ownership.....99.990	MetLife, Inc.....N.....	0.....
0241	MetLife.....	00000..		42553850		Met4 SIEFORE, S.A. de C.V. (Mexico).....	MEX.....	NIA.....	MetLife Mexico S.A.....	Ownership.....0.010	MetLife, Inc.....N.....	0.....
0241	MetLife.....	00000..		42553760		Met0 SIEFORE Adicional, S.A. de C.V. (Mexico)	MEX.....	NIA.....	MetLife Afore, S.A. de C.V.....	Ownership.....99.990	MetLife, Inc.....N.....	0.....
0241	MetLife.....	00000..		42553760		Met0 SIEFORE Adicional, S.A. de C.V. (Mexico)	MEX.....	NIA.....	MetLife Mexico S.A.....	Ownership.....0.010	MetLife, Inc.....N.....	0.....
0241	MetLife.....	00000..		31657950		MetLife Pensiones Mexico S.A.....	MEX.....	IA.....	Metropolitan Global Management , LLC.....	Ownership.....97.513	MetLife, Inc.....N.....	0.....
0241	MetLife.....	00000..		31657950		MetLife Pensiones Mexico S.A.....	MEX.....	IA.....	MetLife International Holdings, LLC.....	Ownership.....2.488	MetLife, Inc.....N.....	0.....
0241	MetLife.....	00000..		32673900		MetLife Mexico Servicios S.A. de C.V.....	MEX.....	NIA.....	Metropolitan Global Management , LLC.....	Ownership.....98.000	MetLife, Inc.....N.....	0.....
0241	MetLife.....	00000..		32673900		MetLife Mexico Servicios S.A. de C.V.....	MEX.....	NIA.....	MetLife International Holdings, LLC.....	Ownership.....2.000	MetLife, Inc.....N.....	0.....
0241	MetLife.....	00000..	AA-5420018.	31662880		MetLife Insurance Company of Korea, Limited..	KOR.....	IA.....	MetLife Mexico S.A.....	Ownership.....14.640	MetLife, Inc.....N.....	0.....
0241	MetLife.....	00000..	AA-5420018.	31662880		MetLife Insurance Company of Korea, Limited..	KOR.....	IA.....	Metropolitan Global Management , LLC.....	Ownership.....85.360	MetLife, Inc.....N.....	0.....
0241	MetLife.....	00000..		00		MetLife Financial Services, Co., Ltd. (South Korea)	KOR.....	NIA.....	MetLife Insurance Company of Korea, Limited	Ownership.....100.000	MetLife, Inc.....N.....	0.....
0241	MetLife.....	00000..		42008800		MetLife Ireland Treasury d.a.c.....	IRL.....	NIA.....	MetLife Global Holdings Corporation S.A. de C.V.	Ownership.....100.000	MetLife, Inc.....N.....	0.....
0241	MetLife.....	00000..	AA-1930041.	11737140		MetLife Insurance Limited (Australia).....	AUS.....	IA.....	MetLife Ireland Treasury Limited.....	Ownership.....91.165	MetLife, Inc.....N.....	0.....
0241	MetLife.....	00000..	AA-1930041.	11737140		MetLife Insurance Limited (Australia).....	AUS.....	IA.....	MetLife Global Holdings Corporation S.A. de C.V.	Ownership.....8.835	MetLife, Inc.....N.....	0.....
0241	MetLife.....	00000..		00		The Direct Call Center PTY Limited (Australia)..	AUS.....	NIA.....	MetLife Insurance Limited (Australia).....	Ownership.....100.000	MetLife, Inc.....N.....	0.....
0241	MetLife.....	00000..		42393580		MetLife Investments PTY Limited (Australia)....	AUS.....	NIA.....	MetLife Insurance Limited (Australia).....	Ownership.....100.000	MetLife, Inc.....N.....	0.....
0241	MetLife.....	00000..		42393670		MetLife Insurance and Investment Trust (Australia)	AUS.....	NIA.....	MetLife Investments PTY Limited.....	Ownership.....100.000	MetLife, Inc.....N.....	0.....
0241	MetLife.....	00000..		11737320		MetLife General Insurance Limited (Australia)..	AUS.....	IA.....	MetLife Ireland Treasury Limited.....	Ownership.....100.000	MetLife, Inc.....N.....	0.....
0241	MetLife.....	00000..		00		MetLife International Limited, LLC (DE).....	DE.....	NIA.....	MetLife International Holdings, LLC.....	Ownership.....100.000	MetLife, Inc.....N.....	0.....
0241	MetLife.....	00000..		00		AmMetLife Insurance Berhad.....	MYS.....	IA.....	MetLife International Holdings, LLC.....	Ownership.....50.000	MetLife, Inc.....N.....	0.....
0241	MetLife.....	00000..		00		MAXIS GBN S.A.S.....	FRA.....	NIA.....	MetLife International Holdings, LLC.....	Ownership.....50.000	MetLife, Inc.....N.....	0.....
0241	MetLife.....	00000..	AA-5480033.	00		AmMetLife Takaful Berhad.....	MYS.....	IA.....	MetLife International Holdings, LLC.....	Ownership.....50.000	MetLife, Inc.....N.....	0.....
0241	MetLife.....	00000..		00		MetLife Asia Limited (Hong Kong).....	HKG.....	NIA.....	MetLife International Holdings, LLC.....	Ownership.....100.000	MetLife, Inc.....N.....	0.....
0241	MetLife.....	00000..		31663090		Metropolitan Life Insurance Company of Hong Kong Limited	HKG.....	IA.....	MetLife International Holdings, LLC.....	Ownership.....99.999	MetLife, Inc.....N.....	0.....
0241	MetLife.....	00000..		31663090		Metropolitan Life Insurance Company of Hong Kong Limited	HKG.....	IA.....	Natiloportem Holdings, LLC.....	Ownership.....0.001	MetLife, Inc.....N.....	0.....

97.6

SCHEDULE Y

PART 1A - DETAIL OF INSURANCE HOLDING COMPANY SYSTEM

1	2	3	4	5	6	7	8	9	10	11	12	13	14	15	16
Group Code	Group Name	NAIC Company Code	ID Number	Federal RSSD	CIK	Name of Securities Exchange if Publicly Traded (U.S. or International)	Names of Parent, Subsidiaries or Affiliates	Domiciliary Location	Relationship to Reporting Entity	Directly Controlled by (Name of Entity/Person)	Type of Control (Ownership Board, Management Attorney-in-Fact, Influence, Other)	If Control is Ownership Provide Percentage	Ultimate Controlling Entity(ies)/Person(s)	Is an SCA Filing Required? (Y/N)	*
0241	MetLife.....	00000..	41959130	MetLife Planos Odontologicos Ltda. (Brazil).....	BRA.....	IA.....	MetLife International Holdings, LLC.....	Ownership.....	99.999	MetLife, Inc.....N.....	0.....
0241	MetLife.....	00000..	41959130	MetLife Planos Odontologicos Ltda. (Brazil).....	BRA.....	IA.....	Natiloportem Holdings, LLC.....	Ownership.....	0.001	MetLife, Inc.....N.....	0.....
0241	MetLife.....	00000..	20-5894439..	33736390	MetLife Global, Inc.....	DE.....	NIA.....	MetLife, Inc.....	Ownership.....	100.000	MetLife, Inc.....N.....	0.....
0241	MetLife.....	00000..	41898370	Inversiones MetLife Holdco Dos Limitada (Chile)	CHL.....	NIA.....	MetLife International Holdings, LLC.....	Ownership.....	0.001	MetLife, Inc.....N.....	0.....
0241	MetLife.....	00000..	41898370	Inversiones MetLife Holdco Dos Limitada (Chile)	CHL.....	NIA.....	Natiloportem Holdings, LLC.....	Ownership.....	0.000	MetLife, Inc.....N.....	0.....
0241	MetLife.....	00000..	41898370	Inversiones MetLife Holdco Dos Limitada (Chile)	CHL.....	NIA.....	MetLife, Inc.....	Ownership.....	99.999	MetLife, Inc.....N.....	0.....
0241	MetLife.....	00000..	AA-2130012..	16418570	MetLife Seguros S.A. (Argentina).....	ARG.....	IA.....	MetLife International Holdings, LLC.....	Ownership.....	95.524	MetLife, Inc.....N.....	0.....
0241	MetLife.....	00000..	AA-2130012..	16418570	MetLife Seguros S.A. (Argentina).....	ARG.....	IA.....	Natiloportem Holdings, LLC.....	Ownership.....	2.675	MetLife, Inc.....N.....	0.....
0241	MetLife.....	00000..	AA-2130012..	42511450	MetLife Seguros S.A. (Argentina).....	ARG.....	IA.....	International Technical and Advisory Services Limited (USA-Delaware)	Ownership.....	1.801	MetLife, Inc.....N.....	0.....
0241	MetLife.....	00000..	23277380	Compania Inversora MetLife S.A. (Argentina).....	ARG.....	NIA.....	MetLife International Holdings, LLC.....	Ownership.....	95.460	MetLife, Inc.....N.....	0.....
0241	MetLife.....	00000..	23277380	Compania Inversora MetLife S.A. (Argentina).....	ARG.....	NIA.....	Natiloportem Holdings, LLC.....	Ownership.....	4.540	MetLife, Inc.....N.....	0.....
0241	MetLife.....	00000..	42472960	MetLife Servicios S.A. (Argentina).....	ARG.....	NIA.....	Compania Inversora MetLife S.A.....	Ownership.....	18.870	MetLife, Inc.....N.....	0.....
0241	MetLife.....	00000..	42472960	MetLife Servicios S.A. (Argentina).....	ARG.....	NIA.....	MetLife Seguros S.A.....	Ownership.....	79.880	MetLife, Inc.....N.....	0.....
0241	MetLife.....	00000..	42472960	MetLife Servicios S.A. (Argentina).....	ARG.....	NIA.....	Natiloportem Holdings, LLC.....	Ownership.....	0.990	MetLife, Inc.....N.....	0.....
0241	MetLife.....	00000..	42472960	MetLife Servicios S.A. (Argentina).....	ARG.....	NIA.....	MetLife Seguros de Retiro S.A.....	Ownership.....	0.260	MetLife, Inc.....N.....	0.....
0241	MetLife.....	00000..	06-1597037..	29857270	MetLife Worldwide Holdings, LLC.....	DE.....	NIA.....	MetLife International Holdings, LLC.....	Ownership.....	100.000	MetLife, Inc.....N.....	0.....
0241	MetLife.....	00000..	AA-5324104..	31445580	MetLife Limited (Hong Kong).....	HKG.....	IA.....	MetLife Worldwide Holdings, LLC.....	Ownership.....	100.000	MetLife, Inc.....N.....	0.....
0241	MetLife.....	00000..00	BIDV MetLife Life Insurance Limited Liability Company	VNM.....	IA.....	MetLife Limited (Hong Kong).....	Ownership.....	60.000	MetLife, Inc.....N.....	0.....
0241	MetLife.....	00000..	27046100	Best Market S.A. (Argentina).....	ARG.....	NIA.....	MetLife International Holdings, LLC.....	Ownership.....	95.000	MetLife, Inc.....N.....	0.....
0241	MetLife.....	00000..	27046100	Best Market S.A. (Argentina).....	ARG.....	NIA.....	Natiloportem Holdings, LLC.....	Ownership.....	5.000	MetLife, Inc.....N.....	0.....
0241	MetLife.....	00000..	AA-5344102..	31664110	PNB MetLife India Insurance Company Limited.	IND.....	IA.....	MetLife International Holdings, LLC.....	Ownership.....	26.000	MetLife, Inc.....N.....	0.....
0241	MetLife.....	00000..	AA-2130046..	13883030	MetLife Seguros de Retiro S.A. (Argentina).....	ARG.....	IA.....	MetLife International Holdings, LLC.....	Ownership.....	96.890	MetLife, Inc.....N.....	0.....
0241	MetLife.....	00000..	AA-2130046..	13883030	MetLife Seguros de Retiro S.A. (Argentina).....	ARG.....	IA.....	Natiloportem Holdings, LLC.....	Ownership.....	3.110	MetLife, Inc.....N.....	0.....
0241	MetLife.....	00000..	AA-2130046..	43217580	MetLife Seguros de Retiro S.A. (Argentina).....	ARG.....	IA.....	International Technical and Advisory Services Limited (USA-Delaware)	Ownership.....	0.000	MetLife, Inc.....N.....	0.....
0241	MetLife.....	00000..	33736480	MetLife Administradora de Fondos Multipatrocinados Ltda. (Brazil)	BRA.....	NIA.....	MetLife International Holdings, LLC.....	Ownership.....	100.000	MetLife, Inc.....N.....	0.....
0241	MetLife.....	00000..	33736480	MetLife Administradora de Fondos Multipatrocinados Ltda. (Brazil)	BRA.....	NIA.....	Natiloportem Holdings, LLC.....	Ownership.....	0.000	MetLife, Inc.....N.....	0.....
0241	MetLife.....	26298..	13-2725441..	32197280	Metropolitan Property and Casualty Insurance Company	RI.....	RE.....	MetLife, Inc.....	Ownership.....	100.000	MetLife, Inc.....Y.....	0.....
0241	MetLife.....	39950..	22-2342710..00	Metropolitan General Insurance Company.....	RI.....	DS.....	Metropolitan Property and Casualty Insurance Company	Ownership.....	100.000	MetLife, Inc.....N.....	0.....

97.7

SCHEDULE Y

PART 1A - DETAIL OF INSURANCE HOLDING COMPANY SYSTEM

1	2	3	4	5	6	7	8	9	10	11	12	13	14	15	16
Group Code	Group Name	NAIC Company Code	ID Number	Federal RSSD	CIK	Name of Securities Exchange if Publicly Traded (U.S. or International)	Names of Parent, Subsidiaries or Affiliates	Domiciliary Location	Relationship to Reporting Entity	Directly Controlled by (Name of Entity/Person)	Type of Control (Ownership Board, Management Attorney-in-Fact, Influence, Other)	If Control is Ownership Provide Percentage	Ultimate Controlling Entity(ies)/Person(s)	Is an SCA Filing Required? (Y/N)	*
0241	MetLife.....	40169..	05-0393243..00	Metropolitan Casualty Insurance Company.....	RI.....	DS.....	Metropolitan Property and Casualty Insurance Company	Ownership.....100.000	MetLife, Inc.....N.....	0.....
0241	MetLife.....	25321..	23-1903575..00	Metropolitan Direct Property and Casualty Insurance Company	RI.....	DS.....	Metropolitan Property and Casualty Insurance Company	Ownership.....100.000	MetLife, Inc.....N.....	0.....
0241	MetLife.....	22926..	36-1022580..00	Economy Fire & Casualty Company.....	IL.....	DS.....	Metropolitan Property and Casualty Insurance Company	Ownership.....100.000	MetLife, Inc.....N.....	0.....
0241	MetLife.....	38067..	36-3027848..00	Economy Preferred Insurance Company.....	IL.....	DS.....	Economy Fire & Casualty Company.....	Ownership.....100.000	MetLife, Inc.....N.....	0.....
0241	MetLife.....	40649..	36-3105737..00	Economy Premier Assurance Company.....	IL.....	DS.....	Economy Fire & Casualty Company.....	Ownership.....100.000	MetLife, Inc.....N.....	0.....
0241	MetLife.....	00000..	95-3003951..00	MetLife Auto & Home Insurance Agency, Inc.....	RI.....	DS.....	Metropolitan Property and Casualty Insurance Company	Ownership.....100.000	MetLife, Inc.....N.....	0.....
0241	MetLife.....	34339..	13-2915260..00	Metropolitan Group Property and Casualty Insurance Company	RI.....	DS.....	Metropolitan Property and Casualty Insurance Company	Ownership.....100.000	MetLife, Inc.....N.....	0.....
0241	MetLife.....	00000..	05-0476998..00	Metropolitan Lloyds, Inc.....	TX.....	DS.....	Metropolitan Property and Casualty Insurance Company	Ownership.....100.000	MetLife, Inc.....Y.....	0.....
0241	MetLife.....	13938..	75-2483187..00	Metropolitan Lloyds Insurance Company of Texas	TX.....	DS.....	Metropolitan Lloyds, Inc.....	Attorney-in-fact.....0.000	MetLife, Inc.....N.....	0.....
0241	MetLife.....	87726..	06-0566090..1546103733076	MetLife Insurance Company USA.....	DE.....	IA.....	MetLife, Inc.....	Ownership.....100.000	MetLife, Inc.....Y.....	0.....
0241	MetLife.....	00000..	47-4161401..00	ML 1065 Hotel, LLC.....	DE.....	NIA.....	MetLife Insurance Company USA.....	Ownership.....100.000	MetLife, Inc.....N.....	0.....
0241	MetLife.....	00000..00	MetLife Renewables Holding, LLC.....	DE.....	NIA.....	MetLife Insurance Company USA.....	Ownership.....100.000	MetLife, Inc.....N.....	0.....
0241	MetLife.....	00000..00	Greater Sandhill I, LLC.....	DE.....	NIA.....	MetLife Renewables Holding, LLC.....	Ownership.....100.000	MetLife, Inc.....N.....	0.....
0241	MetLife.....	00000..	01-0893117..00	Metropolitan Connecticut Properties Ventures, LLC	DE.....	NIA.....	MetLife Insurance Company USA.....	Ownership.....100.000	MetLife, Inc.....N.....	0.....
0241	MetLife.....	00000..	06-1576470..00	One Financial Place Corporation.....	DE.....	NIA.....	MetLife Insurance Company USA.....	Ownership.....100.000	MetLife, Inc.....N.....	0.....
0241	MetLife.....	00000..00	Sino-US United MetLife Insurance Co. Ltd.....	CHN.....	IA.....	MetLife Insurance Company USA.....	Ownership.....27.800	MetLife, Inc.....N.....	0.....
0241	MetLife.....	00000..00	Sino-US United MetLife Insurance Co. Ltd.....	CHN.....	IA.....	Metropolitan Life Insurance Company.....	Ownership.....22.200	MetLife, Inc.....N.....	0.....
0241	MetLife.....	00000..00	Euro T1 Investments LLC.....	DE.....	NIA.....	MetLife Insurance Company USA.....	Ownership.....100.000	MetLife, Inc.....N.....	0.....
0241	MetLife.....	00000..	46-3156033..0937869	MetLife USA Assignment Company.....	CT.....	NIA.....	MetLife Insurance Company USA.....	Ownership.....100.000	MetLife, Inc.....N.....	0.....
0241	MetLife.....	00000..	26-0224429..00	Daniel/MetLife Midtown Limited Liability Company	DE.....	NIA.....	MetLife Insurance Company USA.....	Ownership.....100.000	MetLife, Inc.....N.....	0.....
0241	MetLife.....	00000..	26-0301826..00	1075 Peachtree, LLC.....	DE.....	NIA.....	Daniel/MetLife Midtown Limited Liability Company	Ownership.....100.000	MetLife, Inc.....N.....	0.....
0241	MetLife.....	00000..	27-0227067..00	TLA Holdings II LLC.....	DE.....	NIA.....	MetLife Insurance Company USA.....	Ownership.....100.000	MetLife, Inc.....N.....	0.....
0241	MetLife.....	00000..	27-1320082..00	TLA Holdings III LLC.....	DE.....	NIA.....	MetLife Insurance Company USA.....	Ownership.....100.000	MetLife, Inc.....N.....	0.....
0241	MetLife.....	00000..00	TIC European Real Estate LP, LLC.....	DE.....	NIA.....	MetLife Insurance Company USA.....	Ownership.....100.000	MetLife, Inc.....N.....	0.....
0241	MetLife.....	00000..	74-3261395..00	TLA Holdings LLC.....	DE.....	NIA.....	MetLife Insurance Company USA.....	Ownership.....100.000	MetLife, Inc.....N.....	0.....
0241	MetLife.....	00000..	51-0099394..00	The Prospect Company.....	DE.....	NIA.....	TLA Holdings LLC.....	Ownership.....100.000	MetLife, Inc.....N.....	0.....

97.8

SCHEDULE Y

PART 1A - DETAIL OF INSURANCE HOLDING COMPANY SYSTEM

1	2	3	4	5	6	7	8	9	10	11	12	13	14	15	16
Group Code	Group Name	NAIC Company Code	ID Number	Federal RSSD	CIK	Name of Securities Exchange if Publicly Traded (U.S. or International)	Names of Parent, Subsidiaries or Affiliates	Domiciliary Location	Relationship to Reporting Entity	Directly Controlled by (Name of Entity/Person)	Type of Control (Ownership Board, Management Attorney-in-Fact, Influence, Other)	If Control is Ownership Provide Percentage	Ultimate Controlling Entity(ies)/Person(s)	Is an SCA Filing Required? (Y/N)	*
0241	MetLife.....	16073..	81-4750360..00		Brighthouse Reinsurance Company of Delaware (DE)	DE.....	IA.....	MetLife Insurance Company USA.....	Ownership.....100.000	MetLife, Inc.....N.....	0.....
0241	MetLife.....	00000..	00		Euro TL Investments LLC.....	DE.....	NIA.....	MetLife Insurance Company USA.....	Ownership.....100.000	MetLife, Inc.....N.....	0.....
0241	MetLife.....	00000..	13-4153151..00		MetLife Canadian Property Ventures LLC.....	NY.....	NIA.....	MetLife Insurance Company USA.....	Ownership.....100.000	MetLife, Inc.....N.....	0.....
0241	MetLife.....	00000..	00		MetLife Property Ventures Canada ULC.....	CAN.....	NIA.....	MetLife Insurance Company USA.....	Ownership.....100.000	MetLife, Inc.....N.....	0.....
0241	MetLife.....	97136..	13-3114906..32197730		Metropolitan Tower Life Insurance Company.....	DE.....	IA.....	MetLife, Inc.....	Ownership.....100.000	MetLife, Inc.....N.....	0.....
0241	MetLife.....	00000..	00		EntreCap Real Estate II, LLC.....	DE.....	NIA.....	Metropolitan Tower Life Insurance Company...	Ownership.....100.000	MetLife, Inc.....N.....	0.....
0241	MetLife.....	00000..	00		PREFCO Dix-Huit LLC.....	CT.....	NIA.....	EntreCap Real Estate II, LLC.....	Ownership.....100.000	MetLife, Inc.....N.....	0.....
0241	MetLife.....	00000..	00		PREFCO X Holdings LLC.....	CT.....	NIA.....	EntreCap Real Estate II, LLC.....	Ownership.....100.000	MetLife, Inc.....N.....	0.....
0241	MetLife.....	00000..	00		PREFCO Ten Limited Partnership.....	CT.....	NIA.....	EntreCap Real Estate II, LLC.....	Ownership.....99.900	MetLife, Inc.....N.....	0.....
0241	MetLife.....	00000..	00		PREFCO Ten Limited Partnership.....	CT.....	NIA.....	PREFCO X Holdings LLC.....	Ownership.....0.100	MetLife, Inc.....N.....	0.....
0241	MetLife.....	00000..	00		PREFCO Vingt LLC.....	CT.....	NIA.....	EntreCap Real Estate II, LLC.....	Ownership.....100.000	MetLife, Inc.....N.....	0.....
0241	MetLife.....	00000..	00		PREFCO Twenty Limited Partnership.....	CT.....	NIA.....	EntreCap Real Estate II, LLC.....	Ownership.....99.000	MetLife, Inc.....N.....	0.....
0241	MetLife.....	00000..	00		PREFCO Twenty Limited Partnership.....	CT.....	NIA.....	PREFCO Vingt LLC.....	Ownership.....1.000	MetLife, Inc.....N.....	0.....
0241	MetLife.....	00000..	00		Plaza Drive Properties, LLC.....	DE.....	NIA.....	Metropolitan Tower Life Insurance Company...	Ownership.....100.000	MetLife, Inc.....N.....	0.....
0241	MetLife.....	00000..	00		MTL Leasing, LLC.....	DE.....	NIA.....	Metropolitan Tower Life Insurance Company...	Ownership.....100.000	MetLife, Inc.....N.....	0.....
0241	MetLife.....	00000..	00		PREFCO IX Realty LLC.....	CT.....	NIA.....	MTL Leasing, LLC.....	Ownership.....100.000	MetLife, Inc.....N.....	0.....
0241	MetLife.....	00000..	00		PREFCO XIV Holdings LLC.....	CT.....	NIA.....	MTL Leasing, LLC.....	Ownership.....100.000	MetLife, Inc.....N.....	0.....
0241	MetLife.....	00000..	00		PREFCO Fourteen Limited Partnership.....	CT.....	NIA.....	MTL Leasing, LLC.....	Ownership.....99.900	MetLife, Inc.....N.....	0.....
0241	MetLife.....	00000..	00		PREFCO Fourteen Limited Partnership.....	CT.....	NIA.....	PREFCO XIV Holdings LLC.....	Ownership.....0.100	MetLife, Inc.....N.....	0.....
0241	MetLife.....	00000..	00		1320 Venture LLC.....	DE.....	NIA.....	MTL Leasing, LLC.....	Ownership.....100.000	MetLife, Inc.....N.....	0.....
0241	MetLife.....	00000..	13-3114906..00		1320 GP LLC.....	DE.....	NIA.....	MTL Leasing, LLC.....	Ownership.....100.000	MetLife, Inc.....N.....	0.....
0241	MetLife.....	00000..	38-3846857..00		1320 Owner LP.....	DE.....	NIA.....	1320 Venture LLC.....	Ownership.....99.900	MetLife, Inc.....N.....	0.....
0241	MetLife.....	00000..	38-3846857..00		1320 Owner LP.....	DE.....	NIA.....	1320 GP LLC.....	Ownership.....0.100	MetLife, Inc.....N.....	0.....
0241	MetLife.....	00000..	00		MetLife Chile Inversiones Limitada.....	CHL.....	NIA.....	MetLife, Inc.....	Ownership.....72.351	MetLife, Inc.....N.....	0.....
0241	MetLife.....	00000..	00		MetLife Chile Inversiones Limitada.....	CHL.....	NIA.....	Inversiones MetLife Holdco Dos Limitada.....	Ownership.....2.767	MetLife, Inc.....N.....	0.....
0241	MetLife.....	00000..	00		MetLife Chile Inversiones Limitada.....	CHL.....	NIA.....	Natiloportem Holdings, LLC.....	Ownership.....0.000	MetLife, Inc.....N.....	0.....
0241	MetLife.....	00000..	00		MetLife Chile Inversiones Limitada.....	CHL.....	NIA.....	American Life Insurance Company.....	Ownership.....24.882	MetLife, Inc.....N.....	0.....
0241	MetLife.....	00000..	AA-2280000..31797740		MetLife Chile Seguros de Vida S.A.....	CHL.....	IA.....	MetLife Chile Inversiones Limitada.....	Ownership.....99.997	MetLife, Inc.....N.....	0.....
0241	MetLife.....	00000..	AA-2280000..31797740		MetLife Chile Seguros de Vida S.A.....	CHL.....	IA.....	International Technical and Advisory Services Limited (USA-Delaware)	Ownership.....0.003	MetLife, Inc.....N.....	0.....
0241	MetLife.....	00000..	00		Inversiones MetLife Holdco Tres Limitada (Chile)	CHL.....	NIA.....	MetLife Chile Inversiones Limitada.....	Ownership.....97.130	MetLife, Inc.....N.....	0.....
0241	MetLife.....	00000..	00		Inversiones MetLife Holdco Tres Limitada (Chile)	CHL.....	NIA.....	Inversiones MetLife Holdco Dos Limitada.....	Ownership.....2.870	MetLife, Inc.....N.....	0.....
0241	MetLife.....	00000..	00		AFP Provida S.A. (Chile).....	CHL.....	NIA.....	MetLife Chile Inversiones Limitada.....	Ownership.....10.922	MetLife, Inc.....N.....	0.....

97.9

SCHEDULE Y

PART 1A - DETAIL OF INSURANCE HOLDING COMPANY SYSTEM

1	2	3	4	5	6	7	8	9	10	11	12	13	14	15	16
Group Code	Group Name	NAIC Company Code	ID Number	Federal RSSD	CIK	Name of Securities Exchange if Publicly Traded (U.S. or International)	Names of Parent, Subsidiaries or Affiliates	Domiciliary Location	Relationship to Reporting Entity	Directly Controlled by (Name of Entity/Person)	Type of Control (Ownership Board, Management Attorney-in-Fact, Influence, Other)	If Control is Ownership Provide Percentage	Ultimate Controlling Entity(ies)/Person(s)	Is an SCA Filing Required? (Y/N)	*
0241	MetLife.....	00000..	00		AFP Provida S.A. (Chile)	CHL.....	NIA.....	Inversiones MetLife Holdco Tres Limitada.....	Ownership.....42.382	MetLife, Inc.....N.....	0.....
0241	MetLife.....	00000..	00		AFP Provida S.A. (Chile)	CHL.....	NIA.....	Inversiones MetLife Holdco Dos Limitada.....	Ownership.....42.382	MetLife, Inc.....N.....	0.....
0241	MetLife.....	00000..	42552820		MetLife Chile Administradora de Mutuos Hipotecarios S.A.	CHL.....	NIA.....	MetLife Chile Seguros de Vida S.A.....	Ownership.....99.900	MetLife, Inc.....N.....	0.....
0241	MetLife.....	00000..	42552820		MetLife Chile Administradora de Mutuos Hipotecarios S.A.	CHL.....	NIA.....	MetLife Chile Inversiones Limitada.....	Ownership.....0.100	MetLife, Inc.....N.....	0.....
0241	MetLife.....	00000..	42550860		Legal Chile S.A. (Chile).....	CHL.....	NIA.....	MetLife Chile Inversiones Limitada.....	Ownership.....51.000	MetLife, Inc.....N.....	0.....
0241	MetLife.....	00000..	42550950		Legagroup S.A. (Chile).....	CHL.....	NIA.....	Legal Chile S.A. (Chile).....	Ownership.....99.000	MetLife, Inc.....N.....	0.....
0241	MetLife.....	00000..	00		Provida Internacional S.A. (Chile)	CHL.....	NIA.....	AFP Provida S.A.....	Ownership.....99.990	MetLife, Inc.....N.....	0.....
0241	MetLife.....	00000..	00		Provida Internacional S.A. (Chile)	CHL.....	NIA.....	MetLife Chile Inversiones Limitada.....	Ownership.....0.010	MetLife, Inc.....N.....	0.....
0241	MetLife.....	00000..	00		AFP Genesis Administradora de Fondos y Fidecomisos S.A. (Ecuador)	ECU.....	NIA.....	Provida Internacional S.A.	Ownership.....99.900	MetLife, Inc.....N.....	0.....
0241	MetLife.....	00000..	00		AFP Genesis Administradora de Fondos y Fidecomisos S.A. (Ecuador)	ECU.....	NIA.....	AFP Provida S.A.....	Ownership.....0.100	MetLife, Inc.....N.....	0.....
0241	MetLife.....	00000..	00		MetLife Chile Seguros Generales S.A. (Chile)	CHL.....	IA.....	MetLife Chile Inversiones Limitada.....	Ownership.....99.980	MetLife, Inc.....N.....	0.....
0241	MetLife.....	00000..	00		MetLife Chile Seguros Generales S.A. (Chile)	CHL.....	IA.....	Inversiones MetLife Holdco Dos Limitada.....	Ownership.....0.020	MetLife, Inc.....N.....	0.....
0241	MetLife.....	00000..	52-1528581..3921834727303		SafeGuard Health Enterprises, Inc.....	DE.....	NIA.....	MetLife, Inc.....	Ownership.....100.000	MetLife, Inc.....N.....	0.....
0241	MetLife.....	95747..	93-0864866..06324		SafeGuard Health Plans, Inc. (NV).....	NV.....	NIA.....	SafeGuard Health Enterprises, Inc.....	Ownership.....100.000	MetLife, Inc.....N.....	0.....
0241	MetLife.....	14170..	33-0733552..06324		MetLife Health Plans, Inc.....	NJ.....	NIA.....	SafeGuard Health Enterprises, Inc.....	Ownership.....100.000	MetLife, Inc.....N.....	0.....
0241	MetLife.....	00000..	95-2879515..06324		SafeGuard Health Plans, Inc. (CA).....	CA.....	NIA.....	SafeGuard Health Enterprises, Inc.....	Ownership.....100.000	MetLife, Inc.....N.....	0.....
0241	MetLife.....	79014..	33-0515751..06324		SafeHealth Life Insurance Company.....	CA.....	NIA.....	SafeGuard Health Enterprises, Inc.....	Ownership.....100.000	MetLife, Inc.....N.....	0.....
0241	MetLife.....	52009..	65-0073323..06324		SafeGuard Health Plans, Inc. (FL).....	FL.....	NIA.....	SafeGuard Health Enterprises, Inc.....	Ownership.....100.000	MetLife, Inc.....N.....	0.....
0241	MetLife.....	95051..	75-2046497..06324		SafeGuard Health Plans, Inc. (TX).....	TX.....	NIA.....	SafeGuard Health Enterprises, Inc.....	Ownership.....100.000	MetLife, Inc.....N.....	0.....
0241	MetLife.....	00000..	98-1099650..00		MetLife Global Benefits, Ltd.....	CYM.....	NIA.....	MetLife, Inc.....	Ownership.....100.000	MetLife, Inc.....N.....	0.....
0241	MetLife.....	00000..	36-3665871..31659000		Cova Life Management Company.....	DE.....	NIA.....	MetLife, Inc.....	Ownership.....100.000	MetLife, Inc.....N.....	0.....
0241	MetLife.....	00000..	38178250		MetLife Services and Solutions, LLC.....	DE.....	NIA.....	MetLife, Inc.....	Ownership.....100.000	MetLife, Inc.....N.....	0.....
0241	MetLife.....	00000..	38185230		MetLife Solutions Pte. Ltd.....	SGP.....	NIA.....	MetLife Services and Solutions, LLC.....	Ownership.....100.000	MetLife, Inc.....N.....	0.....
0241	MetLife.....	00000..	98-0613376..38185500		MetLife Global Operations Support Center Private Limited	IND.....	NIA.....	MetLife Solutions Pte. Ltd.....	Ownership.....100.000	MetLife, Inc.....N.....	0.....
0241	MetLife.....	00000..	98-0613376..38185500		MetLife Global Operations Support Center Private Limited	IND.....	NIA.....	Natiloportem Holdings, LLC.....	Ownership.....0.000	MetLife, Inc.....N.....	0.....
0241	MetLife.....	00000..	38185410		MetLife Services East Private Limited.....	IND.....	NIA.....	MetLife Solutions Pte. Ltd.....	Ownership.....100.000	MetLife, Inc.....N.....	0.....
0241	MetLife.....	00000..	22-3805708..33024880		Newbury Insurance Company, Limited.....	DE.....	IA.....	MetLife, Inc.....	Ownership.....100.000	MetLife, Inc.....N.....	0.....
0241	MetLife.....	60992..	13-3690700..33024791167609		First MetLife Investors Insurance Company.....	NY.....	IA.....	MetLife, Inc.....	Ownership.....100.000	MetLife, Inc.....N.....	0.....
0241	MetLife.....	00000..	13-3179826..32197820		Enterprise General Insurance Agency, Inc.....	DE.....	IA.....	MetLife, Inc.....	Ownership.....100.000	MetLife, Inc.....N.....	0.....
0241	MetLife.....	12232..	20-1452630..33200800		MetLife Reinsurance Company of South Carolina	SC.....	IA.....	MetLife, Inc.....	Ownership.....100.000	MetLife, Inc.....N.....	0.....

97.10

SCHEDULE Y

PART 1A - DETAIL OF INSURANCE HOLDING COMPANY SYSTEM

1	2	3	4	5	6	7	8	9	10	11	12	13	14	15	16
Group Code	Group Name	NAIC Company Code	ID Number	Federal RSSD	CIK	Name of Securities Exchange if Publicly Traded (U.S. or International)	Names of Parent, Subsidiaries or Affiliates	Domiciliary Location	Relationship to Reporting Entity	Directly Controlled by (Name of Entity/Person)	Type of Control (Ownership Board, Management Attorney-in-Fact, Influence, Other)	If Control is Ownership Provide Percentage	Ultimate Controlling Entity(ies)/Person(s)	Is an SCA Filing Required? (Y/N)	*
0241	MetLife.....	13626..	20-5819518..	...39218700		MetLife Reinsurance Company of Charleston....	SC.....	IA.....	MetLife, Inc.....	Ownership.....	...100.000	MetLife, Inc.....N.....	0.....
0241	MetLife.....	14911..	36-4741040..00		MetLife Reinsurance Company of Delaware.....	DE.....	IA.....	MetLife, Inc.....	Ownership.....	...100.000	MetLife, Inc.....N.....	0.....
0241	MetLife.....	00000..	26-6122204..	...42549590		MetLife Capital Trust IV.....	DE.....	NIA.....	MetLife, Inc.....	Ownership.....	...100.000	MetLife, Inc.....N.....	0.....
0241	MetLife.....	00000..	26-6288172..	...39218430		MetLife Capital Trust X.....	DE.....	NIA.....	MetLife, Inc.....	Ownership.....	...100.000	MetLife, Inc.....N.....	0.....
0241	MetLife.....	00000..	27-0858844..	...42787860		MetLife Home Loans LLC.....	DE.....	NIA.....	MetLife, Inc.....	Ownership.....	...100.000	MetLife, Inc.....N.....	0.....
0241	MetLife.....	00000..	75-2417735..	...26022110		Federal Flood Certification LLC.....	TX.....	NIA.....	MetLife, Inc.....	Ownership.....	...100.000	MetLife, Inc.....N.....	0.....
0241	MetLife.....	00000..	55-0790010..	...31658070		MetLife Group, Inc.....	NY.....	NIA.....	MetLife, Inc.....	Ownership.....	...100.000	MetLife, Inc.....N.....	0.....
0241	MetLife.....	00000..42420860		MetLife Standby I, LLC.....	DE.....	NIA.....	MetLife, Inc.....	Ownership.....	...100.000	MetLife, Inc.....N.....	0.....
0241	MetLife.....	00000..35763550		MetLife Investment Advisors, LLC.....	DE.....	NIA.....	MetLife, Inc.....	Ownership.....	...100.000	MetLife, Inc.....N.....	0.....
0241	MetLife.....	00000..	20-4607161..00		MetLife European Holdings, LLC.....	DE.....	NIA.....	MetLife, Inc.....	Ownership.....	...100.000	MetLife, Inc.....N.....	0.....
0241	MetLife.....	00000..00		MetLife Core Property Fund GP, LLC.....	DE.....	NIA.....	MetLife Investment Advisors, LLC.....	Ownership.....	...100.000	MetLife, Inc.....N.....	0.....
0241	MetLife.....	00000..	80-0946518..00		MetLife Core Property Fund, LP.....	DE.....	NIA.....	Metropolitan Life Insurance Company.....	Ownership.....	...20.060	MetLife, Inc.....N.....	0.....
0241	MetLife.....	00000..	80-0946518..00		MetLife Core Property Fund, LP.....	DE.....	NIA.....	Metropolitan Life Insurance Company (on behalf of Sep Acct 746)	Ownership.....	...3.240	MetLife, Inc.....N.....	0.....
0241	MetLife.....	00000..	80-0946518..00		MetLife Core Property Fund, LP.....	DE.....	NIA.....	MetLife Insurance Company of Korea, Limited	Ownership.....	...2.910	MetLife, Inc.....N.....	0.....
0241	MetLife.....	00000..	80-0946518..00		MetLife Core Property Fund, LP.....	DE.....	NIA.....	General American Life Insurance Company....	Ownership.....	...0.070	MetLife, Inc.....N.....	0.....
0241	MetLife.....	00000..	80-0946518..00		MetLife Core Property Fund, LP.....	DE.....	NIA.....	MetLife Insurance Company USA.....	Ownership.....	...0.140	MetLife, Inc.....N.....	0.....
0241	MetLife.....	00000..	80-0947139..00		MetLife Core Property REIT, LLC.....	DE.....	NIA.....	MetLife Core Property Fund, LP.....	Ownership.....	...100.000	MetLife, Inc.....N.....	0.....
0241	MetLife.....	00000..	46-3934926..00		MetLife Core Property Holdings, LLC.....	DE.....	NIA.....	MetLife Core Property REIT, LLC.....	Ownership.....	...100.000	MetLife, Inc.....N.....	0.....
0241	MetLife.....	00000..00		MCP Property Management LLC (DE).....	DE.....	NIA.....	MetLife Core Property Holdings, LLC.....	Ownership.....	...100.000	MetLife, Inc.....N.....	0.....
0241	MetLife.....	00000..	13-4075851..00		MetLife Commercial Mortgage Income Fund GP, LLC	DE.....	NIA.....	MetLife Investment Advisors, LLC.....	Ownership.....	...100.000	MetLife, Inc.....N.....	0.....
0241	MetLife.....	00000..	47-2630137..00		MetLife Commercial Mortgage Income Fund LP	DE.....	NIA.....	Metropolitan Life Insurance Company.....	Ownership.....	...28.830	MetLife, Inc.....N.....	0.....
0241	MetLife.....	00000..	47-2630137..00		MetLife Commercial Mortgage Income Fund LP	DE.....	NIA.....	MetLife Insurance Company USA.....	Ownership.....	...9.610	MetLife, Inc.....N.....	0.....
0241	MetLife.....	00000..	47-2630137..00		MetLife Commercial Mortgage Income Fund LP	DE.....	NIA.....	MetLife Insurance Company of Korea, Limited	Ownership.....	...5.660	MetLife, Inc.....N.....	0.....
0241	MetLife.....	00000..	47-2630137..00		MetLife Commercial Mortgage Income Fund LP	DE.....	NIA.....	MetLife Limited.....	Ownership.....	...3.810	MetLife, Inc.....N.....	0.....
0241	MetLife.....	00000..	47-2630137..00		MetLife Commercial Mortgage Income Fund LP	DE.....	NIA.....	Metropolitan Life Insurance Company of Hong Kong Limited	Ownership.....	...0.760	MetLife, Inc.....N.....	0.....
0241	MetLife.....	00000..	47-2688528..00		MetLife Commercial Mortgage REIT, LLC.....	DE.....	NIA.....	MetLife Commercial Mortgage Income Fund, LP	Ownership.....	...100.000	MetLife, Inc.....N.....	0.....
0241	MetLife.....	00000..	47-2703778..00		MetLife Commercial Mortgage Originator, LLC..	DE.....	NIA.....	MetLife Commercial Mortgage REIT, LLC.....	Ownership.....	...100.000	MetLife, Inc.....N.....	0.....
0241	MetLife.....	00000..	47-5495603..00		MCMIF Holdco I, LLC.....	DE.....	NIA.....	MetLife Commercial Mortgage Originator, LLC.	Ownership.....	...100.000	MetLife, Inc.....N.....	0.....

97.11

SCHEDULE Y

PART 1A - DETAIL OF INSURANCE HOLDING COMPANY SYSTEM

1	2	3	4	5	6	7	8	9	10	11	12	13	14	15	16
Group Code	Group Name	NAIC Company Code	ID Number	Federal RSSD	CIK	Name of Securities Exchange if Publicly Traded (U.S. or International)	Names of Parent, Subsidiaries or Affiliates	Domiciliary Location	Relationship to Reporting Entity	Directly Controlled by (Name of Entity/Person)	Type of Control (Ownership Board, Management Attorney-in-Fact, Influence, Other)	If Control is Ownership Provide Percentage	Ultimate Controlling Entity(ies)/Person(s)	Is an SCA Filing Required? (Y/N)	*
0241	MetLife.....	00000..	00		MetLife International PE Fund I, LP.....	CYM.....	NIA.....	MetLife Insurance K.K. (Japan).....	Ownership.....92.593	MetLife, Inc.....N.....	0.....
0241	MetLife.....	00000..	00		MetLife International PE Fund I, LP.....	CYM.....	NIA.....	Metropolitan Life Insurance Company of Hong Kong Limited	Ownership.....0.576	MetLife, Inc.....N.....	0.....
0241	MetLife.....	00000..	00		MetLife International PE Fund I, LP.....	CYM.....	NIA.....	MetLife Limited (Hong Kong).....	Ownership.....2.716	MetLife, Inc.....N.....	0.....
0241	MetLife.....	00000..	00		MetLife International PE Fund I, LP.....	CYM.....	NIA.....	MetLife Mexico S.A.....	Ownership.....4.115	MetLife, Inc.....N.....	0.....
0241	MetLife.....	00000..	00		MetLife Alternatives GP, LLC.....	DE.....	NIA.....	MetLife Investment Advisors, LLC.....	Ownership.....100.000	MetLife, Inc.....N.....	0.....
0241	MetLife.....	00000..	98-1150291..00		MetLife International HF Partners, LP.....	CYM.....	NIA.....	MetLife Insurance K.K. (Japan).....	Ownership.....88.220	MetLife, Inc.....N.....	0.....
0241	MetLife.....	00000..	98-1150291..00		MetLife International HF Partners, LP.....	CYM.....	NIA.....	MetLife Insurance Company of Korea, Limited	Ownership.....9.470	MetLife, Inc.....N.....	0.....
0241	MetLife.....	00000..	98-1150291..00		MetLife International HF Partners, LP.....	CYM.....	NIA.....	MetLife Limited (Hong Kong).....	Ownership.....2.290	MetLife, Inc.....N.....	0.....
0241	MetLife.....	00000..	98-1150291..00		MetLife International HF Partners, LP.....	CYM.....	NIA.....	MetLife Alternatives GP, LLC.....	Ownership.....0.020	MetLife, Inc.....N.....	0.....
0241	MetLife.....	00000..	98-1162663..00		MetLife International PE Fund II, LP.....	CYM.....	NIA.....	MetLife Insurance K.K. (Japan).....	Ownership.....94.540	MetLife, Inc.....N.....	0.....
0241	MetLife.....	00000..	98-1162663..00		MetLife International PE Fund II, LP.....	CYM.....	NIA.....	MetLife Limited (Hong Kong).....	Ownership.....2.770	MetLife, Inc.....N.....	0.....
0241	MetLife.....	00000..	98-1162663..00		MetLife International PE Fund II, LP.....	CYM.....	NIA.....	MetLife Mexico S.A.....	Ownership.....2.100	MetLife, Inc.....N.....	0.....
0241	MetLife.....	00000..	98-1162663..00		MetLife International PE Fund II, LP.....	CYM.....	NIA.....	Metropolitan Life Insurance Company of Hong Kong Limited	Ownership.....0.590	MetLife, Inc.....N.....	0.....
0241	MetLife.....	00000..	98-1226825..00		MetLife International PE Fund III, LP.....	CYM.....	NIA.....	MetLife Insurance K.K. (Japan).....	Ownership.....88.930	MetLife, Inc.....N.....	0.....
0241	MetLife.....	00000..	98-1226825..00		MetLife International PE Fund III, LP.....	CYM.....	NIA.....	MetLife Insurance Company of Korea, Limited	Ownership.....7.910	MetLife, Inc.....N.....	0.....
0241	MetLife.....	00000..	98-1226825..00		MetLife International PE Fund III, LP.....	CYM.....	NIA.....	Metropolitan Life Insurance Company of Hong Kong Limited	Ownership.....0.550	MetLife, Inc.....N.....	0.....
0241	MetLife.....	00000..	98-1226825..00		MetLife International PE Fund III, LP.....	CYM.....	NIA.....	MetLife Limited (Hong Kong).....	Ownership.....2.610	MetLife, Inc.....N.....	0.....
0241	MetLife.....	00000..	00		MetLife International PE Fund IV, LP.....	CYM.....	NIA.....	MetLife Insurance K.K. (Japan).....	Ownership.....94.700	MetLife, Inc.....N.....	0.....
0241	MetLife.....	00000..	00		MetLife International PE Fund IV, LP.....	CYM.....	NIA.....	MetLife Insurance Company of Korea, Limited	Ownership.....3.790	MetLife, Inc.....N.....	0.....
0241	MetLife.....	00000..	00		MetLife International PE Fund IV, LP.....	CYM.....	NIA.....	MetLife Limited (Hong Kong).....	Ownership.....1.510	MetLife, Inc.....N.....	0.....
0241	MetLife.....	00000..	00		MetLife Loan Asset Management, LLC.....	DE.....	NIA.....	MetLife Investment Advisors, LLC.....	Ownership.....100.000	MetLife, Inc.....N.....	0.....
0241	MetLife.....	00000..	46-4140926..	0		MIM Property Management, LLC.....	DE.....	NIA.....	MetLife Investment Advisors, LLC.....	Ownership.....100.000	MetLife, Inc.....N.....	0.....
0241	MetLife.....	13092..	26-1511401..43008920		MetLife Reinsurance Company of Vermont.....	VT.....	IA.....	MetLife, Inc.....	Ownership.....100.000	MetLife, Inc.....N.....	0.....
0241	MetLife.....	62634..	51-0104167..42551070		Delaware American Life Insurance Company.....	DE.....	IA.....	MetLife, Inc.....	Ownership.....100.000	MetLife, Inc.....N.....	0.....
0241	MetLife.....	00000..	27-1206753..00		MetLife Consumer Services, Inc.....	DE.....	NIA.....	MetLife, Inc.....	Ownership.....100.000	MetLife, Inc.....N.....	0.....
0241	MetLife.....	00000..	81-3094008..00		Brighthouse Services, LLC.....	DE.....	NIA.....	MetLife, Inc.....	Ownership.....100.000	MetLife, Inc.....N.....	0.....
0241	MetLife.....	00000..	00		Brighthouse Financial, Inc.....	DE.....	NIA.....	MetLife, Inc.....	Ownership.....100.000	MetLife, Inc.....N.....	0.....
0241	MetLife.....	00000..	00		Brighthouse Holdings, LLC.....	DE.....	NIA.....	MetLife, Inc.....	Ownership.....100.000	MetLife, Inc.....N.....	0.....
0241	MetLife.....	00000..	00		MetLife Insurance Brokerage, Inc.....	NY.....	NIA.....	MetLife, Inc.....	Ownership.....100.000	MetLife, Inc.....N.....	0.....
0241	MetLife.....	60690..	98-0000065..42473260		American Life Insurance Company.....	DE.....	IA.....	MetLife, Inc.....	Ownership.....100.000	MetLife, Inc.....N.....	0.....
0241	MetLife.....	00000..	AA-1580066..00		MetLife Insurance K.K. (Japan).....	JPN.....	IA.....	American Life Insurance Company.....	Ownership.....100.000	MetLife, Inc.....N.....	0.....
0241	MetLife.....	00000..	42553300		Communication One Kabushiki Kaisha (Japan).....	JPN.....	NIA.....	MetLife Insurance K.K. (Japan).....	Ownership.....100.000	MetLife, Inc.....N.....	0.....
0241	MetLife.....	00000..	42500180		MetLife Life Insurance Company (Egypt).....	EGY.....	IA.....	MetLife Global Holding Company I GmbH (Swiss)	Ownership.....84.125	MetLife, Inc.....N.....	0.....

97.12

SCHEDULE Y

PART 1A - DETAIL OF INSURANCE HOLDING COMPANY SYSTEM

1	2	3	4	5	6	7	8	9	10	11	12	13	14	15	16
Group Code	Group Name	NAIC Company Code	ID Number	Federal RSSD	CIK	Name of Securities Exchange if Publicly Traded (U.S. or International)	Names of Parent, Subsidiaries or Affiliates	Domiciliary Location	Relationship to Reporting Entity	Directly Controlled by (Name of Entity/Person)	Type of Control (Ownership Board, Management Attorney-in-Fact, Influence, Other)	If Control is Ownership Provide Percentage	Ultimate Controlling Entity(ies)/Person(s)	Is an SCA Filing Required? (Y/N)	*
0241	MetLife.....	00000...	AA-1860015..00	MetLife Emekliik ve Hayat A.S. (Turkey).....	TUR.....	IA.....	MetLife Global Holding Company II GmbH (Swiss)	Ownership.....99.980	MetLife, Inc.....N.....	0.....
0241	MetLife.....	00000...00	MetLife Life Insurance S.A. (Greece).....	GRC.....	IA.....	MetLife EU Holding Company Limited (Ireland)	Ownership.....100.000	MetLife, Inc.....N.....	0.....
0241	MetLife.....	00000...42553490	MetLife Mutual Fund Company (Greece).....	GRC.....	NIA.....	MetLife Life Insurance Company S.A.....	Ownership.....90.000	MetLife, Inc.....N.....	0.....
0241	MetLife.....	00000...43040320	International Investment Holding Company Limited (Russia)	RUS.....	NIA.....	American Life Insurance Company	Ownership.....100.000	MetLife, Inc.....N.....	0.....
0241	MetLife.....	00000...00	UBB-MetLife Zhivotozastrahovatelno Drujestvo AD (Bulgaria)	BGR.....	IA.....	MetLife EU Holding Company Limited (Ireland)	Ownership.....40.000	MetLife, Inc.....N.....	0.....
0241	MetLife.....	00000...00	MetLife American International Group and Arab National Bank Cooperative Insurance Company	SAU.....	IA.....	American Life Insurance Company	Ownership.....30.000	MetLife, Inc.....N.....	0.....
0241	MetLife.....	00000...42500720	PJSC MetLife (Ukraine).....	UKR.....	IA.....	MetLife Global Holding Company II GmbH (Swiss)	Ownership.....99.999	MetLife, Inc.....N.....	0.....
0241	MetLife.....	00000...42500720	PJSC MetLife (Ukraine).....	UKR.....	IA.....	International Technical and Advisory Services Limited (USA-Delaware)	Ownership.....0.001	MetLife, Inc.....N.....	0.....
0241	MetLife.....	00000...42500720	PJSC MetLife (Ukraine).....	UKR.....	IA.....	Borderland Investments Limited (USA-Delaware)	Ownership.....0.001	MetLife, Inc.....N.....	0.....
0241	MetLife.....	00000...00	MetLife Innovation Centre Limited.....	IRL.....	IA.....	MetLife Global Holding Company II GmbH (Swiss)	Ownership.....99.999	MetLife, Inc.....N.....	0.....
0241	MetLife.....	00000...	51-0205283..00	International Technical and Advisory Services Limited (USA-Delaware)	DE.....	NIA.....	American Life Insurance Company	Ownership.....100.000	MetLife, Inc.....N.....	0.....
0241	MetLife.....	00000...	02-0649743..00	Borderland Investments Limited (USA-Delaware)	DE.....	NIA.....	American Life Insurance Company	Ownership.....100.000	MetLife, Inc.....N.....	0.....
0241	MetLife.....	00000...00	ALICO Hellas Single Member Limited Liability Company (Greece)	GRC.....	NIA.....	Borderland Investments Limited (USA-Delaware)	Ownership.....100.000	MetLife, Inc.....N.....	0.....
0241	MetLife.....	00000...00	MetLife Asset Management Corp. (Japan).....	JPN.....	NIA.....	ALICO Operations, LLC (DE).....	Ownership.....100.000	MetLife, Inc.....N.....	0.....
0241	MetLife.....	00000...42493110	MetLife Mas, S.A. de C.V (Mexico).....	MEX.....	IA.....	MetLife International Holdings, LLC.....	Ownership.....100.000	MetLife, Inc.....N.....	0.....
0241	MetLife.....	00000...42493110	MetLife Mas, S.A. de C.V (Mexico).....	MEX.....	IA.....	International Technical and Advisory Services Limited (USA-Delaware)	Ownership.....0.000	MetLife, Inc.....N.....	0.....
0241	MetLife.....	00000...42512930	MetLife Seguros S.A. (Uruguay).....	URY.....	IA.....	ALICO Operations, LLC (DE).....	Ownership.....100.000	MetLife, Inc.....N.....	0.....
0241	MetLife.....	00000...	52-2094092..00	Alpha Properties, Inc. (USA-Delaware).....	DE.....	NIA.....	American Life Insurance Company	Ownership.....100.000	MetLife, Inc.....N.....	0.....
0241	MetLife.....	00000...	52-2094091..00	Beta Properties, Inc. (USA-Delaware).....	DE.....	NIA.....	American Life Insurance Company	Ownership.....100.000	MetLife, Inc.....N.....	0.....
0241	MetLife.....	00000...	51-0389730..00	Delta Properties Japan, Inc. (USA-Delaware).....	DE.....	NIA.....	American Life Insurance Company	Ownership.....100.000	MetLife, Inc.....N.....	0.....
0241	MetLife.....	00000...	51-0389749..00	Epsilon Properties Japan, Inc. (USA-Delaware).....	DE.....	NIA.....	American Life Insurance Company	Ownership.....100.000	MetLife, Inc.....N.....	0.....
0241	MetLife.....	00000...	13-4172883..00	Kappa Properties Japan, Inc. (USA-Delaware).....	DE.....	NIA.....	American Life Insurance Company	Ownership.....100.000	MetLife, Inc.....N.....	0.....
0241	MetLife.....	00000...	02-0649738..00	Iris Properties, Inc. (USA-Delaware).....	DE.....	NIA.....	American Life Insurance Company	Ownership.....100.000	MetLife, Inc.....N.....	0.....

97.13

SCHEDULE Y

PART 1A - DETAIL OF INSURANCE HOLDING COMPANY SYSTEM

1	2	3	4	5	6	7	8	9	10	11	12	13	14	15	16
Group Code	Group Name	NAIC Company Code	ID Number	Federal RSSD	CIK	Name of Securities Exchange if Publicly Traded (U.S. or International)	Names of Parent, Subsidiaries or Affiliates	Domiciliary Location	Relationship to Reporting Entity	Directly Controlled by (Name of Entity/Person)	Type of Control (Ownership Board, Management Attorney-in-Fact, Influence, Other)	If Control is Ownership Provide Percentage	Ultimate Controlling Entity(ies)/Person(s)	Is an SCA Filing Required? (Y/N)	*
0241	MetLife.....	00000..	00		MetLife Colombia Seguros de Vida S.A. (Columbia)	COL.....	IA.....	MetLife Global Holding Company II GmbH (Swiss)	Ownership.....90.000	MetLife, Inc.....N.....	0.....
0241	MetLife.....	00000..	00		MetLife Colombia Seguros de Vida S.A. (Columbia)	COL.....	IA.....	MetLife Global Holding Company I GmbH (Swiss)	Ownership.....10.000	MetLife, Inc.....N.....	0.....
0241	MetLife.....	00000..	00		MetLife Colombia Seguros de Vida S.A. (Columbia)	COL.....	IA.....	International Technical and Advisory Services Limited (USA-Delaware)	Ownership.....0.000	MetLife, Inc.....N.....	0.....
0241	MetLife.....	00000..	00		MetLife Colombia Seguros de Vida S.A. (Columbia)	COL.....	IA.....	Borderland Investments Limited (USA-Delaware)	Ownership.....0.000	MetLife, Inc.....N.....	0.....
0241	MetLife.....	00000..	00		MetLife Colombia Seguros de Vida S.A. (Columbia)	COL.....	IA.....	Natiloportem Holdings, LLC.....	Ownership.....0.000	MetLife, Inc.....N.....	0.....
0241	MetLife.....	00000..	13-3912049..00		ALICO Properties, Inc. (USA-Delaware).....	DE.....	NIA.....	American Life Insurance Company.....	Ownership.....51.000	MetLife, Inc.....N.....	0.....
0241	MetLife.....	00000..	13-3919049..00		Global Properties, Inc. (USA-Delaware).....	DE.....	NIA.....	ALICO Properties, Inc.....	Ownership.....100.000	MetLife, Inc.....N.....	0.....
0241	MetLife.....	00000..	00		MetLife Global Holding Company I GmbH (Swiss)	CHE.....	NIA.....	American Life Insurance Company.....	Ownership.....100.000	MetLife, Inc.....N.....	0.....
0241	MetLife.....	00000..	00		MetLife Global Holding Company II GmbH (Swiss)	CHE.....	NIA.....	MetLife Global Holding Company I GmbH (Swiss)	Ownership.....100.000	MetLife, Inc.....N.....	0.....
0241	MetLife.....	00000..	00		MetLife Investment Management Holdings (Ireland) Limited	IRL.....	NIA.....	MetLife Global Holding Company II GmbH (Swiss)	Ownership.....100.000	MetLife, Inc.....N.....	0.....
0241	MetLife.....	00000..	30-0615846..00		ALICO Operations, LLC (DE).....	DE.....	NIA.....	MetLife Global Holding Company II GmbH (Swiss)	Ownership.....100.000	MetLife, Inc.....N.....	0.....
0241	MetLife.....	00000..	00		MetLife EU Holding Company Limited (Ireland).	IRL.....	NIA.....	MetLife Global Holding Company II GmbH (Swiss)	Ownership.....100.000	MetLife, Inc.....N.....	0.....
0241	MetLife.....	00000..	98-0552186..42493020		ALICO European Holding Limited (Ireland).....	IRL.....	NIA.....	MetLife Global Holding Company II GmbH (Swiss)	Ownership.....100.000	MetLife, Inc.....N.....	0.....
0241	MetLife.....	00000..	AA-1780108..00		MetLife Europe d.a.c.....	IRL.....	IA.....	International Technical Advisory Services Limited	Ownership.....0.000	MetLife, Inc.....N.....	0.....
0241	MetLife.....	00000..	AA-1780108..00		MetLife Europe d.a.c.....	IRL.....	IA.....	American Life Insurance Company.....	Ownership.....3.997	MetLife, Inc.....N.....	0.....
0241	MetLife.....	00000..	AA-1780108..00		MetLife Europe d.a.c.....	IRL.....	IA.....	MetLife EU Holding Company Limited (Ireland)	Ownership.....96.003	MetLife, Inc.....N.....	0.....
0241	MetLife.....	00000..	00		MetLife Services EOOD (Bulgaria).....	BGR.....	NIA.....	MetLife EU Holding Company Limited (Ireland)	Ownership.....100.000	MetLife, Inc.....N.....	0.....
0241	MetLife.....	00000..	00		MetLife Pension Trustees Limited (UK).....	GBR.....	NIA.....	MetLife Europe d.a.c.....	Ownership.....100.000	MetLife, Inc.....N.....	0.....
0241	MetLife.....	00000..	42553670		First American-Hungarian Insurance Agency Limited (Hungary)	HUN.....	IA.....	MetLife EU Holding Company Limited (Ireland)	Ownership.....100.000	MetLife, Inc.....N.....	0.....
0241	MetLife.....	00000..	42584070		MetLife Solutions S.A.S. (France).....	FRA.....	NIA.....	MetLife EU Holding Company Limited (Ireland)	Ownership.....100.000	MetLife, Inc.....N.....	0.....
0241	MetLife.....	00000..	00		MetLife Asia Holding Company Pte. Ltd.....	SGP.....	NIA.....	MetLife Global Holding Company II GmbH (Swiss)	Ownership.....100.000	MetLife, Inc.....N.....	0.....

97.14

SCHEDULE Y

PART 1A - DETAIL OF INSURANCE HOLDING COMPANY SYSTEM

1	2	3	4	5	6	7	8	9	10	11	12	13	14	15	16
Group Code	Group Name	NAIC Company Code	ID Number	Federal RSSD	CIK	Name of Securities Exchange if Publicly Traded (U.S. or International)	Names of Parent, Subsidiaries or Affiliates	Domiciliary Location	Relationship to Reporting Entity	Directly Controlled by (Name of Entity/Person)	Type of Control (Ownership Board, Management Attorney-in-Fact, Influence, Other)	If Control is Ownership Provide Percentage	Ultimate Controlling Entity(ies)/Person(s)	Is an SCA Filing Required? (Y/N)	*
0241	MetLife.....	00000...	00		MetLife Innovation Centre Pte. Ltd	SGP.....	NIA.....	MetLife Asia Holding Company Pte. Ltd.	Ownership.....	100.000	MetLife, Inc.....N.....	0.....
0241	MetLife.....	00000...	00		MetLife Reinsurance Company of Bermuda Ltd.	BMU.....	IA.....	MetLife Global Holding Company II GmbH (Swiss)	Ownership.....	100.000	MetLife, Inc.....N.....	0.....
0241	MetLife.....	00000...	00		MetLife Investment Management Limited (UK)..	GBR.....	NIA.....	MetLife Global Holding Company II GmbH (Swiss)	Ownership.....	100.000	MetLife, Inc.....N.....	0.....
0241	MetLife.....	00000...		42552460		Metropolitan Life Societate de Administrare a unui Fond de Pensii Administrat Privat S.A. (Romania)	ROU.....	IA.....	MetLife EU Holding Company Limited (Ireland)	Ownership.....	99.984	MetLife, Inc.....N.....	0.....
0241	MetLife.....	00000...		42552460		Metropolitan Life Societate de Administrare a unui Fond de Pensii Administrat Privat S.A. (Romania)	ROU.....	IA.....	MetLife Services Sp. z o.o	Ownership.....	0.016	MetLife, Inc.....N.....	0.....
0241	MetLife.....	00000...		42494690		ZAO Master D (Russia).....	RUS.....	NIA.....	ALICO European Holding Limited (Ireland).....	Ownership.....	100.000	MetLife, Inc.....N.....	0.....
0241	MetLife.....	00000...		42499910		Joint Stock Company MetLife Insurance Company (Russia)	RUS.....	IA.....	MetLife Global Holding Company II GmbH (Swiss)	Ownership.....	49.000	MetLife, Inc.....N.....	0.....
0241	MetLife.....	00000...		42499910		Joint Stock Company MetLife Insurance Company (Russia)	RUS.....	IA.....	ZAO Master D (Russia).....	Ownership.....	51.000	MetLife, Inc.....N.....	0.....
0241	MetLife.....	00000...		42551980		MetLife Slovakia s.r.o.....	SVK.....	NIA.....	MetLife EU Holding Company Limited (Ireland)	Ownership.....	99.956	MetLife, Inc.....N.....	0.....
0241	MetLife.....	00000...		42551980		MetLife Slovakia s.r.o.....	SVK.....	NIA.....	International Technical and Advisory Services Limited (USA-Delaware)	Ownership.....	0.044	MetLife, Inc.....N.....	0.....
0241	MetLife.....	00000...		42551890		MetLife SK, s.r.o	SVK.....	NIA.....	MetLife EU Holding Company Limited (Ireland)	Ownership.....	99.879	MetLife, Inc.....N.....	0.....
0241	MetLife.....	00000...	00		MetLife SK, s.r.o	SVK.....	NIA.....	International Technical and Advisory Services Limited	Ownership.....	0.121	MetLife, Inc.....N.....	0.....
0241	MetLife.....	00000...	00		MetLife Services Cyprus Ltd.....	CYP.....	NIA.....	MetLife EU Holding Company Limited (Ireland)	Ownership.....	100.000	MetLife, Inc.....N.....	0.....
0241	MetLife.....	00000...	00		Hellenic Alico Life Insurance Company Ltd. (Cyprus)	CYP.....	IA.....	MetLife Services Cyprus Ltd.....	Ownership.....	27.500	MetLife, Inc.....N.....	0.....
0241	MetLife.....	00000...		42473350		MetLife Towarzystwo Ubezpieczen na Zycie i Reasekuracji S.A.	POL.....	IA.....	MetLife EU Holding Company Limited (Ireland)	Ownership.....	100.000	MetLife, Inc.....N.....	0.....
0241	MetLife.....	00000...		42552640		MetLife Services Sp. z o.o	POL.....	NIA.....	MetLife Towarzystwo Ubezpieczen na Zycie i Reasekuracji S.A.	Ownership.....	100.000	MetLife, Inc.....N.....	0.....
0241	MetLife.....	00000...		42511540		MetLife Powszechno Towarzystwo Emerytalne (Poland)	POL.....	IA.....	MetLife Towarzystwo Ubezpieczen na Zycie i Reasekuracji S.A.	Ownership.....	100.000	MetLife, Inc.....N.....	0.....
0241	MetLife.....	00000...	AA-9640009.	42552550		MetLife Towarzystwo Funduszy Inwestycyjnych S.A.	POL.....	NIA.....	MetLife Towarzystwo Ubezpieczen na Zycie i Reasekuracji S.A.	Ownership.....	100.000	MetLife, Inc.....N.....	0.....

SCHEDULE Y

PART 1A - DETAIL OF INSURANCE HOLDING COMPANY SYSTEM

1	2	3	4	5	6	7	8	9	10	11	12	13	14	15	16
Group Code	Group Name	NAIC Company Code	ID Number	Federal RSSD	CIK	Name of Securities Exchange if Publicly Traded (U.S. or International)	Names of Parent, Subsidiaries or Affiliates	Domiciliary Location	Relationship to Reporting Entity	Directly Controlled by (Name of Entity/Person)	Type of Control (Ownership Board, Management Attorney-in-Fact, Influence, Other)	If Control is Ownership Provide Percentage	Ultimate Controlling Entity(ies)/Person(s)	Is an SCA Filing Required? (Y/N)	*
0241	MetLife.....	00000..42583310	Agenvita S.r.l. (Italy).....	ITA.....	IA.....	MetLife EU Holding Company Limited (Ireland)	Ownership.....100.000	MetLife, Inc.....N.....	0.....
0241	MetLife.....	00000..00	MetLife Services, Sociedad Limitada (Spain).....	ESP.....	NIA.....	MetLife EU Holding Company Limited (Ireland)	Ownership.....100.000	MetLife, Inc.....N.....	0.....
0241	MetLife.....	00000..29812240	MetLife Insurance Limited (U.K.).....	GBR.....	IA.....	MetLife EU Holding Company Limited (Ireland)	Ownership.....99.999	MetLife, Inc.....N.....	0.....
0241	MetLife.....	00000..00	MetLife Europe Insurance d.a.c.....	IRL.....	IA.....	MetLife EU Holding Company Limited (Ireland)	Ownership.....93.000	MetLife, Inc.....N.....	0.....
0241	MetLife.....	00000..00	MetLife Europe Insurance d.a.c.....	IRL.....	IA.....	American Life Insurance Company.....	Ownership.....7.000	MetLife, Inc.....N.....	0.....
0241	MetLife.....	00000..41898640	MetLife Europe Services Limited (Ireland).....	IRL.....	NIA.....	MetLife EU Holding Company Limited (Ireland)	Ownership.....100.000	MetLife, Inc.....N.....	0.....
0241	MetLife.....	00000..	95-3947585..	...31660640	MetLife Investors Group, LLC.....	DE.....	NIA.....	MetLife, Inc.....	Ownership.....100.000	MetLife, Inc.....N.....	0.....
0241	MetLife.....	00000..	43-1906210..	...3373563	...1130412	MetLife Investments Securities LLC (DE).....	DE.....	NIA.....	MetLife Investors Group, LLC.....	Ownership.....100.000	MetLife, Inc.....N.....	0.....
0241	MetLife.....	00000..00	MetLife Investors Distribution Company.....	MO.....	NIA.....	MetLife Investors Group, LLC.....	Ownership.....100.000	MetLife, Inc.....N.....	0.....
0241	MetLife.....	00000..	04-3240897..	...4288440	...1071039	MetLife Advisers, LLC.....	MA.....	NIA.....	MetLife, Inc.....	Ownership.....100.000	MetLife, Inc.....N.....	0.....

SCHEDULE Y

PART 2 - SUMMARY OF INSURER'S TRANSACTIONS WITH ANY AFFILIATES

1	2	3	4	5	6	7	8	9	10	11	12	13
NAIC Company Code	ID Number	Names of Insurers and Parent, Subsidiaries or Affiliates	Shareholder Dividends	Capital Contributions	Purchases, Sales or Exchanges of Loans, Securities, Real Estate, Mortgage Loans or Other Investments	Income/ (Disbursements) Incurred in Connection with Guarantees or Undertakings for the Benefit of any Affiliate(s)	Management Agreements and Service Contracts	Income/ (Disbursements) Incurred under Reinsurance Agreements	*	Any Other Material Activity Not in the Ordinary Course of the Insurer's Business	Totals	Reinsurance Recoverable/ (Payable) on Losses and/or Reserve Credit Taken/ (Liability)
Affiliated Transactions												
0.....	13-4075851.....	MetLife, Inc.....	6,610,182,384	(115,418,441)	(222,284,084)	0	351,863,349	0		(143,079,194)	6,481,264,014	0
65978.....	13-5581829.....	Metropolitan Life Insurance Company.....	(5,670,000,000)	(18,522,871)	(1,500,941,125)	1,019,432	(1,071,961,737)	(5,030,331,545)		171,307,703	(13,119,430,143)	11,558,885,077
0.....		MLIC CB Holdings LLC.....	0	(3,500,000)	0	0	0	0		0	(3,500,000)	0
0.....		Euro CL Investments LLC.....	0	(110,233)	0	0	0	0		0	(110,233)	0
0.....		The Building at 575 Fifth Avenue Mezzanine LLC.....	0	850,253	0	0	0	0		0	850,253	0
0.....	80-6218553.....	The Worthington Series Trust.....	0	(10)	(101,167,011)	0	0	0		(1,362,600)	(102,529,621)	0
0.....		MetLife Investments Asia Limited (Hong Kong).....	0	0	0	0	4,777,411	0		0	4,777,411	0
0.....		MetLife Investments Limited (UK).....	0	0	0	0	21,565,708	0		0	21,565,708	0
0.....		MetLife Latin America Asesorias e Inversiones Limitada (Chile).....	0	0	0	0	14,066,597	0		0	14,066,597	0
0.....	86-1176467.....	MEX DF Properties, LLC.....	0	(11,524,494)	0	0	0	0		0	(11,524,494)	0
0.....	98-0445386.....	Ten Park SPC.....	0	(344,302,137)	0	0	(642,198)	0		0	(344,944,335)	0
0.....	13-3619870.....	23rd Street Investments, Inc.....	(2,200,000)	(3,164,549)	0	0	1,610,209	0		0	(3,754,340)	0
0.....	06-1193029.....	MetLife Capital Credit L.P.....	0	(34,777,169)	0	0	(29,250)	0		0	(34,806,419)	0
0.....	91-1273824.....	MetLife Capital Limited Partnership.....	0	(4,976,264)	0	0	(29,250)	0		0	(5,005,514)	0
0.....		Long Island Solar Farm, LLC.....	0	0	(1,166,002)	0	0	0		(5,169,542)	(6,335,544)	0
0.....	43-1822723.....	Missouri Reinsurance, Inc.....	0	0	0	0	1,843,968	(83,946,158)		0	(82,102,190)	(730,259,728)
0.....	13-3237278.....	MetLife Holdings, Inc.....	0	0	0	0	27	0		0	27	0
0.....	13-3237275.....	MetLife Credit Corp.....	4,939,139	0	(33,646)	0	1,924,167	0		(4,404,025)	2,425,635	0
0.....	13-3237277.....	MetLife Funding, Inc.....	0	0	33,646	0	(30,759)	0		0	2,887	0
0.....		85 Broad Street Mezzanine LLC.....	0	4,800,197	0	0	0	0		0	4,800,197	0
0.....	13-3170235.....	Metropolitan Tower Realty Company, Inc.....	0	0	0	0	(11,630,639)	0		0	(11,630,639)	0
0.....	43-6026902.....	White Oak Royalty Company.....	0	0	0	0	(313,483)	0		0	(313,483)	0
0.....	26-2853672.....	MLIC Asset Holdings, LLC.....	0	(18,476,000)	0	0	0	0		0	(18,476,000)	0
0.....		MetLife Properties Ventures, LLC.....	0	(81,826,872)	0	0	0	0		0	(81,826,872)	0
91626.....	04-2708937.....	New England Life Insurance Company.....	(295,000,000)	4,154,464	(7,592,479)	(846,433)	(69,068,091)	(14,081,984)		19,475,783	(362,958,740)	669,243,928
0.....	22-2375428.....	Transmountain Land & Livestock Company.....	0	0	0	0	(4,033)	0		0	(4,033)	0
0.....	34-1650967.....	Hyatt Legal Plans, Inc.....	(68,000,000)	0	3,821	0	(40,932,251)	0		0	(108,928,430)	0
0.....	34-1631590.....	Hyatt Legal Plans of Florida, Inc.....	0	0	(3,821)	0	0	0		0	(3,821)	0
0.....	13-4047186.....	MetLife Tower Resources Group, Inc.....	0	0	0	0	(759,857)	0		0	(759,857)	0
0.....	75-2085469.....	Para-Met Plaza Associates.....	0	(82,455)	0	0	0	0		0	(82,455)	0
0.....		1001 Properties, LLC.....	0	40,516,574	0	0	0	0		0	40,516,574	0
0.....		6104 Hollywood, LLC.....	0	19,575,760	0	0	0	0		0	19,575,760	0
0.....		MetLife ConSquare Member, LLC (DE).....	0	83,275,529	0	0	0	0		0	83,275,529	0
0.....	13-4078322.....	334 Madison Euro Investments, Inc.....	0	0	0	0	128	0		0	128	0
0.....		St. James Fleet Investments Two Limited.....	0	0	0	0	(32,847)	0		0	(32,847)	0
0.....		Park Twenty Three Investments Company (UK).....	0	0	0	0	(26,278)	0		0	(26,278)	0
0.....		Convent Station Euro Investments Four Company (UK).....	0	0	0	0	(26,278)	0		0	(26,278)	0
0.....		OMI MLIC Investments Limited.....	0	0	0	0	(6,512,831)	0		0	(6,512,831)	0
16073.....		Brighthouse Reinsurance Company of Delaware.....	0	250,000	0	0	0	0		0	250,000	0
0.....		Brighthouse Financial, Inc.....	0	1,000	0	0	0	0		0	1,000	0
0.....		MetLife Insurance Brokerage, Inc.....	0	0	3,100,000	0	(1,757,418)	0		0	1,342,582	0

SCHEDULE Y

PART 2 - SUMMARY OF INSURER'S TRANSACTIONS WITH ANY AFFILIATES

1	2	3	4	5	6	7	8	9	10	11	12	13
NAIC Company Code	ID Number	Names of Insurers and Parent, Subsidiaries or Affiliates	Shareholder Dividends	Capital Contributions	Purchases, Sales or Exchanges of Loans, Securities, Real Estate, Mortgage Loans or Other Investments	Income/ (Disbursements) Incurred in Connection with Guarantees or Undertakings for the Benefit of any Affiliate(s)	Management Agreements and Service Contracts	Income/ (Disbursements) Incurred under Reinsurance Agreements	*	Any Other Material Activity Not in the Ordinary Course of the Insurer's Business	Totals	Reinsurance Recoverable/ (Payable) on Losses and/or Reserve Credit Taken/ (Liability)
63665	43-0285930	General American Life Insurance Company	17,616	1,921,664	110,366,667	(172,999)	(93,420,649)	332,260,231		6,950,451	357,922,981	2,131,607,547
0	46-0803970	MetLife CC Member, LLC	0	8,879,243	0	0	0	0		0	8,879,243	0
0	20-3221642	MetLife Mall Ventures Limited Partnership	0	(37,235)	0	0	0	0		0	(37,235)	0
0	46-4158087	MetLife 555 12th Member, LLC	0	19,875,902	0	0	0	0		0	19,875,902	0
0	46-3608641	ML Swan Mezz, LLC	0	(4,575,000)	0	0	0	0		0	(4,575,000)	0
0	46-3616798	ML Dolphin Mezz, LLC	0	(8,650,000)	0	0	0	0		0	(8,650,000)	0
0	46-4584166	ML Southmore, LLC	0	11,831,255	0	0	0	0		0	11,831,255	0
0		Haskell East Village, LLC	0	4,728,018	0	0	0	0		0	4,728,018	0
0	46-3426206	MetLife Cabo Hilton Member, LLC	0	(3,284,793)	0	0	0	0		0	(3,284,793)	0
0	20-8355996	Ardrey Kell Townhomes, LLC	0	(81,067)	0	0	0	0		0	(81,067)	0
0	26-1762232	Boulevard Residential, LLC	0	221,584	0	0	0	0		0	221,584	0
0	26-0285750	465 N. Park Drive, LLC	0	(20,638,621)	0	0	0	0		0	(20,638,621)	0
0	20-8349277	Sandpiper Cove Associates, LLC	0	220,336	0	0	0	0		0	220,336	0
0		MetLife 1201 TAB Member, LLC	0	10,119,106	0	0	0	0		0	10,119,106	0
0		MetLife LHH Member, LLC	0	2,350,506	0	0	0	0		0	2,350,506	0
0		ML-AI MetLife Member 1, LLC	0	2,990,130	0	0	0	0		0	2,990,130	0
0	80-0821598	Oconee Hotel Company, LLC	0	(6,500,000)	0	0	0	0		0	(6,500,000)	0
0	80-0823015	Oconee Land Company, LLC	0	2,080,991	0	0	0	0		0	2,080,991	0
0	30-0777814	Marketplace Residences, LLC	0	13,317,795	0	0	0	0		0	13,317,795	0
0		MetLife RC SF Member, LLC	0	(73,421,979)	0	0	0	0		0	(73,421,979)	0
0	27-0226554	MLIC Asset Holdings II, LLC	0	(13,200,000)	0	0	0	0		0	(13,200,000)	0
0	46-4229772	MetLife THR Investor, LLC	0	(6,394,700)	0	0	0	0		0	(6,394,700)	0
0		MetLife 425 MKT Member, LLC	0	(132,251,659)	0	0	0	0		0	(132,251,659)	0
0		MetLife CB W/A, LLC	0	(389,590)	0	0	0	0		0	(389,590)	0
0	46-4133357	ML Bridgeside Apartments, LLC	0	23,627,867	0	0	0	0		0	23,627,867	0
0		MetLife OFC Member, LLC	0	(1,571,313)	0	0	0	0		0	(1,571,313)	0
0		MetLife Camino Ramon Member, LLC	0	7,745,637	0	0	0	0		0	7,745,637	0
0	20-8254446	10700 Wilshire, LLC	0	(1,197,247)	0	0	0	0		0	(1,197,247)	0
0	20-8868348	Ashton Judiciary Square, LLC	0	(91,062)	0	0	0	0		0	(91,062)	0
0	20-3700390	Viridian Miracle Mile, LLC	0	(702,774)	0	0	0	0		0	(702,774)	0
0	47-1970965	ML New River Village III, LLC	0	(3,536,796)	0	0	0	0		0	(3,536,796)	0
0	47-1256270	MetLife OBS Member, LLC	0	155,981,998	0	0	0	0		0	155,981,998	0
0		MetLife 1007 Stewart, LLC	0	(32,979)	0	0	0	0		0	(32,979)	0
0	46-4255167	ML Terraces, LLC	0	(12,761,826)	0	0	0	0		0	(12,761,826)	0
0		Chestnut Flats Wind, LLC	0	(4,047,094)	0	0	0	0		0	(4,047,094)	0
0	13-3759652	MetLife International Holdings, LLC	0	0	0	0	324,302,102	0		0	324,302,102	0
0	13-3953333	Natiloportem Holdings, LLC	0	0	0	0	(1,048)	0		0	(1,048)	0
0		Metropolitan Life Seguros e Previdencia Privada S.A. (Brazil)	0	0	0	0	(4,001,304)	0		0	(4,001,304)	0
0	AA-2730030	MetLife Mexico S.A.	0	289,000,000	0	0	(9,162,145)	(7,163,146)		11,723,000	284,397,709	27,868,625
0		MetLife Pensiones Mexico S.A.	0	0	0	0	1,812	0		0	1,812	0
0		MetLife Afore, S.A. de C.V. (Mexico)	0	0	0	0	115,573	0		0	115,573	0
0		MetLife Mexico Servicios, S.A. de C.V.	0	0	0	0	0	2,307		0	2,307	0

98.1

Metropolitan Property and Casualty Insurance Company

SCHEDULE Y

PART 2 - SUMMARY OF INSURER'S TRANSACTIONS WITH ANY AFFILIATES

1	2	3	4	5	6	7	8	9	10	11	12	13
NAIC Company Code	ID Number	Names of Insurers and Parent, Subsidiaries or Affiliates	Shareholder Dividends	Capital Contributions	Purchases, Sales or Exchanges of Loans, Securities, Real Estate, Mortgage Loans or Other Investments	Income/ (Disbursements) Incurred in Connection with Guarantees or Undertakings for the Benefit of any Affiliate(s)	Management Agreements and Service Contracts	Income/ (Disbursements) Incurred under Reinsurance Agreements	*	Any Other Material Activity Not in the Ordinary Course of the Insurer's Business	Totals	Reinsurance Recoverable/ (Payable) on Losses and/or Reserve Credit Taken/ (Liability)
0	AA-5420018	MetLife Insurance Company of Korea Limited	0	0	0	0	(1,233,793)	0		0	(1,233,793)	0
0	AA-1930041	MetLife Insurance Limited (Australia)	0	0	0	0	0	0		0	0	16,290,747
0		The Direct Call Center PTY Limited (Australia)	0	0	0	0	1,128,606	0		0	1,128,606	0
0		MetLife Asia Limited	0	0	0	0	(1,339,188)	0		0	(1,339,188)	0
0		Metropolitan Life Insurance Company of Hong Kong Limited	0	0	0	0	(3,558,616)	0		0	(3,558,616)	0
0	20-5894439	MetLife Global, Inc.	0	0	0	0	1,726,891	0		0	1,726,891	0
0	AA-5344102	PNB MetLife India Insurance Company Limited	0	0	0	0	(3,123)	0		0	(3,123)	0
0	AA-2130012	MetLife Seguros S.A. (Argentina)	0	0	0	0	604,353	0		0	604,353	0
0	AA-2130046	MetLife Seguros de Retiro S.A.	0	0	0	0	18,495,771	0		0	18,495,771	0
26298	13-2725441	Metropolitan Property and Casualty Insurance Company	(222,939,139)	53,982	0	0	(404,897,783)	668,604,411		0	40,821,471	(1,964,839,237)
39950	22-2342710	Metropolitan General Insurance Company	0	0	0	0	(180,763)	(4,534,592)		0	(4,715,355)	13,901,589
40169	05-0393243	Metropolitan Casualty Insurance Company	0	0	0	0	(299,319)	(188,553,023)		0	(188,852,342)	474,153,567
25321	23-1903575	Metropolitan Direct Property and Casualty Insurance Company	0	0	0	0	(160,928)	(92,232,177)		0	(92,393,105)	280,082,750
22926	36-1022580	Economy Fire & Casualty Company	(10,000,000)	0	0	0	(680,276)	(10,836,692)		0	(21,516,968)	36,688,954
38067	36-2027848	Economy Preferred Insurance Company	0	0	0	0	(52,493)	(24,707,694)		0	(24,760,187)	85,396,845
40649	36-3105737	Economy Premier Assurance Company	0	0	0	0	(201,022)	(79,572,357)		0	(79,773,379)	159,570,532
0	95-3003951	MetLife Auto & Home Insurance Agency, Inc.	0	0	0	0	20,301	0		0	20,301	0
34339	13-2915260	Metropolitan Group Property and Casualty Insurance Company	0	0	0	0	6,805,328	(260,563,019)		0	(253,757,691)	695,588,266
13938	75-2483187	Metropolitan Lloyds Insurance Company of Texas	0	0	0	0	(65,356)	(7,604,857)		0	(7,670,213)	219,456,734
87726	06-0566090	MetLife Insurance Company USA	(261,000,000)	419,775,742	2,289,660,426	0	(1,702,912,188)	3,083,352,727		158,511,323	3,987,388,030	18,250,678,761
0		ML 1065 Hotel, LLC	0	165,700	0	0	0	0		0	165,700	0
0		MetLife Renewables Holdings, LLC	0	(5,383,819)	0	0	0	0		0	(5,383,819)	0
0	01-0893117	Metropolitan Connecticut Properties Ventures, LLC	0	(13,863,006)	0	0	0	0		0	(13,863,006)	0
0		One Financial Place Corporation	0	0	0	0	113	0		0	113	0
0		Euro TI Investments, LLC	0	(2,585,603)	0	0	(66,690)	0		0	(2,652,293)	0
0		MetLife USA Assignment Company	0	0	0	0	(2,088)	0		0	(2,088)	0
94412	27-0227067	TLA Holdings II LLC	0	(2,297,266)	0	0	0	0		0	(2,297,266)	0
0	27-1320082	TLA Holdings III LLC	0	24,697	0	0	0	0		0	24,697	0
0	74-3261395	TLA Holdings LLC	6,800,000	(7,500,000)	0	0	0	0		0	(700,000)	0
0	51-0099394	The Prospect Company	(6,800,000)	0	0	0	(2,574,637)	0		0	(9,374,637)	0
0		Euro TL Investments LLC	0	(46,653)	0	0	0	0		0	(46,653)	0
0		MetLife Property Ventures Canada ULC	0	(15,865)	0	0	0	0		0	(15,865)	0
97136	13-3114906	Metropolitan Tower Life Insurance Company	(60,000,000)	3,544,495	21,905,221	0	(75,313,441)	58,597,586		275,550	(50,990,589)	713,123,112
0	36-4741040	MetLife Reinsurance Company of Delaware (MRD)	0	40,000,000	(56,322,100)	0	71,863,333	258,834,048		50,248,750	364,624,031	(2,546,666,697)
0		Entrecap Real Estate II, LLC	0	(1,504,478)	0	0	0	0		0	(1,504,478)	0
0		MTL Leasing, LLC	0	(25,000)	0	0	0	0		0	(25,000)	0
0	52-1528581	SafeGuard Health Enterprises, Inc.	0	0	0	0	(10,846,849)	0		0	(10,846,849)	0
95747	93-0864866	Safeguard Health Plans, Inc (NV)	0	0	0	0	600	0		0	600	0
0	33-0733552	MetLife Health Plans, Inc. (NJ)	0	0	0	0	153,180	0		0	153,180	0
0	95-2879515	Safeguard Health Plans, Inc (CA)	0	0	0	0	(3,103,407)	0		0	(3,103,407)	0
79014	33-0515751	SafeHealth Life Insurance Company (CA)	0	0	0	0	(2,276)	0		0	(2,276)	0
52009	65-0073323	Safeguard Health Plans, Inc (FL)	0	0	0	0	(8,126)	0		0	(8,126)	0

98.2

SCHEDULE Y

PART 2 - SUMMARY OF INSURER'S TRANSACTIONS WITH ANY AFFILIATES

1	2	3	4	5	6	7	8	9	10	11	12	13
NAIC Company Code	ID Number	Names of Insurers and Parent, Subsidiaries or Affiliates	Shareholder Dividends	Capital Contributions	Purchases, Sales or Exchanges of Loans, Securities, Real Estate, Mortgage Loans or Other Investments	Income/ (Disbursements) Incurred in Connection with Guarantees or Undertakings for the Benefit of any Affiliate(s)	Management Agreements and Service Contracts	Income/ (Disbursements) Incurred under Reinsurance Agreements	*	Any Other Material Activity Not in the Ordinary Course of the Insurer's Business	Totals	Reinsurance Recoverable/ (Payable) on Losses and/or Reserve Credit Taken/ (Liability)
95051	75-2046497	Safeguard Health Plans, Inc (TX)	0	0	0	0	(485,687)	0		0	(485,687)	0
0	AA-2280000	MetLife Chile Seguros de Vida S.A	0	0	0	0	(4,362,995)	(1,651,718)		0	(6,014,713)	2,695,222
0		MetLife Services and Solutions, LLC	0	0	0	0	57,935,201	0		0	57,935,201	0
0		MetLife Solutions Pte. LTD	0	0	0	0	(28,824)	0		0	(28,824)	0
0	36-3665871	Cova Life Management Company	0	0	0	0	62,910	0		0	62,910	0
0	98-1099650	MetLife Global Benefits, Ltd	0	0	0	0	(1,626,527)	(894,171)		0	(2,520,698)	1,456,354
0	22-3805708	Newbury Insurance Company, Limited	(20,000,000)	0	0	0	(1,139,885)	0		0	(21,139,885)	0
60992	13-3690700	First MetLife Investors Insurance Company	0	0	239,010,312	0	(18,142,773)	933,317,641		13,028,518	1,167,213,698	332,350,750
0	13-3175978	MetLife Securities, Inc	0	0	0	0	(74,109,669)	0		0	(74,109,669)	0
0	13-3179826	Enterprise General Insurance Agency, Inc	0	0	0	0	(7,346,700)	0		0	(7,346,700)	0
12232	20-1452630	MetLife Reinsurance Company of South Carolina	0	5,000,000	(451,554,533)	0	21,708,849	20,608,087		331,869	(403,905,728)	(3,679,214,675)
13626	20-5819518	MetLife Reinsurance Company of Charleston	0	0	0	0	2,543,567	(17,063,938)		0	(14,520,371)	(12,661,645,360)
0	26-6122204	MetLife Capital Trust IV	0	0	(214,900)	0	0	0		51,625,000	51,410,100	0
0	26-6288172	MetLife Capital Trust X	0	0	0	0	0	0		64,462,500	64,462,500	0
0		MetLife Home Loans LLC	0	0	0	0	(3,285,190)	0		0	(3,285,190)	0
0	55-0790010	MetLife Group, Inc	0	0	0	0	2,358,419,365	0		0	2,358,419,365	0
0		MetLife Exchange Trust I	0	0	214,285,000	0	0	0		0	214,285,000	0
0		MetLife Investment Management, LLC	0	0	0	0	(35,329,256)	0		0	(35,329,256)	0
0	43-1906210	MetLife Investors Distribution Company	0	0	0	0	488,694,699	0		0	488,694,699	0
0	04-3240897	MetLife Advisers, LLC	0	0	0	0	(5,182,332)	0		(375,756,086)	(380,938,418)	0
13092	26-1511401	MetLife Reinsurance Company of Vermont	0	50,000,000	(129,169,612)	0	221,228,285	410,740,631		0	552,799,304	(13,896,045,597)
62634	51-0104167	Delaware American Life Insurance Company	(6,000,000)	0	0	0	(20,925,967)	(6,185,134)		0	(33,111,101)	(16,949,820)
0	27-1206753	MetLife Consumer Services, Inc	0	4,000,000	0	0	684,970	0		0	4,684,970	0
60690	98-0000065	American Life Insurance Company	476,001,334	(328,486,710)	0	0	(248,121,968)	89,349,815		(18,169,000)	(29,426,529)	(78,970,897)
0		American Life Insurance Company (Japan)	0	0	0	0	(68,205,079)	0		0	(68,205,079)	0
0		Communications One Kabushiki Kaisha (Japan)	0	0	0	0	6,755,599	0		0	6,755,599	0
0		MetLife, Life Insurance Company (Egypt)	0	0	0	0	(1,529,694)	(1,899,375)		0	(3,429,069)	3,327,404
0	AA-1580066	MetLife Insurance K.K. (Japan)	(450,403,834)	0	(4,859,504,376)	0	0	(5,671,213)		0	(5,315,579,423)	1,084,814
0		MetLife pojist' ovna a.s. (Czech Republic)	0	0	0	0	0	104,903		0	104,903	0
0		MetLife Solutions S.A.S. (France)	0	0	0	0	2,424,410	0		0	2,424,410	0
0		MetLife Mutual Fund Management Company (Greece)	0	0	0	0	(1,042,981)	0		0	(1,042,981)	0
0		MetLife Services Cypress LTD. (Cyprus) Limited	0	0	0	0	(30,295)	467,646		0	437,351	0
0		MetLife Services, Sociedad Limitada (Spain)	0	0	0	0	(13,956)	0		0	(13,956)	0
0		MetLife Towarzystwo Ubezpiecze? na ?ycie i Reasekuracji S.A. (Poland)	0	0	0	0	(11,303,162)	0		0	(11,303,162)	0
0		MetLife Services Sp. z o.o. (Poland)	0	0	0	0	7,017,808	0		0	7,017,808	0
0		MetLife Towarzystwo Funduszy Inwestycyjnych S.A. (Poland)	0	0	0	0	(859,383)	0		0	(859,383)	0
0		MetLife Powszechne Towarzystwo Emerytalne (Poland)	0	0	0	0	(523,666)	0		0	(523,666)	0
0		MetLife Societate de Administrare a unui Fond de Pensii Administrat Priv	0	0	0	0	(88,107)	0		0	(88,107)	0
0		Metropolitan Life Training and Consulting S.R.L	0	0	0	0	367,454	0		0	367,454	0
0	AA-9680001	Metropolitan Life Asigurari S.A. (Romania)	0	0	0	0	(600,818)	(46,884)		0	(647,702)	0
0		Joint Stock Company MetLife Insurance Company (formerly Closed Join	0	0	0	0	732,081	(2,305,953)		0	(1,573,872)	4,337,237
0		MetLife Slovakia s.r.o. (Slovakia)	0	0	0	0	23,804,451	0		0	23,804,451	0

983

886

SCHEDULE Y

PART 2 - SUMMARY OF INSURER'S TRANSACTIONS WITH ANY AFFILIATES

1	2	3	4	5	6	7	8	9	10	11	12	13
NAIC Company Code	ID Number	Names of Insurers and Parent, Subsidiaries or Affiliates	Shareholder Dividends	Capital Contributions	Purchases, Sales or Exchanges of Loans, Securities, Real Estate, Mortgage Loans or Other Investments	Income/ (Disbursements) Incurred in Connection with Guarantees or Undertakings for the Benefit of any Affiliate(s)	Management Agreements and Service Contracts	Income/ (Disbursements) Incurred under Reinsurance Agreements	*	Any Other Material Activity Not in the Ordinary Course of the Insurer's Business	Totals	Reinsurance Recoverable/ (Payable) on Losses and/or Reserve Credit Taken/ (Liability)
0		PJSC MetLife (Ukraine).....	0	0	0	0	51,209	(917)		0	50,292	0
0		ALICO Hellas Single Member Limited Liability Company (Greece).....	0	0	0	0	26,554	0		0	26,554	0
0		MetLife Asset Management Corp. (Japan).....	0	0	0	0	26,126,049	0		0	26,126,049	0
0		MetLife Mas, S.A. de C.V. (Mexico).....	0	0	0	0	61,262	(451,475)		0	(390,213)	0
0		MetLife Columbia Seguros de Vida S.A. (Columbia).....	0	0	0	0	(2,614,582)	827,920		0	(1,786,662)	6,806,189
0		ALICO Properties, Inc. (USA-Delaware).....	0	9,918,728	0	0	0	0		0	9,918,728	0
0	02-0649738	Iris Properties, Inc. (USA-Delaware).....	0	1,963,701	0	0	0	0		0	1,963,701	0
0	AA-2980001	MetLife Seguros S.A. (Uruguay).....	0	0	0	0	(536,216)	(39,342)		0	(575,558)	284,024
0		Global Properties, Inc. Japan Branch.....	0	0	0	0	8,423,781	0		0	8,423,781	0
0		MetLife Global Holding Company I GmbH (Swiss).....	(25,597,500)	44,021,722	(5,500,000)	0	0	0		0	12,924,222	0
0		MetLife Insurance Limited (UK).....	0	0	0	0	2,385,044	(9,092,403)		0	(6,707,359)	0
0		MetLife Europe Services Limited (Ireland).....	0	0	0	0	71,955,019	0		0	71,955,019	0
0		MetLife Europe Insurance Limited - UK Branch (MEIL).....	0	0	0	0	(6,152,601)	(5,135,070)		0	(11,287,671)	326,710
0	AA-1780108	MetLife Europe d.a.c. (UK branch) (MEL).....	0	0	249,136,629	0	(144,078,966)	2,426,217		(249,382)	107,234,498	26,503,934
34031		MetLife Pensions Trustees Limited.....	0	0	0	0	0	0		249,382	249,382	0
0		MetLife Life Insurance Company S.A. (Greece).....	0	0	0	0	5,015,171	(818,841)		0	4,196,330	5,670,813
0		MetLife Services EEIG (European Economic Int Group).....	0	0	0	0	47,393,464	0		0	47,393,464	0
0		Met Money Market Pool.....	0	0	0	0	(30,420)	0		0	(30,420)	0
0		DCA640 Investment Pool.....	0	0	0	0	(29,250)	0		0	(29,250)	0
0	AA-1860015	MetLife Emeklilik ve Hayat A.S. (Turkey).....	0	0	0	0	293,630	(2,990,018)		0	(2,696,388)	1,793,435
0	80-0946518	MetLife Core Property Fund, LP.....	0	38,500,000	0	0	0	0		0	38,500,000	0
0		AFP ProVida S.A. (Chile).....	0	0	0	0	1,336,205	0		0	1,336,205	0
0		AFP Genesis Administradora de Fondos y Fidecomisos S.A. (Ecuador).....	0	0	0	0	(1,350,000)	0		0	(1,350,000)	0
0		MetLife Reinsurance Company of Bermuda Ltd.....	0	0	4,207,951,967	0	(1,394,722)	0		0	4,206,557,245	0
0		MetLife Innovation Centre Pte. Ltd.....	0	0	0	0	(185)	0		0	(185)	0
0		UBB-MetLife Zhivotozastrahovatelno Drujestvo A.D. (formerly UBB-ALIC).....	0	0	0	0	0	(2,687)		0	(2,687)	400
0		MetLife FM Hotel Member, LLC.....	0	9,828,000	0	0	0	0		0	9,828,000	0
0		ML-AI MetLife Member 2, LLC.....	0	2,289,224	0	0	0	0		0	2,289,224	0
0		Sandpiper Cove Associates II, LLC.....	0	191,367	0	0	0	0		0	191,367	0
0		ML Milliani Member, LLC.....	0	(64,382,097)	0	0	0	0		0	(64,382,097)	0
0		Park Tower JV Member, LLC.....	0	76,841,109	0	0	0	0		0	76,841,109	0
0		MetLife SP Holdings, LLC.....	0	(150,000,000)	0	0	0	0		0	(150,000,000)	0
0		Buford Logistics Center, LLC.....	0	(1,916,616)	0	0	0	0		0	(1,916,616)	0
0		ML North Brand Member, LLC.....	0	(1,988,196)	0	0	0	0		0	(1,988,196)	0
0		MetLife Treat Towers Member, LLC (11000).....	0	(2,319,986)	0	0	0	0		0	(2,319,986)	0
0		MCPP Owners, LLC.....	0	(17,179,610)	0	0	0	0		0	(17,179,610)	0
0		Daniel / Metlife Midtown Atlanta Master, LLC (14000).....	0	(1,432,848)	0	0	0	0		0	(1,432,848)	0
0		Sino-US United Metlife Insurance Company.....	0	(66,158,601)	0	0	0	(1,117,787)		0	(67,276,388)	1,644,427
0		ML-AI MetLife Member 3, LLC.....	0	19,064,052	0	0	0	0		0	19,064,052	0
0		MetLife HCMJV 1 LP, LLC.....	0	118,941,994	0	0	0	0		0	118,941,994	0
0		MetLife Ontario Street Member, LLC.....	0	7,560,791	0	0	0	0		0	7,560,791	0
0		1925 WJC, LLC.....	0	37,132,471	0	0	0	0		0	37,132,471	0

98.4

SCHEDULE Y

PART 2 - SUMMARY OF INSURER'S TRANSACTIONS WITH ANY AFFILIATES

1	2	3	4	5	6	7	8	9	10	11	12	13
NAIC Company Code	ID Number	Names of Insurers and Parent, Subsidiaries or Affiliates	Shareholder Dividends	Capital Contributions	Purchases, Sales or Exchanges of Loans, Securities, Real Estate, Mortgage Loans or Other Investments	Income/ (Disbursements) Incurred in Connection with Guarantees or Undertakings for the Benefit of any Affiliate(s)	Management Agreements and Service Contracts	Income/ (Disbursements) Incurred under Reinsurance Agreements	*	Any Other Material Activity Not in the Ordinary Course of the Insurer's Business	Totals	Reinsurance Recoverable/ (Payable) on Losses and/or Reserve Credit Taken/ (Liability)
9999999	Control Totals.....		0	0	0	0	0	0	XXX	0	0	146,226,736

Annual Statement for the year 2016 of the **Metropolitan Property and Casualty Insurance Company**
SUPPLEMENTAL EXHIBITS AND SCHEDULES INTERROGATORIES

The following supplemental reports are required to be filed as part of your statement filing unless specifically waived by the domiciliary state. However, in the event that your domiciliary state waives the filing requirement, your response of WAIVED to the specific interrogatory will be accepted in lieu of filing a "NONE" report and a bar code will be printed below. If the supplement is required of your company but is not being filed for whatever reason enter SEE EXPLANATION and provide an explanation following the interrogatory questions.

MARCH FILING

	Responses
1. Will an actuarial opinion be filed by March 1?	YES
2. Will the Supplemental Compensation Exhibit be filed with the state of domicile by March 1?	YES
3. Will the confidential Risk-Based Capital Report be filed with the NAIC by March 1?	YES
4. Will the confidential Risk-Based Capital Report be filed with the state of domicile, if required, by March 1?	YES

APRIL FILING

5. Will the Insurance Expense Exhibit be filed with the state of domicile and the NAIC by April 1?	YES
6. Will the Management's Discussion and Analysis be filed by April 1?	YES
7. Will the Supplemental Investment Risks Interrogatories be filed by April 1?	YES

MAY FILING

8. Will this company be included in a combined annual statement that is filed with the NAIC by May 1?	YES
---	-----

JUNE FILING

9. Will an audited financial report be filed by June 1?	YES
10. Will Accountants Letter of Qualifications be filed with the state of domicile and electronically with the NAIC by June 1?	YES

AUGUST FILING

11. Will the regulator-only (non-public) Communication of Internal Control Related Matters Noted in Audit be filed with the state of domicile and electronically with the NAIC (as a regulator-only non-public document) by August 1?	YES
---	-----

The following supplemental reports are required to be filed as part of your statement filing. However, in the event that your company does not transact the type of business for which the special report must be filed, your response of NO to the specific interrogatory will be accepted in lieu of filing a "NONE" report and a bar code will be printed below. If the supplement is required of your company but is not being filed for whatever reason, enter SEE EXPLANATION and provide an explanation following the interrogatory questions.

MARCH FILING

12. Will Schedule SIS (Stockholder Information Supplement) be filed with the state of domicile by March 1?	NO
13. Will the Financial Guaranty Insurance Exhibit be filed by March 1?	NO
14. Will the Medicare Supplement Insurance Experience Exhibit be filed with the state of domicile and the NAIC by March 1?	NO
15. Will Supplement A to Schedule T (Medical Professional Liability Supplement) be filed by March 1?	NO
16. Will the Trusteed Surplus Statement be filed with the state of domicile and the NAIC by March 1?	NO
17. Will the Premiums Attributed to Protected Cells Exhibit be filed by March 1?	NO
18. Will the Reinsurance Summary Supplemental Filing for General Interrogatory 9 be filed with the state of domicile and the NAIC by March 1?	NO
19. Will the Medicare Part D Coverage Supplement be filed with the state of domicile and the NAIC by March 1?	NO
20. Will the confidential Actuarial Opinion Summary be filed with the state of domicile, if required, by March 15 (or the date otherwise specified)?	YES
21. Will the Reinsurance Attestation Supplement be filed with the state of domicile and the NAIC by March 1?	YES
22. Will the Exceptions to the Reinsurance Attestation Supplement be filed with the state of domicile by March 1?	NO
23. Will the Bail Bond Supplement be filed with the state of domicile and the NAIC by March 1?	NO
24. Will the Director and Officer Insurance Coverage Supplement be filed with the state of domicile and the NAIC by March 1?	NO
25. Will an approval from the reporting entity's state of domicile for relief related to the five-year rotation requirement for lead audit partners be filed electronically with the NAIC by March 1?	NO
26. Will an approval from the reporting entity's state of domicile for relief related to the one-year cooling off period for independent CPA be filed electronically with the NAIC by March 1?	NO
27. Will an approval from the reporting entity's state of domicile for relief related to the Requirements for Audit Committees be filed electronically with the NAIC by March 1?	NO
28. Will the Supplemental Schedule for Reinsurance Counterparty Reporting Exception - Asbestos and Pollution Contracts be filed with the state of domicile and the NAIC by March 1?	NO

APRIL FILING

29. Will the Credit Insurance Experience Exhibit be filed with state of domicile and the NAIC by April 1?	NO
30. Will the Long-Term Care Experience Reporting Forms be filed with the state of domicile and the NAIC by April 1?	NO
31. Will the Accident and Health Policy Experience Exhibit be filed by April 1?	YES
32. Will the Supplemental Health Care Exhibit (Parts 1, 2 and 3) be filed with the state of domicile and the NAIC by April 1?	NO
33. Will the regulator-only (non-public) Supplemental Health Care Exhibit's Expense Allocation Report be filed with the state of domicile and the NAIC by April 1?	NO
34. Will the Cybersecurity and Identity Theft Insurance Coverage Supplement be filed with the state of domicile and the NAIC by April 1?	YES

AUGUST FILING

35. Will Management's Report of Internal Control Over Financial Reporting be filed with the state of domicile by August 1?	YES
--	-----

Annual Statement for the year 2016 of the **Metropolitan Property and Casualty Insurance Company**
SUPPLEMENTAL EXHIBITS AND SCHEDULES INTERROGATORIES

The following supplemental reports are required to be filed as part of your statement filing unless specifically waived by the domiciliary state. However, in the event that your domiciliary state waives the filing requirement, your response of WAIVED to the specific interrogatory will be accepted in lieu of filing a "NONE" report and a bar code will be printed below. If the supplement is required of your company but is not being filed for whatever reason enter SEE EXPLANATION and provide an explanation following the interrogatory questions.

EXPLANATIONS:



BAR CODE:

- 1.
- 2.
- 3.
- 4.
- 5.
- 6.
- 7.
- 8.
- 9.
- 10.
- 11.

- 12. The data for this supplement is not required to be filed.
- 13. The data for this supplement is not required to be filed.
- 14. The data for this supplement is not required to be filed.
- 15. The data for this supplement is not required to be filed.
- 16. The data for this supplement is not required to be filed.
- 17. The data for this supplement is not required to be filed.
- 18. The data for this supplement is not required to be filed.
- 19. The data for this supplement is not required to be filed.

- 20.
- 21.
- 22. The data for this supplement is not required to be filed.
- 23. The data for this supplement is not required to be filed.
- 24. The data for this supplement is not required to be filed.
- 25. The data for this supplement is not required to be filed.
- 26. The data for this supplement is not required to be filed.
- 27. The data for this supplement is not required to be filed.
- 28. The data for this supplement is not required to be filed.
- 29. The data for this supplement is not required to be filed.
- 30. The data for this supplement is not required to be filed.
- 31.

- 32. The data for this supplement is not required to be filed.
- 33. The data for this supplement is not required to be filed.
- 34.
- 35.



Annual Statement for the year 2016 of the **Metropolitan Property and Casualty Insurance Company**
Overflow Page for Write-Ins

Additional Write-ins for Assets:

	Current Statement Date			4 December 31, Prior Year Net Admitted Assets
	1 Assets	2 Nonadmitted Assets	3 Net Admitted Assets (Cols. 1 - 2)	
2504. Receivable from Other Insurers.....	4,086,091	0	4,086,091	3,721,908
2505. Voluntary Employee Benefit.....	1,828,927	0	1,828,927	1,719,579
2506. Other Miscellaneous Assets.....	24,514	0	24,514	24,514
2507. Florida Hurricane CAT Fund / Citizen's Property Ins. Co Emergency Assessment.....	14,969	0	14,969	4
2508. Advances.....	100,000	100,000	0	0
2597. Summary of remaining write-ins for Line 25.....	6,054,501	100,000	5,954,501	5,466,005

Additional Write-ins for Liabilities:

	1 Current Year	2 Prior Year
2504. Voluntary Employee Benefit Liability.....	3,464,094	3,569,523
2505. Unearned Investment Income - Real Estate.....	371	738
2506. Deferred Rent Liability.....	0	6,563
2507. Collateral Liability.....	6,249,574	1,819,574
2597. Summary of remaining write-ins for Line 25.....	9,714,039	5,396,398

Additional Write-ins for Statement of Income:

	1 Current Year	2 Prior Year
1404. Miscellaneous Fee Revenue.....	(29,100)	45,525
1497. Summary of remaining write-ins for Line 14.....	(29,100)	45,525

Additional Write-ins for Underwriting and Investment Exhibit-Part 3:

	1 Loss Adjustment Expenses	2 Other Underwriting Expenses	3 Investment Expenses	4 Total
2404. LAD Service Fee.....	0	552,702	0	552,702
2497. Summary of remaining write-ins for Line 24.....	0	552,702	0	552,702

Additional Write-ins for Exhibit of Net Investment Income:

	1 Collected During Year	2 Earned During Year
0904. Security Lending Rebate.....	(12,357)	(12,357)
0997. Summary of remaining write-ins for Line 9.....	(12,357)	(12,357)

100L

NONE

2016 ALPHABETICAL INDEX -- PROPERTY & CASUALTY ANNUAL STATEMENT BLANK

Assets	2	Schedule P-Part 2G-Special Liability (Ocean Marine, Aircraft (All Perils), Boiler & Machinery)	58
Cash Flow	5	Schedule P-Part 2H-Section 1-Other Liability-Occurrence	58
Exhibit of Capital Gains (Losses)	12	Schedule P-Part 2H-Section 2-Other Liability-Claims-Made	58
Exhibit of Net Investment Income	12	Schedule P-Part 2I-Spec. Prop. (Fire, Allied Lines, Inland Marine, Earthquake, Burglary, Theft)	59
Exhibit of Nonadmitted Assets	13	Schedule P-Part 2J-Auto Physical Damage	59
Exhibit of Premiums and Losses (State Page)	19	Schedule P-Part 2K-Fidelity, Surety	59
Five-Year Historical Data	17	Schedule P-Part 2L-Other (Including Credit, Accident and Health)	59
General Interrogatories	15	Schedule P-Part 2M-International	59
Jurat Page	1	Schedule P-Part 2N-Reinsurance - Nonproportional Assumed Property	60
Liabilities, Surplus and Other Funds	3	Schedule P-Part 2O-Reinsurance - Nonproportional Assumed Liability	60
Notes To Financial Statements	14	Schedule P-Part 2P-Reinsurance - Nonproportional Assumed Financial Lines	60
Overflow Page For Write-ins	100	Schedule P-Part 2R-Section 1-Products Liability-Occurrence	61
Schedule A-Part 1	E01	Schedule P-Part 2R-Section 2-Products Liability-Claims-Made	61
Schedule A-Part 2	E02	Schedule P-Part 2S-Financial Guaranty/Mortgage Guaranty	61
Schedule A-Part 3	E03	Schedule P-Part 2T-Warranty	61
Schedule A-Verification Between Years	SI02	Schedule P-Part 3A-Homeowners/Farmowners	62
Schedule B-Part 1	E04	Schedule P-Part 3B-Private Passenger Auto Liability/Medical	62
Schedule B-Part 2	E05	Schedule P-Part 3C-Commercial Auto/Truck Liability/Medical	62
Schedule B-Part 3	E06	Schedule P-Part 3D-Workers' Compensation (Excluding Excess Workers Compensation)	62
Schedule B-Verification Between Years	SI02	Schedule P-Part 3E-Commercial Multiple Peril	62
Schedule BA-Part 1	E07	Schedule P-Part 3F-Section 1 -Medical Professional Liability-Occurrence	63
Schedule BA-Part 2	E08	Schedule P-Part 3F-Section 2-Medical Professional Liability-Claims-Made	63
Schedule BA-Part 3	E09	Schedule P-Part 3G-Special Liability (Ocean Marine, Aircraft (All Perils), Boiler & Machinery)	63
Schedule BA-Verification Between Years	SI03	Schedule P-Part 3H-Section 1-Other Liability-Occurrence	63
Schedule D-Part 1	E10	Schedule P-Part 3H-Section 2-Other Liability-Claims-Made	63
Schedule D-Part 1A-Section 1	SI05	Schedule P-Part 3I-Spec. Prop. (Fire, Allied Lines, Inland Marine, Earthquake, Burglary, Theft)	64
Schedule D-Part 1A-Section 2	SI08	Schedule P-Part 3J-Auto Physical Damage	64
Schedule D-Part 2-Section 1	E11	Schedule P-Part 3K-Fidelity/Surety	64
Schedule D-Part 2-Section 2	E12	Schedule P-Part 3L-Other (Including Credit, Accident and Health)	64
Schedule D-Part 3	E13	Schedule P-Part 3M-International	64
Schedule D-Part 4	E14	Schedule P-Part 3N-Reinsurance - Nonproportional Assumed Property	65
Schedule D-Part 5	E15	Schedule P-Part 3O-Reinsurance - Nonproportional Assumed Liability	65
Schedule D-Part 6-Section 1	E16	Schedule P-Part 3P-Reinsurance - Nonproportional Assumed Financial Lines	65
Schedule D-Part 6-Section 2	E16	Schedule P-Part 3R-Section 1-Products Liability-Occurrence	66
Schedule D-Summary By Country	SI04	Schedule P-Part 3R-Section 2-Products Liability-Claims-Made	66
Schedule D-Verification Between Years	SI03	Schedule P-Part 3S-Financial Guaranty/Mortgage Guaranty	66
Schedule DA-Part 1	E17	Schedule P-Part 3T-Warranty	66
Schedule DA-Verification Between Years	SI10	Schedule P-Part 4A-Homeowners/Farmowners	67
Schedule DB-Part A-Section 1	E18	Schedule P-Part 4B-Private Passenger Auto Liability/Medical	67
Schedule DB-Part A-Section 2	E19	Schedule P-Part 4C-Commercial Auto/Truck Liability/Medical	67
Schedule DB-Part A-Verification Between Years	SI11	Schedule P-Part 4D-Workers' Compensation (Excluding Excess Workers Compensation)	67
Schedule DB-Part B-Section 1	E20	Schedule P-Part 4E-Commercial Multiple Peril	67
Schedule DB-Part B-Section 2	E21	Schedule P-Part 4F-Section 1-Medical Professional Liability-Occurrence	68
Schedule DB-Part B-Verification Between Years	SI11	Schedule P-Part 4F-Section 2-Medical Professional Liability-Claims-Made	68
Schedule DB-Part C-Section 1	SI12	Schedule P-Part 4G-Special Liability (Ocean Marine, Aircraft (All Perils), Boiler & Machinery)	68
Schedule DB-Part C-Section 2	SI13	Schedule P-Part 4H-Section 1-Other Liability-Occurrence	68
Schedule DB-Part D-Section 1	E22	Schedule P-Part 4H-Section 2-Other Liability-Claims-Made	68
Schedule DB-Part D-Section 2	E23	Schedule P-Part 4I-Spec. Prop. (Fire, Allied Lines, Inland Marine, Earthquake, Burglary & Theft)	69
Schedule DB-Verification	SI14	Schedule P-Part 4J-Auto Physical Damage	69
Schedule DL-Part 1	E24	Schedule P-Part 4K-Fidelity/Surety	69
Schedule DL-Part 2	E25	Schedule P-Part 4L-Other (Including Credit, Accident and Health)	69
Schedule E-Part 1-Cash	E26	Schedule P-Part 4M-International	69
Schedule E-Part 2-Cash Equivalents	E27	Schedule P-Part 4N-Reinsurance - Nonproportional Assumed Property	70
Schedule E-Part 3-Special Deposits	E28	Schedule P-Part 4O-Reinsurance - Nonproportional Assumed Liability	70
Schedule E-Verification Between Years	SI15	Schedule P-Part 4P-Reinsurance - Nonproportional Assumed Financial Lines	70
Schedule F-Part 1	20	Schedule P-Part 4R-Section 1-Products Liability-Occurrence	71
Schedule F-Part 2	21	Schedule P-Part 4R-Section 2-Products Liability-Claims-Made	71
Schedule F-Part 3	22	Schedule P-Part 4S-Financial Guaranty/Mortgage Guaranty	71
Schedule F-Part 4	23	Schedule P-Part 4T-Warranty	71
Schedule F-Part 5	24	Schedule P-Part 5A-Homeowners/Farmowners	72
Schedule F-Part 6-Section 1	25	Schedule P-Part 5B-Private Passenger Auto Liability/Medical	73
Schedule F-Part 6-Section 2	26	Schedule P-Part 5C-Commercial Auto/Truck Liability/Medical	74
Schedule F-Part 7	27	Schedule P-Part 5D-Workers' Compensation (Excluding Excess Workers Compensation)	75
Schedule F-Part 8	28	Schedule P-Part 5E-Commercial Multiple Peril	76
Schedule F-Part 9	29	Schedule P-Part 5F-Medical Professional Liability-Claims-Made	78
Schedule H-Accident and Health Exhibit-Part 1	30	Schedule P-Part 5F-Medical Professional Liability-Occurrence	77
Schedule H-Part 2, Part 3 and Part 4	31	Schedule P-Part 5H-Other Liability-Claims-Made	80
Schedule H-Part 5-Health Claims	32	Schedule P-Part 5H-Other Liability-Occurrence	79
Schedule P-Part 1-Summary	33	Schedule P-Part 5R-Products Liability-Claims-Made	82
Schedule P-Part 1A-Homeowners/Farmowners	35	Schedule P-Part 5R-Products Liability-Occurrence	81
Schedule P-Part 1B-Private Passenger Auto Liability/Medical	36	Schedule P-Part 5T-Warranty	83
Schedule P-Part 1C-Commercial Auto/Truck Liability/Medical	37	Schedule P-Part 6C-Commercial Auto/Truck Liability/Medical	84
Schedule P-Part 1D-Workers' Compensation (Excluding Excess Workers Compensation)	38	Schedule P-Part 6D-Workers' Compensation (Excluding Excess Workers Compensation)	84
Schedule P-Part 1E-Commercial Multiple Peril	39	Schedule P-Part 6E-Commercial Multiple Peril	85
Schedule P-Part 1F-Section 1-Medical Professional Liability-Occurrence	40	Schedule P-Part 6H-Other Liability-Claims-Made	86
Schedule P-Part 1F-Section 2-Medical Professional Liability-Claims-Made	41	Schedule P-Part 6H-Other Liability-Occurrence	85
Schedule P-Part 1G-Special Liability (Ocean, Marine, Aircraft (All Perils), Boiler & Machinery)	42	Schedule P-Part 6M-International	86
Schedule P-Part 1H-Section 1-Other Liability-Occurrence	43	Schedule P-Part 6N-Reinsurance - Nonproportional Assumed Property	87
Schedule P-Part 1H-Section 2-Other Liability-Claims-Made	44	Schedule P-Part 6O-Reinsurance - Nonproportional Assumed Liability	87
Schedule P-Part 1I-Spec. Prop. (Fire, Allied Lines, Inland Marine, Earthquake, Burglary & Theft)	45	Schedule P-Part 6R-Products Liability-Claims-Made	88
Schedule P-Part 1J-Auto Physical Damage	46	Schedule P-Part 6R-Products Liability-Occurrence	88
Schedule P-Part 1K-Fidelity/Surety	47	Schedule P-Part 7A-Primary Loss Sensitive Contracts	89
Schedule P-Part 1L-Other (Including Credit, Accident and Health)	48	Schedule P-Part 7B-Reinsurance Loss Sensitive Contracts	91
Schedule P-Part 1M-International	49	Schedule P Interrogatories	93
Schedule P-Part 1N-Reinsurance - Nonproportional Assumed Property	50	Schedule T-Exhibit of Premiums Written	94
Schedule P-Part 1O-Reinsurance - Nonproportional Assumed Liability	51	Schedule T-Part 2-Interstate Compact	95
Schedule P-Part 1P-Reinsurance - Nonproportional Assumed Financial Lines	52	Schedule Y-Information Concerning Activities of Insurer Members of a Holding Company Group	96
Schedule P-Part 1R-Section 1-Products Liability-Occurrence	53	Schedule Y-Detail of Insurance Holding Company System	97
Schedule P-Part 1R-Section 2-Products Liability-Claims-Made	54	Schedule Y-Part 2-Summary of Insurer's Transactions With Any Affiliates	98
Schedule P-Part 1S-Financial Guaranty/Mortgage Guaranty	55	Statement of Income	4
Schedule P-Part 1T-Warranty	56	Summary Investment Schedule	SI01
Schedule P-Part 2, Part 3 and Part 4 - Summary	34	Supplemental Exhibits and Schedules Interrogatories	99
Schedule P-Part 2A-Homeowners/Farmowners	57	Underwriting and Investment Exhibit Part 1	6
Schedule P-Part 2B-Private Passenger Auto Liability/Medical	57	Underwriting and Investment Exhibit Part 1A	7
Schedule P-Part 2C-Commercial Auto/Truck Liability/Medical	57	Underwriting and Investment Exhibit Part 1B	8
Schedule P-Part 2D-Workers' Compensation (Excluding Excess Workers Compensation)	57	Underwriting and Investment Exhibit Part 2	9
Schedule P-Part 2E-Commercial Multiple Peril	57	Underwriting and Investment Exhibit Part 2A	10
Schedule P-Part 2F-Section 1-Medical Professional Liability-Occurrence	58	Underwriting and Investment Exhibit Part 3	11
Schedule P-Part 2F-Section 2-Medical Professional Liability-Claims-Made	58		