



HEALTH ANNUAL STATEMENT

FOR THE YEAR ENDED DECEMBER 31, 2016
OF THE CONDITION AND AFFAIRS OF THE

UnitedHealthcare of New England, Inc.

NAIC Group Code 0707 0707 NAIC Company Code 95149 Employer's ID Number 05-0413469
(Current) (Prior)

Organized under the Laws of Rhode Island, State of Domicile or Port of Entry RI

Country of Domicile United States of America

Licensed as business type: Health Maintenance Organization

Is HMO Federally Qualified? Yes [] No [X]

Incorporated/Organized 11/14/1984 Commenced Business 12/27/1984

Statutory Home Office 475 Kilvert Street, Suite 310, Warwick, RI, US 02886-1392
(Street and Number) (City or Town, State, Country and Zip Code)

Main Administrative Office 4 Research Drive, 5th Floor
(Street and Number)
Shelton, CT, US 06484, 203-447-4444
(City or Town, State, Country and Zip Code) (Area Code) (Telephone Number)

Mail Address 4 Research Drive, 5th Floor, Shelton, CT, US 06484
(Street and Number or P.O. Box) (City or Town, State, Country and Zip Code)

Primary Location of Books and Records 4 Research Drive, 5th Floor
(Street and Number)
Shelton, CT, US 06484, 203-447-4444
(City or Town, State, Country and Zip Code) (Area Code) (Telephone Number)

Internet Website Address www.unitedhealthcare.com

Statutory Statement Contact Joseph James Dewey, 203-447-4444
(Name) (Area Code) (Telephone Number)
joseph.j.dewey@uhc.com, 203-447-4451
(E-mail Address) (FAX Number)

OFFICERS

President Stephen John Farrell Treasurer Robert Worth Oberrender
 Secretary Christina Regina Palme-Krizak Chief Financial Officer Timothy John Noel

OTHER

Patrice Evelyn Cooper, Vice President, Medicaid Operations Nyle Brent Cottingham, Vice President Heather Anastasia Lang Jacobsen, Assistant Secretary
Dennis Patrick O'Brien, Chief Executive Officer

DIRECTORS OR TRUSTEES

Patrice Evelyn Cooper Stephen John Farrell Dennis Patrick O'Brien

State of Rhode Island SS:
 County of Kent

The officers of this reporting entity being duly sworn, each depose and say that they are the described officers of said reporting entity, and that on the reporting period stated above, all of the herein described assets were the absolute property of the said reporting entity, free and clear from any liens or claims thereon, except as herein stated, and that this statement, together with related exhibits, schedules and explanations therein contained, annexed or referred to, is a full and true statement of all the assets and liabilities and of the condition and affairs of the said reporting entity as of the reporting period stated above, and of its income and deductions therefrom for the period ended, and have been completed in accordance with the NAIC Annual Statement Instructions and Accounting Practices and Procedures manual except to the extent that: (1) state law may differ; or, (2) that state rules or regulations require differences in reporting not related to accounting practices and procedures, according to the best of their information, knowledge and belief, respectively. Furthermore, the scope of this attestation by the described officers also includes the related corresponding electronic filing with the NAIC, when required, that is an exact copy (except for formatting differences due to electronic filing) of the enclosed statement. The electronic filing may be requested by various regulators in lieu of or in addition to the enclosed statement.

Stephen John Farrell
President

Christina Regina Palme-Krizak
Secretary

Subscribed and sworn to before me this
30 day of January 2017

- a. Is this an original filing? Yes [X] No []
 b. If no,
 1. State the amendment number.....
 2. Date filed
 3. Number of pages attached.....

Claudette I. Levesque
Notary Public
May 14, 2019

EXHIBIT 3A - ANALYSIS OF HEALTH CARE RECEIVABLES COLLECTED AND ACCRUED

Type of Health Care Receivable	Health Care Receivables Collected During the Year		Health Care Receivables Accrued as of December 31 of Current Year		5 Health Care Receivables in Prior Years (Columns 1 + 3)	6 Estimated Health Care Receivables Accrued as of December 31 of Prior Year
	1 On Amounts Accrued Prior to January 1 of Current Year	2 On Amounts Accrued During the Year	3 On Amounts Accrued December 31 of Prior Year	4 On Amounts Accrued During the Year		
1. Pharmaceutical rebate receivables	8,195,477	15,874,685	(512,479)	11,105,750	7,682,998	7,603,637
2. Claim overpayment receivables	1,150,764	4,035,720	1,411,936	1,826,711	2,562,700	1,901,285
3. Loans and advances to providers					0	0
4. Capitation arrangement receivables					0	0
5. Risk sharing receivables					0	8,600,992
6. Other health care receivables.....	5,836,066	2,067,734	1,654,764	4,421,989	7,490,830	5,367,055
7. Totals (Lines 1 through 6)	15,182,307	21,978,139	2,554,221	17,354,450	17,736,528	23,472,969

Note that the accrued amounts in Columns 3, 4, and 6 are the total health care receivables, not just the admitted portion.

EXHIBIT 4 - CLAIMS UNPAID AND INCENTIVE POOL, WITHHOLD AND BONUS (Reported and Unreported)

Aging Analysis of Unpaid Claims

1 Account	2 1 - 30 Days	3 31 - 60 Days	4 61 - 90 Days	5 91 - 120 Days	6 Over 120 Days	7 Total
Claims Unpaid (Reported)						
0199999. Individually listed claims unpaid	0	0	0	0	0	0
0299999. Aggregate accounts not individually listed- uncovered						0
0399999. Aggregate accounts not individually listed-covered	24,675,681	905,094	555,836	185,604	227,695	26,549,910
0499999. Subtotals	24,675,681	905,094	555,836	185,604	227,695	26,549,910
0599999. Unreported claims and other claim reserves						70,600,051
0699999. Total amounts withheld						381,294
0799999. Total claims unpaid						97,531,255
.....						
.....						
.....						
.....						
.....						
.....						
.....						
.....						
.....						
.....						
.....						
.....						
.....						
.....						
.....						
0899999 Accrued medical incentive pool and bonus amounts						5,212,098

EXHIBIT 7 PART 1- SUMMARY OF TRANSACTIONS WITH PROVIDERS

Payment Method	1 Direct Medical Expense Payment	2 Column 1 as a % of Total Payments	3 Total Members Covered	4 Column 3 as a % of Total Members	5 Column 1 Expenses Paid to Affiliated Providers	6 Column 1 Expenses Paid to Non-Affiliated Providers
Capitation Payments:						
1. Medical groups	0	0.0	127,755	100.0	0	0
2. Intermediaries	101,426,344	12.9	127,755	100.0	100,439,488	986,856
3. All other providers	0	0.0	127,755	100.0	0	0
4. Total capitation payments	101,426,344	12.9	127,755	100.0	100,439,488	986,856
Other Payments:						
5. Fee-for-service	59,340,430	7.5	XXX	XXX	0	59,340,430
6. Contractual fee payments	621,250,979	79.0	XXX	XXX	3,100,905	618,150,074
7. Bonus/withhold arrangements - fee-for-service	0	0.0	XXX	XXX	0	0
8. Bonus/withhold arrangements - contractual fee payments	4,642,275	0.6	XXX	XXX	0	4,642,275
9. Non-contingent salaries	0	0.0	XXX	XXX	0	0
10. Aggregate cost arrangements	0	0.0	XXX	XXX	0	0
11. All other payments	0	0.0	XXX	XXX	0	0
12. Total other payments	685,233,684	87.1	XXX	XXX	3,100,905	682,132,779
13. TOTAL (Line 4 plus Line 12)	786,660,028	100%	XXX	XXX	103,540,393	683,119,635

EXHIBIT 7 - PART 2 - SUMMARY OF TRANSACTIONS WITH INTERMEDIARIES

1 NAIC Code	2 Name of Intermediary	3 Capitation Paid	4 Average Monthly Capitation	5 Intermediary's Total Adjusted Capital	6 Intermediary's Authorized Control Level RBC
	United Behavioral Health, Inc.	100,429,244	8,369,104		
	Alternative Medicine Integration of RI	771,000	64,250		
	Care Transformation Collaborative of RI	200,328	16,694		
	OptumRx, Inc.	10,230	853		
	Beacon	8,573	714		
	Epic Labs	6,955	580		
	OptumHealth Care Solutions, Inc.	14	1		
9999999 Totals		101,426,344	XXX	XXX	XXX

EXHIBIT 8 - FURNITURE, EQUIPMENT AND SUPPLIES OWNED

Description	1 Cost	2 Improvements	3 Accumulated Depreciation	4 Book Value Less Encumbrances	5 Assets Not Admitted	6 Net Admitted Assets
1. Administrative furniture and equipment	NONE					
2. Medical furniture, equipment and fixtures						
3. Pharmaceuticals and surgical supplies						
4. Durable medical equipment						
5. Other property and equipment						
6. Total						



ANNUAL STATEMENT FOR THE YEAR 2016 OF THE UnitedHealthcare of New England, Inc.

EXHIBIT OF PREMIUMS, ENROLLMENT AND UTILIZATION (a)

REPORT FOR: 1. CORPORATION

UnitedHealthcare of New England, Inc.

2. Warwick, RI

NAIC Group Code	0707	BUSINESS IN THE STATE OF		DURING THE YEAR							(LOCATION)	
		Massachusetts		2016							NAIC Company Code	
		1	Comprehensive (Hospital & Medical)		4	5	6	7	8	9	10	
	Total	2	3	Medicare Supplement	Vision Only	Dental Only	Federal Employees Health Benefit Plan	Title XVIII Medicare	Title XIX Medicaid	Other		
Total Members at end of:												
1. Prior Year	8,210	1						8,209				
2. First Quarter	10,872	1						10,871				
3. Second Quarter	11,217	1						11,216				
4. Third Quarter	11,522	1						11,521				
5. Current Year	11,827	1						11,826				
6. Current Year Member Months	135,186	12						135,174				
Total Member Ambulatory Encounters for Year:												
7. Physician	121,171	6						121,165				
8. Non-Physician	60,382	3						60,379				
9. Total	181,553	9	0	0	0	0	0	181,544	0	0		
10. Hospital Patient Days Incurred	32,210							32,210				
11. Number of Inpatient Admissions	6,131							6,131				
12. Health Premiums Written (b)	112,753,252	9,492						112,743,760				
13. Life Premiums Direct	0											
14. Property/Casualty Premiums Written	0											
15. Health Premiums Earned	112,619,329	9,492						112,609,837				
16. Property/Casualty Premiums Earned	0											
17. Amount Paid for Provision of Health Care Services.....	62,660,098	3,344	(47,033)					62,703,787				
18. Amount Incurred for Provision of Health Care Services	60,415,798	3,224	(45,348)					60,457,923				

(a) For health business: number of persons insured under PPO managed care products and number of persons insured under indemnity only products

(b) For health premiums written: amount of Medicare Title XVIII exempt from state taxes or fees \$112,743,760



ANNUAL STATEMENT FOR THE YEAR 2016 OF THE UnitedHealthcare of New England, Inc.

EXHIBIT OF PREMIUMS, ENROLLMENT AND UTILIZATION (a)

REPORT FOR: 1. CORPORATION

UnitedHealthcare of New England, Inc.

2. Warwick, RI

NAIC Group Code	0707	BUSINESS IN THE STATE OF		DURING THE YEAR							(LOCATION)	
		New Hampshire		2016							NAIC Company Code	
		1	Comprehensive (Hospital & Medical)		4	5	6	7	8	9	10	
	Total	2	3	Medicare Supplement	Vision Only	Dental Only	Federal Employees Health Benefit Plan	Title XVIII Medicare	Title XIX Medicaid	Other		
Total Members at end of:												
1. Prior Year	0											
2. First Quarter	1,987							1,987				
3. Second Quarter	2,153							2,153				
4. Third Quarter	2,366							2,366				
5. Current Year	2,583							2,583				
6. Current Year Member Months	26,579							26,579				
Total Member Ambulatory Encounters for Year:												
7. Physician	30,884							30,884				
8. Non-Physician	15,390							15,390				
9. Total	46,274	0	0	0	0	0	0	46,274	0	0		
10. Hospital Patient Days Incurred	2,605							2,605				
11. Number of Inpatient Admissions	518							518				
12. Health Premiums Written (b)	18,775,766							18,775,766				
13. Life Premiums Direct	0											
14. Property/Casualty Premiums Written	0											
15. Health Premiums Earned	18,551,373							18,551,373				
16. Property/Casualty Premiums Earned	0											
17. Amount Paid for Provision of Health Care Services	15,982,682							15,982,682				
18. Amount Incurred for Provision of Health Care Services	15,410,230							15,410,230				

(a) For health business: number of persons insured under PPO managed care products and number of persons insured under indemnity only products

(b) For health premiums written: amount of Medicare Title XVIII exempt from state taxes or fees \$ 18,775,766

HN 00



ANNUAL STATEMENT FOR THE YEAR 2016 OF THE UnitedHealthcare of New England, Inc.

EXHIBIT OF PREMIUMS, ENROLLMENT AND UTILIZATION (a)

REPORT FOR: 1. CORPORATION

UnitedHealthcare of New England, Inc.

2. Warwick, RI

NAIC Group Code	0707	BUSINESS IN THE STATE OF		DURING THE YEAR							(LOCATION)	
		Pennsylvania		2016							NAIC Company Code	
		1	Comprehensive (Hospital & Medical)		4	5	6	7	8	9	10	
	Total	2	3	Medicare Supplement	Vision Only	Dental Only	Federal Employees Health Benefit Plan	Title XVIII Medicare	Title XIX Medicaid	Other		
Total Members at end of:												
1. Prior Year	350							350				
2. First Quarter	2,297							2,297				
3. Second Quarter	2,515							2,515				
4. Third Quarter	2,735							2,735				
5. Current Year	2,963							2,963				
6. Current Year Member Months	30,718							30,718				
Total Member Ambulatory Encounters for Year:												
7. Physician	34,637							34,637				
8. Non-Physician	17,260							17,260				
9. Total	51,897	0	0	0	0	0	0	51,897	0	0		
10. Hospital Patient Days Incurred	2,851							2,851				
11. Number of Inpatient Admissions	515							515				
12. Health Premiums Written (b)	25,665,115							25,665,115				
13. Life Premiums Direct	0											
14. Property/Casualty Premiums Written	0											
15. Health Premiums Earned	25,447,806							25,447,806				
16. Property/Casualty Premiums Earned	0											
17. Amount Paid for Provision of Health Care Services.....	17,924,688							17,924,688				
18. Amount Incurred for Provision of Health Care Services	17,282,679							17,282,679				

(a) For health business: number of persons insured under PPO managed care products and number of persons insured under indemnity only products

(b) For health premiums written: amount of Medicare Title XVIII exempt from state taxes or fees \$25,665,115



ANNUAL STATEMENT FOR THE YEAR 2016 OF THE UnitedHealthcare of New England, Inc.

EXHIBIT OF PREMIUMS, ENROLLMENT AND UTILIZATION (a)

REPORT FOR: 1. CORPORATION

UnitedHealthcare of New England, Inc.

2. Warwick, RI

NAIC Group Code	0707	BUSINESS IN THE STATE OF		DURING THE YEAR							(LOCATION)	
		Rhode Island		2016							NAIC Company Code	
		1	Comprehensive (Hospital & Medical)		4	5	6	7	8	9	10	
	Total	2	3	Medicare Supplement	Vision Only	Dental Only	Federal Employees Health Benefit Plan	Title XVIII Medicare	Title XIX Medicaid	Other		
Total Members at end of:												
1. Prior Year	105,520	1,106	5,070					15,136	84,208			
2. First Quarter	107,475	1,305	4,577					16,339	85,254			
3. Second Quarter	107,235	1,546	4,124					16,389	85,176			
4. Third Quarter	107,215	1,455	3,595					16,419	85,746			
5. Current Year	109,591	1,269	2,654					16,458	89,210			
6. Current Year Member Months	1,280,817	16,572	46,723					196,659	1,020,863			
Total Member Ambulatory Encounters for Year:												
7. Physician	1,323,811	9,785	26,784					369,014	918,228			
8. Non-Physician	659,681	4,876	13,347					183,887	457,571			
9. Total	1,983,492	14,661	40,131	0	0	0	0	552,901	1,375,799	0		
10. Hospital Patient Days Incurred	105,130	335	862					22,499	81,434			
11. Number of Inpatient Admissions	23,652	81	254					4,297	19,020			
12. Health Premiums Written (b)	654,683,910	5,025,431	13,794,790					194,384,350	441,479,339			
13. Life Premiums Direct	0											
14. Property/Casualty Premiums Written	0											
15. Health Premiums Earned	722,715,712	5,948,244	13,797,773					196,487,162	506,482,533			
16. Property/Casualty Premiums Earned	0											
17. Amount Paid for Provision of Health Care Services.....	685,080,677	5,063,828	13,860,785					190,967,314	475,188,749			
18. Amount Incurred for Provision of Health Care Services	660,543,114	4,882,457	13,586,969					183,904,794	458,168,894			

(a) For health business: number of persons insured under PPO managed care products and number of persons insured under indemnity only products

(b) For health premiums written: amount of Medicare Title XVIII exempt from state taxes or fees \$ 194,384,350

30.RI



ANNUAL STATEMENT FOR THE YEAR 2016 OF THE UnitedHealthcare of New England, Inc.

EXHIBIT OF PREMIUMS, ENROLLMENT AND UTILIZATION (a)

REPORT FOR: 1. CORPORATION

UnitedHealthcare of New England, Inc.

2. Warwick, RI

NAIC Group Code	0707	BUSINESS IN THE STATE OF		DURING THE YEAR							(LOCATION)	
		Vermont		2016							NAIC Company Code	
		1	Comprehensive (Hospital & Medical)		4	5	6	7	8	9	10	
	Total	2	3	Medicare Supplement	Vision Only	Dental Only	Federal Employees Health Benefit Plan	Title XVIII Medicare	Title XIX Medicaid	Other		
Total Members at end of:												
1. Prior Year	136							136				
2. First Quarter	632							632				
3. Second Quarter	691							691				
4. Third Quarter	738							738				
5. Current Year	791							791				
6. Current Year Member Months	8,354							8,354				
Total Member Ambulatory Encounters for Year:												
7. Physician	9,685							9,685				
8. Non-Physician	4,826							4,826				
9. Total	14,511	0	0	0	0	0	0	14,511	0	0		
10. Hospital Patient Days Incurred	549							549				
11. Number of Inpatient Admissions	114							114				
12. Health Premiums Written (b)	5,041,522							5,041,522				
13. Life Premiums Direct	0											
14. Property/Casualty Premiums Written	0											
15. Health Premiums Earned	4,984,678							4,984,678				
16. Property/Casualty Premiums Earned	0											
17. Amount Paid for Provision of Health Care Services.....	5,011,883							5,011,883				
18. Amount Incurred for Provision of Health Care Services	4,832,373							4,832,373				

(a) For health business: number of persons insured under PPO managed care products and number of persons insured under indemnity only products

(b) For health premiums written: amount of Medicare Title XVIII exempt from state taxes or fees \$5,041,522



ANNUAL STATEMENT FOR THE YEAR 2016 OF THE UnitedHealthcare of New England, Inc.

EXHIBIT OF PREMIUMS, ENROLLMENT AND UTILIZATION (a)

REPORT FOR: 1. CORPORATION

UnitedHealthcare of New England, Inc.

2. Warwick, RI

(LOCATION)

NAIC Group Code	0707	BUSINESS IN THE STATE OF	Grand Total		DURING THE YEAR					2016		NAIC Company Code		95149
			1 Total	Comprehensive (Hospital & Medical)		4 Medicare Supplement	5 Vision Only	6 Dental Only	7 Federal Employees Health Benefit Plan	8 Title XVIII Medicare	9 Title XIX Medicaid	10 Other		
				2 Individual	3 Group									
Total Members at end of:														
1.	Prior Year	114,216	1,107	5,070	0	0	0	0	23,831	84,208	0			
2.	First Quarter	123,263	1,306	4,577	0	0	0	0	32,126	85,254	0			
3.	Second Quarter	123,811	1,547	4,124	0	0	0	0	32,964	85,176	0			
4.	Third Quarter	124,576	1,456	3,595	0	0	0	0	33,779	85,746	0			
5.	Current Year	127,755	1,270	2,654	0	0	0	0	34,621	89,210	0			
6.	Current Year Member Months	1,481,654	16,584	46,723	0	0	0	0	397,484	1,020,863	0			
Total Member Ambulatory Encounters for Year:														
7.	Physician	1,520,188	9,791	26,784	0	0	0	0	565,385	918,228	0			
8.	Non-Physician	757,539	4,879	13,347	0	0	0	0	281,742	457,571	0			
9.	Total	2,277,727	14,670	40,131	0	0	0	0	847,127	1,375,799	0			
10.	Hospital Patient Days Incurred	143,345	335	862	0	0	0	0	60,714	81,434	0			
11.	Number of Inpatient Admissions	30,930	81	254	0	0	0	0	11,575	19,020	0			
12.	Health Premiums Written (b)	816,919,565	5,034,923	13,794,790	0	0	0	0	356,610,513	441,479,339	0			
13.	Life Premiums Direct	0	0	0	0	0	0	0	0	0	0			
14.	Property/Casualty Premiums Written	0	0	0	0	0	0	0	0	0	0			
15.	Health Premiums Earned	884,318,898	5,957,736	13,797,773	0	0	0	0	358,080,856	506,482,533	0			
16.	Property/Casualty Premiums Earned	0	0	0	0	0	0	0	0	0	0			
17.	Amount Paid for Provision of Health Care Services	786,660,028	5,067,172	13,813,752	0	0	0	0	292,590,355	475,188,749	0			
18.	Amount Incurred for Provision of Health Care Services	758,484,194	4,885,681	13,541,621	0	0	0	0	281,887,998	458,168,894	0			

(a) For health business: number of persons insured under PPO managed care products0 and number of persons insured under indemnity only products0 .

(b) For health premiums written: amount of Medicare Title XVIII exempt from state taxes or fees \$356,610,513

30.GT

SCHEDULE S - PART 1 - SECTION 2

Reinsurance Assumed Accident and Health Insurance Listed by Reinsured Company as of December 31, Current Year

1 NAIC Company Code	2 ID Number	3 Effective Date	4 Name of Reinsured	5 Domiciliary Jurisdiction	6 Type of Reinsurance Assumed	7 Premiums	8 Unearned Premiums	9 Reserve Liability Other Than for Unearned Premiums	10 Reinsurance Payable on Paid and Unpaid Losses	11 Modified Coinsurance Reserve	12 Funds Withheld Under Coinsurance
NONE											
999999 - Totals											

ANNUAL STATEMENT FOR THE YEAR 2016 OF THE UnitedHealthcare of New England, Inc.

SCHEDULE S - PART 2

Reinsurance Recoverable on Paid and Unpaid Losses Listed by Reinsuring Company as of December 31, Current Year

1 NAIC Company Code	2 ID Number	3 Effective Date	4 Name of Company	5 Domiciliary Jurisdiction	6 Paid Losses	7 Unpaid Losses
0399999. Total Life and Annuity - U.S. Affiliates					0	0
0699999. Total Life and Annuity - Non-U.S. Affiliates					0	0
0799999. Total Life and Annuity - Affiliates					0	0
1099999. Total Life and Annuity - Non-Affiliates					0	0
1199999. Total Life and Annuity					0	0
91529	52-1996029	10/01/2013	Unimerica Insurance Company	WI	142,330	31,720
91529	52-1996029	10/01/2013	Unimerica Insurance Company	WI	407,649	811,795
79413	36-2739571	01/01/1998	UnitedHealthcare Insurance Company	CT	0	140,230
79413	36-2739571	01/01/2004	UnitedHealthcare Insurance Company	CT	793,239	678,957
1399999. Accident and Health - U.S. Affiliates - Other					1,343,218	1,662,702
1499999. Total Accident and Health - U.S. Affiliates					1,343,218	1,662,702
1799999. Total Accident and Health - Non-U.S. Affiliates					0	0
1899999. Total Accident and Health - Affiliates					1,343,218	1,662,702
00000	AA-9990032	01/01/2014	U.S. Department of Health and Human Services	DC	176,697	17,032
1999999. Accident and Health - U.S. Non-Affiliates					176,697	17,032
2199999. Total Accident and Health - Non-Affiliates					176,697	17,032
2299999. Total Accident and Health					1,519,915	1,679,734
2399999. Total U.S. (Sum of 0399999, 0899999, 1499999 and 1999999)					1,519,915	1,679,734
2499999. Total Non-U.S. (Sum of 0699999, 0999999, 1799999 and 2099999)					0	0
9999999 Totals - Life, Annuity and Accident and Health					1,519,915	1,679,734

ANNUAL STATEMENT FOR THE YEAR 2016 OF THE UnitedHealthcare of New England, Inc.

SCHEDULE S - PART 3 - SECTION 2

Reinsurance Ceded Accident and Health Insurance Listed by Reinsuring Company as of December 31, Current Year

1 NAIC Company Code	2 ID Number	3 Effective Date	4 Name of Company	5 Domi- ciliary Juris- diction	6 Type of Reinsurance Ceded	7 Type of Business Ceded	8 Premiums	9 Unearned Premiums (Estimated)	10 Reserve Credit Taken Other than for Unearned Premiums	Outstanding Surplus Relief		13 Modified Coinsurance Reserve	14 Funds Withheld Under Coinsurance
										11 Current Year	12 Prior Year		
91529	52-1996029	10/01/2013	Unimerica Insurance Company	WI	QA/A/G	CMM	967,260	0	1,898	0	0	0	0
91529	52-1996029	10/01/2013	Unimerica Insurance Company	WI	QA/A/G	MR	3,874,817	0	4,459	0	0	0	0
79413	36-2739571	01/01/1998	UnitedHealthcare Insurance Company	CT	SSL//G	MC	643,130	0	0	0	0	0	0
79413	36-2739571	01/01/2004	UnitedHealthcare Insurance Company	CT	OTH/A/G	CMM, MC, MR	885,010	0	0	0	0	0	0
79413	36-2739571	01/01/2004	UnitedHealthcare Insurance Company	CT	QA/A/G	CMM	11,164,227	0	23,211	0	0	0	0
0299999. General Account - Authorized U.S. Affiliates - Other							17,534,444	0	29,568	0	0	0	0
0399999. Total General Account - Authorized U.S. Affiliates							17,534,444	0	29,568	0	0	0	0
0699999. Total General Account - Authorized Non-U.S. Affiliates							0	0	0	0	0	0	0
0799999. Total General Account - Authorized Affiliates							17,534,444	0	29,568	0	0	0	0
00000	AA-9990032	01/01/2014	U.S. Department of Health and Human Services	DC	SSL/A/I	CMM	31,579	0	0	0	0	0	0
0899999. General Account - Authorized U.S. Non-Affiliates							31,579	0	0	0	0	0	0
1099999. Total General Account - Authorized Non-Affiliates							31,579	0	0	0	0	0	0
1199999. Total General Account Authorized							17,566,023	0	29,568	0	0	0	0
1499999. Total General Account - Unauthorized U.S. Affiliates							0	0	0	0	0	0	0
1799999. Total General Account - Unauthorized Non-U.S. Affiliates							0	0	0	0	0	0	0
1899999. Total General Account - Unauthorized Affiliates							0	0	0	0	0	0	0
2199999. Total General Account - Unauthorized Non-Affiliates							0	0	0	0	0	0	0
2299999. Total General Account Unauthorized							0	0	0	0	0	0	0
2599999. Total General Account - Certified U.S. Affiliates							0	0	0	0	0	0	0
2899999. Total General Account - Certified Non-U.S. Affiliates							0	0	0	0	0	0	0
2999999. Total General Account - Certified Affiliates							0	0	0	0	0	0	0
3299999. Total General Account - Certified Non-Affiliates							0	0	0	0	0	0	0
3399999. Total General Account Certified							0	0	0	0	0	0	0
3499999. Total General Account Authorized, Unauthorized and Certified							17,566,023	0	29,568	0	0	0	0
3799999. Total Separate Accounts - Authorized U.S. Affiliates							0	0	0	0	0	0	0
4099999. Total Separate Accounts - Authorized Non-U.S. Affiliates							0	0	0	0	0	0	0
4199999. Total Separate Accounts - Authorized Affiliates							0	0	0	0	0	0	0
4499999. Total Separate Accounts - Authorized Non-Affiliates							0	0	0	0	0	0	0
4599999. Total Separate Accounts Authorized							0	0	0	0	0	0	0
4899999. Total Separate Accounts - Unauthorized U.S. Affiliates							0	0	0	0	0	0	0
5199999. Total Separate Accounts - Unauthorized Non-U.S. Affiliates							0	0	0	0	0	0	0
5299999. Total Separate Accounts - Unauthorized Affiliates							0	0	0	0	0	0	0
5599999. Total Separate Accounts - Unauthorized Non-Affiliates							0	0	0	0	0	0	0
5699999. Total Separate Accounts Unauthorized							0	0	0	0	0	0	0
5999999. Total Separate Accounts - Certified U.S. Affiliates							0	0	0	0	0	0	0
6299999. Total Separate Accounts - Certified Non-U.S. Affiliates							0	0	0	0	0	0	0
6399999. Total Separate Accounts - Certified Affiliates							0	0	0	0	0	0	0
6699999. Total Separate Accounts - Certified Non-Affiliates							0	0	0	0	0	0	0
6799999. Total Separate Accounts Certified							0	0	0	0	0	0	0
6899999. Total Separate Accounts Authorized, Unauthorized and Certified							0	0	0	0	0	0	0
6999999. Total U.S. (Sum of 0399999, 0899999, 1499999, 1999999, 2599999, 3099999, 3799999, 4299999, 4899999, 5399999, 5999999 and 6499999)							17,566,023	0	29,568	0	0	0	0
7099999. Total Non-U.S. (Sum of 0699999, 0999999, 1799999, 2099999, 2899999, 3199999, 4099999, 4399999, 5199999, 5499999, 6299999 and 6599999)							0	0	0	0	0	0	0
9999999 - Totals							17,566,023	0	29,568	0	0	0	0

Schedule S - Part 4

NONE

Schedule S - Part 4 - Bank Footnote

NONE

Schedule S - Part 5

NONE

Schedule S - Part 5 - Bank Footnote

NONE

SCHEDULE S - PART 6

Five Year Exhibit of Reinsurance Ceded Business (000 Omitted)

	1 2016	2 2015	3 2014	4 2013	5 2012
A. OPERATIONS ITEMS					
1. Premiums	12,189	13,704	7,566	6,576	9,895
2. Title XVIII - Medicare	4,230	3,581	4,586	1,677	314
3. Title XIX - Medicaid	1,147	1,126	764	619	602
4. Commissions and reinsurance expense allowance	2,648	2,945			
5. Total hospital and medical expenses	16,155	15,154	12,358	7,320	7,493
B. BALANCE SHEET ITEMS					
6. Premiums receivable	1,272	33	1,262	1,051	684
7. Claims payable	1,680	2,028	2,152	1,691	866
8. Reinsurance recoverable on paid losses	1,520	1,587	1,001	950	623
9. Experience rating refunds due or unpaid	(136)	136			
10. Commissions and reinsurance expense allowances due	13	305	116	113	88
11. Unauthorized reinsurance offset					
12. Offset for reinsurance with Certified Reinsurers					
C. UNAUTHORIZED REINSURANCE (DEPOSITS BY AND FUNDS WITHHELD FROM)					
13. Funds deposited by and withheld from (F)	0	0	0	0	0
14. Letters of credit (L)	0	0	0	0	0
15. Trust agreements (T)	0	0	0	0	0
16. Other (O)	0	0	0	0	0
D. REINSURANCE WITH CERTIFIED REINSURERS (DEPOSITS BY AND FUNDS WITHHELD FROM)					
17. Multiple Beneficiary Trust					
18. Funds deposited by and withheld from (F)					
19. Letters of credit (L)					
20. Trust agreements (T)					
21. Other (O)					

SCHEDULE S - PART 7

Restatement of Balance Sheet to Identify Net Credit For Ceded Reinsurance

	1 As Reported (net of ceded)	2 Restatement Adjustments	3 Restated (gross of ceded)
ASSETS (Page 2, Col. 3)			
1. Cash and invested assets (Line 12)	221,252,585		221,252,585
2. Accident and health premiums due and unpaid (Line 15)	56,987,318		56,987,318
3. Amounts recoverable from reinsurers (Line 16.1)	1,519,916	(1,519,916)	0
4. Net credit for ceded reinsurance	XXX	2,713,791	2,713,791
5. All other admitted assets (Balance)	33,697,924	(702,363)	32,995,561
6. Total assets (Line 28)	313,457,743	491,512	313,949,255
LIABILITIES, CAPITAL AND SURPLUS (Page 3)			
7. Claims unpaid (Line 1)	95,851,520	1,679,735	97,531,255
8. Accrued medical incentive pool and bonus payments (Line 2)	5,212,098	73,337	5,285,435
9. Premiums received in advance (Line 8)	43,523,413		43,523,413
10. Funds held under reinsurance treaties with authorized and unauthorized reinsurers (Line 19 first inset amount plus second inset amount)	0		0
11. Reinsurance in unauthorized companies (Line 20 minus inset amount)	0		0
12. Reinsurance with Certified Reinsurers (Line 20 inset amount)	0		0
13. Funds held under reinsurance treaties with Certified Reinsurers (Line 19 third inset amount)	0		0
14. All other liabilities (Balance)	49,847,617	(1,261,560)	48,586,057
15. Total liabilities (Line 24)	194,434,648	491,512	194,926,160
16. Total capital and surplus (Line 33)	119,023,095	XXX	119,023,095
17. Total liabilities, capital and surplus (Line 34)	313,457,743	491,512	313,949,255
NET CREDIT FOR CEDED REINSURANCE			
18. Claims unpaid	1,679,735		
19. Accrued medical incentive pool	73,337		
20. Premiums received in advance	0		
21. Reinsurance recoverable on paid losses	1,519,916		
22. Other ceded reinsurance recoverables	702,363		
23. Total ceded reinsurance recoverables	3,975,351		
24. Premiums receivable	0		
25. Funds held under reinsurance treaties with authorized and unauthorized reinsurers	0		
26. Unauthorized reinsurance	0		
27. Reinsurance with Certified Reinsurers	0		
28. Funds held under reinsurance treaties with Certified Reinsurers	0		
29. Other ceded reinsurance payables/offsets	1,261,560		
30. Total ceded reinsurance payables/offsets	1,261,560		
31. Total net credit for ceded reinsurance	2,713,791		

SCHEDULE T - PART 2
INTERSTATE COMPACT - EXHIBIT OF PREMIUMS WRITTEN

Allocated by States and Territories

States, Etc.	Direct Business Only					Totals
	1 Life (Group and Individual)	2 Annuities (Group and Individual)	3 Disability Income (Group and Individual)	4 Long-Term Care (Group and Individual)	5 Deposit-Type Contracts	
1. Alabama	AL					
2. Alaska	AK					
3. Arizona	AZ					
4. Arkansas	AR					
5. California	CA					
6. Colorado	CO					
7. Connecticut	CT					
8. Delaware	DE					
9. District of Columbia	DC					
10. Florida	FL					
11. Georgia	GA					
12. Hawaii	HI					
13. Idaho	ID					
14. Illinois	IL					
15. Indiana	IN					
16. Iowa	IA					
17. Kansas	KS					
18. Kentucky	KY					
19. Louisiana	LA					
20. Maine	ME					
21. Maryland	MD					
22. Massachusetts	MA					
23. Michigan	MI					
24. Minnesota	MN					
25. Mississippi	MS					
26. Missouri	MO					
27. Montana	MT					
28. Nebraska	NE					
29. Nevada	NV					
30. New Hampshire	NH					
31. New Jersey	NJ					
32. New Mexico	NM					
33. New York	NY					
34. North Carolina	NC					
35. North Dakota	ND					
36. Ohio	OH					
37. Oklahoma	OK					
38. Oregon	OR					
39. Pennsylvania	PA					
40. Rhode Island	RI					
41. South Carolina	SC					
42. South Dakota	SD					
43. Tennessee	TN					
44. Texas	TX					
45. Utah	UT					
46. Vermont	VT					
47. Virginia	VA					
48. Washington	WA					
49. West Virginia	WV					
50. Wisconsin	WI					
51. Wyoming	WY					
52. American Samoa	AS					
53. Guam	GU					
54. Puerto Rico	PR					
55. U.S. Virgin Islands	VI					
56. Northern Mariana Islands	MP					
57. Canada	CAN					
58. Aggregate Other Alien	OT					
59. Total						

NONE

ANNUAL STATEMENT FOR THE YEAR 2016 OF THE UnitedHealthcare of New England, Inc.

SCHEDULE Y
PART 1A - DETAIL OF INSURANCE HOLDING COMPANY SYSTEM

1	2	3	4	5	6	7	8	9	10	11	12	13	14	15	16
Group Code	Group Name	NAIC Company Code	ID Number	Federal RSSD	CIK	Name of Securities Exchange if Publicly Traded (U.S. or International)	Names of Parent, Subsidiaries Or Affiliates	Domiciliary Location	Relationship to Reporting Entity	Directly Controlled by (Name of Entity/Person)	Type of Control (Ownership, Board, Management, Attorney-in-Fact, Influence, Other)	If Control is Ownership Provide Percentage	Ultimate Controlling Entity(ies)/Person(s)	Is an SCA Filing Required? (Y/N)	*
		.0000	98-1308130		0001363851		1070715 B.C. Unlimited Liability Company	..CAN	..NIA	OptumRx Group Holdings, Inc.	Ownership	100.000	UnitedHealth Group Incorporated		
		.00000	27-2624551				310 Canyon Medical, LLC	..CA	..NIA	Monarch Management Services, Inc.	Ownership	100.000	UnitedHealth Group Incorporated		
		.00000	02-0653265				Access I.V., LLC	..CA	..NIA	SCP Specialty Infusion, LLC	Ownership	100.000	UnitedHealth Group Incorporated		
		.00000	41-1913523				ACN Group IPA of New York, Inc.	..NY	..NIA	OptumHealth Care Solutions, Inc.	Ownership	100.000	UnitedHealth Group Incorporated		
		.00000	27-0015861				ACN Group of California, Inc.	..CA	..IA	OptumHealth Care Solutions, Inc.	Ownership	100.000	UnitedHealth Group Incorporated		
		.00000	11-3485985				Advanced Care Pharmacy, Inc.	..NY	..NIA	Advanced Care, Inc.	Ownership	100.000	UnitedHealth Group Incorporated		
		.00000	11-2997132				Advanced Care, Inc.	..NY	..NIA	BriovaRx Infusion Services, Inc.	Ownership	100.000	UnitedHealth Group Incorporated		
		.00000	38-3849068				AHJV MSO, Inc.	..DE	..NIA	AHJV, Inc.	Ownership	100.000	UnitedHealth Group Incorporated		
		.00000	38-3849066				AHJV, Inc.	..DE	..NIA	NAMM Holdings, Inc.	Ownership	100.000	UnitedHealth Group Incorporated		
		.00000	22-3493126		0001461390		Alere Health Improvement Company	..DE	..NIA	Alere Health, LLC	Ownership	100.000	UnitedHealth Group Incorporated		
		.00000	26-2564744		0001460933		Alere Health, LLC	..DE	..NIA	OptumHealth Care Solutions, Inc.	Ownership	100.000	UnitedHealth Group Incorporated		
		.00000	58-1873062		0001156286		Alere of New York, Inc.	..NY	..NIA	Optum Women's and Children's Health, LLC	Ownership	100.000	UnitedHealth Group Incorporated		
		.00000	20-0231080		0001355945		Alere Wellbeing, Inc.	..DE	..NIA	Alere Health, LLC	Ownership	100.000	UnitedHealth Group Incorporated		
		.00000	54-1776557		0001460931		Alere Wellbeing, Inc.	..DE	..NIA	Alere Health, LLC	Ownership	100.000	UnitedHealth Group Incorporated		
.0707	UnitedHealth Group Incorporated	82406	35-1665915				All Savers Insurance Company	..IN	..IA	Golden Rule Financial Corporation	Ownership	100.000	UnitedHealth Group Incorporated		
							All Savers Life Insurance Company of California	..CA	..IA	Golden Rule Financial Corporation	Ownership	100.000	UnitedHealth Group Incorporated		
.0707	UnitedHealth Group Incorporated	73130	35-1744596				Ambient Healthcare of Central Florida, Inc.	..FL	..NIA	Ambient Healthcare, Inc.	Ownership	100.000	UnitedHealth Group Incorporated		
		.00000	55-0802777				Ambient Healthcare of Georgia, Inc.	..GA	..NIA	Ambient Healthcare, Inc.	Ownership	100.000	UnitedHealth Group Incorporated		
		.00000	55-0802779				Ambient Healthcare of Northeast Florida, Inc.	..FL	..NIA	Ambient Healthcare, Inc.	Ownership	100.000	UnitedHealth Group Incorporated		
		.00000	20-4881413				Ambient Healthcare of S. Florida, Inc.	..FL	..NIA	Ambient Healthcare, Inc.	Ownership	100.000	UnitedHealth Group Incorporated		
		.00000	33-1012700				Ambient Healthcare of West Florida, Inc.	..FL	..NIA	Ambient Healthcare, Inc.	Ownership	100.000	UnitedHealth Group Incorporated		
		.00000	55-0802774				Ambient Healthcare, Inc.	..FL	..NIA	Ambient Holdings, Inc.	Ownership	100.000	UnitedHealth Group Incorporated		
		.00000	65-1095227				Ambient Holdings, Inc.	..DE	..NIA	BriovaRx Infusion Services, Inc.	Ownership	100.000	UnitedHealth Group Incorporated		
		.00000	45-2161438				Ambient Nursing Services, Inc.	..FL	..NIA	Ambient Healthcare, Inc.	Ownership	100.000	UnitedHealth Group Incorporated		
		.00000	26-3738273				AmeriChoice Corporation	..DE	..NIA	UnitedHealth Group Incorporated	Ownership	100.000	UnitedHealth Group Incorporated		
		.00000	54-1743136		0001122263		AmeriChoice Health Services, Inc.	..DE	..NIA	AmeriChoice Corporation	Ownership	100.000	UnitedHealth Group Incorporated		
.0707	UnitedHealth Group Incorporated	95497	54-1743141				AmeriChoice of New Jersey, Inc.	..NJ	..IA	AmeriChoice Corporation	Ownership	100.000	UnitedHealth Group Incorporated		
		.00000	98-1108620				Amil Assistência Médica Internacional S.A.	..BRA	..NIA	Amil Assistência Médica Internacional S.A.	Ownership	98.879	UnitedHealth Group Incorporated		
		.00000	98-1108620				Amico Saúde Ltda.	..BRA	..NIA	Cemed Care - Empresa de Atendimento Clínico Geral Ltda.	Ownership	1.121	UnitedHealth Group Incorporated		
		.00000			0001447698		Amil Assistência Médica Internacional S.A.	..BRA	..NIA	Polar II Fundo de Investimento em Participações	Ownership	90.230	UnitedHealth Group Incorporated		1
		.00000	98-1109085				Amil Clinical Research Participações Ltda.	..BRA	..NIA	Esho - Empresa de Serviços Hospitalares S.A.	Ownership	99.950	UnitedHealth Group Incorporated		
		.00000	98-1109085				Amil Clinical Research Participações Ltda.	..BRA	..NIA	Cemed Care - Empresa de Atendimento Clínico Geral Ltda.	Ownership	0.050	UnitedHealth Group Incorporated		
		.00000	98-1138212				AMIL International	..LUX	..NIA	Amil Assistência Médica Internacional S.A.	Ownership	100.000	UnitedHealth Group Incorporated		
		.00000	98-1110579				Amil Lifesciences Participações Ltda.	..BRA	..NIA	Amil Assistência Médica Internacional S.A.	Ownership	100.000	UnitedHealth Group Incorporated		
		.00000	98-1110579				Amil Lifesciences Participações Ltda.	..BRA	..NIA	Cemed Care - Empresa de Atendimento Clínico Geral Ltda.	Ownership	0.000	UnitedHealth Group Incorporated		
		.00000	98-1210271				Angiografia e Hemodinâmica Madre Theodora Ltda.	..BRA	..NIA	Esho - Empresa de Serviços Hospitalares S.A.	Ownership	0.000	UnitedHealth Group Incorporated		
		.00000	27-2068687				AppleCare Medical Management, LLC	..DE	..NIA	Collaborative Care Holdings, LLC	Ownership	100.000	UnitedHealth Group Incorporated		
		.00000	26-4312858				ARC Infusion, LLC	..CA	..NIA	SCP Specialty Infusion, LLC	Ownership	100.000	UnitedHealth Group Incorporated		
		.00000	86-0813232				Arizona Physicians IPA, Inc.	..AZ	..IA	UnitedHealthcare, Inc.	Ownership	100.000	UnitedHealth Group Incorporated		
		.00000	90-0369702				ASI Global, LLC	..TX	..NIA	FrontierMEDEX, Inc.	Ownership	100.000	UnitedHealth Group Incorporated		
		.00000	26-3878957				AssuranceRx, LLC	..AL	..NIA	BriovaRx, LLC	Ownership	100.000	UnitedHealth Group Incorporated		
		.00000	47-0990056		0001529111		Audax Health Solutions, LLC	..DE	..NIA	Rally Health, Inc.	Ownership	100.000	UnitedHealth Group Incorporated		
		.00000	80-0368187				Aveta Arizona, Inc.	..AZ	..NIA	NAMM Holdings, Inc.	Ownership	100.000	UnitedHealth Group Incorporated		

ANNUAL STATEMENT FOR THE YEAR 2016 OF THE UnitedHealthcare of New England, Inc.

SCHEDULE Y
PART 1A - DETAIL OF INSURANCE HOLDING COMPANY SYSTEM

1	2	3	4	5	6	7	8	9	10	11	12	13	14	15	16
Group Code	Group Name	NAIC Company Code	ID Number	Federal RSSD	CIK	Name of Securities Exchange if Publicly Traded (U.S. or International)	Names of Parent, Subsidiaries Or Affiliates	Domiciliary Location	Relationship to Reporting Entity	Directly Controlled by (Name of Entity/Person)	Type of Control (Ownership, Board, Management, Attorney-in-Fact, Influence, Other)	If Control is Ownership Provide Percentage	Ultimate Controlling Entity(ies)/Person(s)	Is an SCA Filing Required? (Y/N)	*
		.0000	90-0632302				Aveta Health Solutions Inc.	DE	NIA	NAIM Holdings, Inc.	Ownership	100.000	UnitedHealth Group Incorporated		
		.0000	20-4057813		0001355487		Aveta Inc.	DE	NIA	Collaborative Care Holdings, LLC	Ownership	100.000	UnitedHealth Group Incorporated		
		.0000	27-2823524				Aveta Kansas City, Inc.	KS	NIA	NAIM Holdings, Inc.	Ownership	100.000	UnitedHealth Group Incorporated		
		.0000	36-4704309				Aveta Tennessee, Inc.	DE	NIA	NAIM Holdings, Inc.	Ownership	100.000	UnitedHealth Group Incorporated		
		.0000	26-2565032				AxelaCare Health Solutions, LLC	DE	NIA	BriovaRx Infusion Services, Inc.	Ownership	100.000	UnitedHealth Group Incorporated		
		.0000	30-0842394				AxelaCare Intermediate Holdings, LLC	DE	NIA	OptumRx, Inc.	Ownership	100.000	UnitedHealth Group Incorporated		
		.0000	61-1708598				AxelaCare, LLC	DE	NIA	AxelaCare Intermediate Holdings, LLC	Ownership	100.000	UnitedHealth Group Incorporated		
		.0000	88-0267857				Behavioral Healthcare Options, Inc.	NV	NIA	Sierra Health Services, Inc.	Ownership	100.000	UnitedHealth Group Incorporated		
		.0000	98-1112673				Bosque Medical Center Ltda.	BRA	NIA	Amil Assistência Médica Internacional S.A.	Ownership	81.653	UnitedHealth Group Incorporated		
		.0000	98-1112673				Bosque Medical Center Ltda.	BRA	NIA	Esho – Empresa de Serviços Hospitalares S.A.	Ownership	18.347	UnitedHealth Group Incorporated		
		.0000	27-3918706		0001507772		BriovaRx Infusion Services, Inc.	DE	NIA	AxelaCare, LLC	Ownership	100.000	UnitedHealth Group Incorporated		
		.0000	20-4515146				BriovaRx of California, Inc.	CA	NIA	Salveo Specialty Pharmacy, Inc.	Ownership	100.000	UnitedHealth Group Incorporated		
		.0000	11-3647935				BriovaRx of Florida, Inc.	DE	NIA	OptumRx PBM of Illinois, Inc.	Ownership	100.000	UnitedHealth Group Incorporated		
		.0000	27-1930321				BriovaRx of Georgia, LLC	GA	NIA	BriovaRx, LLC	Ownership	100.000	UnitedHealth Group Incorporated		
		.0000	27-2348504				BriovaRx of Hawaii, LLC	HI	NIA	OptumRx PBM of Illinois, Inc.	Ownership	100.000	UnitedHealth Group Incorporated		
		.0000	46-2731176				BriovaRx of Indiana, LLC	IN	NIA	OptumRx PBM of Illinois, Inc.	Ownership	100.000	UnitedHealth Group Incorporated		
		.0000	46-2790537				BriovaRx of Louisiana, LLC	LA	NIA	BriovaRx, LLC	Ownership	100.000	UnitedHealth Group Incorporated		
		.0000	01-0516051		0001601630		BriovaRx of Maine, Inc.	ME	NIA	OptumRx PBM of Illinois, Inc.	Ownership	100.000	UnitedHealth Group Incorporated		
		.0000	27-3331130				BriovaRx of Massachusetts, LLC	MA	NIA	OptumRx PBM of Illinois, Inc.	Ownership	100.000	UnitedHealth Group Incorporated		
		.0000	45-2532834				BriovaRx of Nevada, LLC	NV	NIA	OptumRx PBM of Illinois, Inc.	Ownership	100.000	UnitedHealth Group Incorporated		
		.0000	74-3103518				BriovaRx of New York, Inc.	NY	NIA	Salveo Specialty Pharmacy, Inc.	Ownership	100.000	UnitedHealth Group Incorporated		
		.0000	20-2719823				BriovaRx of Texas, Inc.	TX	NIA	BriovaRx of Florida, Inc.	Ownership	100.000	UnitedHealth Group Incorporated		
		.0000	55-0824381		0001601629		BriovaRx, LLC	AL	NIA	BriovaRx of Maine, Inc.	Ownership	100.000	UnitedHealth Group Incorporated		
		.0000	46-1981651				Cardio Management, Inc.	DE	NIA	OrthoNet Holdings, Inc.	Ownership	100.000	UnitedHealth Group Incorporated		
		.0000	20-8375685				Care Improvement Plus Group Management, LLC	MD	NIA	XLHealth Corporation	Ownership	100.000	UnitedHealth Group Incorporated		
.0707	UnitedHealth Group Incorporated	.12558	45-4976934				Care Improvement Plus of Texas Insurance Company	TX	IA	XLHealth Corporation	Ownership	100.000	UnitedHealth Group Incorporated		
.0707	UnitedHealth Group Incorporated	.12567	20-3888112				Care Improvement Plus South Central Insurance Company	AR	IA	XLHealth Corporation	Ownership	100.000	UnitedHealth Group Incorporated		
.0707	UnitedHealth Group Incorporated	.14041	27-5038136				Care Improvement Plus Wisconsin Insurance Company	WI	IA	XLHealth Corporation	Ownership	100.000	UnitedHealth Group Incorporated		
		.0000	98-1328471				Casa de Saúde Santa Teresinha S.A.	BRA	NIA	Hospital Alvorada de Taguatinga Ltda.	Ownership	100.000	UnitedHealth Group Incorporated		
		.0000	20-5807941				Catalyst360, LLC	DE	NIA	Optum Services, Inc.	Ownership	100.000	UnitedHealth Group Incorporated		
		.0000	46-0666840		0001600768		Catamaran Health Solutions, LLC	DE	NIA	OptumRx Administrative Services, LLC	Ownership	100.000	UnitedHealth Group Incorporated		
		.0000	80-0870454		0001600637		Catamaran Holdings I, LLC	DE	NIA	OptumRx Group Holdings, Inc.	Ownership	100.000	UnitedHealth Group Incorporated		
		.0000	20-0218027				Catamaran IPA III, Inc.	NY	NIA	Catamaran PBM of Illinois II, Inc.	Ownership	100.000	UnitedHealth Group Incorporated		
		.0000	27-4241298				Catamaran Mail, LLC	DE	NIA	Catamaran Health Solutions, LLC	Ownership	100.000	UnitedHealth Group Incorporated		
		.0000	27-3419292				Catamaran of Pennsylvania, LLC	DE	NIA	Catamaran Health Solutions, LLC	Ownership	100.000	UnitedHealth Group Incorporated		
		.0000	36-4049815		0001600742		Catamaran PBM of Illinois II, Inc.	IL	NIA	OptumRx PBM of Maryland, Inc.	Ownership	100.000	UnitedHealth Group Incorporated		
		.0000	26-1424534				Catamaran PBM of Puerto Rico, LLC	NV	NIA	OptumRx PBM of Maryland, Inc.	Ownership	100.000	UnitedHealth Group Incorporated		
		.0000	16-1767416				Catamaran PD of Pennsylvania, LLC	PA	NIA	Catamaran of Pennsylvania, LLC	Ownership	100.000	UnitedHealth Group Incorporated		
		.0000	26-1438879				Catamaran PD of Puerto Rico, LLC	NV	NIA	OptumRx PBM of Maryland, Inc.	Ownership	100.000	UnitedHealth Group Incorporated		
		.0000	26-3633484		0001601643		Catamaran Rebate Management, Inc.	NV	NIA	OptumRx PBM of Maryland, Inc.	Ownership	100.000	UnitedHealth Group Incorporated		
		.0000	98-1069737				Catamaran S.á r.l.	LUX	NIA	OptumRx Group Holdings, Inc.	Ownership	100.000	UnitedHealth Group Incorporated		
		.0000	26-0543382				Catamaran Senior Services, LLC	AL	NIA	Optum Hospice Pharmacy Services, LLC	Ownership	100.000	UnitedHealth Group Incorporated		
		.0000	98-1111491				Cemed Care – Empresa de Atendimento Clínico Geral Ltda.	BRA	NIA	Amil Assistência Médica Internacional S.A.	Ownership	100.000	UnitedHealth Group Incorporated		
		.0000	98-1111491				Cemed Care – Empresa de Atendimento Clínico Geral Ltda.	BRA	NIA	Amico Saúde Ltda.	Ownership	0.000	UnitedHealth Group Incorporated		
		.0000	98-1310461				Centro Médico PJ Ltda.	BRA	NIA	Esho – Empresa de Serviços Hospitalares S.A.	Ownership	99.990	UnitedHealth Group Incorporated		

41.1

ANNUAL STATEMENT FOR THE YEAR 2016 OF THE UnitedHealthcare of New England, Inc.

SCHEDULE Y
PART 1A - DETAIL OF INSURANCE HOLDING COMPANY SYSTEM

1	2	3	4	5	6	7	8	9	10	11	12	13	14	15	16
Group Code	Group Name	NAIC Company Code	ID Number	Federal RSSD	CIK	Name of Securities Exchange if Publicly Traded (U.S. or International)	Names of Parent, Subsidiaries Or Affiliates	Domi-ciliary Location	Relation-ship to Reporting Entity	Directly Controlled by (Name of Entity/Person)	Type of Control (Ownership, Board, Management, Attorney-in-Fact, Influence, Other)	If Control is Ownership Provide Percentage	Ultimate Controlling Entity(ies)/Person(s)	Is an SCA Filing Re-quired? (Y/N)	*
		.0000	98-1310461				Centro Médico PJ Ltda.	.BRA	NIA	Cemed Care - Empresa de Atendimento Clínico Geral Ltda.	Ownership	0.010	UnitedHealth Group Incorporated		
		.0000	98-1093539				ChinaGate (Hong Kong) Limited	.HKG	NIA	Optum, Inc.	Ownership	100.000	UnitedHealth Group Incorporated		
		.0000	98-1094627				ChinaGate Company Limited	.CHN	NIA	ChinaGate (Hong Kong) Limited	Ownership	100.000	UnitedHealth Group Incorporated		
		.0000	98-1337965				Clinica Oftalmologica Danilo de Castro Sociedade Simples	.BRA	NIA	Hospital Alvorada de Taguatinga Ltda.	Ownership	99.667	UnitedHealth Group Incorporated		
		.0000	98-1337965				Clinica Oftalmologica Danilo de Castro Sociedade Simples	.BRA	NIA	Lotten-Eyes Oftalmologia Clinica e Cirurgica Ltda.	Ownership	0.333	UnitedHealth Group Incorporated		
		.0000	98-1337968				CMO - Centro Médico de Oftalmologia S/S Ltda.	.BRA	NIA	Hospital Alvorada de Taguatinga Ltda.	Ownership	99.000	UnitedHealth Group Incorporated		
		.0000	98-1337968				CMO - Centro Médico de Oftalmologia S/S Ltda.	.BRA	NIA	Lotten-Eyes Oftalmologia Clinica e Cirurgica Ltda.	Ownership	1.000	UnitedHealth Group Incorporated		
		.0000	98-1277015				CMS - Central de Manipulação e Serviços Farmacêuticos S.A.	.BRA	NIA	COI - Clínicas Oncológicas Integradas S.A.	Ownership	100.000	UnitedHealth Group Incorporated		
		.0000	56-2674371				Coachella Valley Physicians of PrimeCare, Inc.	.CA	NIA	PrimeCare Medical Network, Inc.	Ownership	100.000	UnitedHealth Group Incorporated		
		.0000	27-1193028				Coalition for Advanced Pharmacy Services, Inc.	.DE	NIA	Catamaran Health Solutions, LLC	Ownership	100.000	UnitedHealth Group Incorporated		
		.0000	98-1276040				COI - Clínicas Oncológicas Integradas S.A.	.BRA	NIA	COI Participações S.A.	Ownership	100.000	UnitedHealth Group Incorporated		
		.0000	98-1275801				COI Participações S.A.	.BRA	NIA	Esho - Empresa de Serviços Hospitalares S.A.	Ownership	87.270	UnitedHealth Group Incorporated		2
		.0000	27-2337616				Collaborative Care Holdings, LLC	.DE	NIA	OptumHealth Holdings, LLC	Ownership	100.000	UnitedHealth Group Incorporated		
		.0000	27-2337487				Collaborative Care Services, Inc.	.DE	NIA	Collaborative Care Holdings, LLC	Ownership	100.000	UnitedHealth Group Incorporated		
		.0000	27-3470466				Collaborative Care Solutions, LLC	.DE	NIA	Collaborative Care Services, Inc.	Ownership	100.000	UnitedHealth Group Incorporated		
		.0000	45-2614005				Collaborative Realty, LLC	.NY	NIA	Collaborative Care Holdings, LLC	Ownership	100.000	UnitedHealth Group Incorporated		
		.0000	11-3647007				Comfort Care Transportation, LLC	.TX	NIA	WellMed Medical Management, Inc.	Ownership	100.000	UnitedHealth Group Incorporated		
		.0000	61-1351358				Commonwealth Administrators, LLC	.KY	NIA	UMR, Inc.	Ownership	100.000	UnitedHealth Group Incorporated		
		.0000	20-1825933				Connexions HCl, LLC	.FL	NIA	Connexions, Inc.	Ownership	100.000	UnitedHealth Group Incorporated		
		.0000	59-3684411				Connexions, Inc.	.FL	NIA	OptumHealth Holdings, LLC	Ownership	100.000	UnitedHealth Group Incorporated		
		.0000	20-5654789				Crescent Drug Corp.	.NY	NIA	Salveo Specialty Pharmacy, Inc.	Ownership	100.000	UnitedHealth Group Incorporated		
		.0000	26-0080565				Cypress Care, Inc.	.DE	NIA	Healthcare Solutions, Inc.	Ownership	100.000	UnitedHealth Group Incorporated		
		.0000	52-1811176				Day-Op Surgery Consulting Company, LLC	.DE	NIA	ProHEALTH Medical Management, LLC	Ownership	100.000	UnitedHealth Group Incorporated		
		.0000	52-1811176				DBP Services of New York IPA, Inc.	.NY	NIA	Dental Benefit Providers, Inc.	Ownership	100.000	UnitedHealth Group Incorporated		
		.0000	52-1452809				Dental Benefit Providers of California, Inc.	.CA	IA	Dental Benefit Providers, Inc.	Ownership	100.000	UnitedHealth Group Incorporated		
.0707	UnitedHealth Group Incorporated	.52053	36-4008355				Dental Benefit Providers of Illinois, Inc.	.IL	IA	Dental Benefit Providers, Inc.	Ownership	100.000	UnitedHealth Group Incorporated		
		.0000	41-2014834				Dental Benefit Providers, Inc.	.DE	NIA	United HealthCare Services, Inc.	Ownership	100.000	UnitedHealth Group Incorporated		
		.0000	98-1285762				Dilab Medicina Nuclear Ltda.	.BRA	NIA	Esho - Empresa de Serviços Hospitalares S.A.	Ownership	85.000	UnitedHealth Group Incorporated		1
		.0000	30-0238641				Distance Learning Network, Inc.	.DE	NIA	OptumHealth Holdings, LLC	Ownership	100.000	UnitedHealth Group Incorporated		
		.0000	59-3625966				Duncan Printing Services, LLC	.SC	NIA	UnitedHealthcare Insurance Company	Ownership	100.000	UnitedHealth Group Incorporated		
		.0000	84-1162764				DWIC of Tampa Bay, Inc.	.FL	NIA	MedExpress Development, LLC	Ownership	100.000	UnitedHealth Group Incorporated		
		.0000	98-1103713				Electronic Network Systems, Inc.	.DE	NIA	OptumInsight, Inc.	Ownership	100.000	UnitedHealth Group Incorporated		
		.0000	98-1339173				ELG FZE	.ARE	NIA	Frontier MEDEX Limited	Ownership	100.000	UnitedHealth Group Incorporated		
		.0000	98-1339173				Elual Participações S.A.	.BRA	NIA	Amil Assistência Médica Internacional S.A.	Ownership	60.000	UnitedHealth Group Incorporated		
		.0000	98-1339173				Elual Participações S.A.	.BRA	NIA	Esho - Empresa de Serviços Hospitalares S.A.	Ownership	40.000	UnitedHealth Group Incorporated		
		.0000	98-1339173				Empire Physician Management Company, LLC	.CA	NIA	North American Medical Management California, Inc.	Ownership	100.000	UnitedHealth Group Incorporated		
		.0000	98-1339173				EP Campus I, LLC	.DE	NIA	UnitedHealthcare Insurance Company	Ownership	100.000	UnitedHealth Group Incorporated		
		.0000	98-1111172				Esho - Empresa de Serviços Hospitalares S.A.	.BRA	NIA	Amil Assistência Médica Internacional S.A.	Ownership	99.225	UnitedHealth Group Incorporated		3

41.2

ANNUAL STATEMENT FOR THE YEAR 2016 OF THE UnitedHealthcare of New England, Inc.

SCHEDULE Y
PART 1A - DETAIL OF INSURANCE HOLDING COMPANY SYSTEM

1	2	3	4	5	6	7	8	9	10	11	12	13	14	15	16
Group Code	Group Name	NAIC Company Code	ID Number	Federal RSSD	CIK	Name of Securities Exchange if Publicly Traded (U.S. or International)	Names of Parent, Subsidiaries Or Affiliates	Domi-ciliary Location	Relation-ship to Reporting Entity	Directly Controlled by (Name of Entity/Person)	Type of Control (Ownership, Board, Management, Attorney-in-Fact, Influence, Other)	If Control is Ownership Provide Percentage	Ultimate Controlling Entity(ies)/Person(s)	Is an SCA Filing Re-quired? (Y/N)	*
		.0000	98-1122399				Etho - Empresa de Tecnologia Hospitalar Ltda.	.BRA	.NIA	Anil Assistência Médica Internacional S.A.	Ownership	71.920	UnitedHealth Group Incorporated		1
		.0000	86-0964571				Evercare Collaborative Solutions, Inc.	.DE	.NIA	Ovations, Inc.	Ownership	100.000	UnitedHealth Group Incorporated		
		.0000	98-1111239				Excellion Serviços Biomédicos Ltda.	.BRA	.NIA	Esho - Empresa de Serviços Hospitalares S.A.	Ownership	100.000	UnitedHealth Group Incorporated		
		.0000	98-1111239				Excellion Serviços Biomédicos Ltda.	.BRA	.NIA	Cemed Care - Empresa de Atendimento Clínico Geral Ltda.	Ownership	0.000	UnitedHealth Group Incorporated		
		.0000	11-3669765				Executive Health Resources, Inc.	.PA	.NIA	OptumInsight, Inc.	Ownership	100.000	UnitedHealth Group Incorporated		
		.0000	98-1259260				Exploration for Mine Clearance LLC	.IRQ	.NIA	Frontier MEDEX Limited	Ownership	100.000	UnitedHealth Group Incorporated		
		.0000	88-0223385				Family Health Care Services	.NV	.NIA	Sierra Health Services, Inc.	Ownership	100.000	UnitedHealth Group Incorporated		
		.0000	88-0257036				Family Home Hospice, Inc.	.NV	.NIA	Sierra Health Services, Inc.	Ownership	100.000	UnitedHealth Group Incorporated		
		.0000	26-4106571				First Rx Specialty and Mail Services, LLC	.DE	.NIA	Catamaran Health Solutions, LLC	Ownership	100.000	UnitedHealth Group Incorporated		
		.0000	35-2456267				FMG Holdings, LLC	.DE	.NIA	UnitedHealth Group Incorporated	Ownership	100.000	UnitedHealth Group Incorporated		
		.0000	86-0908902				For Health of Arizona, Inc.	.AZ	.NIA	For Health, Inc.	Ownership	100.000	UnitedHealth Group Incorporated		
		.0000	33-0766617				For Health, Inc.	.DE	.NIA	Inspiris, Inc.	Ownership	100.000	UnitedHealth Group Incorporated		
		.0000	98-1029201				Frontier MEDEX Limited	.GBR	.NIA	UnitedHealthcare International I B.V.	Ownership	100.000	UnitedHealth Group Incorporated		
		.0000	98-1172769				Frontier Medex Tanzania Limited	.TZA	.NIA	Frontier MEDEX Limited	Ownership	99.000	UnitedHealth Group Incorporated		
		.0000	98-1172769				Frontier Medex Tanzania Limited	.TZA	.NIA	FrontierMEDEX Limited	Ownership	1.000	UnitedHealth Group Incorporated		
		.0000	68-0679514				FrontierMEDEX (RMS), Inc.	.DE	.NIA	FMG Holdings, LLC	Ownership	100.000	UnitedHealth Group Incorporated		
		.0000	45-5339512				FrontierMEDEX Government Services, LLC	.DE	.NIA	FMG Holdings, LLC	Ownership	100.000	UnitedHealth Group Incorporated		
		.0000	98-1147103				FrontierMEDEX Kenya Limited	.KEN	.NIA	Frontier MEDEX Limited	Ownership	99.900	UnitedHealth Group Incorporated		
		.0000	98-1147103				FrontierMEDEX Kenya Limited	.KEN	.NIA	UnitedHealthcare International I B.V.	Ownership	0.100	UnitedHealth Group Incorporated		
		.0000	98-1101521				FrontierMEDEX Limited	.IRQ	.NIA	Frontier MEDEX Limited	Ownership	100.000	UnitedHealth Group Incorporated		
		.0000	33-1219808				FrontierMEDEX US, Inc.	.DE	.NIA	FMG Holdings, LLC	Ownership	100.000	UnitedHealth Group Incorporated		
		.0000	52-2230470				FrontierMEDEX, Inc.	.MN	.NIA	FrontierMEDEX US, Inc.	Ownership	100.000	UnitedHealth Group Incorporated		
		.0000	37-0920164				gethealthinsurance.com Agency Inc.	.IN	.NIA	Golden Rule Financial Corporation	Ownership	100.000	UnitedHealth Group Incorporated		
		.0000	20-3420886				Golden Outlook, Inc.	.CA	.NIA	Collaborative Care Holdings, LLC	Ownership	100.000	UnitedHealth Group Incorporated		
		.0000	37-0855360				Golden Rule Financial Corporation	.DE	.NIA	UnitedHealth Group Incorporated	Ownership	100.000	UnitedHealth Group Incorporated		
.0707	UnitedHealth Group Incorporated	.62286	37-6028756	3057283			Golden Rule Insurance Company	.IN	.IA	Golden Rule Financial Corporation	Ownership	100.000	UnitedHealth Group Incorporated		
		.0000	75-2196224				Guardian Health Systems Limited Partnership	.OK	.NIA	BriovaRx Infusion Services, Inc.	Ownership	99.950	UnitedHealth Group Incorporated		
		.0000	75-2196224				Guardian Health Systems Limited Partnership	.OK	.NIA	AxelaCare Health Solutions, LLC	Ownership	0.050	UnitedHealth Group Incorporated		
		.0000	98-0213198				H&W Indemnity (SPC), Ltd.	.CYM	.NIA	UnitedHealth Group Incorporated	Ownership	100.000	UnitedHealth Group Incorporated		
.0707	UnitedHealth Group Incorporated	.79480	35-1279304				Harken Health Insurance Company	.WI	.IA	UnitedHealthcare, Inc.	Ownership	100.000	UnitedHealth Group Incorporated		
		.0000	23-2171049				Health Business Systems, Inc.	.PA	.NIA	OptumRx Administrative Services, LLC	Ownership	100.000	UnitedHealth Group Incorporated		
.0707	UnitedHealth Group Incorporated	.43893	13-3584296				Health Net Insurance of New York, Inc.	.NY	.IA	Oxford Health Plans LLC	Ownership	100.000	UnitedHealth Group Incorporated		
		.0000	98-0153069				Health Net Services (Bermuda) Ltd.	.BMU	.NIA	Oxford Health Plans LLC	Ownership	100.000	UnitedHealth Group Incorporated		
.0707	UnitedHealth Group Incorporated	.96342	88-0201035				Health Plan of Nevada, Inc.	.NV	.IA	Sierra Health Services, Inc.	Ownership	100.000	UnitedHealth Group Incorporated		
		.0000	98-1098167				Health Technology Analysts Pty Limited	.AUS	.NIA	OptumInsight, Inc.	Ownership	100.000	UnitedHealth Group Incorporated		
		.0000	95-4763349				HealthAllies, Inc.	.DE	.NIA	OptumHealth Holdings, LLC	Ownership	100.000	UnitedHealth Group Incorporated		
		.0000	77-0693060				Healthcare Solutions, Inc.	.DE	.NIA	OptumRx Administrative Services, LLC	Ownership	100.000	UnitedHealth Group Incorporated		
		.0000	84-1472832				Highlands Ranch Healthcare, LLC	.CO	.NIA	Urgent Care MSO, LLC	Ownership	100.000	UnitedHealth Group Incorporated		
		.0000	93-1103256				Home Care I.V. of Bend, LLC	.OR	.NIA	SCP Specialty Infusion, LLC	Ownership	100.000	UnitedHealth Group Incorporated		
		.0000	27-0668812				Home Infusion With Heart, LLC	.NE	.NIA	BriovaRx Infusion Services, Inc.	Ownership	100.000	UnitedHealth Group Incorporated		
		.0000	20-8910978				Hospice Inspiris Holdings, Inc.	.TN	.NIA	Inspiris, Inc.	Ownership	100.000	UnitedHealth Group Incorporated		
		.0000	98-1286038				Hospitais Associados de Pernambuco Ltda.	.BRA	.NIA	Esho - Empresa de Serviços Hospitalares S.A.	Ownership	90.000	UnitedHealth Group Incorporated		1
		.0000	98-1111920				Hospital Alvorada de Taguatinga Ltda.	.BRA	.NIA	Anil Assistência Médica Internacional S.A.	Ownership	79.628	UnitedHealth Group Incorporated		
		.0000	98-1111920				Hospital Alvorada de Taguatinga Ltda.	.BRA	.NIA	Bosque Medical Center Ltda.	Ownership	20.372	UnitedHealth Group Incorporated		
		.0000	98-1310065				Hospital de Clínicas de Jacarepaguá Ltda.	.BRA	.NIA	Esho - Empresa de Serviços Hospitalares S.A.	Ownership	100.000	UnitedHealth Group Incorporated		
		.0000	98-1310065				Hospital de Clínicas de Jacarepaguá Ltda.	.BRA	.NIA	Cemed Care - Empresa de Atendimento Clínico Geral Ltda.	Ownership	0.000	UnitedHealth Group Incorporated		

ANNUAL STATEMENT FOR THE YEAR 2016 OF THE UnitedHealthcare of New England, Inc.

SCHEDULE Y
PART 1A - DETAIL OF INSURANCE HOLDING COMPANY SYSTEM

1	2	3	4	5	6	7	8	9	10	11	12	13	14	15	16
Group Code	Group Name	NAIC Company Code	ID Number	Federal RSSD	CIK	Name of Securities Exchange if Publicly Traded (U.S. or International)	Names of Parent, Subsidiaries Or Affiliates	Domiciliary Location	Relationship to Reporting Entity	Directly Controlled by (Name of Entity/Person)	Type of Control (Ownership, Board, Management, Attorney-in-Fact, Influence, Other)	If Control is Ownership Provide Percentage	Ultimate Controlling Entity(ies)/Person(s)	Is an SCA Filing Required? (Y/N)	*
		.0000	98-1284950				Hospital Maternidade Promater Ltda.	BRA	NIA	Esho - Empresa de Serviços Hospitalares S.A.	Ownership	100.000	UnitedHealth Group Incorporated		
		.0000	98-1284950				Hospital Maternidade Promater Ltda.	BRA	NIA	Seisa Serviços Integrados de Saúde Ltda.	Ownership	0.000	UnitedHealth Group Incorporated		
		.0000	98-1328324				Hospital Samaritano de São Paulo Ltda.	BRA	NIA	Esho - Empresa de Serviços Hospitalares S.A.	Ownership	100.000	UnitedHealth Group Incorporated		
		.0000	98-1328324				Hospital Samaritano de São Paulo Ltda.	BRA	NIA	Hospital Alvorada de Taguatinga Ltda.	Ownership	0.000	UnitedHealth Group Incorporated		
		.0000	98-1332673				Hospital Santa Helena S.A.	BRA	NIA	Elual Participações S.A.	Ownership	65.210	UnitedHealth Group Incorporated		
		.0000	98-1332673				Hospital Santa Helena S.A.	BRA	NIA	Esho - Empresa de Serviços Hospitalares S.A.	Ownership	34.790	UnitedHealth Group Incorporated		
		.0000	26-2912304		0001441730		Humedica, Inc.	DE	NIA	United HealthCare Services, Inc.	Ownership	100.000	UnitedHealth Group Incorporated		
		.0000	36-4331825				Hygeia Corporation	DE	NIA	UnitedHealth International, Inc.	Ownership	100.000	UnitedHealth Group Incorporated		
		.0000	98-1099668				Hygeia Corporation	CAN	NIA	UnitedHealth Group International L.P.	Ownership	100.000	UnitedHealth Group Incorporated		
		.0000					Imed Star - Serviços de Desempenho Organizacional Ltda.	BRA	NIA	Optum Health & Technology Serviços do Brasil Ltda.	Ownership	100.000	UnitedHealth Group Incorporated		
		.0000					Imed Star - Serviços de Desempenho Organizacional Ltda.	BRA	NIA	UHG Brasil Participações S.A.	Ownership	0.000	UnitedHealth Group Incorporated		
		.0000	75-2574317				Impel Consulting Experts, L.L.C.	TX	NIA	Impel Management Services, L.L.C.	Ownership	100.000	UnitedHealth Group Incorporated		
		.0000	75-2574317				Impel Management Services, L.L.C.	TX	NIA	USMD Holdings, Inc.	Ownership	100.000	UnitedHealth Group Incorporated		
		.0000	47-0941801				Infusource, LLC	CA	NIA	SCP Specialty Infusion, LLC	Ownership	100.000	UnitedHealth Group Incorporated		
		.0000	62-1641102				Ingram & Associates, LLC	TN	NIA	Optum360, LLC	Ownership	100.000	UnitedHealth Group Incorporated		
		.0000	98-0482274				inPharmative, Inc.	NV	NIA	Catamaran Health Solutions, LLC	Ownership	100.000	UnitedHealth Group Incorporated		
		.0000	13-4138668				INSPIRIS of New York IPA, Inc.	NY	NIA	Inspiris, Inc.	Ownership	100.000	UnitedHealth Group Incorporated		
		.0000	13-4138665				INSPIRIS of New York Management, Inc.	NY	NIA	Inspiris, Inc.	Ownership	100.000	UnitedHealth Group Incorporated		
		.0000	20-5355196				Inspiris of Tennessee, Inc.	TN	NIA	Inspiris, Inc.	Ownership	100.000	UnitedHealth Group Incorporated		
		.0000	26-2885572				INSPIRIS of Texas Physician Group	TX	NIA	Inspiris Services Company	Ownership	100.000	UnitedHealth Group Incorporated		
		.0000	26-0683057				Inspiris Services Company	TN	NIA	Inspiris, Inc.	Ownership	100.000	UnitedHealth Group Incorporated		
		.0000	33-0766366				Inspiris, Inc.	DE	NIA	Collaborative Care Holdings, LLC	Ownership	100.000	UnitedHealth Group Incorporated		
		.0000	98-1097022				International Psychological Services Pty Limited	AUS	NIA	Optum Health & Technology (Australia) Pty Ltd	Ownership	100.000	UnitedHealth Group Incorporated		
		.0000					IRX Financing I LLC	DE	NIA	OptumRx Administrative Services, LLC	Ownership	100.000	UnitedHealth Group Incorporated		
		.0000	32-0409538				Lifeprint Accountable Care Organization, LLC	DE	NIA	Collaborative Care Holdings, LLC	Ownership	100.000	UnitedHealth Group Incorporated		
		.0000	45-3143218				Lifeprint East, Inc.	DE	NIA	Collaborative Care Holdings, LLC	Ownership	100.000	UnitedHealth Group Incorporated		
		.0000	27-2309024				LifePrint Health, Inc.	DE	NIA	Collaborative Care Holdings, LLC	Ownership	100.000	UnitedHealth Group Incorporated		
		.0000	39-1974851				Logistics Health, Inc.	WI	NIA	OptumHealth Holdings, LLC	Ownership	100.000	UnitedHealth Group Incorporated		
		.0000	98-1337963				Lotten-Eyes Oftalmologia Clinica e Cirurgica Ltda.	BRA	NIA	Hospital Alvorada de Taguatinga Ltda.	Ownership	100.000	UnitedHealth Group Incorporated		
		.0000	98-1337963				Lotten-Eyes Oftalmologia Clinica e Cirurgica Ltda.	BRA	NIA	Esho - Empresa de Serviços Hospitalares S.A.	Ownership	0.000	UnitedHealth Group Incorporated		
		.0000	98-1137620				Lusiadas - Parcerias Cascais, S.A.	PRT	NIA	Lusiadas, SGPS, S.A.	Ownership	100.000	UnitedHealth Group Incorporated		
		.0000	98-1139095				Lusiadas A.C.E.	PRT	NIA	Lusiadas, SGPS, S.A.	Ownership	70.000	UnitedHealth Group Incorporated		
		.0000	98-1139095				Lusiadas A.C.E.	PRT	NIA	Lusiadas, S.A.	Ownership	20.000	UnitedHealth Group Incorporated		
		.0000	98-1139095				Lusiadas A.C.E.	PRT	NIA	Lusiadas - Parcerias Cascais, S.A.	Ownership	10.000	UnitedHealth Group Incorporated		
		.0000	98-1139089				Lusiadas, S.A.	PRT	NIA	Lusiadas, SGPS, S.A.	Ownership	100.000	UnitedHealth Group Incorporated		
		.0000	98-1138570				Lusiadas, SGPS, S.A.	PRT	NIA	Amil International	Ownership	100.000	UnitedHealth Group Incorporated		
		.0000	98-1315536				Mamoeco - Mamografia e Ecografia, Centro de Diagnóstico, Lda.	PRT	NIA	Lusiadas, S.A.	Ownership	100.000	UnitedHealth Group Incorporated		
		.0000	52-2129787				MANISI Insurance Resources, LLC	MD	NIA	OneNet PPO, LLC	Ownership	100.000	UnitedHealth Group Incorporated		
.0707	UnitedHealth Group Incorporated	.60321	52-1803283				MANISI Life and Health Insurance Company	MD	IA	United HealthCare Services, Inc.	Ownership	100.000	UnitedHealth Group Incorporated		
		.0000	14-1782475				Managed Physical Network, Inc.	NY	NIA	OptumHealth Care Solutions, Inc.	Ownership	100.000	UnitedHealth Group Incorporated		
		.0000	20-2880404				March Holdings, Inc.	CA	NIA	Specialty Benefits, LLC	Ownership	100.000	UnitedHealth Group Incorporated		
		.0000	20-3042852				March Vision Care, Inc.	CA	IA	March Holdings, Inc.	Ownership	100.000	UnitedHealth Group Incorporated		
		.0000	43-1967820				Mat-Rx Development, L.L.C.	TX	NIA	USMD Inc.	Ownership	100.000	UnitedHealth Group Incorporated		
		.0000					Mat-Rx Fort Worth GP, L.L.C.	TX	NIA	Mat-Rx Development, L.L.C.	Ownership	100.000	UnitedHealth Group Incorporated		

ANNUAL STATEMENT FOR THE YEAR 2016 OF THE UnitedHealthcare of New England, Inc.

SCHEDULE Y
PART 1A - DETAIL OF INSURANCE HOLDING COMPANY SYSTEM

1	2	3	4	5	6	7	8	9	10	11	12	13	14	15	16
Group Code	Group Name	NAIC Company Code	ID Number	Federal RSSD	CIK	Name of Securities Exchange if Publicly Traded (U.S. or International)	Names of Parent, Subsidiaries Or Affiliates	Domiciliary Location	Relationship to Reporting Entity	Directly Controlled by (Name of Entity/Person)	Type of Control (Ownership, Board, Management, Attorney-in-Fact, Influence, Other)	If Control is Ownership Provide Percentage	Ultimate Controlling Entity(ies)/Person(s)	Is an SCA Filing Required? (Y/N)	*
.0707	UnitedHealth Group Incorporated	.00000	42-1741594				MD Ops, Inc.	CA	NIA	North American Medical Management California, Inc.	Ownership	100.000	UnitedHealth Group Incorporated		
		.96310	52-1169135				MD-Individual Practice Association, Inc.	MD	IA	United HealthCare Services, Inc.	Ownership	100.000	UnitedHealth Group Incorporated		
		.00000					Medalliance Net Ltda.	BRA	NIA	Optum Health & Technology Serviços do Brasil Ltda.	Ownership	100.000	UnitedHealth Group Incorporated		
		.00000					Medalliance Net Ltda.	BRA	NIA	UHG Brasil Participações S.A.	Ownership	0.000	UnitedHealth Group Incorporated		
		.00000	52-2178531				MEDEX Insurance Services, Inc.	MD	NIA	FrontierMEDEX, Inc.	Ownership	100.000	UnitedHealth Group Incorporated		
		.00000	20-3824377				MedExpress Development, LLC	FL	NIA	Urgent Care MSO, LLC	Ownership	100.000	UnitedHealth Group Incorporated		
		.00000	20-2545363				MedExpress Urgent Care of Boynton Beach, LLC	FL	NIA	MedExpress Development, LLC	Ownership	100.000	UnitedHealth Group Incorporated		
		.00000					MedExpress Urgent Care, Inc. - Ohio	OH	NIA	Urgent Care Holdings, Inc.	Ownership	100.000	UnitedHealth Group Incorporated		
.0707	UnitedHealth Group Incorporated	.12756	20-3391186				Medica Health Plans of Florida, Inc.	FL	IA	United HealthCare Services, Inc.	Ownership	100.000	UnitedHealth Group Incorporated		
.0707	UnitedHealth Group Incorporated	.12155	01-0788576				Medica HealthCare Plans, Inc.	FL	IA	United HealthCare Services, Inc.	Ownership	100.000	UnitedHealth Group Incorporated		
		.00000	75-2566987				Medical Clinic of North Texas PLLC	TX	NIA	USMD Affiliated Services	Ownership	100.000	UnitedHealth Group Incorporated		
		.00000	26-4808018				Medical Preparatory School of Allied Health, LLC	TX	NIA	WellMed Medical Management, Inc.	Ownership	100.000	UnitedHealth Group Incorporated		
		.00000	32-0037402				Medical Transportation Services, LLC	FL	NIA	United HealthCare Services, Inc.	Ownership	100.000	UnitedHealth Group Incorporated		
		.00000	75-2682287				MedSynergies North Texas, LLC	TX	NIA	PHYS Holdings LLC	Ownership	70.000	UnitedHealth Group Incorporated		
		.00000	75-2682287				MedSynergies North Texas, LLC	TX	NIA	PhysServe Holdings LLC	Ownership	30.000	UnitedHealth Group Incorporated		
		.00000	75-2515691				MedSynergies, LLC	DE	NIA	Mustang Razorback Holdings, Inc.	Ownership	100.000	UnitedHealth Group Incorporated		
		.00000	59-3392313				Metro 1 Stone Management, Ltd.	TX	NIA	USMD Inc.	Ownership	60.000	UnitedHealth Group Incorporated		4
		.00000	27-2252446				MHC Real Estate Holdings, LLC	CA	NIA	Monarch Management Services, Inc.	Ownership	100.000	UnitedHealth Group Incorporated		
		.00000	46-3949765				MN Waypoint Sports Physical Therapy, Inc.	DE	NIA	Orthology, Inc.	Ownership	100.000	UnitedHealth Group Incorporated		
		.00000					Mobile Medical Professionals, Inc.	IA	NIA	TeamMD Iowa, Inc.	Ownership	100.000	UnitedHealth Group Incorporated		
		.00000	31-1191553				Modern Medical, Inc.	OH	NIA	Healthcare Solutions, Inc.	Ownership	100.000	UnitedHealth Group Incorporated		
		.00000	45-3142852				Monarch Management Services, Inc.	DE	NIA	Collaborative Care Holdings, LLC	Ownership	100.000	UnitedHealth Group Incorporated		
		.00000					MSLA Management LLC	DE	NIA	Logistics Health, Inc.	Ownership	100.000	UnitedHealth Group Incorporated		
		.00000	98-1285432				Mutianguio Ltda.	BRA	NIA	Esho - Empresa de Serviços Hospitalares S.A.	Ownership	68.000	UnitedHealth Group Incorporated		1
		.00000	47-1935798				Mustang Razorback Holdings, Inc.	DE	NIA	OptumInsight, Inc.	Ownership	100.000	UnitedHealth Group Incorporated		
		.00000					MXMD Centros De Cancer, S. De R.L. De C.V.		NIA	USMD Cancer Treatment Centers, L.L.C.	Ownership	50.000	UnitedHealth Group Incorporated		4
		.00000	20-3236839				NAIM Holdings, Inc.	DE	NIA	Aveta Inc.	Ownership	100.000	UnitedHealth Group Incorporated		
.0707	UnitedHealth Group Incorporated	.95251	76-0196559				National Pacific Dental, Inc.	TX	IA	Dental Benefit Providers, Inc.	Ownership	100.000	UnitedHealth Group Incorporated		
.0707	UnitedHealth Group Incorporated	.95123	65-0996107				Neighborhood Health Partnership, Inc.	FL	IA	UnitedHealthcare, Inc.	Ownership	100.000	UnitedHealth Group Incorporated		
		.00000	20-4755277				Netwerkes, LLC	TN	NIA	Payment Resolution Services, LLC	Ownership	100.000	UnitedHealth Group Incorporated		
		.00000	46-3584152				Nevada Medical Services LLC	NV	NIA	Collaborative Care Services, Inc.	Ownership	100.000	UnitedHealth Group Incorporated		
.0707	UnitedHealth Group Incorporated	.95758	88-0228572				Nevada Pacific Dental	NV	IA	Dental Benefit Providers, Inc.	Ownership	100.000	UnitedHealth Group Incorporated		
		.00000	36-3984647				North American Medical Management - Illinois, Inc.	IL	NIA	NAIM Holdings, Inc.	Ownership	100.000	UnitedHealth Group Incorporated		
		.00000	33-0673955				North American Medical Management California, Inc.	TN	NIA	NAIM Holdings, Inc.	Ownership	100.000	UnitedHealth Group Incorporated		
		.00000	88-0245121				Northern Nevada Health Network, Inc.	NV	NIA	Sierra Health Services, Inc.	Ownership	100.000	UnitedHealth Group Incorporated		
		.00000	63-0964525				Nutritional/Parenteral Home Care of Huntsville, Inc.	AL	NIA	Nutritional/Parenteral Home Care, Inc.	Ownership	100.000	UnitedHealth Group Incorporated		
		.00000	63-1284325				Nutritional/Parenteral Home Care, Inc.	AL	NIA	Ambient Healthcare, Inc.	Ownership	100.000	UnitedHealth Group Incorporated		
		.00000	52-2129786				OneNet PPO, LLC	MD	NIA	UnitedHealthcare Insurance Company	Ownership	100.000	UnitedHealth Group Incorporated		
.0707	UnitedHealth Group Incorporated	.96940	52-1518174				Optimum Choice, Inc.	MD	IA	United HealthCare Services, Inc.	Ownership	100.000	UnitedHealth Group Incorporated		
		.00000	47-0858534	3202702			Optum Bank, Inc.	UT	NIA	OptumHealth Financial Services, Inc.	Ownership	100.000	UnitedHealth Group Incorporated		
		.00000	36-3437660				Optum Biometrics, Inc.	IL	NIA	OptumHealth Care Solutions, Inc.	Ownership	100.000	UnitedHealth Group Incorporated		
		.00000	45-3142512				Optum Clinical Services, Inc.	IL	NIA	Collaborative Care Holdings, LLC	Ownership	100.000	UnitedHealth Group Incorporated		
		.00000	37-1782217		0001641013		Optum Clinics Holdings, Inc.	DE	NIA	Collaborative Care Holdings, LLC	Ownership	97.200	UnitedHealth Group Incorporated		1
		.00000	38-3969193				Optum Clinics Intermediate Holdings, Inc.	DE	NIA	Optum Clinics Holdings, Inc.	Ownership	100.000	UnitedHealth Group Incorporated		
		.00000	98-1325466				Optum Global Finance (Ireland) Unlimited Company	IRL	NIA	Optum Global Solutions (Ireland) Limited	Ownership	100.000	UnitedHealth Group Incorporated		

41.5

ANNUAL STATEMENT FOR THE YEAR 2016 OF THE UnitedHealthcare of New England, Inc.

SCHEDULE Y
PART 1A - DETAIL OF INSURANCE HOLDING COMPANY SYSTEM

1	2	3	4	5	6	7	8	9	10	11	12	13	14	15	16
Group Code	Group Name	NAIC Company Code	ID Number	Federal RSSD	CIK	Name of Securities Exchange if Publicly Traded (U.S. or International)	Names of Parent, Subsidiaries Or Affiliates	Domiciliary Location	Relationship to Reporting Entity	Directly Controlled by (Name of Entity/Person)	Type of Control (Ownership, Board, Management, Attorney-in-Fact, Influence, Other)	If Control is Ownership Provide Percentage	Ultimate Controlling Entity(ies)/Person(s)	Is an SCA Filing Required? (Y/N)	*
		.00000	98-1103015				Optum Global Solutions (India) Private Limited	.IND	NIA	Optum Global Solutions International B.V. / UnitedHealthcare International II S.á r.l.	Ownership	99.900	UnitedHealth Group Incorporated		5
		.00000	98-1307821				Optum Global Solutions (Ireland) Limited	.IRL	NIA		Ownership	100.000	UnitedHealth Group Incorporated		
		.00000	98-1097776				Optum Global Solutions (Philippines), Inc.	.PHL	NIA	Optum Global Solutions International B.V.	Ownership	99.992	UnitedHealth Group Incorporated		6
		.00000	98-1201187				Optum Global Solutions International B.V.	.NLD	NIA	Optum Technology, Inc.	Ownership	100.000	UnitedHealth Group Incorporated		
		.00000	04-3574101				Optum Government Solutions, Inc.	.DE	NIA	OptumInsight, Inc.	Ownership	100.000	UnitedHealth Group Incorporated		
		.00000	98-1185943				Optum Health & Technology (Australia) Pty Ltd	.AUS	NIA	Optum UK Solutions Group Limited	Ownership	100.000	UnitedHealth Group Incorporated		
		.00000	98-1095799				Optum Health & Technology (India) Private Limited	.IND	NIA	OptumHealth International B.V.	Ownership	99.996	UnitedHealth Group Incorporated		
		.00000	98-1095799				Optum Health & Technology (India) Private Limited	.IND	NIA	United Behavioral Health	Ownership	0.004	UnitedHealth Group Incorporated		
		.00000	98-1097886				Optum Health & Technology (Singapore) Pte. Ltd.	.SGP	NIA	OptumHealth International B.V.	Ownership	100.000	UnitedHealth Group Incorporated		
		.00000	98-1095879				Optum Health & Technology (UK) Limited	.GBR	NIA	Optum UK Solutions Group Limited	Ownership	100.000	UnitedHealth Group Incorporated		
		.00000	20-2149493				Optum Health & Technology (US), LLC	.MO	NIA	United Behavioral Health	Ownership	100.000	UnitedHealth Group Incorporated		
		.00000	43-1747235				Optum Health & Technology Holdings (US), LLC	.MO	NIA	Optum, Inc.	Ownership	100.000	UnitedHealth Group Incorporated		
		.00000	98-1184561				Optum Health & Technology Serviços do Brasil Ltda.	.BRA	NIA	Optum Global Solutions International B.V.	Ownership	99.996	UnitedHealth Group Incorporated		
		.00000	98-1184561				Optum Health & Technology Serviços do Brasil Ltda.	.BRA	NIA	OptumInsight, Inc.	Ownership	0.004	UnitedHealth Group Incorporated		
		.00000	98-1276517				Optum Health and Technology FZ-LLC	.ARE	NIA	Optum Global Solutions International B.V. / Optum Health & Technology Holdings (US), LLC	Ownership	100.000	UnitedHealth Group Incorporated		
		.00000	98-1097921				Optum Health Services (Canada) Ltd.	.CAN	NIA		Ownership	100.000	UnitedHealth Group Incorporated		
		.00000	98-1147355				Optum Health Solutions (UK) Limited	.GBR	NIA	Optum UK Solutions Group Limited	Ownership	100.000	UnitedHealth Group Incorporated		
		.00000	58-2068880		0001460656		Optum Healthcare of Illinois, Inc.	.GA	NIA	Optum Women's and Children's Health, LLC	Ownership	100.000	UnitedHealth Group Incorporated		
		.00000	20-0212381				Optum Hospice Pharmacy Services, LLC	.DE	NIA	Catamaran Health Solutions, LLC	Ownership	100.000	UnitedHealth Group Incorporated		
.0707	UnitedHealth Group Incorporated	.69647	31-0628424				Optum Insurance of Ohio, Inc.	.OH	IA	OptumRx PBM of Maryland, Inc.	Ownership	100.000	UnitedHealth Group Incorporated		
		.00000	46-4734521				Optum Labs Dimensions, Inc.	.DE	NIA	Optum Labs, Inc.	Ownership	100.000	UnitedHealth Group Incorporated		
		.00000	98-1249178				Optum Labs International (UK) Ltd.	.GBR	NIA	Optum, Inc.	Ownership	100.000	UnitedHealth Group Incorporated		
		.00000	46-1615964				Optum Labs, Inc.	.DE	NIA	Optum, Inc.	Ownership	100.000	UnitedHealth Group Incorporated		
		.00000	98-1209730				Optum Life Sciences (Canada) Inc.	.CAN	NIA	OptumInsight Life Sciences, Inc.	Ownership	100.000	UnitedHealth Group Incorporated		
		.00000	98-1098190				Optum Management Consulting (Shanghai) Co., Ltd.	.CHN	NIA	Optum Health & Technology Holdings (US), LLC	Ownership	100.000	UnitedHealth Group Incorporated		
		.00000	90-1001805				Optum Nevada Accountable Care Organization LLC	.DE	NIA	Collaborative Care Holdings, LLC	Ownership	100.000	UnitedHealth Group Incorporated		
		.00000	20-8911466				Optum Palliative and Hospice Care of Pennsylvania, Inc.	.TN	NIA	Hospice Inspiris Holdings, Inc.	Ownership	100.000	UnitedHealth Group Incorporated		
		.00000	20-8911303				Optum Palliative and Hospice Care of Texas, Inc.	.TN	NIA	Hospice Inspiris Holdings, Inc.	Ownership	100.000	UnitedHealth Group Incorporated		
		.00000	30-0226127				Optum Palliative and Hospice Care, Inc.	.DE	NIA	Collaborative Care Holdings, LLC	Ownership	100.000	UnitedHealth Group Incorporated		
		.00000	20-4581265				Optum Public Sector Solutions, Inc.	.DE	NIA	OptumInsight, Inc.	Ownership	100.000	UnitedHealth Group Incorporated		
		.00000	46-3328009				Optum Rocket, Inc.	.DE	NIA	OptumInsight, Inc.	Ownership	100.000	UnitedHealth Group Incorporated		
		.00000	66-0870003				Optum Services (Puerto Rico) LLC	.DE	NIA	UnitedHealthcare International III B.V.	Ownership	100.000	UnitedHealth Group Incorporated		
		.00000	45-4683454				Optum Services, Inc.	.DE	NIA	Optum, Inc.	Ownership	100.000	UnitedHealth Group Incorporated		
		.00000					Optum Solutions do Brasil – Tecnologia e Serviços de Suporte Ltda.	.BRA	NIA	Optum Global Solutions International B.V.	Ownership	100.000	UnitedHealth Group Incorporated		
		.00000					Optum Solutions do Brasil – Tecnologia e Serviços de Suporte Ltda.	.BRA	NIA	OptumHealth International B.V.	Ownership	0.000	UnitedHealth Group Incorporated		
		.00000	98-0644599				Optum Solutions UK Holdings Limited	.GBR	NIA	Optum Health & Technology Holdings (US), LLC	Ownership	100.000	UnitedHealth Group Incorporated		
		.00000	46-5713629				Optum Technology, Inc.	.DE	NIA	Optum, Inc.	Ownership	100.000	UnitedHealth Group Incorporated		

ANNUAL STATEMENT FOR THE YEAR 2016 OF THE UnitedHealthcare of New England, Inc.

SCHEDULE Y
PART 1A - DETAIL OF INSURANCE HOLDING COMPANY SYSTEM

1	2	3	4	5	6	7	8	9	10	11	12	13	14	15	16
Group Code	Group Name	NAIC Company Code	ID Number	Federal RSSD	CIK	Name of Securities Exchange if Publicly Traded (U.S. or International)	Names of Parent, Subsidiaries Or Affiliates	Domiciliary Location	Relationship to Reporting Entity	Directly Controlled by (Name of Entity/Person)	Type of Control (Ownership, Board, Management, Attorney-in-Fact, Influence, Other)	If Control is Ownership Provide Percentage	Ultimate Controlling Entity(ies)/Person(s)	Is an SCA Filing Required? (Y/N)	*
		.00000	98-1097769				Optum UK Solutions Group Limited	GBR	NIA	Optum Solutions UK Holdings Limited	Ownership	100.000	UnitedHealth Group Incorporated		
		.00000	58-2205984		0001460641		Optum Women's and Children's Health, LLC	DE	NIA	Alere Health, LLC	Ownership	100.000	UnitedHealth Group Incorporated		
		.00000	30-0580620	3119994			Optum, Inc.	DE	NIA	United HealthCare Services, Inc.	Ownership	100.000	UnitedHealth Group Incorporated		
		.00000	46-3983926				Optum360 Services, Inc.	DE	NIA	Optum Rocket, Inc.	Ownership	69.000	UnitedHealth Group Incorporated		4
		.00000	46-3328307				Optum360, LLC	DE	NIA	Optum Rocket, Inc.	Ownership	75.000	UnitedHealth Group Incorporated		4
		.00000	41-1591944				OptumHealth Care Solutions, Inc.	DE	NIA	OptumHealth Holdings, LLC	Ownership	100.000	UnitedHealth Group Incorporated		
		.00000	47-0858530				OptumHealth Financial Services, Inc.	DE	NIA	OptumHealth Holdings, LLC	Ownership	100.000	UnitedHealth Group Incorporated		
		.00000	47-1192395				OptumHealth Holdings, LLC	DE	NIA	Optum, Inc.	Ownership	100.000	UnitedHealth Group Incorporated		
		.00000	98-1106868				OptumHealth International B.V.	MLD	NIA	Optum, Inc.	Ownership	100.000	UnitedHealth Group Incorporated		
		.00000	04-3383745				OptumInsight Holdings, LLC	DE	NIA	Optum, Inc.	Ownership	100.000	UnitedHealth Group Incorporated		
		.00000	41-1858498				OptumInsight Life Sciences, Inc.	DE	NIA	OptumInsight, Inc.	Ownership	100.000	UnitedHealth Group Incorporated		
		.00000	75-2578509		0001600762		OptumInsight, Inc.	DE	NIA	OptumInsight Holdings, LLC	Ownership	100.000	UnitedHealth Group Incorporated		
		.00000	31-1728846				OptumRx Administrative Services, LLC	TX	NIA	Catamaran Holdings I, LLC	Ownership	100.000	UnitedHealth Group Incorporated		
		.00000	47-4734235				OptumRx Discount Card Services, LLC	DE	NIA	OptumRx PBM of Illinois, Inc.	Ownership	100.000	UnitedHealth Group Incorporated		
		.00000	47-1734077				OptumRx Group Holdings, Inc.	DE	NIA	Optum, Inc.	Ownership	100.000	UnitedHealth Group Incorporated		
		.00000	34-1472211				OptumRx Holdings, LLC	DE	NIA	Optum, Inc.	Ownership	100.000	UnitedHealth Group Incorporated		
		.00000	20-0151096				OptumRx Home Delivery of Illinois, LLC	IL	NIA	OptumRx PBM of Illinois, Inc.	Ownership	100.000	UnitedHealth Group Incorporated		
		.00000	11-2581812		0001600760		OptumRx Home Delivery of Ohio, Inc.	OH	NIA	First Rx Specialty and Mail Services, LLC	Ownership	100.000	UnitedHealth Group Incorporated		
		.00000	88-0361447		0001600759		OptumRx NY IPA, Inc.	NY	NIA	OptumRx, Inc.	Ownership	100.000	UnitedHealth Group Incorporated		
		.00000	03-0592263		0001601641		OptumRx PBM of Illinois, Inc.	DE	NIA	OptumRx Administrative Services, LLC	Ownership	100.000	UnitedHealth Group Incorporated		
		.00000	38-3693753				OptumRx PBM of Maryland, Inc.	NV	NIA	Catamaran Health Solutions, LLC	Ownership	100.000	UnitedHealth Group Incorporated		
		.00000	61-1485410				OptumRx PBM of Pennsylvania, LLC	PA	NIA	Catamaran of Pennsylvania, LLC	Ownership	100.000	UnitedHealth Group Incorporated		
		.00000	88-0373347				OptumRx PBM of Wisconsin, LLC	WI	NIA	OptumRx PBM of Illinois, Inc.	Ownership	100.000	UnitedHealth Group Incorporated		
		.00000	47-3146510				OptumRx PD of Maryland, Inc.	NV	NIA	OptumRx PBM of Maryland, Inc.	Ownership	100.000	UnitedHealth Group Incorporated		
		.00000	33-0441200				OptumRx Pharmacy of Nevada, Inc.	NV	NIA	Catamaran Health Solutions, LLC	Ownership	100.000	UnitedHealth Group Incorporated		
		.00000	46-281462				OptumRx Pharmacy, Inc.	DE	NIA	OptumRx, Inc.	Ownership	100.000	UnitedHealth Group Incorporated		
		.00000	46-2742615				Orthology, Inc.	CA	NIA	OptumRx Holdings, LLC	Ownership	100.000	UnitedHealth Group Incorporated		
		.00000	13-3960641		0001342696		Orthology Mid-Atlantic, Inc.	DE	NIA	Orthology, Inc.	Ownership	100.000	UnitedHealth Group Incorporated		
		.00000	13-3818652				Orthology, Inc.	DE	NIA	UnitedHealth Group Ventures, LLC	Ownership	80.000	UnitedHealth Group Incorporated		7
		.00000	13-4025898				OrthoNet Holdings, Inc.	DE	NIA	OptumHealth Care Solutions, Inc.	Ownership	100.000	UnitedHealth Group Incorporated		
		.00000	30-0029448				OrthoNet LLC	NY	NIA	OrthoNet Holdings, Inc.	Ownership	100.000	UnitedHealth Group Incorporated		
		.00000	26-2884306				OrthoNet New York IPA, Inc.	NY	NIA	OrthoNet Holdings, Inc.	Ownership	100.000	UnitedHealth Group Incorporated		
		.00000	46-1581769				OrthoNet of the Mid-Atlantic, Inc.	DE	IA	OrthoNet Holdings, Inc.	Ownership	100.000	UnitedHealth Group Incorporated		
		.00000	20-0221966				OrthoNet of the South, Inc.	DE	NIA	OrthoNet Holdings, Inc.	Ownership	100.000	UnitedHealth Group Incorporated		
		.00000	41-1921007				OrthoNet Services, Inc.	DE	NIA	OrthoNet Holdings, Inc.	Ownership	100.000	UnitedHealth Group Incorporated		
		.00000	06-1587795				OrthoNet West, Inc.	DE	NIA	OrthoNet Holdings, Inc.	Ownership	100.000	UnitedHealth Group Incorporated		
		.00000	78026				Ovations, Inc.	DE	NIA	United HealthCare Services, Inc.	Ownership	100.000	UnitedHealth Group Incorporated		
.0707	UnitedHealth Group Incorporated	.78026	06-1587795				Oxford Benefit Management, Inc.	CT	NIA	Oxford Health Plans LLC	Ownership	100.000	UnitedHealth Group Incorporated		
.0707	UnitedHealth Group Incorporated	.96798	22-2797560				Oxford Health Insurance, Inc.	NY	IA	UnitedHealthcare Insurance Company	Ownership	100.000	UnitedHealth Group Incorporated		
.0707	UnitedHealth Group Incorporated	.95506	06-1181201				Oxford Health Plans (CT), Inc.	CT	IA	Oxford Health Plans LLC	Ownership	100.000	UnitedHealth Group Incorporated		
.0707	UnitedHealth Group Incorporated	.95479	22-2745725				Oxford Health Plans (NJ), Inc.	NJ	IA	Oxford Health Plans LLC	Ownership	100.000	UnitedHealth Group Incorporated		
		.00000	06-1181200				Oxford Health Plans (NY), Inc.	NY	IA	Oxford Health Plans LLC	Ownership	100.000	UnitedHealth Group Incorporated		
		.00000	52-2443751				Oxford Health Plans LLC	DE	NIA	UnitedHealth Group Incorporated	Ownership	100.000	UnitedHealth Group Incorporated		
		.00000	46-3531389				P2 Lower Acquisition, LLC	DE	NIA	Progressive Enterprises Holdings, Inc.	Ownership	100.000	UnitedHealth Group Incorporated		
.0707	UnitedHealth Group Incorporated	.70785	35-1137395				PacifiCare Life and Health Insurance Company	IN	IA	United HealthCare Services, Inc.	Ownership	100.000	UnitedHealth Group Incorporated		
.0707	UnitedHealth Group Incorporated	.84506	95-2829463				PacifiCare Life Assurance Company	CO	IA	United HealthCare Services, Inc.	Ownership	100.000	UnitedHealth Group Incorporated		
.0707	UnitedHealth Group Incorporated	.95617	94-3267522		0001225819		PacifiCare of Arizona, Inc.	AZ	IA	United HealthCare Services, Inc.	Ownership	100.000	UnitedHealth Group Incorporated		
.0707	UnitedHealth Group Incorporated	.95434	84-1011378		0001225822		PacifiCare of Colorado, Inc.	CO	IA	United HealthCare Services, Inc.	Ownership	100.000	UnitedHealth Group Incorporated		
.0707	UnitedHealth Group Incorporated	.95685	86-0875231		0001225835		PacifiCare of Nevada, Inc.	NV	IA	United HealthCare Services, Inc.	Ownership	100.000	UnitedHealth Group Incorporated		
		.00000	62-1451147				Payment Resolution Services, LLC	TN	NIA	OptumInsight, Inc.	Ownership	100.000	UnitedHealth Group Incorporated		
		.00000	75-3265056				PCCCV, Inc.	CA	NIA	PrimeCare Medical Network, Inc.	Ownership	100.000	UnitedHealth Group Incorporated		
		.00000	20-2447772				PCN DE Corp.	DE	NIA	OptumRx PBM of Illinois, Inc.	Ownership	100.000	UnitedHealth Group Incorporated		
		.00000					Perham Physical Therapy, LTD.	MN	NIA	Orthology, Inc.	Ownership	100.000	UnitedHealth Group Incorporated		

41.7

ANNUAL STATEMENT FOR THE YEAR 2016 OF THE UnitedHealthcare of New England, Inc.

SCHEDULE Y
PART 1A - DETAIL OF INSURANCE HOLDING COMPANY SYSTEM

1	2	3	4	5	6	7	8	9	10	11	12	13	14	15	16
Group Code	Group Name	NAIC Company Code	ID Number	Federal RSSD	CIK	Name of Securities Exchange if Publicly Traded (U.S. or International)	Names of Parent, Subsidiaries Or Affiliates	Domiciliary Location	Relationship to Reporting Entity	Directly Controlled by (Name of Entity/Person)	Type of Control (Ownership, Board, Management, Attorney-in-Fact, Influence, Other)	If Control is Ownership Provide Percentage	Ultimate Controlling Entity(ies)/Person(s)	Is an SCA Filing Required? (Y/N)	*
		.0000	68-0044962				Pharmaceutical Care Network	CA	NIA	PCN DE Corp.	Ownership	100.000	UnitedHealth Group Incorporated		
		.0000	04-3722897				Pharmacy Review Services, LLC	FL	NIA	Tmesys, LLC	Ownership	100.000	UnitedHealth Group Incorporated		
		.0000	35-2288416				PHC Subsidiary Holdings, LLC	TX	NIA	United HealthCare Services, Inc.	Ownership	100.000	UnitedHealth Group Incorporated		
		.0000	20-8016933				PHYS Holdings LLC	DE	NIA	PhyServe Holdings LLC	Ownership	100.000	UnitedHealth Group Incorporated		
		.0000	20-8016984				PhyServe Holdings LLC	DE	NIA	MedSynergies, LLC	Ownership	100.000	UnitedHealth Group Incorporated		
		.0000	80-0654665				Physician Care Partners, Inc.	IL	NIA	North American Medical Management - Illinois, Inc.	Ownership	100.000	UnitedHealth Group Incorporated		
.0707	UnitedHealth Group Incorporated	.11494	04-3677255				Physicians Health Choice of Texas, LLC	TX	IA	PHC Subsidiary Holdings, LLC	Ownership	100.000	UnitedHealth Group Incorporated		
		.0000	52-1162824				Physicians Health Plan of Maryland, Inc.	MD	NIA	United HealthCare Services, Inc.	Ownership	100.000	UnitedHealth Group Incorporated		
		.0000	66-0742844				Plus One Health Management Puerto Rico, Inc.	PR	NIA	Plus One Holdings, Inc.	Ownership	100.000	UnitedHealth Group Incorporated		
		.0000	13-3613705				Plus One Holdings, Inc.	DE	NIA	OptumHealth Care Solutions, Inc.	Ownership	100.000	UnitedHealth Group Incorporated		
		.0000	80-0670247				PMI Acquisition, LLC	DE	NIA	Progressive Solutions, LLC	Ownership	100.000	UnitedHealth Group Incorporated		
		.0000	27-0920536				PMSI Holdco II, LLC	DE	NIA	P2 Lower Acquisition, LLC	Ownership	100.000	UnitedHealth Group Incorporated		
		.0000	26-3148744				PMSI Holdings, LLC	DE	NIA	PMSI Holdco II, LLC	Ownership	100.000	UnitedHealth Group Incorporated		
		.0000	59-3166848				PMSI Settlement Solutions, LLC	FL	NIA	PMSI Holdings, LLC	Ownership	100.000	UnitedHealth Group Incorporated		
		.0000	56-2422696				PMSI, LLC	FL	NIA	PMSI Holdings, LLC	Ownership	100.000	UnitedHealth Group Incorporated		
		.0000	98-1083164				Polar II Fundo de Investimento em Participações	BRA	NIA	UnitedHealthcare International IV S.á r.l.	Ownership	100.000	UnitedHealth Group Incorporated		
		.0000	47-5563948				Polo Holdco, LLC	DE	NIA	Collaborative Care Holdings, LLC	Ownership	80.100	UnitedHealth Group Incorporated		4
		.0000	75-2741619				ppoONE, Inc.	DE	NIA	United HealthCare Services, Inc.	Ownership	100.000	UnitedHealth Group Incorporated		
		.0000	65-0683927				Preferred Care Partners Holding, Corp.	FL	NIA	United HealthCare Services, Inc.	Ownership	100.000	UnitedHealth Group Incorporated		
		.0000	26-1845018				Preferred Care Partners Medical Group, Inc.	FL	NIA	Preferred Care Partners Holding, Corp.	Ownership	100.000	UnitedHealth Group Incorporated		
.0707	UnitedHealth Group Incorporated	.11176	65-0885893				Preferred Care Partners, Inc.	FL	IA	Preferred Care Partners Holding, Corp.	Ownership	100.000	UnitedHealth Group Incorporated		
		.0000	75-3265059				Premier Choice ACO, Inc.	CA	NIA	PrimeCare Medical Network, Inc.	Ownership	100.000	UnitedHealth Group Incorporated		
		.0000	88-0253112				Prime Health, Inc.	NV	NIA	Sierra Health Services, Inc.	Ownership	100.000	UnitedHealth Group Incorporated		
		.0000	33-0607478				PrimeCare Medical Network, Inc.	CA	IA	NAMI Holdings, Inc.	Ownership	100.000	UnitedHealth Group Incorporated		
		.0000	87-0757397				PrimeCare of Citrus Valley, Inc.	CA	NIA	PrimeCare Medical Network, Inc.	Ownership	80.000	UnitedHealth Group Incorporated		2
		.0000	33-0674407				PrimeCare of Corona, Inc.	CA	NIA	PrimeCare Medical Network, Inc.	Ownership	100.000	UnitedHealth Group Incorporated		
		.0000	33-0674401				PrimeCare of Hemet Valley, Inc.	CA	NIA	PrimeCare Medical Network, Inc.	Ownership	100.000	UnitedHealth Group Incorporated		
		.0000	33-0674408				PrimeCare of Inland Valley, Inc.	CA	NIA	PrimeCare Medical Network, Inc.	Ownership	100.000	UnitedHealth Group Incorporated		
		.0000	33-0674402				PrimeCare of Moreno Valley, Inc.	CA	NIA	PrimeCare Medical Network, Inc.	Ownership	100.000	UnitedHealth Group Incorporated		
		.0000	33-0674400				PrimeCare of Redlands, Inc.	CA	NIA	PrimeCare Medical Network, Inc.	Ownership	100.000	UnitedHealth Group Incorporated		
		.0000	33-0674404				PrimeCare of Riverside, Inc.	CA	NIA	PrimeCare Medical Network, Inc.	Ownership	100.000	UnitedHealth Group Incorporated		
		.0000	14-1915328				PrimeCare of San Bernardino, Inc.	CA	NIA	PrimeCare Medical Network, Inc.	Ownership	100.000	UnitedHealth Group Incorporated		
		.0000	33-0698439				PrimeCare of Sun City, Inc.	CA	NIA	PrimeCare Medical Network, Inc.	Ownership	100.000	UnitedHealth Group Incorporated		
		.0000	33-0674409				PrimeCare of Temecula, Inc.	CA	NIA	PrimeCare Medical Network, Inc.	Ownership	100.000	UnitedHealth Group Incorporated		
		.0000	14-1873402				Procura Management, Inc.	DE	NIA	Healthcare Solutions, Inc.	Ownership	100.000	UnitedHealth Group Incorporated		
		.0000	27-4371197				Progressive Enterprises Holdings, Inc.	DE	NIA	OptumRx, Inc.	Ownership	100.000	UnitedHealth Group Incorporated		
		.0000	31-1192384				Progressive Medical, LLC	OH	NIA	PMI Acquisition, LLC	Ownership	100.000	UnitedHealth Group Incorporated		
		.0000	90-0642980				Progressive Solutions, LLC	DE	NIA	P2 Lower Acquisition, LLC	Ownership	100.000	UnitedHealth Group Incorporated		
		.0000	32-0229091				ProHEALTH Fitness of Lake Success, LLC	NY	NIA	ProHEALTH Medical Management, LLC	Ownership	82.620	UnitedHealth Group Incorporated		4
		.0000	47-1049961				ProHEALTH Medical Management, LLC	DE	NIA	Collaborative Care Holdings, LLC	Ownership	80.000	UnitedHealth Group Incorporated		2
		.0000	45-5470737				ProHealth Physicians ACO, LLC	CT	NIA	ProHealth Physicians, Inc.	Ownership	100.000	UnitedHealth Group Incorporated		
		.0000	06-1446075				ProHealth Physicians, Inc.	CT	NIA	Polo Holdco, LLC	Ownership	100.000	UnitedHealth Group Incorporated		
		.0000	32-0455430				ProHealth Proton Center Management, LLC	DE	NIA	ProHEALTH Medical Management, LLC	Ownership	100.000	UnitedHealth Group Incorporated		
		.0000	57-0861358				Pronetics Health Care Group, Inc.	SC	NIA	Ambient Healthcare, Inc.	Ownership	100.000	UnitedHealth Group Incorporated		
		.0000	52-2016292				Quality Software Services, Inc.	MD	NIA	OptumInsight, Inc.	Ownership	100.000	UnitedHealth Group Incorporated		
		.0000	26-3168754				R&H Family Fitness Unlimited LLC	TX	NIA	WellMed Medical Management, Inc.	Ownership	100.000	UnitedHealth Group Incorporated		
		.0000	35-2493256				Rally Health, Inc.	DE	NIA	Optum Services, Inc.	Ownership	100.000	UnitedHealth Group Incorporated		
		.0000	80-0947972				Real Appeal, Inc.	DE	NIA	UnitedHealth Group Ventures, LLC	Ownership	98.000	UnitedHealth Group Incorporated		6
		.0000					Riverside Medical Management, LLC	DE	NIA	ProHEALTH Medical Management, LLC	Ownership	100.000	UnitedHealth Group Incorporated		
		.0000	45-2219585		0001522802		Salveo Specialty Pharmacy, Inc.	DE	NIA	OptumRx Administrative Services, LLC	Ownership	100.000	UnitedHealth Group Incorporated		
		.0000					Santa Helena Assistência Médica S.A.	BRA	NIA	Eual Participações S.A.	Ownership	65.210	UnitedHealth Group Incorporated		

ANNUAL STATEMENT FOR THE YEAR 2016 OF THE UnitedHealthcare of New England, Inc.

SCHEDULE Y
PART 1A - DETAIL OF INSURANCE HOLDING COMPANY SYSTEM

1	2	3	4	5	6	7	8	9	10	11	12	13	14	15	16
Group Code	Group Name	NAIC Company Code	ID Number	Federal RSSD	CIK	Name of Securities Exchange if Publicly Traded (U.S. or International)	Names of Parent, Subsidiaries Or Affiliates	Domi-ciliary Location	Relation-ship to Reporting Entity	Directly Controlled by (Name of Entity/Person)	Type of Control (Ownership, Board, Management, Attorney-in-Fact, Influence, Other)	If Control is Ownership Provide Percentage	Ultimate Controlling Entity(ies)/Person(s)	Is an SCA Filing Re-quired? (Y/N)	*
		.0000					Santa Helena Assistência Médica S.A.	.BRA	.NIA	Anil Assistência Médica Internacional S.A.	Ownership	34.790	UnitedHealth Group Incorporated		
		.0000	27-2635371				SCP Specialty Infusion, LLC	.DE	.NIA	BriovaRx Infusion Services, Inc.	Ownership	100.000	UnitedHealth Group Incorporated		
		.0000	88-0492251				ScriptNet, LLC	.DE	.NIA	Healthcare Solutions, Inc.	Ownership	100.000	UnitedHealth Group Incorporated		
		.0000	98-1097822				ScriptSwitch Limited	.GBR	.NIA	Optum UK Solutions Group Limited	Ownership	100.000	UnitedHealth Group Incorporated		
		.0000	98-1202716				Seisa Serviços Integrados de Saúde Ltda.	.BRA	.NIA	Anil Assistência Médica Internacional S.A.	Ownership	100.000	UnitedHealth Group Incorporated		
		.0000	98-1202716				Seisa Serviços Integrados de Saúde Ltda.	.BRA	.NIA	Cemed Care - Empresa de Atendimento Clínico Geral Ltda.	Ownership	0.000	UnitedHealth Group Incorporated		
		.0000	20-4763091				Senior Care Partners, Inc.	.IL	.NIA	North American Medical Management - Illinois, Inc.	Ownership	100.000	UnitedHealth Group Incorporated		
		.0000	27-1533951		0001487203		Serquinox Holdings LLC	.DE	.NIA	BriovaRx Infusion Services, Inc.	Ownership	100.000	UnitedHealth Group Incorporated		
		.0000	27-1533840				Serquinox LLC	.DE	.NIA	Serquinox Holdings LLC	Ownership	100.000	UnitedHealth Group Incorporated		
.0707	UnitedHealth Group Incorporated	.71420	94-0734860				Sierra Health and Life Insurance Company, Inc.	.NV	.IA	Sierra Health Services, Inc.	Ownership	100.000	UnitedHealth Group Incorporated		
		.00000	88-0200415		0000754009		Sierra Health Services, Inc.	.NV	.NIA	UnitedHealthcare, Inc.	Ownership	100.000	UnitedHealth Group Incorporated		
		.00000	88-0254322				Sierra Health-Care Options, Inc.	.NV	.NIA	Sierra Health Services, Inc.	Ownership	100.000	UnitedHealth Group Incorporated		
		.00000	88-0385705				Sierra Home Medical Products, Inc.	.NV	.NIA	Sierra Health Services, Inc.	Ownership	100.000	UnitedHealth Group Incorporated		
		.00000	88-0264562				Sierra Nevada Administrators, Inc.	.NV	.NIA	Sierra Health Services, Inc.	Ownership	100.000	UnitedHealth Group Incorporated		
		.00000	20-3741084				Sirona Infusion, L.L.C.	.AZ	.NIA	SCP Specialty Infusion, LLC	Ownership	100.000	UnitedHealth Group Incorporated		
		.00000	88-0201420				Southwest Medical Associates, Inc.	.NV	.NIA	Sierra Health Services, Inc.	Ownership	100.000	UnitedHealth Group Incorporated		
		.00000	38-2609888				Southwest Michigan Health Network Inc.	.MI	.NIA	UnitedHealthcare, Inc.	Ownership	100.000	UnitedHealth Group Incorporated		
		.00000	41-1921983				Specialty Benefits, LLC	.DE	.NIA	United HealthCare Services, Inc.	Ownership	100.000	UnitedHealth Group Incorporated		
		.00000	71-0886811				Spectera of New York, IPA, Inc.	.NY	.NIA	Spectera, Inc.	Ownership	100.000	UnitedHealth Group Incorporated		
		.00000	52-1260282				Spectera, Inc.	.MD	.NIA	Specialty Benefits, LLC	Ownership	100.000	UnitedHealth Group Incorporated		
		.00000	46-5587702				Sports and Spinal Physical Therapy, Inc.	.DC	.NIA	Orthology, Inc.	Ownership	100.000	UnitedHealth Group Incorporated		
		.00000	27-0008097				Spotlite, Inc.	.DE	.NIA	Rally Health, Inc.	Ownership	100.000	UnitedHealth Group Incorporated		
		.00000	62-1770924				StoneRiver P2P Link, LLC	.DE	.NIA	StoneRiver Pharmacy Solutions, LLC	Ownership	100.000	UnitedHealth Group Incorporated		
		.00000	90-0884047				StoneRiver Pharmacy Solutions, LLC	.DE	.NIA	Progressive Solutions, LLC	Ownership	100.000	UnitedHealth Group Incorporated		
		.00000	46-1536748				Summit Home Infusion, LLC	.DE	.NIA	BriovaRx Infusion Services, Inc.	Ownership	100.000	UnitedHealth Group Incorporated		
		.00000	38-2044243				SXC Comet, LLC	.DE	.NIA	OptumRx Administrative Services, LLC	Ownership	100.000	UnitedHealth Group Incorporated		
.0707	UnitedHealth Group Incorporated	.84549	38-2044243				Symphonix Health Holdings, LLC	.DE	.NIA	United HealthCare Services, Inc.	Ownership	100.000	UnitedHealth Group Incorporated		
		.00000	56-1970224		0001284028		Symphonix Health Insurance, Inc.	.IL	.IA	Symphonix Health Holdings, LLC	Ownership	100.000	UnitedHealth Group Incorporated		
		.00000	25-1825549				TeamMD Holdings, Inc.	.DE	.NIA	UnitedHealth Group Ventures, LLC	Ownership	80.000	UnitedHealth Group Incorporated		1
		.00000	59-3143128				TeamMD Iowa, Inc.	.DE	.NIA	TeamMD Holdings, Inc.	Ownership	100.000	UnitedHealth Group Incorporated		
		.00000	98-1287904				The Lewin Group, Inc.	.NC	.NIA	Optum Public Sector Solutions, Inc.	Ownership	100.000	UnitedHealth Group Incorporated		
		.00000	52-1431155				Three Rivers Holdings, Inc.	.DE	.NIA	AmeriChoice Corporation	Ownership	100.000	UnitedHealth Group Incorporated		
		.00000	20-4963945				Tmesys, LLC	.FL	.NIA	PMSI Holdings, LLC	Ownership	100.000	UnitedHealth Group Incorporated		
		.00000	94-3077084				Topimagem Diagnóstico por Imagem Ltda.	.BRA	.NIA	S.A.	Ownership	89.000	UnitedHealth Group Incorporated		1
		.00000	98-1113428				Travel Express Incorporated	.MD	.NIA	FrontierMEDX, Inc.	Ownership	100.000	UnitedHealth Group Incorporated		
		.00000	41-1913059				Trinity Infusion, Inc.	.NC	.NIA	Ambient Healthcare, Inc.	Ownership	100.000	UnitedHealth Group Incorporated		
		.00000	95-2931460		0001225831		U.S. Behavioral Health Plan, California	.CA	.IA	United Behavioral Health	Ownership	100.000	UnitedHealth Group Incorporated		
		.00000	98-1122490				UHC Global Health Services BC Ltd.	.CAN	.NIA	UnitedHealthcare Global Canada Limited	Ownership	100.000	UnitedHealth Group Incorporated		
		.00000	41-1913059				UHC International Services, Inc.	.DE	.NIA	UnitedHealth Group Incorporated	Ownership	100.000	UnitedHealth Group Incorporated		
		.00000	14-1892398				UHC of California	.CA	.IA	United HealthCare Services, Inc.	Ownership	100.000	UnitedHealth Group Incorporated		
		.00000	39-1995276				UHG Brasil Participações S.A.	.BRA	.NIA	Polar II Fundo de Investimento em Participações	Ownership	100.000	UnitedHealth Group Incorporated		
		.00000	52-1996029				UHC Holdings, Inc.	.DE	.NIA	United HealthCare Services, Inc.	Ownership	100.000	UnitedHealth Group Incorporated		
.0707	UnitedHealth Group Incorporated	.91529	52-1996029				Ultima Rx, LLC	.FL	.NIA	United HealthCare Services, Inc.	Ownership	100.000	UnitedHealth Group Incorporated		
		.00000	98-1122490				UMR, Inc.	.DE	.NIA	United HealthCare Services, Inc.	Ownership	100.000	UnitedHealth Group Incorporated		
		.00000	01-0637149				Unimerica Insurance Company	.WI	.IA	OptumHealth Holdings, LLC	Ownership	100.000	UnitedHealth Group Incorporated		
.0707	UnitedHealth Group Incorporated	.11596	01-0637149				Unimerica Life Insurance Company of New York	.NY	.IA	UnitedHealthcare Insurance Company	Ownership	100.000	UnitedHealth Group Incorporated		

ANNUAL STATEMENT FOR THE YEAR 2016 OF THE UnitedHealthcare of New England, Inc.

SCHEDULE Y
PART 1A - DETAIL OF INSURANCE HOLDING COMPANY SYSTEM

1	2	3	4	5	6	7	8	9	10	11	12	13	14	15	16
Group Code	Group Name	NAIC Company Code	ID Number	Federal RSSD	CIK	Name of Securities Exchange if Publicly Traded (U.S. or International)	Names of Parent, Subsidiaries Or Affiliates	Domi-ciliary Location	Relation-ship to Reporting Entity	Directly Controlled by (Name of Entity/Person)	Type of Control (Ownership, Board, Management, Attorney-in-Fact, Influence, Other)	If Control is Ownership Provide Percentage	Ultimate Controlling Entity(ies)/Person(s)	Is an SCA Filing Re-quired? (Y/N)	*
		.0000	25-187716				Unison Administrative Services, LLC	PA	NIA	Three Rivers Holdings, Inc.	Ownership	100.000	UnitedHealth Group Incorporated		
		.0000	20-5917714				Unison Health Plan of Delaware, Inc.	DE	IA	Three Rivers Holdings, Inc.	Ownership	100.000	UnitedHealth Group Incorporated		
		.0000	94-2649097				United Behavioral Health	CA	NIA	OptumHealth Holdings, LLC	Ownership	100.000	UnitedHealth Group Incorporated		
		.0000	41-1868911				United Behavioral Health of New York, I.P.A., Inc.	NY	NIA	United Behavioral Health	Ownership	100.000	UnitedHealth Group Incorporated		
		.0000	41-1941615				United Health Foundation	MN	NIA	UnitedHealth Group Incorporated	Ownership	100.000	UnitedHealth Group Incorporated		
		.0000	41-1289245	3410132	0001310133		United HealthCare Services, Inc.	MN	UDP	UnitedHealth Group Incorporated	Ownership	100.000	UnitedHealth Group Incorporated		
		.0000	30-0318238				United Resource Networks IPA of New York, Inc.	NY	NIA	OptumHealth Care Solutions, Inc.	Ownership	100.000	UnitedHealth Group Incorporated		
		.0000	01-0538317				UnitedHealth Advisors, LLC	ME	NIA	United HealthCare Services, Inc.	Ownership	100.000	UnitedHealth Group Incorporated		
		.0000	98-1097761				UnitedHealth Group Global Healthcare Services Limited	JRL	NIA	Optum Global Solutions International B.V.	Ownership	100.000	UnitedHealth Group Incorporated		
		.0000	41-1321939	4665014	0000731766	New York Stock Exchange	UnitedHealth Group Incorporated	DE	UIP	Optum Global Solutions (India) Private Limited	Ownership				
		.0000	98-1093259				UnitedHealth Group Information Services Private Limited	IND	NIA	UnitedHealth Group Incorporated	Ownership	100.000	UnitedHealth Group Incorporated		
		.0000	98-1079826				UnitedHealth Group International GP	CYM	NIA	UnitedHealth Group Incorporated	Ownership	100.000	UnitedHealth Group Incorporated		
		.0000	98-1080118				UnitedHealth Group International L.P.	CYM	NIA	UnitedHealth Group International GP	Ownership	84.984	UnitedHealth Group Incorporated		B
		.0000	98-1080118				UnitedHealth Group International L.P.	CYM	NIA	FMG Holdings, LLC	Ownership	14.815	UnitedHealth Group Incorporated		B
		.0000	98-1080118				UnitedHealth Group International L.P.	CYM	NIA	Hygeia Corporation	Ownership	0.201	UnitedHealth Group Incorporated		B
		.0000	46-3311984				UnitedHealth Group Ventures, LLC	DE	NIA	UnitedHealth Group Incorporated	Ownership	100.000	UnitedHealth Group Incorporated		
		.0000	41-1917398				UnitedHealth International, Inc.	DE	NIA	UnitedHealth Group Incorporated	Ownership	100.000	UnitedHealth Group Incorporated		
		.0000	26-2574977				UnitedHealth Military & Veterans Services, LLC	DE	NIA	United HealthCare Services, Inc.	Ownership	100.000	UnitedHealth Group Incorporated		
		.0000	98-0559902				UnitedHealth UK Limited	GBR	NIA	Optum Solutions UK Holdings Limited	Ownership	100.000	UnitedHealth Group Incorporated		
.0707	UnitedHealth Group Incorporated	.95174	33-0115163		0001225840		UnitedHealthcare Benefits of Texas, Inc.	TX	IA	United HealthCare Services, Inc.	Ownership	100.000	UnitedHealth Group Incorporated		
		.0000	47-3221444				UnitedHealthcare Benefits Plan of California	CA	IA	United HealthCare Services, Inc.	Ownership	100.000	UnitedHealth Group Incorporated		
		.0000	46-4348775				UnitedHealthcare Community Plan of California, Inc.	CA	IA	United HealthCare Services, Inc.	Ownership	100.000	UnitedHealth Group Incorporated		
.0707	UnitedHealth Group Incorporated	.13168	26-2688274				UnitedHealthcare Community Plan of Georgia, Inc.	GA	IA	AmeriChoice Corporation	Ownership	100.000	UnitedHealth Group Incorporated		
.0707	UnitedHealth Group Incorporated	.12323	56-2451429				UnitedHealthcare Community Plan of Ohio, Inc.	OH	IA	Three Rivers Holdings, Inc.	Ownership	100.000	UnitedHealth Group Incorporated		
.0707	UnitedHealth Group Incorporated	.11141	91-2008361				UnitedHealthcare Community Plan of Texas, L.L.C.	TX	IA	Ovations, Inc.	Ownership	100.000	UnitedHealth Group Incorporated		
.0707	UnitedHealth Group Incorporated	.95467	38-3204052				UnitedHealthcare Community Plan, Inc.	MI	IA	AmeriChoice Corporation	Ownership	100.000	UnitedHealth Group Incorporated		
		.0000	98-1200034				UnitedHealthcare Consulting & Assistance Service (Beijing) Co., Ltd.	CHN	NIA	UnitedHealthcare International I B.V.	Ownership	100.000	UnitedHealth Group Incorporated		
		.0000	98-1199879				UnitedHealthcare Europe S.á r.l.	LUX	NIA	UnitedHealthcare International I S.á r.l.	Ownership	100.000	UnitedHealth Group Incorporated		
		.0000	98-1104429				UnitedHealthcare Global Canada Limited	CAN	NIA	UnitedHealthcare International I B.V.	Ownership	100.000	UnitedHealth Group Incorporated		
		.0000	98-1099116				UnitedHealthcare India Private Limited	IND	NIA	UnitedHealthcare International II B.V.	Ownership	99.994	UnitedHealth Group Incorporated		
		.0000	98-1099116				UnitedHealthcare India Private Limited	IND	NIA	UnitedHealth International, Inc.	Ownership	0.007	UnitedHealth Group Incorporated		
.0707	UnitedHealth Group Incorporated	.79413	36-2739571				UnitedHealthcare Insurance Company	CT	IA	UHC Holdings, Inc.	Ownership	100.000	UnitedHealth Group Incorporated		
.0707	UnitedHealth Group Incorporated	.60318	36-3800349				UnitedHealthcare Insurance Company of Illinois	IL	IA	UnitedHealthcare Insurance Company	Ownership	100.000	UnitedHealth Group Incorporated		
.0707	UnitedHealth Group Incorporated	.60093	11-3283886				UnitedHealthcare Insurance Company of New York	NY	IA	UnitedHealthcare Insurance Company	Ownership	100.000	UnitedHealth Group Incorporated		
.0707	UnitedHealth Group Incorporated	.12231	20-1902768				UnitedHealthcare Insurance Company of the River Valley	IL	IA	UnitedHealthcare Services Company of the River Valley, Inc.	Ownership	100.000	UnitedHealth Group Incorporated		
		.0000	86-0618309				UnitedHealthcare Integrated Services, Inc.	AZ	NIA	Ovations, Inc.	Ownership	100.000	UnitedHealth Group Incorporated		
		.0000	41-1988797				UnitedHealthcare International Asia, LLC	DE	NIA	UnitedHealth Group Incorporated	Ownership	100.000	UnitedHealth Group Incorporated		
		.0000	98-1100512				UnitedHealthcare International I B.V.	NLD	NIA	UnitedHealth Group International L.P.	Ownership	100.000	UnitedHealth Group Incorporated		
		.0000	98-1079595				UnitedHealthcare International I S.á r.l.	LUX	NIA	UnitedHealth Group International L.P.	Ownership	100.000	UnitedHealth Group Incorporated		
		.0000	98-1100980				UnitedHealthcare International II B.V.	NLD	NIA	UnitedHealthcare Europe S.á r.l.	Ownership	100.000	UnitedHealth Group Incorporated		

ANNUAL STATEMENT FOR THE YEAR 2016 OF THE UnitedHealthcare of New England, Inc.

SCHEDULE Y
PART 1A - DETAIL OF INSURANCE HOLDING COMPANY SYSTEM

1	2	3	4	5	6	7	8	9	10	11	12	13	14	15	16
Group Code	Group Name	NAIC Company Code	ID Number	Federal RSSD	CIK	Name of Securities Exchange if Publicly Traded (U.S. or International)	Names of Parent, Subsidiaries Or Affiliates	Domi-ciliary Location	Relation-ship to Reporting Entity	Directly Controlled by (Name of Entity/Person)	Type of Control (Ownership, Board, Management, Attorney-in-Fact, Influence, Other)	If Control is Ownership Provide Percentage	Ultimate Controlling Entity(ies)/Person(s)	Is an SCA Filing Re-quired? (Y/N)	*
		.00000	98-1079459				UnitedHealthcare International II S.á r.l.	LUX	NIA	UnitedHealthcare Europe S.á r.l.	Ownership	100.000	UnitedHealth Group Incorporated		
		.00000	98-1340853				UnitedHealthcare International III B.V.	NLD	NIA	UnitedHealthcare International II B.V.	Ownership	100.000	UnitedHealth Group Incorporated		
		.00000	98-1077436				UnitedHealthcare International III S.á r.l.	LUX	NIA	UnitedHealthcare Europe S.á r.l.	Ownership	69.999	UnitedHealth Group Incorporated		
		.00000	98-1077436				UnitedHealthcare International III S.á r.l.	LUX	NIA	UnitedHealthcare International II S.á r.l.	Ownership	30.001	UnitedHealth Group Incorporated		
		.00000	98-1080926				UnitedHealthcare International IV S.á r.l.	LUX	NIA	UnitedHealthcare International III B.V.	Ownership	100.000	UnitedHealth Group Incorporated		
		.00000	98-1257473				UnitedHealthcare International V S.á r.l.	LUX	NIA	Optum Global Solutions (Ireland) Limited	Ownership	100.000	UnitedHealth Group Incorporated		
.0707	UnitedHealth Group Incorporated	.97179	86-0207231				UnitedHealthcare Life Insurance Company	WI	IA	Golden Rule Financial Corporation	Ownership	100.000	UnitedHealth Group Incorporated		
.0707	UnitedHealth Group Incorporated	.95784	63-0899562				UnitedHealthcare of Alabama, Inc.	AL	IA	UnitedHealthcare, Inc.	Ownership	100.000	UnitedHealth Group Incorporated		
.0707	UnitedHealth Group Incorporated	.96016	86-0507074				UnitedHealthcare of Arizona, Inc.	AZ	IA	UnitedHealthcare, Inc.	Ownership	100.000	UnitedHealth Group Incorporated		
.0707	UnitedHealth Group Incorporated	.95446	63-1036819				UnitedHealthcare of Arkansas, Inc.	AR	IA	UnitedHealthcare, Inc.	Ownership	100.000	UnitedHealth Group Incorporated		
.0707	UnitedHealth Group Incorporated	.95090	84-1004639				UnitedHealthcare of Colorado, Inc.	CO	IA	UnitedHealthcare, Inc.	Ownership	100.000	UnitedHealth Group Incorporated		
.0707	UnitedHealth Group Incorporated	.95264	59-1293865				UnitedHealthcare of Florida, Inc.	FL	IA	UnitedHealthcare, Inc.	Ownership	100.000	UnitedHealth Group Incorporated		
.0707	UnitedHealth Group Incorporated	.95850	58-1653544				UnitedHealthcare of Georgia, Inc.	GA	IA	UnitedHealthcare, Inc.	Ownership	100.000	UnitedHealth Group Incorporated		
.0707	UnitedHealth Group Incorporated	.95776	36-3280214				UnitedHealthcare of Illinois, Inc.	IL	IA	UnitedHealthcare, Inc.	Ownership	100.000	UnitedHealth Group Incorporated		
.0707	UnitedHealth Group Incorporated	.96644	62-1240316				UnitedHealthcare of Kentucky, Ltd.	KY	IA	UnitedHealthcare, Inc.	Ownership	5.820	UnitedHealth Group Incorporated		.9
.0707	UnitedHealth Group Incorporated	.96644	62-1240316				UnitedHealthcare of Kentucky, Ltd.	KY	IA	United HealthCare Services, Inc.	Ownership	94.180	UnitedHealth Group Incorporated		.9
.0707	UnitedHealth Group Incorporated	.95833	72-1074008				UnitedHealthcare of Louisiana, Inc.	LA	IA	UnitedHealthcare, Inc.	Ownership	100.000	UnitedHealth Group Incorporated		
.0707	UnitedHealth Group Incorporated	.95716	63-1036817				UnitedHealthcare of Mississippi, Inc.	MS	IA	UnitedHealthcare, Inc.	Ownership	100.000	UnitedHealth Group Incorporated		
.0707	UnitedHealth Group Incorporated	.95149	05-0413469				UnitedHealthcare of New England, Inc.	RI	RE	United HealthCare Services, Inc.	Ownership	100.000	UnitedHealth Group Incorporated		
.0707	UnitedHealth Group Incorporated	.13214	26-2697886				UnitedHealthcare of New Mexico, Inc.	NM	IA	UnitedHealthcare Insurance Company	Ownership	100.000	UnitedHealth Group Incorporated		
.0707	UnitedHealth Group Incorporated	.95085	06-1172891				UnitedHealthcare of New York, Inc.	NY	IA	AmeriChoice Corporation	Ownership	100.000	UnitedHealth Group Incorporated		
.0707	UnitedHealth Group Incorporated	.95103	56-1461010				UnitedHealthcare of North Carolina, Inc.	NC	IA	UnitedHealthcare, Inc.	Ownership	100.000	UnitedHealth Group Incorporated		
.0707	UnitedHealth Group Incorporated	.95186	31-1142815				UnitedHealthcare of Ohio, Inc.	OH	IA	United HealthCare Services, Inc.	Ownership	100.000	UnitedHealth Group Incorporated		
.0707	UnitedHealth Group Incorporated	.96903	33-0115166				UnitedHealthcare of Oklahoma, Inc.	OK	IA	United HealthCare Services, Inc.	Ownership	100.000	UnitedHealth Group Incorporated		
.0707	UnitedHealth Group Incorporated	.95893	93-0938819		0001225824		UnitedHealthcare of Oregon, Inc.	OR	IA	United HealthCare Services, Inc.	Ownership	100.000	UnitedHealth Group Incorporated		
.0707	UnitedHealth Group Incorporated	.95220	25-1756858				UnitedHealthcare of Pennsylvania, Inc.	PA	IA	Three Rivers Holdings, Inc.	Ownership	100.000	UnitedHealth Group Incorporated		
.0707	UnitedHealth Group Incorporated	.95785	95-3939697				UnitedHealthcare of Texas, Inc.	TX	IA	UnitedHealthcare, Inc.	Ownership	100.000	UnitedHealth Group Incorporated		
.0707	UnitedHealth Group Incorporated	.95025	52-1130183				UnitedHealthcare of the Mid-Atlantic, Inc.	MD	IA	UnitedHealthcare, Inc.	Ownership	100.000	UnitedHealth Group Incorporated		
.0707	UnitedHealth Group Incorporated	.95591	47-0676824				UnitedHealthcare of the Midlands, Inc.	NE	IA	UnitedHealthcare, Inc.	Ownership	100.000	UnitedHealth Group Incorporated		
.0707	UnitedHealth Group Incorporated	.96385	43-1361841				UnitedHealthcare of the Midwest, Inc.	MO	IA	UnitedHealthcare, Inc.	Ownership	100.000	UnitedHealth Group Incorporated		
.0707	UnitedHealth Group Incorporated	.95501	41-1488563				UnitedHealthcare of Utah, Inc.	UT	IA	UnitedHealthcare, Inc.	Ownership	100.000	UnitedHealth Group Incorporated		
.0707	UnitedHealth Group Incorporated	.48038	91-1312551		0001225843		UnitedHealthcare of Washington, Inc.	WA	IA	United HealthCare Services, Inc.	Ownership	100.000	UnitedHealth Group Incorporated		
.0707	UnitedHealth Group Incorporated	.95710	39-1555888				UnitedHealthcare of Wisconsin, Inc.	WI	IA	UnitedHealthcare, Inc.	Ownership	100.000	UnitedHealth Group Incorporated		
.0707	UnitedHealth Group Incorporated	.95378	36-3379945				UnitedHealthcare Plan of the River Valley, Inc.	IL	IA	UnitedHealthcare Services Company of the River Valley, Inc.	Ownership	100.000	UnitedHealth Group Incorporated		
		.00000	47-0854646				UnitedHealthcare Service LLC	DE	NIA	UnitedHealthcare Insurance Company	Ownership	100.000	UnitedHealth Group Incorporated		
		.00000	36-3355110				UnitedHealthcare Services Company of the River Valley, Inc.	DE	NIA	UnitedHealthcare, Inc.	Ownership	100.000	UnitedHealth Group Incorporated		
		.00000	01-0518346				UnitedHealthcare Specialty Benefits, LLC	ME	NIA	Specialty Benefits, LLC	Ownership	100.000	UnitedHealth Group Incorporated		
		.00000	41-1922511				UnitedHealthcare, Inc.	DE	NIA	United HealthCare Services, Inc.	Ownership	100.000	UnitedHealth Group Incorporated		
		.00000	26-0382877		0001453198		Urgent Care Holdings, Inc.	DE	NIA	Optum Clinics Intermediate Holdings, Inc.	Ownership	100.000	UnitedHealth Group Incorporated		
		.00000	26-3667220				Urgent Care MSO, LLC	DE	NIA	Urgent Care Holdings, Inc.	Ownership	100.000	UnitedHealth Group Incorporated		
		.00000	27-2956222				Urology Associates of North Texas, P.L.L.C.	TX	NIA	USMD Affiliated Services	Ownership	100.000	UnitedHealth Group Incorporated		
		.00000	20-8048861				USMD Administrative Services, L.L.C.	TX	NIA	USMD Inc.	Ownership	100.000	UnitedHealth Group Incorporated		
		.00000	27-2956222				USMD Affiliated Services	TX	NIA	USMD Inc.	Ownership	100.000	UnitedHealth Group Incorporated		
		.00000					USMD Cancer Treatment Centers GP, L.L.C.	TX	NIA	USMD Cancer Treatment Centers, L.L.C.	Ownership	100.000	UnitedHealth Group Incorporated		
		.00000	26-2245431				USMD Cancer Treatment Centers, L.L.C.	TX	NIA	USMD Inc.	Ownership	100.000	UnitedHealth Group Incorporated		
		.00000					USMD CT (Mo), LLC	MO	NIA	USMD Cancer Treatment Centers, L.L.C.	Ownership	100.000	UnitedHealth Group Incorporated		
		.00000	27-2803133				USMD Diagnostic Services, LLC	TX	NIA	USMD Inc.	Ownership	100.000	UnitedHealth Group Incorporated		
		.00000	27-2866866		0001507881		USMD Holdings, Inc.	DE	NIA	WellMed Medical Management, Inc.	Ownership	100.000	UnitedHealth Group Incorporated		
		.00000	20-8050318		0001404693		USMD Inc.	TX	NIA	USMD Holdings, Inc.	Ownership	100.000	UnitedHealth Group Incorporated		
		.00000	73-1662757				USMD of Arlington GP, L.L.C.	TX	NIA	Mat-Rx Development, L.L.C.	Ownership	100.000	UnitedHealth Group Incorporated		
		.00000	35-2446102				USMD PPM, LLC	TX	NIA	USMD Inc.	Ownership	100.000	UnitedHealth Group Incorporated		

ANNUAL STATEMENT FOR THE YEAR 2016 OF THE UnitedHealthcare of New England, Inc.

SCHEDULE Y
PART 1A - DETAIL OF INSURANCE HOLDING COMPANY SYSTEM

1	2	3	4	5	6	7	8	9	10	11	12	13	14	15	16
Group Code	Group Name	NAIC Company Code	ID Number	Federal RSSD	CIK	Name of Securities Exchange if Publicly Traded (U.S. or International)	Names of Parent, Subsidiaries Or Affiliates	Domiciliary Location	Relationship to Reporting Entity	Directly Controlled by (Name of Entity/Person)	Type of Control (Ownership, Board, Management, Attorney-in-Fact, Influence, Other)	If Control is Ownership Provide Percentage	Ultimate Controlling Entity(ies)/Person(s)	Is an SCA Filing Required? (Y/N)	*
		.00000	87-0757396				Valley Physicians Network, Inc.	CA	NIA	PrimeCare Medical Network, Inc.	Ownership	100.000	UnitedHealth Group Incorporated		
		.00000	74-2797745				WellMed Medical Management of Florida, Inc.	FL	NIA	WellMed Medical Management, Inc.	Ownership	100.000	UnitedHealth Group Incorporated		
		.00000	74-2786364				WellMed Medical Management, Inc.	TX	NIA	Collaborative Care Holdings, LLC	Ownership	80.000	UnitedHealth Group Incorporated	2	
		.00000	41-2250215				WellMed Networks - DFW, Inc.	TX	NIA	USMD Inc.	Ownership	50.000	UnitedHealth Group Incorporated	2	
		.00000	45-0636596				WESTMED Practice Partners LLC	DE	NIA	Collaborative Care Holdings, LLC	Ownership	86.150	UnitedHealth Group Incorporated	2	
		.00000	52-2102846		0001314524		XLHealth Corporation	MD	NIA	United HealthCare Services, Inc.	Ownership	100.000	UnitedHealth Group Incorporated		
		.00000	98-1107695				XLHealth Corporation India Private Limited	IND	NIA	XLHealth Corporation	Ownership	100.000	UnitedHealth Group Incorporated		
		.00000	11-3764012				Your Health Options Insurance Services, Inc.	CA	NIA	PrimeCare Medical Network, Inc.	Ownership	100.000	UnitedHealth Group Incorporated		
		.00000	27-0172594				Your Partner in Health Services, Inc.	IL	NIA	North American Medical Management - Illinois, Inc.	Ownership	100.000	UnitedHealth Group Incorporated		

Asterisk	Explanation
1	The remaining percentage is owned by former controlling or external shareholders.
2	The remaining percentage is owned by a non-affiliated entity.
3	The remaining 0.7409758% owned by external shareholders and 0.0340693% owned by Treasury Shares.
4	The remaining percentage is owned by external parties or investors.
5	UnitedHealth International, Inc. holds 10 shares as a nominee shareholder.
6	The remaining percentage are held by the entity's or by the controlling entity's officers or directors.
7	The remaining 20% is owned by external shareholders. Corporate secretarial services for this entity are the responsibility of the portfolio company.
8	UnitedHealth Group International GP is the general partner of UnitedHealth Group International, L.P.
9	The general partnership interest of 89.77% is held by United HealthCare Services, Inc. (UHS) and 10.23% is held by UnitedHealthcare, Inc. (UHC). UHS also holds 100% of the limited partnership interests. When combining general and limited partner interests, UHS owns 94.18% and UHC owns 5.82%.

SCHEDULE Y

PART 2 - SUMMARY OF INSURER'S TRANSACTIONS WITH ANY AFFILIATES

1	2	3	4	5	6	7	8	9	10	11	12	13
NAIC Company Code	ID Number	Names of Insurers and Parent, Subsidiaries or Affiliates	Shareholder Dividends	Capital Contributions	Purchases, Sales or Exchanges of Loans, Securities, Real Estate, Mortgage Loans or Other Investments	Income/ (Disbursements) Incurred in Connection with Guarantees or Undertakings for the Benefit of any Affiliate(s)	Management Agreements and Service Contracts	Income/ (Disbursements) Incurred Under Reinsurance Agreements	*	Any Other Material Activity Not in the Ordinary Course of the Insurer's Business	Totals	Reinsurance Recoverable/ (Payable) on Losses and/or Reserve Credit Taken/(Liability)
	41-1913523	ACN Group IPA of New York, Inc.					4,080,638				4,080,638	
	27-0015861	ACN Group of California, Inc.	(1,500,000)				8,780,531				7,280,531	
82406	35-1665915	All Savers Insurance Company		571,000,000			(54,236,659)	5,084,397			521,847,738	17,801,114
73130	35-1744596	All Savers Life Insurance Company of California					156,818				156,818	
	54-1743136	AmeriChoice Corporation	106,000,000								106,000,000	
95497	22-3368602	AmeriChoice of New Jersey, Inc.	(70,000,000)				(271,365,048)				(341,365,048)	
	86-0813232	APIPA					(354,000,579)				(354,000,579)	
	88-0267857	Behavioral Healthcare Options, Inc.					5,143,560				5,143,560	
12558	45-4976934	Care Improvement Plus of Texas Insurance Company	(73,900,000)				(153,551,008)				(227,451,008)	
12567	20-3888112	Care Improvement Plus South Central Insurance Company	(150,000,000)				(589,053,624)	204,324			(738,849,300)	131,499
14041	27-5038136	Care Improvement Plus Wisconsin Insurance Company					(10,284,945)				(10,284,945)	
	52-1811176	DBP Services of New York IPA, Inc.					6,450,021				6,450,021	
	52-1452809	Dental Benefit Providers of California, Inc.	(3,000,000)				(3,926,754)				(6,926,754)	
52053	36-4008355	Dental Benefit Providers of Illinois, Inc.					(426,618)				(426,618)	
	41-2014834	Dental Benefit Providers, Inc.					123,686,984				123,686,984	
	88-0223385	Family Health Care Services					6,677,657				6,677,657	
	88-0257036	Family Home Hospice, Inc.					895,248				895,248	
	37-0855360	Golden Rule Financial Corporation	156,800,000	(611,000,000)							(454,200,000)	
62286	37-6028756	Golden Rule Insurance Company	(156,800,000)				(169,889,305)				(326,689,305)	
	98-0213198	H&W Indemnity (SPC), Ltd.						(3,091,421)			(3,091,421)	27,512,818
79480	35-1279304	Harken Health Insurance Company		95,000,000			6,489,182				101,489,182	
43893	13-3584296	Health Net Insurance of New York, Inc.					41,638				41,638	
95968	06-1084283	Health Net of Connecticut, Inc.						2			2	
96342	88-0201035	Health Plan of Nevada	(90,000,000)				(855,107,250)	(681,226)			(945,788,476)	143,369
	13-4138668	INSPIRIS of New York IPA, Inc.					287,173,634				287,173,634	
	45-3143218	Lifepoint East, Inc.					68,465,522				68,465,522	
	27-2309024	Lifepoint Health, Inc.					1,725,990,312				1,725,990,312	
60321	52-1803283	MAMSI Life and Health Insurance Company	(7,000,000)				(9,001,428)	(397,808)			(16,399,236)	181,708
96310	52-1169135	MD-Individual Practice Association, Inc.	(16,000,000)				(31,266,195)	(726,671)			(47,992,866)	578,164
12756	20-3391186	Medica Health Plans of Florida, Inc.	(3,500,000)				9,798				(3,490,202)	
12155	01-0788576	Medica HealthCare Plans, Inc.	(25,000,000)				(58,886,924)				(83,886,924)	
95251	76-0196559	National Pacific Dental, Inc.	(2,700,000)				(2,228,333)				(4,928,333)	
95123	65-0996107	Neighborhood Health Partnership, Inc.	(25,000,000)				(77,554,084)				(102,554,084)	
95758	88-0228572	Nevada Pacific Dental	(2,000,000)				(367,345)				(2,367,345)	
96940	52-1518174	Optimum Choice, Inc.	(18,000,000)				(29,349,448)	(310,677)			(47,660,125)	12,188
	41-1591944	OptumHealth Care Solutions, Inc.					151,278,761				151,278,761	
	41-1858498	OptumInsight, Inc.					266,141,254				266,141,254	
	33-0441200	OptumRx, Inc.					1,037,856,935				1,037,856,935	

ANNUAL STATEMENT FOR THE YEAR 2016 OF THE UnitedHealthcare of New England, Inc.

SCHEDULE Y

PART 2 - SUMMARY OF INSURER'S TRANSACTIONS WITH ANY AFFILIATES

1	2	3	4	5	6	7	8	9	10	11	12	13
NAIC Company Code	ID Number	Names of Insurers and Parent, Subsidiaries or Affiliates	Shareholder Dividends	Capital Contributions	Purchases, Sales or Exchanges of Loans, Securities, Real Estate, Mortgage Loans or Other Investments	Income/ (Disbursements) Incurred in Connection with Guarantees or Undertakings for the Benefit of any Affiliate(s)	Management Agreements and Service Contracts	Income/ (Disbursements) Incurred Under Reinsurance Agreements	*	Any Other Material Activity Not in the Ordinary Course of the Insurer's Business	Totals	Reinsurance Recoverable/ (Payable) on Losses and/or Reserve Credit Taken/(Liability)
	13-3818652	OrthoNet LLC					5,941,383				5,941,383	
	30-0029448	OrthoNet of the Mid-Atlantic, Inc.					(1,070,155)				(1,070,155)	
78026	22-2797560	Oxford Health Insurance, Inc.	(430,000,000)				(823,530,563)	(4,160,469)			(1,257,691,032)	22,272,029
96798	06-1181201	Oxford Health Plans (CT), Inc.					(62,638,523)	(726,772)			(63,365,295)	194,243
95506	22-2745725	Oxford Health Plans (NJ), Inc.	(50,000,000)				(164,723,417)	3,533,389			(211,190,028)	5,410,891
95479	06-1181200	Oxford Health Plans (NY), Inc.	(215,000,000)				(171,934,573)				(386,934,573)	
	52-2443751	Oxford Health Plans LLC	265,000,000								265,000,000	
70785	35-1137395	PacifiCare Life and Health Insurance Company	(19,700,000)				(1,519,392)	277			(21,219,115)	12,445
84506	95-2829463	PacifiCare Life Assurance Company					123,599				123,599	
95617	94-3267522	PacifiCare of Arizona, Inc.	(25,000,000)				44,626	8,885			(24,946,489)	
95434	84-1011378	PacifiCare of Colorado, Inc.					(731,380,364)	(3,215,446)			(734,595,810)	120
95685	86-0875231	PacifiCare of Nevada, Inc.		(8,000,000)			420,245	1,332			(7,578,423)	
11494	04-3677255	Physicians Health Choice of Texas, LLC					(33,582,825)	240,397			(33,342,428)	641,989
11176	65-0885893	Preferred Care Partners, Inc.		5,000,000			(161,923,909)				(156,923,909)	
	33-0607478	PrimeCare Medical Network, Inc.					249,708,122				249,708,122	
71420	94-0734860	Sierra Health and Life Insurance Company	(23,000,000)				(1,189,636,368)	25,069			(1,212,611,299)	(132,869)
	88-0385705	Sierra Home Medical Products, Inc.					30,596,406				30,596,406	
	88-0201420	Southwest Medical Associates, Inc.					733,385,255				733,385,255	
	71-0886811	Spectera of New York, IPA, Inc.					2,289,271				2,289,271	
	52-1260282	Spectera, Inc.					37,770,274				37,770,274	
84549	46-1536748	Symphonix Health Holdings, LLC		(78,000,000)							(78,000,000)	
	38-2044243	Symphonix Health Insurance		78,000,000			(55,285,771)				22,714,229	
	94-3077084	U.S. Behavioral Health Plan, California	(4,000,000)				50,504,266				46,504,266	
	95-2931460	UHC of California	(130,000,000)				(923,903,267)				(1,053,903,267)	
91529	52-1996029	Unimerica Insurance Company	(30,000,000)				(34,215,798)	(16,782,233)			(80,998,031)	(135,744,974)
11596	01-0637149	Unimerica Life Insurance Company of New York					(2,208,682)				(2,208,682)	
	20-5917714	Unison Health Plan of Delaware, Inc.					(95,488,038)	(1,022,419)			(96,510,457)	3,243,827
13032	26-0651931	Unison Health Plan of the Capital Area, Inc.					0				0	
	94-2649097	United Behavioral Health					1,133,280,950				1,133,280,950	
	41-1868911	United Behavioral Health of New York, I.P.A., Inc.					14,009,835				14,009,835	
	41-1289245	United HealthCare Services, Inc.	3,284,400,000	(179,000,000)			10,214,692,678				13,320,092,678	
	41-1321939	UnitedHealth Group Incorporated					2,747,534,327				2,747,534,327	
95174	33-0115163	UnitedHealthcare Benefits of Texas, Inc.	(50,000,000)				(268,314,968)	(1,088,086)			(319,403,054)	4,845,598
	47-3221444	UnitedHealthcare Benefits Plan of Claifornia					552,512				552,512	
12323	56-2451429	UnitedHealthcare Community Plan of Ohio, Inc.	(30,000,000)				(276,974,207)	4,774,078			(302,200,129)	11,393,608
11141	91-2008361	UnitedHealthcare Community Plan of Texas, L.L.C.	(35,000,000)				(253,172,784)	(657,998)			(288,830,782)	12,184,143
95467	38-3204052	UnitedHealthcare Community Plan, Inc.					(126,941,923)	(242,586)			(127,184,509)	610,184

42.1

ANNUAL STATEMENT FOR THE YEAR 2016 OF THE UnitedHealthcare of New England, Inc.

SCHEDULE Y

PART 2 - SUMMARY OF INSURER'S TRANSACTIONS WITH ANY AFFILIATES

1	2	3	4	5	6	7	8	9	10	11	12	13
NAIC Company Code	ID Number	Names of Insurers and Parent, Subsidiaries or Affiliates	Shareholder Dividends	Capital Contributions	Purchases, Sales or Exchanges of Loans, Securities, Real Estate, Mortgage Loans or Other Investments	Income/ (Disbursements) Incurred in Connection with Guarantees or Undertakings for the Benefit of any Affiliate(s)	Management Agreements and Service Contracts	Income/ (Disbursements) Incurred Under Reinsurance Agreements	*	Any Other Material Activity Not in the Ordinary Course of the Insurer's Business	Totals	Reinsurance Recoverable/ (Payable) on Losses and/or Reserve Credit Taken/(Liability)
79413	36-2739571	UnitedHealthcare Insurance Company	(1,520,800,000)				(5,664,071,496)	136,710,186			(7,048,161,310)	(481,790,942)
60318	36-3800349	UnitedHealthcare Insurance Company of Illinois	(50,000,000)				(140,453,343)	(791,738)			(191,245,081)	4,824,402
60093	11-3283886	UnitedHealthcare Insurance Company of New York	(90,000,000)				(359,438,662)	(95,673,635)			(545,112,297)	377,306,601
12231	20-1902768	UnitedHealthcare Insurance Company of the River Valley					(91,084,616)	(406,538)			(91,491,154)	1,578,819
	86-0618309	UnitedHealthcare Integrated Services, Inc.					2,206				2,206	
97179	86-0207231	UnitedHealthcare Life insurance Company		40,000,000			(26,607,313)	3,125			13,395,812	1,135
95784	63-0899562	UnitedHealthcare of Alabama, Inc.	(5,000,000)				(83,967,000)	(579,475)			(89,546,475)	
96016	86-0507074	UnitedHealthcare of Arizona, Inc.	(16,000,000)				(9,621,872)	(117,934)			(25,739,806)	
95446	63-1036819	UnitedHealthcare of Arkansas, Inc.		12,000,000			(1,821,161)	(46,882)			10,131,957	
95090	84-1004639	UnitedHealthcare of Colorado, Inc.		5,000,000			(12,054,003)	(89,542)			(7,143,545)	
95264	59-1293865	UnitedHealthcare of Florida, Inc.	(50,000,000)				(342,092,391)	(2,908,774)			(395,001,165)	
95850	58-1653544	UnitedHealthcare of Georgia, Inc.					(26,802,812)	(262,330)			(27,065,142)	
95776	36-3280214	UnitedHealthcare of Illinois, Inc.	(8,000,000)				(19,079,421)	(189,743)			(27,269,164)	11,322
96644	62-1240316	UnitedHealthcare of Kentucky, Ltd.	(1,400,000)				(10,017,447)	(106,480)			(11,523,927)	
95833	72-1074008	UnitedHealthcare of Louisiana, Inc.					(171,239,032)	23,283,691			(147,955,341)	29,275,487
95716	63-1036817	UnitedHealthcare of Mississippi, Inc.		30,000,000			(100,709,515)	377,665			(70,331,850)	11,928,913
95149	05-0413469	UnitedHealthcare of New England, Inc.	(64,700,000)				(188,085,707)	951,338			(251,834,369)	3,108,826
13214	26-2697886	UnitedHealthcare of New Mexico	(24,200,000)				(100,322,348)	1,631,215			(122,891,133)	314,834
95085	06-1172891	UnitedHealthcare of New York, Inc.					(727,339,929)				(727,339,929)	
95103	56-1461010	UnitedHealthcare of North Carolina, Inc.					(103,225,575)	(1,059,782)			(104,285,357)	
95186	31-1142815	UnitedHealthcare of Ohio, Inc.	(20,000,000)				(7,028,307)	(79,213)			(27,107,520)	
96903	33-0115166	UnitedHealthcare of Oklahoma, Inc.	(4,000,000)				(47,006,955)				(51,006,955)	
95893	93-0938819	UnitedHealthcare of Oregon, Inc.		15,000,000			(122,544,533)				(107,544,533)	
95220	25-1756858	UnitedHealthcare of Pennsylvania, Inc.					(147,893,367)	(1,247,113)			(149,140,480)	
95765	95-3939697	UnitedHealthcare of Texas, Inc.					(10,428,202)	(1,009,570)			(11,437,772)	229,152
95025	52-1130183	UnitedHealthcare of the Mid-Atlantic, Inc.	(6,000,000)				(114,776,182)	(951,631)			(121,727,813)	12,825
95591	47-0676824	UnitedHealthcare of the Midlands, Inc.		60,000,000			(68,768,729)	(2,310,813)			(11,079,542)	
96385	43-1361841	UnitedHealthcare of the Midwest, Inc.	(20,000,000)				(328,307,203)	(25,311,439)			(373,618,642)	81,504,826
95501	41-1488563	UnitedHealthcare of Utah, Inc.		(10,000,000)			(439,005,052)	(515,791)			(449,520,843)	
48038	91-1312551	UnitedHealthcare of Washington, Inc.	(75,000,000)	(25,000,000)			(112,116,458)				(212,116,458)	
95710	39-1555888	UnitedHealthcare of Wisconsin, Inc.	(27,000,000)				(865,797,811)	(6,474,801)			(899,272,612)	401,706
95378	36-3379945	UnitedHealthcare Plan of the River Valley, Inc.	(84,000,000)				(430,746,198)	(3,592,334)			(518,338,532)	
	47-0854646	UnitedHealthcare Service LLC	(60,000,000)				1,208,507				(58,791,493)	
	01-0518346	UnitedHealthcare Specialty Benefits, LLC					10,759				10,759	0
9999999	Control Totals		0	0	0	0	0	0	XXX	0	0	0

42.2

SUPPLEMENTAL EXHIBITS AND SCHEDULES INTERROGATORIES

The following supplemental reports are required to be filed as part of your statement filing unless specifically waived by the domiciliary state. However, in the event that your domiciliary state waives the filing requirement, your response of WAIVED to the specific interrogatory will be accepted in lieu of filing a "NONE" report and a bar code will be printed below. If the supplement is required of your company but is not being filed for whatever reason enter SEE EXPLANATION and provide an explanation following the interrogatory questions.

	Responses
MARCH FILING	
1. Will the Supplemental Compensation Exhibit be filed with the state of domicile by March 1?	YES
2. Will an actuarial opinion be filed by March 1?	YES
3. Will the confidential Risk-based Capital Report be filed with the NAIC by March 1?.....	YES
4. Will the confidential Risk-based Capital Report be filed with the state of domicile, if required, by March 1?.....	YES
APRIL FILING	
5. Will Management's Discussion and Analysis be filed by April 1?	YES
6. Will the Supplemental Investment Risks Interrogatories be filed by April 1?	YES
7. Will the Accident and Health Policy Experience Exhibit be filed by April 1?	YES
JUNE FILING	
8. Will an audited financial report be filed by June 1?	YES
9. Will Accountant's Letter of Qualifications be filed with the state of domicile and electronically with the NAIC by June 1?	YES
AUGUST FILING	
10. Will the regulator-only (non-public) Communication of Internal Control Related Matters Noted in Audit be filed with the state of domicile and electronically with the NAIC (as a regulator-only non-public document) by August 1?	YES









The following supplemental reports are required to be filed as part of your annual statement filing. However, in the event that your company does not transact the type of business for which the special report must be filed, your response of NO to the specific interrogatory will be accepted in lieu of filing a "NONE" report and a bar code will be printed below. If the supplement is required of your company but is not being filed for whatever reason enter SEE EXPLANATION and provide an explanation following the interrogatory questions.

MARCH FILING	
11. Will the Medicare Supplement Insurance Experience Exhibit be filed with the state of domicile and the NAIC by March 1?	NO
12. Will the Supplemental Life data due March 1 be filed with the state of domicile and the NAIC?	NO
13. Will the Supplemental Property/Casualty data due March 1 be filed with the state of domicile and the NAIC?.....	NO
14. Will Schedule SIS (Stockholder Information Supplement) be filed with the state of domicile by March 1?.....	NO
15. Will the actuarial opinion on participating and non-participating policies as required in Interrogatories 1 and 2 on Exhibit 5 to Life Supplement be filed with the state of domicile and electronically with the NAIC by March 1?.....	NO
16. Will the actuarial opinion on non-guaranteed elements as required in Interrogatory 3 to Exhibit 5 to Life Supplement be filed with the state of domicile and electronically with the NAIC by March 1?.....	NO
17. Will the Medicare Part D Coverage Supplement be filed with the state of domicile and the NAIC by March 1?.....	NO
18. Will an approval from the reporting entity's state of domicile for relief related to the five-year rotation requirement for lead audit partner be filed electronically with the NAIC by March 1?	NO
19. Will an approval from the reporting entity's state of domicile for relief related to the one-year cooling off period for independent CPA be filed electronically with the NAIC by March 1?	NO
20. Will an approval from the reporting entity's state of domicile for relief related to the Requirements for Audit Committees be filed electronically with the NAIC by March 1?.....	NO
APRIL FILING	
21. Will the Long-Term Care Experience Reporting Forms be filed with the state of domicile and the NAIC by April 1?	NO
22. Will the Supplemental Life data due April 1 be filed with the state of domicile and the NAIC?	NO
23. Will the Supplemental Property/Casualty Insurance Expense Exhibit due April 1 be filed with any state that requires it, and, if so, the NAIC?	NO
24. Will the Supplemental Health Care Exhibit (Parts 1, 2 and 3) be filed with the state of domicile and the NAIC by April 1?	YES
25. Will the regulator only (non-public) Supplemental Health Care Exhibit's Expense Allocation Report be filed with the state of domicile and the NAIC by April 1?	YES
AUGUST FILING	
26. Will Management's Report of Internal Control Over Financial Reporting be filed with the state of domicile by August 1?	YES

Explanations:

- 11.
- 12.
- 13.
- 14.
- 15.
- 16.
- 17.
- 18.
- 19.
- 20.
- 21.
- 22.
- 23.

Bar Codes:

11. Medicare Supplement Insurance Experience Exhibit [Document Identifier 360]	
12. Life Supplement [Document Identifier 205]	
13. Property/Casualty Supplement [Document Identifier 207]	
14. SIS Stockholder Information Supplement [Document Identifier 420]	
15. Participating Opinion for Exhibit 5 [Document Identifier 371]	
16. Non-Guaranteed Opinion for Exhibit 5 [Document Identifier 370]	
17. Medicare Part D Coverage Supplement [Document Identifier 365]	
18. Relief from the five-year rotation requirement for lead audit partner [Document Identifier 224]	

SUPPLEMENTAL EXHIBITS AND SCHEDULES INTERROGATORIES

19. Relief from the one-year cooling off period for independent CPA
[Document Identifier 225]



20. Relief from the Requirements for Audit Committees [Document Identifier 226]



21. Long-Term Care Experience Reporting Forms [Document Identifier 306]



22. Life Supplement [Document Identifier 211]



23. Property/Casualty Supplement Insurance Expense Exhibit
[Document Identifier 213]



ALPHABETICAL INDEX

ANNUAL STATEMENT BLANK

Analysis of Operations By Lines of Business	7
Assets	2
Cash Flow	6
Exhibit 1 - Enrollment By Product Type for Health Business Only	17
Exhibit 2 - Accident and Health Premiums Due and Unpaid	18
Exhibit 3 - Health Care Receivables	19
Exhibit 3A - Analysis of Health Care Receivables Collected and Accrued	20
Exhibit 4 - Claims Unpaid and Incentive Pool, Withhold and Bonus	21
Exhibit 5 - Amounts Due From Parent, Subsidiaries and Affiliates	22
Exhibit 6 - Amounts Due To Parent, Subsidiaries and Affiliates	23
Exhibit 7 - Part 1 - Summary of Transactions With Providers	24
Exhibit 7 - Part 2 - Summary of Transactions With Intermediaries	24
Exhibit 8 - Furniture, Equipment and Supplies Owned	25
Exhibit of Capital Gains (Losses)	15
Exhibit of Net Investment Income	15
Exhibit of Nonadmitted Assets	16
Exhibit of Premiums, Enrollment and Utilization (State Page)	30
Five-Year Historical Data	29
General Interrogatories	27
Jurat Page	1
Liabilities, Capital and Surplus	3
Notes To Financial Statements	26
Overflow Page For Write-ins	44
Schedule A - Part 1	E01
Schedule A - Part 2	E02
Schedule A - Part 3	E03
Schedule A - Verification Between Years	SI02
Schedule B - Part 1	E04
Schedule B - Part 2	E05
Schedule B - Part 3	E06
Schedule B - Verification Between Years	SI02
Schedule BA - Part 1	E07
Schedule BA - Part 2	E08
Schedule BA - Part 3	E09
Schedule BA - Verification Between Years	SI03
Schedule D - Part 1	E10
Schedule D - Part 1A - Section 1	SI05
Schedule D - Part 1A - Section 2	SI08
Schedule D - Part 2 - Section 1	E11
Schedule D - Part 2 - Section 2	E12
Schedule D - Part 3	E13
Schedule D - Part 4	E14
Schedule D - Part 5	E15
Schedule D - Part 6 - Section 1	E16
Schedule D - Part 6 - Section 2	E16
Schedule D - Summary By Country	SI04
Schedule D - Verification Between Years	SI03
Schedule DA - Part 1	E17
Schedule DA - Verification Between Years	SI10
Schedule DB - Part A - Section 1	E18
Schedule DB - Part A - Section 2	E19
Schedule DB - Part A - Verification Between Years	SI11
Schedule DB - Part B - Section 1	E20
Schedule DB - Part B - Section 2	E21
Schedule DB - Part B - Verification Between Years	SI11
Schedule DB - Part C - Section 1	SI12
Schedule DB - Part C - Section 2	SI13
Schedule DB - Part D - Section 1	E22
Schedule DB - Part D - Section 2	E23
Schedule DB - Verification	SI14
Schedule DL - Part 1	E24
Schedule DL - Part 2	E25
Schedule E - Part 1 - Cash	E26
Schedule E - Part 2 - Cash Equivalents	E27
Schedule E - Part 3 - Special Deposits	E28
Schedule E - Verification Between Years	SI15

ANNUAL STATEMENT BLANK (Continued)

Schedule S - Part 1 - Section 2	31
Schedule S - Part 2	32
Schedule S - Part 3 - Section 2	33
Schedule S - Part 4	34
Schedule S - Part 5	35
Schedule S - Part 6.....	36
Schedule S - Part 7.....	37
Schedule T - Part 2 - Interstate Compact	39
Schedule T - Premiums and Other Considerations	38
Schedule Y - Information Concerning Activities of Insurer Members of a Holding Company Group	40
Schedule Y - Part 1A - Detail of Insurance Holding Company System	41
Schedule Y - Part 2 - Summary of Insurer's Transactions With Any Affiliates	42
Statement of Revenue and Expenses	4
Summary Investment Schedule	SI01
Supplemental Exhibits and Schedules Interrogatories	43
Underwriting and Investment Exhibit - Part 1	8
Underwriting and Investment Exhibit - Part 2	9
Underwriting and Investment Exhibit - Part 2A	10
Underwriting and Investment Exhibit - Part 2B	11
Underwriting and Investment Exhibit - Part 2C	12
Underwriting and Investment Exhibit - Part 2D	13
Underwriting and Investment Exhibit - Part 3	14