



QUARTERLY STATEMENT

As of March 31, 2017
of the Condition and Affairs of the

COMPUTER INSURANCE COMPANY

NAIC Group Code..... 0, 0 (Current Period) (Prior Period) NAIC Company Code..... 34711 Employer's ID Number..... 05-0443418

Organized under the Laws of RI State of Domicile or Port of Entry RI Country of Domicile US

Incorporated/Organized..... January 1, 1989 Commenced Business..... July 1, 1989

Statutory Home Office 100 Westminster Street, 10th Floor..... Providence RI 02903
(Street and Number) (City or Town, State, Country and Zip Code)

Main Administrative Office 76 St. Paul Street, Ste 500..... Burlington VT 802-264-4589
(Street and Number) (City or Town, State, Country and Zip Code) (Area Code) (Telephone Number)

Mail Address 76 St. Paul Street, Ste 500..... Burlington VT
(Street and Number or P. O. Box) (City or Town, State, Country and Zip Code)

Primary Location of Books and Records 76 St. Paul Street, Ste 500..... Burlington VT 802-264-4589
(Street and Number) (City or Town, State, Country and Zip Code) (Area Code) (Telephone Number)

Internet Web Site Address

Statutory Statement Contact Andrea Sweeney 802-264-4589
(Name) (Area Code) (Telephone Number) (Extension)
Andrea.Sweeney@Aon.com 802-860-0440
(E-Mail Address) (Fax Number)

OFFICERS

Name	Title	Name	Title
1. Zac Nesper	President	2. Peter A Joy	Secretary
3. Zac Nesper	Treasurer	4. Peter A Joy	Vice President




OTHER

DIRECTORS OR TRUSTEES


Margaret E. Scott Roy Bishop Peter A. Joy Pennanen Sami Zac Nesper

State of..... California
County of..... Santa Clara

The officers of this reporting entity being duly sworn, each depose and say that they are the described officers of said reporting entity, and that on the reporting period stated above, all of the herein described assets were the absolute property of the said reporting entity, free and clear from any liens or claims thereon, except as herein stated, and that this statement, together with related exhibits, schedules and explanations therein contained, annexed or referred to, is a full and true statement of all the assets and liabilities and of the condition and affairs of the said reporting entity as of the reporting period stated above, and of its income and deductions therefrom for the period ended, and have been completed in accordance with the NAIC *Annual Statement Instructions and Accounting Practices and Procedures* manual except to the extent that: (1) state law may differ; or, (2) that state rules or regulations require differences in reporting not related to accounting practices and procedures, according to the best of their information, knowledge and belief, respectively. Furthermore, the scope of this attestation by the described officers also includes the related corresponding electronic filing with the NAIC, when required, that is an exact copy (except for formatting differences due to electronic filing) of the enclosed statement. The electronic filing may be requested by various regulators in lieu of or in addition to the enclosed statement.


		
(Signature)	(Signature)	(Signature)
Zac Nesper	Peter A Joy	Zac Nesper
1. (Printed Name)	2. (Printed Name)	3. (Printed Name)
President	Secretary	Treasurer
(Title)	(Title)	(Title)

Subscribed and sworn to before me
This 3 day of May, 2017



a. Is this an original filing? Yes [X] No []

b. If no: 1. State the amendment number _____
2. Date filed _____
3. Number of pages attached _____



ASSETS

	Current Statement Date			4 December 31 Prior Year Net Admitted Assets
	1 Assets	2 Nonadmitted Assets	3 Net Admitted Assets (Cols. 1 - 2)	
1. Bonds.....			0	
2. Stocks:				
2.1 Preferred stocks.....			0	
2.2 Common stocks.....			0	
3. Mortgage loans on real estate:				
3.1 First liens.....			0	
3.2 Other than first liens.....			0	
4. Real estate:				
4.1 Properties occupied by the company (less \$.....0 encumbrances).....			0	
4.2 Properties held for the production of income (less \$.....0 encumbrances).....			0	
4.3 Properties held for sale (less \$.....0 encumbrances).....			0	
5. Cash (\$.....(39,260)), cash equivalents (\$.....0) and short-term investments (\$.....23,422,925).....	23,383,665		23,383,665	23,436,905
6. Contract loans (including \$.....0 premium notes).....			0	
7. Derivatives.....			0	
8. Other invested assets.....			0	
9. Receivables for securities.....			0	
10. Securities lending reinvested collateral assets.....			0	
11. Aggregate write-ins for invested assets.....	0	0	0	0
12. Subtotals, cash and invested assets (Lines 1 to 11).....	23,383,665	0	23,383,665	23,436,905
13. Title plants less \$.....0 charged off (for Title insurers only).....			0	
14. Investment income due and accrued.....	70		70	38
15. Premiums and considerations:				
15.1 Uncollected premiums and agents' balances in the course of collection.....			0	
15.2 Deferred premiums, agents' balances and installments booked but deferred and not yet due (including \$.....0 earned but unbilled premiums).....			0	
15.3 Accrued retrospective premiums (\$.....0) and contracts subject to redetermination (\$.....0).....			0	
16. Reinsurance:				
16.1 Amounts recoverable from reinsurers.....			0	
16.2 Funds held by or deposited with reinsured companies.....			0	
16.3 Other amounts receivable under reinsurance contracts.....			0	
17. Amounts receivable relating to uninsured plans.....			0	
18.1 Current federal and foreign income tax recoverable and interest thereon.....			0	
18.2 Net deferred tax asset.....			0	
19. Guaranty funds receivable or on deposit.....			0	
20. Electronic data processing equipment and software.....			0	
21. Furniture and equipment, including health care delivery assets (\$.....0).....			0	
22. Net adjustment in assets and liabilities due to foreign exchange rates.....			0	
23. Receivables from parent, subsidiaries and affiliates.....			0	
24. Health care (\$.....0) and other amounts receivable.....			0	
25. Aggregate write-ins for other than invested assets.....	2,084	0	2,084	2,084
26. Total assets excluding Separate Accounts, Segregated Accounts and Protected Cell Accounts (Lines 12 through 25).....	23,385,819	0	23,385,819	23,439,027
27. From Separate Accounts, Segregated Accounts and Protected Cell Accounts.....			0	
28. Total (Lines 26 and 27).....	23,385,819	0	23,385,819	23,439,027

DETAILS OF WRITE-INS

1101.....			0	
1102.....			0	
1103.....			0	
1198. Summary of remaining write-ins for Line 11 from overflow page.....	0	0	0	0
1199. Totals (Lines 1101 thru 1103 plus 1198) (Line 11 above).....	0	0	0	0
2501. Miscellaneous Receivables.....	2,084		2,084	2,084
2502.....			0	
2503.....			0	
2598. Summary of remaining write-ins for Line 25 from overflow page.....	0	0	0	0
2599. Totals (Lines 2501 thru 2503 plus 2598) (Line 25 above).....	2,084	0	2,084	2,084

LIABILITIES, SURPLUS AND OTHER FUNDS

	1 Current Statement Date	2 December 31 Prior Year
1. Losses (current accident year \$.....0).....		
2. Reinsurance payable on paid losses and loss adjustment expenses.....		
3. Loss adjustment expenses.....		
4. Commissions payable, contingent commissions and other similar charges.....		
5. Other expenses (excluding taxes, licenses and fees).....	1,508	4,058
6. Taxes, licenses and fees (excluding federal and foreign income taxes).....		
7.1 Current federal and foreign income taxes (including \$.....0 on realized capital gains (losses)).....	(527,513)	(509,782)
7.2 Net deferred tax liability.....		
8. Borrowed money \$.....0 and interest thereon \$.....0.....		
9. Unearned premiums (after deducting unearned premiums for ceded reinsurance of \$.....0 and including warranty reserves of \$.....0 and accrued accident and health experience rating refunds including \$.....0 for medical loss ratio rebate per the Public Health Service Act).....		
10. Advance premium.....		
11. Dividends declared and unpaid:		
11.1 Stockholders.....		
11.2 Policyholders.....		
12. Ceded reinsurance premiums payable (net of ceding commissions).....		
13. Funds held by company under reinsurance treaties.....		
14. Amounts withheld or retained by company for account of others.....		
15. Remittances and items not allocated.....		
16. Provision for reinsurance (including \$.....0 certified).....		
17. Net adjustments in assets and liabilities due to foreign exchange rates.....		
18. Drafts outstanding.....		
19. Payable to parent, subsidiaries and affiliates.....		
20. Derivatives.....		
21. Payable for securities.....		
22. Payable for securities lending.....		
23. Liability for amounts held under uninsured plans.....		
24. Capital notes \$.....0 and interest thereon \$.....0.....		
25. Aggregate write-ins for liabilities.....	0	0
26. Total liabilities excluding protected cell liabilities (Lines 1 through 25).....	(526,005)	(505,724)
27. Protected cell liabilities.....		
28. Total liabilities (Lines 26 and 27).....	(526,005)	(505,724)
29. Aggregate write-ins for special surplus funds.....	0	0
30. Common capital stock.....	2,500,000	2,500,000
31. Preferred capital stock.....		
32. Aggregate write-ins for other than special surplus funds.....	0	0
33. Surplus notes.....		
34. Gross paid in and contributed surplus.....	7,500,000	7,500,000
35. Unassigned funds (surplus).....	13,911,824	13,944,751
36. Less treasury stock, at cost:		
36.10.000 shares common (value included in Line 30 \$.....0).....		
36.20.000 shares preferred (value included in Line 31 \$.....0).....		
37. Surplus as regards policyholders (Lines 29 to 35, less 36).....	23,911,824	23,944,751
38. Totals (Page 2, Line 28, Col. 3).....	23,385,819	23,439,027

DETAILS OF WRITE-INS

2501.		
2502.		
2503.		
2598. Summary of remaining write-ins for Line 25 from overflow page.....	0	0
2599. Totals (Lines 2501 thru 2503 plus 2598) (Line 25 above).....	0	0
2901.		
2902.		
2903.		
2998. Summary of remaining write-ins for Line 29 from overflow page.....	0	0
2999. Totals (Lines 2901 thru 2903 plus 2998) (Line 29 above).....	0	0
3201.		
3202.		
3203.		
3298. Summary of remaining write-ins for Line 32 from overflow page.....	0	0
3299. Totals (Lines 3201 thru 3203 plus 3298) (Line 32 above).....	0	0

STATEMENT OF INCOME

	1 Current Year to Date	2 Prior Year to Date	3 Prior Year Ended December 31
UNDERWRITING INCOME			
1. Premiums earned:			
1.1 Direct..... (written \$.....0).....			
1.2 Assumed..... (written \$.....0).....			
1.3 Ceded..... (written \$.....0).....			
1.4 Net..... (written \$.....0).....	.0	.0	.0
DEDUCTIONS:			
2. Losses incurred (current accident year \$.....0):			
2.1 Direct.....			
2.2 Assumed.....			
2.3 Ceded.....			
2.4 Net.....	.0	.0	.0
3. Loss adjustment expenses incurred.....			
4. Other underwriting expenses incurred.....	67,854	64,682	243,566
5. Aggregate write-ins for underwriting deductions.....	.0	.0	.0
6. Total underwriting deductions (Lines 2 through 5).....	67,854	64,682	243,566
7. Net income of protected cells.....			
8. Net underwriting gain (loss) (Line 1 minus Line 6 + Line 7).....	(67,854)	(64,682)	(243,566)
INVESTMENT INCOME			
9. Net investment income earned.....	17,196	3,884	34,200
10. Net realized capital gains (losses) less capital gains tax of \$.....0.....			
11. Net investment gain (loss) (Lines 9 + 10).....	17,196	3,884	34,200
OTHER INCOME			
12. Net gain or (loss) from agents' or premium balances charged off (amount recovered \$.....0 amount charged off \$.....0).....	.0		
13. Finance and service charges not included in premiums.....			
14. Aggregate write-ins for miscellaneous income.....	.0	.0	.0
15. Total other income (Lines 12 through 14).....	.0	.0	.0
16. Net income before dividends to policyholders, after capital gains tax and before all other federal and foreign income taxes (Lines 8 + 11 + 15).....	(50,658)	(60,798)	(209,366)
17. Dividends to policyholders.....			
18. Net income, after dividends to policyholders, after capital gains tax and before all other federal and foreign income taxes (Line 16 minus Line 17).....	(50,658)	(60,798)	(209,366)
19. Federal and foreign income taxes incurred.....	(17,731)	(21,279)	(73,278)
20. Net income (Line 18 minus Line 19) (to Line 22).....	(32,927)	(39,519)	(136,088)
CAPITAL AND SURPLUS ACCOUNT			
21. Surplus as regards policyholders, December 31 prior year.....	23,944,751	24,080,839	24,080,839
22. Net income (from Line 20).....	(32,927)	(39,519)	(136,088)
23. Net transfers (to) from Protected Cell accounts.....			
24. Change in net unrealized capital gains or (losses) less capital gains tax of \$.....0.....			
25. Change in net unrealized foreign exchange capital gain (loss).....			
26. Change in net deferred income tax.....			
27. Change in nonadmitted assets.....			
28. Change in provision for reinsurance.....			
29. Change in surplus notes.....			
30. Surplus (contributed to) withdrawn from protected cells.....			
31. Cumulative effect of changes in accounting principles.....			
32. Capital changes:			
32.1 Paid in.....			
32.2 Transferred from surplus (Stock Dividend).....			
32.3 Transferred to surplus.....			
33. Surplus adjustments:			
33.1 Paid in.....			
33.2 Transferred to capital (Stock Dividend).....			
33.3 Transferred from capital.....			
34. Net remittances from or (to) Home Office.....			
35. Dividends to stockholders.....			
36. Change in treasury stock.....			
37. Aggregate write-ins for gains and losses in surplus.....	.0	.0	.0
38. Change in surplus as regards policyholders (Lines 22 through 37).....	(32,927)	(39,519)	(136,088)
39. Surplus as regards policyholders, as of statement date (Lines 21 plus 38).....	23,911,824	24,041,320	23,944,751

DETAILS OF WRITE-INS			
0501.			
0502.			
0503.			
0598. Summary of remaining write-ins for Line 5 from overflow page.....	.0	.0	.0
0599. Totals (Lines 0501 thru 0503 plus 0598) (Line 5 above).....	.0	.0	.0
1401.			
1402.			
1403.			
1498. Summary of remaining write-ins for Line 14 from overflow page.....	.0	.0	.0
1499. Totals (Lines 1401 thru 1403 plus 1498) (Line 14 above).....	.0	.0	.0
3701.			
3702.			
3703.			
3798. Summary of remaining write-ins for Line 37 from overflow page.....	.0	.0	.0
3799. Totals (Lines 3701 thru 3703 plus 3798) (Line 37 above).....	.0	.0	.0

Statement for March 31, 2017 of the **COMPUTER INSURANCE COMPANY**
CASH FLOW

	1 Current Year to Date	2 Prior Year To Date	3 Prior Year Ended December 31
CASH FROM OPERATIONS			
1. Premiums collected net of reinsurance.....			
2. Net investment income.....	17,164	3,872	34,165
3. Miscellaneous income.....			
4. Total (Lines 1 through 3).....	17,164	3,872	34,165
5. Benefit and loss related payments.....			
6. Net transfers to Separate Accounts, Segregated Accounts and Protected Cell Accounts.....			
7. Commissions, expenses paid and aggregate write-ins for deductions.....	70,404	63,869	243,958
8. Dividends paid to policyholders.....			
9. Federal and foreign income taxes paid (recovered) net of \$.....0 tax on capital gains (losses).....			
10. Total (Lines 5 through 9).....	70,404	63,869	243,958
11. Net cash from operations (Line 4 minus Line 10).....	(53,240)	(59,997)	(209,793)
CASH FROM INVESTMENTS			
12. Proceeds from investments sold, matured or repaid:			
12.1 Bonds.....			
12.2 Stocks.....			
12.3 Mortgage loans.....			
12.4 Real estate.....			
12.5 Other invested assets.....			
12.6 Net gains or (losses) on cash, cash equivalents and short-term investments.....			
12.7 Miscellaneous proceeds.....			
12.8 Total investment proceeds (Lines 12.1 to 12.7).....	0	0	0
13. Cost of investments acquired (long-term only):			
13.1 Bonds.....			
13.2 Stocks.....			
13.3 Mortgage loans.....			
13.4 Real estate.....			
13.5 Other invested assets.....			
13.6 Miscellaneous applications.....			
13.7 Total investments acquired (Lines 13.1 to 13.6).....	0	0	0
14. Net increase or (decrease) in contract loans and premium notes.....			
15. Net cash from investments (Line 12.8 minus Line 13.7 and Line 14).....	0	0	0
CASH FROM FINANCING AND MISCELLANEOUS SOURCES			
16. Cash provided (applied):			
16.1 Surplus notes, capital notes.....			
16.2 Capital and paid in surplus, less treasury stock.....			
16.3 Borrowed funds.....			
16.4 Net deposits on deposit-type contracts and other insurance liabilities.....			
16.5 Dividends to stockholders.....			
16.6 Other cash provided (applied).....		125	
17. Net cash from financing and miscellaneous sources (Lines 16.1 through 16.4 minus Line 16.5 plus Line 16.6).....	0	125	0
RECONCILIATION OF CASH, CASH EQUIVALENTS AND SHORT-TERM INVESTMENTS			
18. Net change in cash, cash equivalents and short-term investments (Line 11 plus Line 15 plus Line 17).....	(53,240)	(59,872)	(209,793)
19. Cash, cash equivalents and short-term investments:			
19.1 Beginning of year.....	23,436,905	23,646,698	23,646,698
19.2 End of period (Line 18 plus Line 19.1).....	23,383,665	23,586,826	23,436,905

Note: Supplemental disclosures of cash flow information for non-cash transactions:

20.0001			
---------------	--	--	--

NOTES TO FINANCIAL STATEMENTS**Note 1 – Summary of Significant Accounting Policies and Going Concern**

Computer Insurance Company (the Company), domiciled in the State of Rhode Island, is a wholly owned subsidiary of HP Inc. (the Parent) and is licensed in 24 states. The Company currently has no underwriting activity. Starting in 2012, management elected to suspend all underwriting activity while various options are explored to utilize the Company's underwriting capacity to compliment the Parent's global risk management and marketing goals and objectives. Underwriting activity in the more recent years (prior to 2012) was limited to inland marine business for the Parent's customers. Prior to 2002, the Company was a wholly owned subsidiary of Compaq Financial Services, which was wholly owned by Compaq Computer Corporation (Compaq). On May 3, 2002, Compaq entered into a merger agreement with the Parent. As a result of the merger, Compaq Financial Services became known as Hewlett-Packard Financial Services, and a wholly owned subsidiary of the Parent, a California-based, Delaware Corporation.

As a result of Hewlett-Packard Company's separation from Hewlett Packard Enterprise Company on October 31, 2015, Hewlett Packard Company changed its name to HP Inc.

A. Accounting Practices

The accompanying financial statements have been prepared in conformity with accounting practices prescribed or permitted by the Department of Business Regulation, Insurance Division by the State of Rhode Island.

	SSAP #	F/S Page	F/S Line #	Current Period	2016
NET INCOME					
(1) COMPUTER INSURANCE COMPANY state basis (Page 4, Line 20, Columns 1 & 2)	XXX	XXX	XXX	\$ (32,927)	\$ (136,088)
(2) State Prescribed Practice that is an increase/(decrease) from NAIC SAP					
(3) State Permitted Practice that is an increase/(decrease) from NAIC SAP					
(4) NAIC SAP (1 – 2 – 3 = 4)	XXX	XXX	XXX	\$ (32,927)	\$ (136,088)
SURPLUS					
(5) COMPUTER INSURANCE COMPANY state basis (Page 3, line 37, Columns 1 & 2)	XXX	XXX	XXX	\$ 23,911,824	\$ 23,944,751
(6) State Prescribed Practice that is an increase/(decrease) from NAIC SAP					
(7) State Permitted Practice that is an increase/(decrease) from NAIC SAP					
(8) NAIC SAP (5 – 6 – 7 = 8)	XXX	XXX	XXX	\$ 23,911,824	\$ 23,944,751

B. Use of Estimates in the Preparation of the Financial Statement

No significant changes

C. Accounting Policy

No significant changes

D. Going Concern

No significant changes

Note 2 – Accounting Changes and Corrections of Errors

No significant changes

Note 3 – Business Combinations and Goodwill

No significant changes

Note 4 – Discontinued Operations

No significant changes

Note 5 – Investments**A. Mortgage Loans, including Mezzanine Real Estate Loans**

The Company has no investments in mortgage loans.

B. Debt Restructuring

The Company has no investments in debt restructuring.

C. Reverse Mortgages

The Company has no investments in reverse mortgages.

D. Loan-Backed Securities

The Company has no investments in loan-backed securities.

NOTES TO FINANCIAL STATEMENTS**E. Repurchase Agreements and/or Securities Lending Transactions**

The Company has an account with Bank of America under a repurchase agreement that holds Federal National Mortgage Association securities.

F. Real Estate

The Company did not invest in real estate during the period.

G. Investments in Low-Income Housing Trade Credits (LIHTC)

The Company did not participate in low-income housing tax credits during the period.

H. Restricted Assets**(1) Restricted Assets (Including Pledged)**

Restricted Asset Category	Gross (Admitted & Nonadmitted) Restricted					Current		Period			
	Current		Period		6	7	8	9	Percentage		
	1	2	3	4					5	10	11
	Total General Account (G/A)	G/A Supporting Protected Cell Account Activity (a)	Total Protected Cell Account Restricted Assets	Protected Cell Account Assets Supporting G/A Activity (b)	Total (1 plus 3)	Total From Prior Year	Increase/ (Decrease) (5 minus 6)	Total Nonadmitted Restricted	Total Admitted Restricted (5 minus 8)	Gross (Admitted & Nonadmitted) Restricted to Total Assets (c)	Admitted Restricted to Total Admitted Assets (d)
a. Subject to contractual obligation for which liability is not shown											
b. Collateral held under security lending arrangements											
c. Subject to repurchase agreements	4,483,143				4,483,143	4,552,982	(69,839)	4,483,143		19.170	
d. Subject to reverse repurchase agreements											
e. Subject to dollar repurchase agreements											
f. Subject to dollar reverse repurchase agreements											
g. Placed under option contracts											
h. Letter stock or securities restricted as to sale – excluding FHLB capital stock											
i. FHLB capital stock											
j. On deposit with states	2,207,725				2,207,725	2,205,966	1,759	2,207,725		9.440	
k. On deposit with other regulatory bodies											
l. Pledged as collateral to FHLB (including assets backing funding agreements)											
m. Pledged as collateral not captured in other categories											
n. Other restricted assets											
o. Total Restricted Assets	\$ 6,690,868	\$	\$	\$	\$ 6,690,868	\$ 6,758,948	\$ (68,080)	6,690,868	\$	28.611	%

(a) Subset of column 1

(b) Subset of column 3

(c) Column 5 divided by Asset Page, Column 1, Line 28

(d) Column 9 divided by Asset Page, Column 3, Line 28

(2) Detail of Assets Pledged as Collateral Not Captured in Other Categories (Contracts that Share Similar Characteristics, Such as Reinsurance and Derivatives, are Reported in the Aggregate)

Not Applicable.

(3) Detail of Other Restricted Assets (Contracts that Share Similar Characteristics, such as Reinsurance and Derivatives, are Reported in the Aggregate)

Not Applicable.

(4) Collateral Received and Reflected as Assets Within the Reporting Entity's Financial Statements

Not Applicable.

NOTES TO FINANCIAL STATEMENTS

I. Working Capital Finance Investments

The Company does not have any working capital finance investments.

J. Offsetting and Netting of Assets and Liabilities

The Company does not have any offsetting and netting of assets and liabilities.

K. Structured Notes

The Company does not have any structured notes.

L. 5* Securities

Not Applicable.

Note 6 – Joint Ventures, Partnerships and Limited Liability Companies

No significant changes

Note 7 – Investment Income

No significant changes

Note 8 – Derivative Instruments

No significant changes

Note 9 – Income Taxes

A. Deferred Tax Assets/(Liabilities)

No significant changes

B. Deferred Tax Liabilities Not Recognized

No significant changes

C. Current and Deferred Income Taxes

(1) Current Income Tax

	1	2	3
	Current Period	Prior Year	(Col 1-2) Change
a. Federal	\$ (17,731)	\$ (73,278)	\$ 55,547
b. Foreign			
c. Subtotal	\$ (17,731)	\$ (73,278)	\$ 55,547
d. Federal income tax on net capital gains			
e. Utilization of capital loss carry-forwards			
f. Other			
g. Federal and Foreign income taxes incurred	\$ (17,731)	\$ (73,278)	\$ 55,547

(2) Deferred Tax Assets
No significant changes

(3) Deferred Tax Liabilities

No significant changes

D. Reconciliation of Federal Income Tax Rate to Actual Effective Rate

No significant changes

E. Operating Loss and Tax Credit Carryforwards and Protective Tax Deposits

At end of current period, 2017, the Company had \$527,513 of unused operating loss carry-forwards available to offset against future taxable income.

The following is income tax expense for Current Period and Prior Year that is available for recoupment in the event of future net losses:

Year	Amount
2017	\$ (17,731)
2016	\$ (73,278)
2015	\$ (102,246)
2014	\$ (103,384)
2013	\$ (97,202)
2012	\$ (127,307)
2011	\$ (6,365)

The Company did not have any protective tax deposits under Section 6603 of the Internal Revenue Code.

NOTES TO FINANCIAL STATEMENTS**F. Consolidated Federal Income Tax Return**

(1) The Company's federal income tax return is consolidated with the following entities:

HP, Inc.

(2) The method of allocation among companies is subject to a written agreement, approved by the Board of Directors, whereby allocation is made primarily on a separate return basis with current credit for any net operating losses or other items utilized in the consolidated tax return. Intercompany tax balances are settled monthly.

G. Federal or Foreign Federal Income Tax Loss Contingencies

The Company does not have any tax loss contingencies for which it is reasonably possible that the total liability will significantly increase within twelve months of the reporting date.

Note 10 – Information Concerning Parent, Subsidiaries, Affiliates and Other Related Parties

No significant changes

Note 11 – Debt

No significant changes

Note 12 – Retirement Plans, Deferred Compensation, Postemployment Benefits and Compensated Absences and Other Postretirement Benefit Plans

No significant changes

Note 13 – Capital and Surplus, Dividend Restrictions and Quasi-Reorganizations

No significant changes

Note 14 – Liabilities, Contingencies and Assessments

No significant changes

Note 15 – Leases

No significant changes

Note 16 – Information about Financial Instruments with Off-Balance Sheet Risk and Financial Instruments with Concentrations of Credit Risk

No significant changes

Note 17 – Sale, Transfer and Servicing of Financial Assets and Extinguishments of Liabilities

No significant changes

Note 18 – Gain or Loss to the Reporting Entity from Uninsured Plans and the Portion of Partially Insured Plans

No significant changes

Note 19 – Direct Premium Written/Produced by Managing General Agents/Third Party Administrators

No significant changes

Note 20 – Fair Value Measurements

A.

(1) Fair Value Measurements at Reporting Date

The Company holds only Level 1 assets and liabilities, defined as having a valuation based on unadjusted quoted prices in active markets for identical assets or liabilities that the Company has the ability to access. Since valuations are based on quoted prices that are readily and regularly available in an active market, valuation of these products does not entail a significant degree of judgment. The Company's level one assets as of 03/31/17 are:

	Level 1	Level 2	Level 3	Total
Assets at Fair Value				
Short-term investments	\$ 23,383,665	\$	\$	\$ 23,383,665
Total	\$ 23,383,665	\$	\$	\$ 23,383,665

(2) Fair Value Measurements in (Level 3) of the Fair Value Hierarchy

The Company does not have any fair value measurements categorized within Level 3.

(3) The Company has had no transfers between levels recognized. The Company held only level 1 assets and liabilities for quarter ending March 31, 2017 and December 31, 2016.

(4) The Company has no fair value measurements categorized within Level 2 or 3.

(5) The Company does not invest in either derivative assets or liabilities as of March 31, 2017.

NOTES TO FINANCIAL STATEMENTS**B. Other Fair Value Measurements**

The Company has no further information to disclose in regards to fair value measurement.

C.

Type of Financial Instrument	Aggregate Fair Value	Admitted Assets	(Level 1)	(Level 2)	(Level 3)	Not Practicable (Carrying Value)
Short-term investments	\$ 23,383,665	\$ 23,383,665	\$ 23,383,665	\$	\$	\$

D. Not Practicable to Estimate Fair Value

Not applicable, all financial instruments have disclosed estimated fair values.

Note 21 – Other Items

No significant changes

Note 22 – Events Subsequent

There were no events occurring subsequent to March 31, 2017 through the date of this filing meriting disclosure.

Note 23 – Reinsurance

No significant changes

Note 24 – Retrospectively Rated Contracts and Contracts Subject to Redetermination

No significant changes

Note 25 – Change in Incurred Losses and Loss Adjustment Expenses

No significant changes

Note 26 – Intercompany Pooling Arrangements

No significant changes

Note 27 – Structured Settlements

No significant changes

Note 28 – Health Care Receivables

No significant changes

Note 29 – Participating policies

No significant changes

Note 30 – Premium Deficiency Reserves

No significant changes

Note 31 – High Deductibles

No significant changes

Note 32 – Discounting of Liabilities for Unpaid Losses or Unpaid Loss Adjustment Expenses

No significant changes

Note 33 – Asbestos/Environmental Reserves

No significant changes

Note 34 – Subscriber Savings Accounts

No significant changes

Note 35 – Multiple Peril Crop Insurance

No significant changes

Note 36 – Financial Guaranty Insurance

No significant changes

GENERAL INTERROGATORIES

PART 1 - COMMON INTERROGATORIES

GENERAL

- 1.1 Did the reporting entity experience any material transactions requiring the filing of Disclosure of Material Transactions with the State of Domicile, as required by the Model Act? Yes [] No [X]
- 1.2 If yes, has the report been filed with the domiciliary state? Yes [] No []
- 2.1 Has any change been made during the year of this statement in the charter, by-laws, articles of incorporation, or deed of settlement of the reporting entity? Yes [] No [X]
- 2.2 If yes, date of change: _____
- 3.1 Is the reporting entity a member of an Insurance Holding Company System consisting of two or more affiliated persons, one or more of which is an insurer? If yes, complete Schedule Y, Parts 1 and 1A. Yes [X] No []
- 3.2 Have there been any substantial changes in the organizational chart since the prior quarter end? Yes [] No [X]
- 3.3 If the response to 3.2 is yes, provide a brief description of those changes.
- 4.1 Has the reporting entity been a party to a merger or consolidation during the period covered by this statement? Yes [] No [X]
- 4.2 If yes, provide name of entity, NAIC Company Code, and state of domicile (use two letter state abbreviation) for any entity that has ceased to exist as a result of the merger or consolidation.

1 Name of Entity	2 NAIC Company Code	3 State of Domicile

5. If the reporting entity is subject to a management agreement, including third-party administrator(s), managing general agent(s), attorney-in-fact, or similar agreement, have there been any significant changes regarding the terms of the agreement or principals involved? If yes, attach an explanation. Yes [] No [X] N/A []
- 6.1 State as of what date the latest financial examination of the reporting entity was made or is being made. 12/31/2014
- 6.2 State the as of date that the latest financial examination report became available from either the state of domicile or the reporting entity. This date should be the date of the examined balance sheet and not the date the report was completed or released. 12/31/2014
- 6.3 State as of what date the latest financial examination report became available to other states or the public from either the state of domicile or the reporting entity. This is the release date or completion date of the examination report and not the date of the examination (balance sheet date). 10/02/2015
- 6.4 By what department or departments?
- 6.5 Have all financial statement adjustments within the latest financial examination report been accounted for in a subsequent financial statement filed with Departments? Yes [] No [] N/A [X]
- 6.6 Have all of the recommendations within the latest financial examination report been complied with? Yes [X] No [] N/A []
- 7.1 Has this reporting entity had any Certificates of Authority, licenses or registrations (including corporate registration, if applicable) suspended or revoked by any governmental entity during the reporting period? Yes [] No [X]
- 7.2 If yes, give full information:
- 8.1 Is the company a subsidiary of a bank holding company regulated with the Federal Reserve Board? Yes [] No [X]
- 8.2 If response to 8.1 is yes, please identify the name of the bank holding company.

- 8.3 Is the company affiliated with one or more banks, thrifts or securities firms? Yes [] No [X]
- 8.4 If the response to 8.3 is yes, please provide below the names and location (city and state of the main office) of any affiliates regulated by a federal regulatory services agency [i.e. the Federal Reserve Board (FRB), the Office of the Comptroller of the Currency (OCC), the Federal Deposit Insurance Corporation (FDIC) and the Securities Exchange Commission (SEC)] and identify the affiliate's primary federal regulator].

1 Affiliate Name	2 Location (City, State)	3 FRB	4 OCC	5 FDIC	6 SEC

- 9.1 Are the senior officers (principal executive officer, principal financial officer, principal accounting officer or controller, or persons performing similar functions) of the reporting entity subject to a code of ethics, which includes the following standards? Yes [X] No []
- (a) Honest and ethical conduct, including the ethical handling of actual or apparent conflicts of interest between personal and professional relationships;
- (b) Full, fair, accurate, timely and understandable disclosure in the periodic reports required to be filed by the reporting entity;
- (c) Compliance with applicable governmental laws, rules and regulations;
- (d) The prompt internal reporting of violations to an appropriate person or persons identified in the code; and
- (e) Accountability for adherence to the code.
- 9.11 If the response to 9.1 is No, please explain:
- 9.2 Has the code of ethics for senior managers been amended? Yes [] No [X]
- 9.21 If the response to 9.2 is Yes, provide information related to amendment(s).
- 9.3 Have any provisions of the code of ethics been waived for any of the specified officers? Yes [] No [X]
- 9.31 If the response to 9.3 is Yes, provide the nature of any waiver(s).

FINANCIAL

GENERAL INTERROGATORIES

PART 1 - COMMON INTERROGATORIES

- 10.1 Does the reporting entity report any amounts due from parent, subsidiaries or affiliates on Page 2 of this statement? Yes [] No [X]
- 10.2 If yes, indicate any amounts receivable from parent included in the Page 2 amount: \$ 0

INVESTMENT

- 11.1 Were any of the stocks, bonds, or other assets of the reporting entity loaned, placed under option agreement, or otherwise made available for use by another person? (Exclude securities under securities lending agreements.) Yes [X] No []
- 11.2 If yes, give full and complete information relating thereto:
The Bank of America Checking Account is subject to a repurchase agreement
12. Amount of real estate and mortgages held in other invested assets in Schedule BA: \$ 0
13. Amount of real estate and mortgages held in short-term investments: \$ 0
- 14.1 Does the reporting entity have any investments in parent, subsidiaries and affiliates? Yes [] No [X]
- 14.2 If yes, please complete the following:

	1 Prior Year End Book/Adjusted Carrying Value	2 Current Quarter Book/Adjusted Carrying Value
14.21 Bonds	\$ 0	\$ 0
14.22 Preferred Stock	0	0
14.23 Common Stock	0	0
14.24 Short-Term Investments	0	0
14.25 Mortgage Loans on Real Estate	0	0
14.26 All Other	0	0
14.27 Total Investment in Parent, Subsidiaries and Affiliates (Subtotal Lines 14.21 to 14.26)	\$ 0	\$ 0
14.28 Total Investment in Parent included in Lines 14.21 to 14.26 above	\$ 0	\$ 0

- 15.1 Has the reporting entity entered into any hedging transactions reported on Schedule DB? Yes [] No [X]
- 15.2 If yes, has a comprehensive description of the hedging program been made available to the domiciliary state? Yes [] No [X]
- If no, attach a description with this statement.

16. For the reporting entity's security lending program, state the amount of the following as of current statement date:

- 16.1 Total fair value of reinvested collateral assets reported on Schedule DL, Parts 1 and 2: \$ 0
- 16.2 Total book adjusted/carrying value of reinvested collateral assets reported on Schedule DL, Parts 1 and 2: \$ 0
- 16.3 Total payable for securities lending reported on the liability page: \$ 0

17. Excluding items in Schedule E-Part 3-Special Deposits, real estate, mortgage loans and investments held physically in the reporting entity's offices, vaults or safety deposit boxes, were all stocks, bonds and other securities, owned throughout the current year held pursuant to a custodial agreement with a qualified bank or trust company in accordance with Section 1, III - General Examination Considerations, F. Outsourcing of Critical Functions, Custodial or Safekeeping Agreements of the NAIC *Financial Condition Examiners Handbook*? Yes [X] No []

17.1 For all agreements that comply with the requirements of the NAIC *Financial Condition Examiners Handbook*, complete the following:

1 Name of Custodian(s)	2 Custodian Address
Bank of America	Dallas, Texas

17.2 For all agreements that do not comply with the requirements of the NAIC *Financial Condition Examiners Handbook*, provide the name, location and a complete explanation:

1 Name(s)	2 Location(s)	3 Complete Explanation(s)

- 17.3 Have there been any changes, including name changes, in the custodian(s) identified in 17.1 during the current quarter? Yes [] No [X]

17.4 If yes, give full and complete information relating thereto:

1 Old Custodian	2 New Custodian	3 Date of Change	4 Reason

17.5 Investment management – Identify all investment advisors, investment managers, broker/dealers, including individuals that have the authority to make investment decisions on behalf of the reporting entity. For assets that are managed internally by employees of the reporting entity, note as such ["...that have access to the investment accounts", "handle securities"].

1 Name of Firm or Individual	2 Affiliation

- 17.5097 For those firms/individuals listed in the table for Question 17.5, do any firms/individuals unaffiliated with the reporting entity (i.e., designated with a "U") manage more than 10% of the reporting entity's assets? Yes [] No []

- 17.5098 For firms/individuals unaffiliated with the reporting entity (i.e., designated with a "U") listed in the table for Question 17.5, does the total assets under management aggregate to more than 50% of the reporting entity's assets? Yes [] No []

17.6 For those firms or individuals listed in the table for 17.5 with an affiliation code of "A" (affiliated) or "U" (unaffiliated), provide the information for the table below.

1 Central Registration Depository Number	2 Name of Firm or Individual	3 Legal Entity Identifier (LEI)	4 Registered With	5 Investment Management Agreement (IMA) Filed

- 18.1 Have all the filing requirements of the *Purposes and Procedures Manual of the NAIC Investment Analysis Office* been followed? Yes [X] No []

18.2 If no, list exceptions:

GENERAL INTERROGATORIES

PART 1 - COMMON INTERROGATORIES

GENERAL INTERROGATORIES (continued)

PART 2 – PROPERTY & CASUALTY INTERROGATORIES

1. If the reporting entity is a member of a pooling arrangement, did the agreement or the reporting entity's participation change? Yes [] No [] N/A [X]
 If yes, attach an explanation.

2. Has the reporting entity reinsured any risk with any other reporting entity and agreed to release such entity from liability, in whole or in part, from any loss that may occur on the risk, or portion thereof, reinsured? Yes [] No [X]
 If yes, attach an explanation.

3.1 Have any of the reporting entity's primary reinsurance contracts been canceled? Yes [] No [X]

3.2 If yes, give full and complete information thereto:

4.1 Are any of the liabilities for unpaid losses and loss adjustment expenses other than certain workers' compensation tabular reserves (see *Annual Statement Instructions* pertaining to disclosure of discounting for definition of "tabular reserves,") discounted at a rate of interest greater than zero? Yes [] No [X]

4.2 If yes, complete the following schedule:

1 Line of Business	2 Maximum Interest	3 Disc. Rate	Total Discount				Discount Taken During Period			
			4 Unpaid Losses	5 Unpaid LAE	6 IBNR	7 Total	8 Unpaid Losses	9 Unpaid LAE	10 IBNR	11 Total
	0.000	0.000	0	0	0	0	0	0	0	0
Total	XXX	XXX	0	0	0	0	0	0	0	0

5.1 Operating Percentages:

5.1 A&H loss percent	0.000%
5.2 A&H cost containment percent	0.000%
5.3 A&H expense percent excluding cost containment expenses	0.000%

6.1 Do you act as a custodian for health savings accounts? Yes [] No [X]

6.2 If yes, please provide the amount of custodial funds held as of the reporting date. \$ 0

6.3 Do you act as an administrator for health savings accounts? Yes [] No [X]

6.4 If yes, please provide the amount of funds administered as of the reporting date. \$ 0

SCHEDULE F - CEDED REINSURANCE

Showing All New Reinsurers - Current Year to Date

1 NAIC Company Code	2 ID Number	3 Name of Reinsurer	4 Domiciliary Jurisdiction	5 Type of Reinsurer	6 Certified Reinsurer Rating (1 through 6)	7 Effective Date of Certified Reinsurer Rating
------------------------------	----------------	------------------------	----------------------------------	---------------------------	---	--

NONE

SCHEDULE T - EXHIBIT OF PREMIUMS WRITTEN

Current Year to Date - Allocated by States and Territories

States, Etc.	1	Direct Premiums Written		Direct Losses Paid (Deducting Salvage)		Direct Losses Unpaid	
		Active Status	2 Current Year to Date	3 Prior Year to Date	4 Current Year to Date	5 Prior Year to Date	6 Current Year to Date
1. Alabama.....AL	N..						
2. Alaska.....AK	N..						
3. Arizona.....AZ	L..						
4. Arkansas.....AR	N..						
5. California.....CA	L..						
6. Colorado.....CO	N..						
7. Connecticut.....CT	L..						
8. Delaware.....DE	N..						
9. District of Columbia.....DC	L..						
10. Florida.....FL	L..						
11. Georgia.....GA	L..						
12. Hawaii.....HI	N..						
13. Idaho.....ID	N..						
14. Illinois.....IL	L..						
15. Indiana.....IN	L..						
16. Iowa.....IA	N..						
17. Kansas.....KS	N..						
18. Kentucky.....KY	N..						
19. Louisiana.....LA	N..						
20. Maine.....ME	L..						
21. Maryland.....MD	N..						
22. Massachusetts.....MA	L..						
23. Michigan.....MI	L..						
24. Minnesota.....MN	L..						
25. Mississippi.....MS	N..						
26. Missouri.....MO	L..						
27. Montana.....MT	N..						
28. Nebraska.....NE	N..						
29. Nevada.....NV	N..						
30. New Hampshire.....NH	L..						
31. New Jersey.....NJ	L..						
32. New Mexico.....NM	N..						
33. New York.....NY	L..						
34. North Carolina.....NC	L..						
35. North Dakota.....ND	N..						
36. Ohio.....OH	L..						
37. Oklahoma.....OK	N..						
38. Oregon.....OR	N..						
39. Pennsylvania.....PA	L..						
40. Rhode Island.....RI	L..						
41. South Carolina.....SC	N..						
42. South Dakota.....SD	N..						
43. Tennessee.....TN	L..						
44. Texas.....TX	L..						
45. Utah.....UT	N..						
46. Vermont.....VT	L..						
47. Virginia.....VA	N..						
48. Washington.....WA	N..						
49. West Virginia.....WV	N..						
50. Wisconsin.....WI	L..						
51. Wyoming.....WY	N..						
52. American Samoa.....AS	N..						
53. Guam.....GU	N..						
54. Puerto Rico.....PR	N..						
55. US Virgin Islands.....VI	N..						
56. Northern Mariana Islands.....MP	N..						
57. Canada.....CAN	N..						
58. Aggregate Other Alien.....OT	XXX	0	0	0	0	0	0
59. Totals.....	(a)...24	0	0	0	0	0	0

DETAILS OF WRITE-INS

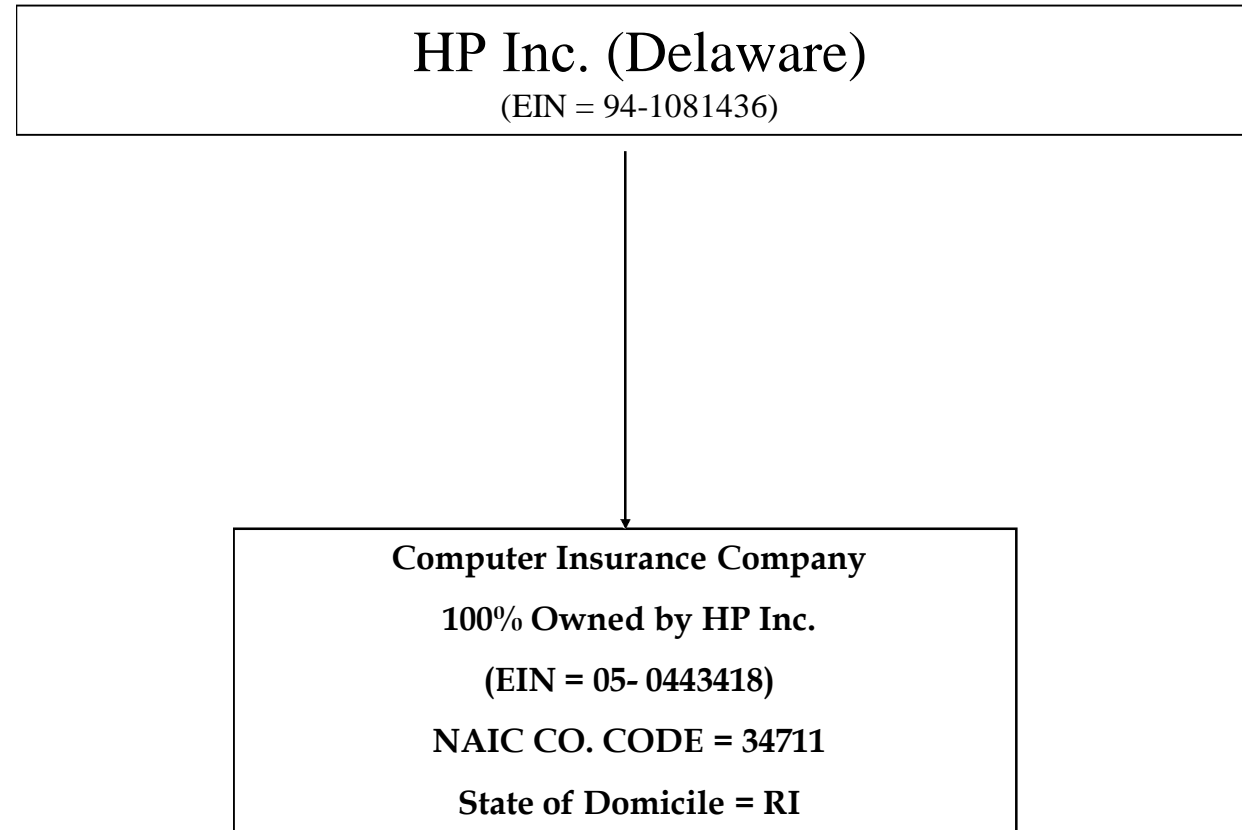
58001.....	XXX						
58002.....	XXX						
58003.....	XXX						
58998. Summary of remaining write-ins for Line 58 from overflow page...	XXX	0	0	0	0	0	0
58999. Totals (Lines 58001 thru 58003+ Line 58998) (Line 58 above).....	XXX	0	0	0	0	0	0

(L) - Licensed or Chartered - Licensed Insurance Carrier or Domiciled RRG; (R) - Registered - Non-domiciled RRGs; (Q) - Qualified - Qualified or Accredited Reinsurer;
 (E) - Eligible - Reporting Entities eligible or approved to write Surplus Lines in the state (other than their state of domicile see DSLI); (D) - DSLI - Domestic Surplus Lines Insurer
 (DSLI) - Reporting entities authorized to write Surplus Lines in the state of domicile; (N) - None of the above - Not allowed to write business in the state.

(a) Insert the number of D and L responses except for Canada and Other Alien.

Organizational Structure

Q11



SCHEDULE Y

PART 1A - DETAIL OF INSURANCE HOLDING COMPANY SYSTEM

1	2	3	4	5	6	7	8	9	10	11	12	13	14	15	16
Group Code	Group Name	NAIC Company Code	ID Number	Federal RSSD	CIK	Name of Securities Exchange if Publicly Traded (U.S. or International)	Names of Parent, Subsidiaries or Affiliates	Domiciliary Location	Relationship to Reporting Entity	Directly Controlled by (Name of Entity/Person)	Type of Control (Ownership Board, Management Attorney-in-Fact, Influence, Other)	If Control is Ownership Provide Percentage	Ultimate Controlling Entity(ies)/Person(s)	Is an SCA Filing Required? (Y/N)	*
Members															
0000	HP Inc.....	00000...	94-1081436..	HPQ.....	HP Inc.....	DE.....	UDP.....	HP Inc.....	Ownership.....	...100.000	HP Inc.....	N
0000	Computer Insurance Company	34711...	05-0443418..	Computer Insurance Comany.....	RI.....	IA.....	HP Inc.....	Ownership.....	...100.000	HP Inc.....	N

PART 1 - LOSS EXPERIENCE

Lines of Business	Current Year to Date			4 Prior Year to Date Direct Loss Percentage
	1 Direct Premiums Earned	2 Direct Losses Incurred	3 Direct Loss Percentage	
1. Fire.....			0.000	
2. Allied lines.....			0.000	
3. Farmowners multiple peril.....			0.000	
4. Homeowners multiple peril.....			0.000	
5. Commercial multiple peril.....			0.000	
6. Mortgage guaranty.....			0.000	
8. Ocean marine.....			0.000	
9. Inland marine.....			0.000	
10. Financial guaranty.....			0.000	
11.1. Medical professional liability - occurrence.....			0.000	
11.2. Medical professional liability - claims-made.....			0.000	
12. Earthquake.....			0.000	
13. Group accident and health.....			0.000	
14. Credit accident and health.....			0.000	
15. Other accident and health.....			0.000	
16. Workers' compensation.....			0.000	
17.1 Other liability-occurrence.....			0.000	
17.2 Other liability-claims made.....			0.000	
17.3 Excess workers' compensation.....			0.000	
18.1 Products liability-occurrence.....			0.000	
18.2 Products liability-claims made.....			0.000	
19.1, 19.2 Private passenger auto liability.....			0.000	
19.3, 19.4 Commercial auto liability.....			0.000	
21. Auto physical damage.....			0.000	
22. Aircraft (all perils).....			0.000	
23. Fidelity.....			0.000	
24. Surety.....			0.000	
26. Burglary and theft.....			0.000	
27. Boiler and machinery.....			0.000	
28. Credit.....			0.000	
29. International.....			0.000	
30. Warranty.....			0.000	
31. Reinsurance-nonproportional assumed property.....	XXX	XXX	XXX	XXX
32. Reinsurance-nonproportional assumed liability.....	XXX	XXX	XXX	XXX
33. Reinsurance-nonproportional assumed financial lines.....	XXX	XXX	XXX	XXX
34. Aggregate write-ins for other lines of business.....	0	0	0.000	
35. Totals.....	0	0	0.000	

NONE

DETAILS OF WRITE-INS

3401.....			0.000	
3402.....			0.000	
3403.....			0.000	
3498. Sum. of remaining write-ins for Line 34 from overflow page.....	0	0	0.000	XXX
3499. Totals (Lines 3401 thru 3403 plus 3498) (Line 34).....	0	0	0.000	

PART 2 - DIRECT PREMIUMS WRITTEN

Lines of Business	1	2	3
	Current Quarter	Current Year to Date	Prior Year Year to Date
1. Fire.....			
2. Allied lines.....			
3. Farmowners multiple peril.....			
4. Homeowners multiple peril.....			
5. Commercial multiple peril.....			
6. Mortgage guaranty.....			
8. Ocean marine.....			
9. Inland marine.....			
10. Financial guaranty.....			
11.1. Medical professional liability - occurrence.....			
11.2. Medical professional liability - claims made.....			
12. Earthquake.....			
13. Group accident and health.....			
14. Credit accident and health.....			
15. Other accident and health.....			
16. Workers' compensation.....			
17.1 Other liability-occurrence.....			
17.2 Other liability-claims made.....			
17.3 Excess workers' compensation.....			
18.1 Products liability-occurrence.....			
18.2 Products liability-claims made.....			
19.1 19.2 Private passenger auto liability.....			
19.3 19.4 Commercial auto liability.....			
21. Auto physical damage.....			
22. Aircraft (all perils).....			
23. Fidelity.....			
24. Surety.....			
26. Burglary and theft.....			
27. Boiler and machinery.....			
28. Credit.....			
29. International.....			
30. Warranty.....			
31. Reinsurance-nonproportional assumed property.....	XXX	XXX	XXX
32. Reinsurance-nonproportional assumed liability.....	XXX	XXX	XXX
33. Reinsurance-nonproportional assumed financial lines.....	XXX	XXX	XXX
34. Aggregate write-ins for other lines of business.....	0	0	0
35. Totals.....	0	0	0

NONE

DETAILS OF WRITE-INS

3401.....			
3402.....			
3403.....			
3498. Sum. of remaining write-ins for Line 34 from overflow page.....	0	0	0
3499. Totals (Lines 3401 thru 3403 plus 3498) (Line 34).....	0	0	0

PART 3 (000 omitted)

LOSS AND LOSS ADJUSTMENT EXPENSE RESERVES SCHEDULE

	1	2	3	4	5	6	7	8	9	10	11	12	13
Years in Which Losses Occurred	Prior Year-End Known Case Loss and LAE Reserves	Prior Year-End IBNR Loss and LAE Reserves	Total Prior Year-End Loss and LAE Reserves (Cols. 1 + 2)	2017 Loss and LAE Payments on Claims Reported as of Prior Year-End	2017 Loss and LAE Payments on Claims Unreported as of Prior Year-End	Total 2017 Loss and LAE Payments (Cols. 4 + 5)	Q.S. Date Known Case Loss and LAE Reserves on Claims Reported and Open as of Prior Year-End	Q.S. Date Known Case Loss and LAE Reserves on Claims Reported or Reopened Subsequent to Prior Year-End	Q.S. Date IBNR Loss and LAE Reserves	Total Q.S. Loss and LAE Reserves (Cols. 7 + 8 + 9)	Prior Year-End Known Case Loss and LAE Reserves Developed (Savings)/Deficiency (Cols. 4 + 7 minus Col. 1)	Prior Year-End IBNR Loss and LAE Reserves Developed (Savings)/Deficiency (Cols. 5 + 8 + 9 minus Col. 2)	Prior Year-End Total Loss and LAE Reserve Developed (Savings)/Deficiency (Cols. 11 + 12)
1. 2014 + Prior.....			.0			.0				.0	.0	.0	.0
2. 2015.....			.0			.0				.0	.0	.0	.0
3. Subtotals 2015 + Prior.....	.0	.0	.0	.0	.0	.0	.0	.0	.0	.0	.0	.0	.0
4. 2016.....			.0			.0				.0	.0	.0	.0
5. Subtotals 2016 + Prior.....	.0	.0	.0	.0	.0	.0	.0	.0	.0	.0	.0	.0	.0
6. 2017.....	.XXX	.XXX	.XXX	.XXX		.0	.XXX			.0	.XXX	.XXX	.XXX
7. Totals.....	.0	.0	.0	.0	.0	.0	.0	.0	.0	.0	.0	.0	.0
8. Prior Year-End's Surplus As Regards Policyholders.....	23,945												
											Col. 11, Line 7 As % of Col. 1, Line 7	Col. 12, Line 7 As % of Col. 2, Line 7	Col. 13, Line 7 As % of Col. 3, Line 7
											1.0.000 %	2.0.000 %	3.0.000 %
													Col. 13, Line 7 Line 8
													4.0.000 %

Q14

SUPPLEMENTAL EXHIBITS AND SCHEDULES INTERROGATORIES

The following supplemental reports are required to be filed as part of your statement filing. However, in the event that your company does not transact the type of business for which the special report must be filed, your response of NO to the specific interrogatory will be accepted in lieu of filing a "NONE" report and a bar code will be printed below. If the supplement is required of your company but is not being filed for whatever reason, enter SEE EXPLANATION and provide an explanation following the interrogatory questions.

	Response
1. Will the Trusteed Surplus Statement be filed with the state of domicile and the NAIC with this statement?	NO
2. Will Supplement A to Schedule T (Medical Professional Liability Supplement) be filed with this statement?	NO
3. Will the Medicare Part D Coverage Supplement be filed with the state of domicile and the NAIC with this statement?	NO
4. Will the Director and Officer Insurance Coverage Supplement be filed with the state of domicile and the NAIC with this statement?	NO

Explanation:

1. The data for this supplement is not required to be filed.
2. The data for this supplement is not required to be filed.
3. The data for this supplement is not required to be filed.
4. The data for this supplement is not required to be filed.

Bar Code:



**Overflow Page
NONE**

**Sch. A - Verification
NONE**

**Sch. B - Verification
NONE**

**Sch. BA - Verification
NONE**

**Sch. D - Verification
NONE**

SCHEDULE D - PART 1B

Showing the Acquisitions, Dispositions and Non-Trading Activity
During the Current Quarter for all Bonds and Preferred Stock by NAIC Designation

NAIC Designation	1 Book/Adjusted Carrying Value Beginning of Current Quarter	2 Acquisitions During Current Quarter	3 Dispositions During Current Quarter	4 Non-Trading Activity During Current Quarter	5 Book/Adjusted Carrying Value End of First Quarter	6 Book/Adjusted Carrying Value End of Second Quarter	7 Book/Adjusted Carrying Value End of Third Quarter	8 Book/Adjusted Carrying Value December 31 Prior Year
BONDS								
1. NAIC 1 (a).....	23,438,205		23,422,925	23,422,925	23,438,205			23,438,205
2. NAIC 2 (a).....					.0			
3. NAIC 3 (a).....					.0			
4. NAIC 4 (a).....					.0			
5. NAIC 5 (a).....					.0			
6. NAIC 6 (a).....					.0			
7. Total Bonds.....	23,438,205	.0	23,422,925	23,422,925	23,438,205	.0	.0	23,438,205
PREFERRED STOCK								
8. NAIC 1.....					.0			
9. NAIC 2.....					.0			
10. NAIC 3.....					.0			
11. NAIC 4.....					.0			
12. NAIC 5.....					.0			
13. NAIC 6.....					.0			
14. Total Preferred Stock.....	.0	.0	.0	.0	.0	.0	.0	.0
15. Total Bonds and Preferred Stock.....	23,438,205	.0	23,422,925	23,422,925	23,438,205	.0	.0	23,438,205

QS102

(a) Book/Adjusted Carrying Value column for the end of the current reporting period includes the following amount of short-term and cash equivalent bonds by NAIC designation:
NAIC 1 \$.....0; NAIC 2 \$.....0; NAIC 3 \$.....0; NAIC 4 \$.....0; NAIC 5 \$.....0; NAIC 6 \$.....0.

SCHEDULE DA - PART 1

Short-Term Investments

	1 Book/Adjusted Carrying Value	2 Par Value	3 Actual Cost	4 Interest Collected Year To Date	5 Paid for Accrued Interest Year To Date
9199999.....	23,422,925	XXX.....	23,422,925	17,196	

SCHEDULE DA - VERIFICATION

Short-Term Investments

	1 Year To Date	2 Prior Year Ended December 31
1. Book/adjusted carrying value, December 31 of prior year.....	23,438,205	23,646,698
2. Cost of short-term investments acquired.....	23,422,925	23,438,205
3. Accrual of discount.....		
4. Unrealized valuation increase (decrease).....		
5. Total gain (loss) on disposals.....		
6. Deduct consideration received on disposals.....	23,438,205	23,646,698
7. Deduct amortization of premium.....		
8. Total foreign exchange change in book/adjusted carrying value.....		
9. Deduct current year's other-than-temporary impairment recognized.....		
10. Book/adjusted carrying value at end of current period (Lines 1+2+3+4+5-6-7+8-9).....	23,422,925	23,438,205
11. Deduct total nonadmitted amounts.....		
12. Statement value at end of current period (Line 10 minus Line 11).....	23,422,925	23,438,205

**Sch. DB - Pt. A - Verification
NONE**

**Sch. DB - Pt. B - Verification
NONE**

**Sch. DB - Pt. C - Sn. 1
NONE**

**Sch. DB - Pt. C - Sn. 2
NONE**

**Sch. DB - Verification
NONE**

**Sch. E - Verification
NONE**

**Sch. A - Pt. 2
NONE**

**Sch. A - Pt. 3
NONE**

**Sch. B - Pt. 2
NONE**

**Sch. B - Pt. 3
NONE**

**Sch. BA - Pt. 2
NONE**

**Sch. BA - Pt. 3
NONE**

**Sch. D - Pt. 3
NONE**

**Sch. D - Pt. 4
NONE**

**Sch. DB - Pt. A - Sn. 1
NONE**

**Sch. DB - Pt. B - Sn. 1
NONE**

**Sch. DB - Pt. D - Sn. 1
NONE**

**Sch. DB - Pt. D - Sn. 2
NONE**

**Sch. DL - Pt. 1
NONE**

**Sch. DL - Pt. 2
NONE**

SCHEDULE E - PART 1 - CASH

Month End Depository Balances

1 Depository	2 Code	3 Rate of Interest	4 Amount of Interest Received During Current Quarter	5 Amount of Interest Accrued at Current Statement Date	Book Balance at End of Each Month During Current Quarter			9 *
					6 First Month	7 Second Month	8 Third Month	
Open Depositories								
Bank of America.....					(1,115)	(21,721)	(39,260)	XXX
0199999. Total Open Depositories.....	XXX	XXX	.0	.0	(1,115)	(21,721)	(39,260)	XXX
0399999. Total Cash on Deposit.....	XXX	XXX	.0	.0	(1,115)	(21,721)	(39,260)	XXX
0599999. Total Cash.....	XXX	XXX	.0	.0	(1,115)	(21,721)	(39,260)	XXX

SCHEDULE E - PART 2 - CASH EQUIVALENTS

Show Investments Owned End of Current Quarter

1 Description	2 Code	3 Date Acquired	4 Rate of Interest	5 Maturity Date	6 Book/Adjusted Carrying Value	7 Amount of Interest Due & Accrued	8 Amount Received During Year
------------------	-----------	--------------------	-----------------------	--------------------	-----------------------------------	---------------------------------------	----------------------------------

NONE

QE13