



# ANNUAL STATEMENT

For the Year Ended December 31, 2017  
of the Condition and Affairs of the

## Metropolitan Group Property and Casualty Insurance Company

NAIC Group Code.....241, 241 (Current Period) (Prior Period)	NAIC Company Code..... 34339	Employer's ID Number..... 13-2915260
Organized under the Laws of RI	State of Domicile or Port of Entry RI	Country of Domicile US
Incorporated/Organized..... December 10, 1976	Commenced Business..... December 1, 1977	
Statutory Home Office	700 Quaker Lane..... Warwick ..... RI ..... US ..... 02886-6669 <i>(Street and Number) (City or Town, State, Country and Zip Code)</i>	
Main Administrative Office	700 Quaker Lane..... Warwick ..... RI ..... US..... 02886-6669 <i>(Street and Number) (City or Town, State, Country and Zip Code)</i>	401-827-2400 <i>(Area Code) (Telephone Number)</i>
Mail Address	PO Box 350, 700 Quaker Lane..... Warwick ..... RI ..... US ..... 02887-0350 <i>(Street and Number or P. O. Box) (City or Town, State, Country and Zip Code)</i>	
Primary Location of Books and Records	700 Quaker Lane..... Warwick ..... RI ..... US ..... 02886-6669 <i>(Street and Number) (City or Town, State, Country and Zip Code)</i>	800-638-4208 <i>(Area Code) (Telephone Number)</i>
Internet Web Site Address	www.metlife.com	
Statutory Statement Contact	Kevin Paul Swift <i>(Name)</i> kswift@metlife.com <i>(E-Mail Address)</i>	800-638-4208 <i>(Area Code) (Telephone Number) (Extension)</i> 401-827-2315 <i>(Fax Number)</i>

### OFFICERS

Name	Title	Name	Title
1. Kishore Ponnnavolu	President	2. Maura Catherine Travers	Assistant General Counsel and Secretary
3. Michael John Bednarick	Vice President and Chief Financial Officer	4. John Dennis McCallion	Treasurer

### OTHER

Zulfi Shafaat Ahmed #	Senior Vice President and Chief Information Security Officer	William Donald Anderson #	Vice President and Assistant Treasurer
Robert Edward Bean	Vice President	Kevin Chean	Vice President
Marlene Beverly Debel	Executive Vice President	Darla Ann Finchum	Vice President
Barbara Jean Furr	Vice President	Paul Edward Gavin #	Senior Vice President
Lorene Elsie Guardado #	Vice President	Lise Ann Hasegawa	Vice President
James William Koeger #	Vice President	Michelle Lee Kolodziejczak #	Vice President
Richard Paul Lonardo	Vice President	Mick Lloyd Noland	Senior Vice President
Robert Francis Nostramo	Vice President and General Counsel	Christopher Timothy Rhodes	Vice President
Richard Andrew Stevens	Vice President and Controller	Calvin Tyrone Strong	Vice President

### DIRECTORS OR TRUSTEES

Michael John Bednarick	Barbara Jean Furr	Kishore Ponnnavolu
------------------------	-------------------	--------------------

State of..... Rhode Island  
County of..... Kent

The officers of this reporting entity being duly sworn, each depose and say that they are the described officers of said reporting entity, and that on the reporting period stated above, all of the herein described assets were the absolute property of the said reporting entity, free and clear from any liens or claims thereon, except as herein stated, and that this statement, together with related exhibits, schedules and explanations therein contained, annexed or referred to, is a full and true statement of all the assets and liabilities and of the condition and affairs of the said reporting entity as of the reporting period stated above, and of its income and deductions therefrom for the period ended, and have been completed in accordance with the NAIC *Annual Statement Instructions and Accounting Practices and Procedures* manual except to the extent that: (1) state law may differ; or, (2) that state rules or regulations require differences in reporting not related to accounting practices and procedures, according to the best of their information, knowledge and belief, respectively. Furthermore, the scope of this attestation by the described officers also includes the related corresponding electronic filing with the NAIC, when required, that is an exact copy (except for formatting differences due to electronic filing) of the enclosed statement. The electronic filing may be requested by various regulators in lieu of or in addition to the enclosed statement.

*Kishore Ponnnavolu*

Kishore Ponnnavolu  
President

*Maura C. Travers*

Maura Catherine Travers  
Assistant General Counsel and Secretary

*Michael J. Bednarick*

Michael John Bednarick  
Vice President and Chief Financial Officer

Subscribed and sworn to before me

This 16th day of February, 2018

a. Is this an original filing?


Yes [X] No [ ]

b. If no

1. State the amendment number
2. Date filed
3. Number of pages attached

*Deborah L. Masterson*

Deborah L. Masterson  
Notary  
June 24, 2021



**EXHIBIT OF PREMIUMS AND LOSSES (Statutory Page 14)**



NAIC Group Code.....241 NAIC Company Code....34339

BUSINESS IN THE STATE OF ALASKA DURING THE YEAR

Line of Business	Gross Premiums, Including Policy and Membership Fees, Less Return Premiums and Premiums on Policies not Taken		3 Dividends Paid or Credited to Policyholders on Direct Business	4 Direct Unearned Premium Reserves	5 Direct Losses Paid (deducting salvage)	6 Direct Losses Incurred	7 Direct Losses Unpaid	8 Direct Defense and Cost Containment Expense Paid	9 Direct Defense and Cost Containment Expense Incurred	10 Direct Defense and Cost Containment Expense Unpaid	11 Commissions and Brokerage Expenses	12 Taxes, Licenses and Fees
	1 Direct Premiums Written	2 Direct Premiums Earned										
1. Fire.....	0	0	0	0	0	0	0	0	0	0	0	0
2.1 Allied lines.....	0	0	0	0	0	0	0	0	0	0	0	0
2.2 Multiple peril crop.....	0	0	0	0	0	0	0	0	0	0	0	0
2.3 Federal flood.....	390	639	0	295	0	0	0	0	0	0	21	11
2.4 Private crop.....	0	0	0	0	0	0	0	0	0	0	0	0
2.5 Private flood.....	0	0	0	0	0	0	0	0	0	0	0	0
3. Farmowners multiple peril.....	0	0	0	0	0	0	0	0	0	0	0	0
4. Homeowners multiple peril.....	102,124	106,874	0	49,038	34,622	(27,405)	9,116	0	(4,360)	300	3,281	4,290
5.1 Commercial multiple peril (non-liability portion).....	0	0	0	0	0	0	0	0	0	0	0	0
5.2 Commercial multiple peril (liability portion).....	0	0	0	0	0	0	0	0	0	0	0	0
6. Mortgage guaranty.....	0	0	0	0	0	0	0	0	0	0	0	0
8. Ocean marine.....	0	0	0	0	0	0	0	0	0	0	0	0
9. Inland marine.....	1,042	1,134	0	507	0	(15)	101	0	1	3	34	43
10. Financial guaranty.....	0	0	0	0	0	0	0	0	0	0	0	0
11. Medical professional liability.....	0	0	0	0	0	0	0	0	0	0	0	0
12. Earthquake.....	11,921	11,744	0	4,941	0	(251)	1,082	0	15	36	403	501
13. Group accident and health (b).....	0	0	0	0	0	0	0	0	0	0	0	0
14. Credit A&H (group and individual).....	0	0	0	0	0	0	0	0	0	0	0	0
15.1 Collectively renewable A&H (b).....	0	0	0	0	0	0	0	0	0	0	0	0
15.2 Non-cancelable A&H (b).....	0	0	0	0	0	0	0	0	0	0	0	0
15.3 Guaranteed renewable A&H (b).....	0	0	0	0	0	0	0	0	0	0	0	0
15.4 Non-renewable for stated reasons only (b).....	0	0	0	0	0	0	0	0	0	0	0	0
15.5 Other accident only.....	0	0	0	0	0	0	0	0	0	0	0	0
15.6 Medicare Title XVIII exempt from state taxes or fees.....	0	0	0	0	0	0	0	0	0	0	0	0
15.7 All other A&H (b).....	0	0	0	0	0	0	0	0	0	0	0	0
15.8 Federal employees health benefits plan premium.....	0	0	0	0	0	0	0	0	0	0	0	0
16. Workers' compensation.....	0	0	0	0	0	0	0	0	0	0	0	0
17.1 Other liability-occurrence.....	616	782	0	314	0	2	801	0	(3)	0	0	0
17.2 Other liability-claims-made.....	0	0	0	0	0	0	0	0	0	0	0	0
17.3 Excess workers' compensation.....	0	0	0	0	0	0	0	0	0	0	0	0
18. Products liability.....	0	0	0	0	0	0	0	0	0	0	0	0
19.1 Private passenger auto no-fault (personal injury protection).....	0	0	0	0	0	0	0	0	0	0	0	0
19.2 Other private passenger auto liability.....	249,291	261,368	0	99,978	279,071	69,332	64,331	89,367	71,003	4,942	9,130	10,536
19.3 Commercial auto no-fault (personal injury protection).....	0	0	0	0	0	0	0	0	0	0	0	0
19.4 Other commercial auto liability.....	0	0	0	0	0	0	0	0	0	0	0	0
21.1 Private passenger auto physical damage.....	215,608	227,333	0	88,119	91,112	92,489	33,356	108	(31)	(59)	7,790	8,990
21.2 Commercial auto physical damage.....	0	0	0	0	0	0	0	0	0	0	0	0
22. Aircraft (all perils).....	0	0	0	0	0	0	0	0	0	0	0	0
23. Fidelity.....	0	0	0	0	0	0	0	0	0	0	0	0
24. Surety.....	0	0	0	0	0	0	0	0	0	0	0	0
26. Burglary and theft.....	0	0	0	0	0	0	0	0	0	0	0	0
27. Boiler and machinery.....	0	0	0	0	0	0	0	0	0	0	0	0
28. Credit.....	0	0	0	0	0	0	0	0	0	0	0	0
30. Warranty.....	0	0	0	0	0	0	0	0	0	0	0	0
34. Aggregate write-ins for other lines of business.....	0	0	0	0	0	0	0	0	0	0	0	6
35. TOTALS (a).....	580,992	609,874	0	243,192	404,805	134,152	108,787	89,475	66,625	5,222	20,659	24,377

**DETAILS OF WRITE-INS**

3401. MISCELLANEOUS.....	0	0	0	0	0	0	0	0	0	0	0	6
3402.....	0	0	0	0	0	0	0	0	0	0	0	0
3403.....	0	0	0	0	0	0	0	0	0	0	0	0
3498. Summary of remaining write-ins for Line 34 from overflow page.....	0	0	0	0	0	0	0	0	0	0	0	0
3499. TOTALS (Lines 3401 through 3403 plus 3498) (Line 34 above).....	0	0	0	0	0	0	0	0	0	0	0	6

(a) Finance and service charges not included in Lines 1 to 35 \$...1,325.

(b) For health business on indicated lines report: Number of persons insured under PPO managed care products.....0 and number of persons insured under indemnity only products.....0.

19.AK

**EXHIBIT OF PREMIUMS AND LOSSES (Statutory Page 14)**



NAIC Group Code.....241 NAIC Company Code....34339

BUSINESS IN THE STATE OF ALABAMA DURING THE YEAR

Line of Business	Gross Premiums, Including Policy and Membership Fees, Less Return Premiums and Premiums on Policies not Taken		3 Dividends Paid or Credited to Policyholders on Direct Business	4 Direct Unearned Premium Reserves	5 Direct Losses Paid (deducting salvage)	6 Direct Losses Incurred	7 Direct Losses Unpaid	8 Direct Defense and Cost Containment Expense Paid	9 Direct Defense and Cost Containment Expense Incurred	10 Direct Defense and Cost Containment Expense Unpaid	11 Commissions and Brokerage Expenses	12 Taxes, Licenses and Fees
	1 Direct Premiums Written	2 Direct Premiums Earned										
1. Fire.....	0	0	0	0	0	0	0	0	0	0	0	0
2.1 Allied lines.....	0	0	0	0	0	0	0	0	0	0	0	0
2.2 Multiple peril crop.....	0	0	0	0	0	0	0	0	0	0	0	0
2.3 Federal flood.....	0	0	0	0	0	0	0	0	0	0	0	0
2.4 Private crop.....	0	0	0	0	0	0	0	0	0	0	0	0
2.5 Private flood.....	0	0	0	0	0	0	0	0	0	0	0	0
3. Farmowners multiple peril.....	0	0	0	0	0	0	0	0	0	0	0	0
4. Homeowners multiple peril.....	3,294,410	3,251,980	825	1,681,122	2,372,505	2,220,687	460,834	561	(11,183)	15,758	122,817	130,400
5.1 Commercial multiple peril (non-liability portion).....	0	0	0	0	0	0	0	0	0	0	0	0
5.2 Commercial multiple peril (liability portion).....	0	0	0	0	0	0	0	0	0	0	0	0
6. Mortgage guaranty.....	0	0	0	0	0	0	0	0	0	0	0	0
8. Ocean marine.....	0	0	0	0	0	0	0	0	0	0	0	0
9. Inland marine.....	34,096	35,606	0	18,047	23,663	19,825	2,201	0	(83)	75	1,260	1,354
10. Financial guaranty.....	0	0	0	0	0	0	0	0	0	0	0	0
11. Medical professional liability.....	0	0	0	0	0	0	0	0	0	0	0	0
12. Earthquake.....	3,271	3,368	0	1,698	0	(114)	222	0	3	7	119	129
13. Group accident and health (b).....	0	0	0	0	0	0	0	0	0	0	0	0
14. Credit A&H (group and individual).....	0	0	0	0	0	0	0	0	0	0	0	0
15.1 Collectively renewable A&H (b).....	0	0	0	0	0	0	0	0	0	0	0	0
15.2 Non-cancelable A&H (b).....	0	0	0	0	0	0	0	0	0	0	0	0
15.3 Guaranteed renewable A&H (b).....	0	0	0	0	0	0	0	0	0	0	0	0
15.4 Non-renewable for stated reasons only (b).....	0	0	0	0	0	0	0	0	0	0	0	0
15.5 Other accident only.....	0	0	0	0	0	0	0	0	0	0	0	0
15.6 Medicare Title XVIII exempt from state taxes or fees.....	0	0	0	0	0	0	0	0	0	0	0	0
15.7 All other A&H (b).....	0	0	0	0	0	0	0	0	0	0	0	0
15.8 Federal employees health benefits plan premium.....	0	0	0	0	0	0	0	0	0	0	0	0
16. Workers' compensation.....	0	0	0	0	0	0	0	0	0	0	0	0
17.1 Other liability-occurrence.....	0	0	0	0	0	0	0	0	0	0	0	0
17.2 Other liability-claims-made.....	0	0	0	0	0	0	0	0	0	0	0	0
17.3 Excess workers' compensation.....	0	0	0	0	0	0	0	0	0	0	0	0
18. Products liability.....	0	0	0	0	0	0	0	0	0	0	0	0
19.1 Private passenger auto no-fault (personal injury protection).....	0	0	0	0	0	0	0	0	0	0	0	0
19.2 Other private passenger auto liability.....	6,620,404	6,285,396	662	3,077,428	3,881,276	4,668,395	3,717,550	62,388	126,208	295,152	217,535	262,062
19.3 Commercial auto no-fault (personal injury protection).....	0	0	0	0	0	0	0	0	0	0	0	0
19.4 Other commercial auto liability.....	0	0	0	0	0	0	0	0	0	0	0	0
21.1 Private passenger auto physical damage.....	6,258,101	6,066,433	626	2,821,977	3,290,325	3,391,996	298,838	3,008	313	(1,370)	205,761	247,714
21.2 Commercial auto physical damage.....	0	0	0	0	0	0	0	0	0	0	0	0
22. Aircraft (all perils).....	0	0	0	0	0	0	0	0	0	0	0	0
23. Fidelity.....	0	0	0	0	0	0	0	0	0	0	0	0
24. Surety.....	0	0	0	0	0	0	0	0	0	0	0	0
26. Burglary and theft.....	0	0	0	0	0	0	0	0	0	0	0	0
27. Boiler and machinery.....	0	0	0	0	0	0	0	0	0	0	0	0
28. Credit.....	0	0	0	0	0	0	0	0	0	0	0	0
30. Warranty.....	0	0	0	0	0	0	0	0	0	0	0	0
34. Aggregate write-ins for other lines of business.....	0	0	0	0	0	0	0	0	0	0	0	0
35. TOTALS (a).....	16,210,282	15,642,783	2,113	7,600,272	9,567,769	10,300,789	4,479,645	65,957	115,258	309,622	547,492	641,659

**DETAILS OF WRITE-INS**

3401. MISCELLANEOUS.....	0	0	0	0	0	0	0	0	0	0	0	0
3402. ....	0	0	0	0	0	0	0	0	0	0	0	0
3403. ....	0	0	0	0	0	0	0	0	0	0	0	0
3498. Summary of remaining write-ins for Line 34 from overflow page.....	0	0	0	0	0	0	0	0	0	0	0	0
3499. TOTALS (Lines 3401 through 3403 plus 3498) (Line 34 above).....	0	0	0	0	0	0	0	0	0	0	0	0

(a) Finance and service charges not included in Lines 1 to 35 \$...3,379.

(b) For health business on indicated lines report: Number of persons insured under PPO managed care products.....0 and number of persons insured under indemnity only products.....0.

19.6

**EXHIBIT OF PREMIUMS AND LOSSES (Statutory Page 14)**



NAIC Group Code.....241 NAIC Company Code....34339

BUSINESS IN THE STATE OF ARKANSAS DURING THE YEAR

Line of Business	Gross Premiums, Including Policy and Membership Fees, Less Return Premiums and Premiums on Policies not Taken		3 Dividends Paid or Credited to Policyholders on Direct Business	4 Direct Unearned Premium Reserves	5 Direct Losses Paid (deducting salvage)	6 Direct Losses Incurred	7 Direct Losses Unpaid	8 Direct Defense and Cost Containment Expense Paid	9 Direct Defense and Cost Containment Expense Incurred	10 Direct Defense and Cost Containment Expense Unpaid	11 Commissions and Brokerage Expenses	12 Taxes, Licenses and Fees
	1 Direct Premiums Written	2 Direct Premiums Earned										
1. Fire.....	0	0	0	0	0	0	0	0	0	0	0	0
2.1 Allied lines.....	0	0	0	0	0	0	0	0	0	0	0	0
2.2 Multiple peril crop.....	0	0	0	0	0	0	0	0	0	0	0	0
2.3 Federal flood.....	0	0	0	0	0	0	0	0	0	0	0	0
2.4 Private crop.....	0	0	0	0	0	0	0	0	0	0	0	0
2.5 Private flood.....	0	0	0	0	0	0	0	0	0	0	0	0
3. Farmowners multiple peril.....	0	0	0	0	0	0	0	0	0	0	0	0
4. Homeowners multiple peril.....	0	0	0	0	0	0	0	0	0	0	0	0
5.1 Commercial multiple peril (non-liability portion).....	0	0	0	0	0	0	0	0	0	0	0	0
5.2 Commercial multiple peril (liability portion).....	0	0	0	0	0	0	0	0	0	0	0	0
6. Mortgage guaranty.....	0	0	0	0	0	0	0	0	0	0	0	0
8. Ocean marine.....	0	0	0	0	0	0	0	0	0	0	0	0
9. Inland marine.....	0	0	0	0	0	0	0	0	0	0	0	0
10. Financial guaranty.....	0	0	0	0	0	0	0	0	0	0	0	0
11. Medical professional liability.....	0	0	0	0	0	0	0	0	0	0	0	0
12. Earthquake.....	0	0	0	0	0	0	0	0	0	0	0	0
13. Group accident and health (b).....	0	0	0	0	0	0	0	0	0	0	0	0
14. Credit A&H (group and individual).....	0	0	0	0	0	0	0	0	0	0	0	0
15.1 Collectively renewable A&H (b).....	0	0	0	0	0	0	0	0	0	0	0	0
15.2 Non-cancelable A&H (b).....	0	0	0	0	0	0	0	0	0	0	0	0
15.3 Guaranteed renewable A&H (b).....	0	0	0	0	0	0	0	0	0	0	0	0
15.4 Non-renewable for stated reasons only (b).....	0	0	0	0	0	0	0	0	0	0	0	0
15.5 Other accident only.....	0	0	0	0	0	0	0	0	0	0	0	0
15.6 Medicare Title XVIII exempt from state taxes or fees.....	0	0	0	0	0	0	0	0	0	0	0	0
15.7 All other A&H (b).....	0	0	0	0	0	0	0	0	0	0	0	0
15.8 Federal employees health benefits plan premium.....	0	0	0	0	0	0	0	0	0	0	0	0
16. Workers' compensation.....	0	0	0	0	0	0	0	0	0	0	0	0
17.1 Other liability-occurrence.....	0	0	0	0	0	0	0	0	0	0	0	0
17.2 Other liability-claims-made.....	0	0	0	0	0	0	0	0	0	0	0	0
17.3 Excess workers' compensation.....	0	0	0	0	0	0	0	0	0	0	0	0
18. Products liability.....	0	0	0	0	0	0	0	0	0	0	0	0
19.1 Private passenger auto no-fault (personal injury protection).....	379,038	378,174	79	164,794	269,553	170,916	149,354	0	(35,487)	30,351	14,797	11,569
19.2 Other private passenger auto liability.....	3,179,246	3,157,991	661	1,474,620	1,770,841	1,526,600	1,694,172	40,196	16,183	135,747	123,524	97,477
19.3 Commercial auto no-fault (personal injury protection).....	0	0	0	0	0	0	0	0	0	0	0	0
19.4 Other commercial auto liability.....	0	0	0	0	0	0	0	0	0	0	0	0
21.1 Private passenger auto physical damage.....	3,144,607	3,136,038	654	1,438,615	1,659,930	1,586,324	48,765	2,616	4,653	1,177	128,154	96,478
21.2 Commercial auto physical damage.....	0	0	0	0	0	0	0	0	0	0	0	0
22. Aircraft (all perils).....	0	0	0	0	0	0	0	0	0	0	0	0
23. Fidelity.....	0	0	0	0	0	0	0	0	0	0	0	0
24. Surety.....	0	0	0	0	0	0	0	0	0	0	0	0
26. Burglary and theft.....	0	0	0	0	0	0	0	0	0	0	0	0
27. Boiler and machinery.....	0	0	0	0	0	0	0	0	0	0	0	0
28. Credit.....	0	0	0	0	0	0	0	0	0	0	0	0
30. Warranty.....	0	0	0	0	0	0	0	0	0	0	0	0
34. Aggregate write-ins for other lines of business.....	0	0	0	0	0	0	0	0	0	0	0	0
35. TOTALS (a).....	6,702,891	6,672,203	1,394	3,078,029	3,700,324	3,283,840	1,892,291	42,812	(14,651)	167,275	266,475	205,524

**DETAILS OF WRITE-INS**

3401. MISCELLANEOUS.....	0	0	0	0	0	0	0	0	0	0	0	0
3402. ....	0	0	0	0	0	0	0	0	0	0	0	0
3403. ....	0	0	0	0	0	0	0	0	0	0	0	0
3498. Summary of remaining write-ins for Line 34 from overflow page.....	0	0	0	0	0	0	0	0	0	0	0	0
3499. TOTALS (Lines 3401 through 3403 plus 3498) (Line 34 above).....	0	0	0	0	0	0	0	0	0	0	0	0

(a) Finance and service charges not included in Lines 1 to 35 \$...2,888.

(b) For health business on indicated lines report: Number of persons insured under PPO managed care products.....0 and number of persons insured under indemnity only products.....0.

19.AR

**EXHIBIT OF PREMIUMS AND LOSSES (Statutory Page 14)**



NAIC Group Code.....241 NAIC Company Code....34339

BUSINESS IN THE STATE OF ARIZONA DURING THE YEAR

Line of Business	Gross Premiums, Including Policy and Membership Fees, Less Return Premiums and Premiums on Policies not Taken		3 Dividends Paid or Credited to Policyholders on Direct Business	4 Direct Unearned Premium Reserves	5 Direct Losses Paid (deducting salvage)	6 Direct Losses Incurred	7 Direct Losses Unpaid	8 Direct Defense and Cost Containment Expense Paid	9 Direct Defense and Cost Containment Expense Incurred	10 Direct Defense and Cost Containment Expense Unpaid	11 Commissions and Brokerage Expenses	12 Taxes, Licenses and Fees
	1 Direct Premiums Written	2 Direct Premiums Earned										
1. Fire.....	0	0	0	0	0	0	0	0	0	0	0	0
2.1 Allied lines.....	0	0	0	0	0	0	0	0	0	0	0	0
2.2 Multiple peril crop.....	0	0	0	0	0	0	0	0	0	0	0	0
2.3 Federal flood.....	0	0	0	0	0	0	0	0	0	0	0	0
2.4 Private crop.....	0	0	0	0	0	0	0	0	0	0	0	0
2.5 Private flood.....	0	0	0	0	0	0	0	0	0	0	0	0
3. Farmowners multiple peril.....	0	0	0	0	0	0	0	0	0	0	0	0
4. Homeowners multiple peril.....	5,739,141	5,979,907	2,438	3,054,852	2,020,435	2,026,224	403,612	26,315	30,497	16,286	218,624	109,328
5.1 Commercial multiple peril (non-liability portion).....	0	0	0	0	0	0	0	0	0	0	0	0
5.2 Commercial multiple peril (liability portion).....	0	0	0	0	0	0	0	0	0	0	0	0
6. Mortgage guaranty.....	0	0	0	0	0	0	0	0	0	0	0	0
8. Ocean marine.....	0	0	0	0	0	0	0	0	0	0	0	0
9. Inland marine.....	115,332	121,295	0	59,353	34,425	35,037	5,032	1,235	1,247	182	4,337	2,198
10. Financial guaranty.....	0	0	0	0	0	0	0	0	0	0	0	0
11. Medical professional liability.....	0	0	0	0	0	0	0	0	0	0	0	0
12. Earthquake.....	1,958	2,077	0	944	0	(9)	116	0	3	4	76	37
13. Group accident and health (b).....	0	0	0	0	0	0	0	0	0	0	0	0
14. Credit A&H (group and individual).....	0	0	0	0	0	0	0	0	0	0	0	0
15.1 Collectively renewable A&H (b).....	0	0	0	0	0	0	0	0	0	0	0	0
15.2 Non-cancelable A&H (b).....	0	0	0	0	0	0	0	0	0	0	0	0
15.3 Guaranteed renewable A&H (b).....	0	0	0	0	0	0	0	0	0	0	0	0
15.4 Non-renewable for stated reasons only (b).....	0	0	0	0	0	0	0	0	0	0	0	0
15.5 Other accident only.....	0	0	0	0	0	0	0	0	0	0	0	0
15.6 Medicare Title XVIII exempt from state taxes or fees.....	0	0	0	0	0	0	0	0	0	0	0	0
15.7 All other A&H (b).....	0	0	0	0	0	0	0	0	0	0	0	0
15.8 Federal employees health benefits plan premium.....	0	0	0	0	0	0	0	0	0	0	0	0
16. Workers' compensation.....	0	0	0	0	0	0	0	0	0	0	0	0
17.1 Other liability-occurrence.....	0	0	0	0	0	0	0	0	0	0	0	0
17.2 Other liability-claims-made.....	0	0	0	0	0	0	0	0	0	0	0	0
17.3 Excess workers' compensation.....	0	0	0	0	0	0	0	0	0	0	0	0
18. Products liability.....	0	0	0	0	0	0	0	0	0	0	0	0
19.1 Private passenger auto no-fault (personal injury protection).....	0	0	0	0	0	0	0	0	0	0	0	0
19.2 Other private passenger auto liability.....	13,993,883	13,593,223	2,688	5,981,553	7,851,784	7,714,591	9,517,925	250,077	227,797	768,600	511,981	316,385
19.3 Commercial auto no-fault (personal injury protection).....	0	0	0	0	0	0	0	0	0	0	0	0
19.4 Other commercial auto liability.....	0	0	0	0	0	0	0	0	0	0	0	0
21.1 Private passenger auto physical damage.....	9,647,147	8,935,872	1,853	4,213,067	4,625,919	4,813,957	(163,428)	34,616	34,529	8,457	352,831	218,122
21.2 Commercial auto physical damage.....	0	0	0	0	0	0	0	0	0	0	0	0
22. Aircraft (all perils).....	0	0	0	0	0	0	0	0	0	0	0	0
23. Fidelity.....	0	0	0	0	0	0	0	0	0	0	0	0
24. Surety.....	0	0	0	0	0	0	0	0	0	0	0	0
26. Burglary and theft.....	0	0	0	0	0	0	0	0	0	0	0	0
27. Boiler and machinery.....	0	0	0	0	0	0	0	0	0	0	0	0
28. Credit.....	0	0	0	0	0	0	0	0	0	0	0	0
30. Warranty.....	0	0	0	0	0	0	0	0	0	0	0	0
34. Aggregate write-ins for other lines of business.....	0	0	0	0	0	0	0	0	0	0	0	0
35. TOTALS (a).....	29,497,461	28,632,374	6,979	13,309,769	14,532,563	14,589,800	9,763,257	312,243	294,073	793,529	1,087,849	646,070

**DETAILS OF WRITE-INS**

3401. MISCELLANEOUS.....	0	0	0	0	0	0	0	0	0	0	0	0
3402. ....	0	0	0	0	0	0	0	0	0	0	0	0
3403. ....	0	0	0	0	0	0	0	0	0	0	0	0
3498. Summary of remaining write-ins for Line 34 from overflow page.....	0	0	0	0	0	0	0	0	0	0	0	0
3499. TOTALS (Lines 3401 through 3403 plus 3498) (Line 34 above).....	0	0	0	0	0	0	0	0	0	0	0	0

(a) Finance and service charges not included in Lines 1 to 35 \$ ....16,870.

(b) For health business on indicated lines report: Number of persons insured under PPO managed care products.....0 and number of persons insured under indemnity only products.....0.

19.AZ

**EXHIBIT OF PREMIUMS AND LOSSES (Statutory Page 14)**



NAIC Group Code.....241 NAIC Company Code....34339

BUSINESS IN THE STATE OF CALIFORNIA DURING THE YEAR

19.CA

Line of Business	Gross Premiums, Including Policy and Membership Fees, Less Return Premiums and Premiums on Policies not Taken		3 Dividends Paid or Credited to Policyholders on Direct Business	4 Direct Unearned Premium Reserves	5 Direct Losses Paid (deducting salvage)	6 Direct Losses Incurred	7 Direct Losses Unpaid	8 Direct Defense and Cost Containment Expense Paid	9 Direct Defense and Cost Containment Expense Incurred	10 Direct Defense and Cost Containment Expense Unpaid	11 Commissions and Brokerage Expenses	12 Taxes, Licenses and Fees
	1 Direct Premiums Written	2 Direct Premiums Earned										
1. Fire.....	0	0	0	0	0	0	0	0	0	0	0	0
2.1 Allied lines.....	0	0	0	0	0	0	0	0	0	0	0	0
2.2 Multiple peril crop.....	0	0	0	0	0	0	0	0	0	0	0	0
2.3 Federal flood.....	0	0	0	0	0	0	0	0	0	0	0	0
2.4 Private crop.....	0	0	0	0	0	0	0	0	0	0	0	0
2.5 Private flood.....	0	0	0	0	0	0	0	0	0	0	0	0
3. Farmowners multiple peril.....	0	0	0	0	0	0	0	0	0	0	0	0
4. Homeowners multiple peril.....	0	0	0	0	0	0	0	0	0	0	0	0
5.1 Commercial multiple peril (non-liability portion).....	0	0	0	0	0	0	0	0	0	0	0	0
5.2 Commercial multiple peril (liability portion).....	0	0	0	0	0	0	0	0	0	0	0	0
6. Mortgage guaranty.....	0	0	0	0	0	0	0	0	0	0	0	0
8. Ocean marine.....	0	0	0	0	0	0	0	0	0	0	0	0
9. Inland marine.....	0	0	0	0	0	0	0	0	0	0	0	0
10. Financial guaranty.....	0	0	0	0	0	0	0	0	0	0	0	0
11. Medical professional liability.....	0	0	0	0	0	0	0	0	0	0	0	0
12. Earthquake.....	0	0	0	0	0	0	0	0	0	0	0	0
13. Group accident and health (b).....	0	0	0	0	0	0	0	0	0	0	0	0
14. Credit A&H (group and individual).....	0	0	0	0	0	0	0	0	0	0	0	0
15.1 Collectively renewable A&H (b).....	0	0	0	0	0	0	0	0	0	0	0	0
15.2 Non-cancelable A&H (b).....	0	0	0	0	0	0	0	0	0	0	0	0
15.3 Guaranteed renewable A&H (b).....	0	0	0	0	0	0	0	0	0	0	0	0
15.4 Non-renewable for stated reasons only (b).....	0	0	0	0	0	0	0	0	0	0	0	0
15.5 Other accident only.....	0	0	0	0	0	0	0	0	0	0	0	0
15.6 Medicare Title XVIII exempt from state taxes or fees.....	0	0	0	0	0	0	0	0	0	0	0	0
15.7 All other A&H (b).....	0	0	0	0	0	0	0	0	0	0	0	0
15.8 Federal employees health benefits plan premium.....	0	0	0	0	0	0	0	0	0	0	0	0
16. Workers' compensation.....	0	0	0	0	0	0	0	0	0	0	0	0
17.1 Other liability-occurrence.....	0	0	0	0	0	0	0	0	0	0	0	0
17.2 Other liability-claims-made.....	0	0	0	0	0	0	0	0	0	0	0	0
17.3 Excess workers' compensation.....	0	0	0	0	0	0	0	0	0	0	0	0
18. Products liability.....	0	0	0	0	0	0	0	0	0	0	0	0
19.1 Private passenger auto no-fault (personal injury protection).....	0	0	0	0	0	0	0	0	0	0	0	0
19.2 Other private passenger auto liability.....	0	0	0	0	0	0	0	0	0	0	0	0
19.3 Commercial auto no-fault (personal injury protection).....	0	0	0	0	0	0	0	0	0	0	0	0
19.4 Other commercial auto liability.....	0	0	0	0	0	0	0	0	0	0	0	0
21.1 Private passenger auto physical damage.....	0	0	0	0	0	0	0	0	0	0	0	0
21.2 Commercial auto physical damage.....	0	0	0	0	0	0	0	0	0	0	0	0
22. Aircraft (all perils).....	0	0	0	0	0	0	0	0	0	0	0	0
23. Fidelity.....	0	0	0	0	0	0	0	0	0	0	0	0
24. Surety.....	0	0	0	0	0	0	0	0	0	0	0	0
26. Burglary and theft.....	0	0	0	0	0	0	0	0	0	0	0	0
27. Boiler and machinery.....	0	0	0	0	0	0	0	0	0	0	0	0
28. Credit.....	0	0	0	0	0	0	0	0	0	0	0	0
30. Warranty.....	0	0	0	0	0	0	0	0	0	0	0	0
34. Aggregate write-ins for other lines of business.....	0	0	0	0	0	0	0	0	0	0	0	844
35. TOTALS (a).....	0	0	0	0	0	0	0	0	0	0	0	844

**DETAILS OF WRITE-INS**

3401. MISCELLANEOUS.....	0	0	0	0	0	0	0	0	0	0	0	844
3402. ....	0	0	0	0	0	0	0	0	0	0	0	0
3403. ....	0	0	0	0	0	0	0	0	0	0	0	0
3498. Summary of remaining write-ins for Line 34 from overflow page.....	0	0	0	0	0	0	0	0	0	0	0	0
3499. TOTALS (Lines 3401 through 3403 plus 3498) (Line 34 above).....	0	0	0	0	0	0	0	0	0	0	0	844

(a) Finance and service charges not included in Lines 1 to 35 \$.....0.

(b) For health business on indicated lines report: Number of persons insured under PPO managed care products.....0 and number of persons insured under indemnity only products.....0.

**EXHIBIT OF PREMIUMS AND LOSSES (Statutory Page 14)**



NAIC Group Code.....241 NAIC Company Code....34339

BUSINESS IN THE STATE OF COLORADO DURING THE YEAR

Line of Business	Gross Premiums, Including Policy and Membership Fees, Less Return Premiums and Premiums on Policies not Taken		3 Dividends Paid or Credited to Policyholders on Direct Business	4 Direct Unearned Premium Reserves	5 Direct Losses Paid (deducting salvage)	6 Direct Losses Incurred	7 Direct Losses Unpaid	8 Direct Defense and Cost Containment Expense Paid	9 Direct Defense and Cost Containment Expense Incurred	10 Direct Defense and Cost Containment Expense Unpaid	11 Commissions and Brokerage Expenses	12 Taxes, Licenses and Fees
	1 Direct Premiums Written	2 Direct Premiums Earned										
1. Fire.....	0	0	0	0	0	0	0	0	0	0	0	0
2.1 Allied lines.....	0	0	0	0	0	0	0	0	0	0	0	0
2.2 Multiple peril crop.....	0	0	0	0	0	0	0	0	0	0	0	0
2.3 Federal flood.....	0	0	0	0	0	0	0	0	0	0	0	0
2.4 Private crop.....	0	0	0	0	0	0	0	0	0	0	0	0
2.5 Private flood.....	0	0	0	0	0	0	0	0	0	0	0	0
3. Farmowners multiple peril.....	0	0	0	0	0	0	0	0	0	0	0	0
4. Homeowners multiple peril.....	0	0	0	0	0	0	0	0	0	0	0	0
5.1 Commercial multiple peril (non-liability portion).....	0	0	0	0	0	0	0	0	0	0	0	0
5.2 Commercial multiple peril (liability portion).....	0	0	0	0	0	0	0	0	0	0	0	0
6. Mortgage guaranty.....	0	0	0	0	0	0	0	0	0	0	0	0
8. Ocean marine.....	0	0	0	0	0	0	0	0	0	0	0	0
9. Inland marine.....	0	0	0	0	0	0	0	0	0	0	0	0
10. Financial guaranty.....	0	0	0	0	0	0	0	0	0	0	0	0
11. Medical professional liability.....	0	0	0	0	0	0	0	0	0	0	0	0
12. Earthquake.....	0	0	0	0	0	0	0	0	0	0	0	0
13. Group accident and health (b).....	0	0	0	0	0	0	0	0	0	0	0	0
14. Credit A&H (group and individual).....	0	0	0	0	0	0	0	0	0	0	0	0
15.1 Collectively renewable A&H (b).....	0	0	0	0	0	0	0	0	0	0	0	0
15.2 Non-cancelable A&H (b).....	0	0	0	0	0	0	0	0	0	0	0	0
15.3 Guaranteed renewable A&H (b).....	0	0	0	0	0	0	0	0	0	0	0	0
15.4 Non-renewable for stated reasons only (b).....	0	0	0	0	0	0	0	0	0	0	0	0
15.5 Other accident only.....	0	0	0	0	0	0	0	0	0	0	0	0
15.6 Medicare Title XVIII exempt from state taxes or fees.....	0	0	0	0	0	0	0	0	0	0	0	0
15.7 All other A&H (b).....	0	0	0	0	0	0	0	0	0	0	0	0
15.8 Federal employees health benefits plan premium.....	0	0	0	0	0	0	0	0	0	0	0	0
16. Workers' compensation.....	0	0	0	0	0	0	0	0	0	0	0	0
17.1 Other liability-occurrence.....	0	0	0	0	0	0	0	0	0	0	0	0
17.2 Other liability-claims-made.....	0	0	0	0	0	0	0	0	0	0	0	0
17.3 Excess workers' compensation.....	0	0	0	0	0	0	0	0	0	0	0	0
18. Products liability.....	0	0	0	0	0	0	0	0	0	0	0	0
19.1 Private passenger auto no-fault (personal injury protection).....	0	0	0	0	0	0	0	0	0	0	0	0
19.2 Other private passenger auto liability.....	0	0	0	0	0	0	0	0	0	0	0	0
19.3 Commercial auto no-fault (personal injury protection).....	0	0	0	0	0	0	0	0	0	0	0	0
19.4 Other commercial auto liability.....	0	0	0	0	0	0	0	0	0	0	0	0
21.1 Private passenger auto physical damage.....	0	0	0	0	0	0	0	0	0	0	0	0
21.2 Commercial auto physical damage.....	0	0	0	0	0	0	0	0	0	0	0	0
22. Aircraft (all perils).....	0	0	0	0	0	0	0	0	0	0	0	0
23. Fidelity.....	0	0	0	0	0	0	0	0	0	0	0	0
24. Surety.....	0	0	0	0	0	0	0	0	0	0	0	0
26. Burglary and theft.....	0	0	0	0	0	0	0	0	0	0	0	0
27. Boiler and machinery.....	0	0	0	0	0	0	0	0	0	0	0	0
28. Credit.....	0	0	0	0	0	0	0	0	0	0	0	0
30. Warranty.....	0	0	0	0	0	0	0	0	0	0	0	0
34. Aggregate write-ins for other lines of business.....	0	0	0	0	0	0	0	0	0	0	0	0
35. TOTALS (a).....	0	0	0	0	0	0	0	0	0	0	0	0

**DETAILS OF WRITE-INS**

3401. MISCELLANEOUS.....	0	0	0	0	0	0	0	0	0	0	0	0
3402. ....	0	0	0	0	0	0	0	0	0	0	0	0
3403. ....	0	0	0	0	0	0	0	0	0	0	0	0
3498. Summary of remaining write-ins for Line 34 from overflow page.....	0	0	0	0	0	0	0	0	0	0	0	0
3499. TOTALS (Lines 3401 through 3403 plus 3498) (Line 34 above).....	0	0	0	0	0	0	0	0	0	0	0	0

(a) Finance and service charges not included in Lines 1 to 35 \$.....0.

(b) For health business on indicated lines report: Number of persons insured under PPO managed care products.....0 and number of persons insured under indemnity only products.....0.

19.CO

**EXHIBIT OF PREMIUMS AND LOSSES (Statutory Page 14)**



NAIC Group Code.....241 NAIC Company Code....34339

BUSINESS IN THE STATE OF CONNECTICUT DURING THE YEAR

19.CT

Line of Business	Gross Premiums, Including Policy and Membership Fees, Less Return Premiums and Premiums on Policies not Taken		3 Dividends Paid or Credited to Policyholders on Direct Business	4 Direct Unearned Premium Reserves	5 Direct Losses Paid (deducting salvage)	6 Direct Losses Incurred	7 Direct Losses Unpaid	8 Direct Defense and Cost Containment Expense Paid	9 Direct Defense and Cost Containment Expense Incurred	10 Direct Defense and Cost Containment Expense Unpaid	11 Commissions and Brokerage Expenses	12 Taxes, Licenses and Fees
	1 Direct Premiums Written	2 Direct Premiums Earned										
1. Fire.....	0	0	0	0	0	0	0	0	0	0	0	0
2.1 Allied lines.....	0	0	0	0	0	0	0	0	0	0	0	0
2.2 Multiple peril crop.....	0	0	0	0	0	0	0	0	0	0	0	0
2.3 Federal flood.....	0	0	0	0	0	0	0	0	0	0	0	0
2.4 Private crop.....	0	0	0	0	0	0	0	0	0	0	0	0
2.5 Private flood.....	0	0	0	0	0	0	0	0	0	0	0	0
3. Farmowners multiple peril.....	0	0	0	0	0	0	0	0	0	0	0	0
4. Homeowners multiple peril.....	19,294,404	19,275,951	2,667	10,229,971	6,006,497	6,015,210	2,169,618	156,445	148,284	79,933	1,143,941	384,401
5.1 Commercial multiple peril (non-liability portion).....	0	0	0	0	0	0	0	0	0	0	0	0
5.2 Commercial multiple peril (liability portion).....	0	0	0	0	0	0	0	0	0	0	0	0
6. Mortgage guaranty.....	0	0	0	0	0	0	0	0	0	0	0	0
8. Ocean marine.....	0	0	0	0	0	0	0	0	0	0	0	0
9. Inland marine.....	416,799	417,905	0	220,500	79,458	101,698	43,861	0	453	1,148	24,391	8,309
10. Financial guaranty.....	0	0	0	0	0	0	0	0	0	0	0	0
11. Medical professional liability.....	0	0	0	0	0	0	0	0	0	0	0	0
12. Earthquake.....	15,082	15,579	0	7,405	0	166	854	0	19	28	896	306
13. Group accident and health (b).....	0	0	0	0	0	0	0	0	0	0	0	0
14. Credit A&H (group and individual).....	0	0	0	0	0	0	0	0	0	0	0	0
15.1 Collectively renewable A&H (b).....	0	0	0	0	0	0	0	0	0	0	0	0
15.2 Non-cancelable A&H (b).....	0	0	0	0	0	0	0	0	0	0	0	0
15.3 Guaranteed renewable A&H (b).....	0	0	0	0	0	0	0	0	0	0	0	0
15.4 Non-renewable for stated reasons only (b).....	0	0	0	0	0	0	0	0	0	0	0	0
15.5 Other accident only.....	0	0	0	0	0	0	0	0	0	0	0	0
15.6 Medicare Title XVIII exempt from state taxes or fees.....	0	0	0	0	0	0	0	0	0	0	0	0
15.7 All other A&H (b).....	0	0	0	0	0	0	0	0	0	0	0	0
15.8 Federal employees health benefits plan premium.....	0	0	0	0	0	0	0	0	0	0	0	0
16. Workers' compensation.....	0	0	0	0	0	0	0	0	0	0	0	0
17.1 Other liability-occurrence.....	0	0	0	0	0	0	0	0	0	0	0	0
17.2 Other liability-claims-made.....	0	0	0	0	0	0	0	0	0	0	0	0
17.3 Excess workers' compensation.....	0	0	0	0	0	0	0	0	0	0	0	0
18. Products liability.....	0	0	0	0	0	0	0	0	0	0	0	0
19.1 Private passenger auto no-fault (personal injury protection).....	0	0	0	0	0	0	0	0	0	0	0	0
19.2 Other private passenger auto liability.....	30,965,287	29,951,859	4,505	12,622,163	19,605,215	18,609,423	27,822,530	378,948	290,932	2,305,624	1,688,172	616,951
19.3 Commercial auto no-fault (personal injury protection).....	0	0	0	0	0	0	0	0	0	0	0	0
19.4 Other commercial auto liability.....	0	0	0	0	0	0	0	0	0	0	0	0
21.1 Private passenger auto physical damage.....	20,586,010	20,053,723	2,995	8,283,522	11,136,422	11,173,167	126,321	82,651	86,707	9,628	1,125,616	410,116
21.2 Commercial auto physical damage.....	0	0	0	0	0	0	0	0	0	0	0	0
22. Aircraft (all perils).....	0	0	0	0	0	0	0	0	0	0	0	0
23. Fidelity.....	0	0	0	0	0	0	0	0	0	0	0	0
24. Surety.....	0	0	0	0	0	0	0	0	0	0	0	0
26. Burglary and theft.....	0	0	0	0	0	0	0	0	0	0	0	0
27. Boiler and machinery.....	0	0	0	0	0	0	0	0	0	0	0	0
28. Credit.....	0	0	0	0	0	0	0	0	0	0	0	0
30. Warranty.....	0	0	0	0	0	0	0	0	0	0	0	0
34. Aggregate write-ins for other lines of business.....	0	0	0	0	0	0	0	0	0	0	0	0
35. TOTALS (a).....	71,277,582	69,715,017	10,167	31,363,561	36,827,592	35,899,664	30,163,184	618,044	526,395	2,396,361	3,983,016	1,420,083

**DETAILS OF WRITE-INS**

3401. MISCELLANEOUS.....	0	0	0	0	0	0	0	0	0	0	0	0
3402. ....	0	0	0	0	0	0	0	0	0	0	0	0
3403. ....	0	0	0	0	0	0	0	0	0	0	0	0
3498. Summary of remaining write-ins for Line 34 from overflow page.....	0	0	0	0	0	0	0	0	0	0	0	0
3499. TOTALS (Lines 3401 through 3403 plus 3498) (Line 34 above).....	0	0	0	0	0	0	0	0	0	0	0	0

(a) Finance and service charges not included in Lines 1 to 35 \$ ....155,196.

(b) For health business on indicated lines report: Number of persons insured under PPO managed care products.....0 and number of persons insured under indemnity only products.....0.



**EXHIBIT OF PREMIUMS AND LOSSES (Statutory Page 14)**



NAIC Group Code.....241 NAIC Company Code....34339

BUSINESS IN THE STATE OF DISTRICT OF COLUMBIA DURING THE YEAR

Line of Business	Gross Premiums, Including Policy and Membership Fees, Less Return Premiums and Premiums on Policies not Taken		3 Dividends Paid or Credited to Policyholders on Direct Business	4 Direct Unearned Premium Reserves	5 Direct Losses Paid (deducting salvage)	6 Direct Losses Incurred	7 Direct Losses Unpaid	8 Direct Defense and Cost Containment Expense Paid	9 Direct Defense and Cost Containment Expense Incurred	10 Direct Defense and Cost Containment Expense Unpaid	11 Commissions and Brokerage Expenses	12 Taxes, Licenses and Fees
	1 Direct Premiums Written	2 Direct Premiums Earned										
1. Fire.....	0	0	0	0	0	0	0	0	0	0	0	0
2.1 Allied lines.....	0	0	0	0	0	0	0	0	0	0	0	0
2.2 Multiple peril crop.....	0	0	0	0	0	0	0	0	0	0	0	0
2.3 Federal flood.....	0	0	0	0	0	0	0	0	0	0	0	0
2.4 Private crop.....	0	0	0	0	0	0	0	0	0	0	0	0
2.5 Private flood.....	0	0	0	0	0	0	0	0	0	0	0	0
3. Farmowners multiple peril.....	0	0	0	0	0	0	0	0	0	0	0	0
4. Homeowners multiple peril.....	89,809	98,903	0	47,420	8,527	5,079	14,780	0	(136)	377	5,267	2,218
5.1 Commercial multiple peril (non-liability portion).....	0	0	0	0	0	0	0	0	0	0	0	0
5.2 Commercial multiple peril (liability portion).....	0	0	0	0	0	0	0	0	0	0	0	0
6. Mortgage guaranty.....	0	0	0	0	0	0	0	0	0	0	0	0
8. Ocean marine.....	0	0	0	0	0	0	0	0	0	0	0	0
9. Inland marine.....	3,419	3,644	0	1,469	0	(249)	452	0	(5)	15	140	84
10. Financial guaranty.....	0	0	0	0	0	0	0	0	0	0	0	0
11. Medical professional liability.....	0	0	0	0	0	0	0	0	0	0	0	0
12. Earthquake.....	100	72	0	28	0	2	2	0	0	0	0	2
13. Group accident and health (b).....	0	0	0	0	0	0	0	0	0	0	0	0
14. Credit A&H (group and individual).....	0	0	0	0	0	0	0	0	0	0	0	0
15.1 Collectively renewable A&H (b).....	0	0	0	0	0	0	0	0	0	0	0	0
15.2 Non-cancelable A&H (b).....	0	0	0	0	0	0	0	0	0	0	0	0
15.3 Guaranteed renewable A&H (b).....	0	0	0	0	0	0	0	0	0	0	0	0
15.4 Non-renewable for stated reasons only (b).....	0	0	0	0	0	0	0	0	0	0	0	0
15.5 Other accident only.....	0	0	0	0	0	0	0	0	0	0	0	0
15.6 Medicare Title XVIII exempt from state taxes or fees.....	0	0	0	0	0	0	0	0	0	0	0	0
15.7 All other A&H (b).....	0	0	0	0	0	0	0	0	0	0	0	0
15.8 Federal employees health benefits plan premium.....	0	0	0	0	0	0	0	0	0	0	0	0
16. Workers' compensation.....	0	0	0	0	0	0	0	0	0	0	0	0
17.1 Other liability-occurrence.....	748	748	0	231	0	134	503	0	1	3	1	18
17.2 Other liability-claims-made.....	0	0	0	0	0	0	0	0	0	0	0	0
17.3 Excess workers' compensation.....	0	0	0	0	0	0	0	0	0	0	0	0
18. Products liability.....	0	0	0	0	0	0	0	0	0	0	0	0
19.1 Private passenger auto no-fault (personal injury protection).....	1,945	2,147	1	928	0	170	4,863	0	(257)	989	69	48
19.2 Other private passenger auto liability.....	49,631	49,772	36	24,368	117,321	125,379	17,482	108	507	1,128	1,469	1,207
19.3 Commercial auto no-fault (personal injury protection).....	0	0	0	0	0	0	0	0	0	0	0	0
19.4 Other commercial auto liability.....	0	0	0	0	0	0	0	0	0	0	0	0
21.1 Private passenger auto physical damage.....	96,608	88,260	70	39,621	34,227	35,508	2,320	0	7	(3)	2,547	2,404
21.2 Commercial auto physical damage.....	0	0	0	0	0	0	0	0	0	0	0	0
22. Aircraft (all perils).....	0	0	0	0	0	0	0	0	0	0	0	0
23. Fidelity.....	0	0	0	0	0	0	0	0	0	0	0	0
24. Surety.....	0	0	0	0	0	0	0	0	0	0	0	0
26. Burglary and theft.....	0	0	0	0	0	0	0	0	0	0	0	0
27. Boiler and machinery.....	0	0	0	0	0	0	0	0	0	0	0	0
28. Credit.....	0	0	0	0	0	0	0	0	0	0	0	0
30. Warranty.....	0	0	0	0	0	0	0	0	0	0	0	0
34. Aggregate write-ins for other lines of business.....	0	0	0	0	0	0	0	0	0	0	0	0
35. TOTALS (a).....	242,260	243,546	107	114,065	160,075	166,023	40,402	108	117	2,509	9,493	5,981

**DETAILS OF WRITE-INS**

3401. MISCELLANEOUS.....	0	0	0	0	0	0	0	0	0	0	0	0
3402. ....	0	0	0	0	0	0	0	0	0	0	0	0
3403. ....	0	0	0	0	0	0	0	0	0	0	0	0
3498. Summary of remaining write-ins for Line 34 from overflow page.....	0	0	0	0	0	0	0	0	0	0	0	0
3499. TOTALS (Lines 3401 through 3403 plus 3498) (Line 34 above).....	0	0	0	0	0	0	0	0	0	0	0	0

(a) Finance and service charges not included in Lines 1 to 35 \$....1,249.

(b) For health business on indicated lines report: Number of persons insured under PPO managed care products.....0 and number of persons insured under indemnity only products.....0.

19.DC

**EXHIBIT OF PREMIUMS AND LOSSES (Statutory Page 14)**



NAIC Group Code.....241 NAIC Company Code....34339

BUSINESS IN THE STATE OF DELAWARE DURING THE YEAR

19.DE

Line of Business	Gross Premiums, Including Policy and Membership Fees, Less Return Premiums and Premiums on Policies not Taken		3 Dividends Paid or Credited to Policyholders on Direct Business	4 Direct Unearned Premium Reserves	5 Direct Losses Paid (deducting salvage)	6 Direct Losses Incurred	7 Direct Losses Unpaid	8 Direct Defense and Cost Containment Expense Paid	9 Direct Defense and Cost Containment Expense Incurred	10 Direct Defense and Cost Containment Expense Unpaid	11 Commissions and Brokerage Expenses	12 Taxes, Licenses and Fees
	1 Direct Premiums Written	2 Direct Premiums Earned										
1. Fire.....	0	0	0	0	0	0	0	0	0	0	0	0
2.1 Allied lines.....	0	0	0	0	0	0	0	0	0	0	0	0
2.2 Multiple peril crop.....	0	0	0	0	0	0	0	0	0	0	0	0
2.3 Federal flood.....	0	0	0	0	0	0	0	0	0	0	0	0
2.4 Private crop.....	0	0	0	0	0	0	0	0	0	0	0	0
2.5 Private flood.....	0	0	0	0	0	0	0	0	0	0	0	0
3. Farmowners multiple peril.....	0	0	0	0	0	0	0	0	0	0	0	0
4. Homeowners multiple peril.....	874,515	842,915	243	473,708	335,384	376,916	87,583	80	1,949	3,317	33,007	18,192
5.1 Commercial multiple peril (non-liability portion).....	0	0	0	0	0	0	0	0	0	0	0	0
5.2 Commercial multiple peril (liability portion).....	0	0	0	0	0	0	0	0	0	0	0	0
6. Mortgage guaranty.....	0	0	0	0	0	0	0	0	0	0	0	0
8. Ocean marine.....	0	0	0	0	0	0	0	0	0	0	0	0
9. Inland marine.....	17,592	17,067	0	9,308	13,215	13,296	859	0	6	28	676	366
10. Financial guaranty.....	0	0	0	0	0	0	0	0	0	0	0	0
11. Medical professional liability.....	0	0	0	0	0	0	0	0	0	0	0	0
12. Earthquake.....	310	309	0	155	0	6	15	0	0	0	12	6
13. Group accident and health (b).....	0	0	0	0	0	0	0	0	0	0	0	0
14. Credit A&H (group and individual).....	0	0	0	0	0	0	0	0	0	0	0	0
15.1 Collectively renewable A&H (b).....	0	0	0	0	0	0	0	0	0	0	0	0
15.2 Non-cancelable A&H (b).....	0	0	0	0	0	0	0	0	0	0	0	0
15.3 Guaranteed renewable A&H (b).....	0	0	0	0	0	0	0	0	0	0	0	0
15.4 Non-renewable for stated reasons only (b).....	0	0	0	0	0	0	0	0	0	0	0	0
15.5 Other accident only.....	0	0	0	0	0	0	0	0	0	0	0	0
15.6 Medicare Title XVIII exempt from state taxes or fees.....	0	0	0	0	0	0	0	0	0	0	0	0
15.7 All other A&H (b).....	0	0	0	0	0	0	0	0	0	0	0	0
15.8 Federal employees health benefits plan premium.....	0	0	0	0	0	0	0	0	0	0	0	0
16. Workers' compensation.....	0	0	0	0	0	0	0	0	0	0	0	0
17.1 Other liability-occurrence.....	0	0	0	0	0	0	0	0	0	0	0	0
17.2 Other liability-claims-made.....	0	0	0	0	0	0	0	0	0	0	0	0
17.3 Excess workers' compensation.....	0	0	0	0	0	0	0	0	0	0	0	0
18. Products liability.....	0	0	0	0	0	0	0	0	0	0	0	0
19.1 Private passenger auto no-fault (personal injury protection).....	878,529	870,845	151	369,847	865,161	939,750	303,410	17,954	18,863	61,658	34,421	18,279
19.2 Other private passenger auto liability.....	2,301,348	2,261,717	397	942,828	2,018,474	1,979,610	2,294,912	112,449	108,930	185,559	90,113	47,867
19.3 Commercial auto no-fault (personal injury protection).....	0	0	0	0	0	0	0	0	0	0	0	0
19.4 Other commercial auto liability.....	0	0	0	0	0	0	0	0	0	0	0	0
21.1 Private passenger auto physical damage.....	2,018,249	2,013,448	348	794,308	934,937	937,305	(2,999)	5,646	6,351	1,535	79,182	41,988
21.2 Commercial auto physical damage.....	0	0	0	0	0	0	0	0	0	0	0	0
22. Aircraft (all perils).....	0	0	0	0	0	0	0	0	0	0	0	0
23. Fidelity.....	0	0	0	0	0	0	0	0	0	0	0	0
24. Surety.....	0	0	0	0	0	0	0	0	0	0	0	0
26. Burglary and theft.....	0	0	0	0	0	0	0	0	0	0	0	0
27. Boiler and machinery.....	0	0	0	0	0	0	0	0	0	0	0	0
28. Credit.....	0	0	0	0	0	0	0	0	0	0	0	0
30. Warranty.....	0	0	0	0	0	0	0	0	0	0	0	0
34. Aggregate write-ins for other lines of business.....	0	0	0	0	0	0	0	0	0	0	0	0
35. TOTALS (a).....	6,090,543	6,006,301	1,139	2,590,154	4,167,171	4,246,883	2,683,780	136,129	136,099	252,097	237,411	126,698

**DETAILS OF WRITE-INS**

3401. MISCELLANEOUS.....	0	0	0	0	0	0	0	0	0	0	0	0
3402. ....	0	0	0	0	0	0	0	0	0	0	0	0
3403. ....	0	0	0	0	0	0	0	0	0	0	0	0
3498. Summary of remaining write-ins for Line 34 from overflow page.....	0	0	0	0	0	0	0	0	0	0	0	0
3499. TOTALS (Lines 3401 through 3403 plus 3498) (Line 34 above).....	0	0	0	0	0	0	0	0	0	0	0	0

(a) Finance and service charges not included in Lines 1 to 35 \$ ... 8,893.

(b) For health business on indicated lines report: Number of persons insured under PPO managed care products.....0 and number of persons insured under indemnity only products.....0.

**EXHIBIT OF PREMIUMS AND LOSSES (Statutory Page 14)**



NAIC Group Code.....241 NAIC Company Code....34339

BUSINESS IN THE STATE OF FLORIDA DURING THE YEAR

Line of Business	Gross Premiums, Including Policy and Membership Fees, Less Return Premiums and Premiums on Policies not Taken		3 Dividends Paid or Credited to Policyholders on Direct Business	4 Direct Unearned Premium Reserves	5 Direct Losses Paid (deducting salvage)	6 Direct Losses Incurred	7 Direct Losses Unpaid	8 Direct Defense and Cost Containment Expense Paid	9 Direct Defense and Cost Containment Expense Incurred	10 Direct Defense and Cost Containment Expense Unpaid	11 Commissions and Brokerage Expenses	12 Taxes, Licenses and Fees
	1 Direct Premiums Written	2 Direct Premiums Earned										
1. Fire.....	0	0	0	0	0	0	0	0	0	0	0	0
2.1 Allied lines.....	0	0	0	0	0	0	0	0	0	0	0	0
2.2 Multiple peril crop.....	0	0	0	0	0	0	0	0	0	0	0	0
2.3 Federal flood.....	0	0	0	0	0	0	0	0	0	0	0	0
2.4 Private crop.....	0	0	0	0	0	0	0	0	0	0	0	0
2.5 Private flood.....	0	0	0	0	0	0	0	0	0	0	0	0
3. Farmowners multiple peril.....	0	0	0	0	0	0	0	0	0	0	0	0
4. Homeowners multiple peril.....	0	0	0	0	0	0	0	0	0	0	0	0
5.1 Commercial multiple peril (non-liability portion).....	0	0	0	0	0	0	0	0	0	0	0	0
5.2 Commercial multiple peril (liability portion).....	0	0	0	0	0	0	0	0	0	0	0	0
6. Mortgage guaranty.....	0	0	0	0	0	0	0	0	0	0	0	0
8. Ocean marine.....	0	0	0	0	0	0	0	0	0	0	0	0
9. Inland marine.....	0	0	0	0	0	0	0	0	0	0	0	0
10. Financial guaranty.....	0	0	0	0	0	0	0	0	0	0	0	0
11. Medical professional liability.....	0	0	0	0	0	0	0	0	0	0	0	0
12. Earthquake.....	0	0	0	0	0	0	0	0	0	0	0	0
13. Group accident and health (b).....	0	0	0	0	0	0	0	0	0	0	0	0
14. Credit A&H (group and individual).....	0	0	0	0	0	0	0	0	0	0	0	0
15.1 Collectively renewable A&H (b).....	0	0	0	0	0	0	0	0	0	0	0	0
15.2 Non-cancelable A&H (b).....	0	0	0	0	0	0	0	0	0	0	0	0
15.3 Guaranteed renewable A&H (b).....	0	0	0	0	0	0	0	0	0	0	0	0
15.4 Non-renewable for stated reasons only (b).....	0	0	0	0	0	0	0	0	0	0	0	0
15.5 Other accident only.....	0	0	0	0	0	0	0	0	0	0	0	0
15.6 Medicare Title XVIII exempt from state taxes or fees.....	0	0	0	0	0	0	0	0	0	0	0	0
15.7 All other A&H (b).....	0	0	0	0	0	0	0	0	0	0	0	0
15.8 Federal employees health benefits plan premium.....	0	0	0	0	0	0	0	0	0	0	0	0
16. Workers' compensation.....	0	0	0	0	0	0	0	0	0	0	0	0
17.1 Other liability-occurrence.....	0	0	0	0	0	0	0	0	0	0	0	0
17.2 Other liability-claims-made.....	0	0	0	0	0	0	0	0	0	0	0	0
17.3 Excess workers' compensation.....	0	0	0	0	0	0	0	0	0	0	0	0
18. Products liability.....	0	0	0	0	0	0	0	0	0	0	0	0
19.1 Private passenger auto no-fault (personal injury protection).....	34	184	0	13	0	(84)	120	0	(31)	24	22	1,515
19.2 Other private passenger auto liability.....	306	1,353	0	109	0	(496)	392	0	(35)	31	202	13,637
19.3 Commercial auto no-fault (personal injury protection).....	0	0	0	0	0	0	0	0	0	0	0	0
19.4 Other commercial auto liability.....	0	0	0	0	0	0	0	0	0	0	0	0
21.1 Private passenger auto physical damage.....	14	414	0	0	0	(64)	27	0	2	0	9	624
21.2 Commercial auto physical damage.....	0	0	0	0	0	0	0	0	0	0	0	0
22. Aircraft (all perils).....	0	0	0	0	0	0	0	0	0	0	0	0
23. Fidelity.....	0	0	0	0	0	0	0	0	0	0	0	0
24. Surety.....	0	0	0	0	0	0	0	0	0	0	0	0
26. Burglary and theft.....	0	0	0	0	0	0	0	0	0	0	0	0
27. Boiler and machinery.....	0	0	0	0	0	0	0	0	0	0	0	0
28. Credit.....	0	0	0	0	0	0	0	0	0	0	0	0
30. Warranty.....	0	0	0	0	0	0	0	0	0	0	0	0
34. Aggregate write-ins for other lines of business.....	0	0	0	0	0	0	0	0	0	0	0	0
35. TOTALS (a).....	354	1,951	0	122	0	(644)	539	0	(64)	55	233	15,776

**DETAILS OF WRITE-INS**

3401. MISCELLANEOUS.....	0	0	0	0	0	0	0	0	0	0	0	0
3402. ....	0	0	0	0	0	0	0	0	0	0	0	0
3403. ....	0	0	0	0	0	0	0	0	0	0	0	0
3498. Summary of remaining write-ins for Line 34 from overflow page.....	0	0	0	0	0	0	0	0	0	0	0	0
3499. TOTALS (Lines 3401 through 3403 plus 3498) (Line 34 above).....	0	0	0	0	0	0	0	0	0	0	0	0

(a) Finance and service charges not included in Lines 1 to 35 \$.....0.

(b) For health business on indicated lines report: Number of persons insured under PPO managed care products.....0 and number of persons insured under indemnity only products.....0.

19.FL

**EXHIBIT OF PREMIUMS AND LOSSES (Statutory Page 14)**



NAIC Group Code.....241 NAIC Company Code....34339

BUSINESS IN THE STATE OF GEORGIA DURING THE YEAR

Line of Business	Gross Premiums, Including Policy and Membership Fees, Less Return Premiums and Premiums on Policies not Taken		3 Dividends Paid or Credited to Policyholders on Direct Business	4 Direct Unearned Premium Reserves	5 Direct Losses Paid (deducting salvage)	6 Direct Losses Incurred	7 Direct Losses Unpaid	8 Direct Defense and Cost Containment Expense Paid	9 Direct Defense and Cost Containment Expense Incurred	10 Direct Defense and Cost Containment Expense Unpaid	11 Commissions and Brokerage Expenses	12 Taxes, Licenses and Fees
	1 Direct Premiums Written	2 Direct Premiums Earned										
1. Fire.....	0	0	0	0	0	0	0	0	0	0	0	0
2.1 Allied lines.....	0	0	0	0	0	0	0	0	0	0	0	0
2.2 Multiple peril crop.....	0	0	0	0	0	0	0	0	0	0	0	0
2.3 Federal flood.....	0	0	0	0	0	0	0	0	0	0	0	0
2.4 Private crop.....	0	0	0	0	0	0	0	0	0	0	0	0
2.5 Private flood.....	0	0	0	0	0	0	0	0	0	0	0	0
3. Farmowners multiple peril.....	0	0	0	0	0	0	0	0	0	0	0	0
4. Homeowners multiple peril.....	9,149,341	9,310,094	11,178	4,839,130	8,793,662	8,965,522	1,394,590	8,000	7,829	42,619	312,104	338,332
5.1 Commercial multiple peril (non-liability portion).....	0	0	0	0	0	0	0	0	0	0	0	0
5.2 Commercial multiple peril (liability portion).....	0	0	0	0	0	0	0	0	0	0	0	0
6. Mortgage guaranty.....	0	0	0	0	0	0	0	0	0	0	0	0
8. Ocean marine.....	0	0	0	0	0	0	0	0	0	0	0	0
9. Inland marine.....	163,338	167,087	0	82,875	70,726	101,456	55,514	0	570	1,296	5,601	6,043
10. Financial guaranty.....	0	0	0	0	0	0	0	0	0	0	0	0
11. Medical professional liability.....	0	0	0	0	0	0	0	0	0	0	0	0
12. Earthquake.....	3,750	3,856	0	2,123	0	57	409	0	8	13	114	139
13. Group accident and health (b).....	0	0	0	0	0	0	0	0	0	0	0	0
14. Credit A&H (group and individual).....	0	0	0	0	0	0	0	0	0	0	0	0
15.1 Collectively renewable A&H (b).....	0	0	0	0	0	0	0	0	0	0	0	0
15.2 Non-cancelable A&H (b).....	0	0	0	0	0	0	0	0	0	0	0	0
15.3 Guaranteed renewable A&H (b).....	0	0	0	0	0	0	0	0	0	0	0	0
15.4 Non-renewable for stated reasons only (b).....	0	0	0	0	0	0	0	0	0	0	0	0
15.5 Other accident only.....	0	0	0	0	0	0	0	0	0	0	0	0
15.6 Medicare Title XVIII exempt from state taxes or fees.....	0	0	0	0	0	0	0	0	0	0	0	0
15.7 All other A&H (b).....	0	0	0	0	0	0	0	0	0	0	0	0
15.8 Federal employees health benefits plan premium.....	0	0	0	0	0	0	0	0	0	0	0	0
16. Workers' compensation.....	0	0	0	0	0	0	0	0	0	0	0	0
17.1 Other liability-occurrence.....	0	0	0	0	0	0	0	0	0	0	0	0
17.2 Other liability-claims-made.....	0	0	0	0	0	0	0	0	0	0	0	0
17.3 Excess workers' compensation.....	0	0	0	0	0	0	0	0	0	0	0	0
18. Products liability.....	0	0	0	0	0	0	0	0	0	0	0	0
19.1 Private passenger auto no-fault (personal injury protection).....	0	0	0	0	0	0	0	0	0	0	0	0
19.2 Other private passenger auto liability.....	28,887,885	28,376,611	13,264	12,433,486	20,516,822	19,656,273	15,984,147	425,558	344,248	1,279,118	919,279	894,117
19.3 Commercial auto no-fault (personal injury protection).....	0	0	0	0	0	0	0	0	0	0	0	0
19.4 Other commercial auto liability.....	0	0	0	0	0	0	0	0	0	0	0	0
21.1 Private passenger auto physical damage.....	14,985,265	15,744,564	6,881	6,371,024	8,780,243	8,598,122	279,095	24,542	31,467	10,568	477,175	463,893
21.2 Commercial auto physical damage.....	0	0	0	0	0	0	0	0	0	0	0	0
22. Aircraft (all perils).....	0	0	0	0	0	0	0	0	0	0	0	0
23. Fidelity.....	0	0	0	0	0	0	0	0	0	0	0	0
24. Surety.....	0	0	0	0	0	0	0	0	0	0	0	0
26. Burglary and theft.....	0	0	0	0	0	0	0	0	0	0	0	0
27. Boiler and machinery.....	0	0	0	0	0	0	0	0	0	0	0	0
28. Credit.....	0	0	0	0	0	0	0	0	0	0	0	0
30. Warranty.....	0	0	0	0	0	0	0	0	0	0	0	0
34. Aggregate write-ins for other lines of business.....	0	0	0	0	0	0	0	0	0	0	0	0
35. TOTALS (a).....	53,189,579	53,602,212	31,323	23,728,638	38,161,453	37,321,430	17,713,755	458,100	384,122	1,333,614	1,714,273	1,702,524

**DETAILS OF WRITE-INS**

3401. MISCELLANEOUS.....	0	0	0	0	0	0	0	0	0	0	0	0
3402. ....	0	0	0	0	0	0	0	0	0	0	0	0
3403. ....	0	0	0	0	0	0	0	0	0	0	0	0
3498. Summary of remaining write-ins for Line 34 from overflow page.....	0	0	0	0	0	0	0	0	0	0	0	0
3499. TOTALS (Lines 3401 through 3403 plus 3498) (Line 34 above).....	0	0	0	0	0	0	0	0	0	0	0	0

(a) Finance and service charges not included in Lines 1 to 35 \$...33,596.

(b) For health business on indicated lines report: Number of persons insured under PPO managed care products.....0 and number of persons insured under indemnity only products.....0.

19.GA

**EXHIBIT OF PREMIUMS AND LOSSES (Statutory Page 14)**



NAIC Group Code.....241 NAIC Company Code....34339

BUSINESS IN GRAND TOTAL DURING THE YEAR

19.GT

Line of Business	Gross Premiums, Including Policy and Membership Fees, Less Return Premiums and Premiums on Policies not Taken		3 Dividends Paid or Credited to Policyholders on Direct Business	4 Direct Unearned Premium Reserves	5 Direct Losses Paid (deducting salvage)	6 Direct Losses Incurred	7 Direct Losses Unpaid	8 Direct Defense and Cost Containment Expense Paid	9 Direct Defense and Cost Containment Expense Incurred	10 Direct Defense and Cost Containment Expense Unpaid	11 Commissions and Brokerage Expenses	12 Taxes, Licenses and Fees
	1 Direct Premiums Written	2 Direct Premiums Earned										
1. Fire.....	0	0	0	0	0	0	0	0	0	0	0	0
2.1 Allied lines.....	0	0	0	0	0	0	0	0	0	0	0	0
2.2 Multiple peril crop.....	0	0	0	0	0	0	0	0	0	0	0	0
2.3 Federal flood.....	390	639	0	295	0	0	0	0	0	0	21	11
2.4 Private crop.....	0	0	0	0	0	0	0	0	0	0	0	0
2.5 Private flood.....	0	0	0	0	0	0	0	0	0	0	0	0
3. Farmowners multiple peril.....	0	0	0	0	0	0	0	0	0	0	0	0
4. Homeowners multiple peril.....	138,526,322	138,275,731	76,770	73,504,625	71,875,003	73,832,226	19,784,526	672,864	638,526	689,363	6,151,012	3,226,713
5.1 Commercial multiple peril (non-liability portion).....	0	0	0	0	0	0	0	0	0	0	0	0
5.2 Commercial multiple peril (liability portion).....	0	0	0	0	0	0	0	0	0	0	0	0
6. Mortgage guaranty.....	0	0	0	0	0	0	0	0	0	0	0	0
8. Ocean marine.....	0	0	0	0	0	0	0	0	0	0	0	0
9. Inland marine.....	2,970,595	3,026,914	0	1,550,583	1,029,776	1,093,589	308,481	18,214	19,470	8,890	126,719	67,370
10. Financial guaranty.....	0	0	0	0	0	0	0	0	0	0	0	0
11. Medical professional liability.....	0	0	0	0	0	0	0	0	0	0	0	0
12. Earthquake.....	1,156,106	1,216,252	0	595,355	0	3,377	75,699	0	1,209	2,491	45,474	25,180
13. Group accident and health (b).....	0	0	0	0	0	0	0	0	0	0	0	0
14. Credit A&H (group and individual).....	0	0	0	0	0	0	0	0	0	0	0	0
15.1 Collectively renewable A&H (b).....	0	0	0	0	0	0	0	0	0	0	0	0
15.2 Non-cancelable A&H (b).....	0	0	0	0	0	0	0	0	0	0	0	0
15.3 Guaranteed renewable A&H (b).....	0	0	0	0	0	0	0	0	0	0	0	0
15.4 Non-renewable for stated reasons only (b).....	0	0	0	0	0	0	0	0	0	0	0	0
15.5 Other accident only.....	0	0	0	0	0	0	0	0	0	0	0	0
15.6 Medicare Title XVIII exempt from state taxes or fees.....	0	0	0	0	0	0	0	0	0	0	0	0
15.7 All other A&H (b).....	0	0	0	0	0	0	0	0	0	0	0	0
15.8 Federal employees health benefits plan premium.....	0	0	0	0	0	0	0	0	0	0	0	0
16. Workers' compensation.....	0	0	0	0	0	0	0	0	0	0	0	0
17.1 Other liability-occurrence.....	2,730,441	2,569,824	260	1,382,861	50,000	2,789,535	4,673,596	0	18,740	30,604	357,945	54,736
17.2 Other liability-claims-made.....	0	0	0	0	0	0	0	0	0	0	0	0
17.3 Excess workers' compensation.....	0	0	0	0	0	0	0	0	0	0	0	0
18. Products liability.....	0	0	0	0	0	0	0	0	0	0	0	0
19.1 Private passenger auto no-fault (personal injury protection).....	50,413,439	49,777,497	6,115	21,063,245	28,663,309	27,113,745	68,662,426	1,735,839	(2,953,369)	13,953,265	2,310,999	1,060,177
19.2 Other private passenger auto liability.....	301,970,747	292,412,200	84,061	130,016,724	182,811,867	174,880,533	217,776,364	6,935,049	6,210,591	17,727,778	11,513,465	7,131,585
19.3 Commercial auto no-fault (personal injury protection).....	0	0	0	0	0	0	0	0	0	0	0	0
19.4 Other commercial auto liability.....	0	0	0	0	0	0	0	0	0	0	0	0
21.1 Private passenger auto physical damage.....	258,645,536	254,306,294	70,346	109,959,312	134,938,648	136,641,026	3,578,956	435,494	443,526	93,979	10,052,733	5,948,208
21.2 Commercial auto physical damage.....	0	0	0	0	0	0	0	0	0	0	0	0
22. Aircraft (all perils).....	0	0	0	0	0	0	0	0	0	0	0	0
23. Fidelity.....	0	0	0	0	0	0	0	0	0	0	0	0
24. Surety.....	0	0	0	0	0	0	0	0	0	0	0	0
26. Burglary and theft.....	0	0	0	0	0	0	0	0	0	0	0	0
27. Boiler and machinery.....	0	0	0	0	0	0	0	0	0	0	0	0
28. Credit.....	0	0	0	0	0	0	0	0	0	0	0	0
30. Warranty.....	0	0	0	0	0	0	0	0	0	0	0	0
34. Aggregate write-ins for other lines of business.....	0	0	0	0	0	0	0	0	0	0	0	19,488
35. TOTALS (a).....	756,413,576	741,585,351	237,552	338,073,000	419,368,603	416,354,031	314,860,048	9,797,460	4,378,693	32,506,370	30,558,368	17,533,468

**DETAILS OF WRITE-INS**

3401. Miscellaneous.....	0	0	0	0	0	0	0	0	0	0	0	19,488
3402. ....	0	0	0	0	0	0	0	0	0	0	0	0
3403. ....	0	0	0	0	0	0	0	0	0	0	0	0
3498. Summary of remaining write-ins for Line 34 from overflow page.....	0	0	0	0	0	0	0	0	0	0	0	0
3499. TOTALS (Lines 3401 through 3403 plus 3498) (Line 34 above).....	0	0	0	0	0	0	0	0	0	0	0	19,488

(a) Finance and service charges not included in Lines 1 to 35 \$ ...984,864.

(b) For health business on indicated lines report: Number of persons insured under PPO managed care products.....0 and number of persons insured under indemnity only products.....0.

**EXHIBIT OF PREMIUMS AND LOSSES (Statutory Page 14)**



NAIC Group Code.....241 NAIC Company Code....34339

BUSINESS IN THE STATE OF HAWAII DURING THE YEAR

19 HI

Line of Business	Gross Premiums, Including Policy and Membership Fees, Less Return Premiums and Premiums on Policies not Taken		3 Dividends Paid or Credited to Policyholders on Direct Business	4 Direct Unearned Premium Reserves	5 Direct Losses Paid (deducting salvage)	6 Direct Losses Incurred	7 Direct Losses Unpaid	8 Direct Defense and Cost Containment Expense Paid	9 Direct Defense and Cost Containment Expense Incurred	10 Direct Defense and Cost Containment Expense Unpaid	11 Commissions and Brokerage Expenses	12 Taxes, Licenses and Fees
	1 Direct Premiums Written	2 Direct Premiums Earned										
1. Fire.....	0	0	0	0	0	0	0	0	0	0	0	0
2.1 Allied lines.....	0	0	0	0	0	0	0	0	0	0	0	0
2.2 Multiple peril crop.....	0	0	0	0	0	0	0	0	0	0	0	0
2.3 Federal flood.....	0	0	0	0	0	0	0	0	0	0	0	0
2.4 Private crop.....	0	0	0	0	0	0	0	0	0	0	0	0
2.5 Private flood.....	0	0	0	0	0	0	0	0	0	0	0	0
3. Farmowners multiple peril.....	0	0	0	0	0	0	0	0	0	0	0	0
4. Homeowners multiple peril.....	0	0	0	0	0	0	0	0	0	0	0	0
5.1 Commercial multiple peril (non-liability portion).....	0	0	0	0	0	0	0	0	0	0	0	0
5.2 Commercial multiple peril (liability portion).....	0	0	0	0	0	0	0	0	0	0	0	0
6. Mortgage guaranty.....	0	0	0	0	0	0	0	0	0	0	0	0
8. Ocean marine.....	0	0	0	0	0	0	0	0	0	0	0	0
9. Inland marine.....	0	0	0	0	0	0	0	0	0	0	0	0
10. Financial guaranty.....	0	0	0	0	0	0	0	0	0	0	0	0
11. Medical professional liability.....	0	0	0	0	0	0	0	0	0	0	0	0
12. Earthquake.....	0	0	0	0	0	0	0	0	0	0	0	0
13. Group accident and health (b).....	0	0	0	0	0	0	0	0	0	0	0	0
14. Credit A&H (group and individual).....	0	0	0	0	0	0	0	0	0	0	0	0
15.1 Collectively renewable A&H (b).....	0	0	0	0	0	0	0	0	0	0	0	0
15.2 Non-cancelable A&H (b).....	0	0	0	0	0	0	0	0	0	0	0	0
15.3 Guaranteed renewable A&H (b).....	0	0	0	0	0	0	0	0	0	0	0	0
15.4 Non-renewable for stated reasons only (b).....	0	0	0	0	0	0	0	0	0	0	0	0
15.5 Other accident only.....	0	0	0	0	0	0	0	0	0	0	0	0
15.6 Medicare Title XVIII exempt from state taxes or fees.....	0	0	0	0	0	0	0	0	0	0	0	0
15.7 All other A&H (b).....	0	0	0	0	0	0	0	0	0	0	0	0
15.8 Federal employees health benefits plan premium.....	0	0	0	0	0	0	0	0	0	0	0	0
16. Workers' compensation.....	0	0	0	0	0	0	0	0	0	0	0	0
17.1 Other liability-occurrence.....	0	0	0	0	0	0	0	0	0	0	0	0
17.2 Other liability-claims-made.....	0	0	0	0	0	0	0	0	0	0	0	0
17.3 Excess workers' compensation.....	0	0	0	0	0	0	0	0	0	0	0	0
18. Products liability.....	0	0	0	0	0	0	0	0	0	0	0	0
19.1 Private passenger auto no-fault (personal injury protection).....	0	0	0	0	0	0	0	0	0	0	0	0
19.2 Other private passenger auto liability.....	0	0	0	0	0	0	0	0	0	0	0	0
19.3 Commercial auto no-fault (personal injury protection).....	0	0	0	0	0	0	0	0	0	0	0	0
19.4 Other commercial auto liability.....	0	0	0	0	0	0	0	0	0	0	0	0
21.1 Private passenger auto physical damage.....	0	0	0	0	0	0	0	0	0	0	0	0
21.2 Commercial auto physical damage.....	0	0	0	0	0	0	0	0	0	0	0	0
22. Aircraft (all perils).....	0	0	0	0	0	0	0	0	0	0	0	0
23. Fidelity.....	0	0	0	0	0	0	0	0	0	0	0	0
24. Surety.....	0	0	0	0	0	0	0	0	0	0	0	0
26. Burglary and theft.....	0	0	0	0	0	0	0	0	0	0	0	0
27. Boiler and machinery.....	0	0	0	0	0	0	0	0	0	0	0	0
28. Credit.....	0	0	0	0	0	0	0	0	0	0	0	0
30. Warranty.....	0	0	0	0	0	0	0	0	0	0	0	0
34. Aggregate write-ins for other lines of business.....	0	0	0	0	0	0	0	0	0	0	0	0
35. TOTALS (a).....	0	0	0	0	0	0	0	0	0	0	0	0

**DETAILS OF WRITE-INS**

3401. MISCELLANEOUS.....	0	0	0	0	0	0	0	0	0	0	0	0
3402. ....	0	0	0	0	0	0	0	0	0	0	0	0
3403. ....	0	0	0	0	0	0	0	0	0	0	0	0
3498. Summary of remaining write-ins for Line 34 from overflow page.....	0	0	0	0	0	0	0	0	0	0	0	0
3499. TOTALS (Lines 3401 through 3403 plus 3498) (Line 34 above).....	0	0	0	0	0	0	0	0	0	0	0	0

(a) Finance and service charges not included in Lines 1 to 35 \$.....0.

(b) For health business on indicated lines report: Number of persons insured under PPO managed care products.....0 and number of persons insured under indemnity only products.....0.

**EXHIBIT OF PREMIUMS AND LOSSES (Statutory Page 14)**



NAIC Group Code.....241 NAIC Company Code....34339

BUSINESS IN THE STATE OF IOWA DURING THE YEAR

191A

Line of Business	Gross Premiums, Including Policy and Membership Fees, Less Return Premiums and Premiums on Policies not Taken		3 Dividends Paid or Credited to Policyholders on Direct Business	4 Direct Unearned Premium Reserves	5 Direct Losses Paid (deducting salvage)	6 Direct Losses Incurred	7 Direct Losses Unpaid	8 Direct Defense and Cost Containment Expense Paid	9 Direct Defense and Cost Containment Expense Incurred	10 Direct Defense and Cost Containment Expense Unpaid	11 Commissions and Brokerage Expenses	12 Taxes, Licenses and Fees
	1 Direct Premiums Written	2 Direct Premiums Earned										
1. Fire.....	0	0	0	0	0	0	0	0	0	0	0	0
2.1 Allied lines.....	0	0	0	0	0	0	0	0	0	0	0	0
2.2 Multiple peril crop.....	0	0	0	0	0	0	0	0	0	0	0	0
2.3 Federal flood.....	0	0	0	0	0	0	0	0	0	0	0	0
2.4 Private crop.....	0	0	0	0	0	0	0	0	0	0	0	0
2.5 Private flood.....	0	0	0	0	0	0	0	0	0	0	0	0
3. Farmowners multiple peril.....	0	0	0	0	0	0	0	0	0	0	0	0
4. Homeowners multiple peril.....	1,211,860	1,152,134	597	659,706	601,190	652,666	96,954	2,882	4,315	3,011	44,228	25,262
5.1 Commercial multiple peril (non-liability portion).....	0	0	0	0	0	0	0	0	0	0	0	0
5.2 Commercial multiple peril (liability portion).....	0	0	0	0	0	0	0	0	0	0	0	0
6. Mortgage guaranty.....	0	0	0	0	0	0	0	0	0	0	0	0
8. Ocean marine.....	0	0	0	0	0	0	0	0	0	0	0	0
9. Inland marine.....	15,203	15,827	0	8,397	5,590	6,043	934	0	18	32	553	318
10. Financial guaranty.....	0	0	0	0	0	0	0	0	0	0	0	0
11. Medical professional liability.....	0	0	0	0	0	0	0	0	0	0	0	0
12. Earthquake.....	240	291	0	192	0	(1)	24	0	1	1	11	6
13. Group accident and health (b).....	0	0	0	0	0	0	0	0	0	0	0	0
14. Credit A&H (group and individual).....	0	0	0	0	0	0	0	0	0	0	0	0
15.1 Collectively renewable A&H (b).....	0	0	0	0	0	0	0	0	0	0	0	0
15.2 Non-cancelable A&H (b).....	0	0	0	0	0	0	0	0	0	0	0	0
15.3 Guaranteed renewable A&H (b).....	0	0	0	0	0	0	0	0	0	0	0	0
15.4 Non-renewable for stated reasons only (b).....	0	0	0	0	0	0	0	0	0	0	0	0
15.5 Other accident only.....	0	0	0	0	0	0	0	0	0	0	0	0
15.6 Medicare Title XVIII exempt from state taxes or fees.....	0	0	0	0	0	0	0	0	0	0	0	0
15.7 All other A&H (b).....	0	0	0	0	0	0	0	0	0	0	0	0
15.8 Federal employees health benefits plan premium.....	0	0	0	0	0	0	0	0	0	0	0	0
16. Workers' compensation.....	0	0	0	0	0	0	0	0	0	0	0	0
17.1 Other liability-occurrence.....	0	0	0	0	0	0	0	0	0	0	0	0
17.2 Other liability-claims-made.....	0	0	0	0	0	0	0	0	0	0	0	0
17.3 Excess workers' compensation.....	0	0	0	0	0	0	0	0	0	0	0	0
18. Products liability.....	0	0	0	0	0	0	0	0	0	0	0	0
19.1 Private passenger auto no-fault (personal injury protection).....	0	0	0	0	0	0	0	0	0	0	0	0
19.2 Other private passenger auto liability.....	1,562,676	1,435,193	163	750,328	667,919	710,673	531,303	15,516	16,198	36,940	50,160	32,561
19.3 Commercial auto no-fault (personal injury protection).....	0	0	0	0	0	0	0	0	0	0	0	0
19.4 Other commercial auto liability.....	0	0	0	0	0	0	0	0	0	0	0	0
21.1 Private passenger auto physical damage.....	1,953,467	1,813,368	203	914,228	952,840	998,469	66,708	860	68	(254)	62,708	40,742
21.2 Commercial auto physical damage.....	0	0	0	0	0	0	0	0	0	0	0	0
22. Aircraft (all perils).....	0	0	0	0	0	0	0	0	0	0	0	0
23. Fidelity.....	0	0	0	0	0	0	0	0	0	0	0	0
24. Surety.....	0	0	0	0	0	0	0	0	0	0	0	0
26. Burglary and theft.....	0	0	0	0	0	0	0	0	0	0	0	0
27. Boiler and machinery.....	0	0	0	0	0	0	0	0	0	0	0	0
28. Credit.....	0	0	0	0	0	0	0	0	0	0	0	0
30. Warranty.....	0	0	0	0	0	0	0	0	0	0	0	0
34. Aggregate write-ins for other lines of business.....	0	0	0	0	0	0	0	0	0	0	0	0
35. TOTALS (a).....	4,743,446	4,416,813	963	2,332,851	2,227,539	2,367,850	695,923	19,258	20,600	39,730	157,660	98,889

**DETAILS OF WRITE-INS**

3401. MISCELLANEOUS.....	0	0	0	0	0	0	0	0	0	0	0	0
3402. ....	0	0	0	0	0	0	0	0	0	0	0	0
3403. ....	0	0	0	0	0	0	0	0	0	0	0	0
3498. Summary of remaining write-ins for Line 34 from overflow page.....	0	0	0	0	0	0	0	0	0	0	0	0
3499. TOTALS (Lines 3401 through 3403 plus 3498) (Line 34 above).....	0	0	0	0	0	0	0	0	0	0	0	0

(a) Finance and service charges not included in Lines 1 to 35 \$...4,333.

(b) For health business on indicated lines report: Number of persons insured under PPO managed care products.....0 and number of persons insured under indemnity only products.....0.

**EXHIBIT OF PREMIUMS AND LOSSES (Statutory Page 14)**



NAIC Group Code.....241 NAIC Company Code....34339

BUSINESS IN THE STATE OF IDAHO DURING THE YEAR

191D

Line of Business	Gross Premiums, Including Policy and Membership Fees, Less Return Premiums and Premiums on Policies not Taken		3 Dividends Paid or Credited to Policyholders on Direct Business	4 Direct Unearned Premium Reserves	5 Direct Losses Paid (deducting salvage)	6 Direct Losses Incurred	7 Direct Losses Unpaid	8 Direct Defense and Cost Containment Expense Paid	9 Direct Defense and Cost Containment Expense Incurred	10 Direct Defense and Cost Containment Expense Unpaid	11 Commissions and Brokerage Expenses	12 Taxes, Licenses and Fees
	1 Direct Premiums Written	2 Direct Premiums Earned										
1. Fire.....	0	0	0	0	0	0	0	0	0	0	0	0
2.1 Allied lines.....	0	0	0	0	0	0	0	0	0	0	0	0
2.2 Multiple peril crop.....	0	0	0	0	0	0	0	0	0	0	0	0
2.3 Federal flood.....	0	0	0	0	0	0	0	0	0	0	0	0
2.4 Private crop.....	0	0	0	0	0	0	0	0	0	0	0	0
2.5 Private flood.....	0	0	0	0	0	0	0	0	0	0	0	0
3. Farmowners multiple peril.....	0	0	0	0	0	0	0	0	0	0	0	0
4. Homeowners multiple peril.....	1,632,252	1,640,744	3,090	870,678	1,551,632	1,663,234	204,359	0	2,405	5,534	62,911	33,035
5.1 Commercial multiple peril (non-liability portion).....	0	0	0	0	0	0	0	0	0	0	0	0
5.2 Commercial multiple peril (liability portion).....	0	0	0	0	0	0	0	0	0	0	0	0
6. Mortgage guaranty.....	0	0	0	0	0	0	0	0	0	0	0	0
8. Ocean marine.....	0	0	0	0	0	0	0	0	0	0	0	0
9. Inland marine.....	31,270	34,877	0	15,740	13,258	13,888	2,709	0	14	91	1,232	634
10. Financial guaranty.....	0	0	0	0	0	0	0	0	0	0	0	0
11. Medical professional liability.....	0	0	0	0	0	0	0	0	0	0	0	0
12. Earthquake.....	5,296	5,448	0	2,448	0	53	448	0	12	15	208	107
13. Group accident and health (b).....	0	0	0	0	0	0	0	0	0	0	0	0
14. Credit A&H (group and individual).....	0	0	0	0	0	0	0	0	0	0	0	0
15.1 Collectively renewable A&H (b).....	0	0	0	0	0	0	0	0	0	0	0	0
15.2 Non-cancelable A&H (b).....	0	0	0	0	0	0	0	0	0	0	0	0
15.3 Guaranteed renewable A&H (b).....	0	0	0	0	0	0	0	0	0	0	0	0
15.4 Non-renewable for stated reasons only (b).....	0	0	0	0	0	0	0	0	0	0	0	0
15.5 Other accident only.....	0	0	0	0	0	0	0	0	0	0	0	0
15.6 Medicare Title XVIII exempt from state taxes or fees.....	0	0	0	0	0	0	0	0	0	0	0	0
15.7 All other A&H (b).....	0	0	0	0	0	0	0	0	0	0	0	0
15.8 Federal employees health benefits plan premium.....	0	0	0	0	0	0	0	0	0	0	0	0
16. Workers' compensation.....	0	0	0	0	0	0	0	0	0	0	0	0
17.1 Other liability-occurrence.....	0	0	0	0	0	0	0	0	0	0	0	0
17.2 Other liability-claims-made.....	0	0	0	0	0	0	0	0	0	0	0	0
17.3 Excess workers' compensation.....	0	0	0	0	0	0	0	0	0	0	0	0
18. Products liability.....	0	0	0	0	0	0	0	0	0	0	0	0
19.1 Private passenger auto no-fault (personal injury protection).....	0	0	0	0	0	0	0	0	0	0	0	0
19.2 Other private passenger auto liability.....	3,411,378	3,223,453	7,949	1,552,132	2,128,991	1,798,340	2,065,878	54,842	26,633	168,412	139,698	69,025
19.3 Commercial auto no-fault (personal injury protection).....	0	0	0	0	0	0	0	0	0	0	0	0
19.4 Other commercial auto liability.....	0	0	0	0	0	0	0	0	0	0	0	0
21.1 Private passenger auto physical damage.....	2,736,458	2,837,168	6,377	1,225,142	1,424,545	1,352,028	22,498	2,254	3,921	681	111,746	55,403
21.2 Commercial auto physical damage.....	0	0	0	0	0	0	0	0	0	0	0	0
22. Aircraft (all perils).....	0	0	0	0	0	0	0	0	0	0	0	0
23. Fidelity.....	0	0	0	0	0	0	0	0	0	0	0	0
24. Surety.....	0	0	0	0	0	0	0	0	0	0	0	0
26. Burglary and theft.....	0	0	0	0	0	0	0	0	0	0	0	0
27. Boiler and machinery.....	0	0	0	0	0	0	0	0	0	0	0	0
28. Credit.....	0	0	0	0	0	0	0	0	0	0	0	0
30. Warranty.....	0	0	0	0	0	0	0	0	0	0	0	0
34. Aggregate write-ins for other lines of business.....	0	0	0	0	0	0	0	0	0	0	0	0
35. TOTALS (a).....	7,816,654	7,741,690	17,416	3,666,140	5,118,426	4,827,543	2,295,892	57,096	32,985	174,733	315,795	158,204

**DETAILS OF WRITE-INS**

3401. MISCELLANEOUS.....	0	0	0	0	0	0	0	0	0	0	0	0
3402. ....	0	0	0	0	0	0	0	0	0	0	0	0
3403. ....	0	0	0	0	0	0	0	0	0	0	0	0
3498. Summary of remaining write-ins for Line 34 from overflow page.....	0	0	0	0	0	0	0	0	0	0	0	0
3499. TOTALS (Lines 3401 through 3403 plus 3498) (Line 34 above).....	0	0	0	0	0	0	0	0	0	0	0	0

(a) Finance and service charges not included in Lines 1 to 35 \$ ....11,987.

(b) For health business on indicated lines report: Number of persons insured under PPO managed care products.....0 and number of persons insured under indemnity only products.....0.



**EXHIBIT OF PREMIUMS AND LOSSES (Statutory Page 14)**



NAIC Group Code.....241 NAIC Company Code....34339

BUSINESS IN THE STATE OF ILLINOIS DURING THE YEAR

191L

Line of Business	Gross Premiums, Including Policy and Membership Fees, Less Return Premiums and Premiums on Policies not Taken		3 Dividends Paid or Credited to Policyholders on Direct Business	4 Direct Unearned Premium Reserves	5 Direct Losses Paid (deducting salvage)	6 Direct Losses Incurred	7 Direct Losses Unpaid	8 Direct Defense and Cost Containment Expense Paid	9 Direct Defense and Cost Containment Expense Incurred	10 Direct Defense and Cost Containment Expense Unpaid	11 Commissions and Brokerage Expenses	12 Taxes, Licenses and Fees
	1 Direct Premiums Written	2 Direct Premiums Earned										
1. Fire.....	0	0	0	0	0	0	0	0	0	0	0	0
2.1 Allied lines.....	0	0	0	0	0	0	0	0	0	0	0	0
2.2 Multiple peril crop.....	0	0	0	0	0	0	0	0	0	0	0	0
2.3 Federal flood.....	0	0	0	0	0	0	0	0	0	0	0	0
2.4 Private crop.....	0	0	0	0	0	0	0	0	0	0	0	0
2.5 Private flood.....	0	0	0	0	0	0	0	0	0	0	0	0
3. Farmowners multiple peril.....	0	0	0	0	0	0	0	0	0	0	0	0
4. Homeowners multiple peril.....	10,759,169	10,843,122	2,854	5,757,027	7,293,925	7,614,562	1,499,442	15,568	14,360	38,536	434,071	280,167
5.1 Commercial multiple peril (non-liability portion).....	0	0	0	0	0	0	0	0	0	0	0	0
5.2 Commercial multiple peril (liability portion).....	0	0	0	0	0	0	0	0	0	0	0	0
6. Mortgage guaranty.....	0	0	0	0	0	0	0	0	0	0	0	0
8. Ocean marine.....	0	0	0	0	0	0	0	0	0	0	0	0
9. Inland marine.....	228,290	237,557	0	122,362	134,209	119,349	12,545	401	75	434	8,734	5,955
10. Financial guaranty.....	0	0	0	0	0	0	0	0	0	0	0	0
11. Medical professional liability.....	0	0	0	0	0	0	0	0	0	0	0	0
12. Earthquake.....	18,625	20,622	0	9,312	0	(141)	1,248	0	23	41	755	484
13. Group accident and health (b).....	0	0	0	0	0	0	0	0	0	0	0	0
14. Credit A&H (group and individual).....	0	0	0	0	0	0	0	0	0	0	0	0
15.1 Collectively renewable A&H (b).....	0	0	0	0	0	0	0	0	0	0	0	0
15.2 Non-cancelable A&H (b).....	0	0	0	0	0	0	0	0	0	0	0	0
15.3 Guaranteed renewable A&H (b).....	0	0	0	0	0	0	0	0	0	0	0	0
15.4 Non-renewable for stated reasons only (b).....	0	0	0	0	0	0	0	0	0	0	0	0
15.5 Other accident only.....	0	0	0	0	0	0	0	0	0	0	0	0
15.6 Medicare Title XVIII exempt from state taxes or fees.....	0	0	0	0	0	0	0	0	0	0	0	0
15.7 All other A&H (b).....	0	0	0	0	0	0	0	0	0	0	0	0
15.8 Federal employees health benefits plan premium.....	0	0	0	0	0	0	0	0	0	0	0	0
16. Workers' compensation.....	0	0	0	0	0	0	0	0	0	0	0	0
17.1 Other liability-occurrence.....	0	0	0	0	0	0	0	0	0	0	0	0
17.2 Other liability-claims-made.....	0	0	0	0	0	0	0	0	0	0	0	0
17.3 Excess workers' compensation.....	0	0	0	0	0	0	0	0	0	0	0	0
18. Products liability.....	0	0	0	0	0	0	0	0	0	0	0	0
19.1 Private passenger auto no-fault (personal injury protection).....	0	0	0	0	0	0	0	0	0	0	0	0
19.2 Other private passenger auto liability.....	16,668,361	15,872,374	3,456	7,193,450	8,547,245	7,952,449	9,202,545	402,898	362,373	747,011	619,345	372,059
19.3 Commercial auto no-fault (personal injury protection).....	0	0	0	0	0	0	0	0	0	0	0	0
19.4 Other commercial auto liability.....	0	0	0	0	0	0	0	0	0	0	0	0
21.1 Private passenger auto physical damage.....	13,799,866	13,592,458	2,861	5,825,564	7,010,856	7,128,302	232,389	23,468	23,079	3,392	513,369	308,042
21.2 Commercial auto physical damage.....	0	0	0	0	0	0	0	0	0	0	0	0
22. Aircraft (all perils).....	0	0	0	0	0	0	0	0	0	0	0	0
23. Fidelity.....	0	0	0	0	0	0	0	0	0	0	0	0
24. Surety.....	0	0	0	0	0	0	0	0	0	0	0	0
26. Burglary and theft.....	0	0	0	0	0	0	0	0	0	0	0	0
27. Boiler and machinery.....	0	0	0	0	0	0	0	0	0	0	0	0
28. Credit.....	0	0	0	0	0	0	0	0	0	0	0	0
30. Warranty.....	0	0	0	0	0	0	0	0	0	0	0	0
34. Aggregate write-ins for other lines of business.....	0	0	0	0	0	0	0	0	0	0	0	0
35. TOTALS (a).....	41,474,311	40,566,133	9,171	18,907,715	22,986,235	22,814,521	10,948,169	442,335	399,910	789,414	1,576,274	966,707

**DETAILS OF WRITE-INS**

3401. MISCELLANEOUS.....	0	0	0	0	0	0	0	0	0	0	0	0
3402. ....	0	0	0	0	0	0	0	0	0	0	0	0
3403. ....	0	0	0	0	0	0	0	0	0	0	0	0
3498. Summary of remaining write-ins for Line 34 from overflow page.....	0	0	0	0	0	0	0	0	0	0	0	0
3499. TOTALS (Lines 3401 through 3403 plus 3498) (Line 34 above).....	0	0	0	0	0	0	0	0	0	0	0	0

(a) Finance and service charges not included in Lines 1 to 35 \$...50,808.

(b) For health business on indicated lines report: Number of persons insured under PPO managed care products.....0 and number of persons insured under indemnity only products.....0.

**EXHIBIT OF PREMIUMS AND LOSSES (Statutory Page 14)**



NAIC Group Code.....241 NAIC Company Code....34339

BUSINESS IN THE STATE OF INDIANA DURING THE YEAR

1916

Line of Business	Gross Premiums, Including Policy and Membership Fees, Less Return Premiums and Premiums on Policies not Taken		3 Dividends Paid or Credited to Policyholders on Direct Business	4 Direct Unearned Premium Reserves	5 Direct Losses Paid (deducting salvage)	6 Direct Losses Incurred	7 Direct Losses Unpaid	8 Direct Defense and Cost Containment Expense Paid	9 Direct Defense and Cost Containment Expense Incurred	10 Direct Defense and Cost Containment Expense Unpaid	11 Commissions and Brokerage Expenses	12 Taxes, Licenses and Fees
	1 Direct Premiums Written	2 Direct Premiums Earned										
1. Fire.....	0	0	0	0	0	0	0	0	0	0	0	0
2.1 Allied lines.....	0	0	0	0	0	0	0	0	0	0	0	0
2.2 Multiple peril crop.....	0	0	0	0	0	0	0	0	0	0	0	0
2.3 Federal flood.....	0	0	0	0	0	0	0	0	0	0	0	0
2.4 Private crop.....	0	0	0	0	0	0	0	0	0	0	0	0
2.5 Private flood.....	0	0	0	0	0	0	0	0	0	0	0	0
3. Farmowners multiple peril.....	0	0	0	0	0	0	0	0	0	0	0	0
4. Homeowners multiple peril.....	5,694,319	5,771,673	619	3,080,289	2,775,545	2,480,541	586,654	1,280	(13,655)	15,776	224,997	112,423
5.1 Commercial multiple peril (non-liability portion).....	0	0	0	0	0	0	0	0	0	0	0	0
5.2 Commercial multiple peril (liability portion).....	0	0	0	0	0	0	0	0	0	0	0	0
6. Mortgage guaranty.....	0	0	0	0	0	0	0	0	0	0	0	0
8. Ocean marine.....	0	0	0	0	0	0	0	0	0	0	0	0
9. Inland marine.....	66,548	70,192	0	36,002	25,873	29,917	11,981	1,306	1,357	269	2,624	1,321
10. Financial guaranty.....	0	0	0	0	0	0	0	0	0	0	0	0
11. Medical professional liability.....	0	0	0	0	0	0	0	0	0	0	0	0
12. Earthquake.....	16,757	17,639	0	9,199	0	(369)	823	0	12	27	663	330
13. Group accident and health (b).....	0	0	0	0	0	0	0	0	0	0	0	0
14. Credit A&H (group and individual).....	0	0	0	0	0	0	0	0	0	0	0	0
15.1 Collectively renewable A&H (b).....	0	0	0	0	0	0	0	0	0	0	0	0
15.2 Non-cancelable A&H (b).....	0	0	0	0	0	0	0	0	0	0	0	0
15.3 Guaranteed renewable A&H (b).....	0	0	0	0	0	0	0	0	0	0	0	0
15.4 Non-renewable for stated reasons only (b).....	0	0	0	0	0	0	0	0	0	0	0	0
15.5 Other accident only.....	0	0	0	0	0	0	0	0	0	0	0	0
15.6 Medicare Title XVIII exempt from state taxes or fees.....	0	0	0	0	0	0	0	0	0	0	0	0
15.7 All other A&H (b).....	0	0	0	0	0	0	0	0	0	0	0	0
15.8 Federal employees health benefits plan premium.....	0	0	0	0	0	0	0	0	0	0	0	0
16. Workers' compensation.....	0	0	0	0	0	0	0	0	0	0	0	0
17.1 Other liability-occurrence.....	0	0	0	0	0	0	0	0	0	0	0	0
17.2 Other liability-claims-made.....	0	0	0	0	0	0	0	0	0	0	0	0
17.3 Excess workers' compensation.....	0	0	0	0	0	0	0	0	0	0	0	0
18. Products liability.....	0	0	0	0	0	0	0	0	0	0	0	0
19.1 Private passenger auto no-fault (personal injury protection).....	0	0	0	0	0	0	0	0	0	0	0	0
19.2 Other private passenger auto liability.....	8,393,780	8,398,266	264	3,656,066	5,996,872	5,570,923	5,819,484	172,329	136,571	468,188	338,135	165,691
19.3 Commercial auto no-fault (personal injury protection).....	0	0	0	0	0	0	0	0	0	0	0	0
19.4 Other commercial auto liability.....	0	0	0	0	0	0	0	0	0	0	0	0
21.1 Private passenger auto physical damage.....	7,629,063	7,503,389	240	3,290,332	3,856,472	3,617,432	(80,657)	8,024	12,856	7,075	319,934	150,668
21.2 Commercial auto physical damage.....	0	0	0	0	0	0	0	0	0	0	0	0
22. Aircraft (all perils).....	0	0	0	0	0	0	0	0	0	0	0	0
23. Fidelity.....	0	0	0	0	0	0	0	0	0	0	0	0
24. Surety.....	0	0	0	0	0	0	0	0	0	0	0	0
26. Burglary and theft.....	0	0	0	0	0	0	0	0	0	0	0	0
27. Boiler and machinery.....	0	0	0	0	0	0	0	0	0	0	0	0
28. Credit.....	0	0	0	0	0	0	0	0	0	0	0	0
30. Warranty.....	0	0	0	0	0	0	0	0	0	0	0	0
34. Aggregate write-ins for other lines of business.....	0	0	0	0	0	0	0	0	0	0	0	0
35. TOTALS (a).....	21,800,467	21,761,159	1,123	10,071,888	12,654,762	11,698,444	6,338,285	182,939	137,141	491,335	886,353	430,433

**DETAILS OF WRITE-INS**

3401. MISCELLANEOUS.....	0	0	0	0	0	0	0	0	0	0	0	0
3402. ....	0	0	0	0	0	0	0	0	0	0	0	0
3403. ....	0	0	0	0	0	0	0	0	0	0	0	0
3498. Summary of remaining write-ins for Line 34 from overflow page.....	0	0	0	0	0	0	0	0	0	0	0	0
3499. TOTALS (Lines 3401 through 3403 plus 3498) (Line 34 above).....	0	0	0	0	0	0	0	0	0	0	0	0

(a) Finance and service charges not included in Lines 1 to 35 \$...31,211.

(b) For health business on indicated lines report: Number of persons insured under PPO managed care products.....0 and number of persons insured under indemnity only products.....0.

**EXHIBIT OF PREMIUMS AND LOSSES (Statutory Page 14)**



NAIC Group Code.....241 NAIC Company Code....34339

BUSINESS IN THE STATE OF KANSAS DURING THE YEAR

Line of Business	Gross Premiums, Including Policy and Membership Fees, Less Return Premiums and Premiums on Policies not Taken		3 Dividends Paid or Credited to Policyholders on Direct Business	4 Direct Unearned Premium Reserves	5 Direct Losses Paid (deducting salvage)	6 Direct Losses Incurred	7 Direct Losses Unpaid	8 Direct Defense and Cost Containment Expense Paid	9 Direct Defense and Cost Containment Expense Incurred	10 Direct Defense and Cost Containment Expense Unpaid	11 Commissions and Brokerage Expenses	12 Taxes, Licenses and Fees
	1 Direct Premiums Written	2 Direct Premiums Earned										
1. Fire.....	0	0	0	0	0	0	0	0	0	0	0	0
2.1 Allied lines.....	0	0	0	0	0	0	0	0	0	0	0	0
2.2 Multiple peril crop.....	0	0	0	0	0	0	0	0	0	0	0	0
2.3 Federal flood.....	0	0	0	0	0	0	0	0	0	0	0	0
2.4 Private crop.....	0	0	0	0	0	0	0	0	0	0	0	0
2.5 Private flood.....	0	0	0	0	0	0	0	0	0	0	0	0
3. Farmowners multiple peril.....	0	0	0	0	0	0	0	0	0	0	0	0
4. Homeowners multiple peril.....	0	0	0	0	0	0	0	0	0	0	0	0
5.1 Commercial multiple peril (non-liability portion).....	0	0	0	0	0	0	0	0	0	0	0	0
5.2 Commercial multiple peril (liability portion).....	0	0	0	0	0	0	0	0	0	0	0	0
6. Mortgage guaranty.....	0	0	0	0	0	0	0	0	0	0	0	0
8. Ocean marine.....	0	0	0	0	0	0	0	0	0	0	0	0
9. Inland marine.....	0	0	0	0	0	0	0	0	0	0	0	0
10. Financial guaranty.....	0	0	0	0	0	0	0	0	0	0	0	0
11. Medical professional liability.....	0	0	0	0	0	0	0	0	0	0	0	0
12. Earthquake.....	0	0	0	0	0	0	0	0	0	0	0	0
13. Group accident and health (b).....	0	0	0	0	0	0	0	0	0	0	0	0
14. Credit A&H (group and individual).....	0	0	0	0	0	0	0	0	0	0	0	0
15.1 Collectively renewable A&H (b).....	0	0	0	0	0	0	0	0	0	0	0	0
15.2 Non-cancelable A&H (b).....	0	0	0	0	0	0	0	0	0	0	0	0
15.3 Guaranteed renewable A&H (b).....	0	0	0	0	0	0	0	0	0	0	0	0
15.4 Non-renewable for stated reasons only (b).....	0	0	0	0	0	0	0	0	0	0	0	0
15.5 Other accident only.....	0	0	0	0	0	0	0	0	0	0	0	0
15.6 Medicare Title XVIII exempt from state taxes or fees.....	0	0	0	0	0	0	0	0	0	0	0	0
15.7 All other A&H (b).....	0	0	0	0	0	0	0	0	0	0	0	0
15.8 Federal employees health benefits plan premium.....	0	0	0	0	0	0	0	0	0	0	0	0
16. Workers' compensation.....	0	0	0	0	0	0	0	0	0	0	0	0
17.1 Other liability-occurrence.....	0	0	0	0	0	0	0	0	0	0	0	0
17.2 Other liability-claims-made.....	0	0	0	0	0	0	0	0	0	0	0	0
17.3 Excess workers' compensation.....	0	0	0	0	0	0	0	0	0	0	0	0
18. Products liability.....	0	0	0	0	0	0	0	0	0	0	0	0
19.1 Private passenger auto no-fault (personal injury protection).....	456,691	407,525	80	214,889	242,633	195,713	76,074	0	(17,198)	15,459	13,346	9,568
19.2 Other private passenger auto liability.....	3,274,606	3,000,080	576	1,534,160	1,736,430	1,704,174	1,133,330	50,470	47,048	85,292	95,629	68,608
19.3 Commercial auto no-fault (personal injury protection).....	0	0	0	0	0	0	0	0	0	0	0	0
19.4 Other commercial auto liability.....	0	0	0	0	0	0	0	0	0	0	0	0
21.1 Private passenger auto physical damage.....	3,773,604	3,635,964	664	1,738,521	1,772,756	1,776,601	114,575	2,531	1,568	(797)	110,323	79,085
21.2 Commercial auto physical damage.....	0	0	0	0	0	0	0	0	0	0	0	0
22. Aircraft (all perils).....	0	0	0	0	0	0	0	0	0	0	0	0
23. Fidelity.....	0	0	0	0	0	0	0	0	0	0	0	0
24. Surety.....	0	0	0	0	0	0	0	0	0	0	0	0
26. Burglary and theft.....	0	0	0	0	0	0	0	0	0	0	0	0
27. Boiler and machinery.....	0	0	0	0	0	0	0	0	0	0	0	0
28. Credit.....	0	0	0	0	0	0	0	0	0	0	0	0
30. Warranty.....	0	0	0	0	0	0	0	0	0	0	0	0
34. Aggregate write-ins for other lines of business.....	0	0	0	0	0	0	0	0	0	0	0	0
35. TOTALS (a).....	7,504,901	7,043,569	1,320	3,487,570	3,751,819	3,676,488	1,323,979	53,001	31,418	99,954	219,298	157,261

**DETAILS OF WRITE-INS**

3401. MISCELLANEOUS.....	0	0	0	0	0	0	0	0	0	0	0	0
3402. ....	0	0	0	0	0	0	0	0	0	0	0	0
3403. ....	0	0	0	0	0	0	0	0	0	0	0	0
3498. Summary of remaining write-ins for Line 34 from overflow page.....	0	0	0	0	0	0	0	0	0	0	0	0
3499. TOTALS (Lines 3401 through 3403 plus 3498) (Line 34 above).....	0	0	0	0	0	0	0	0	0	0	0	0

(a) Finance and service charges not included in Lines 1 to 35 \$.....0.

(b) For health business on indicated lines report: Number of persons insured under PPO managed care products.....0 and number of persons insured under indemnity only products.....0.

19.KS

**EXHIBIT OF PREMIUMS AND LOSSES (Statutory Page 14)**



NAIC Group Code.....241 NAIC Company Code....34339

BUSINESS IN THE STATE OF KENTUCKY DURING THE YEAR

19.KY

Line of Business	Gross Premiums, Including Policy and Membership Fees, Less Return Premiums and Premiums on Policies not Taken		3 Dividends Paid or Credited to Policyholders on Direct Business	4 Direct Unearned Premium Reserves	5 Direct Losses Paid (deducting salvage)	6 Direct Losses Incurred	7 Direct Losses Unpaid	8 Direct Defense and Cost Containment Expense Paid	9 Direct Defense and Cost Containment Expense Incurred	10 Direct Defense and Cost Containment Expense Unpaid	11 Commissions and Brokerage Expenses	12 Taxes, Licenses and Fees
	1 Direct Premiums Written	2 Direct Premiums Earned										
1. Fire.....	0	0	0	0	0	0	0	0	0	0	0	0
2.1 Allied lines.....	0	0	0	0	0	0	0	0	0	0	0	0
2.2 Multiple peril crop.....	0	0	0	0	0	0	0	0	0	0	0	0
2.3 Federal flood.....	0	0	0	0	0	0	0	0	0	0	0	0
2.4 Private crop.....	0	0	0	0	0	0	0	0	0	0	0	0
2.5 Private flood.....	0	0	0	0	0	0	0	0	0	0	0	0
3. Farmowners multiple peril.....	0	0	0	0	0	0	0	0	0	0	0	0
4. Homeowners multiple peril.....	0	0	0	0	0	0	0	0	0	0	0	0
5.1 Commercial multiple peril (non-liability portion).....	0	0	0	0	0	0	0	0	0	0	0	0
5.2 Commercial multiple peril (liability portion).....	0	0	0	0	0	0	0	0	0	0	0	0
6. Mortgage guaranty.....	0	0	0	0	0	0	0	0	0	0	0	0
8. Ocean marine.....	0	0	0	0	0	0	0	0	0	0	0	0
9. Inland marine.....	0	0	0	0	0	0	0	0	0	0	0	0
10. Financial guaranty.....	0	0	0	0	0	0	0	0	0	0	0	0
11. Medical professional liability.....	0	0	0	0	0	0	0	0	0	0	0	0
12. Earthquake.....	0	0	0	0	0	0	0	0	0	0	0	0
13. Group accident and health (b).....	0	0	0	0	0	0	0	0	0	0	0	0
14. Credit A&H (group and individual).....	0	0	0	0	0	0	0	0	0	0	0	0
15.1 Collectively renewable A&H (b).....	0	0	0	0	0	0	0	0	0	0	0	0
15.2 Non-cancelable A&H (b).....	0	0	0	0	0	0	0	0	0	0	0	0
15.3 Guaranteed renewable A&H (b).....	0	0	0	0	0	0	0	0	0	0	0	0
15.4 Non-renewable for stated reasons only (b).....	0	0	0	0	0	0	0	0	0	0	0	0
15.5 Other accident only.....	0	0	0	0	0	0	0	0	0	0	0	0
15.6 Medicare Title XVIII exempt from state taxes or fees.....	0	0	0	0	0	0	0	0	0	0	0	0
15.7 All other A&H (b).....	0	0	0	0	0	0	0	0	0	0	0	0
15.8 Federal employees health benefits plan premium.....	0	0	0	0	0	0	0	0	0	0	0	0
16. Workers' compensation.....	0	0	0	0	0	0	0	0	0	0	0	0
17.1 Other liability-occurrence.....	0	0	0	0	0	0	0	0	0	0	0	0
17.2 Other liability-claims-made.....	0	0	0	0	0	0	0	0	0	0	0	0
17.3 Excess workers' compensation.....	0	0	0	0	0	0	0	0	0	0	0	0
18. Products liability.....	0	0	0	0	0	0	0	0	0	0	0	0
19.1 Private passenger auto no-fault (personal injury protection).....	0	0	0	0	0	0	0	0	0	0	0	0
19.2 Other private passenger auto liability.....	0	0	0	0	0	0	0	0	0	0	0	0
19.3 Commercial auto no-fault (personal injury protection).....	0	0	0	0	0	0	0	0	0	0	0	0
19.4 Other commercial auto liability.....	0	0	0	0	0	0	0	0	0	0	0	0
21.1 Private passenger auto physical damage.....	0	0	0	0	0	0	0	0	0	0	0	0
21.2 Commercial auto physical damage.....	0	0	0	0	0	0	0	0	0	0	0	0
22. Aircraft (all perils).....	0	0	0	0	0	0	0	0	0	0	0	0
23. Fidelity.....	0	0	0	0	0	0	0	0	0	0	0	0
24. Surety.....	0	0	0	0	0	0	0	0	0	0	0	0
26. Burglary and theft.....	0	0	0	0	0	0	0	0	0	0	0	0
27. Boiler and machinery.....	0	0	0	0	0	0	0	0	0	0	0	0
28. Credit.....	0	0	0	0	0	0	0	0	0	0	0	0
30. Warranty.....	0	0	0	0	0	0	0	0	0	0	0	0
34. Aggregate write-ins for other lines of business.....	0	0	0	0	0	0	0	0	0	0	0	0
35. TOTALS (a).....	0	0	0	0	0	0	0	0	0	0	0	0

**DETAILS OF WRITE-INS**

3401. MISCELLANEOUS.....	0	0	0	0	0	0	0	0	0	0	0	0
3402. ....	0	0	0	0	0	0	0	0	0	0	0	0
3403. ....	0	0	0	0	0	0	0	0	0	0	0	0
3498. Summary of remaining write-ins for Line 34 from overflow page.....	0	0	0	0	0	0	0	0	0	0	0	0
3499. TOTALS (Lines 3401 through 3403 plus 3498) (Line 34 above).....	0	0	0	0	0	0	0	0	0	0	0	0

(a) Finance and service charges not included in Lines 1 to 35 \$.....0.

(b) For health business on indicated lines report: Number of persons insured under PPO managed care products.....0 and number of persons insured under indemnity only products.....0.

**EXHIBIT OF PREMIUMS AND LOSSES (Statutory Page 14)**



NAIC Group Code.....241 NAIC Company Code....34339

BUSINESS IN THE STATE OF LOUISIANA DURING THE YEAR

19.LA

Line of Business	Gross Premiums, Including Policy and Membership Fees, Less Return Premiums and Premiums on Policies not Taken		3 Dividends Paid or Credited to Policyholders on Direct Business	4 Direct Unearned Premium Reserves	5 Direct Losses Paid (deducting salvage)	6 Direct Losses Incurred	7 Direct Losses Unpaid	8 Direct Defense and Cost Containment Expense Paid	9 Direct Defense and Cost Containment Expense Incurred	10 Direct Defense and Cost Containment Expense Unpaid	11 Commissions and Brokerage Expenses	12 Taxes, Licenses and Fees
	1 Direct Premiums Written	2 Direct Premiums Earned										
1. Fire.....	0	0	0	0	0	0	0	0	0	0	0	0
2.1 Allied lines.....	0	0	0	0	0	0	0	0	0	0	0	0
2.2 Multiple peril crop.....	0	0	0	0	0	0	0	0	0	0	0	0
2.3 Federal flood.....	0	0	0	0	0	0	0	0	0	0	0	0
2.4 Private crop.....	0	0	0	0	0	0	0	0	0	0	0	0
2.5 Private flood.....	0	0	0	0	0	0	0	0	0	0	0	0
3. Farmowners multiple peril.....	0	0	0	0	0	0	0	0	0	0	0	0
4. Homeowners multiple peril.....	0	0	0	0	0	0	0	0	0	0	0	0
5.1 Commercial multiple peril (non-liability portion).....	0	0	0	0	0	0	0	0	0	0	0	0
5.2 Commercial multiple peril (liability portion).....	0	0	0	0	0	0	0	0	0	0	0	0
6. Mortgage guaranty.....	0	0	0	0	0	0	0	0	0	0	0	0
8. Ocean marine.....	0	0	0	0	0	0	0	0	0	0	0	0
9. Inland marine.....	0	0	0	0	0	0	0	0	0	0	0	0
10. Financial guaranty.....	0	0	0	0	0	0	0	0	0	0	0	0
11. Medical professional liability.....	0	0	0	0	0	0	0	0	0	0	0	0
12. Earthquake.....	0	0	0	0	0	0	0	0	0	0	0	0
13. Group accident and health (b).....	0	0	0	0	0	0	0	0	0	0	0	0
14. Credit A&H (group and individual).....	0	0	0	0	0	0	0	0	0	0	0	0
15.1 Collectively renewable A&H (b).....	0	0	0	0	0	0	0	0	0	0	0	0
15.2 Non-cancelable A&H (b).....	0	0	0	0	0	0	0	0	0	0	0	0
15.3 Guaranteed renewable A&H (b).....	0	0	0	0	0	0	0	0	0	0	0	0
15.4 Non-renewable for stated reasons only (b).....	0	0	0	0	0	0	0	0	0	0	0	0
15.5 Other accident only.....	0	0	0	0	0	0	0	0	0	0	0	0
15.6 Medicare Title XVIII exempt from state taxes or fees.....	0	0	0	0	0	0	0	0	0	0	0	0
15.7 All other A&H (b).....	0	0	0	0	0	0	0	0	0	0	0	0
15.8 Federal employees health benefits plan premium.....	0	0	0	0	0	0	0	0	0	0	0	0
16. Workers' compensation.....	0	0	0	0	0	0	0	0	0	0	0	0
17.1 Other liability-occurrence.....	0	0	0	0	0	0	0	0	0	0	0	0
17.2 Other liability-claims-made.....	0	0	0	0	0	0	0	0	0	0	0	0
17.3 Excess workers' compensation.....	0	0	0	0	0	0	0	0	0	0	0	0
18. Products liability.....	0	0	0	0	0	0	0	0	0	0	0	0
19.1 Private passenger auto no-fault (personal injury protection).....	0	0	0	0	0	0	0	0	0	0	0	0
19.2 Other private passenger auto liability.....	3,553,737	3,225,640	0	1,716,427	2,013,201	2,684,957	2,306,243	100,019	152,784	187,569	116,782	140,095
19.3 Commercial auto no-fault (personal injury protection).....	0	0	0	0	0	0	0	0	0	0	0	0
19.4 Other commercial auto liability.....	0	0	0	0	0	0	0	0	0	0	0	0
21.1 Private passenger auto physical damage.....	2,596,387	2,403,597	0	1,218,285	1,050,119	941,336	26,415	2,435	1,265	43	85,672	102,281
21.2 Commercial auto physical damage.....	0	0	0	0	0	0	0	0	0	0	0	0
22. Aircraft (all perils).....	0	0	0	0	0	0	0	0	0	0	0	0
23. Fidelity.....	0	0	0	0	0	0	0	0	0	0	0	0
24. Surety.....	0	0	0	0	0	0	0	0	0	0	0	0
26. Burglary and theft.....	0	0	0	0	0	0	0	0	0	0	0	0
27. Boiler and machinery.....	0	0	0	0	0	0	0	0	0	0	0	0
28. Credit.....	0	0	0	0	0	0	0	0	0	0	0	0
30. Warranty.....	0	0	0	0	0	0	0	0	0	0	0	0
34. Aggregate write-ins for other lines of business.....	0	0	0	0	0	0	0	0	0	0	0	0
35. TOTALS (a).....	6,150,124	5,629,237	0	2,934,712	3,063,320	3,626,293	2,332,658	102,454	154,049	187,612	202,454	242,376

**DETAILS OF WRITE-INS**

3401. MISCELLANEOUS.....	0	0	0	0	0	0	0	0	0	0	0	0
3402. ....	0	0	0	0	0	0	0	0	0	0	0	0
3403. ....	0	0	0	0	0	0	0	0	0	0	0	0
3498. Summary of remaining write-ins for Line 34 from overflow page.....	0	0	0	0	0	0	0	0	0	0	0	0
3499. TOTALS (Lines 3401 through 3403 plus 3498) (Line 34 above).....	0	0	0	0	0	0	0	0	0	0	0	0

(a) Finance and service charges not included in Lines 1 to 35 \$...5,368.

(b) For health business on indicated lines report: Number of persons insured under PPO managed care products.....0 and number of persons insured under indemnity only products.....0.

**EXHIBIT OF PREMIUMS AND LOSSES (Statutory Page 14)**



NAIC Group Code.....241 NAIC Company Code....34339

BUSINESS IN THE STATE OF MASSACHUSETTS DURING THE YEAR

Line of Business	Gross Premiums, Including Policy and Membership Fees, Less Return Premiums and Premiums on Policies not Taken		3 Dividends Paid or Credited to Policyholders on Direct Business	4 Direct Unearned Premium Reserves	5 Direct Losses Paid (deducting salvage)	6 Direct Losses Incurred	7 Direct Losses Unpaid	8 Direct Defense and Cost Containment Expense Paid	9 Direct Defense and Cost Containment Expense Incurred	10 Direct Defense and Cost Containment Expense Unpaid	11 Commissions and Brokerage Expenses	12 Taxes, Licenses and Fees
	1 Direct Premiums Written	2 Direct Premiums Earned										
1. Fire.....	0	0	0	0	0	0	0	0	0	0	0	0
2.1 Allied lines.....	0	0	0	0	0	0	0	0	0	0	0	0
2.2 Multiple peril crop.....	0	0	0	0	0	0	0	0	0	0	0	0
2.3 Federal flood.....	0	0	0	0	0	0	0	0	0	0	0	0
2.4 Private crop.....	0	0	0	0	0	0	0	0	0	0	0	0
2.5 Private flood.....	0	0	0	0	0	0	0	0	0	0	0	0
3. Farmowners multiple peril.....	0	0	0	0	0	0	0	0	0	0	0	0
4. Homeowners multiple peril.....	0	0	0	0	0	0	0	0	0	0	0	0
5.1 Commercial multiple peril (non-liability portion).....	0	0	0	0	0	0	0	0	0	0	0	0
5.2 Commercial multiple peril (liability portion).....	0	0	0	0	0	0	0	0	0	0	0	0
6. Mortgage guaranty.....	0	0	0	0	0	0	0	0	0	0	0	0
8. Ocean marine.....	0	0	0	0	0	0	0	0	0	0	0	0
9. Inland marine.....	0	0	0	0	0	0	0	0	0	0	0	0
10. Financial guaranty.....	0	0	0	0	0	0	0	0	0	0	0	0
11. Medical professional liability.....	0	0	0	0	0	0	0	0	0	0	0	0
12. Earthquake.....	0	0	0	0	0	0	0	0	0	0	0	0
13. Group accident and health (b).....	0	0	0	0	0	0	0	0	0	0	0	0
14. Credit A&H (group and individual).....	0	0	0	0	0	0	0	0	0	0	0	0
15.1 Collectively renewable A&H (b).....	0	0	0	0	0	0	0	0	0	0	0	0
15.2 Non-cancelable A&H (b).....	0	0	0	0	0	0	0	0	0	0	0	0
15.3 Guaranteed renewable A&H (b).....	0	0	0	0	0	0	0	0	0	0	0	0
15.4 Non-renewable for stated reasons only (b).....	0	0	0	0	0	0	0	0	0	0	0	0
15.5 Other accident only.....	0	0	0	0	0	0	0	0	0	0	0	0
15.6 Medicare Title XVIII exempt from state taxes or fees.....	0	0	0	0	0	0	0	0	0	0	0	0
15.7 All other A&H (b).....	0	0	0	0	0	0	0	0	0	0	0	0
15.8 Federal employees health benefits plan premium.....	0	0	0	0	0	0	0	0	0	0	0	0
16. Workers' compensation.....	0	0	0	0	0	0	0	0	0	0	0	0
17.1 Other liability-occurrence.....	0	0	0	0	0	0	0	0	0	0	0	0
17.2 Other liability-claims-made.....	0	0	0	0	0	0	0	0	0	0	0	0
17.3 Excess workers' compensation.....	0	0	0	0	0	0	0	0	0	0	0	0
18. Products liability.....	0	0	0	0	0	0	0	0	0	0	0	0
19.1 Private passenger auto no-fault (personal injury protection).....	0	0	0	0	0	0	0	0	0	0	0	0
19.2 Other private passenger auto liability.....	0	0	0	0	0	0	0	0	0	0	0	0
19.3 Commercial auto no-fault (personal injury protection).....	0	0	0	0	0	0	0	0	0	0	0	0
19.4 Other commercial auto liability.....	0	0	0	0	0	0	0	0	0	0	0	0
21.1 Private passenger auto physical damage.....	0	0	0	0	0	0	0	0	0	0	0	0
21.2 Commercial auto physical damage.....	0	0	0	0	0	0	0	0	0	0	0	0
22. Aircraft (all perils).....	0	0	0	0	0	0	0	0	0	0	0	0
23. Fidelity.....	0	0	0	0	0	0	0	0	0	0	0	0
24. Surety.....	0	0	0	0	0	0	0	0	0	0	0	0
26. Burglary and theft.....	0	0	0	0	0	0	0	0	0	0	0	0
27. Boiler and machinery.....	0	0	0	0	0	0	0	0	0	0	0	0
28. Credit.....	0	0	0	0	0	0	0	0	0	0	0	0
30. Warranty.....	0	0	0	0	0	0	0	0	0	0	0	0
34. Aggregate write-ins for other lines of business.....	0	0	0	0	0	0	0	0	0	0	0	15,683
35. TOTALS (a).....	0	0	0	0	0	0	0	0	0	0	0	15,683

**DETAILS OF WRITE-INS**

3401. MISCELLANEOUS.....	0	0	0	0	0	0	0	0	0	0	0	15,683
3402. ....	0	0	0	0	0	0	0	0	0	0	0	0
3403. ....	0	0	0	0	0	0	0	0	0	0	0	0
3498. Summary of remaining write-ins for Line 34 from overflow page.....	0	0	0	0	0	0	0	0	0	0	0	0
3499. TOTALS (Lines 3401 through 3403 plus 3498) (Line 34 above).....	0	0	0	0	0	0	0	0	0	0	0	15,683

(a) Finance and service charges not included in Lines 1 to 35 \$.....0.

(b) For health business on indicated lines report: Number of persons insured under PPO managed care products.....0 and number of persons insured under indemnity only products.....0.

19.MA

**EXHIBIT OF PREMIUMS AND LOSSES (Statutory Page 14)**



NAIC Group Code.....241 NAIC Company Code....34339

BUSINESS IN THE STATE OF MARYLAND DURING THE YEAR

19.MD

Line of Business	Gross Premiums, Including Policy and Membership Fees, Less Return Premiums and Premiums on Policies not Taken		3 Dividends Paid or Credited to Policyholders on Direct Business	4 Direct Unearned Premium Reserves	5 Direct Losses Paid (deducting salvage)	6 Direct Losses Incurred	7 Direct Losses Unpaid	8 Direct Defense and Cost Containment Expense Paid	9 Direct Defense and Cost Containment Expense Incurred	10 Direct Defense and Cost Containment Expense Unpaid	11 Commissions and Brokerage Expenses	12 Taxes, Licenses and Fees
	1 Direct Premiums Written	2 Direct Premiums Earned										
1. Fire.....	0	0	0	0	0	0	0	0	0	0	0	0
2.1 Allied lines.....	0	0	0	0	0	0	0	0	0	0	0	0
2.2 Multiple peril crop.....	0	0	0	0	0	0	0	0	0	0	0	0
2.3 Federal flood.....	0	0	0	0	0	0	0	0	0	0	0	0
2.4 Private crop.....	0	0	0	0	0	0	0	0	0	0	0	0
2.5 Private flood.....	0	0	0	0	0	0	0	0	0	0	0	0
3. Farmowners multiple peril.....	0	0	0	0	0	0	0	0	0	0	0	0
4. Homeowners multiple peril.....	6,333,253	6,336,087	4,603	3,383,662	4,270,347	5,095,791	1,284,872	46,388	93,587	62,423	197,042	128,935
5.1 Commercial multiple peril (non-liability portion).....	0	0	0	0	0	0	0	0	0	0	0	0
5.2 Commercial multiple peril (liability portion).....	0	0	0	0	0	0	0	0	0	0	0	0
6. Mortgage guaranty.....	0	0	0	0	0	0	0	0	0	0	0	0
8. Ocean marine.....	0	0	0	0	0	0	0	0	0	0	0	0
9. Inland marine.....	127,163	128,024	0	67,306	105,288	115,409	15,555	8,472	8,659	391	4,038	2,596
10. Financial guaranty.....	0	0	0	0	0	0	0	0	0	0	0	0
11. Medical professional liability.....	0	0	0	0	0	0	0	0	0	0	0	0
12. Earthquake.....	6,384	6,499	0	3,669	0	31	342	0	8	11	189	130
13. Group accident and health (b).....	0	0	0	0	0	0	0	0	0	0	0	0
14. Credit A&H (group and individual).....	0	0	0	0	0	0	0	0	0	0	0	0
15.1 Collectively renewable A&H (b).....	0	0	0	0	0	0	0	0	0	0	0	0
15.2 Non-cancelable A&H (b).....	0	0	0	0	0	0	0	0	0	0	0	0
15.3 Guaranteed renewable A&H (b).....	0	0	0	0	0	0	0	0	0	0	0	0
15.4 Non-renewable for stated reasons only (b).....	0	0	0	0	0	0	0	0	0	0	0	0
15.5 Other accident only.....	0	0	0	0	0	0	0	0	0	0	0	0
15.6 Medicare Title XVIII exempt from state taxes or fees.....	0	0	0	0	0	0	0	0	0	0	0	0
15.7 All other A&H (b).....	0	0	0	0	0	0	0	0	0	0	0	0
15.8 Federal employees health benefits plan premium.....	0	0	0	0	0	0	0	0	0	0	0	0
16. Workers' compensation.....	0	0	0	0	0	0	0	0	0	0	0	0
17.1 Other liability-occurrence.....	0	0	0	0	0	0	0	0	0	0	0	0
17.2 Other liability-claims-made.....	0	0	0	0	0	0	0	0	0	0	0	0
17.3 Excess workers' compensation.....	0	0	0	0	0	0	0	0	0	0	0	0
18. Products liability.....	0	0	0	0	0	0	0	0	0	0	0	0
19.1 Private passenger auto no-fault (personal injury protection).....	1,666,454	1,639,540	501	718,856	1,321,555	1,384,444	506,962	8,659	(6,222)	103,023	52,890	33,935
19.2 Other private passenger auto liability.....	10,771,551	10,802,899	3,236	4,626,603	8,560,673	8,761,647	6,213,014	142,333	160,532	474,300	341,973	219,252
19.3 Commercial auto no-fault (personal injury protection).....	0	0	0	0	0	0	0	0	0	0	0	0
19.4 Other commercial auto liability.....	0	0	0	0	0	0	0	0	0	0	0	0
21.1 Private passenger auto physical damage.....	8,464,675	8,861,852	2,543	3,486,623	4,661,800	4,607,148	41,813	22,628	23,768	5,179	267,344	172,379
21.2 Commercial auto physical damage.....	0	0	0	0	0	0	0	0	0	0	0	0
22. Aircraft (all perils).....	0	0	0	0	0	0	0	0	0	0	0	0
23. Fidelity.....	0	0	0	0	0	0	0	0	0	0	0	0
24. Surety.....	0	0	0	0	0	0	0	0	0	0	0	0
26. Burglary and theft.....	0	0	0	0	0	0	0	0	0	0	0	0
27. Boiler and machinery.....	0	0	0	0	0	0	0	0	0	0	0	0
28. Credit.....	0	0	0	0	0	0	0	0	0	0	0	0
30. Warranty.....	0	0	0	0	0	0	0	0	0	0	0	0
34. Aggregate write-ins for other lines of business.....	0	0	0	0	0	0	0	0	0	0	0	0
35. TOTALS (a).....	27,369,480	27,774,901	10,883	12,286,719	18,919,663	19,964,470	8,062,558	228,480	280,332	645,327	863,476	557,227

**DETAILS OF WRITE-INS**

3401. MISCELLANEOUS.....	0	0	0	0	0	0	0	0	0	0	0	0
3402. ....	0	0	0	0	0	0	0	0	0	0	0	0
3403. ....	0	0	0	0	0	0	0	0	0	0	0	0
3498. Summary of remaining write-ins for Line 34 from overflow page.....	0	0	0	0	0	0	0	0	0	0	0	0
3499. TOTALS (Lines 3401 through 3403 plus 3498) (Line 34 above).....	0	0	0	0	0	0	0	0	0	0	0	0

(a) Finance and service charges not included in Lines 1 to 35 \$...21,242.

(b) For health business on indicated lines report: Number of persons insured under PPO managed care products.....0 and number of persons insured under indemnity only products.....0.

**EXHIBIT OF PREMIUMS AND LOSSES (Statutory Page 14)**



NAIC Group Code.....241 NAIC Company Code....34339

BUSINESS IN THE STATE OF MAINE DURING THE YEAR

Line of Business	Gross Premiums, Including Policy and Membership Fees, Less Return Premiums and Premiums on Policies not Taken		3 Dividends Paid or Credited to Policyholders on Direct Business	4 Direct Unearned Premium Reserves	5 Direct Losses Paid (deducting salvage)	6 Direct Losses Incurred	7 Direct Losses Unpaid	8 Direct Defense and Cost Containment Expense Paid	9 Direct Defense and Cost Containment Expense Incurred	10 Direct Defense and Cost Containment Expense Unpaid	11 Commissions and Brokerage Expenses	12 Taxes, Licenses and Fees
	1 Direct Premiums Written	2 Direct Premiums Earned										
1. Fire.....	0	0	0	0	0	0	0	0	0	0	0	0
2.1 Allied lines.....	0	0	0	0	0	0	0	0	0	0	0	0
2.2 Multiple peril crop.....	0	0	0	0	0	0	0	0	0	0	0	0
2.3 Federal flood.....	0	0	0	0	0	0	0	0	0	0	0	0
2.4 Private crop.....	0	0	0	0	0	0	0	0	0	0	0	0
2.5 Private flood.....	0	0	0	0	0	0	0	0	0	0	0	0
3. Farmowners multiple peril.....	0	0	0	0	0	0	0	0	0	0	0	0
4. Homeowners multiple peril.....	0	0	0	0	0	0	0	0	0	0	0	0
5.1 Commercial multiple peril (non-liability portion).....	0	0	0	0	0	0	0	0	0	0	0	0
5.2 Commercial multiple peril (liability portion).....	0	0	0	0	0	0	0	0	0	0	0	0
6. Mortgage guaranty.....	0	0	0	0	0	0	0	0	0	0	0	0
8. Ocean marine.....	0	0	0	0	0	0	0	0	0	0	0	0
9. Inland marine.....	0	0	0	0	0	0	0	0	0	0	0	0
10. Financial guaranty.....	0	0	0	0	0	0	0	0	0	0	0	0
11. Medical professional liability.....	0	0	0	0	0	0	0	0	0	0	0	0
12. Earthquake.....	0	0	0	0	0	0	0	0	0	0	0	0
13. Group accident and health (b).....	0	0	0	0	0	0	0	0	0	0	0	0
14. Credit A&H (group and individual).....	0	0	0	0	0	0	0	0	0	0	0	0
15.1 Collectively renewable A&H (b).....	0	0	0	0	0	0	0	0	0	0	0	0
15.2 Non-cancelable A&H (b).....	0	0	0	0	0	0	0	0	0	0	0	0
15.3 Guaranteed renewable A&H (b).....	0	0	0	0	0	0	0	0	0	0	0	0
15.4 Non-renewable for stated reasons only (b).....	0	0	0	0	0	0	0	0	0	0	0	0
15.5 Other accident only.....	0	0	0	0	0	0	0	0	0	0	0	0
15.6 Medicare Title XVIII exempt from state taxes or fees.....	0	0	0	0	0	0	0	0	0	0	0	0
15.7 All other A&H (b).....	0	0	0	0	0	0	0	0	0	0	0	0
15.8 Federal employees health benefits plan premium.....	0	0	0	0	0	0	0	0	0	0	0	0
16. Workers' compensation.....	0	0	0	0	0	0	0	0	0	0	0	0
17.1 Other liability-occurrence.....	0	0	0	0	0	0	0	0	0	0	0	0
17.2 Other liability-claims-made.....	0	0	0	0	0	0	0	0	0	0	0	0
17.3 Excess workers' compensation.....	0	0	0	0	0	0	0	0	0	0	0	0
18. Products liability.....	0	0	0	0	0	0	0	0	0	0	0	0
19.1 Private passenger auto no-fault (personal injury protection).....	0	0	0	0	0	0	0	0	0	0	0	0
19.2 Other private passenger auto liability.....	0	0	0	0	0	0	0	0	0	0	0	0
19.3 Commercial auto no-fault (personal injury protection).....	0	0	0	0	0	0	0	0	0	0	0	0
19.4 Other commercial auto liability.....	0	0	0	0	0	0	0	0	0	0	0	0
21.1 Private passenger auto physical damage.....	0	0	0	0	0	0	0	0	0	0	0	0
21.2 Commercial auto physical damage.....	0	0	0	0	0	0	0	0	0	0	0	0
22. Aircraft (all perils).....	0	0	0	0	0	0	0	0	0	0	0	0
23. Fidelity.....	0	0	0	0	0	0	0	0	0	0	0	0
24. Surety.....	0	0	0	0	0	0	0	0	0	0	0	0
26. Burglary and theft.....	0	0	0	0	0	0	0	0	0	0	0	0
27. Boiler and machinery.....	0	0	0	0	0	0	0	0	0	0	0	0
28. Credit.....	0	0	0	0	0	0	0	0	0	0	0	0
30. Warranty.....	0	0	0	0	0	0	0	0	0	0	0	0
34. Aggregate write-ins for other lines of business.....	0	0	0	0	0	0	0	0	0	0	0	0
35. TOTALS (a).....	0	0	0	0	0	0	0	0	0	0	0	0

**DETAILS OF WRITE-INS**

3401. MISCELLANEOUS.....	0	0	0	0	0	0	0	0	0	0	0	0
3402. ....	0	0	0	0	0	0	0	0	0	0	0	0
3403. ....	0	0	0	0	0	0	0	0	0	0	0	0
3498. Summary of remaining write-ins for Line 34 from overflow page.....	0	0	0	0	0	0	0	0	0	0	0	0
3499. TOTALS (Lines 3401 through 3403 plus 3498) (Line 34 above).....	0	0	0	0	0	0	0	0	0	0	0	0

(a) Finance and service charges not included in Lines 1 to 35 \$.....0.

(b) For health business on indicated lines report: Number of persons insured under PPO managed care products.....0 and number of persons insured under indemnity only products.....0.

19.ME



**EXHIBIT OF PREMIUMS AND LOSSES (Statutory Page 14)**



NAIC Group Code.....241 NAIC Company Code....34339

BUSINESS IN THE STATE OF MICHIGAN DURING THE YEAR

Line of Business	Gross Premiums, Including Policy and Membership Fees, Less Return Premiums and Premiums on Policies not Taken		3 Dividends Paid or Credited to Policyholders on Direct Business	4 Direct Unearned Premium Reserves	5 Direct Losses Paid (deducting salvage)	6 Direct Losses Incurred	7 Direct Losses Unpaid	8 Direct Defense and Cost Containment Expense Paid	9 Direct Defense and Cost Containment Expense Incurred	10 Direct Defense and Cost Containment Expense Unpaid	11 Commissions and Brokerage Expenses	12 Taxes, Licenses and Fees
	1 Direct Premiums Written	2 Direct Premiums Earned										
1. Fire.....	0	0	0	0	0	0	0	0	0	0	0	0
2.1 Allied lines.....	0	0	0	0	0	0	0	0	0	0	0	0
2.2 Multiple peril crop.....	0	0	0	0	0	0	0	0	0	0	0	0
2.3 Federal flood.....	0	0	0	0	0	0	0	0	0	0	0	0
2.4 Private crop.....	0	0	0	0	0	0	0	0	0	0	0	0
2.5 Private flood.....	0	0	0	0	0	0	0	0	0	0	0	0
3. Farmowners multiple peril.....	0	0	0	0	0	0	0	0	0	0	0	0
4. Homeowners multiple peril.....	14,467,849	14,703,580	3,174	7,620,316	6,125,520	5,135,109	1,018,365	50,596	14,270	38,823	1,102,571	387,165
5.1 Commercial multiple peril (non-liability portion).....	0	0	0	0	0	0	0	0	0	0	0	0
5.2 Commercial multiple peril (liability portion).....	0	0	0	0	0	0	0	0	0	0	0	0
6. Mortgage guaranty.....	0	0	0	0	0	0	0	0	0	0	0	0
8. Ocean marine.....	0	0	0	0	0	0	0	0	0	0	0	0
9. Inland marine.....	234,089	236,103	0	121,927	65,094	62,688	9,304	0	(108)	322	17,448	6,271
10. Financial guaranty.....	0	0	0	0	0	0	0	0	0	0	0	0
11. Medical professional liability.....	0	0	0	0	0	0	0	0	0	0	0	0
12. Earthquake.....	2,381	2,508	0	1,325	0	(33)	110	0	2	4	186	64
13. Group accident and health (b).....	0	0	0	0	0	0	0	0	0	0	0	0
14. Credit A&H (group and individual).....	0	0	0	0	0	0	0	0	0	0	0	0
15.1 Collectively renewable A&H (b).....	0	0	0	0	0	0	0	0	0	0	0	0
15.2 Non-cancelable A&H (b).....	0	0	0	0	0	0	0	0	0	0	0	0
15.3 Guaranteed renewable A&H (b).....	0	0	0	0	0	0	0	0	0	0	0	0
15.4 Non-renewable for stated reasons only (b).....	0	0	0	0	0	0	0	0	0	0	0	0
15.5 Other accident only.....	0	0	0	0	0	0	0	0	0	0	0	0
15.6 Medicare Title XVIII exempt from state taxes or fees.....	0	0	0	0	0	0	0	0	0	0	0	0
15.7 All other A&H (b).....	0	0	0	0	0	0	0	0	0	0	0	0
15.8 Federal employees health benefits plan premium.....	0	0	0	0	0	0	0	0	0	0	0	0
16. Workers' compensation.....	0	0	0	0	0	0	0	0	0	0	0	0
17.1 Other liability-occurrence.....	0	0	0	0	0	0	0	0	0	0	0	0
17.2 Other liability-claims-made.....	0	0	0	0	0	0	0	0	0	0	0	0
17.3 Excess workers' compensation.....	0	0	0	0	0	0	0	0	0	0	0	0
18. Products liability.....	0	0	0	0	0	0	0	0	0	0	0	0
19.1 Private passenger auto no-fault (personal injury protection).....	23,950,202	23,636,856	3,862	9,952,311	13,144,304	12,210,398	57,222,181	734,176	(3,078,835)	11,628,430	1,433,725	475,916
19.2 Other private passenger auto liability.....	5,065,029	4,758,097	817	2,128,437	3,722,863	1,553,367	6,894,452	812,913	620,409	611,647	304,425	100,666
19.3 Commercial auto no-fault (personal injury protection).....	0	0	0	0	0	0	0	0	0	0	0	0
19.4 Other commercial auto liability.....	0	0	0	0	0	0	0	0	0	0	0	0
21.1 Private passenger auto physical damage.....	17,413,490	17,213,866	2,808	7,147,124	10,799,330	11,135,943	975,932	1,962	(10,104)	(18,173)	1,048,661	346,113
21.2 Commercial auto physical damage.....	0	0	0	0	0	0	0	0	0	0	0	0
22. Aircraft (all perils).....	0	0	0	0	0	0	0	0	0	0	0	0
23. Fidelity.....	0	0	0	0	0	0	0	0	0	0	0	0
24. Surety.....	0	0	0	0	0	0	0	0	0	0	0	0
26. Burglary and theft.....	0	0	0	0	0	0	0	0	0	0	0	0
27. Boiler and machinery.....	0	0	0	0	0	0	0	0	0	0	0	0
28. Credit.....	0	0	0	0	0	0	0	0	0	0	0	0
30. Warranty.....	0	0	0	0	0	0	0	0	0	0	0	0
34. Aggregate write-ins for other lines of business.....	0	0	0	0	0	0	0	0	0	0	0	0
35. TOTALS (a).....	61,133,040	60,551,010	10,661	26,971,440	33,857,111	30,097,472	66,120,344	1,599,647	(2,454,366)	12,261,053	3,907,016	1,316,195

**DETAILS OF WRITE-INS**

3401. MISCELLANEOUS.....	0	0	0	0	0	0	0	0	0	0	0	0
3402. ....	0	0	0	0	0	0	0	0	0	0	0	0
3403. ....	0	0	0	0	0	0	0	0	0	0	0	0
3498. Summary of remaining write-ins for Line 34 from overflow page.....	0	0	0	0	0	0	0	0	0	0	0	0
3499. TOTALS (Lines 3401 through 3403 plus 3498) (Line 34 above).....	0	0	0	0	0	0	0	0	0	0	0	0

(a) Finance and service charges not included in Lines 1 to 35 \$ ...59,351.

(b) For health business on indicated lines report: Number of persons insured under PPO managed care products.....0 and number of persons insured under indemnity only products.....0.

19 MI

**EXHIBIT OF PREMIUMS AND LOSSES (Statutory Page 14)**



NAIC Group Code.....241 NAIC Company Code....34339

BUSINESS IN THE STATE OF MINNESOTA DURING THE YEAR

19.MN

Line of Business	Gross Premiums, Including Policy and Membership Fees, Less Return Premiums and Premiums on Policies not Taken		3 Dividends Paid or Credited to Policyholders on Direct Business	4 Direct Unearned Premium Reserves	5 Direct Losses Paid (deducting salvage)	6 Direct Losses Incurred	7 Direct Losses Unpaid	8 Direct Defense and Cost Containment Expense Paid	9 Direct Defense and Cost Containment Expense Incurred	10 Direct Defense and Cost Containment Expense Unpaid	11 Commissions and Brokerage Expenses	12 Taxes, Licenses and Fees
	1 Direct Premiums Written	2 Direct Premiums Earned										
1. Fire.....	0	0	0	0	0	0	0	0	0	0	0	0
2.1 Allied lines.....	0	0	0	0	0	0	0	0	0	0	0	0
2.2 Multiple peril crop.....	0	0	0	0	0	0	0	0	0	0	0	0
2.3 Federal flood.....	0	0	0	0	0	0	0	0	0	0	0	0
2.4 Private crop.....	0	0	0	0	0	0	0	0	0	0	0	0
2.5 Private flood.....	0	0	0	0	0	0	0	0	0	0	0	0
3. Farmowners multiple peril.....	0	0	0	0	0	0	0	0	0	0	0	0
4. Homeowners multiple peril.....	0	0	0	0	0	0	0	0	0	0	0	0
5.1 Commercial multiple peril (non-liability portion).....	0	0	0	0	0	0	0	0	0	0	0	0
5.2 Commercial multiple peril (liability portion).....	0	0	0	0	0	0	0	0	0	0	0	0
6. Mortgage guaranty.....	0	0	0	0	0	0	0	0	0	0	0	0
8. Ocean marine.....	0	0	0	0	0	0	0	0	0	0	0	0
9. Inland marine.....	0	0	0	0	0	0	0	0	0	0	0	0
10. Financial guaranty.....	0	0	0	0	0	0	0	0	0	0	0	0
11. Medical professional liability.....	0	0	0	0	0	0	0	0	0	0	0	0
12. Earthquake.....	0	0	0	0	0	0	0	0	0	0	0	0
13. Group accident and health (b).....	0	0	0	0	0	0	0	0	0	0	0	0
14. Credit A&H (group and individual).....	0	0	0	0	0	0	0	0	0	0	0	0
15.1 Collectively renewable A&H (b).....	0	0	0	0	0	0	0	0	0	0	0	0
15.2 Non-cancelable A&H (b).....	0	0	0	0	0	0	0	0	0	0	0	0
15.3 Guaranteed renewable A&H (b).....	0	0	0	0	0	0	0	0	0	0	0	0
15.4 Non-renewable for stated reasons only (b).....	0	0	0	0	0	0	0	0	0	0	0	0
15.5 Other accident only.....	0	0	0	0	0	0	0	0	0	0	0	0
15.6 Medicare Title XVIII exempt from state taxes or fees.....	0	0	0	0	0	0	0	0	0	0	0	0
15.7 All other A&H (b).....	0	0	0	0	0	0	0	0	0	0	0	0
15.8 Federal employees health benefits plan premium.....	0	0	0	0	0	0	0	0	0	0	0	0
16. Workers' compensation.....	0	0	0	0	0	0	0	0	0	0	0	0
17.1 Other liability-occurrence.....	0	0	0	0	0	0	0	0	0	0	0	0
17.2 Other liability-claims-made.....	0	0	0	0	0	0	0	0	0	0	0	0
17.3 Excess workers' compensation.....	0	0	0	0	0	0	0	0	0	0	0	0
18. Products liability.....	0	0	0	0	0	0	0	0	0	0	0	0
19.1 Private passenger auto no-fault (personal injury protection).....	0	0	0	0	0	0	0	0	0	0	0	0
19.2 Other private passenger auto liability.....	0	0	0	0	0	0	0	0	0	0	0	0
19.3 Commercial auto no-fault (personal injury protection).....	0	0	0	0	0	0	0	0	0	0	0	0
19.4 Other commercial auto liability.....	0	0	0	0	0	0	0	0	0	0	0	0
21.1 Private passenger auto physical damage.....	0	0	0	0	0	0	0	0	0	0	0	0
21.2 Commercial auto physical damage.....	0	0	0	0	0	0	0	0	0	0	0	0
22. Aircraft (all perils).....	0	0	0	0	0	0	0	0	0	0	0	0
23. Fidelity.....	0	0	0	0	0	0	0	0	0	0	0	0
24. Surety.....	0	0	0	0	0	0	0	0	0	0	0	0
26. Burglary and theft.....	0	0	0	0	0	0	0	0	0	0	0	0
27. Boiler and machinery.....	0	0	0	0	0	0	0	0	0	0	0	0
28. Credit.....	0	0	0	0	0	0	0	0	0	0	0	0
30. Warranty.....	0	0	0	0	0	0	0	0	0	0	0	0
34. Aggregate write-ins for other lines of business.....	0	0	0	0	0	0	0	0	0	0	0	0
35. TOTALS (a).....	0	0	0	0	0	0	0	0	0	0	0	0

**DETAILS OF WRITE-INS**

3401. MISCELLANEOUS.....	0	0	0	0	0	0	0	0	0	0	0	0
3402. ....	0	0	0	0	0	0	0	0	0	0	0	0
3403. ....	0	0	0	0	0	0	0	0	0	0	0	0
3498. Summary of remaining write-ins for Line 34 from overflow page.....	0	0	0	0	0	0	0	0	0	0	0	0
3499. TOTALS (Lines 3401 through 3403 plus 3498) (Line 34 above).....	0	0	0	0	0	0	0	0	0	0	0	0

(a) Finance and service charges not included in Lines 1 to 35 \$.....0.

(b) For health business on indicated lines report: Number of persons insured under PPO managed care products.....0 and number of persons insured under indemnity only products.....0.

**EXHIBIT OF PREMIUMS AND LOSSES (Statutory Page 14)**



NAIC Group Code.....241 NAIC Company Code....34339

BUSINESS IN THE STATE OF MISSOURI DURING THE YEAR

19.MO

Line of Business	Gross Premiums, Including Policy and Membership Fees, Less Return Premiums and Premiums on Policies not Taken		3 Dividends Paid or Credited to Policyholders on Direct Business	4 Direct Unearned Premium Reserves	5 Direct Losses Paid (deducting salvage)	6 Direct Losses Incurred	7 Direct Losses Unpaid	8 Direct Defense and Cost Containment Expense Paid	9 Direct Defense and Cost Containment Expense Incurred	10 Direct Defense and Cost Containment Expense Unpaid	11 Commissions and Brokerage Expenses	12 Taxes, Licenses and Fees
	1 Direct Premiums Written	2 Direct Premiums Earned										
1. Fire.....	0	0	0	0	0	0	0	0	0	0	0	0
2.1 Allied lines.....	0	0	0	0	0	0	0	0	0	0	0	0
2.2 Multiple peril crop.....	0	0	0	0	0	0	0	0	0	0	0	0
2.3 Federal flood.....	0	0	0	0	0	0	0	0	0	0	0	0
2.4 Private crop.....	0	0	0	0	0	0	0	0	0	0	0	0
2.5 Private flood.....	0	0	0	0	0	0	0	0	0	0	0	0
3. Farmowners multiple peril.....	0	0	0	0	0	0	0	0	0	0	0	0
4. Homeowners multiple peril.....	2,830,362	2,647,810	599	1,522,062	1,889,211	1,949,104	295,521	24,018	24,023	9,244	97,355	56,042
5.1 Commercial multiple peril (non-liability portion).....	0	0	0	0	0	0	0	0	0	0	0	0
5.2 Commercial multiple peril (liability portion).....	0	0	0	0	0	0	0	0	0	0	0	0
6. Mortgage guaranty.....	0	0	0	0	0	0	0	0	0	0	0	0
8. Ocean marine.....	0	0	0	0	0	0	0	0	0	0	0	0
9. Inland marine.....	32,389	30,757	0	16,767	25,911	26,691	1,924	3,968	3,994	64	1,108	640
10. Financial guaranty.....	0	0	0	0	0	0	0	0	0	0	0	0
11. Medical professional liability.....	0	0	0	0	0	0	0	0	0	0	0	0
12. Earthquake.....	33,955	33,702	0	18,522	0	509	2,191	0	46	72	1,168	674
13. Group accident and health (b).....	0	0	0	0	0	0	0	0	0	0	0	0
14. Credit A&H (group and individual).....	0	0	0	0	0	0	0	0	0	0	0	0
15.1 Collectively renewable A&H (b).....	0	0	0	0	0	0	0	0	0	0	0	0
15.2 Non-cancelable A&H (b).....	0	0	0	0	0	0	0	0	0	0	0	0
15.3 Guaranteed renewable A&H (b).....	0	0	0	0	0	0	0	0	0	0	0	0
15.4 Non-renewable for stated reasons only (b).....	0	0	0	0	0	0	0	0	0	0	0	0
15.5 Other accident only.....	0	0	0	0	0	0	0	0	0	0	0	0
15.6 Medicare Title XVIII exempt from state taxes or fees.....	0	0	0	0	0	0	0	0	0	0	0	0
15.7 All other A&H (b).....	0	0	0	0	0	0	0	0	0	0	0	0
15.8 Federal employees health benefits plan premium.....	0	0	0	0	0	0	0	0	0	0	0	0
16. Workers' compensation.....	0	0	0	0	0	0	0	0	0	0	0	0
17.1 Other liability-occurrence.....	0	0	0	0	0	0	0	0	0	0	0	0
17.2 Other liability-claims-made.....	0	0	0	0	0	0	0	0	0	0	0	0
17.3 Excess workers' compensation.....	0	0	0	0	0	0	0	0	0	0	0	0
18. Products liability.....	0	0	0	0	0	0	0	0	0	0	0	0
19.1 Private passenger auto no-fault (personal injury protection).....	0	0	0	0	0	0	0	0	0	0	0	0
19.2 Other private passenger auto liability.....	4,179,364	3,878,001	635	2,041,095	2,224,611	2,683,305	2,885,000	45,957	79,955	230,706	131,609	82,718
19.3 Commercial auto no-fault (personal injury protection).....	0	0	0	0	0	0	0	0	0	0	0	0
19.4 Other commercial auto liability.....	0	0	0	0	0	0	0	0	0	0	0	0
21.1 Private passenger auto physical damage.....	4,058,280	3,957,827	617	1,909,401	1,881,433	1,916,590	178,184	9,888	8,875	(1,257)	127,710	80,391
21.2 Commercial auto physical damage.....	0	0	0	0	0	0	0	0	0	0	0	0
22. Aircraft (all perils).....	0	0	0	0	0	0	0	0	0	0	0	0
23. Fidelity.....	0	0	0	0	0	0	0	0	0	0	0	0
24. Surety.....	0	0	0	0	0	0	0	0	0	0	0	0
26. Burglary and theft.....	0	0	0	0	0	0	0	0	0	0	0	0
27. Boiler and machinery.....	0	0	0	0	0	0	0	0	0	0	0	0
28. Credit.....	0	0	0	0	0	0	0	0	0	0	0	0
30. Warranty.....	0	0	0	0	0	0	0	0	0	0	0	0
34. Aggregate write-ins for other lines of business.....	0	0	0	0	0	0	0	0	0	0	0	0
35. TOTALS (a).....	11,134,350	10,548,097	1,851	5,507,847	6,021,166	6,576,199	3,362,820	83,831	116,893	238,829	358,950	220,465

**DETAILS OF WRITE-INS**

3401. MISCELLANEOUS.....	0	0	0	0	0	0	0	0	0	0	0	0
3402. ....	0	0	0	0	0	0	0	0	0	0	0	0
3403. ....	0	0	0	0	0	0	0	0	0	0	0	0
3498. Summary of remaining write-ins for Line 34 from overflow page.....	0	0	0	0	0	0	0	0	0	0	0	0
3499. TOTALS (Lines 3401 through 3403 plus 3498) (Line 34 above).....	0	0	0	0	0	0	0	0	0	0	0	0

(a) Finance and service charges not included in Lines 1 to 35 \$.....0.

(b) For health business on indicated lines report: Number of persons insured under PPO managed care products.....0 and number of persons insured under indemnity only products.....0.

**EXHIBIT OF PREMIUMS AND LOSSES (Statutory Page 14)**



NAIC Group Code.....241 NAIC Company Code....34339

BUSINESS IN THE STATE OF MISSISSIPPI DURING THE YEAR

19.MS

Line of Business	Gross Premiums, Including Policy and Membership Fees, Less Return Premiums and Premiums on Policies not Taken		3 Dividends Paid or Credited to Policyholders on Direct Business	4 Direct Unearned Premium Reserves	5 Direct Losses Paid (deducting salvage)	6 Direct Losses Incurred	7 Direct Losses Unpaid	8 Direct Defense and Cost Containment Expense Paid	9 Direct Defense and Cost Containment Expense Incurred	10 Direct Defense and Cost Containment Expense Unpaid	11 Commissions and Brokerage Expenses	12 Taxes, Licenses and Fees
	1 Direct Premiums Written	2 Direct Premiums Earned										
1. Fire.....	0	0	0	0	0	0	0	0	0	0	0	0
2.1 Allied lines.....	0	0	0	0	0	0	0	0	0	0	0	0
2.2 Multiple peril crop.....	0	0	0	0	0	0	0	0	0	0	0	0
2.3 Federal flood.....	0	0	0	0	0	0	0	0	0	0	0	0
2.4 Private crop.....	0	0	0	0	0	0	0	0	0	0	0	0
2.5 Private flood.....	0	0	0	0	0	0	0	0	0	0	0	0
3. Farmowners multiple peril.....	0	0	0	0	0	0	0	0	0	0	0	0
4. Homeowners multiple peril.....	0	0	0	0	0	0	0	0	0	0	0	0
5.1 Commercial multiple peril (non-liability portion).....	0	0	0	0	0	0	0	0	0	0	0	0
5.2 Commercial multiple peril (liability portion).....	0	0	0	0	0	0	0	0	0	0	0	0
6. Mortgage guaranty.....	0	0	0	0	0	0	0	0	0	0	0	0
8. Ocean marine.....	0	0	0	0	0	0	0	0	0	0	0	0
9. Inland marine.....	0	0	0	0	0	0	0	0	0	0	0	0
10. Financial guaranty.....	0	0	0	0	0	0	0	0	0	0	0	0
11. Medical professional liability.....	0	0	0	0	0	0	0	0	0	0	0	0
12. Earthquake.....	0	0	0	0	0	0	0	0	0	0	0	0
13. Group accident and health (b).....	0	0	0	0	0	0	0	0	0	0	0	0
14. Credit A&H (group and individual).....	0	0	0	0	0	0	0	0	0	0	0	0
15.1 Collectively renewable A&H (b).....	0	0	0	0	0	0	0	0	0	0	0	0
15.2 Non-cancelable A&H (b).....	0	0	0	0	0	0	0	0	0	0	0	0
15.3 Guaranteed renewable A&H (b).....	0	0	0	0	0	0	0	0	0	0	0	0
15.4 Non-renewable for stated reasons only (b).....	0	0	0	0	0	0	0	0	0	0	0	0
15.5 Other accident only.....	0	0	0	0	0	0	0	0	0	0	0	0
15.6 Medicare Title XVIII exempt from state taxes or fees.....	0	0	0	0	0	0	0	0	0	0	0	0
15.7 All other A&H (b).....	0	0	0	0	0	0	0	0	0	0	0	0
15.8 Federal employees health benefits plan premium.....	0	0	0	0	0	0	0	0	0	0	0	0
16. Workers' compensation.....	0	0	0	0	0	0	0	0	0	0	0	0
17.1 Other liability-occurrence.....	0	0	0	0	0	0	0	0	0	0	0	0
17.2 Other liability-claims-made.....	0	0	0	0	0	0	0	0	0	0	0	0
17.3 Excess workers' compensation.....	0	0	0	0	0	0	0	0	0	0	0	0
18. Products liability.....	0	0	0	0	0	0	0	0	0	0	0	0
19.1 Private passenger auto no-fault (personal injury protection).....	0	0	0	0	0	0	0	0	0	0	0	0
19.2 Other private passenger auto liability.....	0	0	0	0	0	0	0	0	0	0	0	0
19.3 Commercial auto no-fault (personal injury protection).....	0	0	0	0	0	0	0	0	0	0	0	0
19.4 Other commercial auto liability.....	0	0	0	0	0	0	0	0	0	0	0	0
21.1 Private passenger auto physical damage.....	0	0	0	0	0	0	0	0	0	0	0	0
21.2 Commercial auto physical damage.....	0	0	0	0	0	0	0	0	0	0	0	0
22. Aircraft (all perils).....	0	0	0	0	0	0	0	0	0	0	0	0
23. Fidelity.....	0	0	0	0	0	0	0	0	0	0	0	0
24. Surety.....	0	0	0	0	0	0	0	0	0	0	0	0
26. Burglary and theft.....	0	0	0	0	0	0	0	0	0	0	0	0
27. Boiler and machinery.....	0	0	0	0	0	0	0	0	0	0	0	0
28. Credit.....	0	0	0	0	0	0	0	0	0	0	0	0
30. Warranty.....	0	0	0	0	0	0	0	0	0	0	0	0
34. Aggregate write-ins for other lines of business.....	0	0	0	0	0	0	0	0	0	0	0	1,280
35. TOTALS (a).....	0	0	0	0	0	0	0	0	0	0	0	1,280

**DETAILS OF WRITE-INS**

3401. MISCELLANEOUS.....	0	0	0	0	0	0	0	0	0	0	0	1,280
3402. ....	0	0	0	0	0	0	0	0	0	0	0	0
3403. ....	0	0	0	0	0	0	0	0	0	0	0	0
3498. Summary of remaining write-ins for Line 34 from overflow page.....	0	0	0	0	0	0	0	0	0	0	0	0
3499. TOTALS (Lines 3401 through 3403 plus 3498) (Line 34 above).....	0	0	0	0	0	0	0	0	0	0	0	1,280

(a) Finance and service charges not included in Lines 1 to 35 \$.....0.

(b) For health business on indicated lines report: Number of persons insured under PPO managed care products.....0 and number of persons insured under indemnity only products.....0.

**EXHIBIT OF PREMIUMS AND LOSSES (Statutory Page 14)**



NAIC Group Code.....241 NAIC Company Code....34339

BUSINESS IN THE STATE OF MONTANA DURING THE YEAR

19.MT

Line of Business	Gross Premiums, Including Policy and Membership Fees, Less Return Premiums and Premiums on Policies not Taken		3 Dividends Paid or Credited to Policyholders on Direct Business	4 Direct Unearned Premium Reserves	5 Direct Losses Paid (deducting salvage)	6 Direct Losses Incurred	7 Direct Losses Unpaid	8 Direct Defense and Cost Containment Expense Paid	9 Direct Defense and Cost Containment Expense Incurred	10 Direct Defense and Cost Containment Expense Unpaid	11 Commissions and Brokerage Expenses	12 Taxes, Licenses and Fees
	1 Direct Premiums Written	2 Direct Premiums Earned										
1. Fire.....	0	0	0	0	0	0	0	0	0	0	0	0
2.1 Allied lines.....	0	0	0	0	0	0	0	0	0	0	0	0
2.2 Multiple peril crop.....	0	0	0	0	0	0	0	0	0	0	0	0
2.3 Federal flood.....	0	0	0	0	0	0	0	0	0	0	0	0
2.4 Private crop.....	0	0	0	0	0	0	0	0	0	0	0	0
2.5 Private flood.....	0	0	0	0	0	0	0	0	0	0	0	0
3. Farmowners multiple peril.....	0	0	0	0	0	0	0	0	0	0	0	0
4. Homeowners multiple peril.....	337,827	323,169	71	189,921	730,628	792,748	135,705	0	740	2,926	11,320	12,537
5.1 Commercial multiple peril (non-liability portion).....	0	0	0	0	0	0	0	0	0	0	0	0
5.2 Commercial multiple peril (liability portion).....	0	0	0	0	0	0	0	0	0	0	0	0
6. Mortgage guaranty.....	0	0	0	0	0	0	0	0	0	0	0	0
8. Ocean marine.....	0	0	0	0	0	0	0	0	0	0	0	0
9. Inland marine.....	5,473	5,169	0	2,920	125	(267)	466	0	(9)	15	173	205
10. Financial guaranty.....	0	0	0	0	0	0	0	0	0	0	0	0
11. Medical professional liability.....	0	0	0	0	0	0	0	0	0	0	0	0
12. Earthquake.....	3,929	5,057	0	1,711	0	(380)	444	0	0	15	140	146
13. Group accident and health (b).....	0	0	0	0	0	0	0	0	0	0	0	0
14. Credit A&H (group and individual).....	0	0	0	0	0	0	0	0	0	0	0	0
15.1 Collectively renewable A&H (b).....	0	0	0	0	0	0	0	0	0	0	0	0
15.2 Non-cancelable A&H (b).....	0	0	0	0	0	0	0	0	0	0	0	0
15.3 Guaranteed renewable A&H (b).....	0	0	0	0	0	0	0	0	0	0	0	0
15.4 Non-renewable for stated reasons only (b).....	0	0	0	0	0	0	0	0	0	0	0	0
15.5 Other accident only.....	0	0	0	0	0	0	0	0	0	0	0	0
15.6 Medicare Title XVIII exempt from state taxes or fees.....	0	0	0	0	0	0	0	0	0	0	0	0
15.7 All other A&H (b).....	0	0	0	0	0	0	0	0	0	0	0	0
15.8 Federal employees health benefits plan premium.....	0	0	0	0	0	0	0	0	0	0	0	0
16. Workers' compensation.....	0	0	0	0	0	0	0	0	0	0	0	0
17.1 Other liability-occurrence.....	0	0	0	0	0	0	0	0	0	0	0	0
17.2 Other liability-claims-made.....	0	0	0	0	0	0	0	0	0	0	0	0
17.3 Excess workers' compensation.....	0	0	0	0	0	0	0	0	0	0	0	0
18. Products liability.....	0	0	0	0	0	0	0	0	0	0	0	0
19.1 Private passenger auto no-fault (personal injury protection).....	0	0	0	0	0	0	0	0	0	0	0	0
19.2 Other private passenger auto liability.....	557,006	515,441	151	237,862	230,581	220,617	255,653	108	(3,032)	17,967	17,690	16,280
19.3 Commercial auto no-fault (personal injury protection).....	0	0	0	0	0	0	0	0	0	0	0	0
19.4 Other commercial auto liability.....	0	0	0	0	0	0	0	0	0	0	0	0
21.1 Private passenger auto physical damage.....	659,512	613,701	179	279,192	238,680	239,954	34,317	108	(436)	(830)	21,045	19,278
21.2 Commercial auto physical damage.....	0	0	0	0	0	0	0	0	0	0	0	0
22. Aircraft (all perils).....	0	0	0	0	0	0	0	0	0	0	0	0
23. Fidelity.....	0	0	0	0	0	0	0	0	0	0	0	0
24. Surety.....	0	0	0	0	0	0	0	0	0	0	0	0
26. Burglary and theft.....	0	0	0	0	0	0	0	0	0	0	0	0
27. Boiler and machinery.....	0	0	0	0	0	0	0	0	0	0	0	0
28. Credit.....	0	0	0	0	0	0	0	0	0	0	0	0
30. Warranty.....	0	0	0	0	0	0	0	0	0	0	0	0
34. Aggregate write-ins for other lines of business.....	0	0	0	0	0	0	0	0	0	0	0	0
35. TOTALS (a).....	1,563,747	1,462,537	401	711,606	1,200,014	1,252,672	426,585	216	(2,737)	20,093	50,368	48,446

**DETAILS OF WRITE-INS**

3401. MISCELLANEOUS.....	0	0	0	0	0	0	0	0	0	0	0	0
3402. ....	0	0	0	0	0	0	0	0	0	0	0	0
3403. ....	0	0	0	0	0	0	0	0	0	0	0	0
3498. Summary of remaining write-ins for Line 34 from overflow page.....	0	0	0	0	0	0	0	0	0	0	0	0
3499. TOTALS (Lines 3401 through 3403 plus 3498) (Line 34 above).....	0	0	0	0	0	0	0	0	0	0	0	0

(a) Finance and service charges not included in Lines 1 to 35 \$....1,985.

(b) For health business on indicated lines report: Number of persons insured under PPO managed care products.....0 and number of persons insured under indemnity only products.....0.

**EXHIBIT OF PREMIUMS AND LOSSES (Statutory Page 14)**



NAIC Group Code.....241 NAIC Company Code....34339

BUSINESS IN THE STATE OF NORTH CAROLINA DURING THE YEAR

Line of Business	Gross Premiums, Including Policy and Membership Fees, Less Return Premiums and Premiums on Policies not Taken		3 Dividends Paid or Credited to Policyholders on Direct Business	4 Direct Unearned Premium Reserves	5 Direct Losses Paid (deducting salvage)	6 Direct Losses Incurred	7 Direct Losses Unpaid	8 Direct Defense and Cost Containment Expense Paid	9 Direct Defense and Cost Containment Expense Incurred	10 Direct Defense and Cost Containment Expense Unpaid	11 Commissions and Brokerage Expenses	12 Taxes, Licenses and Fees
	1 Direct Premiums Written	2 Direct Premiums Earned										
1. Fire.....	0	0	0	0	0	0	0	0	0	0	0	0
2.1 Allied lines.....	0	0	0	0	0	0	0	0	0	0	0	0
2.2 Multiple peril crop.....	0	0	0	0	0	0	0	0	0	0	0	0
2.3 Federal flood.....	0	0	0	0	0	0	0	0	0	0	0	0
2.4 Private crop.....	0	0	0	0	0	0	0	0	0	0	0	0
2.5 Private flood.....	0	0	0	0	0	0	0	0	0	0	0	0
3. Farmowners multiple peril.....	0	0	0	0	0	0	0	0	0	0	0	0
4. Homeowners multiple peril.....	0	0	0	0	0	0	0	0	0	0	0	0
5.1 Commercial multiple peril (non-liability portion).....	0	0	0	0	0	0	0	0	0	0	0	0
5.2 Commercial multiple peril (liability portion).....	0	0	0	0	0	0	0	0	0	0	0	0
6. Mortgage guaranty.....	0	0	0	0	0	0	0	0	0	0	0	0
8. Ocean marine.....	0	0	0	0	0	0	0	0	0	0	0	0
9. Inland marine.....	0	0	0	0	0	0	0	0	0	0	0	0
10. Financial guaranty.....	0	0	0	0	0	0	0	0	0	0	0	0
11. Medical professional liability.....	0	0	0	0	0	0	0	0	0	0	0	0
12. Earthquake.....	0	0	0	0	0	0	0	0	0	0	0	0
13. Group accident and health (b).....	0	0	0	0	0	0	0	0	0	0	0	0
14. Credit A&H (group and individual).....	0	0	0	0	0	0	0	0	0	0	0	0
15.1 Collectively renewable A&H (b).....	0	0	0	0	0	0	0	0	0	0	0	0
15.2 Non-cancelable A&H (b).....	0	0	0	0	0	0	0	0	0	0	0	0
15.3 Guaranteed renewable A&H (b).....	0	0	0	0	0	0	0	0	0	0	0	0
15.4 Non-renewable for stated reasons only (b).....	0	0	0	0	0	0	0	0	0	0	0	0
15.5 Other accident only.....	0	0	0	0	0	0	0	0	0	0	0	0
15.6 Medicare Title XVIII exempt from state taxes or fees.....	0	0	0	0	0	0	0	0	0	0	0	0
15.7 All other A&H (b).....	0	0	0	0	0	0	0	0	0	0	0	0
15.8 Federal employees health benefits plan premium.....	0	0	0	0	0	0	0	0	0	0	0	0
16. Workers' compensation.....	0	0	0	0	0	0	0	0	0	0	0	0
17.1 Other liability-occurrence.....	0	0	0	0	0	0	0	0	0	0	0	0
17.2 Other liability-claims-made.....	0	0	0	0	0	0	0	0	0	0	0	0
17.3 Excess workers' compensation.....	0	0	0	0	0	0	0	0	0	0	0	0
18. Products liability.....	0	0	0	0	0	0	0	0	0	0	0	0
19.1 Private passenger auto no-fault (personal injury protection).....	0	0	0	0	0	0	0	0	0	0	0	0
19.2 Other private passenger auto liability.....	0	0	0	0	0	0	0	0	0	0	0	0
19.3 Commercial auto no-fault (personal injury protection).....	0	0	0	0	0	0	0	0	0	0	0	0
19.4 Other commercial auto liability.....	0	0	0	0	0	0	0	0	0	0	0	0
21.1 Private passenger auto physical damage.....	0	0	0	0	0	0	0	0	0	0	0	0
21.2 Commercial auto physical damage.....	0	0	0	0	0	0	0	0	0	0	0	0
22. Aircraft (all perils).....	0	0	0	0	0	0	0	0	0	0	0	0
23. Fidelity.....	0	0	0	0	0	0	0	0	0	0	0	0
24. Surety.....	0	0	0	0	0	0	0	0	0	0	0	0
26. Burglary and theft.....	0	0	0	0	0	0	0	0	0	0	0	0
27. Boiler and machinery.....	0	0	0	0	0	0	0	0	0	0	0	0
28. Credit.....	0	0	0	0	0	0	0	0	0	0	0	0
30. Warranty.....	0	0	0	0	0	0	0	0	0	0	0	0
34. Aggregate write-ins for other lines of business.....	0	0	0	0	0	0	0	0	0	0	0	0
35. TOTALS (a).....	0	0	0	0	0	0	0	0	0	0	0	0

**DETAILS OF WRITE-INS**

3401. MISCELLANEOUS.....	0	0	0	0	0	0	0	0	0	0	0	0
3402. ....	0	0	0	0	0	0	0	0	0	0	0	0
3403. ....	0	0	0	0	0	0	0	0	0	0	0	0
3498. Summary of remaining write-ins for Line 34 from overflow page.....	0	0	0	0	0	0	0	0	0	0	0	0
3499. TOTALS (Lines 3401 through 3403 plus 3498) (Line 34 above).....	0	0	0	0	0	0	0	0	0	0	0	0

(a) Finance and service charges not included in Lines 1 to 35 \$.....0.

(b) For health business on indicated lines report: Number of persons insured under PPO managed care products.....0 and number of persons insured under indemnity only products.....0.

19.NC

**EXHIBIT OF PREMIUMS AND LOSSES (Statutory Page 14)**



NAIC Group Code.....241 NAIC Company Code....34339

BUSINESS IN THE STATE OF NORTH DAKOTA DURING THE YEAR

19.ND

Line of Business	Gross Premiums, Including Policy and Membership Fees, Less Return Premiums and Premiums on Policies not Taken		3 Dividends Paid or Credited to Policyholders on Direct Business	4 Direct Unearned Premium Reserves	5 Direct Losses Paid (deducting salvage)	6 Direct Losses Incurred	7 Direct Losses Unpaid	8 Direct Defense and Cost Containment Expense Paid	9 Direct Defense and Cost Containment Expense Incurred	10 Direct Defense and Cost Containment Expense Unpaid	11 Commissions and Brokerage Expenses	12 Taxes, Licenses and Fees
	1 Direct Premiums Written	2 Direct Premiums Earned										
1. Fire.....	0	0	0	0	0	0	0	0	0	0	0	0
2.1 Allied lines.....	0	0	0	0	0	0	0	0	0	0	0	0
2.2 Multiple peril crop.....	0	0	0	0	0	0	0	0	0	0	0	0
2.3 Federal flood.....	0	0	0	0	0	0	0	0	0	0	0	0
2.4 Private crop.....	0	0	0	0	0	0	0	0	0	0	0	0
2.5 Private flood.....	0	0	0	0	0	0	0	0	0	0	0	0
3. Farmowners multiple peril.....	0	0	0	0	0	0	0	0	0	0	0	0
4. Homeowners multiple peril.....	0	0	0	0	0	0	0	0	0	0	0	0
5.1 Commercial multiple peril (non-liability portion).....	0	0	0	0	0	0	0	0	0	0	0	0
5.2 Commercial multiple peril (liability portion).....	0	0	0	0	0	0	0	0	0	0	0	0
6. Mortgage guaranty.....	0	0	0	0	0	0	0	0	0	0	0	0
8. Ocean marine.....	0	0	0	0	0	0	0	0	0	0	0	0
9. Inland marine.....	0	0	0	0	0	0	0	0	0	0	0	0
10. Financial guaranty.....	0	0	0	0	0	0	0	0	0	0	0	0
11. Medical professional liability.....	0	0	0	0	0	0	0	0	0	0	0	0
12. Earthquake.....	0	0	0	0	0	0	0	0	0	0	0	0
13. Group accident and health (b).....	0	0	0	0	0	0	0	0	0	0	0	0
14. Credit A&H (group and individual).....	0	0	0	0	0	0	0	0	0	0	0	0
15.1 Collectively renewable A&H (b).....	0	0	0	0	0	0	0	0	0	0	0	0
15.2 Non-cancelable A&H (b).....	0	0	0	0	0	0	0	0	0	0	0	0
15.3 Guaranteed renewable A&H (b).....	0	0	0	0	0	0	0	0	0	0	0	0
15.4 Non-renewable for stated reasons only (b).....	0	0	0	0	0	0	0	0	0	0	0	0
15.5 Other accident only.....	0	0	0	0	0	0	0	0	0	0	0	0
15.6 Medicare Title XVIII exempt from state taxes or fees.....	0	0	0	0	0	0	0	0	0	0	0	0
15.7 All other A&H (b).....	0	0	0	0	0	0	0	0	0	0	0	0
15.8 Federal employees health benefits plan premium.....	0	0	0	0	0	0	0	0	0	0	0	0
16. Workers' compensation.....	0	0	0	0	0	0	0	0	0	0	0	0
17.1 Other liability-occurrence.....	0	0	0	0	0	0	0	0	0	0	0	0
17.2 Other liability-claims-made.....	0	0	0	0	0	0	0	0	0	0	0	0
17.3 Excess workers' compensation.....	0	0	0	0	0	0	0	0	0	0	0	0
18. Products liability.....	0	0	0	0	0	0	0	0	0	0	0	0
19.1 Private passenger auto no-fault (personal injury protection).....	112,980	103,175	7	47,035	86,896	82,621	60,991	(13)	(4,946)	12,394	5,880	2,327
19.2 Other private passenger auto liability.....	520,483	487,411	32	218,617	266,508	421,016	457,261	330	14,017	36,310	27,019	10,725
19.3 Commercial auto no-fault (personal injury protection).....	0	0	0	0	0	0	0	0	0	0	0	0
19.4 Other commercial auto liability.....	0	0	0	0	0	0	0	0	0	0	0	0
21.1 Private passenger auto physical damage.....	1,058,833	1,006,084	65	437,688	472,405	432,464	19,095	788	1,015	(25)	54,882	21,800
21.2 Commercial auto physical damage.....	0	0	0	0	0	0	0	0	0	0	0	0
22. Aircraft (all perils).....	0	0	0	0	0	0	0	0	0	0	0	0
23. Fidelity.....	0	0	0	0	0	0	0	0	0	0	0	0
24. Surety.....	0	0	0	0	0	0	0	0	0	0	0	0
26. Burglary and theft.....	0	0	0	0	0	0	0	0	0	0	0	0
27. Boiler and machinery.....	0	0	0	0	0	0	0	0	0	0	0	0
28. Credit.....	0	0	0	0	0	0	0	0	0	0	0	0
30. Warranty.....	0	0	0	0	0	0	0	0	0	0	0	0
34. Aggregate write-ins for other lines of business.....	0	0	0	0	0	0	0	0	0	0	0	0
35. TOTALS (a).....	1,692,296	1,596,670	104	703,340	825,809	936,101	537,347	1,105	10,086	48,679	87,781	34,852

**DETAILS OF WRITE-INS**

3401. MISCELLANEOUS.....	0	0	0	0	0	0	0	0	0	0	0	0
3402. ....	0	0	0	0	0	0	0	0	0	0	0	0
3403. ....	0	0	0	0	0	0	0	0	0	0	0	0
3498. Summary of remaining write-ins for Line 34 from overflow page.....	0	0	0	0	0	0	0	0	0	0	0	0
3499. TOTALS (Lines 3401 through 3403 plus 3498) (Line 34 above).....	0	0	0	0	0	0	0	0	0	0	0	0

(a) Finance and service charges not included in Lines 1 to 35 \$....1,764.

(b) For health business on indicated lines report: Number of persons insured under PPO managed care products.....0 and number of persons insured under indemnity only products.....0.

**EXHIBIT OF PREMIUMS AND LOSSES (Statutory Page 14)**



NAIC Group Code.....241 NAIC Company Code....34339

BUSINESS IN THE STATE OF NEBRASKA DURING THE YEAR

19.NE

Line of Business	Gross Premiums, Including Policy and Membership Fees, Less Return Premiums and Premiums on Policies not Taken		3 Dividends Paid or Credited to Policyholders on Direct Business	4 Direct Unearned Premium Reserves	5 Direct Losses Paid (deducting salvage)	6 Direct Losses Incurred	7 Direct Losses Unpaid	8 Direct Defense and Cost Containment Expense Paid	9 Direct Defense and Cost Containment Expense Incurred	10 Direct Defense and Cost Containment Expense Unpaid	11 Commissions and Brokerage Expenses	12 Taxes, Licenses and Fees
	1 Direct Premiums Written	2 Direct Premiums Earned										
1. Fire.....	0	0	0	0	0	0	0	0	0	0	0	0
2.1 Allied lines.....	0	0	0	0	0	0	0	0	0	0	0	0
2.2 Multiple peril crop.....	0	0	0	0	0	0	0	0	0	0	0	0
2.3 Federal flood.....	0	0	0	0	0	0	0	0	0	0	0	0
2.4 Private crop.....	0	0	0	0	0	0	0	0	0	0	0	0
2.5 Private flood.....	0	0	0	0	0	0	0	0	0	0	0	0
3. Farmowners multiple peril.....	0	0	0	0	0	0	0	0	0	0	0	0
4. Homeowners multiple peril.....	0	0	0	0	0	0	0	0	0	0	0	0
5.1 Commercial multiple peril (non-liability portion).....	0	0	0	0	0	0	0	0	0	0	0	0
5.2 Commercial multiple peril (liability portion).....	0	0	0	0	0	0	0	0	0	0	0	0
6. Mortgage guaranty.....	0	0	0	0	0	0	0	0	0	0	0	0
8. Ocean marine.....	0	0	0	0	0	0	0	0	0	0	0	0
9. Inland marine.....	0	0	0	0	0	0	0	0	0	0	0	0
10. Financial guaranty.....	0	0	0	0	0	0	0	0	0	0	0	0
11. Medical professional liability.....	0	0	0	0	0	0	0	0	0	0	0	0
12. Earthquake.....	0	0	0	0	0	0	0	0	0	0	0	0
13. Group accident and health (b).....	0	0	0	0	0	0	0	0	0	0	0	0
14. Credit A&H (group and individual).....	0	0	0	0	0	0	0	0	0	0	0	0
15.1 Collectively renewable A&H (b).....	0	0	0	0	0	0	0	0	0	0	0	0
15.2 Non-cancelable A&H (b).....	0	0	0	0	0	0	0	0	0	0	0	0
15.3 Guaranteed renewable A&H (b).....	0	0	0	0	0	0	0	0	0	0	0	0
15.4 Non-renewable for stated reasons only (b).....	0	0	0	0	0	0	0	0	0	0	0	0
15.5 Other accident only.....	0	0	0	0	0	0	0	0	0	0	0	0
15.6 Medicare Title XVIII exempt from state taxes or fees.....	0	0	0	0	0	0	0	0	0	0	0	0
15.7 All other A&H (b).....	0	0	0	0	0	0	0	0	0	0	0	0
15.8 Federal employees health benefits plan premium.....	0	0	0	0	0	0	0	0	0	0	0	0
16. Workers' compensation.....	0	0	0	0	0	0	0	0	0	0	0	0
17.1 Other liability-occurrence.....	0	0	0	0	0	0	0	0	0	0	0	0
17.2 Other liability-claims-made.....	0	0	0	0	0	0	0	0	0	0	0	0
17.3 Excess workers' compensation.....	0	0	0	0	0	0	0	0	0	0	0	0
18. Products liability.....	0	0	0	0	0	0	0	0	0	0	0	0
19.1 Private passenger auto no-fault (personal injury protection).....	0	0	0	0	0	0	0	0	0	0	0	0
19.2 Other private passenger auto liability.....	1,044,774	916,584	141	502,609	527,166	576,520	512,328	8,370	12,490	41,665	27,582	21,106
19.3 Commercial auto no-fault (personal injury protection).....	0	0	0	0	0	0	0	0	0	0	0	0
19.4 Other commercial auto liability.....	0	0	0	0	0	0	0	0	0	0	0	0
21.1 Private passenger auto physical damage.....	1,276,973	1,198,301	172	563,666	629,874	674,007	55,384	720	(90)	(586)	33,830	25,826
21.2 Commercial auto physical damage.....	0	0	0	0	0	0	0	0	0	0	0	0
22. Aircraft (all perils).....	0	0	0	0	0	0	0	0	0	0	0	0
23. Fidelity.....	0	0	0	0	0	0	0	0	0	0	0	0
24. Surety.....	0	0	0	0	0	0	0	0	0	0	0	0
26. Burglary and theft.....	0	0	0	0	0	0	0	0	0	0	0	0
27. Boiler and machinery.....	0	0	0	0	0	0	0	0	0	0	0	0
28. Credit.....	0	0	0	0	0	0	0	0	0	0	0	0
30. Warranty.....	0	0	0	0	0	0	0	0	0	0	0	0
34. Aggregate write-ins for other lines of business.....	0	0	0	0	0	0	0	0	0	0	0	0
35. TOTALS (a).....	2,321,747	2,114,885	313	1,066,275	1,157,040	1,250,527	567,712	9,090	12,400	41,079	61,412	46,932

**DETAILS OF WRITE-INS**

3401. MISCELLANEOUS.....	0	0	0	0	0	0	0	0	0	0	0	0
3402. ....	0	0	0	0	0	0	0	0	0	0	0	0
3403. ....	0	0	0	0	0	0	0	0	0	0	0	0
3498. Summary of remaining write-ins for Line 34 from overflow page.....	0	0	0	0	0	0	0	0	0	0	0	0
3499. TOTALS (Lines 3401 through 3403 plus 3498) (Line 34 above).....	0	0	0	0	0	0	0	0	0	0	0	0

(a) Finance and service charges not included in Lines 1 to 35 \$...2,034.

(b) For health business on indicated lines report: Number of persons insured under PPO managed care products.....0 and number of persons insured under indemnity only products.....0.



**EXHIBIT OF PREMIUMS AND LOSSES (Statutory Page 14)**



NAIC Group Code.....241 NAIC Company Code....34339

BUSINESS IN THE STATE OF NEW HAMPSHIRE DURING THE YEAR

19.NH

Line of Business	Gross Premiums, Including Policy and Membership Fees, Less Return Premiums and Premiums on Policies not Taken		3 Dividends Paid or Credited to Policyholders on Direct Business	4 Direct Unearned Premium Reserves	5 Direct Losses Paid (deducting salvage)	6 Direct Losses Incurred	7 Direct Losses Unpaid	8 Direct Defense and Cost Containment Expense Paid	9 Direct Defense and Cost Containment Expense Incurred	10 Direct Defense and Cost Containment Expense Unpaid	11 Commissions and Brokerage Expenses	12 Taxes, Licenses and Fees
	1 Direct Premiums Written	2 Direct Premiums Earned										
1. Fire.....	0	0	0	0	0	0	0	0	0	0	0	0
2.1 Allied lines.....	0	0	0	0	0	0	0	0	0	0	0	0
2.2 Multiple peril crop.....	0	0	0	0	0	0	0	0	0	0	0	0
2.3 Federal flood.....	0	0	0	0	0	0	0	0	0	0	0	0
2.4 Private crop.....	0	0	0	0	0	0	0	0	0	0	0	0
2.5 Private flood.....	0	0	0	0	0	0	0	0	0	0	0	0
3. Farmowners multiple peril.....	0	0	0	0	0	0	0	0	0	0	0	0
4. Homeowners multiple peril.....	5,145,988	5,093,076	29,636	2,726,464	2,701,161	3,860,851	2,080,971	35,786	62,600	65,207	194,227	112,233
5.1 Commercial multiple peril (non-liability portion).....	0	0	0	0	0	0	0	0	0	0	0	0
5.2 Commercial multiple peril (liability portion).....	0	0	0	0	0	0	0	0	0	0	0	0
6. Mortgage guaranty.....	0	0	0	0	0	0	0	0	0	0	0	0
8. Ocean marine.....	0	0	0	0	0	0	0	0	0	0	0	0
9. Inland marine.....	146,932	145,347	0	76,850	94,140	105,717	17,407	0	382	585	5,422	3,204
10. Financial guaranty.....	0	0	0	0	0	0	0	0	0	0	0	0
11. Medical professional liability.....	0	0	0	0	0	0	0	0	0	0	0	0
12. Earthquake.....	14,439	14,545	0	7,013	0	1,148	1,809	0	52	60	524	315
13. Group accident and health (b).....	0	0	0	0	0	0	0	0	0	0	0	0
14. Credit A&H (group and individual).....	0	0	0	0	0	0	0	0	0	0	0	0
15.1 Collectively renewable A&H (b).....	0	0	0	0	0	0	0	0	0	0	0	0
15.2 Non-cancelable A&H (b).....	0	0	0	0	0	0	0	0	0	0	0	0
15.3 Guaranteed renewable A&H (b).....	0	0	0	0	0	0	0	0	0	0	0	0
15.4 Non-renewable for stated reasons only (b).....	0	0	0	0	0	0	0	0	0	0	0	0
15.5 Other accident only.....	0	0	0	0	0	0	0	0	0	0	0	0
15.6 Medicare Title XVIII exempt from state taxes or fees.....	0	0	0	0	0	0	0	0	0	0	0	0
15.7 All other A&H (b).....	0	0	0	0	0	0	0	0	0	0	0	0
15.8 Federal employees health benefits plan premium.....	0	0	0	0	0	0	0	0	0	0	0	0
16. Workers' compensation.....	0	0	0	0	0	0	0	0	0	0	0	0
17.1 Other liability-occurrence.....	0	0	0	0	0	0	0	0	0	0	0	0
17.2 Other liability-claims-made.....	0	0	0	0	0	0	0	0	0	0	0	0
17.3 Excess workers' compensation.....	0	0	0	0	0	0	0	0	0	0	0	0
18. Products liability.....	0	0	0	0	0	0	0	0	0	0	0	0
19.1 Private passenger auto no-fault (personal injury protection).....	0	0	0	0	0	0	0	0	0	0	0	0
19.2 Other private passenger auto liability.....	7,446,193	7,174,274	28,544	2,674,214	3,953,016	3,983,540	4,233,128	96,554	108,757	330,772	289,696	162,411
19.3 Commercial auto no-fault (personal injury protection).....	0	0	0	0	0	0	0	0	0	0	0	0
19.4 Other commercial auto liability.....	0	0	0	0	0	0	0	0	0	0	0	0
21.1 Private passenger auto physical damage.....	7,245,221	6,962,516	27,774	2,586,730	3,561,590	3,655,749	30,004	11,450	11,945	4,090	282,113	158,004
21.2 Commercial auto physical damage.....	0	0	0	0	0	0	0	0	0	0	0	0
22. Aircraft (all perils).....	0	0	0	0	0	0	0	0	0	0	0	0
23. Fidelity.....	0	0	0	0	0	0	0	0	0	0	0	0
24. Surety.....	0	0	0	0	0	0	0	0	0	0	0	0
26. Burglary and theft.....	0	0	0	0	0	0	0	0	0	0	0	0
27. Boiler and machinery.....	0	0	0	0	0	0	0	0	0	0	0	0
28. Credit.....	0	0	0	0	0	0	0	0	0	0	0	0
30. Warranty.....	0	0	0	0	0	0	0	0	0	0	0	0
34. Aggregate write-ins for other lines of business.....	0	0	0	0	0	0	0	0	0	0	0	0
35. TOTALS (a).....	19,998,773	19,389,758	85,954	8,071,271	10,309,907	11,607,005	6,363,319	143,790	183,736	400,714	771,982	436,167

**DETAILS OF WRITE-INS**

3401. MISCELLANEOUS.....	0	0	0	0	0	0	0	0	0	0	0	0
3402. ....	0	0	0	0	0	0	0	0	0	0	0	0
3403. ....	0	0	0	0	0	0	0	0	0	0	0	0
3498. Summary of remaining write-ins for Line 34 from overflow page.....	0	0	0	0	0	0	0	0	0	0	0	0
3499. TOTALS (Lines 3401 through 3403 plus 3498) (Line 34 above).....	0	0	0	0	0	0	0	0	0	0	0	0

(a) Finance and service charges not included in Lines 1 to 35 \$...31,137.

(b) For health business on indicated lines report: Number of persons insured under PPO managed care products.....0 and number of persons insured under indemnity only products.....0.

**EXHIBIT OF PREMIUMS AND LOSSES (Statutory Page 14)**



NAIC Group Code.....241 NAIC Company Code....34339

BUSINESS IN THE STATE OF NEW JERSEY DURING THE YEAR

19.NJ

Line of Business	Gross Premiums, Including Policy and Membership Fees, Less Return Premiums and Premiums on Policies not Taken		3 Dividends Paid or Credited to Policyholders on Direct Business	4 Direct Unearned Premium Reserves	5 Direct Losses Paid (deducting salvage)	6 Direct Losses Incurred	7 Direct Losses Unpaid	8 Direct Defense and Cost Containment Expense Paid	9 Direct Defense and Cost Containment Expense Incurred	10 Direct Defense and Cost Containment Expense Unpaid	11 Commissions and Brokerage Expenses	12 Taxes, Licenses and Fees
	1 Direct Premiums Written	2 Direct Premiums Earned										
1. Fire.....	0	0	0	0	0	0	0	0	0	0	0	0
2.1 Allied lines.....	0	0	0	0	0	0	0	0	0	0	0	0
2.2 Multiple peril crop.....	0	0	0	0	0	0	0	0	0	0	0	0
2.3 Federal flood.....	0	0	0	0	0	0	0	0	0	0	0	0
2.4 Private crop.....	0	0	0	0	0	0	0	0	0	0	0	0
2.5 Private flood.....	0	0	0	0	0	0	0	0	0	0	0	0
3. Farmowners multiple peril.....	0	0	0	0	0	0	0	0	0	0	0	0
4. Homeowners multiple peril.....	21,369,437	21,067,140	6,131	11,245,422	10,418,358	10,879,013	3,931,326	105,182	74,573	130,910	777,752	428,468
5.1 Commercial multiple peril (non-liability portion).....	0	0	0	0	0	0	0	0	0	0	0	0
5.2 Commercial multiple peril (liability portion).....	0	0	0	0	0	0	0	0	0	0	0	0
6. Mortgage guaranty.....	0	0	0	0	0	0	0	0	0	0	0	0
8. Ocean marine.....	0	0	0	0	0	0	0	0	0	0	0	0
9. Inland marine.....	717,709	726,240	0	367,642	187,337	174,067	77,880	2,832	2,451	2,400	26,049	14,383
10. Financial guaranty.....	0	0	0	0	0	0	0	0	0	0	0	0
11. Medical professional liability.....	0	0	0	0	0	0	0	0	0	0	0	0
12. Earthquake.....	18,830	19,065	0	10,177	0	5	1,628	0	26	53	694	378
13. Group accident and health (b).....	0	0	0	0	0	0	0	0	0	0	0	0
14. Credit A&H (group and individual).....	0	0	0	0	0	0	0	0	0	0	0	0
15.1 Collectively renewable A&H (b).....	0	0	0	0	0	0	0	0	0	0	0	0
15.2 Non-cancelable A&H (b).....	0	0	0	0	0	0	0	0	0	0	0	0
15.3 Guaranteed renewable A&H (b).....	0	0	0	0	0	0	0	0	0	0	0	0
15.4 Non-renewable for stated reasons only (b).....	0	0	0	0	0	0	0	0	0	0	0	0
15.5 Other accident only.....	0	0	0	0	0	0	0	0	0	0	0	0
15.6 Medicare Title XVIII exempt from state taxes or fees.....	0	0	0	0	0	0	0	0	0	0	0	0
15.7 All other A&H (b).....	0	0	0	0	0	0	0	0	0	0	0	0
15.8 Federal employees health benefits plan premium.....	0	0	0	0	0	0	0	0	0	0	0	0
16. Workers' compensation.....	0	0	0	0	0	0	0	0	0	0	0	0
17.1 Other liability-occurrence.....	2,729,077	2,568,294	260	1,382,316	50,000	2,789,399	4,672,292	0	18,742	30,601	357,944	54,718
17.2 Other liability-claims-made.....	0	0	0	0	0	0	0	0	0	0	0	0
17.3 Excess workers' compensation.....	0	0	0	0	0	0	0	0	0	0	0	0
18. Products liability.....	0	0	0	0	0	0	0	0	0	0	0	0
19.1 Private passenger auto no-fault (personal injury protection).....	2,135,311	2,208,030	422	504,927	1,207,657	913,529	1,787,907	310,926	121,440	363,330	92,303	42,779
19.2 Other private passenger auto liability.....	4,276,755	4,426,028	845	1,006,903	1,868,730	2,256,066	5,315,155	387,437	418,929	444,319	182,365	85,757
19.3 Commercial auto no-fault (personal injury protection).....	0	0	0	0	0	0	0	0	0	0	0	0
19.4 Other commercial auto liability.....	0	0	0	0	0	0	0	0	0	0	0	0
21.1 Private passenger auto physical damage.....	3,212,282	3,354,184	635	760,716	1,495,598	1,571,952	14,187	5,746	4,501	2,215	137,025	64,435
21.2 Commercial auto physical damage.....	0	0	0	0	0	0	0	0	0	0	0	0
22. Aircraft (all perils).....	0	0	0	0	0	0	0	0	0	0	0	0
23. Fidelity.....	0	0	0	0	0	0	0	0	0	0	0	0
24. Surety.....	0	0	0	0	0	0	0	0	0	0	0	0
26. Burglary and theft.....	0	0	0	0	0	0	0	0	0	0	0	0
27. Boiler and machinery.....	0	0	0	0	0	0	0	0	0	0	0	0
28. Credit.....	0	0	0	0	0	0	0	0	0	0	0	0
30. Warranty.....	0	0	0	0	0	0	0	0	0	0	0	0
34. Aggregate write-ins for other lines of business.....	0	0	0	0	0	0	0	0	0	0	0	0
35. TOTALS (a).....	34,459,401	34,368,981	8,293	15,278,103	15,227,680	18,584,031	15,800,375	812,123	640,662	973,828	1,574,132	690,918

**DETAILS OF WRITE-INS**

3401. MISCELLANEOUS.....	0	0	0	0	0	0	0	0	0	0	0	0
3402. ....	0	0	0	0	0	0	0	0	0	0	0	0
3403. ....	0	0	0	0	0	0	0	0	0	0	0	0
3498. Summary of remaining write-ins for Line 34 from overflow page.....	0	0	0	0	0	0	0	0	0	0	0	0
3499. TOTALS (Lines 3401 through 3403 plus 3498) (Line 34 above).....	0	0	0	0	0	0	0	0	0	0	0	0

(a) Finance and service charges not included in Lines 1 to 35 \$....42,091.

(b) For health business on indicated lines report: Number of persons insured under PPO managed care products.....0 and number of persons insured under indemnity only products.....0.

**EXHIBIT OF PREMIUMS AND LOSSES (Statutory Page 14)**



NAIC Group Code.....241 NAIC Company Code....34339

BUSINESS IN THE STATE OF NEW MEXICO DURING THE YEAR

19.NM

Line of Business	Gross Premiums, Including Policy and Membership Fees, Less Return Premiums and Premiums on Policies not Taken		3 Dividends Paid or Credited to Policyholders on Direct Business	4 Direct Unearned Premium Reserves	5 Direct Losses Paid (deducting salvage)	6 Direct Losses Incurred	7 Direct Losses Unpaid	8 Direct Defense and Cost Containment Expense Paid	9 Direct Defense and Cost Containment Expense Incurred	10 Direct Defense and Cost Containment Expense Unpaid	11 Commissions and Brokerage Expenses	12 Taxes, Licenses and Fees
	1 Direct Premiums Written	2 Direct Premiums Earned										
1. Fire.....	0	0	0	0	0	0	0	0	0	0	0	0
2.1 Allied lines.....	0	0	0	0	0	0	0	0	0	0	0	0
2.2 Multiple peril crop.....	0	0	0	0	0	0	0	0	0	0	0	0
2.3 Federal flood.....	0	0	0	0	0	0	0	0	0	0	0	0
2.4 Private crop.....	0	0	0	0	0	0	0	0	0	0	0	0
2.5 Private flood.....	0	0	0	0	0	0	0	0	0	0	0	0
3. Farmowners multiple peril.....	0	0	0	0	0	0	0	0	0	0	0	0
4. Homeowners multiple peril.....	0	0	0	0	0	0	0	0	0	0	0	0
5.1 Commercial multiple peril (non-liability portion).....	0	0	0	0	0	0	0	0	0	0	0	0
5.2 Commercial multiple peril (liability portion).....	0	0	0	0	0	0	0	0	0	0	0	0
6. Mortgage guaranty.....	0	0	0	0	0	0	0	0	0	0	0	0
8. Ocean marine.....	0	0	0	0	0	0	0	0	0	0	0	0
9. Inland marine.....	0	0	0	0	0	0	0	0	0	0	0	0
10. Financial guaranty.....	0	0	0	0	0	0	0	0	0	0	0	0
11. Medical professional liability.....	0	0	0	0	0	0	0	0	0	0	0	0
12. Earthquake.....	0	0	0	0	0	0	0	0	0	0	0	0
13. Group accident and health (b).....	0	0	0	0	0	0	0	0	0	0	0	0
14. Credit A&H (group and individual).....	0	0	0	0	0	0	0	0	0	0	0	0
15.1 Collectively renewable A&H (b).....	0	0	0	0	0	0	0	0	0	0	0	0
15.2 Non-cancelable A&H (b).....	0	0	0	0	0	0	0	0	0	0	0	0
15.3 Guaranteed renewable A&H (b).....	0	0	0	0	0	0	0	0	0	0	0	0
15.4 Non-renewable for stated reasons only (b).....	0	0	0	0	0	0	0	0	0	0	0	0
15.5 Other accident only.....	0	0	0	0	0	0	0	0	0	0	0	0
15.6 Medicare Title XVIII exempt from state taxes or fees.....	0	0	0	0	0	0	0	0	0	0	0	0
15.7 All other A&H (b).....	0	0	0	0	0	0	0	0	0	0	0	0
15.8 Federal employees health benefits plan premium.....	0	0	0	0	0	0	0	0	0	0	0	0
16. Workers' compensation.....	0	0	0	0	0	0	0	0	0	0	0	0
17.1 Other liability-occurrence.....	0	0	0	0	0	0	0	0	0	0	0	0
17.2 Other liability-claims-made.....	0	0	0	0	0	0	0	0	0	0	0	0
17.3 Excess workers' compensation.....	0	0	0	0	0	0	0	0	0	0	0	0
18. Products liability.....	0	0	0	0	0	0	0	0	0	0	0	0
19.1 Private passenger auto no-fault (personal injury protection).....	0	0	0	0	0	0	0	0	0	0	0	0
19.2 Other private passenger auto liability.....	0	0	0	0	0	0	0	0	0	0	0	0
19.3 Commercial auto no-fault (personal injury protection).....	0	0	0	0	0	0	0	0	0	0	0	0
19.4 Other commercial auto liability.....	0	0	0	0	0	0	0	0	0	0	0	0
21.1 Private passenger auto physical damage.....	0	0	0	0	0	0	0	0	0	0	0	0
21.2 Commercial auto physical damage.....	0	0	0	0	0	0	0	0	0	0	0	0
22. Aircraft (all perils).....	0	0	0	0	0	0	0	0	0	0	0	0
23. Fidelity.....	0	0	0	0	0	0	0	0	0	0	0	0
24. Surety.....	0	0	0	0	0	0	0	0	0	0	0	0
26. Burglary and theft.....	0	0	0	0	0	0	0	0	0	0	0	0
27. Boiler and machinery.....	0	0	0	0	0	0	0	0	0	0	0	0
28. Credit.....	0	0	0	0	0	0	0	0	0	0	0	0
30. Warranty.....	0	0	0	0	0	0	0	0	0	0	0	0
34. Aggregate write-ins for other lines of business.....	0	0	0	0	0	0	0	0	0	0	0	0
35. TOTALS (a).....	0	0	0	0	0	0	0	0	0	0	0	0

**DETAILS OF WRITE-INS**

3401. MISCELLANEOUS.....	0	0	0	0	0	0	0	0	0	0	0	0
3402. ....	0	0	0	0	0	0	0	0	0	0	0	0
3403. ....	0	0	0	0	0	0	0	0	0	0	0	0
3498. Summary of remaining write-ins for Line 34 from overflow page.....	0	0	0	0	0	0	0	0	0	0	0	0
3499. TOTALS (Lines 3401 through 3403 plus 3498) (Line 34 above).....	0	0	0	0	0	0	0	0	0	0	0	0

(a) Finance and service charges not included in Lines 1 to 35 \$.....0.

(b) For health business on indicated lines report: Number of persons insured under PPO managed care products.....0 and number of persons insured under indemnity only products.....0.

**EXHIBIT OF PREMIUMS AND LOSSES (Statutory Page 14)**



NAIC Group Code.....241 NAIC Company Code....34339

BUSINESS IN THE STATE OF NEVADA DURING THE YEAR

Line of Business	Gross Premiums, Including Policy and Membership Fees, Less Return Premiums and Premiums on Policies not Taken		3 Dividends Paid or Credited to Policyholders on Direct Business	4 Direct Unearned Premium Reserves	5 Direct Losses Paid (deducting salvage)	6 Direct Losses Incurred	7 Direct Losses Unpaid	8 Direct Defense and Cost Containment Expense Paid	9 Direct Defense and Cost Containment Expense Incurred	10 Direct Defense and Cost Containment Expense Unpaid	11 Commissions and Brokerage Expenses	12 Taxes, Licenses and Fees
	1 Direct Premiums Written	2 Direct Premiums Earned										
1. Fire.....	0	0	0	0	0	0	0	0	0	0	0	0
2.1 Allied lines.....	0	0	0	0	0	0	0	0	0	0	0	0
2.2 Multiple peril crop.....	0	0	0	0	0	0	0	0	0	0	0	0
2.3 Federal flood.....	0	0	0	0	0	0	0	0	0	0	0	0
2.4 Private crop.....	0	0	0	0	0	0	0	0	0	0	0	0
2.5 Private flood.....	0	0	0	0	0	0	0	0	0	0	0	0
3. Farmowners multiple peril.....	0	0	0	0	0	0	0	0	0	0	0	0
4. Homeowners multiple peril.....	0	0	0	0	0	0	0	0	0	0	0	0
5.1 Commercial multiple peril (non-liability portion).....	0	0	0	0	0	0	0	0	0	0	0	0
5.2 Commercial multiple peril (liability portion).....	0	0	0	0	0	0	0	0	0	0	0	0
6. Mortgage guaranty.....	0	0	0	0	0	0	0	0	0	0	0	0
8. Ocean marine.....	0	0	0	0	0	0	0	0	0	0	0	0
9. Inland marine.....	0	0	0	0	0	0	0	0	0	0	0	0
10. Financial guaranty.....	0	0	0	0	0	0	0	0	0	0	0	0
11. Medical professional liability.....	0	0	0	0	0	0	0	0	0	0	0	0
12. Earthquake.....	0	0	0	0	0	0	0	0	0	0	0	0
13. Group accident and health (b).....	0	0	0	0	0	0	0	0	0	0	0	0
14. Credit A&H (group and individual).....	0	0	0	0	0	0	0	0	0	0	0	0
15.1 Collectively renewable A&H (b).....	0	0	0	0	0	0	0	0	0	0	0	0
15.2 Non-cancelable A&H (b).....	0	0	0	0	0	0	0	0	0	0	0	0
15.3 Guaranteed renewable A&H (b).....	0	0	0	0	0	0	0	0	0	0	0	0
15.4 Non-renewable for stated reasons only (b).....	0	0	0	0	0	0	0	0	0	0	0	0
15.5 Other accident only.....	0	0	0	0	0	0	0	0	0	0	0	0
15.6 Medicare Title XVIII exempt from state taxes or fees.....	0	0	0	0	0	0	0	0	0	0	0	0
15.7 All other A&H (b).....	0	0	0	0	0	0	0	0	0	0	0	0
15.8 Federal employees health benefits plan premium.....	0	0	0	0	0	0	0	0	0	0	0	0
16. Workers' compensation.....	0	0	0	0	0	0	0	0	0	0	0	0
17.1 Other liability-occurrence.....	0	0	0	0	0	0	0	0	0	0	0	0
17.2 Other liability-claims-made.....	0	0	0	0	0	0	0	0	0	0	0	0
17.3 Excess workers' compensation.....	0	0	0	0	0	0	0	0	0	0	0	0
18. Products liability.....	0	0	0	0	0	0	0	0	0	0	0	0
19.1 Private passenger auto no-fault (personal injury protection).....	0	0	0	0	0	0	0	0	0	0	0	0
19.2 Other private passenger auto liability.....	10,244,460	9,414,619	875	4,358,203	6,953,713	6,829,175	6,823,196	398,999	377,518	568,098	419,413	363,541
19.3 Commercial auto no-fault (personal injury protection).....	0	0	0	0	0	0	0	0	0	0	0	0
19.4 Other commercial auto liability.....	0	0	0	0	0	0	0	0	0	0	0	0
21.1 Private passenger auto physical damage.....	4,340,071	3,983,069	371	1,871,552	2,806,361	2,859,014	126,169	8,301	6,577	(1,714)	178,116	153,935
21.2 Commercial auto physical damage.....	0	0	0	0	0	0	0	0	0	0	0	0
22. Aircraft (all perils).....	0	0	0	0	0	0	0	0	0	0	0	0
23. Fidelity.....	0	0	0	0	0	0	0	0	0	0	0	0
24. Surety.....	0	0	0	0	0	0	0	0	0	0	0	0
26. Burglary and theft.....	0	0	0	0	0	0	0	0	0	0	0	0
27. Boiler and machinery.....	0	0	0	0	0	0	0	0	0	0	0	0
28. Credit.....	0	0	0	0	0	0	0	0	0	0	0	0
30. Warranty.....	0	0	0	0	0	0	0	0	0	0	0	0
34. Aggregate write-ins for other lines of business.....	0	0	0	0	0	0	0	0	0	0	0	0
35. TOTALS (a).....	14,584,531	13,397,688	1,246	6,229,755	9,760,074	9,688,189	6,949,365	407,300	384,095	566,384	597,529	517,476

**DETAILS OF WRITE-INS**

3401. MISCELLANEOUS.....	0	0	0	0	0	0	0	0	0	0	0	0
3402. ....	0	0	0	0	0	0	0	0	0	0	0	0
3403. ....	0	0	0	0	0	0	0	0	0	0	0	0
3498. Summary of remaining write-ins for Line 34 from overflow page.....	0	0	0	0	0	0	0	0	0	0	0	0
3499. TOTALS (Lines 3401 through 3403 plus 3498) (Line 34 above).....	0	0	0	0	0	0	0	0	0	0	0	0

(a) Finance and service charges not included in Lines 1 to 35 \$...8,582.

(b) For health business on indicated lines report: Number of persons insured under PPO managed care products.....0 and number of persons insured under indemnity only products.....0.

19.NV

**EXHIBIT OF PREMIUMS AND LOSSES (Statutory Page 14)**



NAIC Group Code.....241 NAIC Company Code....34339

BUSINESS IN THE STATE OF NEW YORK DURING THE YEAR

19.NY

Line of Business	Gross Premiums, Including Policy and Membership Fees, Less Return Premiums and Premiums on Policies not Taken		3 Dividends Paid or Credited to Policyholders on Direct Business	4 Direct Unearned Premium Reserves	5 Direct Losses Paid (deducting salvage)	6 Direct Losses Incurred	7 Direct Losses Unpaid	8 Direct Defense and Cost Containment Expense Paid	9 Direct Defense and Cost Containment Expense Incurred	10 Direct Defense and Cost Containment Expense Unpaid	11 Commissions and Brokerage Expenses	12 Taxes, Licenses and Fees
	1 Direct Premiums Written	2 Direct Premiums Earned										
1. Fire.....	0	0	0	0	0	0	0	0	0	0	0	0
2.1 Allied lines.....	0	0	0	0	0	0	0	0	0	0	0	0
2.2 Multiple peril crop.....	0	0	0	0	0	0	0	0	0	0	0	0
2.3 Federal flood.....	0	0	0	0	0	0	0	0	0	0	0	0
2.4 Private crop.....	0	0	0	0	0	0	0	0	0	0	0	0
2.5 Private flood.....	0	0	0	0	0	0	0	0	0	0	0	0
3. Farmowners multiple peril.....	0	0	0	0	0	0	0	0	0	0	0	0
4. Homeowners multiple peril.....	0	0	0	0	0	0	0	0	0	0	0	0
5.1 Commercial multiple peril (non-liability portion).....	0	0	0	0	0	0	0	0	0	0	0	0
5.2 Commercial multiple peril (liability portion).....	0	0	0	0	0	0	0	0	0	0	0	0
6. Mortgage guaranty.....	0	0	0	0	0	0	0	0	0	0	0	0
8. Ocean marine.....	0	0	0	0	0	0	0	0	0	0	0	0
9. Inland marine.....	0	0	0	0	0	0	0	0	0	0	0	0
10. Financial guaranty.....	0	0	0	0	0	0	0	0	0	0	0	0
11. Medical professional liability.....	0	0	0	0	0	0	0	0	0	0	0	0
12. Earthquake.....	0	0	0	0	0	0	0	0	0	0	0	0
13. Group accident and health (b).....	0	0	0	0	0	0	0	0	0	0	0	0
14. Credit A&H (group and individual).....	0	0	0	0	0	0	0	0	0	0	0	0
15.1 Collectively renewable A&H (b).....	0	0	0	0	0	0	0	0	0	0	0	0
15.2 Non-cancelable A&H (b).....	0	0	0	0	0	0	0	0	0	0	0	0
15.3 Guaranteed renewable A&H (b).....	0	0	0	0	0	0	0	0	0	0	0	0
15.4 Non-renewable for stated reasons only (b).....	0	0	0	0	0	0	0	0	0	0	0	0
15.5 Other accident only.....	0	0	0	0	0	0	0	0	0	0	0	0
15.6 Medicare Title XVIII exempt from state taxes or fees.....	0	0	0	0	0	0	0	0	0	0	0	0
15.7 All other A&H (b).....	0	0	0	0	0	0	0	0	0	0	0	0
15.8 Federal employees health benefits plan premium.....	0	0	0	0	0	0	0	0	0	0	0	0
16. Workers' compensation.....	0	0	0	0	0	0	0	0	0	0	0	0
17.1 Other liability-occurrence.....	0	0	0	0	0	0	0	0	0	0	0	0
17.2 Other liability-claims-made.....	0	0	0	0	0	0	0	0	0	0	0	0
17.3 Excess workers' compensation.....	0	0	0	0	0	0	0	0	0	0	0	0
18. Products liability.....	0	0	0	0	0	0	0	0	0	0	0	0
19.1 Private passenger auto no-fault (personal injury protection).....	14,852,981	14,705,850	0	6,390,831	7,509,313	7,123,041	7,332,002	575,786	16,422	1,489,976	422,414	338,979
19.2 Other private passenger auto liability.....	41,295,451	40,789,121	0	18,089,917	20,921,927	19,767,536	37,613,705	868,975	825,450	3,089,794	1,178,999	942,386
19.3 Commercial auto no-fault (personal injury protection).....	0	0	0	0	0	0	0	0	0	0	0	0
19.4 Other commercial auto liability.....	0	0	0	0	0	0	0	0	0	0	0	0
21.1 Private passenger auto physical damage.....	40,394,876	39,734,430	0	17,529,426	20,402,050	21,425,389	84,448	68,926	65,827	30,055	1,172,870	921,969
21.2 Commercial auto physical damage.....	0	0	0	0	0	0	0	0	0	0	0	0
22. Aircraft (all perils).....	0	0	0	0	0	0	0	0	0	0	0	0
23. Fidelity.....	0	0	0	0	0	0	0	0	0	0	0	0
24. Surety.....	0	0	0	0	0	0	0	0	0	0	0	0
26. Burglary and theft.....	0	0	0	0	0	0	0	0	0	0	0	0
27. Boiler and machinery.....	0	0	0	0	0	0	0	0	0	0	0	0
28. Credit.....	0	0	0	0	0	0	0	0	0	0	0	0
30. Warranty.....	0	0	0	0	0	0	0	0	0	0	0	0
34. Aggregate write-ins for other lines of business.....	0	0	0	0	0	0	0	0	0	0	0	0
35. TOTALS (a).....	96,543,308	95,229,401	0	42,010,174	48,833,290	48,315,966	45,030,155	1,513,687	907,699	4,609,825	2,774,283	2,203,334

**DETAILS OF WRITE-INS**

3401. MISCELLANEOUS.....	0	0	0	0	0	0	0	0	0	0	0	0
3402. ....	0	0	0	0	0	0	0	0	0	0	0	0
3403. ....	0	0	0	0	0	0	0	0	0	0	0	0
3498. Summary of remaining write-ins for Line 34 from overflow page.....	0	0	0	0	0	0	0	0	0	0	0	0
3499. TOTALS (Lines 3401 through 3403 plus 3498) (Line 34 above).....	0	0	0	0	0	0	0	0	0	0	0	0

(a) Finance and service charges not included in Lines 1 to 35 \$ ... 258,643.

(b) For health business on indicated lines report: Number of persons insured under PPO managed care products.....0 and number of persons insured under indemnity only products.....0.

**EXHIBIT OF PREMIUMS AND LOSSES (Statutory Page 14)**



NAIC Group Code.....241 NAIC Company Code....34339

BUSINESS IN THE STATE OF OHIO DURING THE YEAR

19.OH

Line of Business	Gross Premiums, Including Policy and Membership Fees, Less Return Premiums and Premiums on Policies not Taken		3 Dividends Paid or Credited to Policyholders on Direct Business	4 Direct Unearned Premium Reserves	5 Direct Losses Paid (deducting salvage)	6 Direct Losses Incurred	7 Direct Losses Unpaid	8 Direct Defense and Cost Containment Expense Paid	9 Direct Defense and Cost Containment Expense Incurred	10 Direct Defense and Cost Containment Expense Unpaid	11 Commissions and Brokerage Expenses	12 Taxes, Licenses and Fees
	1 Direct Premiums Written	2 Direct Premiums Earned										
1. Fire.....	0	0	0	0	0	0	0	0	0	0	0	0
2.1 Allied lines.....	0	0	0	0	0	0	0	0	0	0	0	0
2.2 Multiple peril crop.....	0	0	0	0	0	0	0	0	0	0	0	0
2.3 Federal flood.....	0	0	0	0	0	0	0	0	0	0	0	0
2.4 Private crop.....	0	0	0	0	0	0	0	0	0	0	0	0
2.5 Private flood.....	0	0	0	0	0	0	0	0	0	0	0	0
3. Farmowners multiple peril.....	0	0	0	0	0	0	0	0	0	0	0	0
4. Homeowners multiple peril.....	9,644,830	9,645,999	2,226	5,099,239	3,760,438	3,545,976	833,342	62,817	46,829	29,932	359,325	214,840
5.1 Commercial multiple peril (non-liability portion).....	0	0	0	0	0	0	0	0	0	0	0	0
5.2 Commercial multiple peril (liability portion).....	0	0	0	0	0	0	0	0	0	0	0	0
6. Mortgage guaranty.....	0	0	0	0	0	0	0	0	0	0	0	0
8. Ocean marine.....	0	0	0	0	0	0	0	0	0	0	0	0
9. Inland marine.....	243,349	244,758	0	125,635	83,630	87,992	13,717	0	127	467	8,957	5,417
10. Financial guaranty.....	0	0	0	0	0	0	0	0	0	0	0	0
11. Medical professional liability.....	0	0	0	0	0	0	0	0	0	0	0	0
12. Earthquake.....	17,321	17,577	0	8,874	0	222	1,105	0	23	36	666	386
13. Group accident and health (b).....	0	0	0	0	0	0	0	0	0	0	0	0
14. Credit A&H (group and individual).....	0	0	0	0	0	0	0	0	0	0	0	0
15.1 Collectively renewable A&H (b).....	0	0	0	0	0	0	0	0	0	0	0	0
15.2 Non-cancelable A&H (b).....	0	0	0	0	0	0	0	0	0	0	0	0
15.3 Guaranteed renewable A&H (b).....	0	0	0	0	0	0	0	0	0	0	0	0
15.4 Non-renewable for stated reasons only (b).....	0	0	0	0	0	0	0	0	0	0	0	0
15.5 Other accident only.....	0	0	0	0	0	0	0	0	0	0	0	0
15.6 Medicare Title XVIII exempt from state taxes or fees.....	0	0	0	0	0	0	0	0	0	0	0	0
15.7 All other A&H (b).....	0	0	0	0	0	0	0	0	0	0	0	0
15.8 Federal employees health benefits plan premium.....	0	0	0	0	0	0	0	0	0	0	0	0
16. Workers' compensation.....	0	0	0	0	0	0	0	0	0	0	0	0
17.1 Other liability-occurrence.....	0	0	0	0	0	0	0	0	0	0	0	0
17.2 Other liability-claims-made.....	0	0	0	0	0	0	0	0	0	0	0	0
17.3 Excess workers' compensation.....	0	0	0	0	0	0	0	0	0	0	0	0
18. Products liability.....	0	0	0	0	0	0	0	0	0	0	0	0
19.1 Private passenger auto no-fault (personal injury protection).....	0	0	0	0	0	0	0	0	0	0	0	0
19.2 Other private passenger auto liability.....	14,460,544	13,673,125	1,863	6,672,535	8,024,555	8,498,413	7,164,352	193,110	212,969	552,108	478,768	286,975
19.3 Commercial auto no-fault (personal injury protection).....	0	0	0	0	0	0	0	0	0	0	0	0
19.4 Other commercial auto liability.....	0	0	0	0	0	0	0	0	0	0	0	0
21.1 Private passenger auto physical damage.....	14,110,157	13,418,596	1,818	6,353,235	6,746,877	6,970,749	348,912	25,763	23,087	860	469,984	280,117
21.2 Commercial auto physical damage.....	0	0	0	0	0	0	0	0	0	0	0	0
22. Aircraft (all perils).....	0	0	0	0	0	0	0	0	0	0	0	0
23. Fidelity.....	0	0	0	0	0	0	0	0	0	0	0	0
24. Surety.....	0	0	0	0	0	0	0	0	0	0	0	0
26. Burglary and theft.....	0	0	0	0	0	0	0	0	0	0	0	0
27. Boiler and machinery.....	0	0	0	0	0	0	0	0	0	0	0	0
28. Credit.....	0	0	0	0	0	0	0	0	0	0	0	0
30. Warranty.....	0	0	0	0	0	0	0	0	0	0	0	0
34. Aggregate write-ins for other lines of business.....	0	0	0	0	0	0	0	0	0	0	0	0
35. TOTALS (a).....	38,476,201	37,000,055	5,907	18,259,518	18,615,500	19,103,352	8,361,428	281,690	283,035	583,403	1,317,700	787,735

**DETAILS OF WRITE-INS**

3401. MISCELLANEOUS.....	0	0	0	0	0	0	0	0	0	0	0	0
3402. ....	0	0	0	0	0	0	0	0	0	0	0	0
3403. ....	0	0	0	0	0	0	0	0	0	0	0	0
3498. Summary of remaining write-ins for Line 34 from overflow page.....	0	0	0	0	0	0	0	0	0	0	0	0
3499. TOTALS (Lines 3401 through 3403 plus 3498) (Line 34 above).....	0	0	0	0	0	0	0	0	0	0	0	0

(a) Finance and service charges not included in Lines 1 to 35 \$...50,113.

(b) For health business on indicated lines report: Number of persons insured under PPO managed care products.....0 and number of persons insured under indemnity only products.....0.

**EXHIBIT OF PREMIUMS AND LOSSES (Statutory Page 14)**



NAIC Group Code.....241 NAIC Company Code....34339

BUSINESS IN THE STATE OF OKLAHOMA DURING THE YEAR

19.0K

Line of Business	Gross Premiums, Including Policy and Membership Fees, Less Return Premiums and Premiums on Policies not Taken		3 Dividends Paid or Credited to Policyholders on Direct Business	4 Direct Unearned Premium Reserves	5 Direct Losses Paid (deducting salvage)	6 Direct Losses Incurred	7 Direct Losses Unpaid	8 Direct Defense and Cost Containment Expense Paid	9 Direct Defense and Cost Containment Expense Incurred	10 Direct Defense and Cost Containment Expense Unpaid	11 Commissions and Brokerage Expenses	12 Taxes, Licenses and Fees
	1 Direct Premiums Written	2 Direct Premiums Earned										
1. Fire.....	0	0	0	0	0	0	0	0	0	0	0	0
2.1 Allied lines.....	0	0	0	0	0	0	0	0	0	0	0	0
2.2 Multiple peril crop.....	0	0	0	0	0	0	0	0	0	0	0	0
2.3 Federal flood.....	0	0	0	0	0	0	0	0	0	0	0	0
2.4 Private crop.....	0	0	0	0	0	0	0	0	0	0	0	0
2.5 Private flood.....	0	0	0	0	0	0	0	0	0	0	0	0
3. Farmowners multiple peril.....	0	0	0	0	0	0	0	0	0	0	0	0
4. Homeowners multiple peril.....	0	0	0	0	0	0	0	0	0	0	0	0
5.1 Commercial multiple peril (non-liability portion).....	0	0	0	0	0	0	0	0	0	0	0	0
5.2 Commercial multiple peril (liability portion).....	0	0	0	0	0	0	0	0	0	0	0	0
6. Mortgage guaranty.....	0	0	0	0	0	0	0	0	0	0	0	0
8. Ocean marine.....	0	0	0	0	0	0	0	0	0	0	0	0
9. Inland marine.....	0	0	0	0	0	0	0	0	0	0	0	0
10. Financial guaranty.....	0	0	0	0	0	0	0	0	0	0	0	0
11. Medical professional liability.....	0	0	0	0	0	0	0	0	0	0	0	0
12. Earthquake.....	0	0	0	0	0	0	0	0	0	0	0	0
13. Group accident and health (b).....	0	0	0	0	0	0	0	0	0	0	0	0
14. Credit A&H (group and individual).....	0	0	0	0	0	0	0	0	0	0	0	0
15.1 Collectively renewable A&H (b).....	0	0	0	0	0	0	0	0	0	0	0	0
15.2 Non-cancelable A&H (b).....	0	0	0	0	0	0	0	0	0	0	0	0
15.3 Guaranteed renewable A&H (b).....	0	0	0	0	0	0	0	0	0	0	0	0
15.4 Non-renewable for stated reasons only (b).....	0	0	0	0	0	0	0	0	0	0	0	0
15.5 Other accident only.....	0	0	0	0	0	0	0	0	0	0	0	0
15.6 Medicare Title XVIII exempt from state taxes or fees.....	0	0	0	0	0	0	0	0	0	0	0	0
15.7 All other A&H (b).....	0	0	0	0	0	0	0	0	0	0	0	0
15.8 Federal employees health benefits plan premium.....	0	0	0	0	0	0	0	0	0	0	0	0
16. Workers' compensation.....	0	0	0	0	0	0	0	0	0	0	0	0
17.1 Other liability-occurrence.....	0	0	0	0	0	0	0	0	0	0	0	0
17.2 Other liability-claims-made.....	0	0	0	0	0	0	0	0	0	0	0	0
17.3 Excess workers' compensation.....	0	0	0	0	0	0	0	0	0	0	0	0
18. Products liability.....	0	0	0	0	0	0	0	0	0	0	0	0
19.1 Private passenger auto no-fault (personal injury protection).....	0	0	0	0	0	0	0	0	0	0	0	0
19.2 Other private passenger auto liability.....	3,315,922	3,171,232	769	1,558,324	1,364,348	1,131,960	1,292,909	14,692	(6,518)	96,405	102,827	75,715
19.3 Commercial auto no-fault (personal injury protection).....	0	0	0	0	0	0	0	0	0	0	0	0
19.4 Other commercial auto liability.....	0	0	0	0	0	0	0	0	0	0	0	0
21.1 Private passenger auto physical damage.....	2,760,873	2,682,013	641	1,254,017	1,269,970	1,265,032	55,161	1,249	2,107	564	85,778	63,102
21.2 Commercial auto physical damage.....	0	0	0	0	0	0	0	0	0	0	0	0
22. Aircraft (all perils).....	0	0	0	0	0	0	0	0	0	0	0	0
23. Fidelity.....	0	0	0	0	0	0	0	0	0	0	0	0
24. Surety.....	0	0	0	0	0	0	0	0	0	0	0	0
26. Burglary and theft.....	0	0	0	0	0	0	0	0	0	0	0	0
27. Boiler and machinery.....	0	0	0	0	0	0	0	0	0	0	0	0
28. Credit.....	0	0	0	0	0	0	0	0	0	0	0	0
30. Warranty.....	0	0	0	0	0	0	0	0	0	0	0	0
34. Aggregate write-ins for other lines of business.....	0	0	0	0	0	0	0	0	0	0	0	0
35. TOTALS (a).....	6,076,795	5,853,245	1,410	2,812,341	2,634,318	2,396,992	1,348,070	15,941	(4,411)	96,969	188,605	138,817

**DETAILS OF WRITE-INS**

3401. MISCELLANEOUS.....	0	0	0	0	0	0	0	0	0	0	0	0
3402. ....	0	0	0	0	0	0	0	0	0	0	0	0
3403. ....	0	0	0	0	0	0	0	0	0	0	0	0
3498. Summary of remaining write-ins for Line 34 from overflow page.....	0	0	0	0	0	0	0	0	0	0	0	0
3499. TOTALS (Lines 3401 through 3403 plus 3498) (Line 34 above).....	0	0	0	0	0	0	0	0	0	0	0	0

(a) Finance and service charges not included in Lines 1 to 35 \$...2,363.

(b) For health business on indicated lines report: Number of persons insured under PPO managed care products.....0 and number of persons insured under indemnity only products.....0.

**EXHIBIT OF PREMIUMS AND LOSSES (Statutory Page 14)**



NAIC Group Code.....241 NAIC Company Code....34339

BUSINESS IN THE STATE OF OREGON DURING THE YEAR

19.OR

Line of Business	Gross Premiums, Including Policy and Membership Fees, Less Return Premiums and Premiums on Policies not Taken		3 Dividends Paid or Credited to Policyholders on Direct Business	4 Direct Unearned Premium Reserves	5 Direct Losses Paid (deducting salvage)	6 Direct Losses Incurred	7 Direct Losses Unpaid	8 Direct Defense and Cost Containment Expense Paid	9 Direct Defense and Cost Containment Expense Incurred	10 Direct Defense and Cost Containment Expense Unpaid	11 Commissions and Brokerage Expenses	12 Taxes, Licenses and Fees
	1 Direct Premiums Written	2 Direct Premiums Earned										
1. Fire.....	0	0	0	0	0	0	0	0	0	0	0	0
2.1 Allied lines.....	0	0	0	0	0	0	0	0	0	0	0	0
2.2 Multiple peril crop.....	0	0	0	0	0	0	0	0	0	0	0	0
2.3 Federal flood.....	0	0	0	0	0	0	0	0	0	0	0	0
2.4 Private crop.....	0	0	0	0	0	0	0	0	0	0	0	0
2.5 Private flood.....	0	0	0	0	0	0	0	0	0	0	0	0
3. Farmowners multiple peril.....	0	0	0	0	0	0	0	0	0	0	0	0
4. Homeowners multiple peril.....	0	0	0	0	0	0	0	0	0	0	0	0
5.1 Commercial multiple peril (non-liability portion).....	0	0	0	0	0	0	0	0	0	0	0	0
5.2 Commercial multiple peril (liability portion).....	0	0	0	0	0	0	0	0	0	0	0	0
6. Mortgage guaranty.....	0	0	0	0	0	0	0	0	0	0	0	0
8. Ocean marine.....	0	0	0	0	0	0	0	0	0	0	0	0
9. Inland marine.....	0	0	0	0	0	0	0	0	0	0	0	0
10. Financial guaranty.....	0	0	0	0	0	0	0	0	0	0	0	0
11. Medical professional liability.....	0	0	0	0	0	0	0	0	0	0	0	0
12. Earthquake.....	0	0	0	0	0	0	0	0	0	0	0	0
13. Group accident and health (b).....	0	0	0	0	0	0	0	0	0	0	0	0
14. Credit A&H (group and individual).....	0	0	0	0	0	0	0	0	0	0	0	0
15.1 Collectively renewable A&H (b).....	0	0	0	0	0	0	0	0	0	0	0	0
15.2 Non-cancelable A&H (b).....	0	0	0	0	0	0	0	0	0	0	0	0
15.3 Guaranteed renewable A&H (b).....	0	0	0	0	0	0	0	0	0	0	0	0
15.4 Non-renewable for stated reasons only (b).....	0	0	0	0	0	0	0	0	0	0	0	0
15.5 Other accident only.....	0	0	0	0	0	0	0	0	0	0	0	0
15.6 Medicare Title XVIII exempt from state taxes or fees.....	0	0	0	0	0	0	0	0	0	0	0	0
15.7 All other A&H (b).....	0	0	0	0	0	0	0	0	0	0	0	0
15.8 Federal employees health benefits plan premium.....	0	0	0	0	0	0	0	0	0	0	0	0
16. Workers' compensation.....	0	0	0	0	0	0	0	0	0	0	0	0
17.1 Other liability-occurrence.....	0	0	0	0	0	0	0	0	0	0	0	0
17.2 Other liability-claims-made.....	0	0	0	0	0	0	0	0	0	0	0	0
17.3 Excess workers' compensation.....	0	0	0	0	0	0	0	0	0	0	0	0
18. Products liability.....	0	0	0	0	0	0	0	0	0	0	0	0
19.1 Private passenger auto no-fault (personal injury protection).....	0	0	0	0	0	0	0	0	0	0	0	0
19.2 Other private passenger auto liability.....	0	0	0	0	0	0	0	0	0	0	0	0
19.3 Commercial auto no-fault (personal injury protection).....	0	0	0	0	0	0	0	0	0	0	0	0
19.4 Other commercial auto liability.....	0	0	0	0	0	0	0	0	0	0	0	0
21.1 Private passenger auto physical damage.....	0	0	0	0	0	0	0	0	0	0	0	0
21.2 Commercial auto physical damage.....	0	0	0	0	0	0	0	0	0	0	0	0
22. Aircraft (all perils).....	0	0	0	0	0	0	0	0	0	0	0	0
23. Fidelity.....	0	0	0	0	0	0	0	0	0	0	0	0
24. Surety.....	0	0	0	0	0	0	0	0	0	0	0	0
26. Burglary and theft.....	0	0	0	0	0	0	0	0	0	0	0	0
27. Boiler and machinery.....	0	0	0	0	0	0	0	0	0	0	0	0
28. Credit.....	0	0	0	0	0	0	0	0	0	0	0	0
30. Warranty.....	0	0	0	0	0	0	0	0	0	0	0	0
34. Aggregate write-ins for other lines of business.....	0	0	0	0	0	0	0	0	0	0	0	0
35. TOTALS (a).....	0	0	0	0	0	0	0	0	0	0	0	0

**DETAILS OF WRITE-INS**

3401. MISCELLANEOUS.....	0	0	0	0	0	0	0	0	0	0	0	0
3402. ....	0	0	0	0	0	0	0	0	0	0	0	0
3403. ....	0	0	0	0	0	0	0	0	0	0	0	0
3498. Summary of remaining write-ins for Line 34 from overflow page.....	0	0	0	0	0	0	0	0	0	0	0	0
3499. TOTALS (Lines 3401 through 3403 plus 3498) (Line 34 above).....	0	0	0	0	0	0	0	0	0	0	0	0

(a) Finance and service charges not included in Lines 1 to 35 \$.....0.

(b) For health business on indicated lines report: Number of persons insured under PPO managed care products.....0 and number of persons insured under indemnity only products.....0.



**EXHIBIT OF PREMIUMS AND LOSSES (Statutory Page 14)**



NAIC Group Code.....241 NAIC Company Code....34339

BUSINESS IN THE STATE OF PENNSYLVANIA DURING THE YEAR

19.PA

Line of Business	Gross Premiums, Including Policy and Membership Fees, Less Return Premiums and Premiums on Policies not Taken		3 Dividends Paid or Credited to Policyholders on Direct Business	4 Direct Unearned Premium Reserves	5 Direct Losses Paid (deducting salvage)	6 Direct Losses Incurred	7 Direct Losses Unpaid	8 Direct Defense and Cost Containment Expense Paid	9 Direct Defense and Cost Containment Expense Incurred	10 Direct Defense and Cost Containment Expense Unpaid	11 Commissions and Brokerage Expenses	12 Taxes, Licenses and Fees
	1 Direct Premiums Written	2 Direct Premiums Earned										
1. Fire.....	0	0	0	0	0	0	0	0	0	0	0	0
2.1 Allied lines.....	0	0	0	0	0	0	0	0	0	0	0	0
2.2 Multiple peril crop.....	0	0	0	0	0	0	0	0	0	0	0	0
2.3 Federal flood.....	0	0	0	0	0	0	0	0	0	0	0	0
2.4 Private crop.....	0	0	0	0	0	0	0	0	0	0	0	0
2.5 Private flood.....	0	0	0	0	0	0	0	0	0	0	0	0
3. Farmowners multiple peril.....	0	0	0	0	0	0	0	0	0	0	0	0
4. Homeowners multiple peril.....	0	0	0	0	0	0	0	0	0	0	0	0
5.1 Commercial multiple peril (non-liability portion).....	0	0	0	0	0	0	0	0	0	0	0	0
5.2 Commercial multiple peril (liability portion).....	0	0	0	0	0	0	0	0	0	0	0	0
6. Mortgage guaranty.....	0	0	0	0	0	0	0	0	0	0	0	0
8. Ocean marine.....	0	0	0	0	0	0	0	0	0	0	0	0
9. Inland marine.....	0	0	0	0	0	0	0	0	0	0	0	0
10. Financial guaranty.....	0	0	0	0	0	0	0	0	0	0	0	0
11. Medical professional liability.....	0	0	0	0	0	0	0	0	0	0	0	0
12. Earthquake.....	0	0	0	0	0	0	0	0	0	0	0	0
13. Group accident and health (b).....	0	0	0	0	0	0	0	0	0	0	0	0
14. Credit A&H (group and individual).....	0	0	0	0	0	0	0	0	0	0	0	0
15.1 Collectively renewable A&H (b).....	0	0	0	0	0	0	0	0	0	0	0	0
15.2 Non-cancelable A&H (b).....	0	0	0	0	0	0	0	0	0	0	0	0
15.3 Guaranteed renewable A&H (b).....	0	0	0	0	0	0	0	0	0	0	0	0
15.4 Non-renewable for stated reasons only (b).....	0	0	0	0	0	0	0	0	0	0	0	0
15.5 Other accident only.....	0	0	0	0	0	0	0	0	0	0	0	0
15.6 Medicare Title XVIII exempt from state taxes or fees.....	0	0	0	0	0	0	0	0	0	0	0	0
15.7 All other A&H (b).....	0	0	0	0	0	0	0	0	0	0	0	0
15.8 Federal employees health benefits plan premium.....	0	0	0	0	0	0	0	0	0	0	0	0
16. Workers' compensation.....	0	0	0	0	0	0	0	0	0	0	0	0
17.1 Other liability-occurrence.....	0	0	0	0	0	0	0	0	0	0	0	0
17.2 Other liability-claims-made.....	0	0	0	0	0	0	0	0	0	0	0	0
17.3 Excess workers' compensation.....	0	0	0	0	0	0	0	0	0	0	0	0
18. Products liability.....	0	0	0	0	0	0	0	0	0	0	0	0
19.1 Private passenger auto no-fault (personal injury protection).....	3,175,070	3,097,671	363	1,498,982	1,621,911	1,732,299	1,096,896	85,412	46,384	222,907	116,254	65,313
19.2 Other private passenger auto liability.....	13,082,547	12,641,077	1,494	6,061,744	6,884,180	5,927,373	10,711,778	397,790	300,323	880,867	482,958	269,363
19.3 Commercial auto no-fault (personal injury protection).....	0	0	0	0	0	0	0	0	0	0	0	0
19.4 Other commercial auto liability.....	0	0	0	0	0	0	0	0	0	0	0	0
21.1 Private passenger auto physical damage.....	13,782,397	13,257,185	1,574	6,350,249	6,525,269	6,611,184	7,688	25,260	26,438	9,742	510,514	283,990
21.2 Commercial auto physical damage.....	0	0	0	0	0	0	0	0	0	0	0	0
22. Aircraft (all perils).....	0	0	0	0	0	0	0	0	0	0	0	0
23. Fidelity.....	0	0	0	0	0	0	0	0	0	0	0	0
24. Surety.....	0	0	0	0	0	0	0	0	0	0	0	0
26. Burglary and theft.....	0	0	0	0	0	0	0	0	0	0	0	0
27. Boiler and machinery.....	0	0	0	0	0	0	0	0	0	0	0	0
28. Credit.....	0	0	0	0	0	0	0	0	0	0	0	0
30. Warranty.....	0	0	0	0	0	0	0	0	0	0	0	0
34. Aggregate write-ins for other lines of business.....	0	0	0	0	0	0	0	0	0	0	0	0
35. TOTALS (a).....	30,040,014	28,995,933	3,431	13,910,975	15,031,360	14,270,856	11,816,362	508,462	373,145	1,113,516	1,109,726	618,666

**DETAILS OF WRITE-INS**

3401. MISCELLANEOUS.....	0	0	0	0	0	0	0	0	0	0	0	0
3402. ....	0	0	0	0	0	0	0	0	0	0	0	0
3403. ....	0	0	0	0	0	0	0	0	0	0	0	0
3498. Summary of remaining write-ins for Line 34 from overflow page.....	0	0	0	0	0	0	0	0	0	0	0	0
3499. TOTALS (Lines 3401 through 3403 plus 3498) (Line 34 above).....	0	0	0	0	0	0	0	0	0	0	0	0

(a) Finance and service charges not included in Lines 1 to 35 \$....42,855.

(b) For health business on indicated lines report: Number of persons insured under PPO managed care products.....0 and number of persons insured under indemnity only products.....0.

**EXHIBIT OF PREMIUMS AND LOSSES (Statutory Page 14)**



NAIC Group Code.....241 NAIC Company Code....34339

BUSINESS IN THE STATE OF RHODE ISLAND DURING THE YEAR

19.RI

Line of Business	Gross Premiums, Including Policy and Membership Fees, Less Return Premiums and Premiums on Policies not Taken		3 Dividends Paid or Credited to Policyholders on Direct Business	4 Direct Unearned Premium Reserves	5 Direct Losses Paid (deducting salvage)	6 Direct Losses Incurred	7 Direct Losses Unpaid	8 Direct Defense and Cost Containment Expense Paid	9 Direct Defense and Cost Containment Expense Incurred	10 Direct Defense and Cost Containment Expense Unpaid	11 Commissions and Brokerage Expenses	12 Taxes, Licenses and Fees
	1 Direct Premiums Written	2 Direct Premiums Earned										
1. Fire.....	0	0	0	0	0	0	0	0	0	0	0	0
2.1 Allied lines.....	0	0	0	0	0	0	0	0	0	0	0	0
2.2 Multiple peril crop.....	0	0	0	0	0	0	0	0	0	0	0	0
2.3 Federal flood.....	0	0	0	0	0	0	0	0	0	0	0	0
2.4 Private crop.....	0	0	0	0	0	0	0	0	0	0	0	0
2.5 Private flood.....	0	0	0	0	0	0	0	0	0	0	0	0
3. Farmowners multiple peril.....	0	0	0	0	0	0	0	0	0	0	0	0
4. Homeowners multiple peril.....	5,064,481	5,103,201	1,361	2,726,422	1,813,446	2,204,343	1,018,327	22,615	33,823	38,563	180,791	112,472
5.1 Commercial multiple peril (non-liability portion).....	0	0	0	0	0	0	0	0	0	0	0	0
5.2 Commercial multiple peril (liability portion).....	0	0	0	0	0	0	0	0	0	0	0	0
6. Mortgage guaranty.....	0	0	0	0	0	0	0	0	0	0	0	0
8. Ocean marine.....	0	0	0	0	0	0	0	0	0	0	0	0
9. Inland marine.....	111,264	115,622	0	60,062	11,021	9,020	9,953	0	16	333	3,689	2,475
10. Financial guaranty.....	0	0	0	0	0	0	0	0	0	0	0	0
11. Medical professional liability.....	0	0	0	0	0	0	0	0	0	0	0	0
12. Earthquake.....	10,850	11,420	0	6,017	0	362	1,054	0	25	35	370	241
13. Group accident and health (b).....	0	0	0	0	0	0	0	0	0	0	0	0
14. Credit A&H (group and individual).....	0	0	0	0	0	0	0	0	0	0	0	0
15.1 Collectively renewable A&H (b).....	0	0	0	0	0	0	0	0	0	0	0	0
15.2 Non-cancelable A&H (b).....	0	0	0	0	0	0	0	0	0	0	0	0
15.3 Guaranteed renewable A&H (b).....	0	0	0	0	0	0	0	0	0	0	0	0
15.4 Non-renewable for stated reasons only (b).....	0	0	0	0	0	0	0	0	0	0	0	0
15.5 Other accident only.....	0	0	0	0	0	0	0	0	0	0	0	0
15.6 Medicare Title XVIII exempt from state taxes or fees.....	0	0	0	0	0	0	0	0	0	0	0	0
15.7 All other A&H (b).....	0	0	0	0	0	0	0	0	0	0	0	0
15.8 Federal employees health benefits plan premium.....	0	0	0	0	0	0	0	0	0	0	0	0
16. Workers' compensation.....	0	0	0	0	0	0	0	0	0	0	0	0
17.1 Other liability-occurrence.....	0	0	0	0	0	0	0	0	0	0	0	0
17.2 Other liability-claims-made.....	0	0	0	0	0	0	0	0	0	0	0	0
17.3 Excess workers' compensation.....	0	0	0	0	0	0	0	0	0	0	0	0
18. Products liability.....	0	0	0	0	0	0	0	0	0	0	0	0
19.1 Private passenger auto no-fault (personal injury protection).....	0	0	0	0	0	0	0	0	0	0	0	0
19.2 Other private passenger auto liability.....	13,462,469	13,205,246	1,480	5,262,628	8,127,339	7,517,666	10,425,554	65,480	23,294	851,364	551,245	299,054
19.3 Commercial auto no-fault (personal injury protection).....	0	0	0	0	0	0	0	0	0	0	0	0
19.4 Other commercial auto liability.....	0	0	0	0	0	0	0	0	0	0	0	0
21.1 Private passenger auto physical damage.....	8,503,135	8,391,725	935	3,203,706	4,259,247	4,325,784	134,626	15,350	15,472	2,920	347,461	188,773
21.2 Commercial auto physical damage.....	0	0	0	0	0	0	0	0	0	0	0	0
22. Aircraft (all perils).....	0	0	0	0	0	0	0	0	0	0	0	0
23. Fidelity.....	0	0	0	0	0	0	0	0	0	0	0	0
24. Surety.....	0	0	0	0	0	0	0	0	0	0	0	0
26. Burglary and theft.....	0	0	0	0	0	0	0	0	0	0	0	0
27. Boiler and machinery.....	0	0	0	0	0	0	0	0	0	0	0	0
28. Credit.....	0	0	0	0	0	0	0	0	0	0	0	0
30. Warranty.....	0	0	0	0	0	0	0	0	0	0	0	0
34. Aggregate write-ins for other lines of business.....	0	0	0	0	0	0	0	0	0	0	0	0
35. TOTALS (a).....	27,152,199	26,827,214	3,776	11,258,835	14,211,053	14,057,175	11,589,514	103,445	72,630	893,215	1,083,556	603,015

**DETAILS OF WRITE-INS**

3401. MISCELLANEOUS.....	0	0	0	0	0	0	0	0	0	0	0	0
3402. ....	0	0	0	0	0	0	0	0	0	0	0	0
3403. ....	0	0	0	0	0	0	0	0	0	0	0	0
3498. Summary of remaining write-ins for Line 34 from overflow page.....	0	0	0	0	0	0	0	0	0	0	0	0
3499. TOTALS (Lines 3401 through 3403 plus 3498) (Line 34 above).....	0	0	0	0	0	0	0	0	0	0	0	0

(a) Finance and service charges not included in Lines 1 to 35 \$...39,928.

(b) For health business on indicated lines report: Number of persons insured under PPO managed care products.....0 and number of persons insured under indemnity only products.....0.

**EXHIBIT OF PREMIUMS AND LOSSES (Statutory Page 14)**



NAIC Group Code.....241 NAIC Company Code....34339

BUSINESS IN THE STATE OF SOUTH CAROLINA DURING THE YEAR

Line of Business	Gross Premiums, Including Policy and Membership Fees, Less Return Premiums and Premiums on Policies not Taken		3 Dividends Paid or Credited to Policyholders on Direct Business	4 Direct Unearned Premium Reserves	5 Direct Losses Paid (deducting salvage)	6 Direct Losses Incurred	7 Direct Losses Unpaid	8 Direct Defense and Cost Containment Expense Paid	9 Direct Defense and Cost Containment Expense Incurred	10 Direct Defense and Cost Containment Expense Unpaid	11 Commissions and Brokerage Expenses	12 Taxes, Licenses and Fees
	1 Direct Premiums Written	2 Direct Premiums Earned										
1. Fire.....	0	0	0	0	0	0	0	0	0	0	0	0
2.1 Allied lines.....	0	0	0	0	0	0	0	0	0	0	0	0
2.2 Multiple peril crop.....	0	0	0	0	0	0	0	0	0	0	0	0
2.3 Federal flood.....	0	0	0	0	0	0	0	0	0	0	0	0
2.4 Private crop.....	0	0	0	0	0	0	0	0	0	0	0	0
2.5 Private flood.....	0	0	0	0	0	0	0	0	0	0	0	0
3. Farmowners multiple peril.....	0	0	0	0	0	0	0	0	0	0	0	0
4. Homeowners multiple peril.....	0	0	0	0	0	0	0	0	0	0	0	0
5.1 Commercial multiple peril (non-liability portion).....	0	0	0	0	0	0	0	0	0	0	0	0
5.2 Commercial multiple peril (liability portion).....	0	0	0	0	0	0	0	0	0	0	0	0
6. Mortgage guaranty.....	0	0	0	0	0	0	0	0	0	0	0	0
8. Ocean marine.....	0	0	0	0	0	0	0	0	0	0	0	0
9. Inland marine.....	0	0	0	0	0	0	0	0	0	0	0	0
10. Financial guaranty.....	0	0	0	0	0	0	0	0	0	0	0	0
11. Medical professional liability.....	0	0	0	0	0	0	0	0	0	0	0	0
12. Earthquake.....	0	0	0	0	0	0	0	0	0	0	0	0
13. Group accident and health (b).....	0	0	0	0	0	0	0	0	0	0	0	0
14. Credit A&H (group and individual).....	0	0	0	0	0	0	0	0	0	0	0	0
15.1 Collectively renewable A&H (b).....	0	0	0	0	0	0	0	0	0	0	0	0
15.2 Non-cancelable A&H (b).....	0	0	0	0	0	0	0	0	0	0	0	0
15.3 Guaranteed renewable A&H (b).....	0	0	0	0	0	0	0	0	0	0	0	0
15.4 Non-renewable for stated reasons only (b).....	0	0	0	0	0	0	0	0	0	0	0	0
15.5 Other accident only.....	0	0	0	0	0	0	0	0	0	0	0	0
15.6 Medicare Title XVIII exempt from state taxes or fees.....	0	0	0	0	0	0	0	0	0	0	0	0
15.7 All other A&H (b).....	0	0	0	0	0	0	0	0	0	0	0	0
15.8 Federal employees health benefits plan premium.....	0	0	0	0	0	0	0	0	0	0	0	0
16. Workers' compensation.....	0	0	0	0	0	0	0	0	0	0	0	0
17.1 Other liability-occurrence.....	0	0	0	0	0	0	0	0	0	0	0	0
17.2 Other liability-claims-made.....	0	0	0	0	0	0	0	0	0	0	0	0
17.3 Excess workers' compensation.....	0	0	0	0	0	0	0	0	0	0	0	0
18. Products liability.....	0	0	0	0	0	0	0	0	0	0	0	0
19.1 Private passenger auto no-fault (personal injury protection).....	0	0	0	0	0	0	0	0	0	0	0	0
19.2 Other private passenger auto liability.....	0	0	0	0	0	0	0	0	0	0	0	0
19.3 Commercial auto no-fault (personal injury protection).....	0	0	0	0	0	0	0	0	0	0	0	0
19.4 Other commercial auto liability.....	0	0	0	0	0	0	0	0	0	0	0	0
21.1 Private passenger auto physical damage.....	0	0	0	0	0	0	0	0	0	0	0	0
21.2 Commercial auto physical damage.....	0	0	0	0	0	0	0	0	0	0	0	0
22. Aircraft (all perils).....	0	0	0	0	0	0	0	0	0	0	0	0
23. Fidelity.....	0	0	0	0	0	0	0	0	0	0	0	0
24. Surety.....	0	0	0	0	0	0	0	0	0	0	0	0
26. Burglary and theft.....	0	0	0	0	0	0	0	0	0	0	0	0
27. Boiler and machinery.....	0	0	0	0	0	0	0	0	0	0	0	0
28. Credit.....	0	0	0	0	0	0	0	0	0	0	0	0
30. Warranty.....	0	0	0	0	0	0	0	0	0	0	0	0
34. Aggregate write-ins for other lines of business.....	0	0	0	0	0	0	0	0	0	0	0	0
35. TOTALS (a).....	0	0	0	0	0	0	0	0	0	0	0	0

**DETAILS OF WRITE-INS**

3401. MISCELLANEOUS.....	0	0	0	0	0	0	0	0	0	0	0	0
3402. ....	0	0	0	0	0	0	0	0	0	0	0	0
3403. ....	0	0	0	0	0	0	0	0	0	0	0	0
3498. Summary of remaining write-ins for Line 34 from overflow page.....	0	0	0	0	0	0	0	0	0	0	0	0
3499. TOTALS (Lines 3401 through 3403 plus 3498) (Line 34 above).....	0	0	0	0	0	0	0	0	0	0	0	0

(a) Finance and service charges not included in Lines 1 to 35 \$.....0.

(b) For health business on indicated lines report: Number of persons insured under PPO managed care products.....0 and number of persons insured under indemnity only products.....0.

19.SC

**EXHIBIT OF PREMIUMS AND LOSSES (Statutory Page 14)**



NAIC Group Code.....241 NAIC Company Code....34339

BUSINESS IN THE STATE OF SOUTH DAKOTA DURING THE YEAR

19.SD

Line of Business	Gross Premiums, Including Policy and Membership Fees, Less Return Premiums and Premiums on Policies not Taken		3 Dividends Paid or Credited to Policyholders on Direct Business	4 Direct Unearned Premium Reserves	5 Direct Losses Paid (deducting salvage)	6 Direct Losses Incurred	7 Direct Losses Unpaid	8 Direct Defense and Cost Containment Expense Paid	9 Direct Defense and Cost Containment Expense Incurred	10 Direct Defense and Cost Containment Expense Unpaid	11 Commissions and Brokerage Expenses	12 Taxes, Licenses and Fees
	1 Direct Premiums Written	2 Direct Premiums Earned										
1. Fire.....	0	0	0	0	0	0	0	0	0	0	0	0
2.1 Allied lines.....	0	0	0	0	0	0	0	0	0	0	0	0
2.2 Multiple peril crop.....	0	0	0	0	0	0	0	0	0	0	0	0
2.3 Federal flood.....	0	0	0	0	0	0	0	0	0	0	0	0
2.4 Private crop.....	0	0	0	0	0	0	0	0	0	0	0	0
2.5 Private flood.....	0	0	0	0	0	0	0	0	0	0	0	0
3. Farmowners multiple peril.....	0	0	0	0	0	0	0	0	0	0	0	0
4. Homeowners multiple peril.....	488,936	471,882	0	261,486	675,922	717,470	100,269	0	1,937	3,610	19,785	13,324
5.1 Commercial multiple peril (non-liability portion).....	0	0	0	0	0	0	0	0	0	0	0	0
5.2 Commercial multiple peril (liability portion).....	0	0	0	0	0	0	0	0	0	0	0	0
6. Mortgage guaranty.....	0	0	0	0	0	0	0	0	0	0	0	0
8. Ocean marine.....	0	0	0	0	0	0	0	0	0	0	0	0
9. Inland marine.....	5,738	5,972	0	3,176	1,331	1,364	573	0	1	19	225	156
10. Financial guaranty.....	0	0	0	0	0	0	0	0	0	0	0	0
11. Medical professional liability.....	0	0	0	0	0	0	0	0	0	0	0	0
12. Earthquake.....	33	34	0	10	0	1	4	0	0	0	1	1
13. Group accident and health (b).....	0	0	0	0	0	0	0	0	0	0	0	0
14. Credit A&H (group and individual).....	0	0	0	0	0	0	0	0	0	0	0	0
15.1 Collectively renewable A&H (b).....	0	0	0	0	0	0	0	0	0	0	0	0
15.2 Non-cancelable A&H (b).....	0	0	0	0	0	0	0	0	0	0	0	0
15.3 Guaranteed renewable A&H (b).....	0	0	0	0	0	0	0	0	0	0	0	0
15.4 Non-renewable for stated reasons only (b).....	0	0	0	0	0	0	0	0	0	0	0	0
15.5 Other accident only.....	0	0	0	0	0	0	0	0	0	0	0	0
15.6 Medicare Title XVIII exempt from state taxes or fees.....	0	0	0	0	0	0	0	0	0	0	0	0
15.7 All other A&H (b).....	0	0	0	0	0	0	0	0	0	0	0	0
15.8 Federal employees health benefits plan premium.....	0	0	0	0	0	0	0	0	0	0	0	0
16. Workers' compensation.....	0	0	0	0	0	0	0	0	0	0	0	0
17.1 Other liability-occurrence.....	0	0	0	0	0	0	0	0	0	0	0	0
17.2 Other liability-claims-made.....	0	0	0	0	0	0	0	0	0	0	0	0
17.3 Excess workers' compensation.....	0	0	0	0	0	0	0	0	0	0	0	0
18. Products liability.....	0	0	0	0	0	0	0	0	0	0	0	0
19.1 Private passenger auto no-fault (personal injury protection).....	0	0	0	0	0	0	0	0	0	0	0	0
19.2 Other private passenger auto liability.....	482,788	447,068	0	235,566	194,562	252,159	228,862	6,141	9,877	17,011	19,214	12,477
19.3 Commercial auto no-fault (personal injury protection).....	0	0	0	0	0	0	0	0	0	0	0	0
19.4 Other commercial auto liability.....	0	0	0	0	0	0	0	0	0	0	0	0
21.1 Private passenger auto physical damage.....	737,022	777,689	0	338,898	350,962	373,488	26,412	70	(92)	(149)	29,244	19,083
21.2 Commercial auto physical damage.....	0	0	0	0	0	0	0	0	0	0	0	0
22. Aircraft (all perils).....	0	0	0	0	0	0	0	0	0	0	0	0
23. Fidelity.....	0	0	0	0	0	0	0	0	0	0	0	0
24. Surety.....	0	0	0	0	0	0	0	0	0	0	0	0
26. Burglary and theft.....	0	0	0	0	0	0	0	0	0	0	0	0
27. Boiler and machinery.....	0	0	0	0	0	0	0	0	0	0	0	0
28. Credit.....	0	0	0	0	0	0	0	0	0	0	0	0
30. Warranty.....	0	0	0	0	0	0	0	0	0	0	0	0
34. Aggregate write-ins for other lines of business.....	0	0	0	0	0	0	0	0	0	0	0	0
35. TOTALS (a).....	1,714,517	1,702,645	0	839,136	1,222,777	1,344,482	356,120	6,211	11,723	20,491	68,469	45,041

**DETAILS OF WRITE-INS**

3401. MISCELLANEOUS.....	0	0	0	0	0	0	0	0	0	0	0	0
3402. ....	0	0	0	0	0	0	0	0	0	0	0	0
3403. ....	0	0	0	0	0	0	0	0	0	0	0	0
3498. Summary of remaining write-ins for Line 34 from overflow page.....	0	0	0	0	0	0	0	0	0	0	0	0
3499. TOTALS (Lines 3401 through 3403 plus 3498) (Line 34 above).....	0	0	0	0	0	0	0	0	0	0	0	0

(a) Finance and service charges not included in Lines 1 to 35 \$....1,670.

(b) For health business on indicated lines report: Number of persons insured under PPO managed care products.....0 and number of persons insured under indemnity only products.....0.

**EXHIBIT OF PREMIUMS AND LOSSES (Statutory Page 14)**



NAIC Group Code.....241 NAIC Company Code....34339

BUSINESS IN THE STATE OF TENNESSEE DURING THE YEAR

19.TN

Line of Business	Gross Premiums, Including Policy and Membership Fees, Less Return Premiums and Premiums on Policies not Taken		3 Dividends Paid or Credited to Policyholders on Direct Business	4 Direct Unearned Premium Reserves	5 Direct Losses Paid (deducting salvage)	6 Direct Losses Incurred	7 Direct Losses Unpaid	8 Direct Defense and Cost Containment Expense Paid	9 Direct Defense and Cost Containment Expense Incurred	10 Direct Defense and Cost Containment Expense Unpaid	11 Commissions and Brokerage Expenses	12 Taxes, Licenses and Fees
	1 Direct Premiums Written	2 Direct Premiums Earned										
1. Fire.....	0	0	0	0	0	0	0	0	0	0	0	0
2.1 Allied lines.....	0	0	0	0	0	0	0	0	0	0	0	0
2.2 Multiple peril crop.....	0	0	0	0	0	0	0	0	0	0	0	0
2.3 Federal flood.....	0	0	0	0	0	0	0	0	0	0	0	0
2.4 Private crop.....	0	0	0	0	0	0	0	0	0	0	0	0
2.5 Private flood.....	0	0	0	0	0	0	0	0	0	0	0	0
3. Farmowners multiple peril.....	0	0	0	0	0	0	0	0	0	0	0	0
4. Homeowners multiple peril.....	0	0	0	0	0	0	0	0	0	0	0	0
5.1 Commercial multiple peril (non-liability portion).....	0	0	0	0	0	0	0	0	0	0	0	0
5.2 Commercial multiple peril (liability portion).....	0	0	0	0	0	0	0	0	0	0	0	0
6. Mortgage guaranty.....	0	0	0	0	0	0	0	0	0	0	0	0
8. Ocean marine.....	0	0	0	0	0	0	0	0	0	0	0	0
9. Inland marine.....	0	0	0	0	0	0	0	0	0	0	0	0
10. Financial guaranty.....	0	0	0	0	0	0	0	0	0	0	0	0
11. Medical professional liability.....	0	0	0	0	0	0	0	0	0	0	0	0
12. Earthquake.....	0	0	0	0	0	0	0	0	0	0	0	0
13. Group accident and health (b).....	0	0	0	0	0	0	0	0	0	0	0	0
14. Credit A&H (group and individual).....	0	0	0	0	0	0	0	0	0	0	0	0
15.1 Collectively renewable A&H (b).....	0	0	0	0	0	0	0	0	0	0	0	0
15.2 Non-cancelable A&H (b).....	0	0	0	0	0	0	0	0	0	0	0	0
15.3 Guaranteed renewable A&H (b).....	0	0	0	0	0	0	0	0	0	0	0	0
15.4 Non-renewable for stated reasons only (b).....	0	0	0	0	0	0	0	0	0	0	0	0
15.5 Other accident only.....	0	0	0	0	0	0	0	0	0	0	0	0
15.6 Medicare Title XVIII exempt from state taxes or fees.....	0	0	0	0	0	0	0	0	0	0	0	0
15.7 All other A&H (b).....	0	0	0	0	0	0	0	0	0	0	0	0
15.8 Federal employees health benefits plan premium.....	0	0	0	0	0	0	0	0	0	0	0	0
16. Workers' compensation.....	0	0	0	0	0	0	0	0	0	0	0	0
17.1 Other liability-occurrence.....	0	0	0	0	0	0	0	0	0	0	0	0
17.2 Other liability-claims-made.....	0	0	0	0	0	0	0	0	0	0	0	0
17.3 Excess workers' compensation.....	0	0	0	0	0	0	0	0	0	0	0	0
18. Products liability.....	0	0	0	0	0	0	0	0	0	0	0	0
19.1 Private passenger auto no-fault (personal injury protection).....	0	0	0	0	0	0	0	0	0	0	0	0
19.2 Other private passenger auto liability.....	11,064,040	9,903,561	831	5,479,810	7,413,165	7,529,315	5,389,628	166,222	155,820	399,532	403,715	276,686
19.3 Commercial auto no-fault (personal injury protection).....	0	0	0	0	0	0	0	0	0	0	0	0
19.4 Other commercial auto liability.....	0	0	0	0	0	0	0	0	0	0	0	0
21.1 Private passenger auto physical damage.....	12,619,159	12,059,000	947	5,987,848	6,004,030	5,969,725	276,448	7,362	7,746	1,930	472,441	315,717
21.2 Commercial auto physical damage.....	0	0	0	0	0	0	0	0	0	0	0	0
22. Aircraft (all perils).....	0	0	0	0	0	0	0	0	0	0	0	0
23. Fidelity.....	0	0	0	0	0	0	0	0	0	0	0	0
24. Surety.....	0	0	0	0	0	0	0	0	0	0	0	0
26. Burglary and theft.....	0	0	0	0	0	0	0	0	0	0	0	0
27. Boiler and machinery.....	0	0	0	0	0	0	0	0	0	0	0	0
28. Credit.....	0	0	0	0	0	0	0	0	0	0	0	0
30. Warranty.....	0	0	0	0	0	0	0	0	0	0	0	0
34. Aggregate write-ins for other lines of business.....	0	0	0	0	0	0	0	0	0	0	0	0
35. TOTALS (a).....	23,683,199	21,962,561	1,778	11,467,658	13,417,195	13,499,040	5,666,076	173,584	163,566	401,462	876,156	592,403

**DETAILS OF WRITE-INS**

3401. MISCELLANEOUS.....	0	0	0	0	0	0	0	0	0	0	0	0
3402. ....	0	0	0	0	0	0	0	0	0	0	0	0
3403. ....	0	0	0	0	0	0	0	0	0	0	0	0
3498. Summary of remaining write-ins for Line 34 from overflow page.....	0	0	0	0	0	0	0	0	0	0	0	0
3499. TOTALS (Lines 3401 through 3403 plus 3498) (Line 34 above).....	0	0	0	0	0	0	0	0	0	0	0	0

(a) Finance and service charges not included in Lines 1 to 35 \$...21,760.

(b) For health business on indicated lines report: Number of persons insured under PPO managed care products.....0 and number of persons insured under indemnity only products.....0.

**EXHIBIT OF PREMIUMS AND LOSSES (Statutory Page 14)**



NAIC Group Code.....241 NAIC Company Code....34339

BUSINESS IN THE STATE OF TEXAS DURING THE YEAR

19.TX

Line of Business	Gross Premiums, Including Policy and Membership Fees, Less Return Premiums and Premiums on Policies not Taken		3 Dividends Paid or Credited to Policyholders on Direct Business	4 Direct Unearned Premium Reserves	5 Direct Losses Paid (deducting salvage)	6 Direct Losses Incurred	7 Direct Losses Unpaid	8 Direct Defense and Cost Containment Expense Paid	9 Direct Defense and Cost Containment Expense Incurred	10 Direct Defense and Cost Containment Expense Unpaid	11 Commissions and Brokerage Expenses	12 Taxes, Licenses and Fees
	1 Direct Premiums Written	2 Direct Premiums Earned										
1. Fire.....	0	0	0	0	0	0	0	0	0	0	0	0
2.1 Allied lines.....	0	0	0	0	0	0	0	0	0	0	0	0
2.2 Multiple peril crop.....	0	0	0	0	0	0	0	0	0	0	0	0
2.3 Federal flood.....	0	0	0	0	0	0	0	0	0	0	0	0
2.4 Private crop.....	0	0	0	0	0	0	0	0	0	0	0	0
2.5 Private flood.....	0	0	0	0	0	0	0	0	0	0	0	0
3. Farmowners multiple peril.....	0	0	0	0	0	0	0	0	0	0	0	0
4. Homeowners multiple peril.....	0	0	0	0	0	0	0	0	0	0	0	0
5.1 Commercial multiple peril (non-liability portion).....	0	0	0	0	0	0	0	0	0	0	0	0
5.2 Commercial multiple peril (liability portion).....	0	0	0	0	0	0	0	0	0	0	0	0
6. Mortgage guaranty.....	0	0	0	0	0	0	0	0	0	0	0	0
8. Ocean marine.....	0	0	0	0	0	0	0	0	0	0	0	0
9. Inland marine.....	0	0	0	0	0	0	0	0	0	0	0	0
10. Financial guaranty.....	0	0	0	0	0	0	0	0	0	0	0	0
11. Medical professional liability.....	0	0	0	0	0	0	0	0	0	0	0	0
12. Earthquake.....	0	0	0	0	0	0	0	0	0	0	0	0
13. Group accident and health (b).....	0	0	0	0	0	0	0	0	0	0	0	0
14. Credit A&H (group and individual).....	0	0	0	0	0	0	0	0	0	0	0	0
15.1 Collectively renewable A&H (b).....	0	0	0	0	0	0	0	0	0	0	0	0
15.2 Non-cancelable A&H (b).....	0	0	0	0	0	0	0	0	0	0	0	0
15.3 Guaranteed renewable A&H (b).....	0	0	0	0	0	0	0	0	0	0	0	0
15.4 Non-renewable for stated reasons only (b).....	0	0	0	0	0	0	0	0	0	0	0	0
15.5 Other accident only.....	0	0	0	0	0	0	0	0	0	0	0	0
15.6 Medicare Title XVIII exempt from state taxes or fees.....	0	0	0	0	0	0	0	0	0	0	0	0
15.7 All other A&H (b).....	0	0	0	0	0	0	0	0	0	0	0	0
15.8 Federal employees health benefits plan premium.....	0	0	0	0	0	0	0	0	0	0	0	0
16. Workers' compensation.....	0	0	0	0	0	0	0	0	0	0	0	0
17.1 Other liability-occurrence.....	0	0	0	0	0	0	0	0	0	0	0	0
17.2 Other liability-claims-made.....	0	0	0	0	0	0	0	0	0	0	0	0
17.3 Excess workers' compensation.....	0	0	0	0	0	0	0	0	0	0	0	0
18. Products liability.....	0	0	0	0	0	0	0	0	0	0	0	0
19.1 Private passenger auto no-fault (personal injury protection).....	67,608	69,344	0	15,262	56,219	58,742	17,977	0	(449)	3,653	2,582	1,579
19.2 Other private passenger auto liability.....	1,306,792	1,298,993	0	302,464	723,838	778,892	798,233	56,638	64,131	63,273	49,961	30,525
19.3 Commercial auto no-fault (personal injury protection).....	0	0	0	0	0	0	0	0	0	0	0	0
19.4 Other commercial auto liability.....	0	0	0	0	0	0	0	0	0	0	0	0
21.1 Private passenger auto physical damage.....	1,554,716	1,570,542	0	358,403	1,009,378	1,168,059	234,139	1,406	3,721	2,734	59,361	36,319
21.2 Commercial auto physical damage.....	0	0	0	0	0	0	0	0	0	0	0	0
22. Aircraft (all perils).....	0	0	0	0	0	0	0	0	0	0	0	0
23. Fidelity.....	0	0	0	0	0	0	0	0	0	0	0	0
24. Surety.....	0	0	0	0	0	0	0	0	0	0	0	0
26. Burglary and theft.....	0	0	0	0	0	0	0	0	0	0	0	0
27. Boiler and machinery.....	0	0	0	0	0	0	0	0	0	0	0	0
28. Credit.....	0	0	0	0	0	0	0	0	0	0	0	0
30. Warranty.....	0	0	0	0	0	0	0	0	0	0	0	0
34. Aggregate write-ins for other lines of business.....	0	0	0	0	0	0	0	0	0	0	0	0
35. TOTALS (a).....	2,929,116	2,938,879	0	676,129	1,789,435	2,005,693	1,050,349	58,044	67,403	69,660	111,904	68,423

**DETAILS OF WRITE-INS**

3401. MISCELLANEOUS.....	0	0	0	0	0	0	0	0	0	0	0	0
3402. ....	0	0	0	0	0	0	0	0	0	0	0	0
3403. ....	0	0	0	0	0	0	0	0	0	0	0	0
3498. Summary of remaining write-ins for Line 34 from overflow page.....	0	0	0	0	0	0	0	0	0	0	0	0
3499. TOTALS (Lines 3401 through 3403 plus 3498) (Line 34 above).....	0	0	0	0	0	0	0	0	0	0	0	0

(a) Finance and service charges not included in Lines 1 to 35 \$...8,798.

(b) For health business on indicated lines report: Number of persons insured under PPO managed care products.....0 and number of persons insured under indemnity only products.....0.

**EXHIBIT OF PREMIUMS AND LOSSES (Statutory Page 14)**



NAIC Group Code.....241 NAIC Company Code....34339

BUSINESS IN THE STATE OF UTAH DURING THE YEAR

19.UT

Line of Business	Gross Premiums, Including Policy and Membership Fees, Less Return Premiums and Premiums on Policies not Taken		3 Dividends Paid or Credited to Policyholders on Direct Business	4 Direct Unearned Premium Reserves	5 Direct Losses Paid (deducting salvage)	6 Direct Losses Incurred	7 Direct Losses Unpaid	8 Direct Defense and Cost Containment Expense Paid	9 Direct Defense and Cost Containment Expense Incurred	10 Direct Defense and Cost Containment Expense Unpaid	11 Commissions and Brokerage Expenses	12 Taxes, Licenses and Fees
	1 Direct Premiums Written	2 Direct Premiums Earned										
1. Fire.....	0	0	0	0	0	0	0	0	0	0	0	0
2.1 Allied lines.....	0	0	0	0	0	0	0	0	0	0	0	0
2.2 Multiple peril crop.....	0	0	0	0	0	0	0	0	0	0	0	0
2.3 Federal flood.....	0	0	0	0	0	0	0	0	0	0	0	0
2.4 Private crop.....	0	0	0	0	0	0	0	0	0	0	0	0
2.5 Private flood.....	0	0	0	0	0	0	0	0	0	0	0	0
3. Farmowners multiple peril.....	0	0	0	0	0	0	0	0	0	0	0	0
4. Homeowners multiple peril.....	6,338,738	5,895,349	402	3,382,765	3,622,125	3,500,738	1,107,318	56,654	44,254	42,133	240,821	142,718
5.1 Commercial multiple peril (non-liability portion).....	0	0	0	0	0	0	0	0	0	0	0	0
5.2 Commercial multiple peril (liability portion).....	0	0	0	0	0	0	0	0	0	0	0	0
6. Mortgage guaranty.....	0	0	0	0	0	0	0	0	0	0	0	0
8. Ocean marine.....	0	0	0	0	0	0	0	0	0	0	0	0
9. Inland marine.....	81,952	80,219	0	43,047	13,072	22,439	13,403	0	172	324	3,042	1,845
10. Financial guaranty.....	0	0	0	0	0	0	0	0	0	0	0	0
11. Medical professional liability.....	0	0	0	0	0	0	0	0	0	0	0	0
12. Earthquake.....	395,745	413,150	0	203,867	0	285	26,625	0	388	876	15,186	8,916
13. Group accident and health (b).....	0	0	0	0	0	0	0	0	0	0	0	0
14. Credit A&H (group and individual).....	0	0	0	0	0	0	0	0	0	0	0	0
15.1 Collectively renewable A&H (b).....	0	0	0	0	0	0	0	0	0	0	0	0
15.2 Non-cancelable A&H (b).....	0	0	0	0	0	0	0	0	0	0	0	0
15.3 Guaranteed renewable A&H (b).....	0	0	0	0	0	0	0	0	0	0	0	0
15.4 Non-renewable for stated reasons only (b).....	0	0	0	0	0	0	0	0	0	0	0	0
15.5 Other accident only.....	0	0	0	0	0	0	0	0	0	0	0	0
15.6 Medicare Title XVIII exempt from state taxes or fees.....	0	0	0	0	0	0	0	0	0	0	0	0
15.7 All other A&H (b).....	0	0	0	0	0	0	0	0	0	0	0	0
15.8 Federal employees health benefits plan premium.....	0	0	0	0	0	0	0	0	0	0	0	0
16. Workers' compensation.....	0	0	0	0	0	0	0	0	0	0	0	0
17.1 Other liability-occurrence.....	0	0	0	0	0	0	0	0	0	0	0	0
17.2 Other liability-claims-made.....	0	0	0	0	0	0	0	0	0	0	0	0
17.3 Excess workers' compensation.....	0	0	0	0	0	0	0	0	0	0	0	0
18. Products liability.....	0	0	0	0	0	0	0	0	0	0	0	0
19.1 Private passenger auto no-fault (personal injury protection).....	936,471	865,348	42	390,062	698,109	534,753	(251,741)	120	(27,574)	(51,158)	34,224	21,159
19.2 Other private passenger auto liability.....	12,454,422	11,797,448	557	5,147,477	7,070,019	7,051,594	7,316,379	321,651	306,738	586,373	455,627	281,400
19.3 Commercial auto no-fault (personal injury protection).....	0	0	0	0	0	0	0	0	0	0	0	0
19.4 Other commercial auto liability.....	0	0	0	0	0	0	0	0	0	0	0	0
21.1 Private passenger auto physical damage.....	9,499,615	8,883,738	424	3,914,620	4,834,423	4,853,387	104,261	12,214	12,537	(4)	347,066	214,671
21.2 Commercial auto physical damage.....	0	0	0	0	0	0	0	0	0	0	0	0
22. Aircraft (all perils).....	0	0	0	0	0	0	0	0	0	0	0	0
23. Fidelity.....	0	0	0	0	0	0	0	0	0	0	0	0
24. Surety.....	0	0	0	0	0	0	0	0	0	0	0	0
26. Burglary and theft.....	0	0	0	0	0	0	0	0	0	0	0	0
27. Boiler and machinery.....	0	0	0	0	0	0	0	0	0	0	0	0
28. Credit.....	0	0	0	0	0	0	0	0	0	0	0	0
30. Warranty.....	0	0	0	0	0	0	0	0	0	0	0	0
34. Aggregate write-ins for other lines of business.....	0	0	0	0	0	0	0	0	0	0	0	0
35. TOTALS (a).....	29,706,943	27,935,252	1,425	13,081,838	16,237,748	15,963,196	8,316,245	390,639	336,515	578,544	1,095,966	670,709

**DETAILS OF WRITE-INS**

3401. MISCELLANEOUS.....	0	0	0	0	0	0	0	0	0	0	0	0
3402. ....	0	0	0	0	0	0	0	0	0	0	0	0
3403. ....	0	0	0	0	0	0	0	0	0	0	0	0
3498. Summary of remaining write-ins for Line 34 from overflow page.....	0	0	0	0	0	0	0	0	0	0	0	0
3499. TOTALS (Lines 3401 through 3403 plus 3498) (Line 34 above).....	0	0	0	0	0	0	0	0	0	0	0	0

(a) Finance and service charges not included in Lines 1 to 35 \$ ... 25,533.

(b) For health business on indicated lines report: Number of persons insured under PPO managed care products.....0 and number of persons insured under indemnity only products.....0.

**EXHIBIT OF PREMIUMS AND LOSSES (Statutory Page 14)**



NAIC Group Code.....241 NAIC Company Code....34339

BUSINESS IN THE STATE OF VIRGINIA DURING THE YEAR

19.VA

Line of Business	Gross Premiums, Including Policy and Membership Fees, Less Return Premiums and Premiums on Policies not Taken		3 Dividends Paid or Credited to Policyholders on Direct Business	4 Direct Unearned Premium Reserves	5 Direct Losses Paid (deducting salvage)	6 Direct Losses Incurred	7 Direct Losses Unpaid	8 Direct Defense and Cost Containment Expense Paid	9 Direct Defense and Cost Containment Expense Incurred	10 Direct Defense and Cost Containment Expense Unpaid	11 Commissions and Brokerage Expenses	12 Taxes, Licenses and Fees
	1 Direct Premiums Written	2 Direct Premiums Earned										
1. Fire.....	0	0	0	0	0	0	0	0	0	0	0	0
2.1 Allied lines.....	0	0	0	0	0	0	0	0	0	0	0	0
2.2 Multiple peril crop.....	0	0	0	0	0	0	0	0	0	0	0	0
2.3 Federal flood.....	0	0	0	0	0	0	0	0	0	0	0	0
2.4 Private crop.....	0	0	0	0	0	0	0	0	0	0	0	0
2.5 Private flood.....	0	0	0	0	0	0	0	0	0	0	0	0
3. Farmowners multiple peril.....	0	0	0	0	0	0	0	0	0	0	0	0
4. Homeowners multiple peril.....	0	0	0	0	0	0	0	0	0	0	0	0
5.1 Commercial multiple peril (non-liability portion).....	0	0	0	0	0	0	0	0	0	0	0	0
5.2 Commercial multiple peril (liability portion).....	0	0	0	0	0	0	0	0	0	0	0	0
6. Mortgage guaranty.....	0	0	0	0	0	0	0	0	0	0	0	0
8. Ocean marine.....	0	0	0	0	0	0	0	0	0	0	0	0
9. Inland marine.....	0	0	0	0	0	0	0	0	0	0	0	0
10. Financial guaranty.....	0	0	0	0	0	0	0	0	0	0	0	0
11. Medical professional liability.....	0	0	0	0	0	0	0	0	0	0	0	0
12. Earthquake.....	0	0	0	0	0	0	0	0	0	0	0	0
13. Group accident and health (b).....	0	0	0	0	0	0	0	0	0	0	0	0
14. Credit A&H (group and individual).....	0	0	0	0	0	0	0	0	0	0	0	0
15.1 Collectively renewable A&H (b).....	0	0	0	0	0	0	0	0	0	0	0	0
15.2 Non-cancelable A&H (b).....	0	0	0	0	0	0	0	0	0	0	0	0
15.3 Guaranteed renewable A&H (b).....	0	0	0	0	0	0	0	0	0	0	0	0
15.4 Non-renewable for stated reasons only (b).....	0	0	0	0	0	0	0	0	0	0	0	0
15.5 Other accident only.....	0	0	0	0	0	0	0	0	0	0	0	0
15.6 Medicare Title XVIII exempt from state taxes or fees.....	0	0	0	0	0	0	0	0	0	0	0	0
15.7 All other A&H (b).....	0	0	0	0	0	0	0	0	0	0	0	0
15.8 Federal employees health benefits plan premium.....	0	0	0	0	0	0	0	0	0	0	0	0
16. Workers' compensation.....	0	0	0	0	0	0	0	0	0	0	0	0
17.1 Other liability-occurrence.....	0	0	0	0	0	0	0	0	0	0	0	0
17.2 Other liability-claims-made.....	0	0	0	0	0	0	0	0	0	0	0	0
17.3 Excess workers' compensation.....	0	0	0	0	0	0	0	0	0	0	0	0
18. Products liability.....	0	0	0	0	0	0	0	0	0	0	0	0
19.1 Private passenger auto no-fault (personal injury protection).....	0	0	0	0	0	0	0	0	0	0	0	0
19.2 Other private passenger auto liability.....	0	0	0	0	0	0	0	0	0	0	0	0
19.3 Commercial auto no-fault (personal injury protection).....	0	0	0	0	0	0	0	0	0	0	0	0
19.4 Other commercial auto liability.....	0	0	0	0	0	0	0	0	0	0	0	0
21.1 Private passenger auto physical damage.....	0	0	0	0	0	0	0	0	0	0	0	0
21.2 Commercial auto physical damage.....	0	0	0	0	0	0	0	0	0	0	0	0
22. Aircraft (all perils).....	0	0	0	0	0	0	0	0	0	0	0	0
23. Fidelity.....	0	0	0	0	0	0	0	0	0	0	0	0
24. Surety.....	0	0	0	0	0	0	0	0	0	0	0	0
26. Burglary and theft.....	0	0	0	0	0	0	0	0	0	0	0	0
27. Boiler and machinery.....	0	0	0	0	0	0	0	0	0	0	0	0
28. Credit.....	0	0	0	0	0	0	0	0	0	0	0	0
30. Warranty.....	0	0	0	0	0	0	0	0	0	0	0	0
34. Aggregate write-ins for other lines of business.....	0	0	0	0	0	0	0	0	0	0	0	0
35. TOTALS (a).....	0	0	0	0	0	0	0	0	0	0	0	0

**DETAILS OF WRITE-INS**

3401. MISCELLANEOUS.....	0	0	0	0	0	0	0	0	0	0	0	0
3402. ....	0	0	0	0	0	0	0	0	0	0	0	0
3403. ....	0	0	0	0	0	0	0	0	0	0	0	0
3498. Summary of remaining write-ins for Line 34 from overflow page.....	0	0	0	0	0	0	0	0	0	0	0	0
3499. TOTALS (Lines 3401 through 3403 plus 3498) (Line 34 above).....	0	0	0	0	0	0	0	0	0	0	0	0

(a) Finance and service charges not included in Lines 1 to 35 \$.....0.

(b) For health business on indicated lines report: Number of persons insured under PPO managed care products.....0 and number of persons insured under indemnity only products.....0.



**EXHIBIT OF PREMIUMS AND LOSSES (Statutory Page 14)**



NAIC Group Code.....241 NAIC Company Code....34339

BUSINESS IN THE STATE OF VERMONT DURING THE YEAR

19.VT

Line of Business	Gross Premiums, Including Policy and Membership Fees, Less Return Premiums and Premiums on Policies not Taken		3 Dividends Paid or Credited to Policyholders on Direct Business	4 Direct Unearned Premium Reserves	5 Direct Losses Paid (deducting salvage)	6 Direct Losses Incurred	7 Direct Losses Unpaid	8 Direct Defense and Cost Containment Expense Paid	9 Direct Defense and Cost Containment Expense Incurred	10 Direct Defense and Cost Containment Expense Unpaid	11 Commissions and Brokerage Expenses	12 Taxes, Licenses and Fees
	1 Direct Premiums Written	2 Direct Premiums Earned										
1. Fire.....	0	0	0	0	0	0	0	0	0	0	0	0
2.1 Allied lines.....	0	0	0	0	0	0	0	0	0	0	0	0
2.2 Multiple peril crop.....	0	0	0	0	0	0	0	0	0	0	0	0
2.3 Federal flood.....	0	0	0	0	0	0	0	0	0	0	0	0
2.4 Private crop.....	0	0	0	0	0	0	0	0	0	0	0	0
2.5 Private flood.....	0	0	0	0	0	0	0	0	0	0	0	0
3. Farmowners multiple peril.....	0	0	0	0	0	0	0	0	0	0	0	0
4. Homeowners multiple peril.....	1,256,788	1,260,838	870	674,308	736,388	881,284	248,610	0	3,509	6,814	68,374	26,766
5.1 Commercial multiple peril (non-liability portion).....	0	0	0	0	0	0	0	0	0	0	0	0
5.2 Commercial multiple peril (liability portion).....	0	0	0	0	0	0	0	0	0	0	0	0
6. Mortgage guaranty.....	0	0	0	0	0	0	0	0	0	0	0	0
8. Ocean marine.....	0	0	0	0	0	0	0	0	0	0	0	0
9. Inland marine.....	18,690	19,125	0	9,982	1,000	2,176	2,118	0	51	71	994	394
10. Financial guaranty.....	0	0	0	0	0	0	0	0	0	0	0	0
11. Medical professional liability.....	0	0	0	0	0	0	0	0	0	0	0	0
12. Earthquake.....	2,232	2,299	0	1,216	0	124	275	0	9	9	127	48
13. Group accident and health (b).....	0	0	0	0	0	0	0	0	0	0	0	0
14. Credit A&H (group and individual).....	0	0	0	0	0	0	0	0	0	0	0	0
15.1 Collectively renewable A&H (b).....	0	0	0	0	0	0	0	0	0	0	0	0
15.2 Non-cancelable A&H (b).....	0	0	0	0	0	0	0	0	0	0	0	0
15.3 Guaranteed renewable A&H (b).....	0	0	0	0	0	0	0	0	0	0	0	0
15.4 Non-renewable for stated reasons only (b).....	0	0	0	0	0	0	0	0	0	0	0	0
15.5 Other accident only.....	0	0	0	0	0	0	0	0	0	0	0	0
15.6 Medicare Title XVIII exempt from state taxes or fees.....	0	0	0	0	0	0	0	0	0	0	0	0
15.7 All other A&H (b).....	0	0	0	0	0	0	0	0	0	0	0	0
15.8 Federal employees health benefits plan premium.....	0	0	0	0	0	0	0	0	0	0	0	0
16. Workers' compensation.....	0	0	0	0	0	0	0	0	0	0	0	0
17.1 Other liability-occurrence.....	0	0	0	0	0	0	0	0	0	0	0	0
17.2 Other liability-claims-made.....	0	0	0	0	0	0	0	0	0	0	0	0
17.3 Excess workers' compensation.....	0	0	0	0	0	0	0	0	0	0	0	0
18. Products liability.....	0	0	0	0	0	0	0	0	0	0	0	0
19.1 Private passenger auto no-fault (personal injury protection).....	0	0	0	0	0	0	0	0	0	0	0	0
19.2 Other private passenger auto liability.....	1,266,604	1,267,837	690	505,505	272,797	569,584	757,609	413	26,981	60,191	60,850	26,966
19.3 Commercial auto no-fault (personal injury protection).....	0	0	0	0	0	0	0	0	0	0	0	0
19.4 Other commercial auto liability.....	0	0	0	0	0	0	0	0	0	0	0	0
21.1 Private passenger auto physical damage.....	1,378,104	1,363,753	750	552,222	621,357	634,182	35,265	1,322	1,001	(206)	65,915	29,351
21.2 Commercial auto physical damage.....	0	0	0	0	0	0	0	0	0	0	0	0
22. Aircraft (all perils).....	0	0	0	0	0	0	0	0	0	0	0	0
23. Fidelity.....	0	0	0	0	0	0	0	0	0	0	0	0
24. Surety.....	0	0	0	0	0	0	0	0	0	0	0	0
26. Burglary and theft.....	0	0	0	0	0	0	0	0	0	0	0	0
27. Boiler and machinery.....	0	0	0	0	0	0	0	0	0	0	0	0
28. Credit.....	0	0	0	0	0	0	0	0	0	0	0	0
30. Warranty.....	0	0	0	0	0	0	0	0	0	0	0	0
34. Aggregate write-ins for other lines of business.....	0	0	0	0	0	0	0	0	0	0	0	0
35. TOTALS (a).....	3,922,418	3,913,852	2,310	1,743,233	1,631,542	2,087,350	1,043,877	1,735	31,551	66,879	196,260	83,525

**DETAILS OF WRITE-INS**

3401. MISCELLANEOUS.....	0	0	0	0	0	0	0	0	0	0	0	0
3402. ....	0	0	0	0	0	0	0	0	0	0	0	0
3403. ....	0	0	0	0	0	0	0	0	0	0	0	0
3498. Summary of remaining write-ins for Line 34 from overflow page.....	0	0	0	0	0	0	0	0	0	0	0	0
3499. TOTALS (Lines 3401 through 3403 plus 3498) (Line 34 above).....	0	0	0	0	0	0	0	0	0	0	0	0

(a) Finance and service charges not included in Lines 1 to 35 \$ ....14,636.

(b) For health business on indicated lines report: Number of persons insured under PPO managed care products.....0 and number of persons insured under indemnity only products.....0.

**EXHIBIT OF PREMIUMS AND LOSSES (Statutory Page 14)**



NAIC Group Code.....241 NAIC Company Code....34339

BUSINESS IN THE STATE OF WASHINGTON DURING THE YEAR

Line of Business	Gross Premiums, Including Policy and Membership Fees, Less Return Premiums and Premiums on Policies not Taken		3 Dividends Paid or Credited to Policyholders on Direct Business	4 Direct Unearned Premium Reserves	5 Direct Losses Paid (deducting salvage)	6 Direct Losses Incurred	7 Direct Losses Unpaid	8 Direct Defense and Cost Containment Expense Paid	9 Direct Defense and Cost Containment Expense Incurred	10 Direct Defense and Cost Containment Expense Unpaid	11 Commissions and Brokerage Expenses	12 Taxes, Licenses and Fees
	1 Direct Premiums Written	2 Direct Premiums Earned										
1. Fire.....	0	0	0	0	0	0	0	0	0	0	0	0
2.1 Allied lines.....	0	0	0	0	0	0	0	0	0	0	0	0
2.2 Multiple peril crop.....	0	0	0	0	0	0	0	0	0	0	0	0
2.3 Federal flood.....	0	0	0	0	0	0	0	0	0	0	0	0
2.4 Private crop.....	0	0	0	0	0	0	0	0	0	0	0	0
2.5 Private flood.....	0	0	0	0	0	0	0	0	0	0	0	0
3. Farmowners multiple peril.....	0	0	0	0	0	0	0	0	0	0	0	0
4. Homeowners multiple peril.....	7,406,489	7,453,303	3,186	3,929,617	3,337,535	3,276,563	802,358	57,677	58,076	37,331	296,401	153,165
5.1 Commercial multiple peril (non-liability portion).....	0	0	0	0	0	0	0	0	0	0	0	0
5.2 Commercial multiple peril (liability portion).....	0	0	0	0	0	0	0	0	0	0	0	0
6. Mortgage guaranty.....	0	0	0	0	0	0	0	0	0	0	0	0
8. Ocean marine.....	0	0	0	0	0	0	0	0	0	0	0	0
9. Inland marine.....	152,918	167,387	0	80,709	41,410	46,048	9,992	0	81	326	5,992	3,159
10. Financial guaranty.....	0	0	0	0	0	0	0	0	0	0	0	0
11. Medical professional liability.....	0	0	0	0	0	0	0	0	0	0	0	0
12. Earthquake.....	572,697	609,391	0	294,509	0	1,704	34,869	0	534	1,148	22,966	11,834
13. Group accident and health (b).....	0	0	0	0	0	0	0	0	0	0	0	0
14. Credit A&H (group and individual).....	0	0	0	0	0	0	0	0	0	0	0	0
15.1 Collectively renewable A&H (b).....	0	0	0	0	0	0	0	0	0	0	0	0
15.2 Non-cancelable A&H (b).....	0	0	0	0	0	0	0	0	0	0	0	0
15.3 Guaranteed renewable A&H (b).....	0	0	0	0	0	0	0	0	0	0	0	0
15.4 Non-renewable for stated reasons only (b).....	0	0	0	0	0	0	0	0	0	0	0	0
15.5 Other accident only.....	0	0	0	0	0	0	0	0	0	0	0	0
15.6 Medicare Title XVIII exempt from state taxes or fees.....	0	0	0	0	0	0	0	0	0	0	0	0
15.7 All other A&H (b).....	0	0	0	0	0	0	0	0	0	0	0	0
15.8 Federal employees health benefits plan premium.....	0	0	0	0	0	0	0	0	0	0	0	0
16. Workers' compensation.....	0	0	0	0	0	0	0	0	0	0	0	0
17.1 Other liability-occurrence.....	0	0	0	0	0	0	0	0	0	0	0	0
17.2 Other liability-claims-made.....	0	0	0	0	0	0	0	0	0	0	0	0
17.3 Excess workers' compensation.....	0	0	0	0	0	0	0	0	0	0	0	0
18. Products liability.....	0	0	0	0	0	0	0	0	0	0	0	0
19.1 Private passenger auto no-fault (personal injury protection).....	1,800,125	1,792,808	607	794,508	1,639,998	1,767,453	355,430	2,819	14,521	72,229	88,072	37,211
19.2 Other private passenger auto liability.....	15,170,905	15,441,258	5,113	6,668,583	11,195,806	9,382,350	12,466,174	522,834	361,857	1,050,328	750,938	313,773
19.3 Commercial auto no-fault (personal injury protection).....	0	0	0	0	0	0	0	0	0	0	0	0
19.4 Other commercial auto liability.....	0	0	0	0	0	0	0	0	0	0	0	0
21.1 Private passenger auto physical damage.....	8,792,713	9,587,274	2,963	3,702,223	5,427,231	5,290,241	(167,230)	17,644	24,984	10,962	434,811	181,765
21.2 Commercial auto physical damage.....	0	0	0	0	0	0	0	0	0	0	0	0
22. Aircraft (all perils).....	0	0	0	0	0	0	0	0	0	0	0	0
23. Fidelity.....	0	0	0	0	0	0	0	0	0	0	0	0
24. Surety.....	0	0	0	0	0	0	0	0	0	0	0	0
26. Burglary and theft.....	0	0	0	0	0	0	0	0	0	0	0	0
27. Boiler and machinery.....	0	0	0	0	0	0	0	0	0	0	0	0
28. Credit.....	0	0	0	0	0	0	0	0	0	0	0	0
30. Warranty.....	0	0	0	0	0	0	0	0	0	0	0	0
34. Aggregate write-ins for other lines of business.....	0	0	0	0	0	0	0	0	0	0	0	0
35. TOTALS (a).....	33,895,847	35,051,421	11,869	15,470,149	21,641,980	19,764,359	13,501,593	600,974	460,053	1,172,324	1,599,180	700,907

**DETAILS OF WRITE-INS**

3401. MISCELLANEOUS.....	0	0	0	0	0	0	0	0	0	0	0	0
3402. ....	0	0	0	0	0	0	0	0	0	0	0	0
3403. ....	0	0	0	0	0	0	0	0	0	0	0	0
3498. Summary of remaining write-ins for Line 34 from overflow page.....	0	0	0	0	0	0	0	0	0	0	0	0
3499. TOTALS (Lines 3401 through 3403 plus 3498) (Line 34 above).....	0	0	0	0	0	0	0	0	0	0	0	0

(a) Finance and service charges not included in Lines 1 to 35 \$.....0.

(b) For health business on indicated lines report: Number of persons insured under PPO managed care products.....0 and number of persons insured under indemnity only products.....0.

19.WA

**EXHIBIT OF PREMIUMS AND LOSSES (Statutory Page 14)**



NAIC Group Code.....241 NAIC Company Code....34339

BUSINESS IN THE STATE OF WISCONSIN DURING THE YEAR

19.WI

Line of Business	Gross Premiums, Including Policy and Membership Fees, Less Return Premiums and Premiums on Policies not Taken		3 Dividends Paid or Credited to Policyholders on Direct Business	4 Direct Unearned Premium Reserves	5 Direct Losses Paid (deducting salvage)	6 Direct Losses Incurred	7 Direct Losses Unpaid	8 Direct Defense and Cost Containment Expense Paid	9 Direct Defense and Cost Containment Expense Incurred	10 Direct Defense and Cost Containment Expense Unpaid	11 Commissions and Brokerage Expenses	12 Taxes, Licenses and Fees
	1 Direct Premiums Written	2 Direct Premiums Earned										
1. Fire.....	0	0	0	0	0	0	0	0	0	0	0	0
2.1 Allied lines.....	0	0	0	0	0	0	0	0	0	0	0	0
2.2 Multiple peril crop.....	0	0	0	0	0	0	0	0	0	0	0	0
2.3 Federal flood.....	0	0	0	0	0	0	0	0	0	0	0	0
2.4 Private crop.....	0	0	0	0	0	0	0	0	0	0	0	0
2.5 Private flood.....	0	0	0	0	0	0	0	0	0	0	0	0
3. Farmowners multiple peril.....	0	0	0	0	0	0	0	0	0	0	0	0
4. Homeowners multiple peril.....	0	0	0	0	0	0	0	0	0	0	0	0
5.1 Commercial multiple peril (non-liability portion).....	0	0	0	0	0	0	0	0	0	0	0	0
5.2 Commercial multiple peril (liability portion).....	0	0	0	0	0	0	0	0	0	0	0	0
6. Mortgage guaranty.....	0	0	0	0	0	0	0	0	0	0	0	0
8. Ocean marine.....	0	0	0	0	0	0	0	0	0	0	0	0
9. Inland marine.....	0	0	0	0	0	0	0	0	0	0	0	0
10. Financial guaranty.....	0	0	0	0	0	0	0	0	0	0	0	0
11. Medical professional liability.....	0	0	0	0	0	0	0	0	0	0	0	0
12. Earthquake.....	0	0	0	0	0	0	0	0	0	0	0	0
13. Group accident and health (b).....	0	0	0	0	0	0	0	0	0	0	0	0
14. Credit A&H (group and individual).....	0	0	0	0	0	0	0	0	0	0	0	0
15.1 Collectively renewable A&H (b).....	0	0	0	0	0	0	0	0	0	0	0	0
15.2 Non-cancelable A&H (b).....	0	0	0	0	0	0	0	0	0	0	0	0
15.3 Guaranteed renewable A&H (b).....	0	0	0	0	0	0	0	0	0	0	0	0
15.4 Non-renewable for stated reasons only (b).....	0	0	0	0	0	0	0	0	0	0	0	0
15.5 Other accident only.....	0	0	0	0	0	0	0	0	0	0	0	0
15.6 Medicare Title XVIII exempt from state taxes or fees.....	0	0	0	0	0	0	0	0	0	0	0	0
15.7 All other A&H (b).....	0	0	0	0	0	0	0	0	0	0	0	0
15.8 Federal employees health benefits plan premium.....	0	0	0	0	0	0	0	0	0	0	0	0
16. Workers' compensation.....	0	0	0	0	0	0	0	0	0	0	0	0
17.1 Other liability-occurrence.....	0	0	0	0	0	0	0	0	0	0	0	0
17.2 Other liability-claims-made.....	0	0	0	0	0	0	0	0	0	0	0	0
17.3 Excess workers' compensation.....	0	0	0	0	0	0	0	0	0	0	0	0
18. Products liability.....	0	0	0	0	0	0	0	0	0	0	0	0
19.1 Private passenger auto no-fault (personal injury protection).....	0	0	0	0	0	0	0	0	0	0	0	0
19.2 Other private passenger auto liability.....	7,390,829	7,308,584	1,367	3,178,532	5,180,008	4,417,815	7,849,770	272,937	212,714	655,435	315,437	145,531
19.3 Commercial auto no-fault (personal injury protection).....	0	0	0	0	0	0	0	0	0	0	0	0
19.4 Other commercial auto liability.....	0	0	0	0	0	0	0	0	0	0	0	0
21.1 Private passenger auto physical damage.....	7,342,978	7,376,920	1,358	3,109,448	4,320,080	4,218,013	(40,482)	4,578	7,892	5,599	323,745	144,640
21.2 Commercial auto physical damage.....	0	0	0	0	0	0	0	0	0	0	0	0
22. Aircraft (all perils).....	0	0	0	0	0	0	0	0	0	0	0	0
23. Fidelity.....	0	0	0	0	0	0	0	0	0	0	0	0
24. Surety.....	0	0	0	0	0	0	0	0	0	0	0	0
26. Burglary and theft.....	0	0	0	0	0	0	0	0	0	0	0	0
27. Boiler and machinery.....	0	0	0	0	0	0	0	0	0	0	0	0
28. Credit.....	0	0	0	0	0	0	0	0	0	0	0	0
30. Warranty.....	0	0	0	0	0	0	0	0	0	0	0	0
34. Aggregate write-ins for other lines of business.....	0	0	0	0	0	0	0	0	0	0	0	0
35. TOTALS (a).....	14,733,807	14,685,504	2,725	6,287,980	9,500,088	8,635,828	7,809,288	277,515	220,606	661,034	639,182	290,171

**DETAILS OF WRITE-INS**

3401. MISCELLANEOUS.....	0	0	0	0	0	0	0	0	0	0	0	0
3402. ....	0	0	0	0	0	0	0	0	0	0	0	0
3403. ....	0	0	0	0	0	0	0	0	0	0	0	0
3498. Summary of remaining write-ins for Line 34 from overflow page.....	0	0	0	0	0	0	0	0	0	0	0	0
3499. TOTALS (Lines 3401 through 3403 plus 3498) (Line 34 above).....	0	0	0	0	0	0	0	0	0	0	0	0

(a) Finance and service charges not included in Lines 1 to 35 \$...23,276.

(b) For health business on indicated lines report: Number of persons insured under PPO managed care products.....0 and number of persons insured under indemnity only products.....0.

**EXHIBIT OF PREMIUMS AND LOSSES (Statutory Page 14)**



NAIC Group Code.....241 NAIC Company Code....34339

BUSINESS IN THE STATE OF WEST VIRGINIA DURING THE YEAR

19.WV

Line of Business	Gross Premiums, Including Policy and Membership Fees, Less Return Premiums and Premiums on Policies not Taken		3 Dividends Paid or Credited to Policyholders on Direct Business	4 Direct Unearned Premium Reserves	5 Direct Losses Paid (deducting salvage)	6 Direct Losses Incurred	7 Direct Losses Unpaid	8 Direct Defense and Cost Containment Expense Paid	9 Direct Defense and Cost Containment Expense Incurred	10 Direct Defense and Cost Containment Expense Unpaid	11 Commissions and Brokerage Expenses	12 Taxes, Licenses and Fees
	1 Direct Premiums Written	2 Direct Premiums Earned										
1. Fire.....	0	0	0	0	0	0	0	0	0	0	0	0
2.1 Allied lines.....	0	0	0	0	0	0	0	0	0	0	0	0
2.2 Multiple peril crop.....	0	0	0	0	0	0	0	0	0	0	0	0
2.3 Federal flood.....	0	0	0	0	0	0	0	0	0	0	0	0
2.4 Private crop.....	0	0	0	0	0	0	0	0	0	0	0	0
2.5 Private flood.....	0	0	0	0	0	0	0	0	0	0	0	0
3. Farmowners multiple peril.....	0	0	0	0	0	0	0	0	0	0	0	0
4. Homeowners multiple peril.....	0	0	0	0	0	0	0	0	0	0	0	0
5.1 Commercial multiple peril (non-liability portion).....	0	0	0	0	0	0	0	0	0	0	0	0
5.2 Commercial multiple peril (liability portion).....	0	0	0	0	0	0	0	0	0	0	0	0
6. Mortgage guaranty.....	0	0	0	0	0	0	0	0	0	0	0	0
8. Ocean marine.....	0	0	0	0	0	0	0	0	0	0	0	0
9. Inland marine.....	0	0	0	0	0	0	0	0	0	0	0	0
10. Financial guaranty.....	0	0	0	0	0	0	0	0	0	0	0	0
11. Medical professional liability.....	0	0	0	0	0	0	0	0	0	0	0	0
12. Earthquake.....	0	0	0	0	0	0	0	0	0	0	0	0
13. Group accident and health (b).....	0	0	0	0	0	0	0	0	0	0	0	0
14. Credit A&H (group and individual).....	0	0	0	0	0	0	0	0	0	0	0	0
15.1 Collectively renewable A&H (b).....	0	0	0	0	0	0	0	0	0	0	0	0
15.2 Non-cancelable A&H (b).....	0	0	0	0	0	0	0	0	0	0	0	0
15.3 Guaranteed renewable A&H (b).....	0	0	0	0	0	0	0	0	0	0	0	0
15.4 Non-renewable for stated reasons only (b).....	0	0	0	0	0	0	0	0	0	0	0	0
15.5 Other accident only.....	0	0	0	0	0	0	0	0	0	0	0	0
15.6 Medicare Title XVIII exempt from state taxes or fees.....	0	0	0	0	0	0	0	0	0	0	0	0
15.7 All other A&H (b).....	0	0	0	0	0	0	0	0	0	0	0	0
15.8 Federal employees health benefits plan premium.....	0	0	0	0	0	0	0	0	0	0	0	0
16. Workers' compensation.....	0	0	0	0	0	0	0	0	0	0	0	0
17.1 Other liability-occurrence.....	0	0	0	0	0	0	0	0	0	0	0	0
17.2 Other liability-claims-made.....	0	0	0	0	0	0	0	0	0	0	0	0
17.3 Excess workers' compensation.....	0	0	0	0	0	0	0	0	0	0	0	0
18. Products liability.....	0	0	0	0	0	0	0	0	0	0	0	0
19.1 Private passenger auto no-fault (personal injury protection).....	0	0	0	0	0	0	0	0	0	0	0	0
19.2 Other private passenger auto liability.....	0	0	0	0	0	0	0	0	0	0	0	0
19.3 Commercial auto no-fault (personal injury protection).....	0	0	0	0	0	0	0	0	0	0	0	0
19.4 Other commercial auto liability.....	0	0	0	0	0	0	0	0	0	0	0	0
21.1 Private passenger auto physical damage.....	0	0	0	0	0	0	0	0	0	0	0	0
21.2 Commercial auto physical damage.....	0	0	0	0	0	0	0	0	0	0	0	0
22. Aircraft (all perils).....	0	0	0	0	0	0	0	0	0	0	0	0
23. Fidelity.....	0	0	0	0	0	0	0	0	0	0	0	0
24. Surety.....	0	0	0	0	0	0	0	0	0	0	0	0
26. Burglary and theft.....	0	0	0	0	0	0	0	0	0	0	0	0
27. Boiler and machinery.....	0	0	0	0	0	0	0	0	0	0	0	0
28. Credit.....	0	0	0	0	0	0	0	0	0	0	0	0
30. Warranty.....	0	0	0	0	0	0	0	0	0	0	0	0
34. Aggregate write-ins for other lines of business.....	0	0	0	0	0	0	0	0	0	0	0	1,675
35. TOTALS (a).....	0	0	0	0	0	0	0	0	0	0	0	1,675

**DETAILS OF WRITE-INS**

3401. MISCELLANEOUS.....	0	0	0	0	0	0	0	0	0	0	0	1,675
3402. ....	0	0	0	0	0	0	0	0	0	0	0	0
3403. ....	0	0	0	0	0	0	0	0	0	0	0	0
3498. Summary of remaining write-ins for Line 34 from overflow page.....	0	0	0	0	0	0	0	0	0	0	0	0
3499. TOTALS (Lines 3401 through 3403 plus 3498) (Line 34 above).....	0	0	0	0	0	0	0	0	0	0	0	1,675

(a) Finance and service charges not included in Lines 1 to 35 \$.....0.

(b) For health business on indicated lines report: Number of persons insured under PPO managed care products.....0 and number of persons insured under indemnity only products.....0.

**EXHIBIT OF PREMIUMS AND LOSSES (Statutory Page 14)**



NAIC Group Code.....241 NAIC Company Code....34339

BUSINESS IN THE STATE OF WYOMING DURING THE YEAR

Line of Business	Gross Premiums, Including Policy and Membership Fees, Less Return Premiums and Premiums on Policies not Taken		3 Dividends Paid or Credited to Policyholders on Direct Business	4 Direct Unearned Premium Reserves	5 Direct Losses Paid (deducting salvage)	6 Direct Losses Incurred	7 Direct Losses Unpaid	8 Direct Defense and Cost Containment Expense Paid	9 Direct Defense and Cost Containment Expense Incurred	10 Direct Defense and Cost Containment Expense Unpaid	11 Commissions and Brokerage Expenses	12 Taxes, Licenses and Fees
	1 Direct Premiums Written	2 Direct Premiums Earned										
1. Fire.....	0	0	0	0	0	0	0	0	0	0	0	0
2.1 Allied lines.....	0	0	0	0	0	0	0	0	0	0	0	0
2.2 Multiple peril crop.....	0	0	0	0	0	0	0	0	0	0	0	0
2.3 Federal flood.....	0	0	0	0	0	0	0	0	0	0	0	0
2.4 Private crop.....	0	0	0	0	0	0	0	0	0	0	0	0
2.5 Private flood.....	0	0	0	0	0	0	0	0	0	0	0	0
3. Farmowners multiple peril.....	0	0	0	0	0	0	0	0	0	0	0	0
4. Homeowners multiple peril.....	0	0	0	0	0	0	0	0	0	0	0	0
5.1 Commercial multiple peril (non-liability portion).....	0	0	0	0	0	0	0	0	0	0	0	0
5.2 Commercial multiple peril (liability portion).....	0	0	0	0	0	0	0	0	0	0	0	0
6. Mortgage guaranty.....	0	0	0	0	0	0	0	0	0	0	0	0
8. Ocean marine.....	0	0	0	0	0	0	0	0	0	0	0	0
9. Inland marine.....	0	0	0	0	0	0	0	0	0	0	0	0
10. Financial guaranty.....	0	0	0	0	0	0	0	0	0	0	0	0
11. Medical professional liability.....	0	0	0	0	0	0	0	0	0	0	0	0
12. Earthquake.....	0	0	0	0	0	0	0	0	0	0	0	0
13. Group accident and health (b).....	0	0	0	0	0	0	0	0	0	0	0	0
14. Credit A&H (group and individual).....	0	0	0	0	0	0	0	0	0	0	0	0
15.1 Collectively renewable A&H (b).....	0	0	0	0	0	0	0	0	0	0	0	0
15.2 Non-cancelable A&H (b).....	0	0	0	0	0	0	0	0	0	0	0	0
15.3 Guaranteed renewable A&H (b).....	0	0	0	0	0	0	0	0	0	0	0	0
15.4 Non-renewable for stated reasons only (b).....	0	0	0	0	0	0	0	0	0	0	0	0
15.5 Other accident only.....	0	0	0	0	0	0	0	0	0	0	0	0
15.6 Medicare Title XVIII exempt from state taxes or fees.....	0	0	0	0	0	0	0	0	0	0	0	0
15.7 All other A&H (b).....	0	0	0	0	0	0	0	0	0	0	0	0
15.8 Federal employees health benefits plan premium.....	0	0	0	0	0	0	0	0	0	0	0	0
16. Workers' compensation.....	0	0	0	0	0	0	0	0	0	0	0	0
17.1 Other liability-occurrence.....	0	0	0	0	0	0	0	0	0	0	0	0
17.2 Other liability-claims-made.....	0	0	0	0	0	0	0	0	0	0	0	0
17.3 Excess workers' compensation.....	0	0	0	0	0	0	0	0	0	0	0	0
18. Products liability.....	0	0	0	0	0	0	0	0	0	0	0	0
19.1 Private passenger auto no-fault (personal injury protection).....	0	0	0	0	0	0	0	0	0	0	0	0
19.2 Other private passenger auto liability.....	0	0	0	0	0	0	0	0	0	0	0	0
19.3 Commercial auto no-fault (personal injury protection).....	0	0	0	0	0	0	0	0	0	0	0	0
19.4 Other commercial auto liability.....	0	0	0	0	0	0	0	0	0	0	0	0
21.1 Private passenger auto physical damage.....	0	0	0	0	0	0	0	0	0	0	0	0
21.2 Commercial auto physical damage.....	0	0	0	0	0	0	0	0	0	0	0	0
22. Aircraft (all perils).....	0	0	0	0	0	0	0	0	0	0	0	0
23. Fidelity.....	0	0	0	0	0	0	0	0	0	0	0	0
24. Surety.....	0	0	0	0	0	0	0	0	0	0	0	0
26. Burglary and theft.....	0	0	0	0	0	0	0	0	0	0	0	0
27. Boiler and machinery.....	0	0	0	0	0	0	0	0	0	0	0	0
28. Credit.....	0	0	0	0	0	0	0	0	0	0	0	0
30. Warranty.....	0	0	0	0	0	0	0	0	0	0	0	0
34. Aggregate write-ins for other lines of business.....	0	0	0	0	0	0	0	0	0	0	0	0
35. TOTALS (a).....	0	0	0	0	0	0	0	0	0	0	0	0

**DETAILS OF WRITE-INS**

3401. MISCELLANEOUS.....	0	0	0	0	0	0	0	0	0	0	0	0
3402. ....	0	0	0	0	0	0	0	0	0	0	0	0
3403. ....	0	0	0	0	0	0	0	0	0	0	0	0
3498. Summary of remaining write-ins for Line 34 from overflow page.....	0	0	0	0	0	0	0	0	0	0	0	0
3499. TOTALS (Lines 3401 through 3403 plus 3498) (Line 34 above).....	0	0	0	0	0	0	0	0	0	0	0	0

(a) Finance and service charges not included in Lines 1 to 35 \$.....0.

(b) For health business on indicated lines report: Number of persons insured under PPO managed care products.....0 and number of persons insured under indemnity only products.....0.

19.WY

**SCHEDULE F - PART 1**

Assumed Reinsurance as of December 31, Current Year (\$000 Omitted)

1 ID Number	2 NAIC Company Code	3 Name of Reinsured	4 Domiciliary Jurisdiction	5 Assumed Premium	Reinsurance On			9 Contingent Commissions Payable	10 Assumed Premiums Receivable	11 Unearned Premium	12 Funds Held by or Deposited With Reinsured Companies	13 Letters of Credit Posted	14 Amount of Assets Pledged or Compensating Balances to Secure Letters of Credit	15 Amount of Assets Pledged or Collateral Held in Trust
					6 Paid Losses and Loss Adjustment Expenses	7 Known Case Losses and LAE	8 Cols. 6 + 7							
<b>Other U. S. Unaffiliated Insurers</b>														
95-3187355..	35300.....	Allianz Global Risks Us Insurance Company.....	IL.....	.....0	.....0	.....1,071	.....1,071	.....0	.....0	.....0	.....0	.....0	.....0	.....0
36-0719665..	19232.....	Allstate Insurance Company.....	IL.....	.....0	.....0	.....1,332	.....1,332	.....0	.....0	.....0	.....0	.....0	.....0	.....0
13-5124990..	19380.....	American Home Assurance Company.....	NY.....	.....0	.....91	.....964	.....1,055	.....0	.....0	.....0	.....0	.....0	.....0	.....0
38-1869912..	19488.....	Amerisure Insurance Company.....	MI.....	.....0	.....0	.....124	.....124	.....0	.....0	.....0	.....0	.....0	.....0	.....0
13-5358230..	24678.....	Arrowood Indemnity Company.....	DE.....	.....0	.....0	.....458	.....458	.....0	.....0	.....0	.....0	.....0	.....0	.....0
23-1502700..	21970.....	Bedivere Insurance Company.....	PA.....	.....0	.....0	.....694	.....694	.....0	.....0	.....0	.....0	.....0	.....0	.....0
22-2405591..	41386.....	Chubb Insurance Company Of N.....	NJ.....	.....0	.....1	.....470	.....470	.....0	.....0	.....0	.....0	.....0	.....0	.....0
36-2114545..	20443.....	Continental Casualty Company.....	IL.....	.....0	.....0	.....1,427	.....1,427	.....0	.....4	.....0	.....0	.....0	.....0	.....0
13-5010440..	35289.....	Continental Insurance Company.....	PA.....	.....0	.....2	.....709	.....711	.....0	.....0	.....0	.....0	.....0	.....0	.....0
22-2464174..	42471.....	Crum & Forster Insurance Company.....	NJ.....	.....0	.....(0)	.....1,307	.....1,307	.....0	.....0	.....0	.....0	.....0	.....0	.....0
39-0264050..	21458.....	Employers Insurance Of Wausau, A Mutual Company.....	WI.....	.....0	.....0	.....131	.....131	.....0	.....(0)	.....0	.....0	.....0	.....0	.....0
22-2005057..	26921.....	Everest Reinsurance Company.....	DE.....	.....0	.....190	.....1,660	.....1,850	.....0	.....0	.....0	.....0	.....0	.....0	.....0
94-1032958..	21040.....	Fremont Indemnity Company.....	CA.....	.....0	.....0	.....167	.....167	.....0	.....0	.....0	.....0	.....0	.....0	.....0
13-2673100..	22039.....	General Reinsurance Corporation.....	DE.....	.....0	.....0	.....167	.....167	.....0	.....0	.....0	.....0	.....0	.....0	.....0
13-5009848..	21032.....	Global Reinsurance Corpation Of America.....	NY.....	.....0	.....156	.....312	.....468	.....0	.....0	.....0	.....0	.....0	.....0	.....0
53-0075853..	22063.....	Government Employees Insuran.....	MD.....	.....0	.....(1)	.....206	.....205	.....0	.....0	.....0	.....0	.....0	.....0	.....0
02-0140690..	23809.....	Granite State Insurance Company.....	IL.....	.....0	.....0	.....4,771	.....4,771	.....0	.....0	.....0	.....0	.....0	.....0	.....0
13-5129825..	22292.....	Hanover Insurance Companies.....	NH.....	.....3	.....(3)	.....106	.....103	.....0	.....0	.....0	.....0	.....0	.....0	.....0
06-0383030..	22357.....	Hartford Accident And Indemnity Company.....	CT.....	.....0	.....0	.....171	.....171	.....0	.....0	.....0	.....0	.....0	.....0	.....0
02-0308052..	22527.....	Home Insurance Company, The.....	NH.....	.....0	.....(74)	.....875	.....801	.....0	.....10	.....0	.....0	.....0	.....0	.....0
23-0723970..	22713.....	Insurance Company Of North America.....	PA.....	.....0	.....0	.....292	.....292	.....0	.....0	.....0	.....0	.....0	.....0	.....0
95-2769232..	27847.....	Insurance Company Of The West.....	CA.....	.....0	.....0	.....734	.....734	.....0	.....0	.....0	.....0	.....0	.....0	.....0
13-5339725..	18341.....	Insurance Corporation Of New York.....	NY.....	.....0	.....0	.....173	.....173	.....0	.....0	.....0	.....0	.....0	.....0	.....0
30-0875959..	20621.....	Lamorak Ins Co.....	PA.....	.....0	.....0	.....861	.....861	.....0	.....0	.....0	.....0	.....0	.....0	.....0
25-1149494..	19437.....	Lexington Insurance Company.....	DE.....	.....0	.....0	.....556	.....556	.....0	.....0	.....0	.....0	.....0	.....0	.....0
04-1543470..	23043.....	Liberty Mutual Insurance Company.....	MA.....	.....0	.....(2)	.....225	.....223	.....0	.....0	.....0	.....0	.....0	.....0	.....0
36-1475332..	20451.....	Mid States Reinsurance Corporation.....	IL.....	.....0	.....0	.....1,153	.....1,153	.....0	.....0	.....0	.....0	.....0	.....0	.....0
13-4924125..	10227.....	Munich Reins Amer Inc.....	DE.....	.....0	.....0	.....293	.....293	.....0	.....0	.....0	.....0	.....0	.....0	.....0
36-2704643..	21881.....	National Surety Corporation.....	IL.....	.....0	.....0	.....1,324	.....1,324	.....0	.....0	.....0	.....0	.....0	.....0	.....0
25-0687550..	19445.....	National Union Fire Ins Co Of Pitts.....	PA.....	.....0	.....0	.....1,563	.....1,563	.....0	.....0	.....0	.....0	.....0	.....0	.....0
31-4177100..	23787.....	Nationwide Mutual Insurance Company.....	OH.....	.....0	.....0	.....358	.....358	.....0	.....0	.....0	.....0	.....0	.....0	.....0
47-0444314..	20265.....	Protective Natl Ins Co Of Omaha.....	NE.....	.....0	.....0	.....145	.....145	.....0	.....0	.....0	.....0	.....0	.....0	.....0
23-1641984..	10219.....	Qbe Reinsurance Corporation.....	PA.....	.....0	.....(0)	.....153	.....153	.....0	.....0	.....0	.....0	.....0	.....0	.....0
23-1740414..	22705.....	R & Q Reinsurance.....	PA.....	.....0	.....144	.....1,206	.....1,349	.....0	.....7	.....0	.....0	.....0	.....0	.....0
94-1517098..	25534.....	TIG Insurance Company.....	CA.....	.....0	.....894	.....157	.....1,051	.....0	.....0	.....0	.....0	.....0	.....0	.....0
06-0566050..	25658.....	Travelers Indemnity Company.....	CT.....	.....0	.....0	.....1,362	.....1,362	.....0	.....(0)	.....0	.....0	.....0	.....0	.....0
52-0515280..	25887.....	United States Fidelity And Guaranty Co.....	CT.....	.....0	.....0	.....165	.....165	.....0	.....0	.....0	.....0	.....0	.....0	.....0
15-0476880..	25976.....	Utica Mutual Insurance Company.....	NY.....	.....0	.....0	.....438	.....438	.....0	.....0	.....0	.....0	.....0	.....0	.....0

**Metropolitan Group Property and Casualty Insurance Company**

**SCHEDULE F - PART 1**

Assumed Reinsurance as of December 31, Current Year (\$000 Omitted)

1 ID Number	2 NAIC Company Code	3 Name of Reinsured	4 Domiciliary Jurisdiction	5 Assumed Premium	Reinsurance On			9 Contingent Commissions Payable	10 Assumed Premiums Receivable	11 Unearned Premium	12 Funds Held by or Deposited With Reinsured Companies	13 Letters of Credit Posted	14 Amount of Assets Pledged or Compensating Balances to Secure Letters of Credit	15 Amount of Assets Pledged or Collateral Held in Trust
					6 Paid Losses and Loss Adjustment Expenses	7 Known Case Losses and LAE	8 Cols. 6 + 7							
48-0921045..	39845.....	Westport Insurance Corporation.....	MO.....	.....0	.....0	.....920	.....920	.....0	.....0	.....0	.....0	.....0	.....0	.....0
0999998.		Other U. S. Unaffiliated Insurers for which the total of column 8 is less than \$100,000.....		.....3	.....(7)	.....811	.....804	.....0	.....1,931	.....0	.....0	.....0	.....0	.....0
0999999.		Other U. S. Unaffiliated Insurers.....		.....7	.....1,390	.....30,009	.....31,399	.....0	.....1,951	.....0	.....0	.....0	.....0	.....0
<b>Pools and Associations - Voluntary Pools</b>														
AA-9995004.	00000.....	American Excess Insurance Association.....	VT.....	.....0	.....0	.....1,960	.....1,960	.....0	.....0	.....0	.....0	.....0	.....0	.....0
AA-9995022.	00000.....	Excess and Casualty Reinsurance Association.....	NY.....	.....0	.....0	.....4,849	.....4,849	.....0	.....0	.....0	.....0	.....0	.....0	.....0
1199998.		Pools and Associations for which the total of column 8 is less than \$100,000-Voluntary.....		.....0	.....2	.....45	.....46	.....0	.....1	.....0	.....74	.....0	.....0	.....0
1199999.		Pools and Associations - Voluntary Pools.....		.....0	.....2	.....6,854	.....6,856	.....0	.....1	.....0	.....74	.....0	.....0	.....0
1299999.		Total Pools and Associations.....		.....0	.....2	.....6,854	.....6,856	.....0	.....1	.....0	.....74	.....0	.....0	.....0
<b>Other Non-U. S. Insurers</b>														
1399998.		Other Non-U. S. Insurers for which the total of column 8 is less than \$100,000.....		.....0	.....(0)	.....0	.....(0)	.....0	.....(0)	.....0	.....0	.....0	.....0	.....0
1399999.		Other Non-U. S. Insurers.....		.....0	.....(0)	.....0	.....(0)	.....0	.....(0)	.....0	.....0	.....0	.....0	.....0
9999999.		Totals.....		.....7	.....1,392	.....36,863	.....38,255	.....0	.....1,952	.....0	.....74	.....0	.....0	.....0

## SCHEDULE F - PART 2

Premium Portfolio Reinsurance Effected or (Canceled) during Current Year

1 ID Number	2 NAIC Company Code	3 Name of Company	4 Date of Contract	5 Original Premium	6 Reinsurance Premium
-------------------	------------------------------	----------------------	-----------------------	-----------------------	--------------------------

**NONE**



**SCHEDULE F - PART 3**

Ceded Reinsurance as of December 31, Current Year (\$000 Omitted)

1 ID Number	2 NAIC Company Code	3 Name of Reinsurer	4 Domiciliary Jurisdiction	5 Special Code	6 Reinsurance Premiums Ceded	Reinsurance Recoverable on										Reinsurance Payable		18 Net Amount Recoverable From Reinsurers Col. 15-[16+17]	19 Funds Held By Company Under Reinsurance Treaties
						7 Paid Losses	8 Paid LAE	9 Known Case Loss Reserves	10 Known Case LAE Reserves	11 IBNR Loss Reserves	12 IBNR LAE Reserves	13 Unearned Premiums	14 Contingent Commissions	15 Cols. 7 through 14 Totals	16 Ceded Balances Payable	17 Other Amounts Due to Reinsurers			
<b>Authorized Affiliates-U.S. Non-Pool - Other</b>																			
13-2725441	26298...	Metropolitan Property and Casualty Insurance Company.....	RI.....		756,414	0	0	287,508	28,894	27,352	3,612	338,073	304	685,743	295,674	0	390,069	0	
0399999	Total Authorized Affiliates - U.S. Non-Pool - Other.....				756,414	0	0	287,508	28,894	27,352	3,612	338,073	304	685,743	295,674	0	390,069	0	
0499999	Total Authorized Affiliates - U.S. Non-Pool - Total.....				756,414	0	0	287,508	28,894	27,352	3,612	338,073	304	685,743	295,674	0	390,069	0	
0899999	Total Authorized Affiliates.....				756,414	0	0	287,508	28,894	27,352	3,612	338,073	304	685,743	295,674	0	390,069	0	
<b>Authorized Other U.S. Unaffiliated Insurers</b>																			
13-5358230	24678...	Arrowood Indemnity Company.....	DE.....		0	0	0	48	6	25	3	0	0	82	0	0	82	0	
23-1502700	21970...	Bedivere Insurance Company.....	PA.....		0	123	0	78	9	36	4	0	0	250	0	0	250	0	
51-0400307	10391...	Berkshire Hathaway Direct Ins Co.....	NE.....		0	243	0	156	19	55	7	0	0	479	0	0	479	0	
39-0264050	21458...	Employers Ins Of Wausau A Mut Co.....	WI.....		0	4	0	165	20	81	10	0	0	279	0	0	279	0	
05-0316605	21482...	Factory Mutual Insurance Co.....	RI.....		0	0	0	101	12	46	6	0	0	166	0	0	166	0	
06-1325038	39136...	Finial Reinsurance Co.....	CT.....		0	0	0	0	0	15	2	0	0	17	(1)	0	18	9	
02-0308052	22527...	Home Insurance Company.....	NH.....		0	2,736	0	321	39	136	16	0	0	3,248	0	0	3,248	0	
13-5339725	18341...	Insurance Corporation Of New York.....	NY.....		0	315	0	36	4	16	2	0	0	373	0	0	373	0	
04-1543470	23043...	Liberty Mutual Insurance Company.....	MA.....		0	117	0	94	11	63	8	0	0	293	0	0	293	0	
04-2482364	16187...	Metromile Insurance Company.....	DE.....		0	1	0	33	4	12	2	0	0	51	0	0	51	0	
13-3467153	22551...	Mitsui Sumitomo Ins Usa Inc.....	NY.....		0	0	0	19	2	9	1	0	0	31	0	0	31	0	
38-0865250	11991...	National Casualty Company.....	OH.....		0	0	0	17	2	8	1	0	0	28	0	0	28	0	
04-2177185	21830...	New England Insurance Company.....	CT.....		0	462	0	1,310	159	619	75	0	0	2,626	0	0	2,626	0	
39-0509630	23914...	Northwestern Natl Ins Co Wi.....	WI.....		0	121	0	23	3	5	1	0	0	152	0	0	152	0	
13-1188550	15059...	Public Service Mutual Ins Co.....	IL.....		0	53	0	27	3	6	1	0	0	91	0	0	91	0	
23-1740414	22705...	R & Q Reinsurance.....	PA.....		0	0	0	111	13	47	6	0	0	177	0	0	177	0	
23-0580680	24457...	Reliance National Ins Co In Liquidation.....	PA.....		0	56	0	11	1	2	0	0	0	71	0	0	71	0	
39-0333950	24988...	Sentry Ins A Mutual Co.....	WI.....		0	0	0	24	3	10	1	0	0	38	0	0	38	0	
13-2997499	38776...	Sirius America Insurance Company.....	NY.....		0	133	0	216	26	99	12	0	0	487	0	0	487	0	
13-2554270	11126...	Sompo Japan Ins Co Of America.....	NY.....		0	9	0	0	0	0	0	0	0	9	0	0	9	0	
75-1670124	38318...	Starr Indemnity & Liability Company.....	TX.....		0	85	0	39	5	18	2	0	0	149	0	0	149	0	
13-1675535	25364...	Swiss Reinsurance America.....	NY.....		0	0	0	267	32	122	15	0	0	436	0	0	436	0	
94-1517098	25534...	TIG Insurance Company.....	CA.....		8	0	0	27,516	3,346	13,251	1,611	0	0	45,724	0	0	45,724	0	
13-2918573	42439...	Toa Re Insurance Co Of Amer(The).....	DE.....		0	0	0	175	21	84	10	0	0	290	0	0	290	0	
13-4032666	10945...	Tokio Marine America Ins Co.....	NY.....		0	0	0	34	4	16	2	0	0	56	0	0	56	0	
63-0598629	11762...	Vesta Fire Ins Corp.....	TX.....		0	244	0	31	4	8	1	0	0	288	0	0	288	0	
48-0921045	39845...	Westport Insurance Corporation.....	MO.....		0	(0)	0	0	0	0	0	0	0	(0)	(0)	0	(0)	0	
0999999	Total Authorized Other U.S. Unaffiliated Insurers.....				8	4,703	0	30,851	3,751	14,789	1,798	0	0	55,893	(1)	0	55,893	9	
<b>Authorized Other Non-U.S. Insurers</b>																			
AA-1120355	00000...	Cx Reins Co Ltd.....	GBR.....		0	(0)	0	0	0	0	0	0	0	(0)	0	0	(0)	0	
AA-1340085	00000...	E+S Rückversicherung Ag.....	DEU.....		0	0	0	2	0	5	1	0	0	8	0	0	8	0	
AA-1340125	00000...	Hannover Ruck SE.....	DEU.....		0	0	0	98	12	64	8	0	0	181	0	0	181	1	

**SCHEDULE F - PART 3**

Ceded Reinsurance as of December 31, Current Year (\$000 Omitted)

1 ID Number	2 NAIC Company Code	3 Name of Reinsurer	4 Domiciliary Jurisdiction	5 Special Code	6 Reinsurance Premiums Ceded	Reinsurance Recoverable on										Reinsurance Payable		18 Net Amount Recoverable From Reinsurers Col. 15-[16+17]	19 Funds Held By Company Under Reinsurance Treaties
						7 Paid Losses	8 Paid LAE	9 Known Case Loss Reserves	10 Known Case LAE Reserves	11 IBNR Loss Reserves	12 IBNR LAE Reserves	13 Unearned Premiums	14 Contingent Commissions	15 Cols. 7 through 14 Totals	16 Ceded Balances Payable	17 Other Amounts Due to Reinsurers			
AA-1122000	00000...	Lloyds Of London.....	GBR.....		0	(0)	0	0	0	0	0	0	0	0	0	(0)	(0)	0	0
1299999		Total Authorized Other Non-U.S. Insurers.....			0	(0)	0	99	12	69	8	0	0	0	189	(0)	0	189	1
1399999		Total Authorized.....			756,422	4,703	0	318,459	32,658	42,210	5,419	338,073	304	741,825	295,674	0	446,151	10	

**Unauthorized Other U.S. Unaffiliated Insurers**

04-1028440	19569...	American Mutual Liab Ins Co.....	MA.....		0	248	0	31	4	15	2	0	0	300	0	0	300	0
38-2145898	33499...	Dorinco Reinsurance Company.....	MI.....		0	0	0	24	3	12	2	0	0	41	0	0	41	0
22-2222789	11398...	Guarntee Insurance Company.....	FL.....		0	0	0	31	4	8	1	0	0	44	0	0	44	0
59-2859797	88340...	Hannover Life Reassur Co of America.....	FL.....		0	5	0	51	6	16	2	0	0	80	0	0	80	1
13-5613831	14230...	Ideal Mutual Insurance Co In Liquidation.....	NY.....		0	289	0	31	4	16	2	0	0	342	0	0	342	0
22-3590451	40045...	Starnet Insurance Company.....	DE.....		0	42	0	82	10	30	4	0	0	168	0	0	168	0
13-2838344	12971...	Union Indemnity Ins of NY.....	NY.....		0	913	0	118	14	56	7	0	0	1,108	0	0	1,108	0
2299999		Total Unauthorized Other U.S. Unaffiliated Insurers.....			0	1,497	0	370	45	152	19	0	0	2,083	0	0	2,083	1

**Unauthorized Other Non-U.S. Insurers**

AA-1240039	00000...	AG Insurance SA.....	BEL.....		0	1	0	266	32	67	8	0	0	374	0	0	374	268
AA-1580015	00000...	Aioi Nissay Dowa Insurance Company Ltd.....	JPN.....		0	1	0	124	15	86	10	0	0	236	0	0	236	1
AA-1460115	00000...	Alea Europe Ltd.....	BMU.....		0	12	0	24	3	48	6	0	0	93	0	0	93	0
AA-1120445	00000...	Allianz Insurance Plc.....	FRA.....		0	0	0	0	0	0	0	0	0	0	0	0	0	0
AA-3190439	00000...	Aneco Reinsurance Underwriting Management.....	BMU.....		0	1,042	0	119	14	46	6	0	0	1,226	0	0	1,226	0
AA-1320060	00000...	Areas Assurance CMA.....	FRA.....		0	0	0	16	2	5	1	0	0	24	0	0	24	0
AA-1244102	00000...	Axa Belgium.....	BEL.....		0	1	0	59	7	73	9	0	0	149	0	0	149	0
AA-1720007	00000...	Bothnia Int'L Insurance Co Ltd.....	FIN.....		0	0	0	31	4	11	1	0	0	47	0	0	47	0
AA-3190074	00000...	Bristol Reins Co Ltd.....	BMU.....		0	11	0	0	0	0	0	0	0	11	0	0	11	0
AA-1120297	00000...	British National Ins Co Ltd.....	GBR.....		0	7	0	0	0	0	0	0	0	7	0	0	7	0
AA-1320019	00000...	Cie Transcontinentale De Rea.....	FRA.....		0	0	0	0	0	0	0	0	0	0	0	0	0	1
AA-1320035	00000...	Colisee Re.....	FRA.....		0	24	0	127	15	31	4	0	0	201	0	0	201	13
AA-3190001	00000...	Curtis Bay Insurance Company.....	BMU.....		0	0	0	24	3	28	3	0	0	58	0	0	58	0
AA-1120495	00000...	Dominion Insurance Company.....	GBR.....		0	1	0	0	0	0	0	0	0	1	0	0	1	0
AA-1120580	00000...	Excess Insurance Company Ltd.....	GBR.....		0	(2)	0	0	0	0	0	0	0	0	0	0	0	0
AA-1440035	00000...	Folksam Intl Ins Co.....	SWE.....		0	0	0	0	0	0	0	0	0	0	0	0	0	3
AA-1220027	00000...	Generali Holding Vienna AG.....	AUT.....		0	0	0	25	3	8	1	0	0	38	0	0	38	0
AA-1360020	00000...	Generali Italia S.P.A.....	ITA.....		0	1	0	48	6	14	2	0	0	70	0	0	70	0
AA-1220035	00000...	Generali Versicherung AG.....	AUT.....		0	0	0	0	0	2	0	0	0	2	0	0	2	0
AA-1930320	00000...	Govt Ins Off Of New S Wales.....	AUS.....		0	(0)	0	0	0	0	0	0	0	(0)	(0)	0	(0)	0
AA-1220040	00000...	Grazer Wechselseitige Vers.....	AUT.....		0	0	0	0	0	0	0	0	0	0	0	0	0	0
AA-1340129	00000...	Hanseatica Ruckversicherungs.....	DEU.....		0	23	0	23	3	5	1	0	0	53	0	0	53	0
AA-1120812	00000...	Ins Corp Of Singapore Uk Ltd.....	GBR.....		0	(0)	0	0	0	0	0	0	0	(0)	0	0	(0)	0
AA-3190432	00000...	Insuratrix Ltd.....	BMU.....		0	1	0	7	1	29	4	0	0	41	0	0	40	0
AA-5760020	00000...	Lion City Run-Off.....	SGP.....		0	2	0	0	0	0	0	0	0	2	0	0	2	0

22.1

### SCHEDULE F - PART 3

Ceded Reinsurance as of December 31, Current Year (\$000 Omitted)

1 ID Number	2 NAIC Company Code	3 Name of Reinsurer	4 Domiciliary Jurisdiction	5 Special Code	6 Reinsurance Premiums Ceded	Reinsurance Recoverable on									Reinsurance Payable		18 Net Amount Recoverable From Reinsurers Col. 15-[16+17]	19 Funds Held By Company Under Reinsurance Treaties	
						7 Paid Losses	8 Paid LAE	9 Known Case Loss Reserves	10 Known Case LAE Reserves	11 IBNR Loss Reserves	12 IBNR LAE Reserves	13 Unearned Premiums	14 Contingent Commissions	15 Cols. 7 through 14 Totals	16 Ceded Balances Payable	17 Other Amounts Due to Reinsurers			
AA-1120017	00000	Orion Ins (General) Plc.....	GBR.....		0	14	0	0	0	0	0	0	0	0	14	0	0	14	0
AA-5760040	00000	Overseas Union Ins Ltd.....	SGP.....		0	(0)	0	0	0	0	0	0	0	0	(0)	0	0	(0)	0
AA-1320265	00000	Partnerre SA.....	FRA.....		0	8	0	243	30	108	13	0	0	401	0	0	401	0	
AA-3190129	00000	Paumanock Insurance Co Ltd.....	BMU.....		0	21	0	0	0	0	0	0	0	21	0	0	21	0	
AA-3190134	00000	Pmg Assurance Ltd.....	BMU.....		0	1	0	25	3	95	12	0	0	136	0	0	136	0	
AA-1780070	00000	Qbe Reinsurance (Europe) Ltd.....	IRL.....		0	0	0	1	0	24	3	0	0	29	0	0	29	0	
AA-1340015	00000	Scor Global Life Deutschland.....	DEU.....		0	0	0	22	3	2	0	0	0	27	0	0	27	0	
AA-1580110	00000	Sompo Japan Nipponkoa Ins Inc.....	JPN.....		0	123	0	253	31	106	13	0	0	526	0	0	526	0	
AA-1340260	00000	Sparkassen-Versicherung Allgemeine.....	DEU.....		0	0	0	6	1	1	0	0	0	8	0	0	8	0	
AA-1441000	00000	Sveriges Angfartygs Assur.....	SWE.....		0	0	0	31	4	11	1	0	0	47	0	0	47	0	
AA-1121445	00000	Tokio Marine Kiln Ins Ltd.....	GBR.....		0	51	0	74	9	35	4	0	0	172	0	0	172	0	
AA-1340255	00000	Wurtembergische Versicherung Ag.....	DEU.....		0	0	0	0	0	0	0	0	0	0	0	0	0	0	
2599999		Total Unauthorized Other Non-U.S. Insurers.....			(2)	1,344	0	1,546	188	833	101	0	0	4,013	0	0	4,012	286	
2699999		Total Unauthorized.....			(2)	2,841	0	1,916	233	985	120	0	0	6,095	0	0	6,095	287	
4099999		Total Authorized, Unauthorized and Certified.....				756,420	0	320,375	32,891	43,196	5,538	338,073	304	747,920	295,674	0	452,246	297	
9999999		Totals.....				756,420	0	320,375	32,891	43,196	5,538	338,073	304	747,920	295,674	0	452,246	297	

22.2

Note: A. Report the five largest provisional commission rates included in the cedant's reinsurance treaties. The commission rate to be reported is by contract with ceded premium in excess of \$50,000.

1 Name of Reinsurer	2 Commission Rate	3 Ceded Premium
(1) .....	0.0	0
(2) .....	0.0	0
(3) .....	0.0	0
(4) .....	0.0	0
(5) .....	0.0	0

B. Report the five largest reinsurance recoverables reported in Column 15, due from any one reinsurer (based on the total recoverables, Line 9999999, Column 15), the amount of ceded premium, and indicate whether the recoverables are due from an affiliated insurer.

1 Name of Reinsurer	2 Total Recoverables	3 Ceded Premiums	4 Affiliated	
(1) Metropolitan Property and Casualty Insurance Company.....	685,743	756,414	Yes <input checked="" type="checkbox"/>	No <input type="checkbox"/>
(2) TIG Insurance Company.....	45,724	8	Yes <input type="checkbox"/>	No <input checked="" type="checkbox"/>
(3) Home Insurance Company.....	3,248	0	Yes <input type="checkbox"/>	No <input checked="" type="checkbox"/>
(4) New England Insurance Company.....	2,626	0	Yes <input type="checkbox"/>	No <input checked="" type="checkbox"/>
(5) Aneco Reinsurance Underwriting Management.....	1,226	0	Yes <input type="checkbox"/>	No <input checked="" type="checkbox"/>

**SCHEDULE F - PART 4**

Aging of Ceded Reinsurance as of December 31, Current Year (\$000 Omitted)

1 ID Number	2 NAIC Company Code	3 Name of Reinsurer	4 Domiciliary Jurisdiction	5 Reinsurance Recoverable on Paid Losses and Paid Loss Adjustment Expenses						11 Total Due Cols. 5 + 10	12 Percentage Overdue Col. 10 / Col. 11	13 Percentage More Than 120 Days Overdue Col. 9 / Col. 11
				5 Current	Overdue							
					6 1 to 29 Days	7 30 to 90 Days	8 91 to 120 Days	9 Over 120 Days	10 Total Overdue Cols. 6 + 7 + 8 + 9			
<b>Authorized Other U.S. Unaffiliated Insurers</b>												
13-5358230..	24678....	Arrowood Indemnity Company.....	DE.....	0	0	0	0	0	0	0	0.0	0.0
23-1502700..	21970....	Bedivere Insurance Company.....	PA.....	123	0	0	0	0	0	123	0.0	0.0
51-0400307..	10391....	Berkshire Hathaway Direct Ins Co.....	NE.....	243	0	0	0	0	0	243	0.0	0.0
39-0264050..	21458....	Employers Ins Of Wausau A Mut Co.....	WI.....	4	0	0	0	0	0	4	0.0	0.0
05-0316605..	21482....	Factory Mutual Insurance Co.....	RI.....	0	0	0	0	0	0	0	0.0	0.0
06-1325038..	39136....	Finial Reinsurance Co.....	CT.....	0	0	0	0	0	0	0	0.0	0.0
02-0308052..	22527....	Home Insurance Company.....	NH.....	2,736	0	0	0	0	0	2,736	0.0	0.0
13-5339725..	18341....	Insurance Corporation Of New York.....	NY.....	315	0	0	0	0	0	315	0.0	0.0
04-1543470..	23043....	Liberty Mutual Insurance Company.....	MA.....	117	0	0	0	0	0	117	0.0	0.0
04-2482364..	16187....	Metromile Insurance Company.....	DE.....	1	0	0	0	0	0	1	0.0	0.0
13-3467153..	22551....	Mitsui Sumitomo Ins Usa Inc.....	NY.....	0	0	0	0	0	0	0	0.0	0.0
38-0865250..	11991....	National Casualty Company.....	OH.....	0	0	0	0	0	0	0	0.0	0.0
04-2177185..	21830....	New England Insurance Company.....	CT.....	462	0	0	0	0	0	462	0.0	0.0
39-0509630..	23914....	Northwestern Natl Ins Co Wi.....	WI.....	121	0	0	0	0	0	121	0.0	0.0
13-1188550..	15059....	Public Service Mutual Ins Co.....	IL.....	53	0	0	0	0	0	53	0.0	0.0
23-1740414..	22705....	R & Q Reinsurance.....	PA.....	0	0	0	0	0	0	0	0.0	0.0
23-0580680..	24457....	Reliance National Ins Co In Liquidation.....	PA.....	56	0	0	0	0	0	56	0.0	0.0
39-0333950..	24988....	Sentry Ins A Mutual Co.....	WI.....	0	0	0	0	0	0	0	0.0	0.0
13-2997499..	38776....	Sirius America Insurance Company.....	NY.....	133	0	0	0	0	0	133	0.0	0.0
13-2554270..	11126....	Sompo Japan Ins Co Of America.....	NY.....	9	0	0	0	0	0	9	0.0	0.0
75-1670124..	38318....	Starr Indemnity & Liability Company.....	TX.....	85	0	0	0	0	0	85	0.0	0.0
13-1675535..	25364....	Swiss Reinsurance America.....	NY.....	0	0	0	0	0	0	0	0.0	0.0
94-1517098..	25534....	TIG Insurance Company.....	CA.....	0	0	0	0	0	0	0	0.0	0.0
13-2918573..	42439....	Toa Re Insurance Co Of Amer(The).....	DE.....	0	0	0	0	0	0	0	0.0	0.0
13-4032666..	10945....	Tokio Marine America Ins Co.....	NY.....	0	0	0	0	0	0	0	0.0	0.0
63-0598629..	11762....	Vesta Fire Ins Corp.....	TX.....	244	0	0	0	0	0	244	0.0	0.0
48-0921045..	39845....	Westport Insurance Corporation.....	MO.....	(0)	0	0	0	0	0	(0)	0.0	0.0
0999999..		Total Authorized - Other U.S. Unaffiliated Insurers.....		4,703	0	0	0	0	0	4,703	0.0	0.0
<b>Authorized Other Non-U.S. Insurers</b>												
AA-1120355..	00000....	CX Reins Co LTD.....	GBR.....	(0)	0	0	0	0	0	(0)	0.0	0.0
AA-1340085..	00000....	E+S Rückversicherung Ag.....	DEU.....	0	0	0	0	0	0	0	0.0	0.0
AA-1340125..	00000....	Hannover Ruck SE.....	DEU.....	0	0	0	0	0	0	0	0.0	0.0
AA-1122000..	00000....	Lloyds Of London.....	GBR.....	(0)	0	0	0	0	0	(0)	0.0	0.0
1299999..		Total Authorized - Other Non-U.S. Insurers.....		(0)	0	0	0	0	0	(0)	0.0	0.0
1399999..		Total Authorized.....		4,703	0	0	0	0	0	4,703	0.0	0.0
<b>Unauthorized Other U.S. Unaffiliated Insurers</b>												
04-1028440..	19569....	American Mutual Liab Ins Co.....	MA.....	248	0	0	0	0	0	248	0.0	0.0
38-2145898..	33499....	Dorinco Reinsurance Company.....	MI.....	0	0	0	0	0	0	0	0.0	0.0

**SCHEDULE F - PART 4**

Aging of Ceded Reinsurance as of December 31, Current Year (\$000 Omitted)

1 ID Number	2 NAIC Company Code	3 Name of Reinsurer	4 Domiciliary Jurisdiction	Reinsurance Recoverable on Paid Losses and Paid Loss Adjustment Expenses						11 Total Due Cols. 5 + 10	12 Percentage Overdue Col. 10 / Col. 11	13 Percentage More Than 120 Days Overdue Col. 9 / Col. 11
				5 Current	Overdue							
					6 1 to 29 Days	7 30 to 90 Days	8 91 to 120 Days	9 Over 120 Days	10 Total Overdue Cols. 6 + 7 + 8 + 9			
22-2222789..	11398....	Guarantee Insurance Company.....	FL.....	0	0	0	0	0	0	0	0.0	0.0
59-2859797..	88340....	Hannover Life Reassur Co Of America.....	FL.....	5	0	0	0	0	0	5	0.0	0.0
13-5613831..	14230....	Ideal Mutual Insurance Co In Liquidation.....	NY.....	289	0	0	0	0	0	289	0.0	0.0
22-3590451..	40045....	Starnet Insurance Company.....	DE.....	42	0	0	0	0	0	42	0.0	0.0
13-2838344..	12971....	Union Indemnity Ins of NY.....	NY.....	913	0	0	0	0	0	913	0.0	0.0
2299999.		Total Unauthorized - Other U.S. Unaffiliated Insurers.....		1,497	0	0	0	0	0	1,497	0.0	0.0

**Unauthorized Other Non-U.S. Insurers**

AA-1240039.	00000....	AG Insurance SA.....	BEL.....	1	0	0	0	0	0	1	0.0	0.0
AA-1580015.	00000....	Aioi Nissay Dowa Insurance Company Ltd.....	JPN.....	1	0	0	0	0	0	1	0.0	0.0
AA-1460115.	00000....	Alea Europe Ltd.....	BMU.....	12	0	0	0	0	0	12	0.0	0.0
AA-1120445.	00000....	Allianz Insurance Plc.....	FRA.....	0	0	0	0	0	0	0	0.0	0.0
AA-3190439.	00000....	Aneco Reinsurance Underwriting Management.....	BMU.....	1,042	0	0	0	0	0	1,042	0.0	0.0
AA-1320060.	00000....	Areas Assurance Cma.....	FRA.....	0	0	0	0	0	0	0	0.0	0.0
AA-1244102.	00000....	Axa Belgium.....	BEL.....	1	0	0	0	0	0	1	0.0	0.0
AA-1720007.	00000....	Bothnia Int'L Insurance Co Ltd.....	FIN.....	0	0	0	0	0	0	0	0.0	0.0
AA-3190074.	00000....	Bristol Reins Co Ltd.....	BMU.....	11	0	0	0	0	0	11	0.0	0.0
AA-1120297.	00000....	British National Ins Co Ltd.....	GBR.....	7	0	0	0	0	0	7	0.0	0.0
AA-1320019.	00000....	Cie Transcontinentale De Rea.....	FRA.....	0	0	0	0	0	0	0	0.0	0.0
AA-1320035.	00000....	Colisee Re.....	FRA.....	24	0	0	0	0	0	24	0.0	0.0
AA-3190001.	00000....	Curtis Bay Insurance Company.....	BMU.....	0	0	0	0	0	0	0	0.0	0.0
AA-1120495.	00000....	Dominion Insurance Company.....	GBR.....	1	0	0	0	0	0	1	0.0	0.0
AA-1120580.	00000....	Excess Insurance Company Ltd.....	GBR.....	0	0	0	0	0	0	0	0.0	0.0
AA-1440035.	00000....	Folksam Intl Ins Co.....	SWE.....	0	0	0	0	0	0	0	0.0	0.0
AA-1220027.	00000....	Generali Holding Vienna Ag.....	AUT.....	0	0	0	0	0	0	0	0.0	0.0
AA-1360020.	00000....	Generali Italia S.P.A.....	ITA.....	1	0	0	0	0	0	1	0.0	0.0
AA-1220035.	00000....	Generali Versicherung Ag.....	AUT.....	0	0	0	0	0	0	0	0.0	0.0
AA-1930320.	00000....	Govt Ins Off Of New S Wales.....	AUS.....	(0)	0	0	0	0	0	(0)	0.0	0.0
AA-1220040.	00000....	Grazer Wechselseitige Vers.....	AUT.....	0	0	0	0	0	0	0	0.0	0.0
AA-1340129.	00000....	Hanseatica Ruckversicherungs.....	DEU.....	23	0	0	0	0	0	23	0.0	0.0
AA-1120812.	00000....	Ins Corp Of Singapore Uk Ltd.....	GBR.....	(0)	0	0	0	0	0	(0)	0.0	0.0
AA-3190432.	00000....	Insuratex Ltd.....	BMU.....	1	0	0	0	0	0	1	0.0	0.0
AA-5760020.	00000....	Lion City Run-Off.....	SGP.....	2	0	0	0	0	0	2	0.0	0.0
AA-1120017.	00000....	Orion Ins (General) Plc.....	GBR.....	14	0	0	0	0	0	14	0.0	0.0
AA-5760040.	00000....	Overseas Union Ins Ltd.....	SGP.....	(0)	0	0	0	0	0	(0)	0.0	0.0
AA-1320265.	00000....	Partnerre Sa.....	FRA.....	8	0	0	0	0	0	8	0.0	0.0
AA-3190129.	00000....	Paumanock Insurance Co Ltd.....	BMU.....	21	0	0	0	0	0	21	0.0	0.0
AA-3190134.	00000....	Pmg Assurance Ltd.....	BMU.....	1	0	0	0	0	0	1	0.0	0.0
AA-1780070.	00000....	Qbe Reinsurance (Europe) Ltd.....	IRL.....	0	0	0	0	0	0	0	0.0	0.0

### SCHEDULE F - PART 4

Aging of Ceded Reinsurance as of December 31, Current Year (\$000 Omitted)

1 ID Number	2 NAIC Company Code	3 Name of Reinsurer	4 Domiciliary Jurisdiction	Reinsurance Recoverable on Paid Losses and Paid Loss Adjustment Expenses						11 Total Due Cols. 5 + 10	12 Percentage Overdue Col. 10 / Col. 11	13 Percentage More Than 120 Days Overdue Col. 9 / Col. 11
				5 Current	Overdue				10 Total Overdue Cols. 6 + 7 + 8 + 9			
					6 1 to 29 Days	7 30 to 90 Days	8 91 to 120 Days	9 Over 120 Days				
AA-1340015.	00000.....	Scor Global Life Deutschland.....	DEU.....	.....0	.....0	.....0	.....0	.....0	.....0	.....0	.....0.0	.....0.0
AA-1580110.	00000.....	Sompo Japan Nipponkoa Ins Inc.....	JPN.....	.....123	.....0	.....0	.....0	.....0	.....0	.....123	.....0.0	.....0.0
AA-1340260.	00000.....	Sparkassen-Versicherung Allgemeine.....	DEU.....	.....0	.....0	.....0	.....0	.....0	.....0	.....0	.....0.0	.....0.0
AA-1441000.	00000.....	Sveriges Angfartygs Assur.....	SWE.....	.....0	.....0	.....0	.....0	.....0	.....0	.....0	.....0.0	.....0.0
AA-1121445.	00000.....	Tokio Marine Kiln Ins Ltd.....	GBR.....	.....51	.....0	.....0	.....0	.....0	.....0	.....51	.....0.0	.....0.0
AA-1340255.	00000.....	Wurttembergische Versicherung Ag.....	DEU.....	.....0	.....0	.....0	.....0	.....0	.....0	.....0	.....0.0	.....0.0
2599999.	Total Unauthorized - Other Non-U.S. Insurers.....			.....1,344	.....0	.....0	.....0	.....0	.....0	.....1,344	.....0.0	.....0.0
2699999.	Total Unauthorized.....			.....2,841	.....0	.....0	.....0	.....0	.....0	.....2,841	.....0.0	.....0.0
4099999.	Total Authorized, Unauthorized and Certified.....			.....7,544	.....0	.....0	.....0	.....0	.....0	.....7,544	.....0.0	.....0.0
9999999.	Totals.....			.....7,544	.....0	.....0	.....0	.....0	.....0	.....7,544	.....0.0	.....0.0

**SCHEDULE F - PART 5**

Provision for Unauthorized Reinsurance as of December 31, Current Year (\$000 Omitted)

1	2	3	4	5	6	7	8	9	10	11	12	13	14	15	16	17	18	19
ID Number	NAIC Company Code	Name of Reinsurer	Domiciliary Jurisdiction	Special Code	Reinsurance Recoverable all Items Schedule F, Part 3, Col. 15	Funds Held By Company Under Reinsurance Treaties	Letters of Credit	Issuing or Confirming Bank Reference Number (a)	Ceded Balances Payable	Miscellaneous Balances Payable	Trust Funds and Other Allowed Offset Items	Total Collateral and Offsets Allowed (Cols. 7+8+10 + 11 + 12 but not in Excess of Col. 6)	Provision for Unauthorized Reinsurance (Col. 6 minus Col. 13)	Recoverable Paid Losses & LAE Expenses Over 90 Days Past Due not in Dispute	20% of Amount in Col. 15	20% of Amount in Dispute Included in Col. 6	Provision for Overdue Reinsurance (Col. 16 plus Col. 17)	Total Provision for Reinsurance Ceded to Unauthorized Reinsurers (Col. 14 plus Col. 18 but not in Excess of Col. 6)
<b>Other U.S. Unaffiliated Insurers</b>																		
04-1028440..	19569.....	American Mutual Liab Ins Co.....	MA.....		284	0	0	0	0	0	0	0	284	0	0	0	0	284
38-2145898..	33499.....	Dorinco Reinsurance Company.....	MI.....		27	0	41	0001	0	0	0	27	0	0	0	0	0	0
22-2222789..	11398.....	Guarntee Insurance Company.....	FL.....		35	0	0	0	0	0	0	0	35	0	0	0	0	35
59-2859797..	88340.....	Hannover Life Reassur Co Of America.....	FL.....		62	1	0	0	0	0	0	1	61	0	0	0	0	61
13-5613831..	14230.....	Ideal Mutual Insurance Co In Liquidation.....	NY.....		324	0	0	0	0	0	0	0	324	0	0	0	0	324
22-3590451..	40045.....	Starnet Insurance Company.....	DE.....		167	0	0	0	0	0	0	0	167	0	0	0	0	167
13-2838344..	12971.....	Union Indemnity Ins of NY.....	NY.....		1,045	0	0	0	0	0	0	0	1,045	0	0	0	0	1,045
0999999.		Total Other U.S. Unaffiliated Insurers.....			1,944	1	41	XXX	0	0	0	28	1,916	0	0	0	0	1,916
<b>Pools and Associations-Mandatory</b>																		
0					0	0	0	0004	0	0	0	0	0	0	0	0	0	0
1099999.		Total Pools and Associations - Mandatory.....			0	0	0	XXX	0	0	0	0	0	0	0	0	0	0
<b>Pools and Associations-Voluntary</b>																		
0					0	0	0	0007	0	0	0	0	0	0	0	0	0	0
1199999.		Total Pools and Associations - Voluntary.....			0	0	0	XXX	0	0	0	0	0	0	0	0	0	0
<b>Other Non-U.S. Insurers</b>																		
AA-1240039.	00000.....	AG Insurance SA.....	BEL.....		310	268	452	0002	0	0	0	310	0	0	0	0	0	0
AA-1580015.	00000.....	Aioi Nissay Dowa Insurance Company Ltd.....	JPN.....		211	1	363	0003	0	0	0	211	0	0	0	0	0	0
AA-1460115.	00000.....	Alea Europe Ltd.....	BMU.....		92	0	87	0004	0	0	0	87	5	0	0	0	0	5
AA-1120445.	00000.....	Allianz Insurance Plc.....	FRA.....		0	0	0	0005	0	0	0	0	0	0	0	0	0	0
AA-3190439.	00000.....	Aneco Reinsurance Underwriting Management.....	BMU.....		1,175	0	0	0	0	0	0	0	1,175	0	0	0	0	1,175
AA-1320060.	00000.....	Areas Assurance Cma.....	FRA.....		17	0	72	0006	0	0	0	17	0	0	0	0	0	0
AA-1244102.	00000.....	Axa Belgium.....	BEL.....		148	0	181	0007	0	0	0	148	0	0	0	0	0	0
AA-1720007.	00000.....	Bothnia Int'L Insurance Co Ltd.....	FIN.....		35	0	0	0	0	0	0	0	35	0	0	0	0	35
AA-3190074.	00000.....	Bristol Reins Co Ltd.....	BMU.....		11	0	0	0	0	0	0	0	11	0	0	0	0	11
AA-1120297.	00000.....	British National Ins Co Ltd.....	GBR.....		7	0	0	0	0	0	0	0	7	0	0	0	0	7
AA-1320019.	00000.....	Cie Transcontinentale De Rea.....	FRA.....		0	1	0	0	0	0	0	0	0	0	0	0	0	0
AA-1320035.	00000.....	Colisee Re.....	FRA.....		167	13	238	0008	0	0	0	167	0	0	0	0	0	0
AA-3190001.	00000.....	Curtis Bay Insurance Company.....	BMU.....		57	0	49	0009	0	0	0	49	8	0	0	0	0	8
AA-1120495.	00000.....	Dominion Insurance Company.....	GBR.....		1	0	0	0	0	0	0	0	1	0	0	0	0	1
AA-1120580.	00000.....	Excess Insurance Company Ltd.....	GBR.....		0	0	0	0	0	0	0	0	0	0	0	0	0	0
AA-1440035.	00000.....	Folksam Intl Ins Co.....	SWE.....		0	3	0	0	0	0	0	0	0	0	0	0	0	0
AA-1220027.	00000.....	Generali Holding Vienna Ag.....	AUT.....		38	0	35	0010	0	0	0	35	3	0	0	0	0	3
AA-1360020.	00000.....	Generali Italia S.P.A.....	ITA.....		69	0	86	0011	0	0	0	69	0	0	0	0	0	0
AA-1220035.	00000.....	Generali Versicherung Ag.....	AUT.....		2	0	1	0012	0	0	0	1	1	0	0	0	0	1

**SCHEDULE F - PART 5**

Provision for Unauthorized Reinsurance as of December 31, Current Year (\$000 Omitted)

1	2	3	4	5	6	7	8	9	10	11	12	13	14	15	16	17	18	19
ID Number	NAIC Company Code	Name of Reinsurer	Domi-ciliary Juris-diction	Special Code	Reinsurance Recoverable all Items Schedule F, Part 3, Col. 15	Funds Held By Company Under Reinsurance Treaties	Letters of Credit	Issuing or Confirming Bank Reference Number (a)	Ceded Balances Payable	Miscellaneous Balances Payable	Trust Funds and Other Allowed Offset Items	Total Collateral and Offsets Allowed (Cols. 7+8+10 + 11 + 12 but not in Excess of Col. 6)	Provision for Unauthorized Reinsurance (Col. 6 minus Col. 13)	Recoverable Paid Losses & LAE Expenses Over 90 Days Past Due not in Dispute	20% of Amount in Col. 15	20% of Amount in Dispute Included in Col. 6	Provision for Overdue Reinsurance (Col. 16 plus Col. 17)	Total Provision for Reinsurance Ceded to Unauthorized Reinsurers (Col. 14 plus Col. 18 but not in Excess of Col. 6)
AA-1930320.	00000.....	Govt Ins Off Of New S Wales.....	AUS..	.....	.....(0)	.....0	.....0	.....0013	.....(0)	.....0	.....0	.....(0)	.....0	.....0	.....0	.....0	.....0	.....0
AA-1220040.	00000.....	Grazer Wechselseitige Vers.....	AUT..	.....	.....0	.....0	.....0	.....0	.....0	.....0	.....0	.....0	.....0	.....0	.....0	.....0	.....0	.....0
AA-1340129.	00000.....	Hanseatica Ruckversicherungs.....	DEU..	.....	.....48	.....0	.....0	.....0	.....0	.....0	.....0	.....0	.....48	.....0	.....0	.....0	.....0	.....48
AA-1120812.	00000.....	Ins Corp Of Singapore Uk Ltd.....	GBR..	.....	.....(0)	.....0	.....0	.....0	.....0	.....0	.....0	.....(0)	.....0	.....0	.....0	.....0	.....0	.....0
AA-3190432.	00000.....	Insuratex Ltd.....	BMU.	.....	.....41	.....0	.....25	.....0014	.....0	.....0	.....0	.....25	.....15	.....0	.....0	.....0	.....0	.....15
AA-5760020.	00000.....	Lion City Run-Off.....	SGP..	.....	.....2	.....0	.....0	.....0	.....0	.....0	.....0	.....0	.....2	.....0	.....0	.....0	.....0	.....2
AA-1120017.	00000.....	Orion Ins (General) Plc.....	GBR..	.....	.....14	.....0	.....0	.....0	.....0	.....0	.....0	.....0	.....14	.....0	.....0	.....0	.....0	.....14
AA-5760040.	00000.....	Overseas Union Ins Ltd.....	SGP..	.....	.....(0)	.....0	.....0	.....0	.....0	.....0	.....0	.....(0)	.....0	.....0	.....0	.....0	.....0	.....0
AA-1320265.	00000.....	Partnerre Sa.....	FRA..	.....	.....280	.....0	.....545	.....0015	.....0	.....0	.....0	.....280	.....0	.....0	.....0	.....0	.....0	.....0
AA-3190129.	00000.....	Paumanock Insurance Co Ltd.....	BMU.	.....	.....21	.....0	.....0	.....0	.....0	.....0	.....0	.....0	.....21	.....0	.....0	.....0	.....0	.....21
AA-3190134.	00000.....	Pmg Assurance Ltd.....	BMU.	.....	.....135	.....0	.....107	.....0016	.....0	.....0	.....0	.....107	.....28	.....0	.....0	.....0	.....0	.....28
AA-1780070.	00000.....	Qbe Reinsurance (Europe) Ltd.....	IRL..	.....	.....29	.....0	.....22	.....0017	.....0	.....0	.....0	.....22	.....6	.....0	.....0	.....0	.....0	.....6
AA-1340015.	00000.....	Scor Global Life Deutschland.....	DEU..	.....	.....27	.....0	.....0	.....0	.....0	.....0	.....0	.....0	.....27	.....0	.....0	.....0	.....0	.....27
AA-1580110.	00000.....	Sompo Japan Nipponkoa Ins Inc.....	JPN..	.....	.....455	.....0	.....533	.....0018	.....0	.....0	.....0	.....455	.....0	.....0	.....0	.....0	.....0	.....0
AA-1340260.	00000.....	Sparkassen-Versicherung Allgemeine.....	DEU..	.....	.....6	.....0	.....0	.....0	.....0	.....0	.....0	.....0	.....6	.....0	.....0	.....0	.....0	.....6
AA-1441000.	00000.....	Sveriges Angfartygs Assur.....	SWE.	.....	.....35	.....0	.....144	.....0019	.....0	.....0	.....0	.....35	.....0	.....0	.....0	.....0	.....0	.....0
AA-1121445.	00000.....	Tokio Marine Kiln Ins Ltd.....	GBR..	.....	.....134	.....0	.....0	.....0	.....0	.....0	.....0	.....0	.....134	.....0	.....0	.....0	.....0	.....134
AA-1340255.	00000.....	Wurttembergische Versicherung Ag.....	DEU.	.....	.....0	.....0	.....0	.....0	.....0	.....0	.....0	.....0	.....0	.....0	.....0	.....0	.....0	.....0
1299999.	Total Other Non-U.S. Insurers.....				3,567	286	2,940	XXX	0	0	0	2,019	1,548	0	0	0	0	1,548
1399999.	Total Affiliates and Others.....				5,510	287	2,982	XXX	0	0	0	2,047	3,464	0	0	0	0	3,464
9999999.	Totals.....				5,510	287	2,982	XXX	0	0	0	2,047	3,464	0	0	0	0	3,464

24.1

1. Amounts in dispute totaling \$.....0 are included in Column 6.
2. Amounts in dispute totaling \$.....0 are excluded from Column 15.



### SCHEDULE F - PART 5

Provision for Unauthorized Reinsurance as of December 31, Current Year (\$000 Omitted)

1	2	3	4	5	6	7	8	9	10	11	12	13	14	15	16	17	18	19	
ID Number	NAIC Company Code	Name of Reinsurer	Domiciliary Jurisdiction	Special Code	Reinsurance Recoverable all Items Schedule F, Part 3, Col. 15	Funds Held By Company Under Reinsurance Treaties	Letters of Credit	Issuing or Confirming Bank Reference Number (a)	Ceded Balances Payable	Miscellaneous Balances Payable	Trust Funds and Other Allowed Offset Items	Total Collateral and Offsets Allowed (Cols. 7+8+10 + 11 + 12 but not in Excess of Col. 6)	Provision for Unauthorized Reinsurance (Col. 6 minus Col. 13)	Recoverable Paid Losses & LAE Expenses Over 90 Days Past Due not in Dispute	20% of Amount in Col. 15	20% of Amount in Dispute Included in Col. 6	Provision for Overdue Reinsurance (Col. 16 plus Col. 17)	Total Provision for Reinsurance Ceded to Unauthorized Reinsurers (Col. 14 plus Col. 18 but not in Excess of Col. 6)	
(a)		Issuing or Confirming Bank Reference Number	Letters of Credit Code		American Bankers Association (ABA) Routing Number											Letters of Credit Amount			
		0001.....	1.....		026009593.....														41
		0002.....	1.....		026007689.....														452
		0003.....	1.....		021000089.....														363
		0004.....	1.....		021000089.....														87
		0005.....	2.....		021000089.....														0
		0006.....	1.....		021000089.....														72
		0007.....	1.....		021000089.....														181
		0008.....	1.....		021000089.....														238
		0009.....	1.....		026009593.....														49
		0010.....	1.....		021000089.....														35
		0011.....	1.....		021000089.....														86
		0012.....	1.....		021000089.....														1
		0013.....	1.....		NAAU2BGTS.....														0
		0014.....	1.....		021000089.....														25
		0015.....	1.....		026002574.....														545
		0016.....	1.....		122004162.....														107
		0017.....	1.....		021000089.....														22
		0018.....	1.....		021000089.....														533
		0019.....	1.....		021000089.....														144

**Sch. F - Pt. 6 - Sn. 1**  
**NONE**

**Sch. F - Pt. 6 - Sn. 2**  
**NONE**

### SCHEDULE F - PART 7

Provision for Overdue Authorized Reinsurance as of December 31, Current Year

1 ID Number	2 NAIC Company Code	3 Name of Reinsurer	4 Reinsurance Recoverable on Paid Losses and LAE More Than 90 Days Overdue (a)	5 Total Reinsurance Recoverable on Paid Losses and Paid LAE (b)	6 Amounts Received Prior 90 Days	7 Col. 4 divided by (Cols. 5 + 6)	8 Amounts in Col. 4 for Companies Reporting less than 20% in Col. 7	9 Amounts in Dispute Excluded from Col. 4 for Companies Reporting less than 20% in Col. 7	10 20% of Amount in Col. 9	11 Amount Reported in Col. 8 x 20% + Col. 10
<b>Overdue Authorized Reinsurance</b>										
23-1502700..	21970....	Bedivere Insurance Company.....	.....0	.....123,322	.....0	.....0.0	.....0	.....0	.....0	.....0
51-0400307..	10391....	Berkshire Hathaway Direct Ins Co.....	.....0	.....242,816	.....0	.....0.0	.....0	.....0	.....0	.....0
AA-1120355..	00000....	CX Reins Co LTD.....	.....0	.....(22)	.....0	.....0.0	.....0	.....0	.....0	.....0
39-0264050..	21458....	Employers Ins Of Wausau A Mut Co.....	.....0	.....3,545	.....0	.....0.0	.....0	.....0	.....0	.....0
06-1325038..	39136....	Finial Reinsurance Co.....	.....0	.....338	.....0	.....0.0	.....0	.....0	.....0	.....0
02-0308052..	22527....	Home Insurance Company.....	.....0	.....2,735,882	.....0	.....0.0	.....0	.....0	.....0	.....0
13-5339725..	18341....	Insurance Corporation Of New York.....	.....0	.....314,515	.....0	.....0.0	.....0	.....0	.....0	.....0
04-1543470..	23043....	Liberty Mutual Insurance Company.....	.....0	.....117,100	.....0	.....0.0	.....0	.....0	.....0	.....0
AA-1122000..	00000....	Lloyds Of London.....	.....0	.....(154)	.....0	.....0.0	.....0	.....0	.....0	.....0
04-2482364..	16187....	Metromile Insurance Company.....	.....0	.....614	.....0	.....0.0	.....0	.....0	.....0	.....0
04-2177185..	21830....	New England Insurance Company.....	.....0	.....462,478	.....0	.....0.0	.....0	.....0	.....0	.....0
39-0509630..	23914....	Northwestern Natl Ins Co Wi.....	.....0	.....121,452	.....0	.....0.0	.....0	.....0	.....0	.....0
13-1188550..	15059....	Public Service Mutual Ins Co.....	.....0	.....53,400	.....0	.....0.0	.....0	.....0	.....0	.....0
23-1740414..	22705....	R & Q Reinsurance.....	.....0	.....1	.....0	.....0.0	.....0	.....0	.....0	.....0
23-0580680..	24457....	Reliance National Ins Co In Liquidation.....	.....0	.....55,818	.....0	.....0.0	.....0	.....0	.....0	.....0
13-2997499..	38776....	Sirius America Insurance Company.....	.....0	.....132,784	.....0	.....0.0	.....0	.....0	.....0	.....0
13-2554270..	11126....	Sompo Japan Ins Co Of America.....	.....0	.....9,367	.....0	.....0.0	.....0	.....0	.....0	.....0
75-1670124..	38318....	Starr Indemnity & Liability Company.....	.....0	.....85,259	.....0	.....0.0	.....0	.....0	.....0	.....0
63-0598629..	11762....	Vesta Fire Ins Corp.....	.....0	.....244,127	.....0	.....0.0	.....0	.....0	.....0	.....0
48-0921045..	39845....	Westport Insurance Corporation.....	.....0	.....(56)	.....0	.....0.0	.....0	.....0	.....0	.....0
9999999..	Totals.....	.....	.....0	.....4,702,585	.....0	.....XXX.....	.....0	.....0	.....0	.....0

27

(a) From Schedule F-Part 4 Columns 8 + 9, total authorized, less \$.....0 in dispute.

(b) From Schedule F-Part 3 Columns 7 + 8, total authorized, less \$.....0 in dispute.

## SCHEDULE F - PART 8

### Provision for Overdue Reinsurance as of December 31, Current Year

1	2	3	4	5	6	7	8	9	10	11	12
ID Number	NAIC Company Code	Name of Reinsurer	Reinsurance Recoverable All Items	Funds Held by Company Under Reinsurance Treaties	Letters of Credit	Ceded Balances Payable	Other Miscellaneous Balances	Other Allowed Offset Items	Sum of Cols. 5 through 9 but not in Excess of Col. 4	Col. 4 Minus Col. 10	Greater of Col. 11 or Schedule F - Part 4 Cols. 8 + 9
											1. Total.....0
											2. Line 1 x .20.....0
											3. Schedule F - Part 7 Col. 11.....0
											4. Provision for Overdue Authorized Reinsurance (Lines 2 + 3).....0
											5. Provision for Reinsurance Ceded to Unauthorized Reinsurers (Schedule F - Part 5 Col. 19 x 1000).....3,463,721
											6. Provision for Reinsurance Ceded to Certified Reinsurers (Schedule F, Part 6, Section 1, Col. 21 x 1000).....0
											7. Provision for Overdue Reinsurance Ceded to Certified Reinsurers (Schedule F, Part 6, Section 2, Col. 15 x 1000).....0
											8. Provision for Reinsurance (sum Lines 4 + 5 + 6 + 7) (Enter this amount on Page 3, Line 16).....3,463,721

**SCHEDULE F - PART 9**

## Restatement of Balance Sheet to Identify Net Credit for Reinsurance

	1 As Reported (Net of Ceded)	2 Restatement Adjustments	3 Restated (Gross of Ceded)
<b>ASSETS (Page 2, Col. 3)</b>			
1. Cash and invested assets (Line 12).....	378,935,717	0	378,935,717
2. Premiums and considerations (Line 15).....	288,707,329	0	288,707,329
3. Reinsurance recoverable on loss and loss adjustment expense payments (Line 16.1).....	7,543,671	(7,543,671)	0
4. Funds held by or deposited with reinsured companies (Line 16.2).....	73,798	(73,798)	0
5. Other assets.....	11,765,151	0	11,765,151
6. Net amount recoverable from reinsurers.....	0	483,423,874	483,423,874
7. Protected cell assets (Line 27).....	0	0	0
8. Totals (Line 28).....	687,025,666	475,806,405	1,162,832,071
<b>LIABILITIES (Page 3)</b>			
9. Losses and loss adjustment expenses (Lines 1 through 3).....	1,391,889	416,664,822	418,056,711
10. Taxes, expenses, and other obligations (Lines 4 through 8).....	0	18,017,314	18,017,314
11. Unearned premiums (Line 9).....	0	338,073,000	338,073,000
12. Advance premiums (Line 10).....	0	2,486,311	2,486,311
13. Dividends declared and unpaid (Line 11.1 and 11.2).....	0	0	0
14. Ceded reinsurance premiums payable (net of ceding commissions) (Line 12).....	295,673,922	(295,673,922)	0
15. Funds held by company under reinsurance treaties (Line 13).....	297,399	(297,399)	0
16. Amounts withheld or retained by company for account of others (Line 14).....	0	0	0
17. Provision for reinsurance (Line 16).....	3,463,721	(3,463,721)	0
18. Other liabilities.....	36,533	0	36,533
19. Total liabilities excluding protected cell business (Line 26).....	300,863,464	475,806,405	776,669,869
20. Protected cell liabilities (Line 27).....	0	0	0
21. Surplus as regards policyholders (Line 37).....	386,162,202	XXX	386,162,202
22. Totals (Line 38).....	687,025,666	475,806,405	1,162,832,071

NOTE: Is the restatement of this exhibit the result of grossing up balances ceded to affiliates under 100 percent reinsurance or pooling arrangements?..Yes [ X ] No [ ]

If yes, give full explanation:

Effective January 1, 2001, the Company's parent entered into a 100% Restated Quota Share Reinsurance Agreement with its subsidiary companies. The Restated Quota Share

Reinsurance Treaty provides that the subsidiary companies obligate themselves to cede, and the parent obligates itself to accept, a 100% interest in each of the subsidiaries'

gross net liabilities and its premiums, losses, expenses, payment fees, dividends and direct agents balance.

In addition, a portion of the restatement is related to a reinsurance contract with TIG Insurance Company (refer to Footnote #23.F. - Retroactive Reinsurance).

**Sch. H - Pt. 1**  
**NONE**

**Sch. H - Pt. 2**  
**NONE**

**Sch. H - Pt. 3**  
**NONE**

**Sch. H - Pt. 4**  
**NONE**

**Sch. H - Pt. 5**  
**NONE**

**SCHEDULE P - PART 1A - HOMEOWNERS/FARMOWNERS**

(\$000 omitted)

Years in Which Premiums Were Earned and Losses Were Incurred	Premiums Earned			Loss and Loss Expense Payments						10 Salvage and Subrogation Received	11 Total Net Paid (Cols. 4 - 5 + 6 - 7 + 8 - 9)	12 Number of Claims Reported-Direct and Assumed
	1 Direct and Assumed	2 Ceded	3 Net (Cols. 1 - 2)	Loss Payments		Defense and Cost Containment Payments		Adjusting and Other Payments				
				4 Direct and Assumed	5 Ceded	6 Direct and Assumed	7 Ceded	8 Direct and Assumed	9 Ceded			
1. Prior.....	XXX	XXX	XXX	23	23	1	1	17	17	0	0	XXX
2. 2008.....	83,629	83,629	0	51,816	51,816	582	582	1,914	1,914	0	0	13,663
3. 2009.....	86,144	86,144	0	49,676	49,676	730	730	1,601	1,601	0	0	12,823
4. 2010.....	90,709	90,709	0	57,261	57,261	651	651	1,976	1,976	0	0	14,009
5. 2011.....	97,454	97,454	0	93,478	93,478	999	999	3,480	3,480	0	0	24,534
6. 2012.....	104,680	104,680	0	76,074	76,074	650	650	2,533	2,533	0	0	20,699
7. 2013.....	114,596	114,596	0	55,352	55,352	1,141	1,141	1,369	1,369	0	0	12,460
8. 2014.....	125,356	125,356	0	74,215	74,215	604	604	1,825	1,825	0	0	14,896
9. 2015.....	133,397	133,397	0	79,495	79,495	265	265	2,184	2,184	0	0	13,691
10. 2016.....	138,204	138,204	0	62,099	62,099	206	206	1,886	1,886	0	0	11,774
11. 2017.....	138,276	138,276	0	60,748	60,748	36	36	1,643	1,643	0	0	12,661
12. Totals.....	XXX	XXX	XXX	660,237	660,237	5,866	5,866	20,426	20,426	0	0	XXX

	Losses Unpaid				Defense and Cost Containment Unpaid				Adjusting and Other Unpaid		23 Salvage and Subrogation Anticipated	24 Total Net Losses and Expenses Unpaid	25 Number of Claims Outstanding-Direct and Assumed
	Case Basis		Bulk + IBNR		Case Basis		Bulk + IBNR		21 Direct and Assumed	22 Ceded			
	13 Direct and Assumed	14 Ceded	15 Direct and Assumed	16 Ceded	17 Direct and Assumed	18 Ceded	19 Direct and Assumed	20 Ceded					
1. Prior.....	110	110	48	48	13	13	6	6	3	3	0	0	4
2. 2008.....	5	5	1	1	0	0	0	0	0	0	0	0	1
3. 2009.....	4	4	4	4	0	0	0	0	1	1	0	0	1
4. 2010.....	35	35	25	25	1	1	1	1	6	6	0	0	3
5. 2011.....	55	55	43	43	2	2	1	1	12	12	0	0	3
6. 2012.....	0	0	556	556	0	0	19	19	62	62	0	0	0
7. 2013.....	15	15	337	337	0	0	11	11	37	37	0	0	2
8. 2014.....	851	851	267	267	58	58	10	10	228	228	0	0	25
9. 2015.....	804	804	1,091	1,091	42	42	35	35	258	258	0	0	25
10. 2016.....	1,434	1,434	1,124	1,124	81	81	40	40	407	407	0	0	45
11. 2017.....	6,690	6,690	6,428	6,428	184	184	203	203	1,292	1,292	0	0	493
12. Totals.....	10,003	10,003	9,924	9,924	381	381	326	326	2,306	2,306	0	0	602

	Total Losses and Loss Expenses Incurred			Loss and Loss Expense Percentage (Incurred/Premiums Earned)			Nontabular Discount		34 Inter-Company Pooling Participation Percentage	Net Balance Sheet Reserves after Discount	
	26 Direct and Assumed	27 Ceded	28 Net	29 Direct and Assumed	30 Ceded	31 Net	32 Loss	33 Loss Expense		35 Losses Unpaid	36 Loss Expenses Unpaid
1. Prior.....	XXX	XXX	XXX	XXX	XXX	XXX	0	0	XXX	0	0
2. 2008.....	54,317	54,317	0	64.9	64.9	0.0	0	0	0.00	0	0
3. 2009.....	52,016	52,016	0	60.4	60.4	0.0	0	0	0.00	0	0
4. 2010.....	59,955	59,955	0	66.1	66.1	0.0	0	0	0.00	0	0
5. 2011.....	98,071	98,071	0	100.6	100.6	0.0	0	0	0.00	0	0
6. 2012.....	79,893	79,893	0	76.3	76.3	0.0	0	0	0.00	0	0
7. 2013.....	58,263	58,263	0	50.8	50.8	0.0	0	0	0.00	0	0
8. 2014.....	78,058	78,058	0	62.3	62.3	0.0	0	0	0.00	0	0
9. 2015.....	84,174	84,174	0	63.1	63.1	0.0	0	0	0.00	0	0
10. 2016.....	67,279	67,279	0	48.7	48.7	0.0	0	0	0.00	0	0
11. 2017.....	77,223	77,223	0	55.8	55.8	0.0	0	0	0.00	0	0
12. Totals.....	XXX	XXX	XXX	XXX	XXX	XXX	0	0	XXX	0	0

**SCHEDULE P - PART 1B - PRIVATE PASSENGER AUTO LIABILITY/MEDICAL**

(\$000 omitted)

Years in Which Premiums Were Earned and Losses Were Incurred	Premiums Earned			Loss and Loss Expense Payments						10 Salvage and Subrogation Received	11 Total Net Paid (Cols. 4 - 5 + 6 - 7 + 8 - 9)	12 Number of Claims Reported-Direct and Assumed
	1 Direct and Assumed	2 Ceded	3 Net (Cols. 1 - 2)	Loss Payments		Defense and Cost Containment Payments		Adjusting and Other Payments				
				4 Direct and Assumed	5 Ceded	6 Direct and Assumed	7 Ceded	8 Direct and Assumed	9 Ceded			
1. Prior.....	XXX.....	XXX.....	XXX.....	833.....	833.....	24.....	24.....	3.....	3.....	0.....	0.....	XXX.....
2. 2008.....	228,162.....	228,162.....	0.....	134,623.....	134,623.....	7,346.....	7,346.....	2,578.....	2,578.....	0.....	0.....	36,148.....
3. 2009.....	231,797.....	231,797.....	0.....	147,014.....	147,014.....	8,271.....	8,271.....	2,972.....	2,972.....	0.....	0.....	37,406.....
4. 2010.....	237,534.....	237,534.....	0.....	149,303.....	149,303.....	7,021.....	7,021.....	2,765.....	2,765.....	0.....	0.....	39,743.....
5. 2011.....	246,432.....	246,432.....	0.....	162,736.....	162,736.....	7,649.....	7,649.....	3,368.....	3,368.....	0.....	0.....	41,293.....
6. 2012.....	256,686.....	256,686.....	0.....	170,644.....	170,644.....	6,848.....	6,848.....	3,365.....	3,365.....	0.....	0.....	41,267.....
7. 2013.....	275,192.....	275,192.....	0.....	176,431.....	176,431.....	6,892.....	6,892.....	3,380.....	3,380.....	0.....	0.....	42,814.....
8. 2014.....	296,305.....	296,305.....	0.....	174,697.....	174,697.....	5,824.....	5,824.....	3,415.....	3,415.....	0.....	0.....	44,141.....
9. 2015.....	312,840.....	312,840.....	0.....	183,599.....	183,599.....	4,850.....	4,850.....	3,097.....	3,097.....	0.....	0.....	47,766.....
10. 2016.....	327,398.....	327,398.....	0.....	166,976.....	166,976.....	1,959.....	1,959.....	2,249.....	2,249.....	0.....	0.....	48,652.....
11. 2017.....	342,190.....	342,190.....	0.....	88,729.....	88,729.....	288.....	288.....	1,025.....	1,025.....	0.....	0.....	40,808.....
12. Totals.....	XXX.....	XXX.....	XXX.....	1,555,586.....	1,555,586.....	56,973.....	56,973.....	28,219.....	28,219.....	0.....	0.....	XXX.....

	Losses Unpaid				Defense and Cost Containment Unpaid				Adjusting and Other Unpaid		23 Salvage and Subrogation Anticipated	24 Total Net Losses and Expenses Unpaid	25 Number of Claims Outstanding-Direct and Assumed
	Case Basis		Bulk + IBNR		Case Basis		Bulk + IBNR		21 Direct and Assumed	22 Ceded			
	13 Direct and Assumed	14 Ceded	15 Direct and Assumed	16 Ceded	17 Direct and Assumed	18 Ceded	19 Direct and Assumed	20 Ceded					
1. Prior.....	12,537.....	12,537.....	5,643.....	5,643.....	2,270.....	2,270.....	1,047.....	1,047.....	1,226.....	1,226.....	0.....	0.....	246.....
2. 2008.....	739.....	739.....	260.....	260.....	133.....	133.....	55.....	55.....	76.....	76.....	0.....	0.....	24.....
3. 2009.....	4,948.....	4,948.....	2,140.....	2,140.....	957.....	957.....	435.....	435.....	565.....	565.....	0.....	0.....	27.....
4. 2010.....	1,236.....	1,236.....	371.....	371.....	197.....	197.....	75.....	75.....	108.....	108.....	0.....	0.....	32.....
5. 2011.....	2,089.....	2,089.....	737.....	737.....	312.....	312.....	125.....	125.....	175.....	175.....	0.....	0.....	62.....
6. 2012.....	3,032.....	3,032.....	799.....	799.....	382.....	382.....	102.....	102.....	183.....	183.....	0.....	0.....	96.....
7. 2013.....	9,733.....	9,733.....	1,333.....	1,333.....	1,388.....	1,388.....	195.....	195.....	604.....	604.....	0.....	0.....	168.....
8. 2014.....	10,310.....	10,310.....	2,574.....	2,574.....	1,077.....	1,077.....	363.....	363.....	501.....	501.....	0.....	0.....	341.....
9. 2015.....	30,043.....	30,043.....	7,370.....	7,370.....	3,058.....	3,058.....	930.....	930.....	1,378.....	1,378.....	0.....	0.....	1,002.....
10. 2016.....	49,810.....	49,810.....	18,472.....	18,472.....	5,065.....	5,065.....	2,340.....	2,340.....	2,570.....	2,570.....	0.....	0.....	2,070.....
11. 2017.....	88,193.....	88,193.....	36,388.....	36,388.....	7,632.....	7,632.....	3,823.....	3,823.....	4,543.....	4,543.....	0.....	0.....	9,060.....
12. Totals.....	212,670.....	212,670.....	76,091.....	76,091.....	22,471.....	22,471.....	9,492.....	9,492.....	11,930.....	11,930.....	0.....	0.....	13,128.....

	Total Losses and Loss Expenses Incurred			Loss and Loss Expense Percentage (Incurred/Premiums Earned)			Nontabular Discount		34 Inter-Company Pooling Participation Percentage	Net Balance Sheet Reserves after Discount	
	26 Direct and Assumed	27 Ceded	28 Net	29 Direct and Assumed	30 Ceded	31 Net	32 Loss	33 Loss Expense		35 Losses Unpaid	36 Loss Expenses Unpaid
1. Prior.....	XXX.....	XXX.....	XXX.....	XXX.....	XXX.....	XXX.....	0.....	0.....	XXX.....	0.....	0.....
2. 2008.....	145,811.....	145,811.....	0.....	63.9.....	63.9.....	0.0.....	0.....	0.....	0.00.....	0.....	0.....
3. 2009.....	167,301.....	167,301.....	0.....	72.2.....	72.2.....	0.0.....	0.....	0.....	0.00.....	0.....	0.....
4. 2010.....	161,077.....	161,077.....	0.....	67.8.....	67.8.....	0.0.....	0.....	0.....	0.00.....	0.....	0.....
5. 2011.....	177,192.....	177,192.....	0.....	71.9.....	71.9.....	0.0.....	0.....	0.....	0.00.....	0.....	0.....
6. 2012.....	185,356.....	185,356.....	0.....	72.2.....	72.2.....	0.0.....	0.....	0.....	0.00.....	0.....	0.....
7. 2013.....	199,958.....	199,958.....	0.....	72.7.....	72.7.....	0.0.....	0.....	0.....	0.00.....	0.....	0.....
8. 2014.....	198,761.....	198,761.....	0.....	67.1.....	67.1.....	0.0.....	0.....	0.....	0.00.....	0.....	0.....
9. 2015.....	234,326.....	234,326.....	0.....	74.9.....	74.9.....	0.0.....	0.....	0.....	0.00.....	0.....	0.....
10. 2016.....	249,443.....	249,443.....	0.....	76.2.....	76.2.....	0.0.....	0.....	0.....	0.00.....	0.....	0.....
11. 2017.....	230,622.....	230,622.....	0.....	67.4.....	67.4.....	0.0.....	0.....	0.....	0.00.....	0.....	0.....
12. Totals.....	XXX.....	XXX.....	XXX.....	XXX.....	XXX.....	XXX.....	0.....	0.....	XXX.....	0.....	0.....



**SCHEDULE P - PART 1C - COMMERCIAL AUTO/TRUCK LIABILITY/MEDICAL**

(\$000 omitted)

Years in Which Premiums Were Earned and Losses Were Incurred	Premiums Earned			Loss and Loss Expense Payments						10 Salvage and Subrogation Received	11 Total Net Paid (Cols. 4 - 5 + 6 - 7 + 8 - 9)	12 Number of Claims Reported-Direct and Assumed
	1 Direct and Assumed	2 Ceded	3 Net (Cols. 1 - 2)	Loss Payments		Defense and Cost Containment Payments		Adjusting and Other Payments				
				4 Direct and Assumed	5 Ceded	6 Direct and Assumed	7 Ceded	8 Direct and Assumed	9 Ceded			
1. Prior.....	XXX	XXX	XXX	0	0	0	0	0	0	0	0	XXX
2. 2008.....	0	0	0	0	0	0	0	0	0	0	0	0
3. 2009.....	0	0	0	0	0	0	0	0	0	0	0	0
4. 2010.....	0	0	0	0	0	0	0	0	0	0	0	0
5. 2011.....	0	0	0	0	0	0	0	0	0	0	0	0
6. 2012.....	0	0	0	0	0	0	0	0	0	0	0	0
7. 2013.....	0	0	0	0	0	0	0	0	0	0	0	0
8. 2014.....	0	0	0	0	0	0	0	0	0	0	0	0
9. 2015.....	0	0	0	0	0	0	0	0	0	0	0	0
10. 2016.....	0	0	0	0	0	0	0	0	0	0	0	0
11. 2017.....	0	0	0	0	0	0	0	0	0	0	0	0
12. Totals.....	XXX	XXX	XXX	0	0	0	0	0	0	0	0	XXX

	Losses Unpaid				Defense and Cost Containment Unpaid				Adjusting and Other Unpaid		23 Salvage and Subrogation Anticipated	24 Total Net Losses and Expenses Unpaid	25 Number of Claims Outstanding-Direct and Assumed
	Case Basis		Bulk + IBNR		Case Basis		Bulk + IBNR		21 Direct and Assumed	22 Ceded			
	13 Direct and Assumed	14 Ceded	15 Direct and Assumed	16 Ceded	17 Direct and Assumed	18 Ceded	19 Direct and Assumed	20 Ceded					
1. Prior.....	0	0	0	0	0	0	0	0	0	0	0	0	0
2. 2008.....	0	0	0	0	0	0	0	0	0	0	0	0	0
3. 2009.....	0	0	0	0	0	0	0	0	0	0	0	0	0
4. 2010.....	0	0	0	0	0	0	0	0	0	0	0	0	0
5. 2011.....	0	0	0	0	0	0	0	0	0	0	0	0	0
6. 2012.....	0	0	0	0	0	0	0	0	0	0	0	0	0
7. 2013.....	0	0	0	0	0	0	0	0	0	0	0	0	0
8. 2014.....	0	0	0	0	0	0	0	0	0	0	0	0	0
9. 2015.....	0	0	0	0	0	0	0	0	0	0	0	0	0
10. 2016.....	0	0	0	0	0	0	0	0	0	0	0	0	0
11. 2017.....	0	0	0	0	0	0	0	0	0	0	0	0	0
12. Totals.....	0	0	0	0	0	0	0	0	0	0	0	0	0

NONE

	Total Losses and Loss Expenses Incurred			Loss and Loss Expense Percentage (Incurred/Premiums Earned)			Nontabular Discount		34 Inter-Company Pooling Participation Percentage	Net Balance Sheet Reserves after Discount	
	26 Direct and Assumed	27 Ceded	28 Net	29 Direct and Assumed	30 Ceded	31 Net	32 Loss	33 Loss Expense		35 Losses Unpaid	36 Loss Expenses Unpaid
1. Prior.....	XXX	XXX	XXX	XXX	XXX	XXX	0	0	XXX	0	0
2. 2008.....	0	0	0	0.0	0.0	0.0	0	0	0.00	0	0
3. 2009.....	0	0	0	0.0	0.0	0.0	0	0	0.00	0	0
4. 2010.....	0	0	0	0.0	0.0	0.0	0	0	0.00	0	0
5. 2011.....	0	0	0	0.0	0.0	0.0	0	0	0.00	0	0
6. 2012.....	0	0	0	0.0	0.0	0.0	0	0	0.00	0	0
7. 2013.....	0	0	0	0.0	0.0	0.0	0	0	0.00	0	0
8. 2014.....	0	0	0	0.0	0.0	0.0	0	0	0.00	0	0
9. 2015.....	0	0	0	0.0	0.0	0.0	0	0	0.00	0	0
10. 2016.....	0	0	0	0.0	0.0	0.0	0	0	0.00	0	0
11. 2017.....	0	0	0	0.0	0.0	0.0	0	0	0.00	0	0
12. Totals.....	XXX	XXX	XXX	XXX	XXX	XXX	0	0	XXX	0	0

**SCHEDULE P - PART 1D - WORKERS' COMPENSATION  
(EXCLUDING EXCESS WORKERS' COMPENSATION)**

(\$000 omitted)

Years in Which Premiums Were Earned and Losses Were Incurred	Premiums Earned			Loss and Loss Expense Payments							12 Number of Claims Reported- Direct and Assumed	
	1 Direct and Assumed	2 Ceded	3 Net (Cols. 1 - 2)	Loss Payments		Defense and Cost Containment Payments		Adjusting and Other Payments		10 Salvage and Subrogation Received		11 Total Net Paid (Cols. 4 - 5 + 6 - 7 + 8 - 9)
				4 Direct and Assumed	5 Ceded	6 Direct and Assumed	7 Ceded	8 Direct and Assumed	9 Ceded			
1. Prior.....	XXX	XXX	XXX	249	249	13	13	0	0	0	0	XXX
2. 2008.....	42	42	0	0	0	1	1	0	0	0	0	1
3. 2009.....	40	40	0	0	0	0	0	0	0	0	0	0
4. 2010.....	42	42	0	0	0	3	3	0	0	0	0	1
5. 2011.....	43	43	0	0	0	0	0	0	0	0	0	0
6. 2012.....	44	44	0	0	0	0	0	0	0	0	0	0
7. 2013.....	44	44	0	0	0	1	1	1	1	0	0	0
8. 2014.....	45	45	0	0	0	0	0	0	0	0	0	0
9. 2015.....	24	24	0	0	0	0	0	0	0	0	0	0
10. 2016.....	0	0	0	0	0	0	0	0	0	0	0	0
11. 2017.....	0	0	0	0	0	0	0	0	0	0	0	0
12. Totals....	XXX	XXX	XXX	249	249	19	19	1	1	0	0	XXX

	Losses Unpaid				Defense and Cost Containment Unpaid				Adjusting and Other Unpaid		23 Salvage and Subrogation Anticipated	24 Total Net Losses and Expenses Unpaid	25 Number of Claims Outstanding- Direct and Assumed
	Case Basis		Bulk + IBNR		Case Basis		Bulk + IBNR		21 Direct and Assumed	22 Ceded			
	13 Direct and Assumed	14 Ceded	15 Direct and Assumed	16 Ceded	17 Direct and Assumed	18 Ceded	19 Direct and Assumed	20 Ceded					
1. Prior.....	2,433	2,433	1,140	1,140	296	296	139	139	0	0	0	0	0
2. 2008.....	0	0	0	0	0	0	0	0	0	0	0	0	0
3. 2009.....	0	0	0	0	0	0	0	0	0	0	0	0	0
4. 2010.....	0	0	0	0	0	0	0	0	0	0	0	0	0
5. 2011.....	0	0	0	0	0	0	0	0	0	0	0	0	0
6. 2012.....	0	0	0	0	0	0	0	0	0	0	0	0	0
7. 2013.....	0	0	0	0	0	0	0	0	0	0	0	0	0
8. 2014.....	0	0	0	0	0	0	0	0	0	0	0	0	0
9. 2015.....	0	0	0	0	0	0	0	0	0	0	0	0	0
10. 2016.....	0	0	0	0	0	0	0	0	0	0	0	0	0
11. 2017.....	0	0	0	0	0	0	0	0	0	0	0	0	0
12. Totals....	2,433	2,433	1,140	1,140	296	296	139	139	0	0	0	0	0

	Total Losses and Loss Expenses Incurred			Loss and Loss Expense Percentage (Incurred/Premiums Earned)			Nontabular Discount		34 Inter- Company Pooling Participation Percentage	Net Balance Sheet Reserves after Discount	
	26 Direct and Assumed	27 Ceded	28 Net	29 Direct and Assumed	30 Ceded	31 Net	32 Loss	33 Loss Expense		35 Losses Unpaid	36 Loss Expenses Unpaid
1. Prior.....	XXX	XXX	XXX	XXX	XXX	XXX	0	0	XXX	0	0
2. 2008.....	1	1	0	3.3	3.3	0.0	0	0	0.00	0	0
3. 2009.....	0	0	0	0.0	0.0	0.0	0	0	0.00	0	0
4. 2010.....	3	3	0	7.8	7.8	0.0	0	0	0.00	0	0
5. 2011.....	0	0	0	0.0	0.0	0.0	0	0	0.00	0	0
6. 2012.....	0	0	0	0.0	0.0	0.0	0	0	0.00	0	0
7. 2013.....	2	2	0	5.3	5.3	0.0	0	0	0.00	0	0
8. 2014.....	0	0	0	0.0	0.0	0.0	0	0	0.00	0	0
9. 2015.....	0	0	0	0.0	0.0	0.0	0	0	0.00	0	0
10. 2016.....	0	0	0	0.0	0.0	0.0	0	0	0.00	0	0
11. 2017.....	0	0	0	0.0	0.0	0.0	0	0	0.00	0	0
12. Totals....	XXX	XXX	XXX	XXX	XXX	XXX	0	0	XXX	0	0

**SCHEDULE P - PART 1E - COMMERCIAL MULTIPLE PERIL**

(\$000 omitted)

Years in Which Premiums Were Earned and Losses Were Incurred	Premiums Earned			Loss and Loss Expense Payments						10 Salvage and Subrogation Received	11 Total Net Paid (Cols. 4 - 5 + 6 - 7 + 8 - 9)	12 Number of Claims Reported-Direct and Assumed
	1 Direct and Assumed	2 Ceded	3 Net (Cols. 1 - 2)	Loss Payments		Defense and Cost Containment Payments		Adjusting and Other Payments				
				4 Direct and Assumed	5 Ceded	6 Direct and Assumed	7 Ceded	8 Direct and Assumed	9 Ceded			
1. Prior.....	XXX	XXX	XXX	916	916	14	14	0	0	0	0	XXX
2. 2008.....	0	0	0	0	0	0	0	0	0	0	0	0
3. 2009.....	0	0	0	0	0	0	0	0	0	0	0	0
4. 2010.....	0	0	0	0	0	0	0	0	0	0	0	0
5. 2011.....	1	1	0	0	0	0	0	0	0	0	0	0
6. 2012.....	0	0	0	0	0	0	0	0	0	0	0	0
7. 2013.....	0	0	0	0	0	0	0	0	0	0	0	0
8. 2014.....	0	0	0	0	0	0	0	0	0	0	0	0
9. 2015.....	0	0	0	0	0	0	0	0	0	0	0	0
10. 2016.....	0	0	0	0	0	0	0	0	0	0	0	0
11. 2017.....	0	0	0	0	0	0	0	0	0	0	0	0
12. Totals.....	XXX	XXX	XXX	916	916	14	14	0	0	0	0	XXX

	Losses Unpaid				Defense and Cost Containment Unpaid				Adjusting and Other Unpaid		23 Salvage and Subrogation Anticipated	24 Total Net Losses and Expenses Unpaid	25 Number of Claims Outstanding-Direct and Assumed
	Case Basis		Bulk + IBNR		Case Basis		Bulk + IBNR		21 Direct and Assumed	22 Ceded			
	13 Direct and Assumed	14 Ceded	15 Direct and Assumed	16 Ceded	17 Direct and Assumed	18 Ceded	19 Direct and Assumed	20 Ceded					
1. Prior.....	448	448	210	210	54	54	26	26	0	0	0	0	0
2. 2008.....	0	0	0	0	0	0	0	0	0	0	0	0	0
3. 2009.....	0	0	0	0	0	0	0	0	0	0	0	0	0
4. 2010.....	0	0	0	0	0	0	0	0	0	0	0	0	0
5. 2011.....	0	0	0	0	0	0	0	0	0	0	0	0	0
6. 2012.....	0	0	0	0	0	0	0	0	0	0	0	0	0
7. 2013.....	0	0	0	0	0	0	0	0	0	0	0	0	0
8. 2014.....	0	0	0	0	0	0	0	0	0	0	0	0	0
9. 2015.....	0	0	0	0	0	0	0	0	0	0	0	0	0
10. 2016.....	0	0	0	0	0	0	0	0	0	0	0	0	0
11. 2017.....	0	0	0	0	0	0	0	0	0	0	0	0	0
12. Totals.....	448	448	210	210	54	54	26	26	0	0	0	0	0

	Total Losses and Loss Expenses Incurred			Loss and Loss Expense Percentage (Incurred/Premiums Earned)			Nontabular Discount		34 Inter-Company Pooling Participation Percentage	Net Balance Sheet Reserves after Discount	
	26 Direct and Assumed	27 Ceded	28 Net	29 Direct and Assumed	30 Ceded	31 Net	32 Loss	33 Loss Expense		35 Losses Unpaid	36 Loss Expenses Unpaid
1. Prior.....	XXX	XXX	XXX	XXX	XXX	XXX	0	0	XXX	0	0
2. 2008.....	0	0	0	0.0	0.0	0.0	0	0	0.00	0	0
3. 2009.....	0	0	0	0.0	0.0	0.0	0	0	0.00	0	0
4. 2010.....	0	0	0	0.0	0.0	0.0	0	0	0.00	0	0
5. 2011.....	0	0	0	0.0	0.0	0.0	0	0	0.00	0	0
6. 2012.....	0	0	0	0.0	0.0	0.0	0	0	0.00	0	0
7. 2013.....	0	0	0	0.0	0.0	0.0	0	0	0.00	0	0
8. 2014.....	0	0	0	0.0	0.0	0.0	0	0	0.00	0	0
9. 2015.....	0	0	0	0.0	0.0	0.0	0	0	0.00	0	0
10. 2016.....	0	0	0	0.0	0.0	0.0	0	0	0.00	0	0
11. 2017.....	0	0	0	0.0	0.0	0.0	0	0	0.00	0	0
12. Totals.....	XXX	XXX	XXX	XXX	XXX	XXX	0	0	XXX	0	0

**Sch. P - Pt. 1F - Sn. 1**  
**NONE**

**Sch. P - Pt. 1F - Sn. 2**  
**NONE**

**SCHEDULE P - PART 1G - SPECIAL LIABILITY  
(OCEAN MARINE, AIRCRAFT (ALL PERILS), BOILER AND MACHINERY)  
(\$000 omitted)**

Years in Which Premiums Were Earned and Losses Were Incurred	Premiums Earned			Loss and Loss Expense Payments							12 Number of Claims Reported-Direct and Assumed	
	1 Direct and Assumed	2 Ceded	3 Net (Cols. 1 - 2)	Loss Payments		Defense and Cost Containment Payments		Adjusting and Other Payments		10 Salvage and Subrogation Received		11 Total Net Paid (Cols. 4 - 5 + 6 - 7 + 8 - 9)
				4 Direct and Assumed	5 Ceded	6 Direct and Assumed	7 Ceded	8 Direct and Assumed	9 Ceded			
1. Prior.....	XXX	XXX	XXX	.61	.61	.2	.2	.0	.0	.0	.0	XXX
2. 2008.....	.0	.0	.0	.0	.0	.0	.0	.0	.0	.0	.0	XXX
3. 2009.....	.0	.0	.0	.0	.0	.0	.0	.0	.0	.0	.0	XXX
4. 2010.....	.0	.0	.0	.0	.0	.0	.0	.0	.0	.0	.0	XXX
5. 2011.....	.1	.1	.0	.0	.0	.0	.0	.0	.0	.0	.0	XXX
6. 2012.....	.0	.0	.0	.0	.0	.0	.0	.0	.0	.0	.0	XXX
7. 2013.....	.0	.0	.0	.0	.0	.0	.0	.0	.0	.0	.0	XXX
8. 2014.....	.0	.0	.0	.0	.0	.0	.0	.0	.0	.0	.0	XXX
9. 2015.....	.0	.0	.0	.0	.0	.0	.0	.0	.0	.0	.0	XXX
10. 2016.....	.0	.0	.0	.0	.0	.0	.0	.0	.0	.0	.0	XXX
11. 2017.....	.0	.0	.0	.0	.0	.0	.0	.0	.0	.0	.0	XXX
12. Totals....	XXX	XXX	XXX	.61	.61	.2	.2	.0	.0	.0	.0	XXX

	Losses Unpaid				Defense and Cost Containment Unpaid				Adjusting and Other Unpaid		23 Salvage and Subrogation Anticipated	24 Total Net Losses and Expenses Unpaid	25 Number of Claims Outstanding-Direct and Assumed
	Case Basis		Bulk + IBNR		Case Basis		Bulk + IBNR		21 Direct and Assumed	22 Ceded			
	13 Direct and Assumed	14 Ceded	15 Direct and Assumed	16 Ceded	17 Direct and Assumed	18 Ceded	19 Direct and Assumed	20 Ceded					
1. Prior.....	.213	.213	.100	.100	.26	.26	.12	.12	.0	.0	.0	.0	.0
2. 2008.....	.0	.0	.0	.0	.0	.0	.0	.0	.0	.0	.0	.0	.0
3. 2009.....	.0	.0	.0	.0	.0	.0	.0	.0	.0	.0	.0	.0	.0
4. 2010.....	.0	.0	.0	.0	.0	.0	.0	.0	.0	.0	.0	.0	.0
5. 2011.....	.0	.0	.0	.0	.0	.0	.0	.0	.0	.0	.0	.0	.0
6. 2012.....	.0	.0	.0	.0	.0	.0	.0	.0	.0	.0	.0	.0	.0
7. 2013.....	.0	.0	.0	.0	.0	.0	.0	.0	.0	.0	.0	.0	.0
8. 2014.....	.0	.0	.0	.0	.0	.0	.0	.0	.0	.0	.0	.0	.0
9. 2015.....	.0	.0	.0	.0	.0	.0	.0	.0	.0	.0	.0	.0	.0
10. 2016.....	.0	.0	.0	.0	.0	.0	.0	.0	.0	.0	.0	.0	.0
11. 2017.....	.0	.0	.0	.0	.0	.0	.0	.0	.0	.0	.0	.0	.0
12. Totals...	.213	.213	.100	.100	.26	.26	.12	.12	.0	.0	.0	.0	.0

	Total Losses and Loss Expenses Incurred			Loss and Loss Expense Percentage (Incurred/Premiums Earned)			Nontabular Discount		34 Inter-Company Pooling Participation Percentage	Net Balance Sheet Reserves after Discount	
	26 Direct and Assumed	27 Ceded	28 Net	29 Direct and Assumed	30 Ceded	31 Net	32 Loss	33 Loss Expense		35 Losses Unpaid	36 Loss Expenses Unpaid
1. Prior..	XXX	XXX	XXX	XXX	XXX	XXX	.0	.0	XXX	.0	.0
2. 2008.	.0	.0	.0	.0	.0	.0	.0	.0	.00	.0	.0
3. 2009.	.0	.0	.0	.0	.0	.0	.0	.0	.00	.0	.0
4. 2010.	.0	.0	.0	.0	.0	.0	.0	.0	.00	.0	.0
5. 2011.	.0	.0	.0	.0	.0	.0	.0	.0	.00	.0	.0
6. 2012.	.0	.0	.0	.0	.0	.0	.0	.0	.00	.0	.0
7. 2013.	.0	.0	.0	.0	.0	.0	.0	.0	.00	.0	.0
8. 2014.	.0	.0	.0	.0	.0	.0	.0	.0	.00	.0	.0
9. 2015.	.0	.0	.0	.0	.0	.0	.0	.0	.00	.0	.0
10. 2016.	.0	.0	.0	.0	.0	.0	.0	.0	.00	.0	.0
11. 2017.	.0	.0	.0	.0	.0	.0	.0	.0	.00	.0	.0
12. Totals	XXX	XXX	XXX	XXX	XXX	XXX	.0	.0	XXX	.0	.0

**SCHEDULE P - PART 1H - SECTION 1 - OTHER LIABILITY - OCCURRENCE**

(\$000 omitted)

Years in Which Premiums Were Earned and Losses Were Incurred	Premiums Earned			Loss and Loss Expense Payments						10 Salvage and Subrogation Received	11 Total Net Paid (Cols. 4 - 5 + 6 - 7 + 8 - 9)	12 Number of Claims Reported-Direct and Assumed
	1 Direct and Assumed	2 Ceded	3 Net (Cols. 1 - 2)	Loss Payments		Defense and Cost Containment Payments		Adjusting and Other Payments				
				4 Direct and Assumed	5 Ceded	6 Direct and Assumed	7 Ceded	8 Direct and Assumed	9 Ceded			
1. Prior.....	XXX	XXX	XXX	9,752	9,752	702	702	0	0	0	0	XXX
2. 2008.....	349	349	0	0	0	0	0	0	0	0	0	2
3. 2009.....	416	416	0	0	0	0	0	0	0	0	0	1
4. 2010.....	546	546	0	1,275	1,275	0	0	0	0	0	0	2
5. 2011.....	751	751	0	0	0	0	0	0	0	0	0	1
6. 2012.....	977	977	0	175	175	0	0	0	0	0	0	1
7. 2013.....	1,358	1,358	0	0	0	7	7	0	0	0	0	4
8. 2014.....	1,728	1,728	0	0	0	0	0	0	0	0	0	3
9. 2015.....	2,006	2,006	0	50	50	3	3	0	0	0	0	8
10. 2016.....	2,302	2,302	0	0	0	0	0	0	0	0	0	6
11. 2017.....	2,570	2,570	0	0	0	0	0	0	0	0	0	1
12. Totals.....	XXX	XXX	XXX	11,252	11,252	712	712	0	0	0	0	XXX

	Losses Unpaid				Defense and Cost Containment Unpaid				Adjusting and Other Unpaid		23 Salvage and Subrogation Anticipated	24 Total Net Losses and Expenses Unpaid	25 Number of Claims Outstanding-Direct and Assumed
	Case Basis		Bulk + IBNR		Case Basis		Bulk + IBNR		21 Direct and Assumed	22 Ceded			
	13 Direct and Assumed	14 Ceded	15 Direct and Assumed	16 Ceded	17 Direct and Assumed	18 Ceded	19 Direct and Assumed	20 Ceded					
1. Prior.....	26,422	26,422	12,824	12,824	3,213	3,213	1,559	1,559	0	0	0	0	0
2. 2008.....	0	0	0	0	0	0	0	0	0	0	0	0	0
3. 2009.....	0	0	0	0	0	0	0	0	0	0	0	0	0
4. 2010.....	0	0	0	0	0	0	0	0	0	0	0	0	0
5. 2011.....	23	23	0	0	0	0	0	0	0	0	0	0	1
6. 2012.....	0	0	0	0	0	0	0	0	0	0	0	0	0
7. 2013.....	5	5	13	13	0	0	0	0	0	0	0	0	1
8. 2014.....	319	319	43	43	2	2	0	0	0	0	0	0	2
9. 2015.....	174	174	215	215	1	1	1	1	0	0	0	0	3
10. 2016.....	371	371	624	624	2	2	4	4	1	1	0	0	5
11. 2017.....	1,985	1,985	902	902	13	13	6	6	3	3	0	0	1
12. Totals.....	29,299	29,299	14,621	14,621	3,232	3,232	1,571	1,571	5	5	0	0	13

	Total Losses and Loss Expenses Incurred			Loss and Loss Expense Percentage (Incurred/Premiums Earned)			Nontabular Discount		34 Inter-Company Pooling Participation Percentage	Net Balance Sheet Reserves after Discount	
	26 Direct and Assumed	27 Ceded	28 Net	29 Direct and Assumed	30 Ceded	31 Net	32 Loss	33 Loss Expense		35 Losses Unpaid	36 Loss Expenses Unpaid
1. Prior.....	XXX	XXX	XXX	XXX	XXX	XXX	0	0	XXX	0	0
2. 2008.....	0	0	0	0.0	0.0	0.0	0	0	0.00	0	0
3. 2009.....	0	0	0	0.0	0.0	0.0	0	0	0.00	0	0
4. 2010.....	1,275	1,275	0	233.5	233.5	0.0	0	0	0.00	0	0
5. 2011.....	23	23	0	3.1	3.1	0.0	0	0	0.00	0	0
6. 2012.....	175	175	0	17.9	17.9	0.0	0	0	0.00	0	0
7. 2013.....	25	25	0	1.8	1.8	0.0	0	0	0.00	0	0
8. 2014.....	365	365	0	21.1	21.1	0.0	0	0	0.00	0	0
9. 2015.....	444	444	0	22.1	22.1	0.0	0	0	0.00	0	0
10. 2016.....	1,003	1,003	0	43.5	43.5	0.0	0	0	0.00	0	0
11. 2017.....	2,909	2,909	0	113.2	113.2	0.0	0	0	0.00	0	0
12. Totals.....	XXX	XXX	XXX	XXX	XXX	XXX	0	0	XXX	0	0

**SCHEDULE P - PART 1H - SECTION 2 - OTHER LIABILITY - CLAIMS-MADE**

(\$000 omitted)

Years in Which Premiums Were Earned and Losses Were Incurred	Premiums Earned			Loss and Loss Expense Payments						10 Salvage and Subrogation Received	11 Total Net Paid (Cols. 4 - 5 + 6 - 7 + 8 - 9)	12 Number of Claims Reported-Direct and Assumed
	1 Direct and Assumed	2 Ceded	3 Net (Cols. 1 - 2)	Loss Payments		Defense and Cost Containment Payments		Adjusting and Other Payments				
				4 Direct and Assumed	5 Ceded	6 Direct and Assumed	7 Ceded	8 Direct and Assumed	9 Ceded			
1. Prior.....	XXX	XXX	XXX	0	0	0	0	0	0	0	0	XXX
2. 2008.....	0	0	0	0	0	0	0	0	0	0	0	0
3. 2009.....	0	0	0	0	0	0	0	0	0	0	0	0
4. 2010.....	0	0	0	0	0	0	0	0	0	0	0	0
5. 2011.....	0	0	0	0	0	0	0	0	0	0	0	0
6. 2012.....	0	0	0	0	0	0	0	0	0	0	0	0
7. 2013.....	0	0	0	0	0	0	0	0	0	0	0	0
8. 2014.....	0	0	0	0	0	0	0	0	0	0	0	0
9. 2015.....	0	0	0	0	0	0	0	0	0	0	0	0
10. 2016.....	0	0	0	0	0	0	0	0	0	0	0	0
11. 2017.....	0	0	0	0	0	0	0	0	0	0	0	0
12. Totals.....	XXX	XXX	XXX	0	0	0	0	0	0	0	0	XXX

	Losses Unpaid				Defense and Cost Containment Unpaid				Adjusting and Other Unpaid		23 Salvage and Subrogation Anticipated	24 Total Net Losses and Expenses Unpaid	25 Number of Claims Outstanding-Direct and Assumed
	Case Basis		Bulk + IBNR		Case Basis		Bulk + IBNR		21 Direct and Assumed	22 Ceded			
	13 Direct and Assumed	14 Ceded	15 Direct and Assumed	16 Ceded	17 Direct and Assumed	18 Ceded	19 Direct and Assumed	20 Ceded					
1. Prior.....	0	0	0	0	0	0	0	0	0	0	0	0	0
2. 2008.....	0	0	0	0	0	0	0	0	0	0	0	0	0
3. 2009.....	0	0	0	0	0	0	0	0	0	0	0	0	0
4. 2010.....	0	0	0	0	0	0	0	0	0	0	0	0	0
5. 2011.....	0	0	0	0	0	0	0	0	0	0	0	0	0
6. 2012.....	0	0	0	0	0	0	0	0	0	0	0	0	0
7. 2013.....	0	0	0	0	0	0	0	0	0	0	0	0	0
8. 2014.....	0	0	0	0	0	0	0	0	0	0	0	0	0
9. 2015.....	0	0	0	0	0	0	0	0	0	0	0	0	0
10. 2016.....	0	0	0	0	0	0	0	0	0	0	0	0	0
11. 2017.....	0	0	0	0	0	0	0	0	0	0	0	0	0
12. Totals.....	0	0	0	0	0	0	0	0	0	0	0	0	0

**NONE**

	Total Losses and Loss Expenses Incurred			Loss and Loss Expense Percentage (Incurred/Premiums Earned)			Nontabular Discount		34 Inter-Company Pooling Participation Percentage	Net Balance Sheet Reserves after Discount	
	26 Direct and Assumed	27 Ceded	28 Net	29 Direct and Assumed	30 Ceded	31 Net	32 Loss	33 Loss Expense		35 Losses Unpaid	36 Loss Expenses Unpaid
1. Prior.....	XXX	XXX	XXX	XXX	XXX	XXX	0	0	XXX	0	0
2. 2008.....	0	0	0	0.0	0.0	0.0	0	0	0.00	0	0
3. 2009.....	0	0	0	0.0	0.0	0.0	0	0	0.00	0	0
4. 2010.....	0	0	0	0.0	0.0	0.0	0	0	0.00	0	0
5. 2011.....	0	0	0	0.0	0.0	0.0	0	0	0.00	0	0
6. 2012.....	0	0	0	0.0	0.0	0.0	0	0	0.00	0	0
7. 2013.....	0	0	0	0.0	0.0	0.0	0	0	0.00	0	0
8. 2014.....	0	0	0	0.0	0.0	0.0	0	0	0.00	0	0
9. 2015.....	0	0	0	0.0	0.0	0.0	0	0	0.00	0	0
10. 2016.....	0	0	0	0.0	0.0	0.0	0	0	0.00	0	0
11. 2017.....	0	0	0	0.0	0.0	0.0	0	0	0.00	0	0
12. Totals.....	XXX	XXX	XXX	XXX	XXX	XXX	0	0	XXX	0	0

**SCHEDULE P - PART 1I - SPECIAL PROPERTY (FIRE, ALLIED LINES, INLAND MARINE,  
EARTHQUAKE, BURGLARY AND THEFT)**  
(\$000 omitted)

Years in Which Premiums Were Earned and Losses Were Incurred	Premiums Earned			Loss and Loss Expense Payments								12 Number of Claims Reported- Direct and Assumed
	1  Direct and Assumed	2  Ceded	3  Net (Cols. 1 - 2)	Loss Payments		Defense and Cost Containment Payments		Adjusting and Other Payments		10  Salvage and Subrogation Received	11  Total Net Paid (Cols. 4 - 5 + 6 - 7 + 8 - 9)	
				4  Direct and Assumed	5  Ceded	6  Direct and Assumed	7  Ceded	8  Direct and Assumed	9  Ceded			
1. Prior.....	.....XXX.....	.....XXX.....	.....XXX.....	.....1,380	.....1,380	.....35	.....35	.....0	.....0	.....0	.....0	.....XXX.....
2. 2016.....	.....4,422	.....4,422	.....0	.....1,243	.....1,243	.....7	.....7	.....9	.....9	.....0	.....0	.....XXX.....
3. 2017.....	.....4,247	.....4,247	.....0	.....941	.....941	.....16	.....16	.....8	.....8	.....0	.....0	.....XXX.....
4. Totals....	.....XXX.....	.....XXX.....	.....XXX.....	.....3,564	.....3,564	.....58	.....58	.....18	.....18	.....0	.....0	.....XXX.....

	Losses Unpaid				Defense and Cost Containment Unpaid				Adjusting and Other Unpaid		23  Salvage and Subrogation Anticipated	24  Total Net Losses and Expenses Unpaid	25  Number of Claims Outstanding- Direct and Assumed
	Case Basis		Bulk + IBNR		Case Basis		Bulk + IBNR		21  Direct and Assumed	22  Ceded			
	13  Direct and Assumed	14  Ceded	15  Direct and Assumed	16  Ceded	17  Direct and Assumed	18  Ceded	19  Direct and Assumed	20  Ceded					
1. Prior.....	.....1,213	.....1,213	.....648	.....648	.....148	.....148	.....72	.....72	.....9	.....9	.....0	.....0	.....0
2. 2016.....	.....0	.....0	.....31	.....31	.....0	.....0	.....1	.....1	.....4	.....4	.....0	.....0	.....0
3. 2017.....	.....90	.....90	.....184	.....184	.....2	.....2	.....6	.....6	.....25	.....25	.....0	.....0	.....16
4. Totals...	.....1,303	.....1,303	.....863	.....863	.....149	.....149	.....79	.....79	.....38	.....38	.....0	.....0	.....16

	Total Losses and Loss Expenses Incurred			Loss and Loss Expense Percentage (Incurred/Premiums Earned)			Nontabular Discount		34  Inter-Company Pooling Participation Percentage	Net Balance Sheet Reserves after Discount	
	26  Direct and Assumed	27  Ceded	28  Net	29  Direct and Assumed	30  Ceded	31  Net	32  Loss	33  Loss Expense		35  Losses Unpaid	36  Loss Expenses Unpaid
1. Prior..	.....XXX.....	.....XXX.....	.....XXX.....	.....XXX.....	.....XXX.....	.....XXX.....	.....0	.....0	.....XXX.....	.....0	.....0
2. 2016.	.....1,296	.....1,296	.....0	.....29.3	.....29.3	.....0.0	.....0	.....0	.....0.00	.....0	.....0
3. 2017.	.....1,272	.....1,272	.....0	.....29.9	.....29.9	.....0.0	.....0	.....0	.....0.00	.....0	.....0
4. Totals	.....XXX.....	.....XXX.....	.....XXX.....	.....XXX.....	.....XXX.....	.....XXX.....	.....0	.....0	.....XXX.....	.....0	.....0



**SCHEDULE P - PART 1J - AUTO PHYSICAL DAMAGE**

(\$000 omitted)

Years in Which Premiums Were Earned and Losses Were Incurred	Premiums Earned			Loss and Loss Expense Payments						10 Salvage and Subrogation Received	11 Total Net Paid (Cols. 4 - 5 + 6 - 7 + 8 - 9)	12 Number of Claims Reported-Direct and Assumed
	1 Direct and Assumed	2 Ceded	3 Net (Cols. 1 - 2)	Loss Payments		Defense and Cost Containment Payments		Adjusting and Other Payments				
				4 Direct and Assumed	5 Ceded	6 Direct and Assumed	7 Ceded	8 Direct and Assumed	9 Ceded			
1. Prior.....	.....XXX.....	.....XXX.....	.....XXX.....	.....(153).....	.....(153).....	.....43.....	.....43.....	.....11.....	.....11.....	.....0.....	.....0.....	.....XXX.....
2. 2016.....	.....247,916.....	.....247,916.....	.....0.....	.....136,705.....	.....136,705.....	.....411.....	.....411.....	.....1,903.....	.....1,903.....	.....0.....	.....0.....	.....112,634.....
3. 2017.....	.....254,306.....	.....254,306.....	.....0.....	.....136,005.....	.....136,005.....	.....175.....	.....175.....	.....1,877.....	.....1,877.....	.....0.....	.....0.....	.....108,597.....
4. Totals.....	.....XXX.....	.....XXX.....	.....XXX.....	.....272,556.....	.....272,556.....	.....629.....	.....629.....	.....3,791.....	.....3,791.....	.....0.....	.....0.....	.....XXX.....

	Losses Unpaid				Defense and Cost Containment Unpaid				Adjusting and Other Unpaid		23 Salvage and Subrogation Anticipated	24 Total Net Losses and Expenses Unpaid	25 Number of Claims Outstanding-Direct and Assumed
	Case Basis		Bulk + IBNR		Case Basis		Bulk + IBNR		21 Direct and Assumed	22 Ceded			
	13 Direct and Assumed	14 Ceded	15 Direct and Assumed	16 Ceded	17 Direct and Assumed	18 Ceded	19 Direct and Assumed	20 Ceded					
1. Prior.....	.....624.....	.....624.....	.....(122).....	.....(122).....	.....2.....	.....2.....	.....10.....	.....10.....	.....(2).....	.....(2).....	.....0.....	.....0.....	.....54.....
2. 2016.....	.....105.....	.....105.....	.....128.....	.....128.....	.....(3).....	.....(3).....	.....7.....	.....7.....	.....16.....	.....16.....	.....0.....	.....0.....	.....18.....
3. 2017.....	.....15,831.....	.....15,831.....	.....(12,885).....	.....(12,885).....	.....(344).....	.....(344).....	.....435.....	.....435.....	.....373.....	.....373.....	.....0.....	.....0.....	.....3,972.....
4. Totals.....	.....16,561.....	.....16,561.....	.....(12,879).....	.....(12,879).....	.....(345).....	.....(345).....	.....452.....	.....452.....	.....387.....	.....387.....	.....0.....	.....0.....	.....4,044.....

	Total Losses and Loss Expenses Incurred			Loss and Loss Expense Percentage (Incurred/Premiums Earned)			Nontabular Discount		34 Inter-Company Pooling Participation Percentage	Net Balance Sheet Reserves after Discount	
	26 Direct and Assumed	27 Ceded	28 Net	29 Direct and Assumed	30 Ceded	31 Net	32 Loss	33 Loss Expense		35 Losses Unpaid	36 Loss Expenses Unpaid
1. Prior..	.....XXX.....	.....XXX.....	.....XXX.....	.....XXX.....	.....XXX.....	.....XXX.....	.....0.....	.....0.....	.....XXX.....	.....0.....	.....0.....
2. 2016..	.....139,271.....	.....139,271.....	.....0.....	.....56.2.....	.....56.2.....	.....0.0.....	.....0.....	.....0.....	.....0.00.....	.....0.....	.....0.....
3. 2017..	.....141,467.....	.....141,467.....	.....0.....	.....55.6.....	.....55.6.....	.....0.0.....	.....0.....	.....0.....	.....0.00.....	.....0.....	.....0.....
4. Totals	.....XXX.....	.....XXX.....	.....XXX.....	.....XXX.....	.....XXX.....	.....XXX.....	.....0.....	.....0.....	.....XXX.....	.....0.....	.....0.....

**SCHEDULE P - PART 1K - FIDELITY/SURETY**  
(\$000 omitted)

Years in Which Premiums Were Earned and Losses Were Incurred	Premiums Earned			Loss and Loss Expense Payments							12 Number of Claims Reported-Direct and Assumed	
	1 Direct and Assumed	2 Ceded	3 Net (Cols. 1 - 2)	Loss Payments		Defense and Cost Containment Payments		Adjusting and Other Payments		10 Salvage and Subrogation Received		11 Total Net Paid (Cols. 4 - 5 + 6 - 7 + 8 - 9)
				4 Direct and Assumed	5 Ceded	6 Direct and Assumed	7 Ceded	8 Direct and Assumed	9 Ceded			
1. Prior.....	.....XXX.....	.....XXX.....	.....XXX.....	.....46.....	.....46.....	.....0.....	.....0.....	.....0.....	.....0.....	.....0.....	.....0.....	.....XXX.....
2. 2016.....	.....0.....	.....0.....	.....0.....	.....0.....	.....0.....	.....0.....	.....0.....	.....0.....	.....0.....	.....0.....	.....0.....	.....XXX.....
3. 2017.....	.....0.....	.....0.....	.....0.....	.....0.....	.....0.....	.....0.....	.....0.....	.....0.....	.....0.....	.....0.....	.....0.....	.....XXX.....
4. Totals....	.....XXX.....	.....XXX.....	.....XXX.....	.....46.....	.....46.....	.....0.....	.....0.....	.....0.....	.....0.....	.....0.....	.....0.....	.....XXX.....

	Losses Unpaid				Defense and Cost Containment Unpaid				Adjusting and Other Unpaid		23 Salvage and Subrogation Anticipated	24 Total Net Losses and Expenses Unpaid	25 Number of Claims Outstanding-Direct and Assumed
	Case Basis		Bulk + IBNR		Case Basis		Bulk + IBNR		21 Direct and Assumed	22 Ceded			
	13 Direct and Assumed	14 Ceded	15 Direct and Assumed	16 Ceded	17 Direct and Assumed	18 Ceded	19 Direct and Assumed	20 Ceded					
1. Prior.....	.....195.....	.....195.....	.....91.....	.....91.....	.....24.....	.....24.....	.....11.....	.....11.....	.....0.....	.....0.....	.....0.....	.....0.....	.....0.....
2. 2016.....	.....0.....	.....0.....	.....0.....	.....0.....	.....0.....	.....0.....	.....0.....	.....0.....	.....0.....	.....0.....	.....0.....	.....0.....	.....0.....
3. 2017.....	.....0.....	.....0.....	.....0.....	.....0.....	.....0.....	.....0.....	.....0.....	.....0.....	.....0.....	.....0.....	.....0.....	.....0.....	.....0.....
4. Totals..	.....195.....	.....195.....	.....91.....	.....91.....	.....24.....	.....24.....	.....11.....	.....11.....	.....0.....	.....0.....	.....0.....	.....0.....	.....0.....

	Total Losses and Loss Expenses Incurred			Loss and Loss Expense Percentage (Incurred/Premiums Earned)			Nontabular Discount		34 Inter-Company Pooling Participation Percentage	Net Balance Sheet Reserves after Discount	
	26 Direct and Assumed	27 Ceded	28 Net	29 Direct and Assumed	30 Ceded	31 Net	32 Loss	33 Loss Expense		35 Losses Unpaid	36 Loss Expenses Unpaid
1. Prior..	.....XXX.....	.....XXX.....	.....XXX.....	.....XXX.....	.....XXX.....	.....XXX.....	.....0.....	.....0.....	.....XXX.....	.....0.....	.....0.....
2. 2016..	.....0.....	.....0.....	.....0.....	.....0.0.....	.....0.0.....	.....0.0.....	.....0.....	.....0.....	.....0.00.....	.....0.....	.....0.....
3. 2017..	.....0.....	.....0.....	.....0.....	.....0.0.....	.....0.0.....	.....0.0.....	.....0.....	.....0.....	.....0.00.....	.....0.....	.....0.....
4. Totals	.....XXX.....	.....XXX.....	.....XXX.....	.....XXX.....	.....XXX.....	.....XXX.....	.....0.....	.....0.....	.....XXX.....	.....0.....	.....0.....

**Sch. P - Pt. 1L**  
**NONE**

**Sch. P - Pt. 1M**  
**NONE**

**SCHEDULE P - PART 1N - REINSURANCE**  
NONPROPORTIONAL ASSUMED PROPERTY (\$000 omitted)

Years in Which Premiums Were Earned and Losses Were Incurred	Premiums Earned			Loss and Loss Expense Payments						10 Salvage and Subrogation Received	11 Total Net Paid (Cols. 4 - 5 + 6 - 7 + 8 - 9)	12 Number of Claims Reported-Direct and Assumed
	1 Direct and Assumed	2 Ceded	3 Net (Cols. 1 - 2)	Loss Payments		Defense and Cost Containment Payments		Adjusting and Other Payments				
				4 Direct and Assumed	5 Ceded	6 Direct and Assumed	7 Ceded	8 Direct and Assumed	9 Ceded			
1. Prior.....	XXX.....	XXX.....	XXX.....	.....1	.....1	.....0	.....0	.....0	.....0	.....0	.....0	XXX.....
2. 2008.....	.....1	.....1	.....0	.....0	.....0	.....0	.....0	.....0	.....0	.....0	.....0	XXX.....
3. 2009.....	.....0	.....0	.....0	.....0	.....0	.....0	.....0	.....0	.....0	.....0	.....0	XXX.....
4. 2010.....	.....(5)	.....(5)	.....0	.....0	.....0	.....0	.....0	.....0	.....0	.....0	.....0	XXX.....
5. 2011.....	.....0	.....0	.....0	.....0	.....0	.....0	.....0	.....0	.....0	.....0	.....0	XXX.....
6. 2012.....	.....0	.....0	.....0	.....0	.....0	.....0	.....0	.....0	.....0	.....0	.....0	XXX.....
7. 2013.....	.....0	.....0	.....0	.....0	.....0	.....0	.....0	.....0	.....0	.....0	.....0	XXX.....
8. 2014.....	.....0	.....0	.....0	.....0	.....0	.....0	.....0	.....0	.....0	.....0	.....0	XXX.....
9. 2015.....	.....(1)	.....(1)	.....0	.....0	.....0	.....0	.....0	.....0	.....0	.....0	.....0	XXX.....
10. 2016.....	.....0	.....0	.....0	.....0	.....0	.....0	.....0	.....0	.....0	.....0	.....0	XXX.....
11. 2017.....	.....0	.....0	.....0	.....0	.....0	.....0	.....0	.....0	.....0	.....0	.....0	XXX.....
12. Totals.....	XXX.....	XXX.....	XXX.....	.....1	.....1	.....0	.....0	.....0	.....0	.....0	.....0	XXX.....

	Losses Unpaid				Defense and Cost Containment Unpaid				Adjusting and Other Unpaid		23 Salvage and Subrogation Anticipated	24 Total Net Losses and Expenses Unpaid	25 Number of Claims Outstanding-Direct and Assumed
	Case Basis		Bulk + IBNR		Case Basis		Bulk + IBNR		21 Direct and Assumed	22 Ceded			
	13 Direct and Assumed	14 Ceded	15 Direct and Assumed	16 Ceded	17 Direct and Assumed	18 Ceded	19 Direct and Assumed	20 Ceded					
1. Prior.....	.....0	.....0	.....0	.....0	.....0	.....0	.....0	.....0	.....0	.....0	.....0	.....0	XXX.....
2. 2008.....	.....0	.....0	.....0	.....0	.....0	.....0	.....0	.....0	.....0	.....0	.....0	.....0	XXX.....
3. 2009.....	.....0	.....0	.....0	.....0	.....0	.....0	.....0	.....0	.....0	.....0	.....0	.....0	XXX.....
4. 2010.....	.....0	.....0	.....0	.....0	.....0	.....0	.....0	.....0	.....0	.....0	.....0	.....0	XXX.....
5. 2011.....	.....0	.....0	.....0	.....0	.....0	.....0	.....0	.....0	.....0	.....0	.....0	.....0	XXX.....
6. 2012.....	.....0	.....0	.....0	.....0	.....0	.....0	.....0	.....0	.....0	.....0	.....0	.....0	XXX.....
7. 2013.....	.....0	.....0	.....0	.....0	.....0	.....0	.....0	.....0	.....0	.....0	.....0	.....0	XXX.....
8. 2014.....	.....0	.....0	.....0	.....0	.....0	.....0	.....0	.....0	.....0	.....0	.....0	.....0	XXX.....
9. 2015.....	.....0	.....0	.....0	.....0	.....0	.....0	.....0	.....0	.....0	.....0	.....0	.....0	XXX.....
10. 2016.....	.....0	.....0	.....0	.....0	.....0	.....0	.....0	.....0	.....0	.....0	.....0	.....0	XXX.....
11. 2017.....	.....0	.....0	.....0	.....0	.....0	.....0	.....0	.....0	.....0	.....0	.....0	.....0	XXX.....
12. Totals.....	.....0	.....0	.....0	.....0	.....0	.....0	.....0	.....0	.....0	.....0	.....0	.....0	XXX.....

	Total Losses and Loss Expenses Incurred			Loss and Loss Expense Percentage (Incurred/Premiums Earned)			Nontabular Discount		34 Inter-Company Pooling Participation Percentage	Net Balance Sheet Reserves after Discount	
	26 Direct and Assumed	27 Ceded	28 Net	29 Direct and Assumed	30 Ceded	31 Net	32 Loss	33 Loss Expense		35 Losses Unpaid	36 Loss Expenses Unpaid
1. Prior.....	XXX.....	XXX.....	XXX.....	XXX.....	XXX.....	XXX.....	.....0	.....0	XXX.....	.....0	.....0
2. 2008.....	.....0	.....0	.....0	.....0.0	.....0.0	.....0.0	.....0	.....0	.....0.00	.....0	.....0
3. 2009.....	.....0	.....0	.....0	.....0.0	.....0.0	.....0.0	.....0	.....0	.....0.00	.....0	.....0
4. 2010.....	.....0	.....0	.....0	.....0.0	.....0.0	.....0.0	.....0	.....0	.....0.00	.....0	.....0
5. 2011.....	.....0	.....0	.....0	.....0.0	.....0.0	.....0.0	.....0	.....0	.....0.00	.....0	.....0
6. 2012.....	.....0	.....0	.....0	.....0.0	.....0.0	.....0.0	.....0	.....0	.....0.00	.....0	.....0
7. 2013.....	.....0	.....0	.....0	.....0.0	.....0.0	.....0.0	.....0	.....0	.....0.00	.....0	.....0
8. 2014.....	.....0	.....0	.....0	.....0.0	.....0.0	.....0.0	.....0	.....0	.....0.00	.....0	.....0
9. 2015.....	.....0	.....0	.....0	.....0.0	.....0.0	.....0.0	.....0	.....0	.....0.00	.....0	.....0
10. 2016.....	.....0	.....0	.....0	.....0.0	.....0.0	.....0.0	.....0	.....0	.....0.00	.....0	.....0
11. 2017.....	.....0	.....0	.....0	.....0.0	.....0.0	.....0.0	.....0	.....0	.....0.00	.....0	.....0
12. Totals.....	XXX.....	XXX.....	XXX.....	XXX.....	XXX.....	XXX.....	.....0	.....0	XXX.....	.....0	.....0

**SCHEDULE P - PART 10 - REINSURANCE**  
NONPROPORTIONAL ASSUMED LIABILITY (\$000 omitted)

Years in Which Premiums Were Earned and Losses Were Incurred	Premiums Earned			Loss and Loss Expense Payments						10 Salvage and Subrogation Received	11 Total Net Paid (Cols. 4 - 5 + 6 - 7 + 8 - 9)	12 Number of Claims Reported-Direct and Assumed
	1 Direct and Assumed	2 Ceded	3 Net (Cols. 1 - 2)	Loss Payments		Defense and Cost Containment Payments		Adjusting and Other Payments				
				4 Direct and Assumed	5 Ceded	6 Direct and Assumed	7 Ceded	8 Direct and Assumed	9 Ceded			
1. Prior.....	XXX.....	XXX.....	XXX.....	32.....	32.....	1.....	1.....	0.....	0.....	0.....	0.....	XXX.....
2. 2008.....	(23).....	(23).....	0.....	0.....	0.....	0.....	0.....	0.....	0.....	0.....	0.....	XXX.....
3. 2009.....	11.....	11.....	0.....	0.....	0.....	0.....	0.....	0.....	0.....	0.....	0.....	XXX.....
4. 2010.....	15.....	15.....	0.....	0.....	0.....	0.....	0.....	0.....	0.....	0.....	0.....	XXX.....
5. 2011.....	22.....	22.....	0.....	0.....	0.....	0.....	0.....	0.....	0.....	0.....	0.....	XXX.....
6. 2012.....	11.....	11.....	0.....	0.....	0.....	0.....	0.....	0.....	0.....	0.....	0.....	XXX.....
7. 2013.....	14.....	14.....	0.....	0.....	0.....	0.....	0.....	0.....	0.....	0.....	0.....	XXX.....
8. 2014.....	7.....	7.....	0.....	0.....	0.....	0.....	0.....	0.....	0.....	0.....	0.....	XXX.....
9. 2015.....	8.....	8.....	0.....	0.....	0.....	0.....	0.....	0.....	0.....	0.....	0.....	XXX.....
10. 2016.....	(11).....	(11).....	0.....	0.....	0.....	0.....	0.....	0.....	0.....	0.....	0.....	XXX.....
11. 2017.....	3.....	3.....	0.....	0.....	0.....	0.....	0.....	0.....	0.....	0.....	0.....	XXX.....
12. Totals.....	XXX.....	XXX.....	XXX.....	32.....	32.....	1.....	1.....	0.....	0.....	0.....	0.....	XXX.....

	Losses Unpaid				Defense and Cost Containment Unpaid				Adjusting and Other Unpaid		23 Salvage and Subrogation Anticipated	24 Total Net Losses and Expenses Unpaid	25 Number of Claims Outstanding-Direct and Assumed
	Case Basis		Bulk + IBNR		Case Basis		Bulk + IBNR		21 Direct and Assumed	22 Ceded			
	13 Direct and Assumed	14 Ceded	15 Direct and Assumed	16 Ceded	17 Direct and Assumed	18 Ceded	19 Direct and Assumed	20 Ceded					
1. Prior.....	195.....	195.....	91.....	91.....	24.....	24.....	11.....	11.....	0.....	0.....	0.....	0.....	XXX.....
2. 2008.....	0.....	0.....	0.....	0.....	0.....	0.....	0.....	0.....	0.....	0.....	0.....	0.....	XXX.....
3. 2009.....	0.....	0.....	0.....	0.....	0.....	0.....	0.....	0.....	0.....	0.....	0.....	0.....	XXX.....
4. 2010.....	0.....	0.....	0.....	0.....	0.....	0.....	0.....	0.....	0.....	0.....	0.....	0.....	XXX.....
5. 2011.....	0.....	0.....	0.....	0.....	0.....	0.....	0.....	0.....	0.....	0.....	0.....	0.....	XXX.....
6. 2012.....	0.....	0.....	0.....	0.....	0.....	0.....	0.....	0.....	0.....	0.....	0.....	0.....	XXX.....
7. 2013.....	0.....	0.....	0.....	0.....	0.....	0.....	0.....	0.....	0.....	0.....	0.....	0.....	XXX.....
8. 2014.....	0.....	0.....	0.....	0.....	0.....	0.....	0.....	0.....	0.....	0.....	0.....	0.....	XXX.....
9. 2015.....	0.....	0.....	0.....	0.....	0.....	0.....	0.....	0.....	0.....	0.....	0.....	0.....	XXX.....
10. 2016.....	0.....	0.....	0.....	0.....	0.....	0.....	0.....	0.....	0.....	0.....	0.....	0.....	XXX.....
11. 2017.....	0.....	0.....	0.....	0.....	0.....	0.....	0.....	0.....	0.....	0.....	0.....	0.....	XXX.....
12. Totals.....	195.....	195.....	91.....	91.....	24.....	24.....	11.....	11.....	0.....	0.....	0.....	0.....	XXX.....

	Total Losses and Loss Expenses Incurred			Loss and Loss Expense Percentage (Incurred/Premiums Earned)			Nontabular Discount		34 Inter-Company Pooling Participation Percentage	Net Balance Sheet Reserves after Discount	
	26 Direct and Assumed	27 Ceded	28 Net	29 Direct and Assumed	30 Ceded	31 Net	32 Loss	33 Loss Expense		35 Losses Unpaid	36 Loss Expenses Unpaid
1. Prior.....	XXX.....	XXX.....	XXX.....	XXX.....	XXX.....	XXX.....	0.....	0.....	XXX.....	0.....	0.....
2. 2008.....	0.....	0.....	0.....	0.0.....	0.0.....	0.0.....	0.....	0.....	0.00.....	0.....	0.....
3. 2009.....	0.....	0.....	0.....	0.0.....	0.0.....	0.0.....	0.....	0.....	0.00.....	0.....	0.....
4. 2010.....	0.....	0.....	0.....	0.0.....	0.0.....	0.0.....	0.....	0.....	0.00.....	0.....	0.....
5. 2011.....	0.....	0.....	0.....	0.0.....	0.0.....	0.0.....	0.....	0.....	0.00.....	0.....	0.....
6. 2012.....	0.....	0.....	0.....	0.0.....	0.0.....	0.0.....	0.....	0.....	0.00.....	0.....	0.....
7. 2013.....	0.....	0.....	0.....	0.0.....	0.0.....	0.0.....	0.....	0.....	0.00.....	0.....	0.....
8. 2014.....	0.....	0.....	0.....	0.0.....	0.0.....	0.0.....	0.....	0.....	0.00.....	0.....	0.....
9. 2015.....	0.....	0.....	0.....	0.0.....	0.0.....	0.0.....	0.....	0.....	0.00.....	0.....	0.....
10. 2016.....	0.....	0.....	0.....	0.0.....	0.0.....	0.0.....	0.....	0.....	0.00.....	0.....	0.....
11. 2017.....	0.....	0.....	0.....	0.0.....	0.0.....	0.0.....	0.....	0.....	0.00.....	0.....	0.....
12. Totals.....	XXX.....	XXX.....	XXX.....	XXX.....	XXX.....	XXX.....	0.....	0.....	XXX.....	0.....	0.....

**Sch. P - Pt. 1P  
NONE**

**Sch. P - Pt. 1R - Sn. 1  
NONE**

**Sch. P - Pt. 1R - Sn. 2  
NONE**

**Sch. P - Pt. 1S  
NONE**

**Sch. P - Pt. 1T  
NONE**

**SCHEDULE P - PART 2A - HOMEOWNERS/FARMOWNERS**

Years in Which Losses Were Incurred	Incurred Net Losses and Defense and Cost Containment Expenses Reported at Year End (\$000 omitted)										Development	
	1	2	3	4	5	6	7	8	9	10	11	12
	2008	2009	2010	2011	2012	2013	2014	2015	2016	2017	One Year	Two Year
1. Prior.....	229	202	214	263	277	298	311	332	332	332	0	0
2. 2008.....	0	0	0	0	0	0	0	0	0	0	0	0
3. 2009.....	XXX	0	0	0	0	0	0	0	0	0	0	0
4. 2010.....	XXX	XXX	0	0	0	0	0	0	0	0	0	0
5. 2011.....	XXX	XXX	XXX	0	0	0	0	0	0	0	0	0
6. 2012.....	XXX	XXX	XXX	XXX	0	0	0	0	0	0	0	0
7. 2013.....	XXX	XXX	XXX	XXX	XXX	0	0	0	0	0	0	0
8. 2014.....	XXX	XXX	XXX	XXX	XXX	XXX	0	0	0	0	0	0
9. 2015.....	XXX	XXX	XXX	XXX	XXX	XXX	XXX	0	0	0	0	0
10. 2016.....	XXX	XXX	XXX	XXX	XXX	XXX	XXX	XXX	0	0	0	XXX
11. 2017.....	XXX	XXX	XXX	XXX	XXX	XXX	XXX	XXX	XXX	0	XXX	XXX
12. Totals										0	0	

**SCHEDULE P - PART 2B - PRIVATE PASSENGER AUTO LIABILITY/MEDICAL**

1. Prior.....	1,246	1,504	1,648	1,797	2,422	2,349	2,151	2,238	2,238	2,238	0	0
2. 2008.....	0	0	0	0	0	0	0	0	0	0	0	0
3. 2009.....	XXX	0	0	0	0	0	0	0	0	0	0	0
4. 2010.....	XXX	XXX	0	0	0	0	0	0	0	0	0	0
5. 2011.....	XXX	XXX	XXX	0	0	0	0	0	0	0	0	0
6. 2012.....	XXX	XXX	XXX	XXX	0	0	0	0	0	0	0	0
7. 2013.....	XXX	XXX	XXX	XXX	XXX	0	0	0	0	0	0	0
8. 2014.....	XXX	XXX	XXX	XXX	XXX	XXX	0	0	0	0	0	0
9. 2015.....	XXX	XXX	XXX	XXX	XXX	XXX	XXX	0	0	0	0	0
10. 2016.....	XXX	XXX	XXX	XXX	XXX	XXX	XXX	XXX	0	0	0	XXX
11. 2017.....	XXX	XXX	XXX	XXX	XXX	XXX	XXX	XXX	XXX	0	XXX	XXX
12. Totals										0	0	

**SCHEDULE P - PART 2C - COMMERCIAL AUTO/TRUCK LIABILITY/MEDICAL**

1. Prior.....	0	0	0	0	0	0	0	0	0	0	0	0
2. 2008.....	0	0	0	0	0	0	0	0	0	0	0	0
3. 2009.....	XXX	0	0	0	0	0	0	0	0	0	0	0
4. 2010.....	XXX	XXX	0	0	0	0	0	0	0	0	0	0
5. 2011.....	XXX	XXX	XXX	0	0	0	0	0	0	0	0	0
6. 2012.....	XXX	XXX	XXX	XXX	0	0	0	0	0	0	0	0
7. 2013.....	XXX	XXX	XXX	XXX	XXX	0	0	0	0	0	0	0
8. 2014.....	XXX	XXX	XXX	XXX	XXX	XXX	0	0	0	0	0	0
9. 2015.....	XXX	XXX	XXX	XXX	XXX	XXX	XXX	0	0	0	0	0
10. 2016.....	XXX	XXX	XXX	XXX	XXX	XXX	XXX	XXX	0	0	0	XXX
11. 2017.....	XXX	XXX	XXX	XXX	XXX	XXX	XXX	XXX	XXX	0	XXX	XXX
12. Totals										0	0	

**SCHEDULE P - PART 2D - WORKERS' COMPENSATION  
(EXCLUDING EXCESS WORKERS' COMPENSATION)**

1. Prior.....	4,073	3,914	4,283	4,311	4,383	4,564	5,168	5,777	5,777	5,777	0	0
2. 2008.....	0	0	0	0	0	0	0	0	0	0	0	0
3. 2009.....	XXX	0	0	0	0	0	0	0	0	0	0	0
4. 2010.....	XXX	XXX	0	0	0	0	0	0	0	0	0	0
5. 2011.....	XXX	XXX	XXX	0	0	0	0	0	0	0	0	0
6. 2012.....	XXX	XXX	XXX	XXX	0	0	0	0	0	0	0	0
7. 2013.....	XXX	XXX	XXX	XXX	XXX	0	0	0	0	0	0	0
8. 2014.....	XXX	XXX	XXX	XXX	XXX	XXX	0	0	0	0	0	0
9. 2015.....	XXX	XXX	XXX	XXX	XXX	XXX	XXX	0	0	0	0	0
10. 2016.....	XXX	XXX	XXX	XXX	XXX	XXX	XXX	XXX	0	0	0	XXX
11. 2017.....	XXX	XXX	XXX	XXX	XXX	XXX	XXX	XXX	XXX	0	XXX	XXX
12. Totals										0	0	

**SCHEDULE P - PART 2E - COMMERCIAL MULTIPLE PERIL**

1. Prior.....	1,322	1,552	1,758	2,162	2,338	2,528	2,774	3,038	3,038	3,038	0	0
2. 2008.....	0	0	0	0	0	0	0	0	0	0	0	0
3. 2009.....	XXX	0	0	0	0	0	0	0	0	0	0	0
4. 2010.....	XXX	XXX	0	0	0	0	0	0	0	0	0	0
5. 2011.....	XXX	XXX	XXX	0	0	0	0	0	0	0	0	0
6. 2012.....	XXX	XXX	XXX	XXX	0	0	0	0	0	0	0	0
7. 2013.....	XXX	XXX	XXX	XXX	XXX	0	0	0	0	0	0	0
8. 2014.....	XXX	XXX	XXX	XXX	XXX	XXX	0	0	0	0	0	0
9. 2015.....	XXX	XXX	XXX	XXX	XXX	XXX	XXX	0	0	0	0	0
10. 2016.....	XXX	XXX	XXX	XXX	XXX	XXX	XXX	XXX	0	0	0	XXX
11. 2017.....	XXX	XXX	XXX	XXX	XXX	XXX	XXX	XXX	XXX	0	XXX	XXX
12. Totals										0	0	

**SCHEDULE P - PART 2F - SECTION 1 - MEDICAL PROFESSIONAL LIABILITY - OCCURRENCE**

Years in Which Losses Were Incurred	Incurred Net Losses and Defense and Cost Containment Expenses Reported at Year End (\$000 omitted)										Development	
	1	2	3	4	5	6	7	8	9	10	11	12
	2008	2009	2010	2011	2012	2013	2014	2015	2016	2017	One Year	Two Year
1. Prior	0	0	0	0	0	0	0	0	0	0	0	0
2. 2008	0	0	0	0	0	0	0	0	0	0	0	0
3. 2009	XXX	0	0	0	0	0	0	0	0	0	0	0
4. 2010	XXX	XXX	0	0	0	0	0	0	0	0	0	0
5. 2011	XXX	XXX	XXX	0	0	0	0	0	0	0	0	0
6. 2012	XXX	XXX	XXX	XXX	0	0	0	0	0	0	0	0
7. 2013	XXX	XXX	XXX	XXX	XXX	0	0	0	0	0	0	0
8. 2014	XXX	XXX	XXX	XXX	XXX	XXX	0	0	0	0	0	0
9. 2015	XXX	XXX	XXX	XXX	XXX	XXX	XXX	0	0	0	0	0
10. 2016	XXX	XXX	XXX	XXX	XXX	XXX	XXX	XXX	0	0	0	XXX
11. 2017	XXX	XXX	XXX	XXX	XXX	XXX	XXX	XXX	XXX	0	XXX	XXX
12. Totals											0	0

NONE

**SCHEDULE P - PART 2F - SECTION 2 - MEDICAL PROFESSIONAL LIABILITY - CLAIMS-MADE**

1. Prior	0	0	0	0	0	0	0	0	0	0	0	0
2. 2008	0	0	0	0	0	0	0	0	0	0	0	0
3. 2009	XXX	0	0	0	0	0	0	0	0	0	0	0
4. 2010	XXX	XXX	0	0	0	0	0	0	0	0	0	0
5. 2011	XXX	XXX	XXX	0	0	0	0	0	0	0	0	0
6. 2012	XXX	XXX	XXX	XXX	0	0	0	0	0	0	0	0
7. 2013	XXX	XXX	XXX	XXX	XXX	0	0	0	0	0	0	0
8. 2014	XXX	XXX	XXX	XXX	XXX	XXX	0	0	0	0	0	0
9. 2015	XXX	XXX	XXX	XXX	XXX	XXX	XXX	0	0	0	0	0
10. 2016	XXX	XXX	XXX	XXX	XXX	XXX	XXX	XXX	0	0	0	XXX
11. 2017	XXX	XXX	XXX	XXX	XXX	XXX	XXX	XXX	XXX	0	XXX	XXX
12. Totals											0	0

NONE

**SCHEDULE P - PART 2G - SPECIAL LIABILITY (OCEAN MARINE, AIRCRAFT (ALL PERILS), BOILER & MACHINERY)**

1. Prior	455	453	475	622	642	701	752	830	830	830	0	0
2. 2008	0	0	0	0	0	0	0	0	0	0	0	0
3. 2009	XXX	0	0	0	0	0	0	0	0	0	0	0
4. 2010	XXX	XXX	0	0	0	0	0	0	0	0	0	0
5. 2011	XXX	XXX	XXX	0	0	0	0	0	0	0	0	0
6. 2012	XXX	XXX	XXX	XXX	0	0	0	0	0	0	0	0
7. 2013	XXX	XXX	XXX	XXX	XXX	0	0	0	0	0	0	0
8. 2014	XXX	XXX	XXX	XXX	XXX	XXX	0	0	0	0	0	0
9. 2015	XXX	XXX	XXX	XXX	XXX	XXX	XXX	0	0	0	0	0
10. 2016	XXX	XXX	XXX	XXX	XXX	XXX	XXX	XXX	0	0	0	XXX
11. 2017	XXX	XXX	XXX	XXX	XXX	XXX	XXX	XXX	XXX	0	XXX	XXX
12. Totals											0	0

**SCHEDULE P - PART 2H - SECTION 1 - OTHER LIABILITY - OCCURRENCE**

1. Prior	77,594	82,784	81,397	83,595	91,192	94,516	93,298	91,988	91,988	91,988	0	0
2. 2008	0	0	0	0	0	0	0	0	0	0	0	0
3. 2009	XXX	0	0	0	0	0	0	0	0	0	0	0
4. 2010	XXX	XXX	0	0	0	0	0	0	0	0	0	0
5. 2011	XXX	XXX	XXX	0	0	0	0	0	0	0	0	0
6. 2012	XXX	XXX	XXX	XXX	0	0	0	0	0	0	0	0
7. 2013	XXX	XXX	XXX	XXX	XXX	0	0	0	0	0	0	0
8. 2014	XXX	XXX	XXX	XXX	XXX	XXX	0	0	0	0	0	0
9. 2015	XXX	XXX	XXX	XXX	XXX	XXX	XXX	0	0	0	0	0
10. 2016	XXX	XXX	XXX	XXX	XXX	XXX	XXX	XXX	0	0	0	XXX
11. 2017	XXX	XXX	XXX	XXX	XXX	XXX	XXX	XXX	XXX	0	XXX	XXX
12. Totals											0	0

**SCHEDULE P - PART 2H - SECTION 2 - OTHER LIABILITY - CLAIMS-MADE**

1. Prior	0	0	0	0	0	0	0	0	0	0	0	0
2. 2008	0	0	0	0	0	0	0	0	0	0	0	0
3. 2009	XXX	0	0	0	0	0	0	0	0	0	0	0
4. 2010	XXX	XXX	0	0	0	0	0	0	0	0	0	0
5. 2011	XXX	XXX	XXX	0	0	0	0	0	0	0	0	0
6. 2012	XXX	XXX	XXX	XXX	0	0	0	0	0	0	0	0
7. 2013	XXX	XXX	XXX	XXX	XXX	0	0	0	0	0	0	0
8. 2014	XXX	XXX	XXX	XXX	XXX	XXX	0	0	0	0	0	0
9. 2015	XXX	XXX	XXX	XXX	XXX	XXX	XXX	0	0	0	0	0
10. 2016	XXX	XXX	XXX	XXX	XXX	XXX	XXX	XXX	0	0	0	XXX
11. 2017	XXX	XXX	XXX	XXX	XXX	XXX	XXX	XXX	XXX	0	XXX	XXX
12. Totals											0	0

NONE



**SCHEDULE P - PART 2I - SPECIAL PROPERTY (FIRE, ALLIED LINES, INLAND MARINE, EARTHQUAKE, BURGLARY AND THEFT)**

Years in Which Losses Were Incurred	Incurred Net Losses and Defense and Cost Containment Expenses Reported at Year End (\$000 omitted)										Development	
	1 2008	2 2009	3 2010	4 2011	5 2012	6 2013	7 2014	8 2015	9 2016	10 2017	11 One Year	12 Two Year
1. Prior.....	...XXX.....	...XXX.....	...XXX.....	...XXX.....	...XXX.....	...XXX.....	...XXX.....	4,327	4,327	4,327	.....0	.....0
2. 2016.....	...XXX.....	...XXX.....	...XXX.....	...XXX.....	...XXX.....	...XXX.....	...XXX.....	...XXX.....	.....0	.....0	.....0	...XXX.....
3. 2017.....	...XXX.....	...XXX.....	...XXX.....	...XXX.....	...XXX.....	...XXX.....	...XXX.....	...XXX.....	...XXX.....	.....0	...XXX.....	...XXX.....
4. Totals											.....0	.....0

**SCHEDULE P - PART 2J - AUTO PHYSICAL DAMAGE**

1. Prior.....	...XXX.....	...XXX.....	...XXX.....	...XXX.....	...XXX.....	...XXX.....	...XXX.....	138	138	138	.....0	.....0
2. 2016.....	...XXX.....	...XXX.....	...XXX.....	...XXX.....	...XXX.....	...XXX.....	...XXX.....	...XXX.....	.....0	.....0	.....0	...XXX.....
3. 2017.....	...XXX.....	...XXX.....	...XXX.....	...XXX.....	...XXX.....	...XXX.....	...XXX.....	...XXX.....	...XXX.....	.....0	...XXX.....	...XXX.....
4. Totals											.....0	.....0

**SCHEDULE P - PART 2K - FIDELITY/SURETY**

1. Prior.....	...XXX.....	...XXX.....	...XXX.....	...XXX.....	...XXX.....	...XXX.....	...XXX.....	393	393	393	.....0	.....0
2. 2016.....	...XXX.....	...XXX.....	...XXX.....	...XXX.....	...XXX.....	...XXX.....	...XXX.....	...XXX.....	.....0	.....0	.....0	...XXX.....
3. 2017.....	...XXX.....	...XXX.....	...XXX.....	...XXX.....	...XXX.....	...XXX.....	...XXX.....	...XXX.....	...XXX.....	.....0	...XXX.....	...XXX.....
4. Totals											.....0	.....0

**SCHEDULE P - PART 2L - OTHER (INCLUDING CREDIT, ACCIDENT AND HEALTH)**

1. Prior.....	...XXX.....	...XXX.....	...XXX.....	...XXX.....	...XXX.....	...XXX.....	...XXX.....	.....0	.....0	.....0	.....0	.....0
2. 2016.....	...XXX.....	...XXX.....	...XXX.....	...XXX.....	...XXX.....	...XXX.....	...XXX.....	...XXX.....	.....0	.....0	.....0	...XXX.....
3. 2017.....	...XXX.....	...XXX.....	...XXX.....	...XXX.....	...XXX.....	...XXX.....	...XXX.....	...XXX.....	...XXX.....	.....0	...XXX.....	...XXX.....
4. Totals											.....0	.....0

**SCHEDULE P - PART 2M - INTERNATIONAL**

1. Prior.....	.....0	.....0	.....0	.....0	.....0	.....0	.....0	.....0	.....0	.....0	.....0	.....0
2. 2008.....	.....0	.....0	.....0	.....0	.....0	.....0	.....0	.....0	.....0	.....0	.....0	.....0
3. 2009.....	...XXX.....	.....0	.....0	.....0	.....0	.....0	.....0	.....0	.....0	.....0	.....0	.....0
4. 2010.....	...XXX.....	...XXX.....	.....0	.....0	.....0	.....0	.....0	.....0	.....0	.....0	.....0	.....0
5. 2011.....	...XXX.....	...XXX.....	...XXX.....	.....0	.....0	.....0	.....0	.....0	.....0	.....0	.....0	.....0
6. 2012.....	...XXX.....	...XXX.....	...XXX.....	...XXX.....	...XXX.....	...XXX.....	...XXX.....	...XXX.....	.....0	.....0	.....0	.....0
7. 2013.....	...XXX.....	...XXX.....	...XXX.....	...XXX.....	...XXX.....	...XXX.....	...XXX.....	...XXX.....	.....0	.....0	.....0	.....0
8. 2014.....	...XXX.....	...XXX.....	...XXX.....	...XXX.....	...XXX.....	...XXX.....	...XXX.....	...XXX.....	.....0	.....0	.....0	.....0
9. 2015.....	...XXX.....	...XXX.....	...XXX.....	...XXX.....	...XXX.....	...XXX.....	...XXX.....	...XXX.....	.....0	.....0	.....0	.....0
10. 2016.....	...XXX.....	...XXX.....	...XXX.....	...XXX.....	...XXX.....	...XXX.....	...XXX.....	...XXX.....	.....0	.....0	.....0	...XXX.....
11. 2017.....	...XXX.....	...XXX.....	...XXX.....	...XXX.....	...XXX.....	...XXX.....	...XXX.....	...XXX.....	...XXX.....	.....0	...XXX.....	...XXX.....
12. Totals											.....0	.....0

**SCHEDULE P - PART 2N - REINSURANCE**

NONPROPORTIONAL ASSUMED PROPERTY

Years in Which Losses Were Incurred	Incurred Net Losses and Defense and Cost Containment Expenses Reported at Year End (\$000 omitted)										Development	
	1	2	3	4	5	6	7	8	9	10	11	12
	2008	2009	2010	2011	2012	2013	2014	2015	2016	2017	One Year	Two Year
1. Prior.....	1,006	370	48	33	29	30	30	29	29	29	0	0
2. 2008.....	0	0	0	0	0	0	0	0	0	0	0	0
3. 2009.....	XXX	0	0	0	0	0	0	0	0	0	0	0
4. 2010.....	XXX	XXX	0	0	0	0	0	0	0	0	0	0
5. 2011.....	XXX	XXX	XXX	0	0	0	0	0	0	0	0	0
6. 2012.....	XXX	XXX	XXX	XXX	0	0	0	0	0	0	0	0
7. 2013.....	XXX	XXX	XXX	XXX	XXX	0	0	0	0	0	0	0
8. 2014.....	XXX	XXX	XXX	XXX	XXX	XXX	0	0	0	0	0	0
9. 2015.....	XXX	XXX	XXX	XXX	XXX	XXX	XXX	0	0	0	0	0
10. 2016.....	XXX	XXX	XXX	XXX	XXX	XXX	XXX	XXX	0	0	0	XXX
11. 2017.....	XXX	XXX	XXX	XXX	XXX	XXX	XXX	XXX	XXX	0	XXX	XXX
12. Totals										0	0	

**SCHEDULE P - PART 2O - REINSURANCE**

NONPROPORTIONAL ASSUMED LIABILITY

1. Prior.....	5,377	3,576	2,378	1,577	1,576	2,264	1,869	1,402	1,402	1,402	0	0
2. 2008.....	0	0	0	0	0	0	0	0	0	0	0	0
3. 2009.....	XXX	0	0	0	0	0	0	0	0	0	0	0
4. 2010.....	XXX	XXX	0	0	0	0	0	0	0	0	0	0
5. 2011.....	XXX	XXX	XXX	0	0	0	0	0	0	0	0	0
6. 2012.....	XXX	XXX	XXX	XXX	0	0	0	0	0	0	0	0
7. 2013.....	XXX	XXX	XXX	XXX	XXX	0	0	0	0	0	0	0
8. 2014.....	XXX	XXX	XXX	XXX	XXX	XXX	0	0	0	0	0	0
9. 2015.....	XXX	XXX	XXX	XXX	XXX	XXX	XXX	0	0	0	0	0
10. 2016.....	XXX	XXX	XXX	XXX	XXX	XXX	XXX	XXX	0	0	0	XXX
11. 2017.....	XXX	XXX	XXX	XXX	XXX	XXX	XXX	XXX	XXX	0	XXX	XXX
12. Totals										0	0	

**SCHEDULE P - PART 2P - REINSURANCE**

NONPROPORTIONAL ASSUMED FINANCIAL LINES

1. Prior.....	0	0	0	0	0	0	0	0	0	0	0	0
2. 2008.....	0	0	0	0	0	0	0	0	0	0	0	0
3. 2009.....	XXX	0	0	0	0	0	0	0	0	0	0	0
4. 2010.....	XXX	XXX	0	0	0	0	0	0	0	0	0	0
5. 2011.....	XXX	XXX	XXX	0	0	0	0	0	0	0	0	0
6. 2012.....	XXX	XXX	XXX	XXX	0	0	0	0	0	0	0	0
7. 2013.....	XXX	XXX	XXX	XXX	XXX	0	0	0	0	0	0	0
8. 2014.....	XXX	XXX	XXX	XXX	XXX	XXX	0	0	0	0	0	0
9. 2015.....	XXX	XXX	XXX	XXX	XXX	XXX	XXX	0	0	0	0	0
10. 2016.....	XXX	XXX	XXX	XXX	XXX	XXX	XXX	XXX	0	0	0	XXX
11. 2017.....	XXX	XXX	XXX	XXX	XXX	XXX	XXX	XXX	XXX	0	XXX	XXX
12. Totals										0	0	

NONE

**SCHEDULE P - PART 2R - SECTION 1 - PRODUCTS LIABILITY - OCCURRENCE**

Years in Which Losses Were Incurred	Incurred Net Losses and Defense and Cost Containment Expenses Reported at Year End (\$000 omitted)										Development	
	1	2	3	4	5	6	7	8	9	10	11	12
	2008	2009	2010	2011	2012	2013	2014	2015	2016	2017	One Year	Two Year
1. Prior.....	0	0	0	0	0	0	0	0	0	0	0	0
2. 2008.....	0	0	0	0	0	0	0	0	0	0	0	0
3. 2009.....	XXX	0	0	0	0	0	0	0	0	0	0	0
4. 2010.....	XXX	XXX	0	0	0	0	0	0	0	0	0	0
5. 2011.....	XXX	XXX	XXX	0	0	0	0	0	0	0	0	0
6. 2012.....	XXX	XXX	XXX	XXX	0	0	0	0	0	0	0	0
7. 2013.....	XXX	XXX	XXX	XXX	XXX	0	0	0	0	0	0	0
8. 2014.....	XXX	XXX	XXX	XXX	XXX	XXX	0	0	0	0	0	0
9. 2015.....	XXX	XXX	XXX	XXX	XXX	XXX	XXX	0	0	0	0	0
10. 2016.....	XXX	XXX	XXX	XXX	XXX	XXX	XXX	XXX	0	0	0	XXX
11. 2017.....	XXX	XXX	XXX	XXX	XXX	XXX	XXX	XXX	XXX	0	XXX	XXX
12. Totals										0	0	

NONE

**SCHEDULE P - PART 2R - SECTION 2 - PRODUCTS LIABILITY - CLAIMS-MADE**

1. Prior.....	0	0	0	0	0	0	0	0	0	0	0	0
2. 2008.....	0	0	0	0	0	0	0	0	0	0	0	0
3. 2009.....	XXX	0	0	0	0	0	0	0	0	0	0	0
4. 2010.....	XXX	XXX	0	0	0	0	0	0	0	0	0	0
5. 2011.....	XXX	XXX	XXX	0	0	0	0	0	0	0	0	0
6. 2012.....	XXX	XXX	XXX	XXX	0	0	0	0	0	0	0	0
7. 2013.....	XXX	XXX	XXX	XXX	XXX	0	0	0	0	0	0	0
8. 2014.....	XXX	XXX	XXX	XXX	XXX	XXX	0	0	0	0	0	0
9. 2015.....	XXX	XXX	XXX	XXX	XXX	XXX	XXX	0	0	0	0	0
10. 2016.....	XXX	XXX	XXX	XXX	XXX	XXX	XXX	XXX	0	0	0	XXX
11. 2017.....	XXX	XXX	XXX	XXX	XXX	XXX	XXX	XXX	XXX	0	XXX	XXX
12. Totals										0	0	

NONE

**SCHEDULE P - PART 2S - FINANCIAL GUARANTY/MORTGAGE GUARANTY**

1. Prior.....	XXX	XXX	XXX	XXX	XXX	XXX	0	0	0	0	0
2. 2016.....	XXX	XXX	XXX	XXX	XXX	XXX	XXX	0	0	0	XXX
3. 2017.....	XXX	XXX	XXX	XXX	XXX	XXX	XXX	XXX	0	XXX	XXX
4. Totals										0	0

NONE

**SCHEDULE P - PART 2T - WARRANTY**

1. Prior.....	XXX	XXX	XXX	XXX	XXX	XXX	0	0	0	0	0
2. 2016.....	XXX	XXX	XXX	XXX	XXX	XXX	XXX	0	0	0	XXX
3. 2017.....	XXX	XXX	XXX	XXX	XXX	XXX	XXX	XXX	0	XXX	XXX
4. Totals										0	0

NONE

**SCHEDULE P - PART 3A - HOMEOWNERS/FARMOWNERS**

Years in Which Losses Were Incurred	Cumulative Paid Net Losses and Defense and Cost Containment Expenses Reported at Year End (\$000 omitted)										11 Number of Claims Closed With Loss Payment	12 Number of Claims Closed Without Loss Payment
	1 2008	2 2009	3 2010	4 2011	5 2012	6 2013	7 2014	8 2015	9 2016	10 2017		
1. Prior.....	.000.....	34.....	66.....	110.....	128.....	145.....	163.....	179.....	332.....	332.....	27,710.....	9,347.....
2. 2008.....	0.....	0.....	0.....	0.....	0.....	0.....	0.....	0.....	0.....	0.....	10,446.....	3,216.....
3. 2009.....	XXX.....	0.....	0.....	0.....	0.....	0.....	0.....	0.....	0.....	0.....	9,673.....	3,149.....
4. 2010.....	XXX.....	XXX.....	0.....	0.....	0.....	0.....	0.....	0.....	0.....	0.....	10,803.....	3,203.....
5. 2011.....	XXX.....	XXX.....	XXX.....	0.....	0.....	0.....	0.....	0.....	0.....	0.....	18,464.....	6,067.....
6. 2012.....	XXX.....	XXX.....	XXX.....	XXX.....	0.....	0.....	0.....	0.....	0.....	0.....	15,796.....	4,903.....
7. 2013.....	XXX.....	XXX.....	XXX.....	XXX.....	XXX.....	0.....	0.....	0.....	0.....	0.....	9,226.....	3,232.....
8. 2014.....	XXX.....	XXX.....	XXX.....	XXX.....	XXX.....	XXX.....	0.....	0.....	0.....	0.....	10,890.....	3,981.....
9. 2015.....	XXX.....	XXX.....	XXX.....	XXX.....	XXX.....	XXX.....	XXX.....	0.....	0.....	0.....	10,269.....	3,397.....
10. 2016.....	XXX.....	XXX.....	XXX.....	XXX.....	XXX.....	XXX.....	XXX.....	XXX.....	0.....	0.....	8,476.....	3,253.....
11. 2017.....	XXX.....	XXX.....	XXX.....	XXX.....	XXX.....	XXX.....	XXX.....	XXX.....	XXX.....	0.....	8,752.....	3,416.....

**SCHEDULE P - PART 3B - PRIVATE PASSENGER AUTO LIABILITY/MEDICAL**

1. Prior.....	.000.....	235.....	462.....	606.....	703.....	773.....	913.....	1,030.....	2,238.....	2,238.....	83,403.....	25,502.....
2. 2008.....	0.....	0.....	0.....	0.....	0.....	0.....	0.....	0.....	0.....	0.....	27,308.....	8,816.....
3. 2009.....	XXX.....	0.....	0.....	0.....	0.....	0.....	0.....	0.....	0.....	0.....	27,996.....	9,383.....
4. 2010.....	XXX.....	XXX.....	0.....	0.....	0.....	0.....	0.....	0.....	0.....	0.....	29,086.....	10,625.....
5. 2011.....	XXX.....	XXX.....	XXX.....	0.....	0.....	0.....	0.....	0.....	0.....	0.....	29,744.....	11,487.....
6. 2012.....	XXX.....	XXX.....	XXX.....	XXX.....	0.....	0.....	0.....	0.....	0.....	0.....	30,074.....	11,097.....
7. 2013.....	XXX.....	XXX.....	XXX.....	XXX.....	XXX.....	0.....	0.....	0.....	0.....	0.....	30,528.....	12,118.....
8. 2014.....	XXX.....	XXX.....	XXX.....	XXX.....	XXX.....	XXX.....	0.....	0.....	0.....	0.....	31,264.....	12,536.....
9. 2015.....	XXX.....	XXX.....	XXX.....	XXX.....	XXX.....	XXX.....	XXX.....	0.....	0.....	0.....	33,901.....	12,863.....
10. 2016.....	XXX.....	XXX.....	XXX.....	XXX.....	XXX.....	XXX.....	XXX.....	XXX.....	0.....	0.....	32,988.....	13,594.....
11. 2017.....	XXX.....	XXX.....	XXX.....	XXX.....	XXX.....	XXX.....	XXX.....	XXX.....	XXX.....	0.....	22,464.....	9,284.....

**SCHEDULE P - PART 3C - COMMERCIAL AUTO/TRUCK LIABILITY/MEDICAL**

1. Prior.....	.000.....	0.....	0.....	0.....	0.....	0.....	0.....	0.....	0.....	0.....	0.....	0.....
2. 2008.....	0.....	0.....	0.....	0.....	0.....	0.....	0.....	0.....	0.....	0.....	0.....	0.....
3. 2009.....	XXX.....	0.....	0.....	0.....	0.....	0.....	0.....	0.....	0.....	0.....	0.....	0.....
4. 2010.....	XXX.....	XXX.....	0.....	0.....	0.....	0.....	0.....	0.....	0.....	0.....	0.....	0.....
5. 2011.....	XXX.....	XXX.....	XXX.....	0.....	0.....	0.....	0.....	0.....	0.....	0.....	0.....	0.....
6. 2012.....	XXX.....	XXX.....	XXX.....	XXX.....	0.....	0.....	0.....	0.....	0.....	0.....	0.....	0.....
7. 2013.....	XXX.....	XXX.....	XXX.....	XXX.....	XXX.....	0.....	0.....	0.....	0.....	0.....	0.....	0.....
8. 2014.....	XXX.....	XXX.....	XXX.....	XXX.....	XXX.....	XXX.....	0.....	0.....	0.....	0.....	0.....	0.....
9. 2015.....	XXX.....	XXX.....	XXX.....	XXX.....	XXX.....	XXX.....	XXX.....	0.....	0.....	0.....	0.....	0.....
10. 2016.....	XXX.....	XXX.....	XXX.....	XXX.....	XXX.....	XXX.....	XXX.....	XXX.....	0.....	0.....	0.....	0.....
11. 2017.....	XXX.....	XXX.....	XXX.....	XXX.....	XXX.....	XXX.....	XXX.....	XXX.....	XXX.....	0.....	0.....	0.....

**NONE**

**SCHEDULE P - PART 3D - WORKERS' COMPENSATION  
(EXCLUDING EXCESS WORKERS' COMPENSATION)**

1. Prior.....	.000.....	478.....	772.....	982.....	1,167.....	1,410.....	2,314.....	2,667.....	5,777.....	5,777.....	1.....	0.....
2. 2008.....	0.....	0.....	0.....	0.....	0.....	0.....	0.....	0.....	0.....	0.....	0.....	1.....
3. 2009.....	XXX.....	0.....	0.....	0.....	0.....	0.....	0.....	0.....	0.....	0.....	0.....	0.....
4. 2010.....	XXX.....	XXX.....	0.....	0.....	0.....	0.....	0.....	0.....	0.....	0.....	0.....	1.....
5. 2011.....	XXX.....	XXX.....	XXX.....	0.....	0.....	0.....	0.....	0.....	0.....	0.....	0.....	0.....
6. 2012.....	XXX.....	XXX.....	XXX.....	XXX.....	0.....	0.....	0.....	0.....	0.....	0.....	0.....	0.....
7. 2013.....	XXX.....	XXX.....	XXX.....	XXX.....	XXX.....	0.....	0.....	0.....	0.....	0.....	0.....	0.....
8. 2014.....	XXX.....	XXX.....	XXX.....	XXX.....	XXX.....	XXX.....	0.....	0.....	0.....	0.....	0.....	0.....
9. 2015.....	XXX.....	XXX.....	XXX.....	XXX.....	XXX.....	XXX.....	XXX.....	0.....	0.....	0.....	0.....	0.....
10. 2016.....	XXX.....	XXX.....	XXX.....	XXX.....	XXX.....	XXX.....	XXX.....	XXX.....	0.....	0.....	0.....	0.....
11. 2017.....	XXX.....	XXX.....	XXX.....	XXX.....	XXX.....	XXX.....	XXX.....	XXX.....	XXX.....	0.....	0.....	0.....

**SCHEDULE P - PART 3E - COMMERCIAL MULTIPLE PERIL**

1. Prior.....	.000.....	351.....	645.....	960.....	1,234.....	1,355.....	1,506.....	1,689.....	3,038.....	3,038.....	0.....	0.....
2. 2008.....	0.....	0.....	0.....	0.....	0.....	0.....	0.....	0.....	0.....	0.....	0.....	0.....
3. 2009.....	XXX.....	0.....	0.....	0.....	0.....	0.....	0.....	0.....	0.....	0.....	0.....	0.....
4. 2010.....	XXX.....	XXX.....	0.....	0.....	0.....	0.....	0.....	0.....	0.....	0.....	0.....	0.....
5. 2011.....	XXX.....	XXX.....	XXX.....	0.....	0.....	0.....	0.....	0.....	0.....	0.....	0.....	0.....
6. 2012.....	XXX.....	XXX.....	XXX.....	XXX.....	0.....	0.....	0.....	0.....	0.....	0.....	0.....	0.....
7. 2013.....	XXX.....	XXX.....	XXX.....	XXX.....	XXX.....	0.....	0.....	0.....	0.....	0.....	0.....	0.....
8. 2014.....	XXX.....	XXX.....	XXX.....	XXX.....	XXX.....	XXX.....	0.....	0.....	0.....	0.....	0.....	0.....
9. 2015.....	XXX.....	XXX.....	XXX.....	XXX.....	XXX.....	XXX.....	XXX.....	0.....	0.....	0.....	0.....	0.....
10. 2016.....	XXX.....	XXX.....	XXX.....	XXX.....	XXX.....	XXX.....	XXX.....	XXX.....	0.....	0.....	0.....	0.....
11. 2017.....	XXX.....	XXX.....	XXX.....	XXX.....	XXX.....	XXX.....	XXX.....	XXX.....	XXX.....	0.....	0.....	0.....

**SCHEDULE P - PART 3F - SECTION 1 - MEDICAL PROFESSIONAL LIABILITY - OCCURRENCE**

Years in Which Losses Were Incurred	Cumulative Paid Net Losses and Defense and Cost Containment Expenses Reported at Year End (\$000 omitted)										11 Number of Claims Closed With Loss Payment	12 Number of Claims Closed Without Loss Payment	
	1 2008	2 2009	3 2010	4 2011	5 2012	6 2013	7 2014	8 2015	9 2016	10 2017			
1. Prior.....	.000.....	.0.....	.0.....	.0.....	.0.....	.0.....	.0.....	.0.....	.0.....	.0.....	.0.....	.0.....	.0.....
2. 2008.....	0.....	.0.....	.0.....	.0.....	.0.....	.0.....	.0.....	.0.....	.0.....	.0.....	.0.....	.0.....	.0.....
3. 2009.....	.XXX.....	.0.....	.0.....	.0.....	.0.....	.0.....	.0.....	.0.....	.0.....	.0.....	.0.....	.0.....	.0.....
4. 2010.....	.XXX.....	.XXX.....	.0.....	.0.....	.0.....	.0.....	.0.....	.0.....	.0.....	.0.....	.0.....	.0.....	.0.....
5. 2011.....	.XXX.....	.XXX.....	.XXX.....	.0.....	.0.....	.0.....	.0.....	.0.....	.0.....	.0.....	.0.....	.0.....	.0.....
6. 2012.....	.XXX.....	.XXX.....	.XXX.....	.XXX.....	.0.....	.0.....	.0.....	.0.....	.0.....	.0.....	.0.....	.0.....	.0.....
7. 2013.....	.XXX.....	.XXX.....	.XXX.....	.XXX.....	.XXX.....	.0.....	.0.....	.0.....	.0.....	.0.....	.0.....	.0.....	.0.....
8. 2014.....	.XXX.....	.XXX.....	.XXX.....	.XXX.....	.XXX.....	.XXX.....	.0.....	.0.....	.0.....	.0.....	.0.....	.0.....	.0.....
9. 2015.....	.XXX.....	.XXX.....	.XXX.....	.XXX.....	.XXX.....	.XXX.....	.XXX.....	.0.....	.0.....	.0.....	.0.....	.0.....	.0.....
10. 2016.....	.XXX.....	.XXX.....	.XXX.....	.XXX.....	.XXX.....	.XXX.....	.XXX.....	.XXX.....	.0.....	.0.....	.0.....	.0.....	.0.....
11. 2017.....	.XXX.....	.XXX.....	.XXX.....	.XXX.....	.XXX.....	.XXX.....	.XXX.....	.XXX.....	.XXX.....	.0.....	.0.....	.0.....	.0.....

NONE

**SCHEDULE P - PART 3F - SECTION 2 - MEDICAL PROFESSIONAL LIABILITY - CLAIMS-MADE**

1. Prior.....	.000.....	.0.....	.0.....	.0.....	.0.....	.0.....	.0.....	.0.....	.0.....	.0.....	.0.....	.0.....	.0.....
2. 2008.....	0.....	.0.....	.0.....	.0.....	.0.....	.0.....	.0.....	.0.....	.0.....	.0.....	.0.....	.0.....	.0.....
3. 2009.....	.XXX.....	.0.....	.0.....	.0.....	.0.....	.0.....	.0.....	.0.....	.0.....	.0.....	.0.....	.0.....	.0.....
4. 2010.....	.XXX.....	.XXX.....	.0.....	.0.....	.0.....	.0.....	.0.....	.0.....	.0.....	.0.....	.0.....	.0.....	.0.....
5. 2011.....	.XXX.....	.XXX.....	.XXX.....	.0.....	.0.....	.0.....	.0.....	.0.....	.0.....	.0.....	.0.....	.0.....	.0.....
6. 2012.....	.XXX.....	.XXX.....	.XXX.....	.XXX.....	.0.....	.0.....	.0.....	.0.....	.0.....	.0.....	.0.....	.0.....	.0.....
7. 2013.....	.XXX.....	.XXX.....	.XXX.....	.XXX.....	.XXX.....	.0.....	.0.....	.0.....	.0.....	.0.....	.0.....	.0.....	.0.....
8. 2014.....	.XXX.....	.XXX.....	.XXX.....	.XXX.....	.XXX.....	.XXX.....	.0.....	.0.....	.0.....	.0.....	.0.....	.0.....	.0.....
9. 2015.....	.XXX.....	.XXX.....	.XXX.....	.XXX.....	.XXX.....	.XXX.....	.XXX.....	.0.....	.0.....	.0.....	.0.....	.0.....	.0.....
10. 2016.....	.XXX.....	.XXX.....	.XXX.....	.XXX.....	.XXX.....	.XXX.....	.XXX.....	.XXX.....	.0.....	.0.....	.0.....	.0.....	.0.....
11. 2017.....	.XXX.....	.XXX.....	.XXX.....	.XXX.....	.XXX.....	.XXX.....	.XXX.....	.XXX.....	.XXX.....	.0.....	.0.....	.0.....	.0.....

NONE

**SCHEDULE P - PART 3G - SPECIAL LIABILITY (OCEAN MARINE, AIRCRAFT (ALL PERILS), BOILER AND MACHINERY)**

1. Prior.....	.000.....	.44.....	.110.....	.197.....	.267.....	.302.....	.416.....	.467.....	.830.....	.830.....	.XXX.....	.XXX.....
2. 2008.....	0.....	.0.....	.0.....	.0.....	.0.....	.0.....	.0.....	.0.....	.0.....	.0.....	.XXX.....	.XXX.....
3. 2009.....	.XXX.....	.0.....	.0.....	.0.....	.0.....	.0.....	.0.....	.0.....	.0.....	.0.....	.XXX.....	.XXX.....
4. 2010.....	.XXX.....	.XXX.....	.0.....	.0.....	.0.....	.0.....	.0.....	.0.....	.0.....	.0.....	.XXX.....	.XXX.....
5. 2011.....	.XXX.....	.XXX.....	.XXX.....	.0.....	.0.....	.0.....	.0.....	.0.....	.0.....	.0.....	.XXX.....	.XXX.....
6. 2012.....	.XXX.....	.XXX.....	.XXX.....	.XXX.....	.0.....	.0.....	.0.....	.0.....	.0.....	.0.....	.XXX.....	.XXX.....
7. 2013.....	.XXX.....	.XXX.....	.XXX.....	.XXX.....	.XXX.....	.0.....	.0.....	.0.....	.0.....	.0.....	.XXX.....	.XXX.....
8. 2014.....	.XXX.....	.XXX.....	.XXX.....	.XXX.....	.XXX.....	.XXX.....	.0.....	.0.....	.0.....	.0.....	.XXX.....	.XXX.....
9. 2015.....	.XXX.....	.XXX.....	.XXX.....	.XXX.....	.XXX.....	.XXX.....	.XXX.....	.0.....	.0.....	.0.....	.XXX.....	.XXX.....
10. 2016.....	.XXX.....	.XXX.....	.XXX.....	.XXX.....	.XXX.....	.XXX.....	.XXX.....	.XXX.....	.0.....	.0.....	.XXX.....	.XXX.....
11. 2017.....	.XXX.....	.XXX.....	.XXX.....	.XXX.....	.XXX.....	.XXX.....	.XXX.....	.XXX.....	.XXX.....	.0.....	.XXX.....	.XXX.....

**SCHEDULE P - PART 3H - SECTION 1 - OTHER LIABILITY - OCCURRENCE**

1. Prior.....	.000.....	12,070.....	15,117.....	23,991.....	31,663.....	39,983.....	42,274.....	51,738.....	91,988.....	91,988.....	.2.....	.0.....
2. 2008.....	0.....	.0.....	.0.....	.0.....	.0.....	.0.....	.0.....	.0.....	.0.....	.0.....	.0.....	.2.....
3. 2009.....	.XXX.....	.0.....	.0.....	.0.....	.0.....	.0.....	.0.....	.0.....	.0.....	.0.....	.0.....	.1.....
4. 2010.....	.XXX.....	.XXX.....	.0.....	.0.....	.0.....	.0.....	.0.....	.0.....	.0.....	.0.....	.2.....	.0.....
5. 2011.....	.XXX.....	.XXX.....	.XXX.....	.0.....	.0.....	.0.....	.0.....	.0.....	.0.....	.0.....	.0.....	.0.....
6. 2012.....	.XXX.....	.XXX.....	.XXX.....	.XXX.....	.0.....	.0.....	.0.....	.0.....	.0.....	.0.....	.1.....	.0.....
7. 2013.....	.XXX.....	.XXX.....	.XXX.....	.XXX.....	.XXX.....	.0.....	.0.....	.0.....	.0.....	.0.....	.0.....	.3.....
8. 2014.....	.XXX.....	.XXX.....	.XXX.....	.XXX.....	.XXX.....	.XXX.....	.0.....	.0.....	.0.....	.0.....	.0.....	.1.....
9. 2015.....	.XXX.....	.XXX.....	.XXX.....	.XXX.....	.XXX.....	.XXX.....	.XXX.....	.0.....	.0.....	.0.....	.1.....	.4.....
10. 2016.....	.XXX.....	.XXX.....	.XXX.....	.XXX.....	.XXX.....	.XXX.....	.XXX.....	.XXX.....	.0.....	.0.....	.0.....	.1.....
11. 2017.....	.XXX.....	.XXX.....	.XXX.....	.XXX.....	.XXX.....	.XXX.....	.XXX.....	.XXX.....	.XXX.....	.0.....	.0.....	.0.....

**SCHEDULE P - PART 3H - SECTION 2 - OTHER LIABILITY - CLAIMS-MADE**

1. Prior.....	.000.....	.0.....	.0.....	.0.....	.0.....	.0.....	.0.....	.0.....	.0.....	.0.....	.0.....	.0.....
2. 2008.....	0.....	.0.....	.0.....	.0.....	.0.....	.0.....	.0.....	.0.....	.0.....	.0.....	.0.....	.0.....
3. 2009.....	.XXX.....	.0.....	.0.....	.0.....	.0.....	.0.....	.0.....	.0.....	.0.....	.0.....	.0.....	.0.....
4. 2010.....	.XXX.....	.XXX.....	.0.....	.0.....	.0.....	.0.....	.0.....	.0.....	.0.....	.0.....	.0.....	.0.....
5. 2011.....	.XXX.....	.XXX.....	.XXX.....	.0.....	.0.....	.0.....	.0.....	.0.....	.0.....	.0.....	.0.....	.0.....
6. 2012.....	.XXX.....	.XXX.....	.XXX.....	.XXX.....	.0.....	.0.....	.0.....	.0.....	.0.....	.0.....	.0.....	.0.....
7. 2013.....	.XXX.....	.XXX.....	.XXX.....	.XXX.....	.XXX.....	.0.....	.0.....	.0.....	.0.....	.0.....	.0.....	.0.....
8. 2014.....	.XXX.....	.XXX.....	.XXX.....	.XXX.....	.XXX.....	.XXX.....	.0.....	.0.....	.0.....	.0.....	.0.....	.0.....
9. 2015.....	.XXX.....	.XXX.....	.XXX.....	.XXX.....	.XXX.....	.XXX.....	.XXX.....	.0.....	.0.....	.0.....	.0.....	.0.....
10. 2016.....	.XXX.....	.XXX.....	.XXX.....	.XXX.....	.XXX.....	.XXX.....	.XXX.....	.XXX.....	.0.....	.0.....	.0.....	.0.....
11. 2017.....	.XXX.....	.XXX.....	.XXX.....	.XXX.....	.XXX.....	.XXX.....	.XXX.....	.XXX.....	.XXX.....	.0.....	.0.....	.0.....

NONE

**SCHEDULE P - PART 3I - SPECIAL PROPERTY (FIRE, ALLIED LINES, INLAND MARINE, EARTHQUAKE, BURGLARY AND THEFT)**

Years in Which Losses Were Incurred	Cumulative Paid Net Losses and Defense and Containment Expenses Reported at Year End (\$000 omitted)										11 Number of Claims Closed With Loss Payment	12 Number of Claims Closed Without Loss Payment
	1 2008	2 2009	3 2010	4 2011	5 2012	6 2013	7 2014	8 2015	9 2016	10 2017		
1. Prior.....	XXX	XXX	XXX	XXX	XXX	XXX	XXX	000	4,327	4,327	XXX	XXX
2. 2016.....	XXX	XXX	XXX	XXX	XXX	XXX	XXX	XXX	0	0	XXX	XXX
3. 2017.....	XXX	XXX	XXX	XXX	XXX	XXX	XXX	XXX	XXX	0	XXX	XXX

**SCHEDULE P - PART 3J - AUTO PHYSICAL DAMAGE**

1. Prior.....	XXX	XXX	XXX	XXX	XXX	XXX	XXX	000	138	138	405,558	66,549
2. 2016.....	XXX	XXX	XXX	XXX	XXX	XXX	XXX	XXX	0	0	96,727	15,889
3. 2017.....	XXX	XXX	XXX	XXX	XXX	XXX	XXX	XXX	XXX	0	90,412	14,213

**SCHEDULE P - PART 3K - FIDELITY/SURETY**

1. Prior.....	XXX	XXX	XXX	XXX	XXX	XXX	XXX	000	393	393	XXX	XXX
2. 2016.....	XXX	XXX	XXX	XXX	XXX	XXX	XXX	XXX	0	0	XXX	XXX
3. 2017.....	XXX	XXX	XXX	XXX	XXX	XXX	XXX	XXX	XXX	0	XXX	XXX

**SCHEDULE P - PART 3L - OTHER (INCLUDING CREDIT, ACCIDENT AND HEALTH)**

1. Prior.....	XXX	XXX	XXX	XXX	XXX	XXX	XXX	000	0	0	XXX	XXX
2. 2016.....	XXX	XXX	XXX	XXX	XXX	XXX	XXX	XXX	0	0	XXX	XXX
3. 2017.....	XXX	XXX	XXX	XXX	XXX	XXX	XXX	XXX	XXX	0	XXX	XXX

**SCHEDULE P - PART 3M - INTERNATIONAL**

1. Prior.....	000	0	0	0	0	0	0	0	0	0	XXX	XXX
2. 2008.....	0	0	0	0	0	0	0	0	0	0	XXX	XXX
3. 2009.....	XXX	0	0	0	0	0	0	0	0	0	XXX	XXX
4. 2010.....	XXX	XXX	0	0	0	0	0	0	0	0	XXX	XXX
5. 2011.....	XXX	XXX	XXX	0	0	0	0	0	0	0	XXX	XXX
6. 2012.....	XXX	XXX	XXX	XXX	0	0	0	0	0	0	XXX	XXX
7. 2013.....	XXX	XXX	XXX	XXX	XXX	0	0	0	0	0	XXX	XXX
8. 2014.....	XXX	XXX	XXX	XXX	XXX	XXX	0	0	0	0	XXX	XXX
9. 2015.....	XXX	XXX	XXX	XXX	XXX	XXX	XXX	0	0	0	XXX	XXX
10. 2016.....	XXX	XXX	XXX	XXX	XXX	XXX	XXX	XXX	0	0	XXX	XXX
11. 2017.....	XXX	XXX	XXX	XXX	XXX	XXX	XXX	XXX	XXX	0	XXX	XXX

**SCHEDULE P - PART 3N - REINSURANCE**

NONPROPORTIONAL ASSUMED PROPERTY

Years in Which Losses Were Incurred	Cumulative Paid Net Losses and Defense and Cost Containment Expenses Reported at Year End (\$000 omitted)										11 Number of Claims Closed With Loss Payment	12 Number of Claims Closed Without Loss Payment
	1 2008	2 2009	3 2010	4 2011	5 2012	6 2013	7 2014	8 2015	9 2016	10 2017		
1. Prior.....	.000.....	.....7	.....7	.....7	.....13	.....13	.....13	.....13	.....29	.....29	XXX.....	XXX.....
2. 2008.....	.....0	.....0	.....0	.....0	.....0	.....0	.....0	.....0	.....0	.....0	XXX.....	XXX.....
3. 2009.....	XXX.....	.....0	.....0	.....0	.....0	.....0	.....0	.....0	.....0	.....0	XXX.....	XXX.....
4. 2010.....	XXX.....	XXX.....	.....0	.....0	.....0	.....0	.....0	.....0	.....0	.....0	XXX.....	XXX.....
5. 2011.....	XXX.....	XXX.....	XXX.....	.....0	.....0	.....0	.....0	.....0	.....0	.....0	XXX.....	XXX.....
6. 2012.....	XXX.....	XXX.....	XXX.....	XXX.....	.....0	.....0	.....0	.....0	.....0	.....0	XXX.....	XXX.....
7. 2013.....	XXX.....	XXX.....	XXX.....	XXX.....	XXX.....	.....0	.....0	.....0	.....0	.....0	XXX.....	XXX.....
8. 2014.....	XXX.....	XXX.....	XXX.....	XXX.....	XXX.....	XXX.....	.....0	.....0	.....0	.....0	XXX.....	XXX.....
9. 2015.....	XXX.....	XXX.....	XXX.....	XXX.....	XXX.....	XXX.....	XXX.....	.....0	.....0	.....0	XXX.....	XXX.....
10. 2016.....	XXX.....	XXX.....	XXX.....	XXX.....	XXX.....	XXX.....	XXX.....	XXX.....	.....0	.....0	XXX.....	XXX.....
11. 2017.....	XXX.....	XXX.....	XXX.....	XXX.....	XXX.....	XXX.....	XXX.....	XXX.....	XXX.....	.....0	XXX.....	XXX.....

**SCHEDULE P - PART 3O - REINSURANCE**

NONPROPORTIONAL ASSUMED LIABILITY

1. Prior.....	.000.....	.....0	.....65	.....102	.....366	.....446	.....495	.....508	.....1,402	.....1,402	XXX.....	XXX.....
2. 2008.....	.....0	.....0	.....0	.....0	.....0	.....0	.....0	.....0	.....0	.....0	XXX.....	XXX.....
3. 2009.....	XXX.....	.....0	.....0	.....0	.....0	.....0	.....0	.....0	.....0	.....0	XXX.....	XXX.....
4. 2010.....	XXX.....	XXX.....	.....0	.....0	.....0	.....0	.....0	.....0	.....0	.....0	XXX.....	XXX.....
5. 2011.....	XXX.....	XXX.....	XXX.....	.....0	.....0	.....0	.....0	.....0	.....0	.....0	XXX.....	XXX.....
6. 2012.....	XXX.....	XXX.....	XXX.....	XXX.....	.....0	.....0	.....0	.....0	.....0	.....0	XXX.....	XXX.....
7. 2013.....	XXX.....	XXX.....	XXX.....	XXX.....	XXX.....	.....0	.....0	.....0	.....0	.....0	XXX.....	XXX.....
8. 2014.....	XXX.....	XXX.....	XXX.....	XXX.....	XXX.....	XXX.....	.....0	.....0	.....0	.....0	XXX.....	XXX.....
9. 2015.....	XXX.....	XXX.....	XXX.....	XXX.....	XXX.....	XXX.....	XXX.....	.....0	.....0	.....0	XXX.....	XXX.....
10. 2016.....	XXX.....	XXX.....	XXX.....	XXX.....	XXX.....	XXX.....	XXX.....	XXX.....	.....0	.....0	XXX.....	XXX.....
11. 2017.....	XXX.....	XXX.....	XXX.....	XXX.....	XXX.....	XXX.....	XXX.....	XXX.....	XXX.....	.....0	XXX.....	XXX.....

**SCHEDULE P - PART 3P - REINSURANCE**

NONPROPORTIONAL ASSUMED FINANCIAL LINES

1. Prior.....	.000.....	.....0	.....0	.....0	.....0	.....0	.....0	.....0	.....0	.....0	XXX.....	XXX.....
2. 2008.....	.....0	.....0	.....0	.....0	.....0	.....0	.....0	.....0	.....0	.....0	XXX.....	XXX.....
3. 2009.....	XXX.....	.....0	.....0	.....0	.....0	.....0	.....0	.....0	.....0	.....0	XXX.....	XXX.....
4. 2010.....	XXX.....	XXX.....	.....0	.....0	.....0	.....0	.....0	.....0	.....0	.....0	XXX.....	XXX.....
5. 2011.....	XXX.....	XXX.....	XXX.....	.....0	.....0	.....0	.....0	.....0	.....0	.....0	XXX.....	XXX.....
6. 2012.....	XXX.....	XXX.....	XXX.....	XXX.....	.....0	.....0	.....0	.....0	.....0	.....0	XXX.....	XXX.....
7. 2013.....	XXX.....	XXX.....	XXX.....	XXX.....	XXX.....	.....0	.....0	.....0	.....0	.....0	XXX.....	XXX.....
8. 2014.....	XXX.....	XXX.....	XXX.....	XXX.....	XXX.....	XXX.....	.....0	.....0	.....0	.....0	XXX.....	XXX.....
9. 2015.....	XXX.....	XXX.....	XXX.....	XXX.....	XXX.....	XXX.....	XXX.....	.....0	.....0	.....0	XXX.....	XXX.....
10. 2016.....	XXX.....	XXX.....	XXX.....	XXX.....	XXX.....	XXX.....	XXX.....	XXX.....	.....0	.....0	XXX.....	XXX.....
11. 2017.....	XXX.....	XXX.....	XXX.....	XXX.....	XXX.....	XXX.....	XXX.....	XXX.....	XXX.....	.....0	XXX.....	XXX.....

**NONE**

**SCHEDULE P - PART 3R-SECTION 1 - PRODUCTS LIABILITY - OCCURRENCE**

Years in Which Losses Were Incurred	Cumulative Paid Net Losses and Defense and Cost Containment Expenses Reported at Year End (\$000 omitted)										11 Number of Claims Closed With Loss Payment	12 Number of Claims Closed Without Loss Payment	
	1 2008	2 2009	3 2010	4 2011	5 2012	6 2013	7 2014	8 2015	9 2016	10 2017			
1. Prior.....	.000.....	.....0	.....0	.....0	.....0	.....0	.....0	.....0	.....0	.....0	.....0	.....0	.....0
2. 2008.....	.....0	.....0	.....0	.....0	.....0	.....0	.....0	.....0	.....0	.....0	.....0	.....0	.....0
3. 2009.....	...XXX.....	.....0	.....0	.....0	.....0	.....0	.....0	.....0	.....0	.....0	.....0	.....0	.....0
4. 2010.....	...XXX.....	...XXX.....	.....0	.....0	.....0	.....0	.....0	.....0	.....0	.....0	.....0	.....0	.....0
5. 2011.....	...XXX.....	...XXX.....	...XXX.....	.....0	.....0	.....0	.....0	.....0	.....0	.....0	.....0	.....0	.....0
6. 2012.....	...XXX.....	...XXX.....	...XXX.....	...XXX.....	.....0	.....0	.....0	.....0	.....0	.....0	.....0	.....0	.....0
7. 2013.....	...XXX.....	...XXX.....	...XXX.....	...XXX.....	...XXX.....	.....0	.....0	.....0	.....0	.....0	.....0	.....0	.....0
8. 2014.....	...XXX.....	...XXX.....	...XXX.....	...XXX.....	...XXX.....	...XXX.....	.....0	.....0	.....0	.....0	.....0	.....0	.....0
9. 2015.....	...XXX.....	...XXX.....	...XXX.....	...XXX.....	...XXX.....	...XXX.....	...XXX.....	.....0	.....0	.....0	.....0	.....0	.....0
10. 2016.....	...XXX.....	...XXX.....	...XXX.....	...XXX.....	...XXX.....	...XXX.....	...XXX.....	...XXX.....	.....0	.....0	.....0	.....0	.....0
11. 2017.....	...XXX.....	...XXX.....	...XXX.....	...XXX.....	...XXX.....	...XXX.....	...XXX.....	...XXX.....	...XXX.....	.....0	.....0	.....0	.....0

**NONE**

**SCHEDULE P - PART 3R-SECTION 2 - PRODUCTS LIABILITY- CLAIMS-MADE**

1. Prior.....	.000.....	.....0	.....0	.....0	.....0	.....0	.....0	.....0	.....0	.....0	.....0	.....0	.....0
2. 2008.....	.....0	.....0	.....0	.....0	.....0	.....0	.....0	.....0	.....0	.....0	.....0	.....0	.....0
3. 2009.....	...XXX.....	.....0	.....0	.....0	.....0	.....0	.....0	.....0	.....0	.....0	.....0	.....0	.....0
4. 2010.....	...XXX.....	...XXX.....	.....0	.....0	.....0	.....0	.....0	.....0	.....0	.....0	.....0	.....0	.....0
5. 2011.....	...XXX.....	...XXX.....	...XXX.....	.....0	.....0	.....0	.....0	.....0	.....0	.....0	.....0	.....0	.....0
6. 2012.....	...XXX.....	...XXX.....	...XXX.....	...XXX.....	.....0	.....0	.....0	.....0	.....0	.....0	.....0	.....0	.....0
7. 2013.....	...XXX.....	...XXX.....	...XXX.....	...XXX.....	...XXX.....	.....0	.....0	.....0	.....0	.....0	.....0	.....0	.....0
8. 2014.....	...XXX.....	...XXX.....	...XXX.....	...XXX.....	...XXX.....	...XXX.....	.....0	.....0	.....0	.....0	.....0	.....0	.....0
9. 2015.....	...XXX.....	...XXX.....	...XXX.....	...XXX.....	...XXX.....	...XXX.....	...XXX.....	.....0	.....0	.....0	.....0	.....0	.....0
10. 2016.....	...XXX.....	...XXX.....	...XXX.....	...XXX.....	...XXX.....	...XXX.....	...XXX.....	...XXX.....	.....0	.....0	.....0	.....0	.....0
11. 2017.....	...XXX.....	...XXX.....	...XXX.....	...XXX.....	...XXX.....	...XXX.....	...XXX.....	...XXX.....	...XXX.....	.....0	.....0	.....0	.....0

**NONE**

**SCHEDULE P - PART 3S - FINANCIAL GUARANTY/MORTGAGE GUARANTY**

1. Prior.....	...XXX.....	...XXX.....	...XXX.....	...XXX.....	...XXX.....	...XXX.....	...XXX.....	...000.....	.....0	.....0	...XXX.....	...XXX.....
2. 2016.....	...XXX.....	...XXX.....	...XXX.....	...XXX.....	...XXX.....	...XXX.....	...XXX.....	...XXX.....	.....0	.....0	...XXX.....	...XXX.....
3. 2017.....	...XXX.....	...XXX.....	...XXX.....	...XXX.....	...XXX.....	...XXX.....	...XXX.....	...XXX.....	...XXX.....	.....0	...XXX.....	...XXX.....

**NONE**

**SCHEDULE P - PART 3T - WARRANTY**

1. Prior.....	...XXX.....	...XXX.....	...XXX.....	...XXX.....	...XXX.....	...XXX.....	...XXX.....	...000.....	.....0	.....0	.....0	.....0
2. 2016.....	...XXX.....	...XXX.....	...XXX.....	...XXX.....	...XXX.....	...XXX.....	...XXX.....	...XXX.....	.....0	.....0	.....0	.....0
3. 2017.....	...XXX.....	...XXX.....	...XXX.....	...XXX.....	...XXX.....	...XXX.....	...XXX.....	...XXX.....	...XXX.....	.....0	.....0	.....0

**NONE**



**SCHEDULE P - PART 4A - HOMEOWNERS/FARMOWNERS**

Years in Which Losses Were Incurred	Bulk and IBNR Reserves on Net Losses and Defense and Cost Containment Expenses Reported at Year End (\$000 omitted)									
	1 2008	2 2009	3 2010	4 2011	5 2012	6 2013	7 2014	8 2015	9 2016	10 2017
1. Prior.....	17	6	0	0	0	0	0	0	0	0
2. 2008.....	0	0	0	0	0	0	0	0	0	0
3. 2009.....	XXX	0	0	0	0	0	0	0	0	0
4. 2010.....	XXX	XXX	0	0	0	0	0	0	0	0
5. 2011.....	XXX	XXX	XXX	0	0	0	0	0	0	0
6. 2012.....	XXX	XXX	XXX	XXX	0	0	0	0	0	0
7. 2013.....	XXX	XXX	XXX	XXX	XXX	0	0	0	0	0
8. 2014.....	XXX	XXX	XXX	XXX	XXX	XXX	0	0	0	0
9. 2015.....	XXX	XXX	XXX	XXX	XXX	XXX	XXX	0	0	0
10. 2016.....	XXX	XXX	XXX	XXX	XXX	XXX	XXX	XXX	0	0
11. 2017.....	XXX	XXX	XXX	XXX	XXX	XXX	XXX	XXX	XXX	0

**SCHEDULE P - PART 4B - PRIVATE PASSENGER AUTO LIABILITY/MEDICAL**

1. Prior.....	0	0	0	0	0	0	0	0	0	0
2. 2008.....	0	0	0	0	0	0	0	0	0	0
3. 2009.....	XXX	0	0	0	0	0	0	0	0	0
4. 2010.....	XXX	XXX	0	0	0	0	0	0	0	0
5. 2011.....	XXX	XXX	XXX	0	0	0	0	0	0	0
6. 2012.....	XXX	XXX	XXX	XXX	0	0	0	0	0	0
7. 2013.....	XXX	XXX	XXX	XXX	XXX	0	0	0	0	0
8. 2014.....	XXX	XXX	XXX	XXX	XXX	XXX	0	0	0	0
9. 2015.....	XXX	XXX	XXX	XXX	XXX	XXX	XXX	0	0	0
10. 2016.....	XXX	XXX	XXX	XXX	XXX	XXX	XXX	XXX	0	0
11. 2017.....	XXX	XXX	XXX	XXX	XXX	XXX	XXX	XXX	XXX	0

**NONE**

**SCHEDULE P - PART 4C - COMMERCIAL AUTO/TRUCK LIABILITY/MEDICAL**

1. Prior.....	0	0	0	0	0	0	0	0	0	0
2. 2008.....	0	0	0	0	0	0	0	0	0	0
3. 2009.....	XXX	0	0	0	0	0	0	0	0	0
4. 2010.....	XXX	XXX	0	0	0	0	0	0	0	0
5. 2011.....	XXX	XXX	XXX	0	0	0	0	0	0	0
6. 2012.....	XXX	XXX	XXX	XXX	0	0	0	0	0	0
7. 2013.....	XXX	XXX	XXX	XXX	XXX	0	0	0	0	0
8. 2014.....	XXX	XXX	XXX	XXX	XXX	XXX	0	0	0	0
9. 2015.....	XXX	XXX	XXX	XXX	XXX	XXX	XXX	0	0	0
10. 2016.....	XXX	XXX	XXX	XXX	XXX	XXX	XXX	XXX	0	0
11. 2017.....	XXX	XXX	XXX	XXX	XXX	XXX	XXX	XXX	XXX	0

**NONE**

**SCHEDULE P - PART 4D - WORKERS' COMPENSATION  
(EXCLUDING EXCESS WORKERS' COMPENSATION)**

1. Prior.....	446	149	0	0	0	0	0	0	0	0
2. 2008.....	0	0	0	0	0	0	0	0	0	0
3. 2009.....	XXX	0	0	0	0	0	0	0	0	0
4. 2010.....	XXX	XXX	0	0	0	0	0	0	0	0
5. 2011.....	XXX	XXX	XXX	0	0	0	0	0	0	0
6. 2012.....	XXX	XXX	XXX	XXX	0	0	0	0	0	0
7. 2013.....	XXX	XXX	XXX	XXX	XXX	0	0	0	0	0
8. 2014.....	XXX	XXX	XXX	XXX	XXX	XXX	0	0	0	0
9. 2015.....	XXX	XXX	XXX	XXX	XXX	XXX	XXX	0	0	0
10. 2016.....	XXX	XXX	XXX	XXX	XXX	XXX	XXX	XXX	0	0
11. 2017.....	XXX	XXX	XXX	XXX	XXX	XXX	XXX	XXX	XXX	0

**SCHEDULE P - PART 4E - COMMERCIAL MULTIPLE PERIL**

1. Prior.....	0	0	0	0	0	0	0	0	0	0
2. 2008.....	0	0	0	0	0	0	0	0	0	0
3. 2009.....	XXX	0	0	0	0	0	0	0	0	0
4. 2010.....	XXX	XXX	0	0	0	0	0	0	0	0
5. 2011.....	XXX	XXX	XXX	0	0	0	0	0	0	0
6. 2012.....	XXX	XXX	XXX	XXX	0	0	0	0	0	0
7. 2013.....	XXX	XXX	XXX	XXX	XXX	0	0	0	0	0
8. 2014.....	XXX	XXX	XXX	XXX	XXX	XXX	0	0	0	0
9. 2015.....	XXX	XXX	XXX	XXX	XXX	XXX	XXX	0	0	0
10. 2016.....	XXX	XXX	XXX	XXX	XXX	XXX	XXX	XXX	0	0
11. 2017.....	XXX	XXX	XXX	XXX	XXX	XXX	XXX	XXX	XXX	0

**NONE**

**SCHEDULE P - PART 4F - SECTION 1 - MEDICAL PROFESSIONAL LIABILITY - OCCURRENCE**

Years in Which Losses Were Incurred	Bulk and IBNR Reserves on Net Losses and Defense and Cost Containment Expenses Reported at Year End (\$000 omitted)									
	1	2	3	4	5	6	7	8	9	10
	2008	2009	2010	2011	2012	2013	2014	2015	2016	2017
1. Prior.....	.....0	.....0	.....0	.....0	.....0	.....0	.....0	.....0	.....0	.....0
2. 2008.....	.....0	.....0	.....0	.....0	.....0	.....0	.....0	.....0	.....0	.....0
3. 2009.....	XXX	.....0	.....0	.....0	.....0	.....0	.....0	.....0	.....0	.....0
4. 2010.....	XXX	XXX	.....0	.....0	.....0	.....0	.....0	.....0	.....0	.....0
5. 2011.....	XXX	XXX	XXX	.....0	.....0	.....0	.....0	.....0	.....0	.....0
6. 2012.....	XXX	XXX	XXX	XXX	.....0	.....0	.....0	.....0	.....0	.....0
7. 2013.....	XXX	XXX	XXX	XXX	XXX	.....0	.....0	.....0	.....0	.....0
8. 2014.....	XXX	XXX	XXX	XXX	XXX	XXX	.....0	.....0	.....0	.....0
9. 2015.....	XXX	XXX	XXX	XXX	XXX	XXX	XXX	.....0	.....0	.....0
10. 2016.....	XXX	XXX	XXX	XXX	XXX	XXX	XXX	XXX	.....0	.....0
11. 2017.....	XXX	XXX	XXX	XXX	XXX	XXX	XXX	XXX	XXX	.....0

**NONE**

**SCHEDULE P - PART 4F - SECTION 2 - MEDICAL PROFESSIONAL LIABILITY - CLAIMS-MADE**

1. Prior.....	.....0	.....0	.....0	.....0	.....0	.....0	.....0	.....0	.....0	.....0
2. 2008.....	.....0	.....0	.....0	.....0	.....0	.....0	.....0	.....0	.....0	.....0
3. 2009.....	XXX	.....0	.....0	.....0	.....0	.....0	.....0	.....0	.....0	.....0
4. 2010.....	XXX	XXX	.....0	.....0	.....0	.....0	.....0	.....0	.....0	.....0
5. 2011.....	XXX	XXX	XXX	.....0	.....0	.....0	.....0	.....0	.....0	.....0
6. 2012.....	XXX	XXX	XXX	XXX	.....0	.....0	.....0	.....0	.....0	.....0
7. 2013.....	XXX	XXX	XXX	XXX	XXX	.....0	.....0	.....0	.....0	.....0
8. 2014.....	XXX	XXX	XXX	XXX	XXX	XXX	.....0	.....0	.....0	.....0
9. 2015.....	XXX	XXX	XXX	XXX	XXX	XXX	XXX	.....0	.....0	.....0
10. 2016.....	XXX	XXX	XXX	XXX	XXX	XXX	XXX	XXX	.....0	.....0
11. 2017.....	XXX	XXX	XXX	XXX	XXX	XXX	XXX	XXX	XXX	.....0

**NONE**

**SCHEDULE P - PART 4G - SPECIAL LIABILITY (OCEAN MARINE, AIRCRAFT (ALL PERILS), BOILER AND MACHINERY)**

1. Prior.....	.....51	.....17	.....0	.....0	.....0	.....0	.....0	.....0	.....0	.....0
2. 2008.....	.....0	.....0	.....0	.....0	.....0	.....0	.....0	.....0	.....0	.....0
3. 2009.....	XXX	.....0	.....0	.....0	.....0	.....0	.....0	.....0	.....0	.....0
4. 2010.....	XXX	XXX	.....0	.....0	.....0	.....0	.....0	.....0	.....0	.....0
5. 2011.....	XXX	XXX	XXX	.....0	.....0	.....0	.....0	.....0	.....0	.....0
6. 2012.....	XXX	XXX	XXX	XXX	.....0	.....0	.....0	.....0	.....0	.....0
7. 2013.....	XXX	XXX	XXX	XXX	XXX	.....0	.....0	.....0	.....0	.....0
8. 2014.....	XXX	XXX	XXX	XXX	XXX	XXX	.....0	.....0	.....0	.....0
9. 2015.....	XXX	XXX	XXX	XXX	XXX	XXX	XXX	.....0	.....0	.....0
10. 2016.....	XXX	XXX	XXX	XXX	XXX	XXX	XXX	XXX	.....0	.....0
11. 2017.....	XXX	XXX	XXX	XXX	XXX	XXX	XXX	XXX	XXX	.....0

**SCHEDULE P - PART 4H - SECTION 1 - OTHER LIABILITY - OCCURRENCE**

1. Prior.....	.....32,499	.....33,899	.....28,196	.....20,122	.....20,097	.....18,663	.....12,716	.....2,085	.....0	.....0
2. 2008.....	.....0	.....0	.....0	.....0	.....0	.....0	.....0	.....0	.....0	.....0
3. 2009.....	XXX	.....0	.....0	.....0	.....0	.....0	.....0	.....0	.....0	.....0
4. 2010.....	XXX	XXX	.....0	.....0	.....0	.....0	.....0	.....0	.....0	.....0
5. 2011.....	XXX	XXX	XXX	.....0	.....0	.....0	.....0	.....0	.....0	.....0
6. 2012.....	XXX	XXX	XXX	XXX	.....0	.....0	.....0	.....0	.....0	.....0
7. 2013.....	XXX	XXX	XXX	XXX	XXX	.....0	.....0	.....0	.....0	.....0
8. 2014.....	XXX	XXX	XXX	XXX	XXX	XXX	.....0	.....0	.....0	.....0
9. 2015.....	XXX	XXX	XXX	XXX	XXX	XXX	XXX	.....0	.....0	.....0
10. 2016.....	XXX	XXX	XXX	XXX	XXX	XXX	XXX	XXX	.....0	.....0
11. 2017.....	XXX	XXX	XXX	XXX	XXX	XXX	XXX	XXX	XXX	.....0

**SCHEDULE P - PART 4H - SECTION 2 - OTHER LIABILITY - CLAIMS-MADE**

1. Prior.....	.....0	.....0	.....0	.....0	.....0	.....0	.....0	.....0	.....0	.....0
2. 2008.....	.....0	.....0	.....0	.....0	.....0	.....0	.....0	.....0	.....0	.....0
3. 2009.....	XXX	.....0	.....0	.....0	.....0	.....0	.....0	.....0	.....0	.....0
4. 2010.....	XXX	XXX	.....0	.....0	.....0	.....0	.....0	.....0	.....0	.....0
5. 2011.....	XXX	XXX	XXX	.....0	.....0	.....0	.....0	.....0	.....0	.....0
6. 2012.....	XXX	XXX	XXX	XXX	.....0	.....0	.....0	.....0	.....0	.....0
7. 2013.....	XXX	XXX	XXX	XXX	XXX	.....0	.....0	.....0	.....0	.....0
8. 2014.....	XXX	XXX	XXX	XXX	XXX	XXX	.....0	.....0	.....0	.....0
9. 2015.....	XXX	XXX	XXX	XXX	XXX	XXX	XXX	.....0	.....0	.....0
10. 2016.....	XXX	XXX	XXX	XXX	XXX	XXX	XXX	XXX	.....0	.....0
11. 2017.....	XXX	XXX	XXX	XXX	XXX	XXX	XXX	XXX	XXX	.....0

**NONE**

**SCHEDULE P - PART 4I - SPECIAL PROPERTY (FIRE, ALLIED LINES, INLAND MARINE, EARTHQUAKE, BURGLARY AND THEFT)**

Years in Which Losses Were Incurred	Bulk and IBNR Reserves on Net Losses and Defense and Cost Containment Expenses Reported at Year End (\$000 omitted)									
	1	2	3	4	5	6	7	8	9	10
	2008	2009	2010	2011	2012	2013	2014	2015	2016	2017
1. Prior.....	XXX.....	XXX.....	XXX.....	XXX.....	XXX.....	XXX.....	XXX.....	0.....	0.....	0.....
2. 2016.....	XXX.....	XXX.....	XXX.....	XXX.....	XXX.....	XXX.....	XXX.....	XXX.....	0.....	0.....
3. 2017.....	XXX.....	XXX.....	XXX.....	XXX.....	XXX.....	XXX.....	XXX.....	XXX.....	XXX.....	0.....

**SCHEDULE P - PART 4J - AUTO PHYSICAL DAMAGE**

1. Prior.....	XXX.....	XXX.....	XXX.....	XXX.....	XXX.....	XXX.....	XXX.....	0.....	0.....	0.....
2. 2016.....	XXX.....	XXX.....	XXX.....	XXX.....	XXX.....	XXX.....	XXX.....	XXX.....	0.....	0.....
3. 2017.....	XXX.....	XXX.....	XXX.....	XXX.....	XXX.....	XXX.....	XXX.....	XXX.....	XXX.....	0.....

**SCHEDULE P - PART 4K - FIDELITY/SURETY**

1. Prior.....	XXX.....	XXX.....	XXX.....	XXX.....	XXX.....	XXX.....	XXX.....	0.....	0.....	0.....
2. 2016.....	XXX.....	XXX.....	XXX.....	XXX.....	XXX.....	XXX.....	XXX.....	XXX.....	0.....	0.....
3. 2017.....	XXX.....	XXX.....	XXX.....	XXX.....	XXX.....	XXX.....	XXX.....	XXX.....	XXX.....	0.....

**SCHEDULE P - PART 4L - OTHER (INCLUDING CREDIT, ACCIDENT AND HEALTH)**

1. Prior.....	XXX.....	XXX.....	XXX.....	XXX.....	XXX.....	XXX.....	XXX.....	0.....	0.....	0.....
2. 2016.....	XXX.....	XXX.....	XXX.....	XXX.....	XXX.....	XXX.....	XXX.....	XXX.....	0.....	0.....
3. 2017.....	XXX.....	XXX.....	XXX.....	XXX.....	XXX.....	XXX.....	XXX.....	XXX.....	XXX.....	0.....

**NONE**

**SCHEDULE P - PART 4M - INTERNATIONAL**

1. Prior.....	0.....	0.....	0.....	0.....	0.....	0.....	0.....	0.....	0.....	0.....
2. 2008.....	0.....	0.....	0.....	0.....	0.....	0.....	0.....	0.....	0.....	0.....
3. 2009.....	XXX.....	0.....	0.....	0.....	0.....	0.....	0.....	0.....	0.....	0.....
4. 2010.....	XXX.....	XXX.....	0.....	0.....	0.....	0.....	0.....	0.....	0.....	0.....
5. 2011.....	XXX.....	XXX.....	XXX.....	0.....	0.....	0.....	0.....	0.....	0.....	0.....
6. 2012.....	XXX.....	XXX.....	XXX.....	XXX.....	0.....	0.....	0.....	0.....	0.....	0.....
7. 2013.....	XXX.....	XXX.....	XXX.....	XXX.....	XXX.....	0.....	0.....	0.....	0.....	0.....
8. 2014.....	XXX.....	XXX.....	XXX.....	XXX.....	XXX.....	XXX.....	0.....	0.....	0.....	0.....
9. 2015.....	XXX.....	XXX.....	XXX.....	XXX.....	XXX.....	XXX.....	XXX.....	0.....	0.....	0.....
10. 2016.....	XXX.....	XXX.....	XXX.....	XXX.....	XXX.....	XXX.....	XXX.....	XXX.....	0.....	0.....
11. 2017.....	XXX.....	XXX.....	XXX.....	XXX.....	XXX.....	XXX.....	XXX.....	XXX.....	XXX.....	0.....

**NONE**

**SCHEDULE P - PART 4N - REINSURANCE**

NONPROPORTIONAL ASSUMED PROPERTY

Years in Which Losses Were Incurred	Bulk and IBNR Reserves on Net Losses and Defense and Cost Containment Expenses Reported at Year End (\$000 omitted)									
	1	2	3	4	5	6	7	8	9	10
	2008	2009	2010	2011	2012	2013	2014	2015	2016	2017
1. Prior.....	967	322	.0	.0	.0	.0	.0	.0	.0	.0
2. 2008.....	.0	.0	.0	.0	.0	.0	.0	.0	.0	.0
3. 2009.....	XXX	.0	.0	.0	.0	.0	.0	.0	.0	.0
4. 2010.....	XXX	XXX	.0	.0	.0	.0	.0	.0	.0	.0
5. 2011.....	XXX	XXX	XXX	.0	.0	.0	.0	.0	.0	.0
6. 2012.....	XXX	XXX	XXX	XXX	.0	.0	.0	.0	.0	.0
7. 2013.....	XXX	XXX	XXX	XXX	XXX	.0	.0	.0	.0	.0
8. 2014.....	XXX	XXX	XXX	XXX	XXX	XXX	.0	.0	.0	.0
9. 2015.....	XXX	XXX	XXX	XXX	XXX	XXX	XXX	.0	.0	.0
10. 2016.....	XXX	XXX	XXX	XXX	XXX	XXX	XXX	XXX	.0	.0
11. 2017.....	XXX	XXX	XXX	XXX	XXX	XXX	XXX	XXX	XXX	.0

**SCHEDULE P - PART 4O - REINSURANCE**

NONPROPORTIONAL ASSUMED LIABILITY

1. Prior.....	3,948	2,131	817	383	331	530	281	39	.0	.0
2. 2008.....	.0	.0	.0	.0	.0	.0	.0	.0	.0	.0
3. 2009.....	XXX	.0	.0	.0	.0	.0	.0	.0	.0	.0
4. 2010.....	XXX	XXX	.0	.0	.0	.0	.0	.0	.0	.0
5. 2011.....	XXX	XXX	XXX	.0	.0	.0	.0	.0	.0	.0
6. 2012.....	XXX	XXX	XXX	XXX	.0	.0	.0	.0	.0	.0
7. 2013.....	XXX	XXX	XXX	XXX	XXX	.0	.0	.0	.0	.0
8. 2014.....	XXX	XXX	XXX	XXX	XXX	XXX	.0	.0	.0	.0
9. 2015.....	XXX	XXX	XXX	XXX	XXX	XXX	XXX	.0	.0	.0
10. 2016.....	XXX	XXX	XXX	XXX	XXX	XXX	XXX	XXX	.0	.0
11. 2017.....	XXX	XXX	XXX	XXX	XXX	XXX	XXX	XXX	XXX	.0

**SCHEDULE P - PART 4P - REINSURANCE**

NONPROPORTIONAL ASSUMED FINANCIAL LINES

1. Prior.....	.0	.0	.0	.0	.0	.0	.0	.0	.0	.0
2. 2008.....	.0	.0	.0	.0	.0	.0	.0	.0	.0	.0
3. 2009.....	XXX	.0	.0	.0	.0	.0	.0	.0	.0	.0
4. 2010.....	XXX	XXX	.0	.0	.0	.0	.0	.0	.0	.0
5. 2011.....	XXX	XXX	XXX	.0	.0	.0	.0	.0	.0	.0
6. 2012.....	XXX	XXX	XXX	XXX	.0	.0	.0	.0	.0	.0
7. 2013.....	XXX	XXX	XXX	XXX	XXX	.0	.0	.0	.0	.0
8. 2014.....	XXX	XXX	XXX	XXX	XXX	XXX	.0	.0	.0	.0
9. 2015.....	XXX	XXX	XXX	XXX	XXX	XXX	XXX	.0	.0	.0
10. 2016.....	XXX	XXX	XXX	XXX	XXX	XXX	XXX	XXX	.0	.0
11. 2017.....	XXX	XXX	XXX	XXX	XXX	XXX	XXX	XXX	XXX	.0

**NONE**

**SCHEDULE P - PART 4R-SECTION 1 - PRODUCTS LIABILITY - OCCURRENCE**

Years in Which Losses Were Incurred	Bulk and IBNR Reserves on Net Losses and Defense and Cost Containment Expenses Reported at Year End (\$000 omitted)									
	1	2	3	4	5	6	7	8	9	10
	2008	2009	2010	2011	2012	2013	2014	2015	2016	2017
1. Prior.....	.....0	.....0	.....0	.....0	.....0	.....0	.....0	.....0	.....0	.....0
2. 2008.....	.....0	.....0	.....0	.....0	.....0	.....0	.....0	.....0	.....0	.....0
3. 2009.....	...XXX.....	.....0	.....0	.....0	.....0	.....0	.....0	.....0	.....0	.....0
4. 2010.....	...XXX.....	...XXX.....	.....0	.....0	.....0	.....0	.....0	.....0	.....0	.....0
5. 2011.....	...XXX.....	...XXX.....	...XXX.....	.....0	.....0	.....0	.....0	.....0	.....0	.....0
6. 2012.....	...XXX.....	...XXX.....	...XXX.....	...XXX.....	.....0	.....0	.....0	.....0	.....0	.....0
7. 2013.....	...XXX.....	...XXX.....	...XXX.....	...XXX.....	...XXX.....	.....0	.....0	.....0	.....0	.....0
8. 2014.....	...XXX.....	...XXX.....	...XXX.....	...XXX.....	...XXX.....	...XXX.....	.....0	.....0	.....0	.....0
9. 2015.....	...XXX.....	...XXX.....	...XXX.....	...XXX.....	...XXX.....	...XXX.....	...XXX.....	.....0	.....0	.....0
10. 2016.....	...XXX.....	...XXX.....	...XXX.....	...XXX.....	...XXX.....	...XXX.....	...XXX.....	...XXX.....	.....0	.....0
11. 2017.....	...XXX.....	...XXX.....	...XXX.....	...XXX.....	...XXX.....	...XXX.....	...XXX.....	...XXX.....	...XXX.....	.....0

**NONE**

**SCHEDULE P - PART 4R-SECTION 2 - PRODUCTS LIABILITY - CLAIMS-MADE**

1. Prior.....	.....0	.....0	.....0	.....0	.....0	.....0	.....0	.....0	.....0	.....0
2. 2008.....	.....0	.....0	.....0	.....0	.....0	.....0	.....0	.....0	.....0	.....0
3. 2009.....	...XXX.....	.....0	.....0	.....0	.....0	.....0	.....0	.....0	.....0	.....0
4. 2010.....	...XXX.....	...XXX.....	.....0	.....0	.....0	.....0	.....0	.....0	.....0	.....0
5. 2011.....	...XXX.....	...XXX.....	...XXX.....	.....0	.....0	.....0	.....0	.....0	.....0	.....0
6. 2012.....	...XXX.....	...XXX.....	...XXX.....	...XXX.....	.....0	.....0	.....0	.....0	.....0	.....0
7. 2013.....	...XXX.....	...XXX.....	...XXX.....	...XXX.....	...XXX.....	.....0	.....0	.....0	.....0	.....0
8. 2014.....	...XXX.....	...XXX.....	...XXX.....	...XXX.....	...XXX.....	...XXX.....	.....0	.....0	.....0	.....0
9. 2015.....	...XXX.....	...XXX.....	...XXX.....	...XXX.....	...XXX.....	...XXX.....	...XXX.....	.....0	.....0	.....0
10. 2016.....	...XXX.....	...XXX.....	...XXX.....	...XXX.....	...XXX.....	...XXX.....	...XXX.....	...XXX.....	.....0	.....0
11. 2017.....	...XXX.....	...XXX.....	...XXX.....	...XXX.....	...XXX.....	...XXX.....	...XXX.....	...XXX.....	...XXX.....	.....0

**NONE**

**SCHEDULE P - PART 4S - FINANCIAL GUARANTY/MORTGAGE GUARANTY**

1. Prior.....	...XXX.....	...XXX.....	...XXX.....	...XXX.....	...XXX.....	...XXX.....	...XXX.....	.....0	.....0	.....0
2. 2016.....	...XXX.....	...XXX.....	...XXX.....	...XXX.....	...XXX.....	...XXX.....	...XXX.....	...XXX.....	.....0	.....0
3. 2017.....	...XXX.....	...XXX.....	...XXX.....	...XXX.....	...XXX.....	...XXX.....	...XXX.....	...XXX.....	...XXX.....	.....0

**NONE**

**SCHEDULE P - PART 4T - WARRANTY**

1. Prior.....	...XXX.....	...XXX.....	...XXX.....	...XXX.....	...XXX.....	...XXX.....	...XXX.....	.....0	.....0	.....0
2. 2016.....	...XXX.....	...XXX.....	...XXX.....	...XXX.....	...XXX.....	...XXX.....	...XXX.....	...XXX.....	.....0	.....0
3. 2017.....	...XXX.....	...XXX.....	...XXX.....	...XXX.....	...XXX.....	...XXX.....	...XXX.....	...XXX.....	...XXX.....	.....0

**NONE**

**SCHEDULE P - PART 5A - HOMEOWNERS/FARMOWNERS**

**SECTION 1**

Years in Which Premiums Were Earned and Losses Were Incurred	Cumulative Number of Claims Closed with Loss Payment Direct and Assumed at Year End									
	1 2008	2 2009	3 2010	4 2011	5 2012	6 2013	7 2014	8 2015	9 2016	10 2017
1. Prior.....	905	74	39	17	11	7	3	2	1	3
2. 2008.....	8,696	10,333	10,402	10,426	10,436	10,442	10,443	10,446	10,446	10,446
3. 2009.....	XXX	8,368	9,561	9,633	9,659	9,667	9,671	9,671	9,673	9,673
4. 2010.....	XXX	XXX	9,059	10,655	10,760	10,785	10,796	10,802	10,802	10,803
5. 2011.....	XXX	XXX	XXX	16,844	18,370	18,438	18,454	18,459	18,462	18,464
6. 2012.....	XXX	XXX	XXX	XXX	14,155	15,705	15,773	15,789	15,794	15,796
7. 2013.....	XXX	XXX	XXX	XXX	XXX	8,185	9,143	9,211	9,224	9,226
8. 2014.....	XXX	XXX	XXX	XXX	XXX	XXX	9,851	10,815	10,866	10,890
9. 2015.....	XXX	XXX	XXX	XXX	XXX	XXX	XXX	9,116	10,195	10,269
10. 2016.....	XXX	XXX	XXX	XXX	XXX	XXX	XXX	XXX	7,636	8,476
11. 2017.....	XXX	XXX	XXX	XXX	XXX	XXX	XXX	XXX	XXX	8,752

**SECTION 2**

Years in Which Premiums Were Earned and Losses Were Incurred	Number of Claims Outstanding Direct and Assumed at Year End									
	1 2008	2 2009	3 2010	4 2011	5 2012	6 2013	7 2014	8 2015	9 2016	10 2017
1. Prior.....	123	72	34	21	13	6	8	6	6	4
2. 2008.....	947	63	30	12	8	6	7	0	0	1
3. 2009.....	XXX	656	76	46	14	7	5	3	1	1
4. 2010.....	XXX	XXX	891	98	38	18	12	4	4	3
5. 2011.....	XXX	XXX	XXX	969	68	31	18	11	7	3
6. 2012.....	XXX	XXX	XXX	XXX	887	57	21	15	1	0
7. 2013.....	XXX	XXX	XXX	XXX	XXX	666	56	14	5	2
8. 2014.....	XXX	XXX	XXX	XXX	XXX	XXX	696	65	28	25
9. 2015.....	XXX	XXX	XXX	XXX	XXX	XXX	XXX	633	66	25
10. 2016.....	XXX	XXX	XXX	XXX	XXX	XXX	XXX	XXX	560	45
11. 2017.....	XXX	XXX	XXX	XXX	XXX	XXX	XXX	XXX	XXX	493

**SECTION 3**

Years in Which Premiums Were Earned and Losses Were Incurred	Cumulative Number of Claims Reported Direct and Assumed at Year End									
	1 2008	2 2009	3 2010	4 2011	5 2012	6 2013	7 2014	8 2015	9 2016	10 2017
1. Prior.....	576	59	19	9	8	0	1	0	0	0
2. 2008.....	12,350	13,582	13,633	13,653	13,655	13,658	13,660	13,661	13,661	13,663
3. 2009.....	XXX	11,770	12,743	12,810	12,811	12,814	12,818	12,821	12,823	12,823
4. 2010.....	XXX	XXX	12,674	13,892	13,988	14,002	14,010	14,008	14,009	14,009
5. 2011.....	XXX	XXX	XXX	23,293	24,451	24,510	24,524	24,529	24,534	24,534
6. 2012.....	XXX	XXX	XXX	XXX	19,269	20,607	20,682	20,691	20,696	20,699
7. 2013.....	XXX	XXX	XXX	XXX	XXX	11,712	12,398	12,446	12,458	12,460
8. 2014.....	XXX	XXX	XXX	XXX	XXX	XXX	14,131	14,825	14,867	14,896
9. 2015.....	XXX	XXX	XXX	XXX	XXX	XXX	XXX	12,752	13,637	13,691
10. 2016.....	XXX	XXX	XXX	XXX	XXX	XXX	XXX	XXX	11,101	11,774
11. 2017.....	XXX	XXX	XXX	XXX	XXX	XXX	XXX	XXX	XXX	12,661

**SCHEDULE P - PART 5B - PRIVATE PASSENGER AUTO LIABILITY/MEDICAL****SECTION 1**

Years in Which Premiums Were Earned and Losses Were Incurred	Cumulative Number of Claims Closed with Loss Payment Direct and Assumed at Year End									
	1 2008	2 2009	3 2010	4 2011	5 2012	6 2013	7 2014	8 2015	9 2016	10 2017
1. Prior.....	8,997	2,189	898	383	137	84	23	22	10	5
2. 2008.....	19,005	25,583	26,551	26,984	27,167	27,240	27,277	27,301	27,304	27,308
3. 2009.....	XXX	19,744	26,091	27,219	27,697	27,879	27,949	27,980	27,992	27,996
4. 2010.....	XXX	XXX	20,458	27,185	28,342	28,775	28,977	29,047	29,074	29,086
5. 2011.....	XXX	XXX	XXX	20,890	27,907	29,028	29,424	29,617	29,715	29,744
6. 2012.....	XXX	XXX	XXX	XXX	21,115	28,309	29,380	29,796	30,001	30,074
7. 2013.....	XXX	XXX	XXX	XXX	XXX	21,446	28,770	29,908	30,318	30,528
8. 2014.....	XXX	XXX	XXX	XXX	XXX	XXX	22,259	29,751	30,864	31,264
9. 2015.....	XXX	XXX	XXX	XXX	XXX	XXX	XXX	24,554	32,632	33,901
10. 2016.....	XXX	XXX	XXX	XXX	XXX	XXX	XXX	XXX	24,610	32,988
11. 2017.....	XXX	XXX	XXX	XXX	XXX	XXX	XXX	XXX	XXX	22,464

**SECTION 2**

Years in Which Premiums Were Earned and Losses Were Incurred	Number of Claims Outstanding Direct and Assumed at Year End									
	1 2008	2 2009	3 2010	4 2011	5 2012	6 2013	7 2014	8 2015	9 2016	10 2017
1. Prior.....	4,324	2,006	1,030	576	409	315	288	263	252	246
2. 2008.....	7,849	1,694	803	381	185	106	59	31	28	24
3. 2009.....	XXX	8,263	1,934	863	380	168	90	49	31	27
4. 2010.....	XXX	XXX	8,653	1,846	840	376	162	77	49	32
5. 2011.....	XXX	XXX	XXX	8,799	1,843	825	406	198	93	62
6. 2012.....	XXX	XXX	XXX	XXX	9,002	1,757	790	389	171	96
7. 2013.....	XXX	XXX	XXX	XXX	XXX	8,954	1,778	785	394	168
8. 2014.....	XXX	XXX	XXX	XXX	XXX	XXX	9,006	1,708	732	341
9. 2015.....	XXX	XXX	XXX	XXX	XXX	XXX	XXX	9,837	2,122	1,002
10. 2016.....	XXX	XXX	XXX	XXX	XXX	XXX	XXX	XXX	9,930	2,070
11. 2017.....	XXX	XXX	XXX	XXX	XXX	XXX	XXX	XXX	XXX	9,060

**SECTION 3**

Years in Which Premiums Were Earned and Losses Were Incurred	Cumulative Number of Claims Reported Direct and Assumed at Year End									
	1 2008	2 2009	3 2010	4 2011	5 2012	6 2013	7 2014	8 2015	9 2016	10 2017
1. Prior.....	3,021	329	95	24	8	2	3	2	1	0
2. 2008.....	33,543	35,846	36,057	36,116	36,134	36,141	36,144	36,144	36,146	36,148
3. 2009.....	XXX	35,139	37,124	37,318	37,392	37,402	37,405	37,405	37,406	37,406
4. 2010.....	XXX	XXX	37,320	39,392	39,652	39,714	39,737	39,742	39,743	39,743
5. 2011.....	XXX	XXX	XXX	38,924	40,987	41,216	41,272	41,289	41,293	41,293
6. 2012.....	XXX	XXX	XXX	XXX	38,703	40,967	41,187	41,251	41,261	41,267
7. 2013.....	XXX	XXX	XXX	XXX	XXX	40,215	42,485	42,746	42,795	42,814
8. 2014.....	XXX	XXX	XXX	XXX	XXX	XXX	41,333	43,851	44,060	44,141
9. 2015.....	XXX	XXX	XXX	XXX	XXX	XXX	XXX	44,954	47,509	47,766
10. 2016.....	XXX	XXX	XXX	XXX	XXX	XXX	XXX	XXX	45,792	48,652
11. 2017.....	XXX	XXX	XXX	XXX	XXX	XXX	XXX	XXX	XXX	40,808

**SCHEDULE P - PART 5C - COMMERCIAL AUTO/TRUCK LIABILITY/MEDICAL**

**SECTION 1**

Years in Which Premiums Were Earned and Losses Were Incurred	Cumulative Number of Claims Closed with Loss Payment Direct and Assumed at Year End																
	1 2008	2 2009	3 2010	4 2011	5 2012	6 2013	7 2014	8 2015	9 2016	10 2017							
1. Prior.....	.0	.0	.0	.0	.0	.0	.0	.0	.0	.0							
2. 2008.....	.0	.0	.0	.0	.0	.0	.0	.0	.0	.0							
3. 2009.....	.XXX	.0	.0	.0	.0	.0	.0	.0	.0	.0							
4. 2010.....	.XXX	.XXX	.0	<b>NONE</b>							.0	.0					
5. 2011.....	.XXX	.XXX	.XXX								.0	.0	.0	.0	.0	.0	
6. 2012.....	.XXX	.XXX	.XXX								.XXX	.0	.0	.0	.0	.0	
7. 2013.....	.XXX	.XXX	.XXX								.XXX	.XXX	.0	.0	.0	.0	
8. 2014.....	.XXX	.XXX	.XXX								.XXX	.XXX	.XXX	.0	.0	.0	
9. 2015.....	.XXX	.XXX	.XXX								.XXX	.XXX	.XXX	.XXX	.0	.0	
10. 2016.....	.XXX	.XXX	.XXX								.XXX	.XXX	.XXX	.XXX	.XXX	.0	
11. 2017.....	.XXX	.XXX	.XXX								.XXX	.XXX	.XXX	.XXX	.XXX	.XXX	.0

**SECTION 2**

Years in Which Premiums Were Earned and Losses Were Incurred	Number of Claims Outstanding Direct and Assumed at Year End																
	1 2008	2 2009	3 2010	4 2011	5 2012	6 2013	7 2014	8 2015	9 2016	10 2017							
1. Prior.....	.0	.0	.0	.0	.0	.0	.0	.0	.0	.0							
2. 2008.....	.0	.0	.0	.0	.0	.0	.0	.0	.0	.0							
3. 2009.....	.XXX	.0	.0	.0	.0	.0	.0	.0	.0	.0							
4. 2010.....	.XXX	.XXX	.0	<b>NONE</b>							.0	.0					
5. 2011.....	.XXX	.XXX	.XXX								.0	.0	.0	.0	.0	.0	
6. 2012.....	.XXX	.XXX	.XXX								.XXX	.0	.0	.0	.0	.0	
7. 2013.....	.XXX	.XXX	.XXX								.XXX	.XXX	.0	.0	.0	.0	
8. 2014.....	.XXX	.XXX	.XXX								.XXX	.XXX	.XXX	.0	.0	.0	
9. 2015.....	.XXX	.XXX	.XXX								.XXX	.XXX	.XXX	.XXX	.0	.0	
10. 2016.....	.XXX	.XXX	.XXX								.XXX	.XXX	.XXX	.XXX	.XXX	.0	
11. 2017.....	.XXX	.XXX	.XXX								.XXX	.XXX	.XXX	.XXX	.XXX	.XXX	.0

**SECTION 3**

Years in Which Premiums Were Earned and Losses Were Incurred	Cumulative Number of Claims Reported Direct and Assumed at Year End																
	1 2008	2 2009	3 2010	4 2011	5 2012	6 2013	7 2014	8 2015	9 2016	10 2017							
1. Prior.....	.0	.0	.0	.0	.0	.0	.0	.0	.0	.0							
2. 2008.....	.0	.0	.0	.0	.0	.0	.0	.0	.0	.0							
3. 2009.....	.XXX	.0	.0	.0	.0	.0	.0	.0	.0	.0							
4. 2010.....	.XXX	.XXX	.0	<b>NONE</b>							.0	.0					
5. 2011.....	.XXX	.XXX	.XXX								.0	.0	.0	.0	.0	.0	
6. 2012.....	.XXX	.XXX	.XXX								.XXX	.0	.0	.0	.0	.0	
7. 2013.....	.XXX	.XXX	.XXX								.XXX	.XXX	.0	.0	.0	.0	
8. 2014.....	.XXX	.XXX	.XXX								.XXX	.XXX	.XXX	.0	.0	.0	
9. 2015.....	.XXX	.XXX	.XXX								.XXX	.XXX	.XXX	.XXX	.0	.0	
10. 2016.....	.XXX	.XXX	.XXX								.XXX	.XXX	.XXX	.XXX	.XXX	.0	
11. 2017.....	.XXX	.XXX	.XXX								.XXX	.XXX	.XXX	.XXX	.XXX	.XXX	.0



**SCHEDULE P - PART 5D - WORKERS' COMPENSATION  
(EXCLUDING EXCESS WORKERS' COMPENSATION)**

**SECTION 1**

Years in Which Premiums Were Earned and Losses Were Incurred	Cumulative Number of Claims Closed with Loss Payment Direct and Assumed at Year End									
	1 2008	2 2009	3 2010	4 2011	5 2012	6 2013	7 2014	8 2015	9 2016	10 2017
1. Prior.....	.1	.0	.0	.0	.0	.0	.0	.0	.0	.0
2. 2008.....	.0	.0	.0	.0	.0	.0	.0	.0	.0	.0
3. 2009.....	XXX	.0	.0	.0	.0	.0	.0	.0	.0	.0
4. 2010.....	XXX	XXX	.0	.0	.0	.0	.0	.0	.0	.0
5. 2011.....	XXX	XXX	XXX	.0	.0	.0	.0	.0	.0	.0
6. 2012.....	XXX	XXX	XXX	XXX	.0	.0	.0	.0	.0	.0
7. 2013.....	XXX	XXX	XXX	XXX	XXX	.0	.0	.0	.0	.0
8. 2014.....	XXX	XXX	XXX	XXX	XXX	XXX	.0	.0	.0	.0
9. 2015.....	XXX	XXX	XXX	XXX	XXX	XXX	XXX	.0	.0	.0
10. 2016.....	XXX	XXX	XXX	XXX	XXX	XXX	XXX	XXX	.0	.0
11. 2017.....	XXX	XXX	XXX	XXX	XXX	XXX	XXX	XXX	XXX	.0

**SECTION 2**

Years in Which Premiums Were Earned and Losses Were Incurred	Number of Claims Outstanding Direct and Assumed at Year End									
	1 2008	2 2009	3 2010	4 2011	5 2012	6 2013	7 2014	8 2015	9 2016	10 2017
1. Prior.....	.1	.1	.1	.0	.0	.0	.0	.0	.0	.0
2. 2008.....	.0	.1	.0	.0	.0	.0	.0	.0	.0	.0
3. 2009.....	XXX	.0	.0	.0	.0	.0	.0	.0	.0	.0
4. 2010.....	XXX	XXX	.1	.1	.1	.0	.0	.0	.0	.0
5. 2011.....	XXX	XXX	XXX	.0	.0	.0	.0	.0	.0	.0
6. 2012.....	XXX	XXX	XXX	XXX	.0	.0	.0	.0	.0	.0
7. 2013.....	XXX	XXX	XXX	XXX	XXX	.1	.1	.0	.0	.0
8. 2014.....	XXX	XXX	XXX	XXX	XXX	XXX	.0	.0	.0	.0
9. 2015.....	XXX	XXX	XXX	XXX	XXX	XXX	XXX	.0	.0	.0
10. 2016.....	XXX	XXX	XXX	XXX	XXX	XXX	XXX	XXX	.0	.0
11. 2017.....	XXX	XXX	XXX	XXX	XXX	XXX	XXX	XXX	XXX	.0

**SECTION 3**

Years in Which Premiums Were Earned and Losses Were Incurred	Cumulative Number of Claims Reported Direct and Assumed at Year End									
	1 2008	2 2009	3 2010	4 2011	5 2012	6 2013	7 2014	8 2015	9 2016	10 2017
1. Prior.....	.2	.0	.0	(.1)	.0	.0	.0	.0	.0	.0
2. 2008.....	.0	.1	.1	.1	.1	.1	.1	.1	.1	.1
3. 2009.....	XXX	.0	.0	.0	.0	.0	.0	.0	.0	.0
4. 2010.....	XXX	XXX	.1	.1	.1	.1	.1	.1	.1	.1
5. 2011.....	XXX	XXX	XXX	.0	.0	.0	.0	.0	.0	.0
6. 2012.....	XXX	XXX	XXX	XXX	.0	.0	.0	.0	.0	.0
7. 2013.....	XXX	XXX	XXX	XXX	XXX	.1	.1	.0	.0	.0
8. 2014.....	XXX	XXX	XXX	XXX	XXX	XXX	.0	.0	.0	.0
9. 2015.....	XXX	XXX	XXX	XXX	XXX	XXX	XXX	.0	.0	.0
10. 2016.....	XXX	XXX	XXX	XXX	XXX	XXX	XXX	XXX	.0	.0
11. 2017.....	XXX	XXX	XXX	XXX	XXX	XXX	XXX	XXX	XXX	.0

**Sch. P - Pt. 5E - Sn. 1  
NONE**

**Sch. P - Pt. 5E - Sn. 2  
NONE**

**Sch. P - Pt. 5E - Sn. 3  
NONE**

**Sch. P - Pt. 5F - Sn. 1A  
NONE**

**Sch. P - Pt. 5F - Sn. 2A  
NONE**

**Sch. P - Pt. 5F - Sn. 3A  
NONE**

**Sch. P - Pt. 5F - Sn. 1B  
NONE**

**Sch. P - Pt. 5F - Sn. 2B  
NONE**

**Sch. P - Pt. 5F - Sn. 3B  
NONE**

**SCHEDULE P - PART 5H - OTHER LIABILITY - OCCURRENCE**

**SECTION 1A**

Years in Which Premiums Were Earned and Losses Were Incurred	Cumulative Number of Claims Closed with Loss Payment Direct and Assumed at Year End									
	1 2008	2 2009	3 2010	4 2011	5 2012	6 2013	7 2014	8 2015	9 2016	10 2017
1. Prior.....	.1	.0	.0	.0	.0	.1	.0	.0	.0	.0
2. 2008.....	.0	.0	.0	.0	.0	.0	.0	.0	.0	.0
3. 2009.....	.XXX	.0	.0	.0	.0	.0	.0	.0	.0	.0
4. 2010.....	.XXX	.XXX	.0	.1	.1	.1	.2	.2	.2	.2
5. 2011.....	.XXX	.XXX	.XXX	.0	.0	.0	.0	.0	.0	.0
6. 2012.....	.XXX	.XXX	.XXX	.XXX	.0	.0	.1	.1	.1	.1
7. 2013.....	.XXX	.XXX	.XXX	.XXX	.XXX	.0	.0	.0	.0	.0
8. 2014.....	.XXX	.XXX	.XXX	.XXX	.XXX	.XXX	.0	.0	.0	.0
9. 2015.....	.XXX	.XXX	.XXX	.XXX	.XXX	.XXX	.XXX	.0	.0	.1
10. 2016.....	.XXX	.XXX	.XXX	.XXX	.XXX	.XXX	.XXX	.XXX	.0	.0
11. 2017.....	.XXX	.XXX	.XXX	.XXX	.XXX	.XXX	.XXX	.XXX	.XXX	.0

**SECTION 2A**

Years in Which Premiums Were Earned and Losses Were Incurred	Number of Claims Outstanding Direct and Assumed at Year End									
	1 2008	2 2009	3 2010	4 2011	5 2012	6 2013	7 2014	8 2015	9 2016	10 2017
1. Prior.....	.0	.0	.0	.1	.1	.0	.0	.0	.0	.0
2. 2008.....	.0	.0	.0	.0	.0	.0	.0	.0	.0	.0
3. 2009.....	.XXX	.0	.1	.1	.0	.0	.0	.0	.0	.0
4. 2010.....	.XXX	.XXX	.2	.1	.1	.1	.0	.0	.0	.0
5. 2011.....	.XXX	.XXX	.XXX	.0	.0	.0	.0	.0	.0	.1
6. 2012.....	.XXX	.XXX	.XXX	.XXX	.0	.1	.0	.0	.0	.0
7. 2013.....	.XXX	.XXX	.XXX	.XXX	.XXX	.1	.1	.2	.2	.1
8. 2014.....	.XXX	.XXX	.XXX	.XXX	.XXX	.XXX	.0	.0	.1	.2
9. 2015.....	.XXX	.XXX	.XXX	.XXX	.XXX	.XXX	.XXX	.1	.1	.3
10. 2016.....	.XXX	.XXX	.XXX	.XXX	.XXX	.XXX	.XXX	.XXX	.1	.5
11. 2017.....	.XXX	.XXX	.XXX	.XXX	.XXX	.XXX	.XXX	.XXX	.XXX	.1

**SECTION 3A**

Years in Which Premiums Were Earned and Losses Were Incurred	Cumulative Number of Claims Reported Direct and Assumed at Year End									
	1 2008	2 2009	3 2010	4 2011	5 2012	6 2013	7 2014	8 2015	9 2016	10 2017
1. Prior.....	.1	.0	.0	.1	.0	.0	.0	.0	.0	.0
2. 2008.....	.1	.1	.2	.2	.2	.2	.2	.2	.2	.2
3. 2009.....	.XXX	.0	.1	.1	.1	.1	.1	.1	.1	.1
4. 2010.....	.XXX	.XXX	.2	.2	.2	.2	.2	.2	.2	.2
5. 2011.....	.XXX	.XXX	.XXX	.0	.0	.0	.0	.0	.0	.1
6. 2012.....	.XXX	.XXX	.XXX	.XXX	.0	.1	.1	.1	.1	.1
7. 2013.....	.XXX	.XXX	.XXX	.XXX	.XXX	.1	.1	.3	.4	.4
8. 2014.....	.XXX	.XXX	.XXX	.XXX	.XXX	.XXX	.0	.0	.2	.3
9. 2015.....	.XXX	.XXX	.XXX	.XXX	.XXX	.XXX	.XXX	.3	.5	.8
10. 2016.....	.XXX	.XXX	.XXX	.XXX	.XXX	.XXX	.XXX	.XXX	.1	.6
11. 2017.....	.XXX	.XXX	.XXX	.XXX	.XXX	.XXX	.XXX	.XXX	.XXX	.1

**Sch. P - Pt. 5H - Sn. 1B**  
**NONE**

**Sch. P - Pt. 5H - Sn. 2B**  
**NONE**

**Sch. P - Pt. 5H - Sn. 3B**  
**NONE**

**Sch. P - Pt. 5R - Sn. 1A**  
**NONE**

**Sch. P - Pt. 5R - Sn. 2A**  
**NONE**

**Sch. P - Pt. 5R - Sn. 3A**  
**NONE**

**Sch. P - Pt. 5R - Sn. 1B**  
**NONE**

**Sch. P - Pt. 5R - Sn. 2B**  
**NONE**

**Sch. P - Pt. 5R - Sn. 3B**  
**NONE**

**Sch. P - Pt. 5T - Sn. 1**  
**NONE**

**Sch. P - Pt. 5T - Sn. 2**  
**NONE**

**Sch. P - Pt. 5T - Sn. 3**  
**NONE**

**SCHEDULE P - PART 6C - COMMERCIAL AUTO/TRUCK LIABILITY/MEDICAL**

**SECTION 1**

Years in Which Premiums Were Earned and Losses Were Incurred	Cumulative Premiums Earned Direct and Assumed at Year End (\$000 omitted)										11 Current Year Premiums Earned	
	1 2008	2 2009	3 2010	4 2011	5 2012	6 2013	7 2014	8 2015	9 2016	10 2017		
1. Prior.....	.0	.0	.0	.0	.0	.0	.0	.0	.0	.0	.0	.0
2. 2008.....	.0	.0	.0	.0	.0	.0	.0	.0	.0	.0	.0	.0
3. 2009.....	XXX	.0	.0	.0	.0	.0	.0	.0	.0	.0	.0	.0
4. 2010.....	XXX	XXX	.0	.0	.0	.0	.0	.0	.0	.0	.0	.0
5. 2011.....	XXX	XXX	XXX	.0	.0	.0	.0	.0	.0	.0	.0	.0
6. 2012.....	XXX	XXX	XXX	XXX	.0	.0	.0	.0	.0	.0	.0	.0
7. 2013.....	XXX	XXX	XXX	XXX	XXX	.0	.0	.0	.0	.0	.0	.0
8. 2014.....	XXX	XXX	XXX	XXX	XXX	XXX	.0	.0	.0	.0	.0	.0
9. 2015.....	XXX	XXX	XXX	XXX	XXX	XXX	XXX	.0	.0	.0	.0	.0
10. 2016.....	XXX	XXX	XXX	XXX	XXX	XXX	XXX	XXX	.0	.0	.0	.0
11. 2017.....	XXX	XXX	XXX	XXX	XXX	XXX	XXX	XXX	XXX	.0	.0	.0
12. Total.....	XXX	XXX	XXX	XXX	XXX	XXX	XXX	XXX	XXX	XXX	XXX	.0
13. Earned Prems.(P-Pt 1)	.0	.0	.0	.0	.0	.0	.0	.0	.0	.0	.0	.XXX

**SECTION 2**

Years in Which Premiums Were Earned and Losses Were Incurred	Cumulative Premiums Earned Ceded at Year End (\$000 omitted)										11 Current Year Premiums Earned	
	1 2008	2 2009	3 2010	4 2011	5 2012	6 2013	7 2014	8 2015	9 2016	10 2017		
1. Prior.....	.0	.0	.0	.0	.0	.0	.0	.0	.0	.0	.0	.0
2. 2008.....	.0	.0	.0	.0	.0	.0	.0	.0	.0	.0	.0	.0
3. 2009.....	XXX	.0	.0	.0	.0	.0	.0	.0	.0	.0	.0	.0
4. 2010.....	XXX	XXX	.0	.0	.0	.0	.0	.0	.0	.0	.0	.0
5. 2011.....	XXX	XXX	XXX	.0	.0	.0	.0	.0	.0	.0	.0	.0
6. 2012.....	XXX	XXX	XXX	XXX	.0	.0	.0	.0	.0	.0	.0	.0
7. 2013.....	XXX	XXX	XXX	XXX	XXX	.0	.0	.0	.0	.0	.0	.0
8. 2014.....	XXX	XXX	XXX	XXX	XXX	XXX	.0	.0	.0	.0	.0	.0
9. 2015.....	XXX	XXX	XXX	XXX	XXX	XXX	XXX	.0	.0	.0	.0	.0
10. 2016.....	XXX	XXX	XXX	XXX	XXX	XXX	XXX	XXX	.0	.0	.0	.0
11. 2017.....	XXX	XXX	XXX	XXX	XXX	XXX	XXX	XXX	XXX	.0	.0	.0
12. Total.....	XXX	XXX	XXX	XXX	XXX	XXX	XXX	XXX	XXX	XXX	XXX	.0
13. Earned Prems.(P-Pt 1)	.0	.0	.0	.0	.0	.0	.0	.0	.0	.0	.0	.XXX

**SCHEDULE P - PART 6D - WORKERS' COMPENSATION  
(EXCLUDING EXCESS WORKERS' COMPENSATION)**

**SECTION 1**

Years in Which Premiums Were Earned and Losses Were Incurred	Cumulative Premiums Earned Direct and Assumed at Year End (\$000 omitted)										11 Current Year Premiums Earned	
	1 2008	2 2009	3 2010	4 2011	5 2012	6 2013	7 2014	8 2015	9 2016	10 2017		
1. Prior.....	.21	(.3)	.0	.0	.0	(.0)	.0	.0	.0	.0	.0	.0
2. 2008.....	.21	.44	.44	.44	.44	.44	.44	.44	.44	.44	.44	.0
3. 2009.....	XXX	.21	.43	.43	.43	.43	.43	.43	.43	.43	.43	.0
4. 2010.....	XXX	XXX	.20	.42	.42	.42	.42	.42	.42	.42	.42	.0
5. 2011.....	XXX	XXX	XXX	.21	.44	.44	.44	.44	.44	.44	.44	.0
6. 2012.....	XXX	XXX	XXX	XXX	.21	.44	.44	.44	.44	.44	.44	.0
7. 2013.....	XXX	XXX	XXX	XXX	XXX	.22	.45	.45	.45	.45	.45	.0
8. 2014.....	XXX	XXX	XXX	XXX	XXX	XXX	.22	.34	.34	.34	.34	.0
9. 2015.....	XXX	XXX	XXX	XXX	XXX	XXX	XXX	.12	.12	.12	.12	.0
10. 2016.....	XXX	XXX	XXX	XXX	XXX	XXX	XXX	XXX	.0	.0	.0	.0
11. 2017.....	XXX	XXX	XXX	XXX	XXX	XXX	XXX	XXX	XXX	.0	.0	.0
12. Total.....	XXX	XXX	XXX	XXX	XXX	XXX	XXX	XXX	XXX	XXX	XXX	.0
13. Earned Prems.(P-Pt 1)	.42	.40	.42	.43	.44	.44	.45	.24	.0	.0	.0	.XXX

**SECTION 2**

Years in Which Premiums Were Earned and Losses Were Incurred	Cumulative Premiums Earned Ceded at Year End (\$000 omitted)										11 Current Year Premiums Earned	
	1 2008	2 2009	3 2010	4 2011	5 2012	6 2013	7 2014	8 2015	9 2016	10 2017		
1. Prior.....	.21	(.3)	.0	.0	.0	(.0)	.0	.0	.0	.0	.0	.0
2. 2008.....	.21	.44	.44	.44	.44	.44	.44	.44	.44	.44	.44	.0
3. 2009.....	XXX	.21	.43	.43	.43	.43	.43	.43	.43	.43	.43	.0
4. 2010.....	XXX	XXX	.20	.42	.42	.42	.42	.42	.42	.42	.42	.0
5. 2011.....	XXX	XXX	XXX	.21	.44	.44	.44	.44	.44	.44	.44	.0
6. 2012.....	XXX	XXX	XXX	XXX	.21	.44	.44	.44	.44	.44	.44	.0
7. 2013.....	XXX	XXX	XXX	XXX	XXX	.22	.45	.45	.45	.45	.45	.0
8. 2014.....	XXX	XXX	XXX	XXX	XXX	XXX	.22	.34	.34	.34	.34	.0
9. 2015.....	XXX	XXX	XXX	XXX	XXX	XXX	XXX	.12	.12	.12	.12	.0
10. 2016.....	XXX	XXX	XXX	XXX	XXX	XXX	XXX	XXX	.0	.0	.0	.0
11. 2017.....	XXX	XXX	XXX	XXX	XXX	XXX	XXX	XXX	XXX	.0	.0	.0
12. Total.....	XXX	XXX	XXX	XXX	XXX	XXX	XXX	XXX	XXX	XXX	XXX	.0
13. Earned Prems.(P-Pt 1)	.42	.40	.42	.43	.44	.44	.45	.24	.0	.0	.0	.XXX

**SCHEDULE P - PART 6E - COMMERCIAL MULTIPLE PERIL**

**SECTION 1**

Years in Which Premiums Were Earned and Losses Were Incurred	Cumulative Premiums Earned Direct and Assumed at Year End (\$000 omitted)										11 Current Year Premiums Earned
	1 2008	2 2009	3 2010	4 2011	5 2012	6 2013	7 2014	8 2015	9 2016	10 2017	
1. Prior.....	0	0	0	1	0	0	0	0	0	0	0
2. 2008.....	0	0	0	0	0	0	0	0	0	0	0
3. 2009.....	XXX	0	0	0	0	0	0	0	0	0	0
4. 2010.....	XXX	XXX	0	0	0	0	0	0	0	0	0
5. 2011.....	XXX	XXX	XXX	0	0	0	0	0	0	0	0
6. 2012.....	XXX	XXX	XXX	XXX	0	0	0	0	0	0	0
7. 2013.....	XXX	XXX	XXX	XXX	XXX	0	0	0	0	0	0
8. 2014.....	XXX	XXX	XXX	XXX	XXX	XXX	0	0	0	0	0
9. 2015.....	XXX	XXX	XXX	XXX	XXX	XXX	XXX	0	0	0	0
10. 2016.....	XXX	XXX	XXX	XXX	XXX	XXX	XXX	XXX	0	0	0
11. 2017.....	XXX	XXX	XXX	XXX	XXX	XXX	XXX	XXX	XXX	0	0
12. Total.....	XXX	XXX	XXX	XXX	XXX	XXX	XXX	XXX	XXX	XXX	0
13. Earned Prems.(P-Pt 1)	0	0	0	1	0	0	0	0	0	0	XXX

**SECTION 2**

Years in Which Premiums Were Earned and Losses Were Incurred	Cumulative Premiums Earned Ceded at Year End (\$000 omitted)										11 Current Year Premiums Earned
	1 2008	2 2009	3 2010	4 2011	5 2012	6 2013	7 2014	8 2015	9 2016	10 2017	
1. Prior.....	0	0	0	1	0	0	0	0	0	0	0
2. 2008.....	0	0	0	0	0	0	0	0	0	0	0
3. 2009.....	XXX	0	0	0	0	0	0	0	0	0	0
4. 2010.....	XXX	XXX	0	0	0	0	0	0	0	0	0
5. 2011.....	XXX	XXX	XXX	0	0	0	0	0	0	0	0
6. 2012.....	XXX	XXX	XXX	XXX	0	0	0	0	0	0	0
7. 2013.....	XXX	XXX	XXX	XXX	XXX	0	0	0	0	0	0
8. 2014.....	XXX	XXX	XXX	XXX	XXX	XXX	0	0	0	0	0
9. 2015.....	XXX	XXX	XXX	XXX	XXX	XXX	XXX	0	0	0	0
10. 2016.....	XXX	XXX	XXX	XXX	XXX	XXX	XXX	XXX	0	0	0
11. 2017.....	XXX	XXX	XXX	XXX	XXX	XXX	XXX	XXX	XXX	0	0
12. Total.....	XXX	XXX	XXX	XXX	XXX	XXX	XXX	XXX	XXX	XXX	0
13. Earned Prems.(P-Pt 1)	0	0	0	1	0	0	0	0	0	0	XXX

**SCHEDULE P - PART 6H - OTHER LIABILITY - OCCURRENCE**

**SECTION 1A**

Years in Which Premiums Were Earned and Losses Were Incurred	Cumulative Premiums Earned Direct and Assumed at Year End (\$000 omitted)										11 Current Year Premiums Earned
	1 2008	2 2009	3 2010	4 2011	5 2012	6 2013	7 2014	8 2015	9 2016	10 2017	
1. Prior.....	164	(0)	7	3	(7)	1	(1)	4	0	1	1
2. 2008.....	185	379	379	379	379	379	379	379	379	379	0
3. 2009.....	XXX	222	464	464	464	464	464	464	464	464	0
4. 2010.....	XXX	XXX	297	644	644	644	644	644	644	644	0
5. 2011.....	XXX	XXX	XXX	401	837	837	837	837	837	837	0
6. 2012.....	XXX	XXX	XXX	XXX	547	1,135	1,135	1,135	1,134	1,134	(0)
7. 2013.....	XXX	XXX	XXX	XXX	XXX	770	1,570	1,570	1,569	1,569	0
8. 2014.....	XXX	XXX	XXX	XXX	XXX	XXX	929	1,866	1,865	1,865	(0)
9. 2015.....	XXX	XXX	XXX	XXX	XXX	XXX	XXX	1,066	2,149	2,149	(0)
10. 2016.....	XXX	XXX	XXX	XXX	XXX	XXX	XXX	XXX	1,219	2,421	1,201
11. 2017.....	XXX	XXX	XXX	XXX	XXX	XXX	XXX	XXX	XXX	1,368	1,368
12. Total.....	XXX	XXX	XXX	XXX	XXX	XXX	XXX	XXX	XXX	XXX	2,570
13. Earned Prems.(P-Pt 1)	349	416	546	751	977	1,358	1,728	2,006	2,302	2,570	XXX

**SECTION 2A**

Years in Which Premiums Were Earned and Losses Were Incurred	Cumulative Premiums Earned Ceded at Year End (\$000 omitted)										11 Current Year Premiums Earned
	1 2008	2 2009	3 2010	4 2011	5 2012	6 2013	7 2014	8 2015	9 2016	10 2017	
1. Prior.....	164	(0)	7	3	(7)	1	(1)	4	0	1	1
2. 2008.....	185	379	379	379	379	379	379	379	379	379	0
3. 2009.....	XXX	222	464	464	464	464	464	464	464	464	0
4. 2010.....	XXX	XXX	297	644	644	644	644	644	644	644	0
5. 2011.....	XXX	XXX	XXX	401	837	837	837	837	837	837	0
6. 2012.....	XXX	XXX	XXX	XXX	547	1,135	1,135	1,135	1,134	1,134	(0)
7. 2013.....	XXX	XXX	XXX	XXX	XXX	770	1,570	1,570	1,569	1,569	0
8. 2014.....	XXX	XXX	XXX	XXX	XXX	XXX	929	1,866	1,865	1,865	(0)
9. 2015.....	XXX	XXX	XXX	XXX	XXX	XXX	XXX	1,066	2,149	2,149	(0)
10. 2016.....	XXX	XXX	XXX	XXX	XXX	XXX	XXX	XXX	1,219	2,421	1,201
11. 2017.....	XXX	XXX	XXX	XXX	XXX	XXX	XXX	XXX	XXX	1,368	1,368
12. Total.....	XXX	XXX	XXX	XXX	XXX	XXX	XXX	XXX	XXX	XXX	2,570
13. Earned Prems.(P-Pt 1)	349	416	546	751	977	1,358	1,728	2,006	2,302	2,570	XXX

**SCHEDULE P - PART 6H - OTHER LIABILITY - CLAIMS-MADE**

**SECTION 1B**

Years in Which Premiums Were Earned and Losses Were Incurred	Cumulative Premiums Earned Direct and Assumed at Year End (\$000 omitted)										11 Current Year Premiums Earned
	1 2008	2 2009	3 2010	4 2011	5 2012	6 2013	7 2014	8 2015	9 2016	10 2017	
1. Prior.....	0	0	0	0	0	0	0	0	0	0	0
2. 2008.....	0	0	0	0	0	0	0	0	0	0	0
3. 2009.....	XXX	0	0	0	0	0	0	0	0	0	0
4. 2010.....	XXX	XXX	0	0	0	0	0	0	0	0	0
5. 2011.....	XXX	XXX	XXX	0	0	0	0	0	0	0	0
6. 2012.....	XXX	XXX	XXX	XXX	0	0	0	0	0	0	0
7. 2013.....	XXX	XXX	XXX	XXX	XXX	0	0	0	0	0	0
8. 2014.....	XXX	XXX	XXX	XXX	XXX	XXX	0	0	0	0	0
9. 2015.....	XXX	XXX	XXX	XXX	XXX	XXX	XXX	0	0	0	0
10. 2016.....	XXX	XXX	XXX	XXX	XXX	XXX	XXX	XXX	0	0	0
11. 2017.....	XXX	XXX	XXX	XXX	XXX	XXX	XXX	XXX	XXX	0	0
12. Total.....	XXX	XXX	XXX	XXX	XXX	XXX	XXX	XXX	XXX	XXX	0
13. Earned Prems.(P-Pt 1)	0	0	0	0	0	0	0	0	0	0	XXX

**SECTION 2B**

Years in Which Premiums Were Earned and Losses Were Incurred	Cumulative Premiums Earned Ceded at Year End (\$000 omitted)										11 Current Year Premiums Earned
	1 2008	2 2009	3 2010	4 2011	5 2012	6 2013	7 2014	8 2015	9 2016	10 2017	
1. Prior.....	0	0	0	0	0	0	0	0	0	0	0
2. 2008.....	0	0	0	0	0	0	0	0	0	0	0
3. 2009.....	XXX	0	0	0	0	0	0	0	0	0	0
4. 2010.....	XXX	XXX	0	0	0	0	0	0	0	0	0
5. 2011.....	XXX	XXX	XXX	0	0	0	0	0	0	0	0
6. 2012.....	XXX	XXX	XXX	XXX	0	0	0	0	0	0	0
7. 2013.....	XXX	XXX	XXX	XXX	XXX	0	0	0	0	0	0
8. 2014.....	XXX	XXX	XXX	XXX	XXX	XXX	0	0	0	0	0
9. 2015.....	XXX	XXX	XXX	XXX	XXX	XXX	XXX	0	0	0	0
10. 2016.....	XXX	XXX	XXX	XXX	XXX	XXX	XXX	XXX	0	0	0
11. 2017.....	XXX	XXX	XXX	XXX	XXX	XXX	XXX	XXX	XXX	0	0
12. Total.....	XXX	XXX	XXX	XXX	XXX	XXX	XXX	XXX	XXX	XXX	0
13. Earned Prems.(P-Pt 1)	0	0	0	0	0	0	0	0	0	0	XXX

**SCHEDULE P - PART 6M - INTERNATIONAL**

**SECTION 1**

Years in Which Premiums Were Earned and Losses Were Incurred	Cumulative Premiums Earned Direct and Assumed at Year End (\$000 omitted)										11 Current Year Premiums Earned
	1 2008	2 2009	3 2010	4 2011	5 2012	6 2013	7 2014	8 2015	9 2016	10 2017	
1. Prior.....	0	0	0	0	0	0	0	0	0	0	0
2. 2008.....	0	0	0	0	0	0	0	0	0	0	0
3. 2009.....	XXX	0	0	0	0	0	0	0	0	0	0
4. 2010.....	XXX	XXX	0	0	0	0	0	0	0	0	0
5. 2011.....	XXX	XXX	XXX	0	0	0	0	0	0	0	0
6. 2012.....	XXX	XXX	XXX	XXX	0	0	0	0	0	0	0
7. 2013.....	XXX	XXX	XXX	XXX	XXX	0	0	0	0	0	0
8. 2014.....	XXX	XXX	XXX	XXX	XXX	XXX	0	0	0	0	0
9. 2015.....	XXX	XXX	XXX	XXX	XXX	XXX	XXX	0	0	0	0
10. 2016.....	XXX	XXX	XXX	XXX	XXX	XXX	XXX	XXX	0	0	0
11. 2017.....	XXX	XXX	XXX	XXX	XXX	XXX	XXX	XXX	XXX	0	0
12. Total.....	XXX	XXX	XXX	XXX	XXX	XXX	XXX	XXX	XXX	XXX	0
13. Earned Prems.(P-Pt 1)	0	0	0	0	0	0	0	0	0	0	XXX

**SECTION 2**

Years in Which Premiums Were Earned and Losses Were Incurred	Cumulative Premiums Earned Ceded at Year End (\$000 omitted)										11 Current Year Premiums Earned
	1 2008	2 2009	3 2010	4 2011	5 2012	6 2013	7 2014	8 2015	9 2016	10 2017	
1. Prior.....	0	0	0	0	0	0	0	0	0	0	0
2. 2008.....	0	0	0	0	0	0	0	0	0	0	0
3. 2009.....	XXX	0	0	0	0	0	0	0	0	0	0
4. 2010.....	XXX	XXX	0	0	0	0	0	0	0	0	0
5. 2011.....	XXX	XXX	XXX	0	0	0	0	0	0	0	0
6. 2012.....	XXX	XXX	XXX	XXX	0	0	0	0	0	0	0
7. 2013.....	XXX	XXX	XXX	XXX	XXX	0	0	0	0	0	0
8. 2014.....	XXX	XXX	XXX	XXX	XXX	XXX	0	0	0	0	0
9. 2015.....	XXX	XXX	XXX	XXX	XXX	XXX	XXX	0	0	0	0
10. 2016.....	XXX	XXX	XXX	XXX	XXX	XXX	XXX	XXX	0	0	0
11. 2017.....	XXX	XXX	XXX	XXX	XXX	XXX	XXX	XXX	XXX	0	0
12. Total.....	XXX	XXX	XXX	XXX	XXX	XXX	XXX	XXX	XXX	XXX	0
13. Earned Prems.(P-Pt 1)	0	0	0	0	0	0	0	0	0	0	XXX

**SCHEDULE P - PART 6N - REINSURANCE**

NONPROPORTIONAL ASSUMED PROPERTY

SECTION 1

Years in Which Premiums Were Earned and Losses Were Incurred	Cumulative Premiums Earned Direct and Assumed at Year End (\$000 omitted)										11 Current Year Premiums Earned	
	1 2008	2 2009	3 2010	4 2011	5 2012	6 2013	7 2014	8 2015	9 2016	10 2017		
1. Prior.....	1	0	(5)	0	0	0	0	(1)	0	0	0	0
2. 2008.....	0	0	0	0	0	0	0	0	0	0	0	0
3. 2009.....	XXX	0	0	0	0	0	0	0	0	0	0	0
4. 2010.....	XXX	XXX	0	0	0	0	0	0	0	0	0	0
5. 2011.....	XXX	XXX	XXX	0	0	0	0	0	0	0	0	0
6. 2012.....	XXX	XXX	XXX	XXX	0	0	0	0	0	0	0	0
7. 2013.....	XXX	XXX	XXX	XXX	XXX	0	0	0	0	0	0	0
8. 2014.....	XXX	XXX	XXX	XXX	XXX	XXX	0	0	0	0	0	0
9. 2015.....	XXX	XXX	XXX	XXX	XXX	XXX	XXX	0	0	0	0	0
10. 2016.....	XXX	XXX	XXX	XXX	XXX	XXX	XXX	XXX	0	0	0	0
11. 2017.....	XXX	XXX	XXX	XXX	XXX	XXX	XXX	XXX	XXX	0	0	0
12. Total.....	XXX	XXX	XXX	XXX	XXX	XXX	XXX	XXX	XXX	XXX	XXX	0
13. Earned Prems.(P-Pt.1)	1	0	(5)	0	0	0	0	(1)	0	0	0	XXX

SECTION 2

Years in Which Premiums Were Earned and Losses Were Incurred	Cumulative Premiums Earned Ceded at Year End (\$000 omitted)										11 Current Year Premiums Earned	
	1 2008	2 2009	3 2010	4 2011	5 2012	6 2013	7 2014	8 2015	9 2016	10 2017		
1. Prior.....	1	0	(5)	0	0	0	0	(1)	0	0	0	0
2. 2008.....	0	0	0	0	0	0	0	0	0	0	0	0
3. 2009.....	XXX	0	0	0	0	0	0	0	0	0	0	0
4. 2010.....	XXX	XXX	0	0	0	0	0	0	0	0	0	0
5. 2011.....	XXX	XXX	XXX	0	0	0	0	0	0	0	0	0
6. 2012.....	XXX	XXX	XXX	XXX	0	0	0	0	0	0	0	0
7. 2013.....	XXX	XXX	XXX	XXX	XXX	0	0	0	0	0	0	0
8. 2014.....	XXX	XXX	XXX	XXX	XXX	XXX	0	0	0	0	0	0
9. 2015.....	XXX	XXX	XXX	XXX	XXX	XXX	XXX	0	0	0	0	0
10. 2016.....	XXX	XXX	XXX	XXX	XXX	XXX	XXX	XXX	0	0	0	0
11. 2017.....	XXX	XXX	XXX	XXX	XXX	XXX	XXX	XXX	XXX	0	0	0
12. Total.....	XXX	XXX	XXX	XXX	XXX	XXX	XXX	XXX	XXX	XXX	XXX	0
13. Earned Prems.(P-Pt.1)	1	0	(5)	0	0	0	0	(1)	0	0	0	XXX

**SCHEDULE P - PART 60 - REINSURANCE**

NONPROPORTIONAL ASSUMED LIABILITY

SECTION 1

Years in Which Premiums Were Earned and Losses Were Incurred	Cumulative Premiums Earned Direct and Assumed at Year End (\$000 omitted)										11 Current Year Premiums Earned	
	1 2008	2 2009	3 2010	4 2011	5 2012	6 2013	7 2014	8 2015	9 2016	10 2017		
1. Prior.....	(23)	11	15	22	11	14	7	8	(11)	3	3	3
2. 2008.....	0	0	0	0	0	0	0	0	0	0	0	0
3. 2009.....	XXX	0	0	0	0	0	0	0	0	0	0	0
4. 2010.....	XXX	XXX	0	0	0	0	0	0	0	0	0	0
5. 2011.....	XXX	XXX	XXX	0	0	0	0	0	0	0	0	0
6. 2012.....	XXX	XXX	XXX	XXX	0	0	0	0	0	0	0	0
7. 2013.....	XXX	XXX	XXX	XXX	XXX	0	0	0	0	0	0	0
8. 2014.....	XXX	XXX	XXX	XXX	XXX	XXX	0	0	0	0	0	0
9. 2015.....	XXX	XXX	XXX	XXX	XXX	XXX	XXX	0	0	0	0	0
10. 2016.....	XXX	XXX	XXX	XXX	XXX	XXX	XXX	XXX	0	0	0	0
11. 2017.....	XXX	XXX	XXX	XXX	XXX	XXX	XXX	XXX	XXX	0	0	0
12. Total.....	XXX	XXX	XXX	XXX	XXX	XXX	XXX	XXX	XXX	XXX	XXX	3
13. Earned Prems.(P-Pt.1)	(23)	11	15	22	11	14	7	8	(11)	3	3	XXX

SECTION 2

Years in Which Premiums Were Earned and Losses Were Incurred	Cumulative Premiums Earned Ceded at Year End (\$000 omitted)										11 Current Year Premiums Earned	
	1 2008	2 2009	3 2010	4 2011	5 2012	6 2013	7 2014	8 2015	9 2016	10 2017		
1. Prior.....	(23)	11	15	22	11	14	7	8	(11)	3	3	3
2. 2008.....	0	0	0	0	0	0	0	0	0	0	0	0
3. 2009.....	XXX	0	0	0	0	0	0	0	0	0	0	0
4. 2010.....	XXX	XXX	0	0	0	0	0	0	0	0	0	0
5. 2011.....	XXX	XXX	XXX	0	0	0	0	0	0	0	0	0
6. 2012.....	XXX	XXX	XXX	XXX	0	0	0	0	0	0	0	0
7. 2013.....	XXX	XXX	XXX	XXX	XXX	0	0	0	0	0	0	0
8. 2014.....	XXX	XXX	XXX	XXX	XXX	XXX	0	0	0	0	0	0
9. 2015.....	XXX	XXX	XXX	XXX	XXX	XXX	XXX	0	0	0	0	0
10. 2016.....	XXX	XXX	XXX	XXX	XXX	XXX	XXX	XXX	0	0	0	0
11. 2017.....	XXX	XXX	XXX	XXX	XXX	XXX	XXX	XXX	XXX	0	0	0
12. Total.....	XXX	XXX	XXX	XXX	XXX	XXX	XXX	XXX	XXX	XXX	XXX	3
13. Earned Prems.(P-Pt.1)	(23)	11	15	22	11	14	7	8	(11)	3	3	XXX



**Sch. P - Pt. 6R - Sn. 1A  
NONE**

**Sch. P - Pt. 6R - Sn. 2A  
NONE**

**Sch. P - Pt. 6R - Sn. 1B  
NONE**

**Sch. P - Pt. 6R - Sn. 2B  
NONE**

**Sch. P - Pt. 7A - Sn. 1  
NONE**

**Sch. P - Pt. 7A - Sn. 2  
NONE**

**Sch. P - Pt. 7A - Sn. 3  
NONE**

**Sch. P - Pt. 7A - Sn. 4  
NONE**

**Sch. P - Pt. 7A - Sn. 5  
NONE**

**Sch. P - Pt. 7B - Sn. 1  
NONE**

**Sch. P - Pt. 7B - Sn. 2  
NONE**

**Sch. P - Pt. 7B - Sn. 3  
NONE**

**Sch. P - Pt. 7B - Sn. 4  
NONE**

**Sch. P - Pt. 7B - Sn. 5  
NONE**

**Sch. P - Pt. 7B - Sn. 6  
NONE**

**Sch. P - Pt. 7B - Sn. 7  
NONE**

## SCHEDULE P INTERROGATORIES

1. The following questions relate to yet-to-be-issued Extended Reporting Endorsements (EREs) arising from Death, Disability, or Retirement (DDR) provisions in Medical Professional Liability Claims-Made insurance policies. EREs provided for reasons other than DDR are not included.
- 1.1 Does the company issue Medical Professional Liability Claims-Made insurance policies that provide tail (also known as an extended reporting endorsement, or "ERE") benefits in the event of Death, Disability, or Retirement (DDR) at a reduced charge or at no additional cost? Yes [ ] No [X]  
 If the answer to question 1.1 is "no", leave the following questions blank. If the answer to question 1.1 is "yes", please answer the following questions.
- 1.2 What is the total amount of the reserve for that provision (DDR reserve), as reported, explicitly or not, elsewhere in this statement (in dollars)? \$.....0
- 1.3 Does the company report any DDR reserve as Unearned Premium Reserve per SSAP #65? Yes [ ] No [ ]
- 1.4 Does the company report any DDR reserve as loss or loss adjustment expense reserve? Yes [ ] No [ ]
- 1.5 If the company reports DDR reserve as Unearned Premium Reserve, does that amount match the figure on the Underwriting and Investment Exhibit, Part 1A - Recapitulation of all Premiums (Page 7) Column 2, Lines 11.1 plus 11.2? Yes [ ] No [ ] N/A [ ]
- 1.6 If the company reports DDR reserve as loss or loss adjustment expense reserve, please complete the following table corresponding to where these reserves are reported in Schedule P:

Years in Which Premiums Were Earned and Losses Were Incurred		DDR Reserve Included in Schedule P, Part 1F, Medical Professional Liability Column 24: Total Net Losses and Expenses Unpaid	
		1 Section 1: Occurrence	2 Section 2: Claims-Made
1.601	Prior.....	.....0	.....0
1.602	2008.....	.....0	.....0
1.603	2009.....	.....0	.....0
1.604	2010.....	.....0	.....0
1.605	2011.....	.....0	.....0
1.606	2012.....	.....0	.....0
1.607	2013.....	.....0	.....0
1.608	2014.....	.....0	.....0
1.609	2015.....	.....0	.....0
1.610	2016.....	.....0	.....0
1.611	2017.....	.....0	.....0
1.612	Totals.....	.....0	.....0

2. The definition of allocated loss adjustment expenses (ALAE) and, therefore, unallocated loss adjustment expenses (ULAE) was changed effective January 1, 1998. This change in definition applies to both paid and unpaid expenses. Are these expenses (now reported as "Defense and Cost Containment" and "Adjusting and Other") reported in compliance with these definitions in this statement? Yes [X] No [ ]
3. The Adjusting and Other expense payments and reserves should be allocated to the years in which the losses were incurred based on the number of claims reported, closed and outstanding in those years. When allocating Adjusting and Other expense between companies in a group or a pool, the Adjusting and Other expense should be allocated in the same percentage used for the loss amounts and the claim counts. For reinsurers, Adjusting and Other expense assumed should be reported according to the reinsurance contract. For Adjusting and Other expense incurred by reinsurers, or in those situations where suitable claim count information is not available, Adjusting and Other expense should be allocated by a reasonable method determined by the company and described in Interrogatory 7, below. Are they so reported in this statement? Yes [X] No [ ]
4. Do any lines in Schedule P include reserves that are reported gross of any discount to present value of future payments, and that are reported net of such discounts on Page 10? Yes [ ] No [X]

If yes, proper disclosure must be made in the Notes to Financial Statements, as specified in the Instructions. Also, the discounts must be reported in Schedule P - Part 1, Columns 32 and 33.

Schedule P must be completed gross of non-tabular discounting. Work papers relating to discount calculations must be available for examination upon request.

Discounting is allowed only if expressly permitted by the state insurance department to which this Annual Statement is being filed.

5. What were the net premiums in force at the end of the year for: (in thousands of dollars)
- 5.1 Fidelity \$.....0
- 5.2 Surety \$.....0
6. Claim count information is reported per claim or per claimant. (Indicate which). PER CLAIM  
 If not the same in all years, explain in Interrogatory 7.
- 7.1 The information provided in Schedule P will be used by many persons to estimate the adequacy of the current loss and expense reserves, among other things. Are there any especially significant events, coverage, retention or accounting changes that have occurred that must be considered when making such analyses? Yes [X] No [ ]
- 7.2 An extended statement may be attached.

Effective January 1, 2001, the company entered into a 100% Restated Quota Share Reinsurance Agreement with its parent company. The company cedes to its parent 100% interest in gross net liabilities and its premiums, losses, expenses, payment fees, dividends and direct agents balance (excluding TIG run-off business).

**SCHEDULE T - PART 2**

**INTERSTATE COMPACT - EXHIBIT OF PREMIUMS WRITTEN**

Allocated by States and Territories

States, Etc.		Direct Business Only					Totals
		1 Life (Group and Individual)	2 Annuities (Group and Individual)	3 Disability Income (Group and Individual)	4 Long-Term Care (Group and Individual)	5 Deposit-Type Contracts	
1. Alabama.....AL	0	0	0	0	0	0	
2. Alaska.....AK	0	0	0	0	0	0	
3. Arizona.....AZ	0	0	0	0	0	0	
4. Arkansas.....AR	0	0	0	0	0	0	
5. California.....CA	0	0	0	0	0	0	
6. Colorado.....CO	0	0	0	0	0	0	
7. Connecticut.....CT	0	0	0	0	0	0	
8. Delaware.....DE	0	0	0	0	0	0	
9. District of Columbia.....DC	0	0	0	0	0	0	
10. Florida.....FL	0	0	0	0	0	0	
11. Georgia.....GA	0	0	0	0	0	0	
12. Hawaii.....HI	0	0	0	0	0	0	
13. Idaho.....ID	0	0	0	0	0	0	
14. Illinois.....IL	0	0	0	0	0	0	
15. Indiana.....IN	0	0	0	0	0	0	
16. Iowa.....IA	0	0	0	0	0	0	
17. Kansas.....KS	0	0	0	0	0	0	
18. Kentucky.....KY	0	0	0	0	0	0	
19. Louisiana.....LA	0	0	0	0	0	0	
20. Maine.....ME	0	0	0	0	0	0	
21. Maryland.....MD	0	0	0	0	0	0	
22. Massachusetts.....MA	0	0	0	0	0	0	
23. Michigan.....MI	0	0	0	0	0	0	
24. Minnesota.....MN	0	0	0	0	0	0	
25. Mississippi.....MS	0	0	0	0	0	0	
26. Missouri.....MO	0	0	0	0	0	0	
27. Montana.....MT	0	0	0	0	0	0	
28. Nebraska.....NE	0	0	0	0	0	0	
29. Nevada.....NV	0	0	0	0	0	0	
30. New Hampshire.....NH	0	0	0	0	0	0	
31. New Jersey.....NJ	0	0	0	0	0	0	
32. New Mexico.....NM	0	0	0	0	0	0	
33. New York.....NY	0	0	0	0	0	0	
34. North Carolina.....NC	0	0	0	0	0	0	
35. North Dakota.....ND	0	0	0	0	0	0	
36. Ohio.....OH	0	0	0	0	0	0	
37. Oklahoma.....OK	0	0	0	0	0	0	
38. Oregon.....OR	0	0	0	0	0	0	
39. Pennsylvania.....PA	0	0	0	0	0	0	
40. Rhode Island.....RI	0	0	0	0	0	0	
41. South Carolina.....SC	0	0	0	0	0	0	
42. South Dakota.....SD	0	0	0	0	0	0	
43. Tennessee.....TN	0	0	0	0	0	0	
44. Texas.....TX	0	0	0	0	0	0	
45. Utah.....UT	0	0	0	0	0	0	
46. Vermont.....VT	0	0	0	0	0	0	
47. Virginia.....VA	0	0	0	0	0	0	
48. Washington.....WA	0	0	0	0	0	0	
49. West Virginia.....WV	0	0	0	0	0	0	
50. Wisconsin.....WI	0	0	0	0	0	0	
51. Wyoming.....WY	0	0	0	0	0	0	
52. American Samoa.....AS	0	0	0	0	0	0	
53. Guam.....GU	0	0	0	0	0	0	
54. Puerto Rico.....PR	0	0	0	0	0	0	
55. US Virgin Islands.....VI	0	0	0	0	0	0	
56. Northern Mariana Islands.....MP	0	0	0	0	0	0	
57. Canada.....CAN	0	0	0	0	0	0	
58. Aggregate Other Alien.....OT	0	0	0	0	0	0	
59. Totals.....	0	0	0	0	0	0	

**NONE**

# SCHEDULE Y

## PART 1A - DETAIL OF INSURANCE HOLDING COMPANY SYSTEM

1	2	3	4	5	6	7	8	9	10	11	12	13	14	15	16
Group Code	Group Name	NAIC Company Code	ID Number	Federal RSSD	CIK	Name of Securities Exchange if Publicly Traded (U.S. or International)	Names of Parent, Subsidiaries or Affiliates	Domiciliary Location	Relationship to Reporting Entity	Directly Controlled by (Name of Entity/Person)	Type of Control (Ownership Board, Management, Attorney-in-Fact, Influence, Other)	If Control is Ownership Provide Percentage	Ultimate Controlling Entity(ies)/Person(s)	Is an SCA Filing Required? (Y/N)	*
<b>Members</b>															
0241	MetLife.....	00000..	13-4075851..	2945824	1099219	NYSE, ISE.....	MetLife, Inc.....	DE.....	UIP.....	Board of Directors.....	Board of Directors	.....0.0	Board of Directors.....	..Y.....	0.....
0241	MetLife.....	65978..	13-5581829..	1583845	937834		Metropolitan Life Insurance Company.....	NY.....	IA.....	MetLife, Inc.....	Ownership.....	100.0	MetLife, Inc.....	..N.....	0.....
0241	MetLife.....	00000..	20-2985998..	0	0		500 Grant Street GP, LLC.....	DE.....	NIA.....	Metropolitan Life Insurance Company.....	Ownership.....	100.0	MetLife, Inc.....	..N.....	0.....
0241	MetLife.....	00000..		0	0		500 Grant Street Associates Limited Partnership	CT.....	NIA.....	Metropolitan Life Insurance Company.....	Ownership.....	99.0	MetLife, Inc.....	..N.....	0.....
0241	MetLife.....	00000..		0	0		500 Grant Street Associates Limited Partnership	CT.....	NIA.....	500 Grant Street GP LLC.....	Ownership.....	1.0	MetLife, Inc.....	..N.....	0.....
0241	MetLife.....	00000..	22-3140349..	0	0		MetLife Retirement Services LLC.....	NJ.....	NIA.....	Metropolitan Life Insurance Company.....	Ownership.....	100.0	MetLife, Inc.....	..N.....	0.....
0241	MetLife.....	63665..	43-0285930..	0	728240		General American Life Insurance Company.....	MO.....	IA.....	MetLife, Inc.....	Ownership.....	100.0	MetLife, Inc.....	..N.....	0.....
0241	MetLife.....	00000..	45-2420223..	0	0		GALIC Holdings LLC.....	DE.....	NIA.....	General American Life Insurance Company.....	Ownership.....	100.0	MetLife, Inc.....	..N.....	0.....
0241	MetLife.....	00000..		0	0		MLIC CB Holdings LLC.....	DE.....	NIA.....	Metropolitan Life Insurance Company.....	Ownership.....	100.0	MetLife, Inc.....	..N.....	0.....
0241	MetLife.....	00000..		0	0		HPZ Assets LLC.....	DE.....	NIA.....	Metropolitan Life Insurance Company.....	Ownership.....	100.0	MetLife, Inc.....	..N.....	0.....
0241	MetLife.....	00000..		0	0		Alternative Fuels I, LLC.....	DE.....	NIA.....	Metropolitan Life Insurance Company.....	Ownership.....	100.0	MetLife, Inc.....	..N.....	0.....
0241	MetLife.....	00000..	46-0800386..	0	0		CC Holdco Manager, LLC.....	DE.....	NIA.....	Metropolitan Life Insurance Company.....	Ownership.....	100.0	MetLife, Inc.....	..N.....	0.....
0241	MetLife.....	00000..	13-5581829..	0	0		MetLife Private Equity Holdings, LLC.....	DE.....	NIA.....	MetLife SP Holdings, LLC.....	Ownership.....	100.0	MetLife, Inc.....	..N.....	0.....
0241	MetLife.....	00000..		0	0		Euro CL Investments LLC.....	DE.....	NIA.....	Metropolitan Life Insurance Company.....	Ownership.....	100.0	MetLife, Inc.....	..N.....	0.....
0241	MetLife.....	00000..		0	0		1001 Properties, LLC.....	DE.....	NIA.....	Metropolitan Life Insurance Company.....	Ownership.....	100.0	MetLife, Inc.....	..N.....	0.....
0241	MetLife.....	00000..		0	0		6104 Hollywood, LLC.....	DE.....	NIA.....	Metropolitan Life Insurance Company.....	Ownership.....	100.0	MetLife, Inc.....	..N.....	0.....
0241	MetLife.....	00000..		0	0		The Building at 575 Fifth Avenue Mezzanine LLC	DE.....	NIA.....	Metropolitan Life Insurance Company.....	Ownership.....	100.0	MetLife, Inc.....	..N.....	0.....
0241	MetLife.....	00000..		0	0		The Building at 575 Fifth Retail Holding LLC.....	DE.....	NIA.....	The Building at 575 Fifth Avenue Mezzanine LLC	Ownership.....	100.0	MetLife, Inc.....	..N.....	0.....
0241	MetLife.....	00000..		0	0		The Building at 575 Fifth Retail Owner LLC.....	DE.....	NIA.....	The Building at 575 Fifth Retail Holding LLC.....	Ownership.....	100.0	MetLife, Inc.....	..N.....	0.....
0241	MetLife.....	00000..	20-8254446..	0	0		10700 Wilshire, LLC.....	DE.....	NIA.....	Metropolitan Life Insurance Company.....	Ownership.....	100.0	MetLife, Inc.....	..N.....	0.....
0241	MetLife.....	00000..		0	0		Sandpiper Cove Associates II, LLC.....	DE.....	NIA.....	Metropolitan Life Insurance Company.....	Ownership.....	100.0	MetLife, Inc.....	..N.....	0.....
0241	MetLife.....	00000..		0	0		ML Mililani Member, LLC.....	DE.....	NIA.....	Metropolitan Life Insurance Company.....	Ownership.....	95.0	MetLife, Inc.....	..N.....	0.....
0241	MetLife.....	00000..		0	0		ML Mililani Member, LLC.....	DE.....	NIA.....	General American Life Insurance Company.....	Ownership.....	5.0	MetLife, Inc.....	..N.....	0.....
0241	MetLife.....	00000..	47-5228317..	0	0		MCPP Owners, LLC.....	DE.....	NIA.....	Metropolitan Life Insurance Company.....	Ownership.....	84.5	MetLife, Inc.....	..N.....	0.....
0241	MetLife.....	00000..	47-5228317..	0	0		MCPP Owners, LLC.....	DE.....	NIA.....	General American Life Insurance Company.....	Ownership.....	0.6	MetLife, Inc.....	..N.....	0.....
0241	MetLife.....	00000..	47-5228317..	0	0		MCPP Owners, LLC.....	DE.....	NIA.....	Metropolitan Tower Life Insurance Company.....	Ownership.....	1.6	MetLife, Inc.....	..N.....	0.....
0241	MetLife.....	00000..	47-5228317..	0	0		MCPP Owners, LLC.....	DE.....	NIA.....	MTL Leasing, LLC.....	Ownership.....	13.3	MetLife, Inc.....	..N.....	0.....
0241	MetLife.....	00000..	20-3700390..	0	0		Viridian Miracle Mile, LLC.....	DE.....	NIA.....	Metropolitan Life Insurance Company.....	Ownership.....	100.0	MetLife, Inc.....	..N.....	0.....
0241	MetLife.....	00000..	98-1107266..	0	0		MetLife Canada Solar ULC.....	CAN.....	NIA.....	MetLife Capital, Limited Partnership.....	Ownership.....	100.0	MetLife, Inc.....	..N.....	0.....
0241	MetLife.....	00000..		4275534	0		MetLife Investments Asia Limited (Hong Kong).	HKG.....	NIA.....	MetLife Investment Management Holdings (Ireland) Limited	Ownership.....	100.0	MetLife, Inc.....	..N.....	0.....

## SCHEDULE Y

### PART 1A - DETAIL OF INSURANCE HOLDING COMPANY SYSTEM

1	2	3	4	5	6	7	8	9	10	11	12	13	14	15	16
Group Code	Group Name	NAIC Company Code	ID Number	Federal RSSD	CIK	Name of Securities Exchange if Publicly Traded (U.S. or International)	Names of Parent, Subsidiaries or Affiliates	Domiciliary Location	Relationship to Reporting Entity	Directly Controlled by (Name of Entity/Person)	Type of Control (Ownership Board, Management, Attorney-in-Fact, Influence, Other)	If Control is Ownership Provide Percentage	Ultimate Controlling Entity(ies)/Person(s)	Is an SCA Filing Required? (Y/N)	*
0241	MetLife.....	00000..		4254427	.....0		MetLife Investments Limited (UK).....	GBR.....	NIA.....	Metropolitan Life Insurance Company.....	Ownership.....	.....99.0	MetLife, Inc.....	...Y.....	0.....
0241	MetLife.....	00000..		4254427	.....0		MetLife Investments Limited (UK).....	GBR.....	NIA.....	23rd Street Investments, Inc.....	Ownership.....	.....1.0	MetLife, Inc.....	...Y.....	0.....
0241	MetLife.....	00000..		4254445	.....0		MetLife Latin America Asesorias e Inversiones Limitada (Chile)	CHL.....	NIA.....	Metropolitan Life Insurance Company.....	Ownership.....	.....100.0	MetLife, Inc.....	...N.....	0.....
0241	MetLife.....	00000..		4254445	.....0		MetLife Latin America Asesorias e Inversiones Limitada (Chile)	CHL.....	NIA.....	23rd Street Investments, Inc.....	Ownership.....	.....0.0	MetLife, Inc.....	...N.....	0.....
0241	MetLife.....	00000..	86-1176467..	.....0	.....0		MEX DF Properties, LLC.....	DE.....	NIA.....	Metropolitan Life Insurance Company.....	Ownership.....	.....100.0	MetLife, Inc.....	...N.....	0.....
0241	MetLife.....	00000..		.....0	.....0		MPLife, S. de. R. L. de C.V.....	MEX.....	NIA.....	MEX DF Properties, LLC.....	Ownership.....	.....100.0	MetLife, Inc.....	...N.....	0.....
0241	MetLife.....	00000..		.....0	.....0		MPLife, S. de. R. L. de C.V.....	MEX.....	NIA.....	Euro CL Investments LLC.....	Ownership.....	.....0.0	MetLife, Inc.....	...N.....	0.....
0241	MetLife.....	00000..	55-0891973..	.....0	.....0		Corporate Real Estate Holdings, LLC.....	DE.....	NIA.....	Metropolitan Life Insurance Company.....	Ownership.....	.....100.0	MetLife, Inc.....	...N.....	0.....
0241	MetLife.....	00000..		.....0	.....0		WFP 1000 Holding Company GP, LLC.....	DE.....	NIA.....	Metropolitan Life Insurance Company.....	Ownership.....	.....100.0	MetLife, Inc.....	...N.....	0.....
0241	MetLife.....	00000..		.....0	.....0		MSV Irvine Property, LLC.....	DE.....	NIA.....	Metropolitan Life Insurance Company.....	Ownership.....	.....96.0	MetLife, Inc.....	...N.....	0.....
0241	MetLife.....	00000..		.....0	.....0		MSV Irvine Property, LLC.....	DE.....	NIA.....	Metropolitan Tower Realty Company, Inc.....	Ownership.....	.....4.0	MetLife, Inc.....	...N.....	0.....
0241	MetLife.....	00000..	13-3619870..	.....0	.....0		23rd Street Investments, Inc.....	DE.....	NIA.....	Metropolitan Life Insurance Company.....	Ownership.....	.....100.0	MetLife, Inc.....	...Y.....	0.....
0241	MetLife.....	00000..	06-1193029..	.....0	.....0		MetLife Capital Credit L.P.....	DE.....	NIA.....	Metropolitan Life Insurance Company.....	Ownership.....	.....99.0	MetLife, Inc.....	...N.....	0.....
0241	MetLife.....	00000..	06-1193029..	.....0	.....0		MetLife Capital Credit L.P.....	DE.....	NIA.....	23rd Street Investments, Inc.....	Ownership.....	.....1.0	MetLife, Inc.....	...N.....	0.....
0241	MetLife.....	00000..	91-1273824..	.....0	.....0		MetLife Capital, Limited Partnership.....	DE.....	NIA.....	Metropolitan Life Insurance Company.....	Ownership.....	.....99.0	MetLife, Inc.....	...N.....	0.....
0241	MetLife.....	00000..	91-1273824..	.....0	.....0		MetLife Capital, Limited Partnership.....	DE.....	NIA.....	23rd Street Investments, Inc.....	Ownership.....	.....1.0	MetLife, Inc.....	...N.....	0.....
0241	MetLife.....	00000..		.....0	.....0		Long Island Solar Farm, LLC.....	DE.....	NIA.....	Brighthouse Renewables Holding, LLC.....	Ownership.....	.....9.6	MetLife, Inc.....	...N.....	0.....
0241	MetLife.....	00000..		.....0	.....0		Long Island Solar Farm, LLC.....	DE.....	NIA.....	MetLife Capital, Limited Partnership.....	Ownership.....	.....90.4	MetLife, Inc.....	...N.....	0.....
0241	MetLife.....	00000..	43-1822723..	4275507	.....0		Missouri Reinsurance, Inc.....	CYM.....	IA.....	Metropolitan Life Insurance Company.....	Ownership.....	.....100.0	MetLife, Inc.....	...Y.....	0.....
0241	MetLife.....	00000..	13-3237278..	.....0	.....0		MetLife Holdings, Inc.....	DE.....	NIA.....	Metropolitan Life Insurance Company.....	Ownership.....	.....100.0	MetLife, Inc.....	...Y.....	0.....
0241	MetLife.....	00000..	13-3237275..	.....0	.....0		MetLife Credit Corp.....	DE.....	NIA.....	MetLife Holdings, Inc. (DE).....	Ownership.....	.....100.0	MetLife, Inc.....	...N.....	0.....
0241	MetLife.....	00000..	13-3237277..	.....0	.....0		MetLife Funding, Inc.....	DE.....	NIA.....	MetLife Holdings, Inc. (DE).....	Ownership.....	.....100.0	MetLife, Inc.....	...N.....	0.....
0241	MetLife.....	00000..		.....0	.....0		85 Broad Street Mezzanine LLC.....	DE.....	NIA.....	Metropolitan Life Insurance Company.....	Ownership.....	.....100.0	MetLife, Inc.....	...N.....	0.....
0241	MetLife.....	00000..	46-5563450..	.....0	.....0		Buford Logistics Center, LLC.....	DE.....	NIA.....	Metropolitan Life Insurance Company.....	Ownership.....	.....100.0	MetLife, Inc.....	...N.....	0.....
0241	MetLife.....	00000..		.....0	.....0		MetLife Park Tower Member, LLC.....	DE.....	NIA.....	Metropolitan Life Insurance Company.....	Ownership.....	.....100.0	MetLife, Inc.....	...N.....	0.....
0241	MetLife.....	00000..	47-5505232..	.....0	.....0		Park Tower REIT, Inc.....	DE.....	NIA.....	MetLife Park Tower Member, LLC.....	Ownership.....	.....100.0	MetLife, Inc.....	...N.....	0.....
0241	MetLife.....	00000..		.....0	.....0		Park Tower JV Member, LLC.....	DE.....	NIA.....	Park Tower REIT, Inc.....	Ownership.....	.....100.0	MetLife, Inc.....	...N.....	0.....
0241	MetLife.....	00000..	82-1637862..	.....0	.....0		MetLife Chino Member, LLC.....	DE.....	NIA.....	Metropolitan Life Insurance Company.....	Ownership.....	.....100.0	MetLife, Inc.....	...N.....	0.....
0241	MetLife.....	00000..	13-3170235..	.....0	.....0		Metropolitan Tower Realty Company, Inc.....	DE.....	NIA.....	Metropolitan Life Insurance Company.....	Ownership.....	.....100.0	MetLife, Inc.....	...Y.....	0.....
0241	MetLife.....	00000..	01-0855028..	.....0	.....0		Midtown Heights, LLC.....	DE.....	NIA.....	Metropolitan Tower Realty Company, Inc.....	Ownership.....	.....100.0	MetLife, Inc.....	...N.....	0.....
0241	MetLife.....	00000..	43-6026902..	.....0	.....0		White Oak Royalty Company.....	OK.....	NIA.....	Metropolitan Life Insurance Company.....	Ownership.....	.....100.0	MetLife, Inc.....	...Y.....	0.....
0241	MetLife.....	00000..	30-0777814..	.....0	.....0		Marketplace Residences, LLC.....	DE.....	NIA.....	Metropolitan Life Insurance Company.....	Ownership.....	.....100.0	MetLife, Inc.....	...N.....	0.....
0241	MetLife.....	00000..	26-2853672..	.....0	.....0		MLIC Asset Holdings LLC.....	DE.....	NIA.....	Metropolitan Life Insurance Company.....	Ownership.....	.....100.0	MetLife, Inc.....	...N.....	0.....
0241	MetLife.....	00000..		.....0	.....0		MetLife Properties Ventures, LLC.....	DE.....	NIA.....	Metropolitan Life Insurance Company.....	Ownership.....	.....100.0	MetLife, Inc.....	...N.....	0.....
0241	MetLife.....	00000..	22-2375428..	.....0	.....0		Transmountain Land & Livestock Company.....	MT.....	NIA.....	Metropolitan Life Insurance Company.....	Ownership.....	.....100.0	MetLife, Inc.....	...Y.....	0.....

97.1

# SCHEDULE Y

## PART 1A - DETAIL OF INSURANCE HOLDING COMPANY SYSTEM

1	2	3	4	5	6	7	8	9	10	11	12	13	14	15	16
Group Code	Group Name	NAIC Company Code	ID Number	Federal RSSD	CIK	Name of Securities Exchange if Publicly Traded (U.S. or International)	Names of Parent, Subsidiaries or Affiliates	Domiciliary Location	Relationship to Reporting Entity	Directly Controlled by (Name of Entity/Person)	Type of Control (Ownership Board, Management, Attorney-in-Fact, Influence, Other)	If Control is Ownership Provide Percentage	Ultimate Controlling Entity(ies)/Person(s)	Is an SCA Filing Required? (Y/N)	*
0241	MetLife.....	00000..	34-1650967..	.....0	.....0		Hyatt Legal Plans, Inc.....	DE.....	NIA.....	Metropolitan Life Insurance Company.....	Ownership.....	.....100.0	MetLife, Inc.....	...Y.....	0.....
0241	MetLife.....	00000..	34-1631590..	.....0	.....0		Hyatt Legal Plans of Florida, Inc.....	FL.....	NIA.....	Hyatt Legal Plans, Inc.....	Ownership.....	.....100.0	MetLife, Inc.....	...N.....	0.....
0241	MetLife.....	00000..	27-0226554..	.....0	.....0		MLIC Asset Holdings II LLC.....	DE.....	NIA.....	Metropolitan Life Insurance Company.....	Ownership.....	.....100.0	MetLife, Inc.....	...N.....	0.....
0241	MetLife.....	00000..	30-0756430..	.....0	.....0		EI Conquistador MAH II LLC.....	DE.....	NIA.....	MLIC Asset Holdings II LLC.....	Ownership.....	.....100.0	MetLife, Inc.....	...N.....	0.....
0241	MetLife.....	00000..		.....0	.....0		MetLife RC SF Member, LLC.....	DE.....	NIA.....	Metropolitan Life Insurance Company.....	Ownership.....	.....100.0	MetLife, Inc.....	...N.....	0.....
0241	MetLife.....	00000..	20-3221642..	.....0	.....0		MetLife Mall Ventures Limited Partnership.....	DE.....	NIA.....	Metropolitan Life Insurance Company.....	Ownership.....	.....99.0	MetLife, Inc.....	...N.....	0.....
0241	MetLife.....	00000..	20-3221642..	.....0	.....0		MetLife Mall Ventures Limited Partnership.....	DE.....	NIA.....	Metropolitan Tower Realty Company, Inc.....	Ownership.....	.....1.0	MetLife, Inc.....	...N.....	0.....
0241	MetLife.....	00000..	20-8349277..	.....0	.....0		Sandpiper Cove Associates, LLC.....	DE.....	NIA.....	Metropolitan Life Insurance Company.....	Ownership.....	.....90.6	MetLife, Inc.....	...N.....	0.....
0241	MetLife.....	00000..	20-8349277..	.....0	.....0		Sandpiper Cove Associates, LLC.....	DE.....	NIA.....	Metropolitan Tower Realty Company, Inc.....	Ownership.....	.....9.4	MetLife, Inc.....	...N.....	0.....
0241	MetLife.....	00000..	13-4047186..	.....0	.....0		MetLife Tower Resources Group, Inc.....	DE.....	NIA.....	Metropolitan Life Insurance Company.....	Ownership.....	.....100.0	MetLife, Inc.....	...Y.....	0.....
0241	MetLife.....	00000..		.....0	.....0		Housing Fund Manager, LLC.....	DE.....	NIA.....	Metropolitan Life Insurance Company.....	Ownership.....	.....100.0	MetLife, Inc.....	...N.....	0.....
0241	MetLife.....	00000..	26-0405155..	.....0	.....0		MTC Fund I, LLC.....	DE.....	NIA.....	Housing Fund Manager, LLC.....	Management.....	.....0.0	MetLife, Inc.....	...N.....	0.....
0241	MetLife.....	00000..		.....0	.....0		MTC Fund II, LLC.....	DE.....	NIA.....	Housing Fund Manager, LLC.....	Management.....	.....0.0	MetLife, Inc.....	...N.....	0.....
0241	MetLife.....	00000..	14-2013939..	.....0	.....0		MTC Fund III, LLC.....	DE.....	NIA.....	Housing Fund Manager, LLC.....	Management.....	.....0.0	MetLife, Inc.....	...N.....	0.....
0241	MetLife.....	00000..	13-4078322..	.....0	.....0		334 Madison Euro Investments, Inc.....	DE.....	NIA.....	Metropolitan Life Insurance Company.....	Ownership.....	.....100.0	MetLife, Inc.....	...Y.....	0.....
0241	MetLife.....	00000..		.....0	.....0		St. James Fleet Investments Two Limited.....	CYM.....	NIA.....	Metropolitan Life Insurance Company.....	Ownership.....	.....100.0	MetLife, Inc.....	...Y.....	0.....
0241	MetLife.....	00000..		.....0	.....0		Park Twenty Three Investments Company (UK)	GBR.....	NIA.....	St. James Fleet Investments Two Limited.....	Ownership.....	.....100.0	MetLife, Inc.....	...N.....	0.....
0241	MetLife.....	00000..		.....0	.....0		Convent Station Euro Investments Four Company (UK)	GBR.....	NIA.....	Park Twenty Three Investments Company.....	Ownership.....	.....100.0	MetLife, Inc.....	...N.....	0.....
0241	MetLife.....	00000..		.....0	.....0		OMI MLIC Investments Limited.....	CYM.....	NIA.....	Convent Station Euro Investments Four Company	Ownership.....	.....100.0	MetLife, Inc.....	...N.....	0.....
0241	MetLife.....	00000..	46-3608641..	.....0	.....0		ML Swan Mezz, LLC.....	DE.....	NIA.....	Metropolitan Life Insurance Company.....	Ownership.....	.....100.0	MetLife, Inc.....	...N.....	0.....
0241	MetLife.....	00000..	46-3589015..	.....0	.....0		ML Swan GP, LLC.....	DE.....	NIA.....	ML Swan Mezz, LLC.....	Ownership.....	.....100.0	MetLife, Inc.....	...N.....	0.....
0241	MetLife.....	00000..	46-3616798..	.....0	.....0		ML Dolphin Mezz, LLC.....	DE.....	NIA.....	Metropolitan Life Insurance Company.....	Ownership.....	.....100.0	MetLife, Inc.....	...N.....	0.....
0241	MetLife.....	00000..		.....0	.....0		ML Sentinel Square Member, LLC.....	DE.....	NIA.....	Metropolitan Life Insurance Company.....	Ownership.....	.....100.0	MetLife, Inc.....	...N.....	0.....
0241	MetLife.....	00000..		.....0	.....0		MetLife Securitization Depositor LLC.....	DE.....	NIA.....	Metropolitan Life Insurance Company.....	Ownership.....	.....100.0	MetLife, Inc.....	...N.....	0.....
0241	MetLife.....	00000..	46-3593573..	.....0	.....0		ML Dolphin GP, LLC.....	DE.....	NIA.....	ML Dolphin Mezz, LLC.....	Ownership.....	.....100.0	MetLife, Inc.....	...N.....	0.....
0241	MetLife.....	00000..		.....0	.....0		Haskell East Village, LLC.....	DE.....	NIA.....	Metropolitan Life Insurance Company.....	Ownership.....	.....100.0	MetLife, Inc.....	...N.....	0.....
0241	MetLife.....	00000..	46-3426206..	.....0	.....0		MetLife Cabo Hilton Member, LLC.....	DE.....	NIA.....	Metropolitan Life Insurance Company.....	Ownership.....	.....83.1	MetLife, Inc.....	...N.....	0.....
0241	MetLife.....	00000..	46-3426206..	.....0	.....0		MetLife Cabo Hilton Member, LLC.....	DE.....	NIA.....	General American Life Insurance Company....	Ownership.....	.....16.9	MetLife, Inc.....	...N.....	0.....
0241	MetLife.....	00000..	46-0803970..	.....0	.....0		MetLife CC Member, LLC.....	DE.....	NIA.....	Metropolitan Life Insurance Company.....	Ownership.....	.....95.1	MetLife, Inc.....	...N.....	0.....
0241	MetLife.....	00000..	46-0803970..	.....0	.....0		MetLife CC Member, LLC.....	DE.....	NIA.....	General American Life Insurance Company....	Ownership.....	.....4.9	MetLife, Inc.....	...N.....	0.....
0241	MetLife.....	00000..	13-5581829..	.....0	.....0		MetLife SP Holdings, LLC.....	DE.....	NIA.....	Metropolitan Life Insurance Company.....	Ownership.....	.....100.0	MetLife, Inc.....	...N.....	0.....
0241	MetLife.....	00000..	80-0821598..	.....0	.....0		Oconee Hotel Company, LLC.....	DE.....	NIA.....	Metropolitan Life Insurance Company.....	Ownership.....	.....100.0	MetLife, Inc.....	...N.....	0.....
0241	MetLife.....	00000..	80-0823015..	.....0	.....0		Oconee Land Company, LLC.....	DE.....	NIA.....	Metropolitan Life Insurance Company.....	Ownership.....	.....100.0	MetLife, Inc.....	...N.....	0.....

97.2

# SCHEDULE Y

## PART 1A - DETAIL OF INSURANCE HOLDING COMPANY SYSTEM

1	2	3	4	5	6	7	8	9	10	11	12	13	14	15	16
Group Code	Group Name	NAIC Company Code	ID Number	Federal RSSD	CIK	Name of Securities Exchange if Publicly Traded (U.S. or International)	Names of Parent, Subsidiaries or Affiliates	Domiciliary Location	Relationship to Reporting Entity	Directly Controlled by (Name of Entity/Person)	Type of Control (Ownership Board, Management, Attorney-in-Fact, Influence, Other)	If Control is Ownership Provide Percentage	Ultimate Controlling Entity(ies)/Person(s)	Is an SCA Filing Required? (Y/N)	*
0241	MetLife.....	00000..	80-0823413..				Oconee Land Development Company, LLC.....	DE.....	NIA.....	Oconee Land Company, LLC.....	Ownership.....	100.0	MetLife, Inc.....	.....N.....	0.....
0241	MetLife.....	00000..	90-0853553..				Oconee Golf Company, LLC.....	DE.....	NIA.....	Oconee Land Company, LLC.....	Ownership.....	100.0	MetLife, Inc.....	.....N.....	0.....
0241	MetLife.....	00000..	37-1694299..				Oconee Marina Company, LLC.....	DE.....	NIA.....	Oconee Land Company, LLC.....	Ownership.....	100.0	MetLife, Inc.....	.....N.....	0.....
0241	MetLife.....	00000..					1201 TAB Manager, LLC.....	DE.....	NIA.....	Metropolitan Life Insurance Company.....	Ownership.....	100.0	MetLife, Inc.....	.....N.....	0.....
0241	MetLife.....	00000..					MetLife 1201 TAB Member, LLC.....	DE.....	NIA.....	Metropolitan Life Insurance Company.....	Ownership.....	96.9	MetLife, Inc.....	.....N.....	0.....
0241	MetLife.....	00000..					MetLife 1201 TAB Member, LLC.....	DE.....	NIA.....	Metropolitan Property and Casualty Insurance Company.....	Ownership.....	3.1	MetLife, Inc.....	.....N.....	0.....
0241	MetLife.....	00000..					MetLife LHH Member, LLC.....	DE.....	NIA.....	Metropolitan Life Insurance Company.....	Ownership.....	99.0	MetLife, Inc.....	.....N.....	0.....
0241	MetLife.....	00000..					MetLife LHH Member, LLC.....	DE.....	NIA.....	General American Life Insurance Company ...	Ownership.....	1.0	MetLife, Inc.....	.....N.....	0.....
0241	MetLife.....	00000..		0	0		1925 WJC Owner, LLC (DE) .....	DE.....	NIA.....	Metropolitan Life Insurance Company.....	Ownership.....	100.0	MetLife, Inc.....	.....N.....	0.....
0241	MetLife.....	00000..	26-1762232..				Boulevard Residential, LLC.....	DE.....	NIA.....	Metropolitan Life Insurance Company.....	Ownership.....	100.0	MetLife, Inc.....	.....N.....	0.....
0241	MetLife.....	00000..		0	0		MetLife Ontario Street Member, LLC (DE) .....	DE.....	NIA.....	Metropolitan Life Insurance Company.....	Ownership.....	100.0	MetLife, Inc.....	.....N.....	0.....
0241	MetLife.....	00000..	46-4158087..				MetLife 555 12th Member, LLC.....	DE.....	NIA.....	Metropolitan Life Insurance Company.....	Ownership.....	94.6	MetLife, Inc.....	.....N.....	0.....
0241	MetLife.....	00000..	46-4158087..				MetLife 555 12th Member, LLC.....	DE.....	NIA.....	General American Life Insurance Company....	Ownership.....	5.4	MetLife, Inc.....	.....N.....	0.....
0241	MetLife.....	00000..		0	0		150 North Riverside PE Member, LLC.....	DE.....	NIA.....	Metropolitan Life Insurance Company.....	Ownership.....	81.5	MetLife, Inc.....	.....N.....	0.....
0241	MetLife.....	00000..		0	0		150 North Riverside PE Member, LLC.....	DE.....	NIA.....	General American Life Insurance Company ...	Ownership.....	13.3	MetLife, Inc.....	.....N.....	0.....
0241	MetLife.....	00000..		0	0		150 North Riverside PE Member, LLC.....	DE.....	NIA.....	Metropolitan Tower Life Insurance Company...	Ownership.....	5.2	MetLife, Inc.....	.....N.....	0.....
0241	MetLife.....	00000..	47-2085444..				ML-AI MetLife Member 2, LLC.....	DE.....	NIA.....	Metropolitan Life Insurance Company.....	Ownership.....	99.0	MetLife, Inc.....	.....N.....	0.....
0241	MetLife.....	00000..	47-2085444..				ML-AI MetLife Member 2, LLC.....	DE.....	NIA.....	General American Life Insurance Company....	Ownership.....	1.0	MetLife, Inc.....	.....N.....	0.....
0241	MetLife.....	00000..		0	0		ML-AI MetLife Member 3, LLC.....	DE.....	NIA.....	Metropolitan Life Insurance Company.....	Ownership.....	100.0	MetLife, Inc.....	.....N.....	0.....
0241	MetLife.....	00000..					MetLife ConSquare Member, LLC (DE).....	DE.....	NIA.....	Metropolitan Life Insurance Company.....	Ownership.....	100.0	MetLife, Inc.....	.....N.....	0.....
0241	MetLife.....	00000..	13-5581829..	0	0		MetLife Member Solaire, LLC.....	DE.....	NIA.....	Metropolitan Life Insurance Company.....	Ownership.....	100.0	MetLife, Inc.....	.....N.....	0.....
0241	MetLife.....	00000..	81-0770888..				MetLife Treat Towers Member, LLC.....	DE.....	NIA.....	Metropolitan Life Insurance Company.....	Ownership.....	100.0	MetLife, Inc.....	.....N.....	0.....
0241	MetLife.....	00000..	46-4133357..				ML Bridgeside Apartments, LLC.....	DE.....	NIA.....	Metropolitan Life Insurance Company.....	Ownership.....	100.0	MetLife, Inc.....	.....N.....	0.....
0241	MetLife.....	00000..					MetLife Camino Ramon Member, LLC.....	DE.....	NIA.....	General American Life Insurance Company....	Ownership.....	1.0	MetLife, Inc.....	.....N.....	0.....
0241	MetLife.....	00000..					MetLife Camino Ramon Member, LLC.....	DE.....	NIA.....	Metropolitan Life Insurance Company.....	Ownership.....	99.0	MetLife, Inc.....	.....N.....	0.....
0241	MetLife.....	00000..	46-4255167..				ML Terraces, LLC .....	DE.....	NIA.....	Metropolitan Life Insurance Company.....	Ownership.....	100.0	MetLife, Inc.....	.....N.....	0.....
0241	MetLife.....	00000..					MetLife CB W/A, LLC.....	DE.....	NIA.....	Metropolitan Life Insurance Company.....	Ownership.....	100.0	MetLife, Inc.....	.....N.....	0.....
0241	MetLife.....	00000..	47-1970965..				ML New River Village III, LLC .....	DE.....	NIA.....	Metropolitan Life Insurance Company.....	Ownership.....	100.0	MetLife, Inc.....	.....N.....	0.....
0241	MetLife.....	00000..					MetLife 1007 Stewart, LLC .....	DE.....	NIA.....	Metropolitan Life Insurance Company.....	Ownership.....	100.0	MetLife, Inc.....	.....N.....	0.....
0241	MetLife.....	00000..					Chestnut Flats Wind, LLC .....	DE.....	NIA.....	Metropolitan Life Insurance Company.....	Ownership.....	100.0	MetLife, Inc.....	.....N.....	0.....
0241	MetLife.....	00000..					MetLife 425 MKT Member, LLC .....	DE.....	NIA.....	Metropolitan Life Insurance Company.....	Ownership.....	100.0	MetLife, Inc.....	.....N.....	0.....
0241	MetLife.....	00000..	46-4229772..				MetLife THR Investor, LLC .....	DE.....	NIA.....	Metropolitan Life Insurance Company.....	Ownership.....	100.0	MetLife, Inc.....	.....N.....	0.....
0241	MetLife.....	00000..					MetLife OFC Member, LLC.....	DE.....	NIA.....	Metropolitan Life Insurance Company.....	Ownership.....	100.0	MetLife, Inc.....	.....N.....	0.....
0241	MetLife.....	00000..	47-1256270..				MetLife OBS Member, LLC .....	DE.....	NIA.....	Metropolitan Life Insurance Company.....	Ownership.....	100.0	MetLife, Inc.....	.....N.....	0.....
0241	MetLife.....	00000..					MetLife FM Hotel Member, LLC.....	DE.....	NIA.....	Metropolitan Life Insurance Company.....	Ownership.....	100.0	MetLife, Inc.....	.....N.....	0.....

97.3

### SCHEDULE Y

#### PART 1A - DETAIL OF INSURANCE HOLDING COMPANY SYSTEM

1	2	3	4	5	6	7	8	9	10	11	12	13	14	15	16
Group Code	Group Name	NAIC Company Code	ID Number	Federal RSSD	CIK	Name of Securities Exchange if Publicly Traded (U.S. or International)	Names of Parent, Subsidiaries or Affiliates	Domiciliary Location	Relationship to Reporting Entity	Directly Controlled by (Name of Entity/Person)	Type of Control (Ownership Board, Management, Attorney-in-Fact, Influence, Other)	If Control is Ownership Provide Percentage	Ultimate Controlling Entity(ies)/Person(s)	Is an SCA Filing Required? (Y/N)	*
0241	MetLife.....	00000..					LHCW Holdings (U.S.) LLC.....	DE.....	NIA.....	MetLife FM Hotel Member, LLC.....	Ownership.....	100.0	MetLife, Inc.....	.....N.....	0.....
0241	MetLife.....	00000..					LHC Holdings (U.S.) LLC.....	DE.....	NIA.....	LHCW Holdings (U.S.) LLC.....	Ownership.....	100.0	MetLife, Inc.....	.....N.....	0.....
0241	MetLife.....	00000..					LHCW Hotel Holding (U.S.) LLC.....	DE.....	NIA.....	LHC Holdings (U.S.) LLC.....	Ownership.....	100.0	MetLife, Inc.....	.....N.....	0.....
0241	MetLife.....	00000..					LHCW Hotel Holding (2002) LLC.....	DE.....	NIA.....	LHCW Hotel Holding (U.S.) LLC.....	Ownership.....	100.0	MetLife, Inc.....	.....N.....	0.....
0241	MetLife.....	00000..					LHCW Hotel Operating Company (2002) LLC..	DE.....	NIA.....	LHCW Hotel Holding (U.S.) LLC.....	Ownership.....	100.0	MetLife, Inc.....	.....N.....	0.....
0241	MetLife.....	00000..	46-4584166..				ML Southmore, LLC .....	DE.....	NIA.....	Metropolitan Life Insurance Company.....	Ownership.....	99.0	MetLife, Inc.....	.....N.....	0.....
0241	MetLife.....	00000..	46-4584166..				ML Southmore, LLC .....	DE.....	NIA.....	General American Life Insurance Company ...	Ownership.....	1.0	MetLife, Inc.....	.....N.....	0.....
0241	MetLife.....	00000..					MetLife HCMJV 1 GP, LLC.....	DE.....	NIA.....	Metropolitan Life Insurance Company.....	Ownership.....	100.0	MetLife, Inc.....	.....N.....	0.....
0241	MetLife.....	00000..					ML-AI MetLife Member 1, LLC.....	DE.....	NIA.....	Metropolitan Life Insurance Company.....	Ownership.....	95.2	MetLife, Inc.....	.....N.....	0.....
0241	MetLife.....	00000..					ML-AI MetLife Member 1, LLC.....	DE.....	NIA.....	Metropolitan Property and Casualty Insurance Company	Ownership.....	4.8	MetLife, Inc.....	.....N.....	0.....
0241	MetLife.....	00000..	13-3759652..	3166279	0		MetLife International Holdings, LLC.....	DE.....	NIA.....	MetLife Global Holding Company II GmbH (Swiss)	Ownership.....	100.0	MetLife, Inc.....	.....N.....	0.....
0241	MetLife.....	00000..	13-3953333..	3166372	0		Natiloportem Holdings, LLC.....	DE.....	NIA.....	MetLife International Holdings, LLC.....	Ownership.....	100.0	MetLife, Inc.....	.....N.....	0.....
0241	MetLife.....	00000..		3166402	0		Excelencia Operativa y Tecnologica, S.A. de C.V. (Mexico)	MEX.....	NIA.....	Natiloportem Holdings, LLC.....	Ownership.....	99.0	MetLife, Inc.....	.....N.....	0.....
0241	MetLife.....	00000..		3166402	0		Excelencia Operativa y Tecnologica, S.A. de C.V. (Mexico)	MEX.....	NIA.....	MetLife Mexico Servicios, S.A. de C.V.....	Ownership.....	1.0	MetLife, Inc.....	.....N.....	0.....
0241	MetLife.....	00000..		3373705	0		MLA Comercial, S.A. de C.V. (Mexico).....	MEX.....	NIA.....	Excelencia Operativa y Tecnologica, S.A. de C.V.	Ownership.....	99.0	MetLife, Inc.....	.....N.....	0.....
0241	MetLife.....	00000..		3373705	0		MLA Comercial, S.A. de C.V. (Mexico).....	MEX.....	NIA.....	MetLife Mexico Servicios, S.A. de C.V.....	Ownership.....	1.0	MetLife, Inc.....	.....N.....	0.....
0241	MetLife.....	00000..		3373714	0		MLA Servicios S.A. de C.V. (Mexico).....	MEX.....	NIA.....	Excelencia Operativa y Tecnologica, S.A. de C.V.	Ownership.....	99.0	MetLife, Inc.....	.....N.....	0.....
0241	MetLife.....	00000..		3373714	0		MLA Servicios S.A. de C.V. (Mexico).....	MEX.....	NIA.....	MetLife Mexico Servicios, S.A. de C.V.....	Ownership.....	1.0	MetLife, Inc.....	.....N.....	0.....
0241	MetLife.....	00000..		4240907	0		MM Global Operations Support Center, S.A. de C.V.	MEX.....	NIA.....	MetLife Global Holding Company II GmbH (Swiss)	Ownership.....	100.0	MetLife, Inc.....	.....N.....	0.....
0241	MetLife.....	00000..		4240907	0		MM Global Operations Support Center, S.A. de C.V.	MEX.....	NIA.....	MetLife Global Holding Company I GmbH (Swiss)	Ownership.....	0.0	MetLife, Inc.....	.....N.....	0.....
0241	MetLife.....	00000..		4254995	0		Fundacion MetLife Mexico, A.C.....	MEX.....	NIA.....	MM Global Operations Support Center, S.A. de C.V., S.A. de C.V.	Ownership.....	100.0	MetLife, Inc.....	.....N.....	0.....
0241	MetLife.....	00000..		3166318	0		Metropolitan Life Seguros e Previdencia Privada S.A. (Brazil)	BRA.....	IA.....	MetLife International Holdings, LLC.....	Ownership.....	66.7	MetLife, Inc.....	.....N.....	0.....
0241	MetLife.....	00000..		3166318	0		Metropolitan Life Seguros e Previdencia Privada S.A. (Brazil)	BRA.....	IA.....	MetLife Worldwide Holdings, LLC.....	Ownership.....	33.3	MetLife, Inc.....	.....N.....	0.....
0241	MetLife.....	00000..		3166318	0		Metropolitan Life Seguros e Previdencia Privada S.A. (Brazil)	BRA.....	IA.....	Natiloportem Holdings, LLC.....	Ownership.....	0.0	MetLife, Inc.....	.....N.....	0.....
0241	MetLife.....	00000..		4191616	0		MetLife Ireland Holdings One Limited.....	IRL.....	NIA.....	MetLife International Holdings, LLC.....	Ownership.....	100.0	MetLife, Inc.....	.....N.....	0.....

97.4



# SCHEDULE Y

## PART 1A - DETAIL OF INSURANCE HOLDING COMPANY SYSTEM

1	2	3	4	5	6	7	8	9	10	11	12	13	14	15	16
Group Code	Group Name	NAIC Company Code	ID Number	Federal RSSD	CIK	Name of Securities Exchange if Publicly Traded (U.S. or International)	Names of Parent, Subsidiaries or Affiliates	Domiciliary Location	Relationship to Reporting Entity	Directly Controlled by (Name of Entity/Person)	Type of Control (Ownership Board, Management, Attorney-in-Fact, Influence, Other)	If Control is Ownership Provide Percentage	Ultimate Controlling Entity(ies)/Person(s)	Is an SCA Filing Required? (Y/N)	*
0241	MetLife.....	00000..		4189846	0		MetLife Global Holdings Corporation S.A. de C.V. (Mexico)	MEX.....	NIA.....	MetLife Ireland Holdings One Limited.....	Ownership.....	98.9	MetLife, Inc.....	N.....	0.....
0241	MetLife.....	00000..		4189846	0		MetLife Global Holdings Corporation S.A. de C.V. (Mexico)	MEX.....	NIA.....	MetLife International Limited, LLC.....	Ownership.....	1.1	MetLife, Inc.....	N.....	0.....
0241	MetLife.....	00000..	13-3047691..	0	0		Metropolitan Global Management, LLC.....	IRL.....	NIA.....	MetLife Global Holdings Corporation S.A. de C.V.	Ownership.....	99.7	MetLife, Inc.....	N.....	0.....
0241	MetLife.....	00000..	13-3047691..	0	0		Metropolitan Global Management, LLC.....	IRL.....	NIA.....	MetLife International Holdings, LLC.....	Ownership.....	0.3	MetLife, Inc.....	N.....	0.....
0241	MetLife.....	00000..	AA-2730030.	3165740	0		MetLife Mexico Holding S. de R.L. de C.V.....	MEX.....	IA.....	Metropolitan Global Management, LLC.....	Ownership.....	100.0	MetLife, Inc.....	N.....	0.....
0241	MetLife.....	00000..	AA-2730030.	3165740	0		MetLife Mexico Holding S. de R.L. de C.V.....	MEX.....	IA.....	Excelencia Operativa y Tecnologica, S.A. de C.V.	Ownership.....	0.0	MetLife, Inc.....	N.....	0.....
0241	MetLife.....	00000..	AA-2730030.	3165740	0		MetLife Mexico S.A.....	MEX.....	IA.....	MetLife Mexico Holdings, S. de R.L. de C.V....	Ownership.....	99.1	MetLife, Inc.....	N.....	0.....
0241	MetLife.....	00000..	AA-2730030.	3165740	0		MetLife Mexico S.A.....	MEX.....	IA.....	MetLife International Holdings, LLC.....	Ownership.....	1.0	MetLife, Inc.....	N.....	0.....
0241	MetLife.....	00000..		4255291	0		MetLife Afore, S.A. de C.V. (Mexico).....	MEX.....	IA.....	MetLife Mexico S.A.....	Ownership.....	100.0	MetLife, Inc.....	N.....	0.....
0241	MetLife.....	00000..		4255291	0		MetLife Afore, S.A. de C.V. (Mexico).....	MEX.....	IA.....	MetLife Pensiones S.A.....	Ownership.....	0.0	MetLife, Inc.....	N.....	0.....
0241	MetLife.....	00000..		4241061	0		ML Capacitacion Comercial S.A. de C.V. (Mexico)	MEX.....	NIA.....	MetLife Mexico S.A.....	Ownership.....	99.0	MetLife, Inc.....	N.....	0.....
0241	MetLife.....	00000..		4241061	0		ML Capacitacion Comercial S.A. de C.V. (Mexico)	MEX.....	NIA.....	MetLife Mexico Servicios, S.A. de C.V.....	Ownership.....	1.0	MetLife, Inc.....	N.....	0.....
0241	MetLife.....	00000..		4255303	0		MetA SIEFORE Adicional, S.A. de C.V. (Mexico)	MEX.....	NIA.....	MetLife Afore, S.A. de C.V.....	Ownership.....	100.0	MetLife, Inc.....	N.....	0.....
0241	MetLife.....	00000..		4255303	0		MetA SIEFORE Adicional, S.A. de C.V. (Mexico)	MEX.....	NIA.....	MetLife Mexico S.A.....	Ownership.....	0.0	MetLife, Inc.....	N.....	0.....
0241	MetLife.....	00000..		4255415	0		Met1 SIEFORE, S.A. de C.V. (Mexico).....	MEX.....	NIA.....	MetLife Afore, S.A. de C.V.....	Ownership.....	100.0	MetLife, Inc.....	N.....	0.....
0241	MetLife.....	00000..		4255415	0		Met1 SIEFORE, S.A. de C.V. (Mexico).....	MEX.....	NIA.....	MetLife Mexico S.A.....	Ownership.....	0.0	MetLife, Inc.....	N.....	0.....
0241	MetLife.....	00000..		4255844	0		Met2 SIEFORE, S.A. de C.V. (Mexico).....	MEX.....	NIA.....	MetLife Afore, S.A. de C.V.....	Ownership.....	100.0	MetLife, Inc.....	N.....	0.....
0241	MetLife.....	00000..		4255844	0		Met2 SIEFORE, S.A. de C.V. (Mexico).....	MEX.....	NIA.....	MetLife Mexico S.A.....	Ownership.....	0.0	MetLife, Inc.....	N.....	0.....
0241	MetLife.....	00000..		4255394	0		Met3 SIEFORE Basica, S.A. de C.V. (Mexico)..	MEX.....	NIA.....	MetLife Afore, S.A. de C.V.....	Ownership.....	100.0	MetLife, Inc.....	N.....	0.....
0241	MetLife.....	00000..		4255394	0		Met3 SIEFORE Basica, S.A. de C.V. (Mexico)..	MEX.....	NIA.....	MetLife Mexico S.A.....	Ownership.....	0.0	MetLife, Inc.....	N.....	0.....
0241	MetLife.....	00000..		4255385	0		Met4 SIEFORE, S.A. de C.V. (Mexico).....	MEX.....	NIA.....	MetLife Afore, S.A. de C.V.....	Ownership.....	100.0	MetLife, Inc.....	N.....	0.....
0241	MetLife.....	00000..		4255385	0		Met4 SIEFORE, S.A. de C.V. (Mexico).....	MEX.....	NIA.....	MetLife Mexico S.A.....	Ownership.....	0.0	MetLife, Inc.....	N.....	0.....
0241	MetLife.....	00000..		4255376	0		Met0 SIEFORE Adicional, S.A. de C.V. (Mexico)	MEX.....	NIA.....	MetLife Afore, S.A. de C.V.....	Ownership.....	100.0	MetLife, Inc.....	N.....	0.....
0241	MetLife.....	00000..		4255376	0		Met0 SIEFORE Adicional, S.A. de C.V. (Mexico)	MEX.....	NIA.....	MetLife Mexico S.A.....	Ownership.....	0.0	MetLife, Inc.....	N.....	0.....
0241	MetLife.....	00000..		3165795	0		MetLife Pensiones Mexico S.A.....	MEX.....	IA.....	MetLife Mexico Holdings, S. de R.L. de C.V....	Ownership.....	97.5	MetLife, Inc.....	N.....	0.....
0241	MetLife.....	00000..		3165795	0		MetLife Pensiones Mexico S.A.....	MEX.....	IA.....	MetLife International Holdings, LLC.....	Ownership.....	2.5	MetLife, Inc.....	N.....	0.....
0241	MetLife.....	00000..		3267390	0		MetLife Mexico Servicios S.A. de C.V.....	MEX.....	NIA.....	MetLife Mexico Holdings, S. de R.L. de C.V....	Ownership.....	98.0	MetLife, Inc.....	N.....	0.....

97.5

**SCHEDULE Y**

**PART 1A - DETAIL OF INSURANCE HOLDING COMPANY SYSTEM**

1	2	3	4	5	6	7	8	9	10	11	12	13	14	15	16
Group Code	Group Name	NAIC Company Code	ID Number	Federal RSSD	CIK	Name of Securities Exchange if Publicly Traded (U.S. or International)	Names of Parent, Subsidiaries or Affiliates	Domiciliary Location	Relationship to Reporting Entity	Directly Controlled by (Name of Entity/Person)	Type of Control (Ownership Board, Management, Attorney-in-Fact, Influence, Other)	If Control is Ownership Provide Percentage	Ultimate Controlling Entity(ies)/Person(s)	Is an SCA Filing Required? (Y/N)	*
0241	MetLife.....	00000..	.....	...3267390	.....0	.....	MetLife Mexico Servicios S.A. de C.V.....	MEX.....	NIA.....	MetLife International Holdings, LLC.....	Ownership.....	.....2.0	MetLife, Inc.....	.....N.....	0.....
0241	MetLife.....	00000..	AA-5420018..	...3166288	.....0	.....	MetLife Insurance Company of Korea, Limited..	KOR.....	IA.....	MetLife Mexico S.A.....	Ownership.....	.....14.6	MetLife, Inc.....	.....N.....	0.....
0241	MetLife.....	00000..	AA-5420018..	...3166288	.....0	.....	MetLife Insurance Company of Korea, Limited..	KOR.....	IA.....	Metropolitan Global Management , LLC.....	Ownership.....	.....85.4	MetLife, Inc.....	.....N.....	0.....
0241	MetLife.....	00000..	.....	.....0	.....0	.....	MetLife Financial Services, Co., Ltd. (South Korea)	KOR.....	NIA.....	MetLife Insurance Company of Korea, Limited	Ownership.....	.....100.0	MetLife, Inc.....	.....N.....	0.....
0241	MetLife.....	00000..	.....	...4200880	.....0	.....	MetLife Ireland Treasury d.a.c.....	IRL.....	NIA.....	MetLife Global Holdings Corporation S.A. de C.V.	Ownership.....	.....100.0	MetLife, Inc.....	.....N.....	0.....
0241	MetLife.....	00000..	AA-1930041..	...1173714	.....0	.....	MetLife Insurance Limited (Australia).....	AUS.....	IA.....	MetLife Ireland Treasury d.a.c.....	Ownership.....	.....91.2	MetLife, Inc.....	.....N.....	0.....
0241	MetLife.....	00000..	AA-1930041..	...1173714	.....0	.....	MetLife Insurance Limited (Australia).....	AUS.....	IA.....	MetLife Global Holdings Corporation S.A. de C.V.	Ownership.....	.....8.8	MetLife, Inc.....	.....N.....	0.....
0241	MetLife.....	00000..	.....	.....0	.....0	.....	The Direct Call Center PTY Limited (Australia)..	AUS.....	NIA.....	MetLife Insurance Limited (Australia).....	Ownership.....	.....100.0	MetLife, Inc.....	.....N.....	0.....
0241	MetLife.....	00000..	.....	...4239358	.....0	.....	MetLife Investments PTY Limited (Australia)....	AUS.....	NIA.....	MetLife Insurance Limited (Australia).....	Ownership.....	.....100.0	MetLife, Inc.....	.....N.....	0.....
0241	MetLife.....	00000..	.....	...4239367	.....0	.....	MetLife Insurance and Investment Trust (Australia)	AUS.....	NIA.....	MetLife Investments PTY Limited	Ownership.....	.....100.0	MetLife, Inc.....	.....N.....	0.....
0241	MetLife.....	00000..	.....	...1173732	.....0	.....	MetLife General Insurance Limited (Australia)..	AUS.....	IA.....	MetLife Ireland Treasury d.a.c.....	Ownership.....	.....100.0	MetLife, Inc.....	.....N.....	0.....
0241	MetLife.....	00000..	.....	.....0	.....0	.....	MetLife International Limited, LLC (DE).....	DE.....	NIA.....	MetLife International Holdings, LLC	Ownership.....	.....100.0	MetLife, Inc.....	.....N.....	0.....
0241	MetLife.....	00000..	.....	.....0	.....0	.....	AmMetLife Insurance Berhad.....	MYS.....	IA.....	MetLife International Holdings, LLC	Ownership.....	.....50.0	MetLife, Inc.....	.....N.....	0.....
0241	MetLife.....	00000..	.....	.....0	.....0	.....	MAXIS GBN S.A.S. ....	FRA.....	NIA.....	MetLife International Holdings, LLC	Ownership.....	.....50.0	MetLife, Inc.....	.....N.....	0.....
0241	MetLife.....	00000..	AA-5480033..	.....	.....0	.....	AmMetLife Takaful Berhad.....	MYS.....	IA.....	MetLife International Holdings, LLC	Ownership.....	.....50.0	MetLife, Inc.....	.....N.....	0.....
0241	MetLife.....	00000..	.....	.....0	.....0	.....	MetLife Asia Limited (Hong Kong).....	HKG.....	NIA.....	MetLife International Holdings, LLC	Ownership.....	.....100.0	MetLife, Inc.....	.....N.....	0.....
0241	MetLife.....	00000..	.....	...3166309	.....0	.....	Metropolitan Life Insurance Company of Hong Kong Limited	HKG.....	IA.....	MetLife International Holdings, LLC.....	Ownership.....	.....100.0	MetLife, Inc.....	.....N.....	0.....
0241	MetLife.....	00000..	.....	...3166309	.....0	.....	Metropolitan Life Insurance Company of Hong Kong Limited	HKG.....	IA.....	Natiloportem Holdings, LLC.....	Ownership.....	.....0.0	MetLife, Inc.....	.....N.....	0.....
0241	MetLife.....	00000..	.....	...4195913	.....0	.....	MetLife Planos Odontologicos Ltda. (Brazil)....	BRA.....	IA.....	MetLife International Holdings, LLC.....	Ownership.....	.....100.0	MetLife, Inc.....	.....N.....	0.....
0241	MetLife.....	00000..	.....	...4195913	.....0	.....	MetLife Planos Odontologicos Ltda. (Brazil)....	BRA.....	IA.....	Natiloportem Holdings, LLC.....	Ownership.....	.....0.0	MetLife, Inc.....	.....N.....	0.....
0241	MetLife.....	00000..	20-5894439..	...3373639	.....0	.....	MetLife Global, Inc.....	DE.....	NIA.....	MetLife, Inc.....	Ownership.....	.....100.0	MetLife, Inc.....	.....N.....	0.....
0241	MetLife.....	00000..	.....	...4189837	.....0	.....	Inversiones MetLife Holdco Dos Limitada (Chile)	CHL.....	NIA.....	MetLife International Holdings, LLC.....	Ownership.....	.....0.0	MetLife, Inc.....	.....N.....	0.....
0241	MetLife.....	00000..	.....	...4189837	.....0	.....	Inversiones MetLife Holdco Dos Limitada (Chile)	CHL.....	NIA.....	Natiloportem Holdings, LLC.....	Ownership.....	.....0.0	MetLife, Inc.....	.....N.....	0.....
0241	MetLife.....	00000..	.....	...4189837	.....0	.....	Inversiones MetLife Holdco Dos Limitada (Chile)	CHL.....	NIA.....	MetLife, Inc.....	Ownership.....	.....100.0	MetLife, Inc.....	.....N.....	0.....
0241	MetLife.....	00000..	AA-2130012..	...1641857	.....0	.....	MetLife Seguros S.A. (Argentina).....	ARG.....	IA.....	MetLife International Holdings, LLC.....	Ownership.....	.....95.5	MetLife, Inc.....	.....N.....	0.....
0241	MetLife.....	00000..	AA-2130012..	...1641857	.....0	.....	MetLife Seguros S.A. (Argentina).....	ARG.....	IA.....	Natiloportem Holdings, LLC.....	Ownership.....	.....2.7	MetLife, Inc.....	.....N.....	0.....
0241	MetLife.....	00000..	AA-2130012..	...4251145	.....0	.....	MetLife Seguros S.A. (Argentina).....	ARG.....	IA.....	International Technical and Advisory Services Limited (USA-Delaware)	Ownership.....	.....1.8	MetLife, Inc.....	.....N.....	0.....

97.6

## SCHEDULE Y

### PART 1A - DETAIL OF INSURANCE HOLDING COMPANY SYSTEM

1	2	3	4	5	6	7	8	9	10	11	12	13	14	15	16
Group Code	Group Name	NAIC Company Code	ID Number	Federal RSSD	CIK	Name of Securities Exchange if Publicly Traded (U.S. or International)	Names of Parent, Subsidiaries or Affiliates	Domiciliary Location	Relationship to Reporting Entity	Directly Controlled by (Name of Entity/Person)	Type of Control (Ownership Board, Management, Attorney-in-Fact, Influence, Other)	If Control is Ownership Provide Percentage	Ultimate Controlling Entity(ies)/Person(s)	Is an SCA Filing Required? (Y/N)	*
0241	MetLife.....	00000..	.....	2327738	.....0	.....	Compania Inversora MetLife S.A. (Argentina).....	ARG.....	NIA.....	MetLife International Holdings, LLC.....	Ownership.....	.....95.5	MetLife, Inc.....	.....N.....	0.....
0241	MetLife.....	00000..	.....	2327738	.....0	.....	Compania Inversora MetLife S.A. (Argentina).....	ARG.....	NIA.....	Natiloportem Holdings, LLC.....	Ownership.....	.....4.5	MetLife, Inc.....	.....N.....	0.....
0241	MetLife.....	00000..	.....	4247296	.....0	.....	MetLife Servicios S.A. (Argentina).....	ARG.....	NIA.....	Compania Inversora MetLife S.A.....	Ownership.....	.....18.9	MetLife, Inc.....	.....N.....	0.....
0241	MetLife.....	00000..	.....	4247296	.....0	.....	MetLife Servicios S.A. (Argentina).....	ARG.....	NIA.....	MetLife Seguros S.A.....	Ownership.....	.....79.9	MetLife, Inc.....	.....N.....	0.....
0241	MetLife.....	00000..	.....	4247296	.....0	.....	MetLife Servicios S.A. (Argentina).....	ARG.....	NIA.....	Natiloportem Holdings, LLC.....	Ownership.....	.....1.0	MetLife, Inc.....	.....N.....	0.....
0241	MetLife.....	00000..	.....	4247296	.....0	.....	MetLife Servicios S.A. (Argentina).....	ARG.....	NIA.....	MetLife Seguros de Retiro S.A.....	Ownership.....	.....0.3	MetLife, Inc.....	.....N.....	0.....
0241	MetLife.....	00000..	06-1597037..	2985727	.....0	.....	MetLife Worldwide Holdings, LLC.....	DE.....	NIA.....	MetLife International Holdings, LLC.....	Ownership.....	.....100.0	MetLife, Inc.....	.....N.....	0.....
0241	MetLife.....	00000..	AA-5324104..	3144558	.....0	.....	MetLife Limited (Hong Kong).....	HKG.....	IA.....	MetLife Worldwide Holdings, LLC.....	Ownership.....	.....100.0	MetLife, Inc.....	.....N.....	0.....
0241	MetLife.....	00000..	.....	.....0	.....0	.....	BIDV MetLife Life Insurance Limited Liability Company	VNM.....	IA.....	MetLife Limited (Hong Kong).....	Ownership.....	.....60.0	MetLife, Inc.....	.....N.....	0.....
0241	MetLife.....	00000..	.....	2704610	.....0	.....	Best Market S.A. (Argentina).....	ARG.....	NIA.....	MetLife International Holdings, LLC.....	Ownership.....	.....95.0	MetLife, Inc.....	.....N.....	0.....
0241	MetLife.....	00000..	.....	2704610	.....0	.....	Best Market S.A. (Argentina).....	ARG.....	NIA.....	Natiloportem Holdings, LLC.....	Ownership.....	.....5.0	MetLife, Inc.....	.....N.....	0.....
0241	MetLife.....	00000..	AA-5344102..	3166411	.....0	.....	PNB MetLife India Insurance Company Limited.	IND.....	IA.....	MetLife International Holdings, LLC.....	Ownership.....	.....26.0	MetLife, Inc.....	.....N.....	0.....
0241	MetLife.....	00000..	AA-2130046..	1388303	.....0	.....	MetLife Seguros de Retiro S.A. (Argentina).....	ARG.....	IA.....	MetLife International Holdings, LLC.....	Ownership.....	.....96.9	MetLife, Inc.....	.....N.....	0.....
0241	MetLife.....	00000..	AA-2130046..	1388303	.....0	.....	MetLife Seguros de Retiro S.A. (Argentina).....	ARG.....	IA.....	Natiloportem Holdings, LLC.....	Ownership.....	.....3.1	MetLife, Inc.....	.....N.....	0.....
0241	MetLife.....	00000..	AA-2130046..	4321758	.....0	.....	MetLife Seguros de Retiro S.A. (Argentina).....	ARG.....	IA.....	International Technical and Advisory Services Limited (USA-Delaware)	Ownership.....	.....0.0	MetLife, Inc.....	.....N.....	0.....
0241	MetLife.....	00000..	.....	3373648	.....0	.....	MetLife Administradora de Fundos Multipatrocinaados Ltda. (Brazil)	BRA.....	NIA.....	MetLife International Holdings, LLC.....	Ownership.....	.....100.0	MetLife, Inc.....	.....N.....	0.....
0241	MetLife.....	00000..	.....	3373648	.....0	.....	MetLife Administradora de Fundos Multipatrocinaados Ltda. (Brazil)	BRA.....	NIA.....	Natiloportem Holdings, LLC.....	Ownership.....	.....0.0	MetLife, Inc.....	.....N.....	0.....
0241	MetLife.....	26298..	13-2725441..	3219728	.....0	.....	Metropolitan Property and Casualty Insurance Company	RI.....	UDP.....	MetLife, Inc.....	Ownership.....	.....100.0	MetLife, Inc.....	.....N.....	0.....
0241	MetLife.....	39950..	22-2342710..	.....0	.....0	.....	Metropolitan General Insurance Company.....	RI.....	IA.....	Metropolitan Property and Casualty Insurance Company	Ownership.....	.....100.0	MetLife, Inc.....	.....N.....	0.....
0241	MetLife.....	40169..	05-0393243..	.....0	.....0	.....	Metropolitan Casualty Insurance Company.....	RI.....	IA.....	Metropolitan Property and Casualty Insurance Company	Ownership.....	.....100.0	MetLife, Inc.....	.....N.....	0.....
0241	MetLife.....	25321..	23-1903575..	.....0	.....0	.....	Metropolitan Direct Property and Casualty Insurance Company	RI.....	IA.....	Metropolitan Property and Casualty Insurance Company	Ownership.....	.....100.0	MetLife, Inc.....	.....N.....	0.....
0241	MetLife.....	22926..	36-1022580..	.....0	.....0	.....	Economy Fire & Casualty Company.....	IL.....	IA.....	Metropolitan Property and Casualty Insurance Company	Ownership.....	.....100.0	MetLife, Inc.....	.....N.....	0.....
0241	MetLife.....	38067..	36-3027848..	.....0	.....0	.....	Economy Preferred Insurance Company.....	IL.....	IA.....	Economy Fire & Casualty Company.....	Ownership.....	.....100.0	MetLife, Inc.....	.....N.....	0.....
0241	MetLife.....	40649..	36-3105737..	.....0	.....0	.....	Economy Premier Assurance Company.....	IL.....	IA.....	Economy Fire & Casualty Company.....	Ownership.....	.....100.0	MetLife, Inc.....	.....N.....	0.....
0241	MetLife.....	00000..	95-3003951..	.....0	.....0	.....	MetLife Auto & Home Insurance Agency, Inc.....	RI.....	IA.....	Metropolitan Property and Casualty Insurance Company	Ownership.....	.....100.0	MetLife, Inc.....	.....Y.....	0.....
0241	MetLife.....	34339..	13-2915260..	.....0	.....0	.....	Metropolitan Group Property and Casualty Insurance Company	RI.....	RE.....	Metropolitan Property and Casualty Insurance Company	Ownership.....	.....100.0	MetLife, Inc.....	.....N.....	0.....

97.7

# SCHEDULE Y

## PART 1A - DETAIL OF INSURANCE HOLDING COMPANY SYSTEM

1	2	3	4	5	6	7	8	9	10	11	12	13	14	15	16
Group Code	Group Name	NAIC Company Code	ID Number	Federal RSSD	CIK	Name of Securities Exchange if Publicly Traded (U.S. or International)	Names of Parent, Subsidiaries or Affiliates	Domiciliary Location	Relationship to Reporting Entity	Directly Controlled by (Name of Entity/Person)	Type of Control (Ownership Board, Management, Attorney-in-Fact, Influence, Other)	If Control is Ownership Provide Percentage	Ultimate Controlling Entity(ies)/Person(s)	Is an SCA Filing Required? (Y/N)	*
0241	MetLife.....	00000..	05-0476998..	.....0	.....0	.....	Metropolitan Lloyds, Inc.....	TX.....	NIA.....	Metropolitan Property and Casualty Insurance Company	Ownership.....	.....100.0	MetLife, Inc.....	.....Y.....	0.....
0241	MetLife.....	13938..	75-2483187..	.....0	.....0	.....	Metropolitan Lloyds Insurance Company of Texas	TX.....	IA.....	Metropolitan Lloyds, Inc.....	Attorney-in-fact..	.....0.0	MetLife, Inc.....	.....N.....	0.....
0241	MetLife.....	87726..	06-0566090..	.....1546103	.....733076	.....	Brighthouse Life Insurance Company .....	DE.....	IA.....	Brighthouse Holdings, LLC.....	Ownership.....	.....100.0	MetLife, Inc.....	.....N.....	0.....
0241	MetLife.....	00000..	13-2862391..	.....0	.....0	.....	Brighthouse Securities, LLC .....	DE.....	NIA.....	Brighthouse Holdings, LLC.....	Ownership.....	.....100.0	MetLife, Inc.....	.....N.....	0.....
0241	MetLife.....	91626..	04-2708937..	.....0	.....1030011	.....	New England Life Insurance Company.....	MA.....	IA.....	Brighthouse Holdings, LLC.....	Ownership.....	.....100.0	MetLife, Inc.....	.....N.....	0.....
0241	MetLife.....	00000..	04-3240897..	.....4288440	.....1071039	.....	Brighthouse Investment Advisers, LLC.....	MA.....	NIA.....	Brighthouse Holdings, LLC.....	Ownership.....	.....100.0	MetLife, Inc.....	.....N.....	0.....
0241	MetLife.....	00000..	81-3094008..	.....0	.....0	.....	Brighthouse Services, LLC .....	DE.....	NIA.....	Brighthouse Holdings, LLC.....	Ownership.....	.....100.0	MetLife, Inc.....	.....N.....	0.....
0241	MetLife.....	00000..	47-4161401..	.....0	.....0	.....	ML 1065 Hotel, LLC.....	DE.....	NIA.....	Brighthouse Life Insurance Company .....	Ownership.....	.....100.0	MetLife, Inc.....	.....N.....	0.....
0241	MetLife.....	00000..	.....	.....0	.....0	.....	Brighthouse Renewables Holding, LLC.....	DE.....	NIA.....	Brighthouse Life Insurance Company .....	Ownership.....	.....100.0	MetLife, Inc.....	.....N.....	0.....
0241	MetLife.....	00000..	.....	.....0	.....0	.....	Greater Sandhill I, LLC.....	DE.....	NIA.....	Brighthouse Renewables Holding, LLC.....	Ownership.....	.....100.0	MetLife, Inc.....	.....N.....	0.....
97.8	0241	MetLife.....	00000..	01-0893117..	.....0	.....0	Brighthouse Connecticut Properties Ventures, LLC	DE.....	NIA.....	Brighthouse Life Insurance Company .....	Ownership.....	.....100.0	MetLife, Inc.....	.....N.....	0.....
0241	MetLife.....	00000..	.....	.....0	.....0	.....	Sino-US United MetLife Insurance Co. Ltd.....	CHN.....	IA.....	Metropolitan Life Insurance Company.....	Ownership.....	.....50.0	MetLife, Inc.....	.....N.....	0.....
0241	MetLife.....	00000..	.....	.....0	.....0	.....	Euro TI Investments LLC.....	DE.....	NIA.....	Brighthouse Life Insurance Company .....	Ownership.....	.....100.0	MetLife, Inc.....	.....N.....	0.....
0241	MetLife.....	00000..	46-3156033..	.....0	.....937869	.....	Brighthouse Assignment Company.....	CT.....	NIA.....	Brighthouse Life Insurance Company .....	Ownership.....	.....100.0	MetLife, Inc.....	.....Y.....	0.....
0241	MetLife.....	00000..	26-0224429..	.....0	.....0	.....	Daniel/Brighthouse Midtown Atlanta Master Limited Liability Company	DE.....	NIA.....	Brighthouse Life Insurance Company .....	Ownership.....	.....100.0	MetLife, Inc.....	.....N.....	0.....
0241	MetLife.....	00000..	26-0301826..	.....0	.....0	.....	1075 Peachtree, LLC.....	DE.....	NIA.....	Daniel/Brighthouse Midtown Limited Liability Company	Ownership.....	.....100.0	MetLife, Inc.....	.....N.....	0.....
0241	MetLife.....	00000..	27-0227067..	.....0	.....0	.....	TLA Holdings II LLC.....	DE.....	NIA.....	Brighthouse Life Insurance Company .....	Ownership.....	.....100.0	MetLife, Inc.....	.....N.....	0.....
0241	MetLife.....	00000..	.....	.....0	.....0	.....	TIC European Real Estate LP, LLC.....	DE.....	NIA.....	Brighthouse Life Insurance Company .....	Ownership.....	.....100.0	MetLife, Inc.....	.....N.....	0.....
0241	MetLife.....	00000..	74-3261395..	.....0	.....0	.....	TLA Holdings LLC.....	DE.....	NIA.....	Brighthouse Life Insurance Company .....	Ownership.....	.....100.0	MetLife, Inc.....	.....N.....	0.....
0241	MetLife.....	00000..	51-0099394..	.....0	.....0	.....	The Prospect Company.....	DE.....	NIA.....	TLA Holdings LLC.....	Ownership.....	.....100.0	MetLife, Inc.....	.....N.....	0.....
0241	MetLife.....	16073..	81-4750360..	.....0	.....0	.....	Brighthouse Reinsurance Company of Delaware (DE)	DE.....	IA.....	Brighthouse Life Insurance Company .....	Ownership.....	.....100.0	MetLife, Inc.....	.....N.....	0.....
0241	MetLife.....	00000..	.....	.....0	.....0	.....	Euro TL Investments LLC.....	DE.....	NIA.....	Brighthouse Life Insurance Company .....	Ownership.....	.....100.0	MetLife, Inc.....	.....N.....	0.....
0241	MetLife.....	00000..	13-4153151..	.....0	.....0	.....	MetLife Canadian Property Ventures LLC.....	NY.....	NIA.....	Metropolitan Life Insurance Company.....	Ownership.....	.....100.0	MetLife, Inc.....	.....N.....	0.....
0241	MetLife.....	00000..	.....	.....0	.....0	.....	MetLife Property Ventures Canada ULC.....	CAN.....	NIA.....	Metropolitan Life Insurance Company.....	Ownership.....	.....100.0	MetLife, Inc.....	.....N.....	0.....
0241	MetLife.....	97136..	13-3114906..	.....3219773	.....0	.....	Metropolitan Tower Life Insurance Company....	DE.....	IA.....	MetLife, Inc.....	Ownership.....	.....100.0	MetLife, Inc.....	.....N.....	0.....
0241	MetLife.....	00000..	38-4035918..	.....0	.....0	.....	MetLife Assignment Company, Inc (DE).....	DE.....	NIA.....	Metropolitan Tower Life Insurance Company..	Ownership.....	.....100.0	MetLife, Inc.....	.....Y.....	0.....
0241	MetLife.....	00000..	.....	.....0	.....0	.....	EntreCap Real Estate II, LLC.....	DE.....	NIA.....	Metropolitan Tower Life Insurance Company..	Ownership.....	.....100.0	MetLife, Inc.....	.....N.....	0.....
0241	MetLife.....	00000..	.....	.....0	.....0	.....	PREFCO Dix-Huit LLC.....	CT.....	NIA.....	EntreCap Real Estate II, LLC.....	Ownership.....	.....100.0	MetLife, Inc.....	.....N.....	0.....
0241	MetLife.....	00000..	.....	.....0	.....0	.....	PREFCO X Holdings LLC.....	CT.....	NIA.....	EntreCap Real Estate II, LLC.....	Ownership.....	.....100.0	MetLife, Inc.....	.....N.....	0.....
0241	MetLife.....	00000..	.....	.....0	.....0	.....	PREFCO Ten Limited Partnership.....	CT.....	NIA.....	EntreCap Real Estate II, LLC.....	Ownership.....	.....99.9	MetLife, Inc.....	.....N.....	0.....

**SCHEDULE Y**

**PART 1A - DETAIL OF INSURANCE HOLDING COMPANY SYSTEM**

1	2	3	4	5	6	7	8	9	10	11	12	13	14	15	16
Group Code	Group Name	NAIC Company Code	ID Number	Federal RSSD	CIK	Name of Securities Exchange if Publicly Traded (U.S. or International)	Names of Parent, Subsidiaries or Affiliates	Domiciliary Location	Relationship to Reporting Entity	Directly Controlled by (Name of Entity/Person)	Type of Control (Ownership Board, Management, Attorney-in-Fact, Influence, Other)	If Control is Ownership Provide Percentage	Ultimate Controlling Entity(ies)/Person(s)	Is an SCA Filing Required? (Y/N)	*
0241	MetLife.....	00000..		.....0	.....0		PREFCO Ten Limited Partnership.....	CT.....	NIA.....	PREFCO X Holdings LLC.....	Ownership.....	.....0.1	MetLife, Inc.....	.....N.....	0.....
0241	MetLife.....	00000..		.....0	.....0		PREFCO Vingt LLC.....	CT.....	NIA.....	EntreCap Real Estate II, LLC.....	Ownership.....	.....100.0	MetLife, Inc.....	.....N.....	0.....
0241	MetLife.....	00000..		.....0	.....0		PREFCO Twenty Limited Partnership.....	CT.....	NIA.....	EntreCap Real Estate II, LLC.....	Ownership.....	.....99.0	MetLife, Inc.....	.....N.....	0.....
0241	MetLife.....	00000..		.....0	.....0		PREFCO Twenty Limited Partnership.....	CT.....	NIA.....	PREFCO Vingt LLC.....	Ownership.....	.....1.0	MetLife, Inc.....	.....N.....	0.....
0241	MetLife.....	00000..		.....0	.....0		Plaza Drive Properties, LLC.....	DE.....	NIA.....	Metropolitan Tower Life Insurance Company...	Ownership.....	.....100.0	MetLife, Inc.....	.....N.....	0.....
0241	MetLife.....	00000..		.....0	.....0		MTL Leasing, LLC.....	DE.....	NIA.....	Metropolitan Tower Life Insurance Company...	Ownership.....	.....100.0	MetLife, Inc.....	.....N.....	0.....
0241	MetLife.....	00000..		.....0	.....0		PREFCO IX Realty LLC.....	CT.....	NIA.....	MTL Leasing, LLC.....	Ownership.....	.....100.0	MetLife, Inc.....	.....N.....	0.....
0241	MetLife.....	00000..		.....0	.....0		PREFCO XIV Holdings LLC.....	CT.....	NIA.....	MTL Leasing, LLC.....	Ownership.....	.....100.0	MetLife, Inc.....	.....N.....	0.....
0241	MetLife.....	00000..		.....0	.....0		PREFCO Fourteen Limited Partnership.....	CT.....	NIA.....	MTL Leasing, LLC.....	Ownership.....	.....99.9	MetLife, Inc.....	.....N.....	0.....
0241	MetLife.....	00000..		.....0	.....0		PREFCO Fourteen Limited Partnership.....	CT.....	NIA.....	PREFCO XIV Holdings LLC.....	Ownership.....	.....0.1	MetLife, Inc.....	.....N.....	0.....
0241	MetLife.....	00000..		.....0	.....0		1320 Venture LLC.....	DE.....	NIA.....	MTL Leasing, LLC.....	Ownership.....	.....100.0	MetLife, Inc.....	.....N.....	0.....
0241	MetLife.....	00000..	13-3114906..	.....0	.....0		1320 GP LLC.....	DE.....	NIA.....	MTL Leasing, LLC.....	Ownership.....	.....100.0	MetLife, Inc.....	.....N.....	0.....
0241	MetLife.....	00000..	38-3846857..	.....0	.....0		1320 Owner LP.....	DE.....	NIA.....	1320 Venture LLC.....	Ownership.....	.....99.9	MetLife, Inc.....	.....N.....	0.....
0241	MetLife.....	00000..	38-3846857..	.....0	.....0		1320 Owner LP.....	DE.....	NIA.....	1320 GP LLC.....	Ownership.....	.....0.1	MetLife, Inc.....	.....N.....	0.....
0241	MetLife.....	00000..		.....3077272	.....0		MetLife Chile Inversiones Limitada.....	CHL.....	NIA.....	MetLife, Inc.....	Ownership.....	.....72.4	MetLife, Inc.....	.....N.....	0.....
0241	MetLife.....	00000..		.....3077272	.....0		MetLife Chile Inversiones Limitada.....	CHL.....	NIA.....	Inversiones MetLife Holdco Dos Limitada.....	Ownership.....	.....2.8	MetLife, Inc.....	.....N.....	0.....
0241	MetLife.....	00000..		.....3077272	.....0		MetLife Chile Inversiones Limitada.....	CHL.....	NIA.....	Natiloportem Holdings, LLC.....	Ownership.....	.....0.0	MetLife, Inc.....	.....N.....	0.....
0241	MetLife.....	00000..		.....3077272	.....0		MetLife Chile Inversiones Limitada.....	CHL.....	NIA.....	American Life Insurance Company.....	Ownership.....	.....24.9	MetLife, Inc.....	.....N.....	0.....
0241	MetLife.....	00000..	82-2405817..	.....0	.....0		MetLife Investment Management Holdings, LLC	DE.....	NIA.....	MetLife, Inc.....	Ownership.....	.....100.0	MetLife, Inc.....	.....N.....	0.....
0241	MetLife.....	00000..	20-8262386..	.....0	.....0		Logan Circle Partners, L.P. ....	PA.....	NIA.....	MetLife Investment Management Holdings, LLC	Ownership.....	.....100.0	MetLife, Inc.....	.....N.....	0.....
0241	MetLife.....	00000..	20-8262288..	.....0	.....0		Logan Circle Partners GP, LLC .....	PA.....	NIA.....	MetLife Investment Management Holdings, LLC	Ownership.....	.....100.0	MetLife, Inc.....	.....N.....	0.....
0241	MetLife.....	00000..		.....0	.....0		MetLife Real Estate Lending Manager LLC.....	DE.....	NIA.....	MetLife Investment Management Holdings, LLC	Ownership.....	.....100.0	MetLife, Inc.....	.....N.....	0.....
0241	MetLife.....	00000..		.....0	.....0		MetLife Real Estate Lending LLC.....	DE.....	NIA.....	MetLife Investment Management Holdings, LLC	Ownership.....	.....100.0	MetLife, Inc.....	.....N.....	0.....
0241	MetLife.....	00000..	38-3853223..	.....0	.....0		Logan Circle Partners I LLC .....	PA.....	NIA.....	Logan Circle Partners, L.P. ....	Ownership.....	.....100.0	MetLife, Inc.....	.....N.....	0.....
0241	MetLife.....	00000..	26-0333595..	.....0	.....0		Logan Circle Partners Investment Management LLC	DE.....	NIA.....	Logan Circle Partners, L.P. ....	Ownership.....	.....100.0	MetLife, Inc.....	.....N.....	0.....
0241	MetLife.....	00000..	AA-2280000..	.....3179774	.....0		MetLife Chile Seguros de Vida S.A.....	CHL.....	IA.....	MetLife Chile Inversiones Limitada.....	Ownership.....	.....100.0	MetLife, Inc.....	.....N.....	0.....
0241	MetLife.....	00000..	AA-2280000..	.....3179774	.....0		MetLife Chile Seguros de Vida S.A.....	CHL.....	IA.....	International Technical and Advisory Services Limited (USA-Delaware)	Ownership.....	.....0.0	MetLife, Inc.....	.....N.....	0.....
0241	MetLife.....	00000..		.....0	.....0		Inversiones MetLife Holdco Tres Limitada (Chile)	CHL.....	NIA.....	MetLife Chile Inversiones Limitada.....	Ownership.....	.....97.1	MetLife, Inc.....	.....N.....	0.....
0241	MetLife.....	00000..		.....0	.....0		Inversiones MetLife Holdco Tres Limitada (Chile)	CHL.....	NIA.....	Inversiones MetLife Holdco Dos Limitada.....	Ownership.....	.....2.9	MetLife, Inc.....	.....N.....	0.....

97.9

## SCHEDULE Y

### PART 1A - DETAIL OF INSURANCE HOLDING COMPANY SYSTEM

1	2	3	4	5	6	7	8	9	10	11	12	13	14	15	16
Group Code	Group Name	NAIC Company Code	ID Number	Federal RSSD	CIK	Name of Securities Exchange if Publicly Traded (U.S. or International)	Names of Parent, Subsidiaries or Affiliates	Domiciliary Location	Relationship to Reporting Entity	Directly Controlled by (Name of Entity/Person)	Type of Control (Ownership Board, Management, Attorney-in-Fact, Influence, Other)	If Control is Ownership Provide Percentage	Ultimate Controlling Entity(ies)/Person(s)	Is an SCA Filing Required? (Y/N)	*
0241	MetLife.....	00000..		.....0	.....0		AFP Provida S.A. (Chile) .....	CHL.....	NIA.....	MetLife Chile Inversiones Limitada.....	Ownership.....	.....10.9	MetLife, Inc.....	.....N.....	0.....
0241	MetLife.....	00000..		.....0	.....0		AFP Provida S.A. (Chile) .....	CHL.....	NIA.....	Inversiones MetLife Holdco Tres Limitada.....	Ownership.....	.....42.4	MetLife, Inc.....	.....N.....	0.....
0241	MetLife.....	00000..		.....0	.....0		AFP Provida S.A. (Chile) .....	CHL.....	NIA.....	Inversiones MetLife Holdco Dos Limitada.....	Ownership.....	.....42.4	MetLife, Inc.....	.....N.....	0.....
0241	MetLife.....	00000..		4255282	.....0		MetLife Chile Administradora de Mutuos Hipotecarios S.A. ....	CHL.....	NIA.....	MetLife Chile Seguros de Vida S.A.....	Ownership.....	.....99.9	MetLife, Inc.....	.....N.....	0.....
0241	MetLife.....	00000..		4255282	.....0		MetLife Chile Administradora de Mutuos Hipotecarios S.A. ....	CHL.....	NIA.....	MetLife Chile Inversiones Limitada.....	Ownership.....	.....0.1	MetLife, Inc.....	.....N.....	0.....
0241	MetLife.....	00000..		.....0	.....0		Provida Internacional S.A. (Chile) .....	CHL.....	NIA.....	AFP Provida S.A.....	Ownership.....	.....100.0	MetLife, Inc.....	.....N.....	0.....
0241	MetLife.....	00000..		.....0	.....0		Provida Internacional S.A. (Chile) .....	CHL.....	NIA.....	MetLife Chile Inversiones Limitada.....	Ownership.....	.....0.0	MetLife, Inc.....	.....N.....	0.....
0241	MetLife.....	00000..		.....0	.....0		AFP Genesis Administradora de Fondos y Fidecomisos S.A. (Ecuador) .....	ECU.....	NIA.....	Provida Internacional S.A. ....	Ownership.....	.....99.9	MetLife, Inc.....	.....N.....	0.....
0241	MetLife.....	00000..		.....0	.....0		AFP Genesis Administradora de Fondos y Fidecomisos S.A. (Ecuador) .....	ECU.....	NIA.....	AFP Provida S.A.....	Ownership.....	.....0.1	MetLife, Inc.....	.....N.....	0.....
0241	MetLife.....	00000..		.....0	.....0		MetLife Chile Seguros Generales S.A. (Chile) .....	CHL.....	IA.....	MetLife Chile Inversiones Limitada.....	Ownership.....	.....100.0	MetLife, Inc.....	.....N.....	0.....
0241	MetLife.....	00000..		.....0	.....0		MetLife Chile Seguros Generales S.A. (Chile) .....	CHL.....	IA.....	Inversiones MetLife Holdco Dos Limitada.....	Ownership.....	.....0.0	MetLife, Inc.....	.....N.....	0.....
0241	MetLife.....	00000..	52-1528581..	3921834	727303		SafeGuard Health Enterprises, Inc.....	DE.....	NIA.....	MetLife, Inc.....	Ownership.....	.....100.0	MetLife, Inc.....	.....N.....	0.....
0241	MetLife.....	00000..	95747..	93-0864866..	.....0	6324	SafeGuard Health Plans, Inc. (NV).....	NV.....	NIA.....	SafeGuard Health Enterprises, Inc.....	Ownership.....	.....100.0	MetLife, Inc.....	.....N.....	0.....
0241	MetLife.....	00000..	14170..	33-0733552..	.....0	6324	MetLife Health Plans, Inc.....	NJ.....	NIA.....	SafeGuard Health Enterprises, Inc.....	Ownership.....	.....100.0	MetLife, Inc.....	.....N.....	0.....
0241	MetLife.....	00000..	95-2879515..	.....0	6324		SafeGuard Health Plans, Inc. (CA).....	CA.....	NIA.....	SafeGuard Health Enterprises, Inc.....	Ownership.....	.....100.0	MetLife, Inc.....	.....N.....	0.....
0241	MetLife.....	00000..	79014..	33-0515751..	.....0	6324	SafeHealth Life Insurance Company.....	CA.....	NIA.....	SafeGuard Health Enterprises, Inc.....	Ownership.....	.....100.0	MetLife, Inc.....	.....N.....	0.....
0241	MetLife.....	00000..	52009..	65-0073323..	.....0	6324	SafeGuard Health Plans, Inc. (FL).....	FL.....	NIA.....	SafeGuard Health Enterprises, Inc.....	Ownership.....	.....100.0	MetLife, Inc.....	.....N.....	0.....
0241	MetLife.....	00000..	95051..	75-2046497..	.....0	6324	SafeGuard Health Plans, Inc. (TX).....	TX.....	NIA.....	SafeGuard Health Enterprises, Inc.....	Ownership.....	.....100.0	MetLife, Inc.....	.....N.....	0.....
0241	MetLife.....	00000..	98-1099650..	.....0	.....0		MetLife Global Benefits, Ltd.....	CYM.....	IA.....	MetLife, Inc.....	Ownership.....	.....100.0	MetLife, Inc.....	.....N.....	0.....
0241	MetLife.....	00000..	36-3665871..	3165900	.....0		Cova Life Management Company.....	DE.....	NIA.....	MetLife, Inc.....	Ownership.....	.....100.0	MetLife, Inc.....	.....N.....	0.....
0241	MetLife.....	00000..		3817825	.....0		MetLife Services and Solutions, LLC.....	DE.....	NIA.....	MetLife, Inc.....	Ownership.....	.....100.0	MetLife, Inc.....	.....N.....	0.....
0241	MetLife.....	00000..		3818523	.....0		MetLife Solutions Pte. Ltd.....	SGP.....	NIA.....	MetLife Services and Solutions, LLC.....	Ownership.....	.....100.0	MetLife, Inc.....	.....N.....	0.....
0241	MetLife.....	00000..	98-0613376..	3818550	.....0		MetLife Global Operations Support Center Private Limited .....	IND.....	NIA.....	MetLife Solutions Pte. Ltd.....	Ownership.....	.....100.0	MetLife, Inc.....	.....N.....	0.....
0241	MetLife.....	00000..	98-0613376..	3818550	.....0		MetLife Global Operations Support Center Private Limited .....	IND.....	NIA.....	Natiloportem Holdings, LLC.....	Ownership.....	.....0.0	MetLife, Inc.....	.....N.....	0.....
0241	MetLife.....	00000..		3818541	.....0		MetLife Services East Private Limited.....	IND.....	NIA.....	MetLife Solutions Pte. Ltd.....	Ownership.....	.....100.0	MetLife, Inc.....	.....N.....	0.....
0241	MetLife.....	00000..		3818541	.....0		MetLife Services East Private Limited.....	IND.....	NIA.....	Natiloportem Holdings, LLC.....	Ownership.....	.....0.0	MetLife, Inc.....	.....N.....	0.....
0241	MetLife.....	00000..	22-3805708..	3302488	.....0		Newbury Insurance Company, Limited.....	DE.....	IA.....	MetLife, Inc.....	Ownership.....	.....100.0	MetLife, Inc.....	.....N.....	0.....
0241	MetLife.....	00000..	60992..	13-3690700..	3302479	1167609	Brighthouse Life Insurance Company of NY.....	NY.....	IA.....	Brighthouse Life Insurance Company .....	Ownership.....	.....100.0	MetLife, Inc.....	.....N.....	0.....
0241	MetLife.....	00000..	13-3179826..	3219782	.....0		Enterprise General Insurance Agency, Inc.....	DE.....	IA.....	MetLife, Inc.....	Ownership.....	.....100.0	MetLife, Inc.....	.....N.....	0.....

97.10

# SCHEDULE Y

## PART 1A - DETAIL OF INSURANCE HOLDING COMPANY SYSTEM

1	2	3	4	5	6	7	8	9	10	11	12	13	14	15	16
Group Code	Group Name	NAIC Company Code	ID Number	Federal RSSD	CIK	Name of Securities Exchange if Publicly Traded (U.S. or International)	Names of Parent, Subsidiaries or Affiliates	Domiciliary Location	Relationship to Reporting Entity	Directly Controlled by (Name of Entity/Person)	Type of Control (Ownership Board, Management, Attorney-in-Fact, Influence, Other)	If Control is Ownership Provide Percentage	Ultimate Controlling Entity(ies)/Person(s)	Is an SCA Filing Required? (Y/N)	*
0241	MetLife.....	13626..	20-5819518..	...3921870	.....0		MetLife Reinsurance Company of Charleston...	SC.....	IA.....	MetLife, Inc.....	Ownership.....	.....100.0	MetLife, Inc.....	.....N.....	0.....
0241	MetLife.....	00000..	26-6122204..	...4254959	.....0		MetLife Capital Trust IV.....	DE.....	NIA.....	MetLife, Inc.....	Ownership.....	.....100.0	MetLife, Inc.....	.....N.....	0.....
0241	MetLife.....	00000..	27-0858844..	...4278786	.....0		MetLife Home Loans LLC.....	DE.....	NIA.....	MetLife, Inc.....	Ownership.....	.....100.0	MetLife, Inc.....	.....N.....	0.....
0241	MetLife.....	00000..	75-2417735..	...2602211	.....0		Federal Flood Certification LLC.....	TX.....	NIA.....	MetLife, Inc.....	Ownership.....	.....100.0	MetLife, Inc.....	.....N.....	0.....
0241	MetLife.....	00000..	55-0790010..	...3165807	.....0		MetLife Group, Inc.....	NY.....	NIA.....	MetLife, Inc.....	Ownership.....	.....100.0	MetLife, Inc.....	.....N.....	0.....
0241	MetLife.....	00000..		...3576355	.....0		MetLife Investment Advisors, LLC.....	DE.....	NIA.....	MetLife, Inc.....	Ownership.....	.....100.0	MetLife, Inc.....	.....N.....	0.....
0241	MetLife.....	00000..		.....0	.....0		MLIA SBAF Manager, LLC (DE).....	DE.....	NIA.....	MetLife Investment Advisors, LLC.....	Ownership.....	.....100.0	MetLife, Inc.....	.....N.....	0.....
0241	MetLife.....	00000..	20-4607161..	.....0	.....0		MetLife European Holdings, LLC.....	DE.....	NIA.....	MetLife, Inc.....	Ownership.....	.....100.0	MetLife, Inc.....	.....N.....	0.....
0241	MetLife.....	00000..		.....0	.....0		MetLife Core Property Fund GP, LLC.....	DE.....	NIA.....	MetLife Investment Advisors, LLC.....	Ownership.....	.....100.0	MetLife, Inc.....	.....N.....	0.....
0241	MetLife.....	00000..	80-0946518..	.....0	.....0		MetLife Core Property Fund, LP.....	DE.....	NIA.....	Metropolitan Life Insurance Company.....	Ownership.....	.....20.1	MetLife, Inc.....	.....N.....	0.....
0241	MetLife.....	00000..	80-0946518..	.....0	.....0		MetLife Core Property Fund, LP.....	DE.....	NIA.....	Metropolitan Life Insurance Company (on behalf of Sep Acct 746)	Ownership.....	.....3.2	MetLife, Inc.....	.....N.....	0.....
0241	MetLife.....	00000..	80-0946518..	.....0	.....0		MetLife Core Property Fund, LP.....	DE.....	NIA.....	MetLife Insurance Company of Korea, Limited	Ownership.....	.....2.9	MetLife, Inc.....	.....N.....	0.....
0241	MetLife.....	00000..	80-0946518..	.....0	.....0		MetLife Core Property Fund, LP.....	DE.....	NIA.....	General American Life Insurance Company...	Ownership.....	.....0.1	MetLife, Inc.....	.....N.....	0.....
0241	MetLife.....	00000..	80-0946518..	.....0	.....0		MetLife Core Property Fund, LP.....	DE.....	NIA.....	Brighthouse Life Insurance Company.....	Ownership.....	.....0.1	MetLife, Inc.....	.....N.....	0.....
0241	MetLife.....	00000..	80-0947139..	.....0	.....0		MetLife Core Property REIT, LLC.....	DE.....	NIA.....	MetLife Core Property Fund, LP.....	Ownership.....	.....100.0	MetLife, Inc.....	.....N.....	0.....
0241	MetLife.....	00000..	46-3934926..	.....0	.....0		MetLife Core Property Holdings, LLC.....	DE.....	NIA.....	MetLife Core Property REIT, LLC.....	Ownership.....	.....100.0	MetLife, Inc.....	.....N.....	0.....
0241	MetLife.....	00000..		.....0	.....0		MCP Property Management LLC (DE).....	DE.....	NIA.....	MetLife Core Property Holdings, LLC.....	Ownership.....	.....100.0	MetLife, Inc.....	.....N.....	0.....
0241	MetLife.....	00000..	13-4075851..	.....0	.....0		MetLife Commercial Mortgage Income Fund GP, LLC	DE.....	NIA.....	MetLife Investment Advisors, LLC.....	Ownership.....	.....100.0	MetLife, Inc.....	.....N.....	0.....
0241	MetLife.....	00000..	47-2630137..	.....0	.....0		MetLife Commercial Mortgage Income Fund LP	DE.....	NIA.....	Metropolitan Life Insurance Company.....	Ownership.....	.....33.2	MetLife, Inc.....	.....N.....	0.....
0241	MetLife.....	00000..	47-2630137..	.....0	.....0		MetLife Commercial Mortgage Income Fund LP	DE.....	NIA.....	Brighthouse Life Insurance Company.....	Ownership.....	.....11.1	MetLife, Inc.....	.....N.....	0.....
0241	MetLife.....	00000..	47-2630137..	.....0	.....0		MetLife Commercial Mortgage Income Fund LP	DE.....	NIA.....	MetLife Insurance Company of Korea, Limited	Ownership.....	.....3.0	MetLife, Inc.....	.....N.....	0.....
0241	MetLife.....	00000..	47-2630137..	.....0	.....0		MetLife Commercial Mortgage Income Fund LP	DE.....	NIA.....	MetLife Limited.....	Ownership.....	.....3.5	MetLife, Inc.....	.....N.....	0.....
0241	MetLife.....	00000..	47-2630137..	.....0	.....0		MetLife Commercial Mortgage Income Fund LP	DE.....	NIA.....	Metropolitan Life Insurance Company of Hong Kong Limited	Ownership.....	.....0.4	MetLife, Inc.....	.....N.....	0.....
0241	MetLife.....	00000..	47-2688528..	.....0	.....0		MetLife Commercial Mortgage REIT, LLC.....	DE.....	NIA.....	MetLife Commercial Mortgage Income Fund, LP	Ownership.....	.....100.0	MetLife, Inc.....	.....N.....	0.....
0241	MetLife.....	00000..	47-2703778..	.....0	.....0		MetLife Commercial Mortgage Originator, LLC...	DE.....	NIA.....	MetLife Commercial Mortgage REIT, LLC.....	Ownership.....	.....100.0	MetLife, Inc.....	.....N.....	0.....
0241	MetLife.....	00000..	47-5495603..	.....0	.....0		MCMIF Holdco I, LLC.....	DE.....	NIA.....	MetLife Commercial Mortgage Originator, LLC.	Ownership.....	.....100.0	MetLife, Inc.....	.....N.....	0.....
0241	MetLife.....	00000..		.....0	.....0		MetLife International PE Fund I, LP.....	CYM.....	NIA.....	MetLife Insurance K.K. (Japan).....	Ownership.....	.....92.6	MetLife, Inc.....	.....N.....	0.....
0241	MetLife.....	00000..		.....0	.....0		MetLife International PE Fund I, LP.....	CYM.....	NIA.....	Metropolitan Life Insurance Company of Hong Kong Limited	Ownership.....	.....0.6	MetLife, Inc.....	.....N.....	0.....

97.11

# SCHEDULE Y

## PART 1A - DETAIL OF INSURANCE HOLDING COMPANY SYSTEM

1	2	3	4	5	6	7	8	9	10	11	12	13	14	15	16
Group Code	Group Name	NAIC Company Code	ID Number	Federal RSSD	CIK	Name of Securities Exchange if Publicly Traded (U.S. or International)	Names of Parent, Subsidiaries or Affiliates	Domiciliary Location	Relationship to Reporting Entity	Directly Controlled by (Name of Entity/Person)	Type of Control (Ownership Board, Management, Attorney-in-Fact, Influence, Other)	If Control is Ownership Provide Percentage	Ultimate Controlling Entity(ies)/Person(s)	Is an SCA Filing Required? (Y/N)	*
0241	MetLife.....	00000..	.....	.....0	.....0		MetLife International PE Fund I, LP.....	CYM.....	NIA.....	MetLife Limited (Hong Kong).....	Ownership.....	.....2.7	MetLife, Inc.....	.....N.....	0.....
0241	MetLife.....	00000..	.....	.....0	.....0		MetLife International PE Fund I, LP.....	CYM.....	NIA.....	MetLife Mexico S.A.....	Ownership.....	.....4.1	MetLife, Inc.....	.....N.....	0.....
0241	MetLife.....	00000..	.....	.....0	.....0		MetLife Alternatives GP, LLC.....	DE.....	NIA.....	MetLife Investment Advisors, LLC.....	Ownership.....	.....100.0	MetLife, Inc.....	.....N.....	0.....
0241	MetLife.....	00000..	98-1150291..	.....0	.....0		MetLife International HF Partners, LP.....	CYM.....	NIA.....	MetLife Insurance K.K. (Japan).....	Ownership.....	.....88.2	MetLife, Inc.....	.....N.....	0.....
0241	MetLife.....	00000..	98-1150291..	.....0	.....0		MetLife International HF Partners, LP.....	CYM.....	NIA.....	MetLife Insurance Company of Korea, Limited	Ownership.....	.....9.5	MetLife, Inc.....	.....N.....	0.....
0241	MetLife.....	00000..	98-1150291..	.....0	.....0		MetLife International HF Partners, LP.....	CYM.....	NIA.....	MetLife Limited (Hong Kong) .....	Ownership.....	.....2.3	MetLife, Inc.....	.....N.....	0.....
0241	MetLife.....	00000..	98-1150291..	.....0	.....0		MetLife International HF Partners, LP.....	CYM.....	NIA.....	MetLife Alternatives GP, LLC.....	Ownership.....	.....0.0	MetLife, Inc.....	.....N.....	0.....
0241	MetLife.....	00000..	98-1162663..	.....0	.....0		MetLife International PE Fund II, LP.....	CYM.....	NIA.....	MetLife Insurance K.K. (Japan).....	Ownership.....	.....94.5	MetLife, Inc.....	.....N.....	0.....
0241	MetLife.....	00000..	98-1162663..	.....0	.....0		MetLife International PE Fund II, LP.....	CYM.....	NIA.....	MetLife Limited (Hong Kong) .....	Ownership.....	.....2.8	MetLife, Inc.....	.....N.....	0.....
0241	MetLife.....	00000..	98-1162663..	.....0	.....0		MetLife International PE Fund II, LP.....	CYM.....	NIA.....	MetLife Mexico S.A.....	Ownership.....	.....2.1	MetLife, Inc.....	.....N.....	0.....
0241	MetLife.....	00000..	98-1162663..	.....0	.....0		MetLife International PE Fund II, LP.....	CYM.....	NIA.....	Metropolitan Life Insurance Company of Hong Kong Limited	Ownership.....	.....0.6	MetLife, Inc.....	.....N.....	0.....
0241	MetLife.....	00000..	98-1226825..	.....0	.....0		MetLife International PE Fund III, LP.....	CYM.....	NIA.....	MetLife Insurance K.K. (Japan).....	Ownership.....	.....88.9	MetLife, Inc.....	.....N.....	0.....
0241	MetLife.....	00000..	98-1226825..	.....0	.....0		MetLife International PE Fund III, LP.....	CYM.....	NIA.....	MetLife Insurance Company of Korea, Limited	Ownership.....	.....7.9	MetLife, Inc.....	.....N.....	0.....
0241	MetLife.....	00000..	98-1226825..	.....0	.....0		MetLife International PE Fund III, LP.....	CYM.....	NIA.....	Metropolitan Life Insurance Company of Hong Kong Limited	Ownership.....	.....0.6	MetLife, Inc.....	.....N.....	0.....
0241	MetLife.....	00000..	98-1226825..	.....0	.....0		MetLife International PE Fund III, LP.....	CYM.....	NIA.....	MetLife Limited (Hong Kong).....	Ownership.....	.....2.6	MetLife, Inc.....	.....N.....	0.....
0241	MetLife.....	00000..	98-1277596..	.....0	.....0		MetLife International PE Fund IV, LP.....	CYM.....	NIA.....	MetLife Insurance K.K. (Japan).....	Ownership.....	.....94.7	MetLife, Inc.....	.....N.....	0.....
0241	MetLife.....	00000..	98-1277596..	.....0	.....0		MetLife International PE Fund IV, LP.....	CYM.....	NIA.....	MetLife Insurance Company of Korea, Limited	Ownership.....	.....3.8	MetLife, Inc.....	.....N.....	0.....
0241	MetLife.....	00000..	98-1277596..	.....0	.....0		MetLife International PE Fund IV, LP.....	CYM.....	NIA.....	MetLife Limited (Hong Kong).....	Ownership.....	.....1.5	MetLife, Inc.....	.....N.....	0.....
0241	MetLife.....	00000..	.....	.....0	.....0		MetLife International PE Fund V, LP.....	CYM.....	NIA.....	MetLife Insurance K.K. (Japan).....	Ownership.....	.....81.7	MetLife, Inc.....	.....N.....	0.....
0241	MetLife.....	00000..	.....	.....0	.....0		MetLife International PE Fund V, LP.....	CYM.....	NIA.....	MetLife Insurance Company of Korea, Limited	Ownership.....	.....3.3	MetLife, Inc.....	.....N.....	0.....
0241	MetLife.....	00000..	.....	.....0	.....0		MetLife International PE Fund V, LP.....	CYM.....	NIA.....	MetLife Limited (Hong Kong).....	Ownership.....	.....15.0	MetLife, Inc.....	.....N.....	0.....
0241	MetLife.....	00000..	.....	.....0	.....0		MetLife International PE Fund VI, LP.....	CYM.....	NIA.....	MetLife Insurance K.K. (Japan).....	Ownership.....	.....95.7	MetLife, Inc.....	.....N.....	0.....
0241	MetLife.....	00000..	.....	.....0	.....0		MetLife International PE Fund VI, LP.....	CYM.....	NIA.....	MetLife Insurance Company of Korea, Limited	Ownership.....	.....4.3	MetLife, Inc.....	.....N.....	0.....
0241	MetLife.....	00000..	.....	.....0	.....0		MetLife Loan Asset Management, LLC.....	DE.....	NIA.....	MetLife Investment Advisors, LLC.....	Ownership.....	.....100.0	MetLife, Inc.....	.....N.....	0.....
0241	MetLife.....	00000..	46-4140926..	.....	.....0		MIM Property Management, LLC.....	DE.....	NIA.....	MetLife Investment Advisors, LLC.....	Ownership.....	.....100.0	MetLife, Inc.....	.....N.....	0.....
0241	MetLife.....	13092..	26-1511401..	.....4300892	.....0		MetLife Reinsurance Company of Vermont.....	VT.....	IA.....	MetLife, Inc.....	Ownership.....	.....100.0	MetLife, Inc.....	.....N.....	0.....
0241	MetLife.....	62634..	51-0104167..	.....4255107	.....0		Delaware American Life Insurance Company.....	DE.....	IA.....	MetLife, Inc.....	Ownership.....	.....100.0	MetLife, Inc.....	.....N.....	0.....
0241	MetLife.....	00000..	27-1206753..	.....	.....0		MetLife Consumer Services, Inc.....	DE.....	NIA.....	MetLife, Inc.....	Ownership.....	.....100.0	MetLife, Inc.....	.....N.....	0.....
0241	MetLife.....	00000..	81-3846992..	.....	.....0		Brighthouse Financial, Inc.....	DE.....	NIA.....	MetLife, Inc.....	Ownership.....	.....19.2	MetLife, Inc.....	.....N.....	0.....
0241	MetLife.....	00000..	.....	.....0	.....0		Brighthouse Holdings, LLC.....	DE.....	NIA.....	Brighthouse Financial, Inc.....	Ownership.....	.....100.0	MetLife, Inc.....	.....N.....	0.....
0241	MetLife.....	00000..	81-2253384..	.....	.....0		MetLife Insurance Brokerage, Inc.....	NY.....	NIA.....	MetLife, Inc.....	Ownership.....	.....100.0	MetLife, Inc.....	.....N.....	0.....
0241	MetLife.....	60690..	98-0000065..	.....4247326	.....0		American Life Insurance Company .....	DE.....	IA.....	MetLife, Inc.....	Ownership.....	.....100.0	MetLife, Inc.....	.....N.....	0.....
0241	MetLife.....	00000..	AA-1580066..	.....	.....0		MetLife Insurance K.K. (Japan).....	JPN.....	IA.....	American Life Insurance Company.....	Ownership.....	.....100.0	MetLife, Inc.....	.....N.....	0.....
0241	MetLife.....	00000..	.....	.....4255330	.....0		Communication One Kabushiki Kaisha (Japan).....	JPN.....	NIA.....	MetLife Insurance K.K. (Japan).....	Ownership.....	.....100.0	MetLife, Inc.....	.....N.....	0.....

97.12



## SCHEDULE Y

### PART 1A - DETAIL OF INSURANCE HOLDING COMPANY SYSTEM

1	2	3	4	5	6	7	8	9	10	11	12	13	14	15	16
Group Code	Group Name	NAIC Company Code	ID Number	Federal RSSD	CIK	Name of Securities Exchange if Publicly Traded (U.S. or International)	Names of Parent, Subsidiaries or Affiliates	Domiciliary Location	Relationship to Reporting Entity	Directly Controlled by (Name of Entity/Person)	Type of Control (Ownership Board, Management, Attorney-in-Fact, Influence, Other)	If Control is Ownership Provide Percentage	Ultimate Controlling Entity(ies)/Person(s)	Is an SCA Filing Required? (Y/N)	*
0241	MetLife.....	00000...		4250018	0		MetLife Life Insurance Company (Egypt).....	EGY.....	IA.....	MetLife Global Holding Company I GmbH (Swiss)	Ownership.....	84.1	MetLife, Inc.....	N.....	0.....
0241	MetLife.....	00000...	AA-1860015.	0	0		MetLife Emeklilik ve Hayat A.S. (Turkey).....	TUR.....	IA.....	MetLife Global Holding Company II GmbH (Swiss)	Ownership.....	100.0	MetLife, Inc.....	N.....	0.....
0241	MetLife.....	00000...		0	0		MetLife Life Insurance S.A. (Greece).....	GRC.....	IA.....	MetLife EU Holding Company Limited (Ireland)	Ownership.....	100.0	MetLife, Inc.....	N.....	0.....
0241	MetLife.....	00000...		4255349	0		MetLife Mutual Fund Company (Greece).....	GRC.....	NIA.....	MetLife Life Insurance Company S.A.....	Ownership.....	90.0	MetLife, Inc.....	N.....	0.....
0241	MetLife.....	00000...		4304032	0		International Investment Holding Company Limited (Russia)	RUS.....	NIA.....	American Life Insurance Company .....	Ownership.....	100.0	MetLife, Inc.....	N.....	0.....
0241	MetLife.....	00000...		0	0		UBB-MetLife Zhivotozastrahovatelno Drujestvo AD (Bulgaria)	BGR.....	IA.....	MetLife EU Holding Company Limited (Ireland)	Ownership.....	40.0	MetLife, Inc.....	N.....	0.....
0241	MetLife.....	00000...		0	0		MetLife American International Group and Arab National Bank Cooperative Insurance Company	SAU.....	IA.....	American Life Insurance Company .....	Ownership.....	30.0	MetLife, Inc.....	N.....	0.....
0241	MetLife.....	00000...		4250072	0		PJSC MetLife (Ukraine).....	UKR.....	IA.....	MetLife Global Holding Company II GmbH (Swiss)	Ownership.....	100.0	MetLife, Inc.....	N.....	0.....
0241	MetLife.....	00000...		4250072	0		PJSC MetLife (Ukraine).....	UKR.....	IA.....	International Technical and Advisory Services Limited (USA-Delaware)	Ownership.....	0.0	MetLife, Inc.....	N.....	0.....
0241	MetLife.....	00000...		4250072	0		PJSC MetLife (Ukraine).....	UKR.....	IA.....	Borderland Investments Limited (USA-Delaware)	Ownership.....	0.0	MetLife, Inc.....	N.....	0.....
0241	MetLife.....	00000...		0	0		MetLife Innovation Centre Limited.....	IRL.....	NIA.....	MetLife Global Holding Company II GmbH (Swiss)	Ownership.....	100.0	MetLife, Inc.....	N.....	0.....
0241	MetLife.....	00000...	51-0205283.	0	0		International Technical and Advisory Services Limited (USA-Delaware)	DE.....	NIA.....	American Life Insurance Company .....	Ownership.....	100.0	MetLife, Inc.....	N.....	0.....
0241	MetLife.....	00000...	02-0649743.	0	0		Borderland Investments Limited (USA-Delaware)	DE.....	NIA.....	American Life Insurance Company .....	Ownership.....	100.0	MetLife, Inc.....	N.....	0.....
0241	MetLife.....	00000...		0	0		ALICO Hellas Single Member Limited Liability Company (Greece)	GRC.....	NIA.....	Borderland Investments Limited (USA-Delaware)	Ownership.....	100.0	MetLife, Inc.....	N.....	0.....
0241	MetLife.....	00000...		0	0		MetLife Asset Management Corp. (Japan).....	JPN.....	NIA.....	ALICO Operations, LLC (DE).....	Ownership.....	100.0	MetLife, Inc.....	N.....	0.....
0241	MetLife.....	00000...		4249311	0		MetLife Mas, S.A. de C.V (Mexico).....	MEX.....	IA.....	MetLife International Holdings, LLC.....	Ownership.....	100.0	MetLife, Inc.....	N.....	0.....
0241	MetLife.....	00000...		4249311	0		MetLife Mas, S.A. de C.V (Mexico).....	MEX.....	IA.....	International Technical and Advisory Services Limited (USA-Delaware)	Ownership.....	0.0	MetLife, Inc.....	N.....	0.....
0241	MetLife.....	00000...		4251293	0		MetLife Seguros S.A. (Uruguay).....	URY.....	IA.....	ALICO Operations, LLC (DE).....	Ownership.....	100.0	MetLife, Inc.....	N.....	0.....
0241	MetLife.....	00000...		0	0		MetLife Colombia Seguros de Vida S.A. (Columbia)	COL.....	IA.....	MetLife Global Holding Company II GmbH (Swiss)	Ownership.....	90.0	MetLife, Inc.....	N.....	0.....
0241	MetLife.....	00000...		0	0		MetLife Colombia Seguros de Vida S.A. (Columbia)	COL.....	IA.....	MetLife Global Holding Company I GmbH (Swiss)	Ownership.....	10.0	MetLife, Inc.....	N.....	0.....

97.13

# SCHEDULE Y

## PART 1A - DETAIL OF INSURANCE HOLDING COMPANY SYSTEM

1	2	3	4	5	6	7	8	9	10	11	12	13	14	15	16
Group Code	Group Name	NAIC Company Code	ID Number	Federal RSSD	CIK	Name of Securities Exchange if Publicly Traded (U.S. or International)	Names of Parent, Subsidiaries or Affiliates	Domiciliary Location	Relationship to Reporting Entity	Directly Controlled by (Name of Entity/Person)	Type of Control (Ownership Board, Management, Attorney-in-Fact, Influence, Other)	If Control is Ownership Provide Percentage	Ultimate Controlling Entity(ies)/Person(s)	Is an SCA Filing Required? (Y/N)	*
0241	MetLife.....	00000..		.....0	.....0		MetLife Colombia Seguros de Vida S.A. (Columbia)	COL.....	IA.....	International Technical and Advisory Services Limited (USA-Delaware)	Ownership.....	.....0.0	MetLife, Inc.....	.....N.....	0.....
0241	MetLife.....	00000..		.....0	.....0		MetLife Colombia Seguros de Vida S.A. (Columbia)	COL.....	IA.....	Borderland Investments Limited (USA-Delaware)	Ownership.....	.....0.0	MetLife, Inc.....	.....N.....	0.....
0241	MetLife.....	00000..		.....0	.....0		MetLife Colombia Seguros de Vida S.A. (Columbia)	COL.....	IA.....	Natiloportem Holdings, LLC.....	Ownership.....	.....0.0	MetLife, Inc.....	.....N.....	0.....
0241	MetLife.....	00000..	13-3912049..	.....0	.....0		ALICO Properties, Inc. (USA-Delaware).....	DE.....	NIA.....	American Life Insurance Company .....	Ownership.....	.....51.0	MetLife, Inc.....	.....N.....	0.....
0241	MetLife.....	00000..	13-3919049..	.....0	.....0		Global Properties, Inc. (USA-Delaware).....	DE.....	NIA.....	ALICO Properties, Inc.....	Ownership.....	.....100.0	MetLife, Inc.....	.....N.....	0.....
0241	MetLife.....	00000..		.....0	.....0		MetLife Global Holding Company I GmbH (Swiss)	CHE.....	NIA.....	American Life Insurance Company.....	Ownership.....	.....100.0	MetLife, Inc.....	.....N.....	0.....
0241	MetLife.....	00000..		.....0	.....0		MetLife Global Holding Company II GmbH (Swiss)	CHE.....	NIA.....	MetLife Global Holding Company I GmbH (Swiss)	Ownership.....	.....100.0	MetLife, Inc.....	.....N.....	0.....
0241	MetLife.....	00000..		.....0	.....0		MetLife Investment Management Holdings (Ireland) Limited	IRL.....	NIA.....	MetLife Global Holding Company II GmbH (Swiss)	Ownership.....	.....100.0	MetLife, Inc.....	.....N.....	0.....
0241	MetLife.....	00000..		.....0	.....0		MetLife Syndicated Bank Loan Lux GP, S.à.r.l.	LUX.....	NIA.....	MetLife Investment Management Holdings (Ireland) Limited	Ownership.....	.....100.0	MetLife, Inc.....	.....N.....	0.....
0241	MetLife.....	00000..	98-1372544..	.....0	.....0		MetLife BL Feeder (Cayman), LP.....	CYM.....	NIA.....	MetLife Syndicated Bank Loan Lux GP, S.à.r.l.	Ownership.....	.....100.0	MetLife, Inc.....	.....N.....	0.....
0241	MetLife.....	00000..	82-3255634..	.....0	.....0		MetLife BL Feeder , LP.....	DE.....	NIA.....	MetLife Syndicated Bank Loan Lux GP, S.à.r.l.	Ownership.....	.....100.0	MetLife, Inc.....	.....N.....	0.....
0241	MetLife.....	00000..	98-1372721..	.....0	.....0		MetLife Syndicated Bank Loan Fund, SCSp (Luxembourg)	LUX.....	NIA.....	MetLife Syndicated Bank Loan Lux GP, S.à.r.l.	Ownership.....	.....100.0	MetLife, Inc.....	.....N.....	0.....
0241	MetLife.....	00000..	30-0615846..	.....0	.....0		ALICO Operations, LLC (DE).....	DE.....	NIA.....	MetLife Global Holding Company II GmbH (Swiss)	Ownership.....	.....100.0	MetLife, Inc.....	.....N.....	0.....
0241	MetLife.....	00000..		.....0	.....0		MetLife EU Holding Company Limited (Ireland).	IRL.....	NIA.....	MetLife Global Holding Company II GmbH (Swiss)	Ownership.....	.....100.0	MetLife, Inc.....	.....N.....	0.....
0241	MetLife.....	00000..	98-0552186..	.....4249302	.....0		ALICO European Holding Limited (Ireland).....	IRL.....	NIA.....	MetLife Global Holding Company II GmbH (Swiss)	Ownership.....	.....100.0	MetLife, Inc.....	.....N.....	0.....
0241	MetLife.....	00000..	AA-1780108..	.....0	.....0		MetLife Europe d.a.c. ....	IRL.....	IA.....	MetLife EU Holding Company Limited (Ireland)	Ownership.....	.....100.0	MetLife, Inc.....	.....N.....	0.....
0241	MetLife.....	00000..		.....0	.....0		MetLife Services EOOD (Bulgaria) .....	BGR.....	NIA.....	MetLife EU Holding Company Limited (Ireland)	Ownership.....	.....100.0	MetLife, Inc.....	.....N.....	0.....
0241	MetLife.....	00000..		.....0	.....0		MetLife Pension Trustees Limited (UK).....	GBR.....	IA.....	MetLife Europe d.a.c. ....	Ownership.....	.....100.0	MetLife, Inc.....	.....N.....	0.....
0241	MetLife.....	00000..		.....4255367	.....0		First American-Hungarian Insurance Agency Limited (Hungary)	HUN.....	IA.....	MetLife EU Holding Company Limited (Ireland)	Ownership.....	.....100.0	MetLife, Inc.....	.....N.....	0.....
0241	MetLife.....	00000..		.....4258407	.....0		MetLife Solutions S.A.S. (France).....	FRA.....	NIA.....	MetLife EU Holding Company Limited (Ireland)	Ownership.....	.....100.0	MetLife, Inc.....	.....N.....	0.....

97.14

## SCHEDULE Y

## PART 1A - DETAIL OF INSURANCE HOLDING COMPANY SYSTEM

1	2	3	4	5	6	7	8	9	10	11	12	13	14	15	16
Group Code	Group Name	NAIC Company Code	ID Number	Federal RSSD	CIK	Name of Securities Exchange if Publicly Traded (U.S. or International)	Names of Parent, Subsidiaries or Affiliates	Domiciliary Location	Relationship to Reporting Entity	Directly Controlled by (Name of Entity/Person)	Type of Control (Ownership Board, Management, Attorney-in-Fact, Influence, Other)	If Control is Ownership Provide Percentage	Ultimate Controlling Entity(ies)/Person(s)	Is an SCA Filing Required? (Y/N)	*
0241	MetLife.....	00000...		.....0	.....0		MetLife Asia Holding Company Pte. Ltd. ....	SGP.....	NIA.....	MetLife Global Holding Company II GmbH (Swiss)	Ownership.....	.....100.0	MetLife, Inc.....	.....N.....	0.....
0241	MetLife.....	00000...		.....0	.....0		MetLife Innovation Centre Pte. Ltd. ....	SGP.....	NIA.....	MetLife Asia Holding Company Pte. Ltd. ....	Ownership.....	.....100.0	MetLife, Inc.....	.....N.....	0.....
0241	MetLife.....	00000...		.....0	.....0		MetLife Reinsurance Company of Bermuda Ltd.	BMU.....	IA.....	MetLife Global Holding Company II GmbH (Swiss)	Ownership.....	.....100.0	MetLife, Inc.....	.....N.....	0.....
0241	MetLife.....	00000...		.....0	.....0		MetLife Investment Management Limited (UK)..	GBR.....	NIA.....	MetLife Global Holding Company II GmbH (Swiss)	Ownership.....	.....100.0	MetLife, Inc.....	.....N.....	0.....
0241	MetLife.....	00000...		.....4255246	.....0		Metropolitan Life Societate de Administrare a unui Fond de Pensii Administrat Privat S.A. (Romania)	ROU.....	IA.....	MetLife EU Holding Company Limited (Ireland)	Ownership.....	.....100.0	MetLife, Inc.....	.....N.....	0.....
0241	MetLife.....	00000...		.....4255246	.....0		Metropolitan Life Societate de Administrare a unui Fond de Pensii Administrat Privat S.A. (Romania)	ROU.....	IA.....	MetLife Services Sp. z o.o .....	Ownership.....	.....0.0	MetLife, Inc.....	.....N.....	0.....
0241	MetLife.....	00000...		.....4249469	.....0		ZAO Master D (Russia).....	RUS.....	NIA.....	ALICO European Holding Limited (Ireland).....	Ownership.....	.....100.0	MetLife, Inc.....	.....N.....	0.....
0241	MetLife.....	00000...		.....4249991	.....0		Joint-Stock Company MetLife Insurance Company (Russia)	RUS.....	IA.....	MetLife Global Holding Company II GmbH (Swiss)	Ownership.....	.....49.0	MetLife, Inc.....	.....N.....	0.....
0241	MetLife.....	00000...		.....4249991	.....0		Joint-Stock Company MetLife Insurance Company (Russia)	RUS.....	IA.....	ZAO Master D (Russia).....	Ownership.....	.....51.0	MetLife, Inc.....	.....N.....	0.....
0241	MetLife.....	00000...		.....4255198	.....0		MetLife Slovakia s.r.o.....	SVK.....	NIA.....	MetLife EU Holding Company Limited (Ireland)	Ownership.....	.....100.0	MetLife, Inc.....	.....N.....	0.....
0241	MetLife.....	00000...		.....4255198	.....0		MetLife Slovakia s.r.o.....	SVK.....	NIA.....	International Technical and Advisory Services Limited (USA-Delaware)	Ownership.....	.....0.0	MetLife, Inc.....	.....N.....	0.....
0241	MetLife.....	00000...		.....0	.....0		MetLife Services Cyprus Ltd.....	CYP.....	NIA.....	MetLife EU Holding Company Limited (Ireland)	Ownership.....	.....100.0	MetLife, Inc.....	.....N.....	0.....
0241	MetLife.....	00000...		.....0	.....0		Hellenic Alico Life Insurance Company Ltd. (Cyprus)	CYP.....	IA.....	MetLife Services Cyprus Ltd.....	Ownership.....	.....27.5	MetLife, Inc.....	.....N.....	0.....
0241	MetLife.....	00000...		.....4247335	.....0		MetLife Towarzystwo Ubezpieczen na Zycie i Reasekuracji S.A.	POL.....	IA.....	MetLife EU Holding Company Limited (Ireland)	Ownership.....	.....100.0	MetLife, Inc.....	.....N.....	0.....
0241	MetLife.....	00000...		.....4255264	.....0		MetLife Services Sp. z o.o .....	POL.....	NIA.....	MetLife Towarzystwo Ubezpieczen na Zycie i Reasekuracji S.A.	Ownership.....	.....100.0	MetLife, Inc.....	.....N.....	0.....
0241	MetLife.....	00000...		.....4251154	.....0		MetLife Powszechne Towarzystwo Emerytalne (Poland)	POL.....	IA.....	MetLife Towarzystwo Ubezpieczen na Zycie i Reasekuracji S.A.	Ownership.....	.....100.0	MetLife, Inc.....	.....N.....	0.....
0241	MetLife.....	00000...	AA-9640009.	.....4255255	.....0		MetLife Towarzystwo Funduszy Inwestycyjnych S.A.	POL.....	NIA.....	MetLife Towarzystwo Ubezpieczen na Zycie i Reasekuracji S.A.	Ownership.....	.....100.0	MetLife, Inc.....	.....N.....	0.....
0241	MetLife.....	00000...		.....4258331	.....0		Agenvita S.r.l. (Italy).....	ITA.....	IA.....	MetLife EU Holding Company Limited (Ireland)	Ownership.....	.....100.0	MetLife, Inc.....	.....N.....	0.....
0241	MetLife.....	00000...		.....0	.....0		MetLife Services, Sociedad Limitada (Spain)....	ESP.....	NIA.....	MetLife EU Holding Company Limited (Ireland)	Ownership.....	.....100.0	MetLife, Inc.....	.....N.....	0.....

## SCHEDULE Y

### PART 1A - DETAIL OF INSURANCE HOLDING COMPANY SYSTEM

1	2	3	4	5	6	7	8	9	10	11	12	13	14	15	16
Group Code	Group Name	NAIC Company Code	ID Number	Federal RSSD	CIK	Name of Securities Exchange if Publicly Traded (U.S. or International)	Names of Parent, Subsidiaries or Affiliates	Domiciliary Location	Relationship to Reporting Entity	Directly Controlled by (Name of Entity/Person)	Type of Control (Ownership Board, Management, Attorney-in-Fact, Influence, Other)	If Control is Ownership Provide Percentage	Ultimate Controlling Entity(ies)/Person(s)	Is an SCA Filing Required? (Y/N)	*
0241	MetLife.....	00000..		.....0	.....0		MetLife Europe Insurance d.a.c .....	IRL.....	IA.....	MetLife EU Holding Company Limited (Ireland)	Ownership.....	.....93.0	MetLife, Inc.....	.....N.....	0.....
0241	MetLife.....	00000..		.....0	.....0		MetLife Europe Insurance d.a.c .....	IRL.....	IA.....	American Life Insurance Company .....	Ownership.....	.....7.0	MetLife, Inc.....	.....N.....	0.....
0241	MetLife.....	00000..		....4189864	.....0		MetLife Europe Services Limited (Ireland).....	IRL.....	NIA.....	MetLife EU Holding Company Limited (Ireland)	Ownership.....	.....100.0	MetLife, Inc.....	.....N.....	0.....
0241	MetLife.....	00000..	95-3947585..	....3166064	.....0		MetLife Investors Group, LLC.....	DE.....	NIA.....	MetLife, Inc.....	Ownership.....	.....100.0	MetLife, Inc.....	.....N.....	0.....
0241	MetLife.....	00000..	43-1906210..	....3373563	....1130412		MetLife Investments Securities LLC (DE).....	DE.....	NIA.....	MetLife Investors Group, LLC.....	Ownership.....	.....100.0	MetLife, Inc.....	.....N.....	0.....
0241	MetLife.....	00000..		.....0	.....0		MetLife Investors Distribution Company.....	MO.....	NIA.....	MetLife Investors Group, LLC.....	Ownership.....	.....100.0	MetLife, Inc.....	.....N.....	0.....

**Metropolitan Group Property and Casualty Insurance Company**

**SCHEDULE Y**

**PART 2 - SUMMARY OF INSURER'S TRANSACTIONS WITH ANY AFFILIATES**

1	2	3	4	5	6	7	8	9	10	11	12	13
NAIC Company Code	ID Number	Names of Insurers and Parent, Subsidiaries or Affiliates	Shareholder Dividends	Capital Contributions	Purchases, Sales or Exchanges of Loans, Securities, Real Estate, Mortgage Loans or Other Investments	Income/ (Disbursements) Incurred in Connection with Guarantees or Undertakings for the Benefit of any Affiliate(s)	Management Agreements and Service Contracts	Income/ (Disbursements) Incurred under Reinsurance Agreements	*	Any Other Material Activity Not in the Ordinary Course of the Insurer's Business	Totals	Reinsurance Recoverable/ (Payable) on Losses and/or Reserve Credit Taken/ (Liability)
<b>Affiliated Transactions</b>												
0.....	13-4075851.....	MetLife, Inc.....	4,927,607,196	478,284,896	(1,100,000,000)	0	579,186,589	0		(103,953,777)	4,781,124,904	0
65978.....	13-5581829.....	Metropolitan Life Insurance Company.....	(2,362,350,000)	(2,029,015,769)	367,676,800	0	(2,197,781,057)	159,295,528		220,995,400	(5,841,179,098)	12,459,862,821
0.....		MLIC CB Holdings LLC.....	0	(3,500,000)	0	0	0	0		0	(3,500,000)	0
0.....	20-2985998.....	500 Grant Street GP, LLC.....	0	(150,000)	0	0	0	0		0	(150,000)	0
0.....		Euro CL Investments LLC.....	0	(180,435)	0	0	0	0		0	(180,435)	0
0.....		The Building at 575 Fifth Avenue Mezzanine LLC.....	0	8,437,479	0	0	0	0		0	8,437,479	0
0.....	82-3135079.....	150 North Riverside PE Member, LLC.....	0	210,000,000	0	0	0	0		0	210,000,000	0
0.....		MetLife Investments Asia Limited (Hong Kong).....	0	0	0	0	0	5,500,573		0	5,500,573	0
0.....		MetLife Investments Limited (UK).....	0	0	0	0	0	18,635,009		0	18,635,009	0
0.....		MetLife Latin America Asesorias e Inversiones Limitada (Chile).....	0	0	0	0	0	12,585,735		0	12,585,735	0
0.....	86-1176467.....	MEX DF Properties, LLC.....	0	(8,692,998)	0	0	0	0		0	(8,692,998)	0
0.....	13-3619870.....	23rd Street Investments, Inc.....	(6,650,000)	(3,378,140)	0	0	725,405	0		0	(9,302,735)	0
0.....	06-1193029.....	MetLife Capital Credit L.P.....	0	(75,096,088)	0	0	(29,250)	0		0	(75,125,338)	0
0.....	91-1273824.....	MetLife Capital Limited Partnership.....	0	(92,121,842)	0	0	(29,250)	0		0	(92,151,092)	0
0.....		ML Sentinel Square Member, LLC.....	0	10,466,323	0	0	0	0		0	10,466,323	0
0.....		Long Island Solar Farm, LLC.....	0	0	(2,818,447)	0	0	0		(4,991,226)	(7,809,673)	0
0.....	43-1822723.....	Missouri Reinsurance, Inc.....	(65,000,000)	0	0	0	28,673,442	(38,471,347)		0	(74,797,905)	(721,496,600)
0.....	13-3237278.....	MetLife Holdings, Inc.....	0	0	0	0	6	0		0	6	0
0.....	13-3237275.....	MetLife Credit Corp.....	5,899,985	0	(47,579)	0	556,173	0		(9,067,824)	(2,659,245)	0
0.....	13-3237277.....	MetLife Funding, Inc.....	0	0	47,579	0	(55,315)	0		0	(7,736)	0
0.....		85 Broad Street Mezzanine LLC.....	0	(180,476,883)	0	0	0	0		0	(180,476,883)	0
0.....	13-3170235.....	Metropolitan Tower Realty Company, Inc.....	0	1,123,430	0	0	602,345	0		0	1,725,775	0
0.....	43-6026902.....	White Oak Royalty Company.....	0	0	0	0	(809,491)	0		0	(809,491)	0
0.....	26-2853672.....	MLIC Asset Holdings, LLC.....	0	(37,365,512)	0	0	0	0		0	(37,365,512)	0
0.....	36-4197196.....	MetLife Properties Ventures, LLC.....	0	(13,111)	0	0	0	0		0	(13,111)	0
91626.....	04-2708937.....	New England Life Insurance Company.....	(106,000,000)	0	(1,603,480)	0	(56,658,115)	(4,403,125)		18,948,670	(149,716,050)	578,049,197
0.....	22-2375428.....	Transmountain Land & Livestock Company.....	0	0	0	0	(406)	0		0	(406)	0
0.....	34-1650967.....	Hyatt Legal Plans, Inc.....	(76,000,000)	0	82,957	0	(46,959,172)	0		0	(122,876,215)	0
0.....	34-1631590.....	Hyatt Legal Plans of Florida, Inc.....	0	0	(82,957)	0	0	0		0	(82,957)	0
0.....	13-4047186.....	MetLife Tower Resources Group, Inc.....	0	0	0	0	(146,812)	0		0	(146,812)	0
0.....	13-5581829.....	1001 Properties, LLC.....	0	251,096	0	0	0	0		0	251,096	0
0.....	26-0291767.....	6104 Hollywood, LLC.....	0	965,196	0	0	0	0		0	965,196	0
0.....	81-3382498.....	MetLife ConSquare Member, LLC (DE).....	0	48,917,923	0	0	0	0		0	48,917,923	0
0.....	13-4078322.....	334 Madison Euro Investments, Inc.....	0	0	0	0	58	0		0	58	0
0.....		St. James Fleet Investments Two Limited.....	0	1,931,408,745	0	0	0	0		0	1,931,408,745	0
0.....	98-0391368.....	OMI MLIC Investments Limited.....	0	0	0	0	(5,373,829)	0		0	(5,373,829)	0
16073.....	81-4750360.....	Brighthouse Reinsurance Company of Delaware.....	0	0	22,420,200	0	223,586,863	348,013,473		16,200,416	610,220,952	(18,583,291,036)
0.....	13-2862391.....	Brighthouse Securities, LLC.....	0	0	0	0	(273,093,301)	0		0	(273,093,301)	0
0.....	81-3094008.....	Brighthouse Services, LLC.....	0	0	0	0	1,015,705,322	0		0	1,015,705,322	0
0.....	81-3846992.....	Brighthouse Financial, Inc.....	0	1,443,025,359	0	0	119,460,594	0		0	1,562,485,953	0
0.....		Brighthouse Holdings, LLC.....	106,000,000	0	0	0	0	0		0	106,000,000	0

**Metropolitan Group Property and Casualty Insurance Company**

**SCHEDULE Y**

**PART 2 - SUMMARY OF INSURER'S TRANSACTIONS WITH ANY AFFILIATES**

1	2	3	4	5	6	7	8	9	10	11	12	13
NAIC Company Code	ID Number	Names of Insurers and Parent, Subsidiaries or Affiliates	Shareholder Dividends	Capital Contributions	Purchases, Sales or Exchanges of Loans, Securities, Real Estate, Mortgage Loans or Other Investments	Income/ (Disbursements) Incurred in Connection with Guarantees or Undertakings for the Benefit of any Affiliate(s)	Management Agreements and Service Contracts	Income/ (Disbursements) Incurred under Reinsurance Agreements	*	Any Other Material Activity Not in the Ordinary Course of the Insurer's Business	Totals	Reinsurance Recoverable/ (Payable) on Losses and/or Reserve Credit Taken/ (Liability)
0.....	81-2253384.....	MetLife Insurance Brokerage, Inc.....	0.....	0.....	0.....	0.....	(1,655,338).....	0.....	0.....	0.....	(1,655,338).....	0.....
63665.....	43-0285930.....	General American Life Insurance Company.....	(607,196).....	(26,550,313).....	213,648,664.....	0.....	(58,822,631).....	380,736,512.....	0.....	6,852,945.....	515,257,981.....	1,792,477,802.....
0.....	46-0803970.....	MetLife CC Member, LLC.....	0.....	(13,090,000).....	0.....	0.....	0.....	0.....	0.....	0.....	(13,090,000).....	0.....
0.....	46-4158087.....	MetLife 555 12th Member, LLC.....	0.....	22,119,672.....	0.....	0.....	0.....	0.....	0.....	0.....	22,119,672.....	0.....
0.....	46-3608641.....	ML Swan Mezz, LLC.....	0.....	(6,040,928).....	0.....	0.....	0.....	0.....	0.....	0.....	(6,040,928).....	0.....
0.....	46-3616798.....	ML Dolphin Mezz, LLC.....	0.....	6,692,875.....	0.....	0.....	0.....	0.....	0.....	0.....	6,692,875.....	0.....
0.....	46-4584166.....	ML Southmore, LLC.....	0.....	386,329.....	0.....	0.....	0.....	0.....	0.....	0.....	386,329.....	0.....
0.....		Haskell East Village, LLC.....	0.....	6,984,108.....	0.....	0.....	0.....	0.....	0.....	0.....	6,984,108.....	0.....
0.....	46-3426206.....	MetLife Cabo Hilton Member, LLC.....	0.....	(10,169,086).....	0.....	0.....	0.....	0.....	0.....	0.....	(10,169,086).....	0.....
0.....	82-1637862.....	MetLife Chino Member, LLC.....	0.....	32,730,103.....	0.....	0.....	0.....	0.....	0.....	0.....	32,730,103.....	0.....
0.....	26-1762232.....	Boulevard Residential, LLC.....	0.....	240,809.....	0.....	0.....	0.....	0.....	0.....	0.....	240,809.....	0.....
0.....	20-8349277.....	Sandpiper Cove Associates, LLC.....	0.....	(4,024,354).....	0.....	0.....	0.....	0.....	0.....	0.....	(4,024,354).....	0.....
0.....	46-2460801.....	MetLife 1201 TAB Member, LLC.....	0.....	(7,000,000).....	0.....	0.....	0.....	0.....	0.....	0.....	(7,000,000).....	0.....
0.....	46-2477278.....	MetLife LHH Member, LLC.....	0.....	(3,107,733).....	0.....	0.....	0.....	0.....	0.....	0.....	(3,107,733).....	0.....
0.....	46-4196012.....	ML-AI MetLife Member 1, LLC.....	0.....	(39,463,989).....	0.....	0.....	0.....	0.....	0.....	0.....	(39,463,989).....	0.....
0.....	80-0821598.....	Oconee Hotel Company, LLC.....	0.....	(7,950,000).....	0.....	0.....	0.....	0.....	0.....	0.....	(7,950,000).....	0.....
0.....	80-0823015.....	Oconee Land Company, LLC.....	0.....	(14,942,030).....	0.....	0.....	0.....	0.....	0.....	0.....	(14,942,030).....	0.....
0.....	30-0777814.....	Marketplace Residences, LLC.....	0.....	729,726.....	0.....	0.....	0.....	0.....	0.....	0.....	729,726.....	0.....
0.....	27-0226554.....	MLIC Asset Holdings II, LLC.....	0.....	(13,044,713).....	0.....	0.....	0.....	0.....	0.....	0.....	(13,044,713).....	0.....
0.....	46-4229772.....	MetLife THR Investor, LLC.....	0.....	(13,874,037).....	0.....	0.....	0.....	0.....	0.....	0.....	(13,874,037).....	0.....
0.....	46-4129811.....	MetLife 425 MKT Member, LLC.....	0.....	(10,299,975).....	0.....	0.....	0.....	0.....	0.....	0.....	(10,299,975).....	0.....
0.....	46-4705809.....	MetLife CB W/A, LLC.....	0.....	(460,294).....	0.....	0.....	0.....	0.....	0.....	0.....	(460,294).....	0.....
0.....	46-4133357.....	ML Bridgeside Apartments, LLC.....	0.....	3,233,571.....	0.....	0.....	0.....	0.....	0.....	0.....	3,233,571.....	0.....
0.....		MetLife OFC Member, LLC.....	0.....	83,913,844.....	0.....	0.....	0.....	0.....	0.....	0.....	83,913,844.....	0.....
0.....	46-4283517.....	MetLife Camino Ramon Member, LLC.....	0.....	(27,730,580).....	0.....	0.....	0.....	0.....	0.....	0.....	(27,730,580).....	0.....
0.....	20-8868348.....	Ashton Judiciary Square, LLC.....	0.....	(1,202,325).....	0.....	0.....	0.....	0.....	0.....	0.....	(1,202,325).....	0.....
0.....	47-1970965.....	ML New River Village III, LLC.....	0.....	4,393,676.....	0.....	0.....	0.....	0.....	0.....	0.....	4,393,676.....	0.....
0.....	47-1256270.....	MetLife OBS Member, LLC.....	0.....	(4,919,250).....	0.....	0.....	0.....	0.....	0.....	0.....	(4,919,250).....	0.....
0.....		MetLife 1007 Stewart, LLC.....	0.....	(122,388,452).....	0.....	0.....	0.....	0.....	0.....	0.....	(122,388,452).....	0.....
0.....	46-4255167.....	ML Terraces, LLC.....	0.....	(12,461,780).....	0.....	0.....	0.....	0.....	0.....	0.....	(12,461,780).....	0.....
0.....		Chestnut Flats Wind, LLC.....	0.....	(3,657,005).....	0.....	0.....	0.....	0.....	0.....	0.....	(3,657,005).....	0.....
0.....	13-3759652.....	MetLife International Holdings, LLC.....	0.....	0.....	0.....	0.....	325,243,736.....	0.....	0.....	0.....	325,243,736.....	0.....
0.....		Metropolitan Life Seguros e Previdencia Privada S.A. (Brazil).....	0.....	0.....	0.....	0.....	(6,227,748).....	0.....	0.....	0.....	(6,227,748).....	0.....
0.....	AA-2730030.....	MetLife Mexico S.A.....	0.....	0.....	0.....	0.....	(8,613,006).....	16,584,911.....	0.....	0.....	7,971,905.....	2,724,245.....
0.....		MetLife Pensiones Mexico S.A.....	0.....	0.....	0.....	0.....	(5,471).....	0.....	0.....	0.....	(5,471).....	0.....
0.....		MetLife Afore, S.A. de C.V. (Mexico).....	0.....	0.....	0.....	0.....	(376,991).....	0.....	0.....	0.....	(376,991).....	0.....
0.....	AA-5420018.....	MetLife Insurance Company of Korea Limited.....	0.....	0.....	0.....	0.....	(743,663).....	0.....	0.....	0.....	(743,663).....	0.....
0.....	AA-1930041.....	MetLife Insurance Limited (Australia).....	0.....	0.....	0.....	0.....	0.....	16,334,679.....	0.....	0.....	16,334,679.....	1,719,293.....
0.....		MetLife Asia Limited.....	0.....	0.....	0.....	0.....	(3,278,058).....	0.....	0.....	0.....	(3,278,058).....	0.....
0.....		Metropolitan Life Insurance Company of Hong Kong Limited.....	0.....	0.....	0.....	0.....	(2,134,765).....	0.....	0.....	0.....	(2,134,765).....	0.....
0.....	20-5894439.....	MetLife Global, Inc.....	0.....	0.....	0.....	0.....	1,720,956.....	0.....	0.....	0.....	1,720,956.....	0.....
0.....	AA-2130012.....	MetLife Seguros S.A. (Argentina).....	0.....	0.....	0.....	0.....	(20,317).....	19,459.....	0.....	0.....	(858).....	0.....

98.1

**Metropolitan Group Property and Casualty Insurance Company**

**SCHEDULE Y**

**PART 2 - SUMMARY OF INSURER'S TRANSACTIONS WITH ANY AFFILIATES**

1	2	3	4	5	6	7	8	9	10	11	12	13
NAIC Company Code	ID Number	Names of Insurers and Parent, Subsidiaries or Affiliates	Shareholder Dividends	Capital Contributions	Purchases, Sales or Exchanges of Loans, Securities, Real Estate, Mortgage Loans or Other Investments	Income/ (Disbursements) Incurred in Connection with Guarantees or Undertakings for the Benefit of any Affiliate(s)	Management Agreements and Service Contracts	Income/ (Disbursements) Incurred under Reinsurance Agreements	*	Any Other Material Activity Not in the Ordinary Course of the Insurer's Business	Totals	Reinsurance Recoverable/ (Payable) on Losses and/or Reserve Credit Taken/ (Liability)
0	AA-2130046	MetLife Seguros de Retiro S.A.	0	0	0	0	(469,239)	0	0	0	(469,239)	0
26298	13-2725441	Metropolitan Property and Casualty Insurance Company	(108,899,985)	(18,888,093)	(36,319,277)	0	(443,670,636)	178,604,456	0	0	(429,173,535)	(1,981,548,300)
39950	22-2342710	Metropolitan General Insurance Company	(3,000,000)	0	0	0	(118,838)	1,210,884	0	0	(1,907,954)	15,573,077
40169	05-0393243	Metropolitan Casualty Insurance Company	0	10,000,000	0	0	(162,819)	(52,277,810)	0	0	(42,440,629)	463,578,363
25321	23-1903575	Metropolitan Direct Property and Casualty Insurance Company	0	11,000,000	0	0	(104,324)	(14,848,549)	0	0	(3,952,873)	285,421,540
22926	36-1022580	Economy Fire & Casualty Company	(34,000,000)	(2,500,000)	0	0	(1,306,329)	14,909,862	0	0	(22,896,467)	61,478,086
38067	36-2027848	Economy Preferred Insurance Company	0	2,500,000	0	0	(25,743)	6,273,553	0	0	8,747,810	110,348,331
40649	36-3105737	Economy Premier Assurance Company	(4,000,000)	0	0	0	(74,171)	(34,147,443)	0	0	(38,221,614)	146,451,949
0	95-3003951	MetLife Auto & Home Insurance Agency, Inc.	0	0	0	0	14,594	0	0	0	14,594	0
34339	13-2915260	Metropolitan Group Property and Casualty Insurance Company	(41,000,000)	0	0	0	3,512,979	(123,799,528)	0	0	(161,286,549)	700,104,791
13938	75-2483187	Metropolitan Lloyds Insurance Company of Texas	0	0	0	0	(17,336)	24,074,575	0	0	24,057,239	198,592,163
87726	06-0566090	Brighthouse Life Insurance Company	0	(640,169,111)	(352,261,849)	0	(390,680,780)	434,555,767	0	228,349,006	(720,206,967)	19,468,020,420
0	47-4161401	ML 1065 Hotel, LLC	0	(1,515,685)	0	0	0	0	0	0	(1,515,685)	0
0		Brighthouse Renewables Holdings, LLC	0	(4,351,133)	0	0	0	0	0	0	(4,351,133)	0
0	01-0893117	Brighthouse Connecticut Properties Ventures, LLC	0	(997,324)	0	0	0	0	0	0	(997,324)	0
0		One Financial Place Corporation	0	0	0	0	28	0	0	0	28	0
0		Euro TI Investments, LLC	0	(3,771,747)	0	0	0	0	0	0	(3,771,747)	0
0		MetLife USA Assignment Company	0	(10,629,772)	0	0	444	0	0	0	(10,629,328)	0
0	74-3261395	TLA Holdings LLC	8,700,000	(8,700,000)	0	0	0	0	0	0	0	0
0	51-0099394	The Prospect Company	(8,700,000)	0	0	0	(3,806,052)	0	0	0	(12,506,052)	0
0		Euro TL Investments LLC	0	(3)	0	0	0	0	0	0	(3)	0
0		MetLife Property Ventures Canada ULC	0	106,226	0	0	0	0	0	0	106,226	0
97136	13-3114906	Metropolitan Tower Life Insurance Company	0	(12,709,862)	39,403,395	0	(32,098,261)	36,633,989	0	314,586	31,543,847	704,369,993
0		Entrecap Real Estate II, LLC	0	(199,076)	0	0	0	0	0	0	(199,076)	0
0		MTL Leasing, LLC	0	(25,000)	0	0	0	0	0	0	(25,000)	0
0	52-1528581	SafeGuard Health Enterprises, Inc.	0	0	0	0	6,994,713	0	0	0	6,994,713	0
95747	93-0864866	Safeguard Health Plans, Inc (NV)	0	0	0	0	1,251	0	0	0	1,251	0
0	33-0733552	MetLife Health Plans, Inc. (NJ)	0	0	0	0	33,431	0	0	0	33,431	0
0	95-2879515	Safeguard Health Plans, Inc (CA)	0	0	0	0	(11,151,637)	0	0	0	(11,151,637)	0
79014	33-0515751	SafeHealth Life Insurance Company (CA)	0	0	0	0	(43,483)	0	0	0	(43,483)	0
52009	65-0073323	Safeguard Health Plans, Inc (FL)	0	0	0	0	(3,272,101)	0	0	0	(3,272,101)	0
95051	75-2046497	Safeguard Health Plans, Inc (TX)	0	0	0	0	(3,665,527)	0	0	0	(3,665,527)	0
0	AA-2280000	MetLife Chile Seguros de Vida S.A.	0	0	0	0	(6,513,474)	(518,898)	0	0	(7,032,372)	5,348,575
0	20-5707084	MetLife Services and Solutions, LLC	0	0	0	0	(239,602,860)	0	0	0	(239,602,860)	0
0		MetLife Solutions Pte. LTD	0	0	0	0	(430,196)	0	0	0	(430,196)	0
0	36-3665871	Cova Life Management Company	0	0	0	0	19,262	0	0	0	19,262	0
0	98-1099650	MetLife Global Benefits, Ltd	0	0	0	0	(2,134,540)	(1,054,442)	0	0	(3,188,982)	946,955
0	22-3805708	Newbury Insurance Company, Limited	0	0	0	0	(88,894)	0	0	0	(88,894)	0
60992	13-3690700	Brighthouse Life Insurance Company NY	0	0	36,297,814	0	16,712,322	(46,120,331)	0	12,669,629	19,559,434	275,496,793
0	13-3179826	Enterprise General Insurance Agency, Inc.	(4,000,000)	0	0	0	7,337	0	0	0	(3,992,663)	0
0		MetLife Servicios S.A.	0	0	0	0	1,235,200	0	0	0	1,235,200	0
13626	20-5819518	MetLife Reinsurance Company of Charleston	0	0	0	0	(602,807)	(115,836,759)	0	0	(116,439,566)	(12,557,724,458)

98.2

**SCHEDULE Y**

**PART 2 - SUMMARY OF INSURER'S TRANSACTIONS WITH ANY AFFILIATES**

1	2	3	4	5	6	7	8	9	10	11	12	13
NAIC Company Code	ID Number	Names of Insurers and Parent, Subsidiaries or Affiliates	Shareholder Dividends	Capital Contributions	Purchases, Sales or Exchanges of Loans, Securities, Real Estate, Mortgage Loans or Other Investments	Income/ (Disbursements) Incurred in Connection with Guarantees or Undertakings for the Benefit of any Affiliate(s)	Management Agreements and Service Contracts	Income/ (Disbursements) Incurred under Reinsurance Agreements	*	Any Other Material Activity Not in the Ordinary Course of the Insurer's Business	Totals	Reinsurance Recoverable/ (Payable) on Losses and/or Reserve Credit Taken/ (Liability)
0		MetLife Reinsurance Company of DE	0	(1,100,000,000)	1,100,000,000	0	(79,934)	0		0	(79,934)	0
0	26-6122204	MetLife Capital Trust IV	0	0	(214,900)	0	0	0		(375,000)	(589,900)	0
0	26-6288172	MetLife Capital Trust X	0	750,000,000	0	0	0	0		0	750,000,000	0
0		MetLife Home Loans LLC	0	0	0	0	(1,508,588)	0		0	(1,508,588)	0
0	55-0790010	MetLife Group, Inc.	0	0	0	0	2,276,814,235	0		0	2,276,814,235	0
0		MetLife Investment Management, LLC	0	0	0	0	1,944,231	0		0	1,944,231	0
0	43-1906210	MetLife Investors Distribution Company	0	0	(20,000,000)	0	(312,337,624)	0		0	(332,337,624)	0
0	04-3240897	MetLife Advisers, LLC	0	0	0	0	(1,270,194)	0		(385,936,397)	(387,206,591)	0
13092	26-1511401	MetLife Reinsurance Company of Vermont	0	(877,985,076)	15,169,150	0	(24,990,071)	(1,166,525,660)		0	(2,054,331,657)	(3,493,499,255)
62634	51-0104167	Delaware American Life Insurance Company	(15,000,000)	0	0	0	(22,885,522)	(639,207)		0	(38,524,729)	(11,079,699)
0	27-1206753	MetLife Consumer Services, Inc.	0	0	0	0	(4,348,303)	0		0	(4,348,303)	0
60690	98-0000065	American Life Insurance Company	991,025,150	9,918,728	81,759,893	0	(428,317,974)	(26,208,841)		(6,428)	628,170,528	(50,166,700)
0		MetLife Services Cyprus Ltd	0	0	0	0	(727,625)	0		0	(727,625)	0
0		Communications One Kabushiki Kaisha (Japan)	0	0	0	0	5,996,085	0		0	5,996,085	0
0		MetLife, Life Insurance Company (Egypt)	0	0	0	0	(2,921,539)	(226,722)		0	(3,148,261)	10,109,260
0	AA-1580066	MetLife Insurance K.K. (Japan)	(622,025,150)	0	(248,305,732)	0	(67,954,192)	(2,818,025)		0	(941,103,099)	0
0		ALICO Bulgaria Zivotozastrahovatelno Druzestvo EAD	0	0	0	0	0	(290)		0	(290)	160
0		MetLife Solutions S.A.S. (France)	0	0	0	0	1,818,492	0		0	1,818,492	0
0		MetLife Mutual Fund Management Company (Greece)	0	0	0	0	(1,128,099)	0		0	(1,128,099)	0
0		MetLife Services, Sociedad Limitada (Spain)	0	0	0	0	(15,810)	0		0	(15,810)	0
0		MetLife Towarzystwo Ubezpiecze? na ?ycie i Reasekuracji S.A. (Poland)	0	0	0	0	(9,921,326)	0		0	(9,921,326)	0
0		MetLife Services Sp. z o.o. (Poland)	0	0	0	0	7,096,109	0		0	7,096,109	0
0		MetLife Towarzystwo Funduszy Inwestycyjnych S.A. (Poland)	0	0	0	0	(1,050,565)	0		0	(1,050,565)	0
0		MetLife Powszechne Towarzystwo Emerytalne (Poland)	0	0	0	0	(750,881)	0		0	(750,881)	0
0		MetLife Societate de Administrare a unui Fond de Pensii Administrat Priv	0	0	0	0	(96,995)	0		0	(96,995)	0
0		Joint Stock Company MetLife Insurance Company (formerly Closed Joint	0	0	0	0	359,245	(1,491,531)		0	(1,132,286)	4,549,893
0		MetLife Slovakia s.r.o. (Slovakia)	0	0	0	0	21,423,015	0		0	21,423,015	0
0		PJSC MetLife (Ukraine)	0	0	0	0	43,963	(105,307)		0	(61,344)	385,794
0		ALICO Hellas Single Member Limited Liability Company (Greece)	0	0	0	0	8,358	0		0	8,358	0
0		MetLife Asset Management Corp. (Japan)	0	0	0	0	24,083,809	0		0	24,083,809	0
0		MetLife Mas, S.A. de C.V. (Mexico)	0	0	0	0	26,683	(81,144)		0	(54,461)	0
0		MetLife Columbia Seguros de Vida S.A. (Columbia)	0	0	0	0	(2,126,178)	35,414		0	(2,090,764)	3,914,248
0	13-3912049	ALICO Properties, Inc. (USA-Delaware)	0	(9,918,728)	0	0	0	0		0	(9,918,728)	0
0	13-5581829	MetLife Member Solaire, LLC	0	12,252,277	0	0	0	0		0	12,252,277	0
0	AA-2980001	MetLife Seguros S.A. (Uruguay)	0	0	0	0	(184,612)	(487,500)		0	(672,112)	234,553
0		Global Properties, Inc. Japan Branch	0	0	0	0	7,273,638	0		0	7,273,638	0
0		MetLife Global Holding Company I GmbH (Swiss)	(2,569,000,000)	0	0	0	0	0		0	(2,569,000,000)	0
0		MetLife Insurance Limited (UK)	0	0	0	0	4,963,880	0		0	4,963,880	12,189,179
0		MetLife Europe Services Limited (Ireland)	0	0	0	0	82,192,479	0		0	82,192,479	0
0		MetLife Europe Insurance d.a.c	0	0	0	0	(2,482,664)	(5,412,707)		0	(7,895,371)	0
0	AA-1780108	MetLife Europe d.a.c.	0	0	0	0	(109,133,361)	858,460		(257,761)	(108,532,662)	13,715,311
34031		MetLife Pensions Trustees Limited	0	0	0	0	0	0		257,761	257,761	0

983

986



**Metropolitan Group Property and Casualty Insurance Company**

**SCHEDULE Y**

**PART 2 - SUMMARY OF INSURER'S TRANSACTIONS WITH ANY AFFILIATES**

1	2	3	4	5	6	7	8	9	10	11	12	13
NAIC Company Code	ID Number	Names of Insurers and Parent, Subsidiaries or Affiliates	Shareholder Dividends	Capital Contributions	Purchases, Sales or Exchanges of Loans, Securities, Real Estate, Mortgage Loans or Other Investments	Income/ (Disbursements) Incurred in Connection with Guarantees or Undertakings for the Benefit of any Affiliate(s)	Management Agreements and Service Contracts	Income/ (Disbursements) Incurred under Reinsurance Agreements	*	Any Other Material Activity Not in the Ordinary Course of the Insurer's Business	Totals	Reinsurance Recoverable/ (Payable) on Losses and/or Reserve Credit Taken/ (Liability)
0		MetLife Life Insurance Company S.A. (Greece)	0	0	0	0	4,694,107	1,512,124		0	6,206,231	2,218,110
0		PREFCO XX Limited Partnership	0	116,585	0	0	0	0		0	116,585	0
0		Plaza Drive Properties	0	(29,859)	0	0	0	0		0	(29,859)	0
0	AA-1860015	MetLife Emeklilik ve Hayat A.S. (Turkey)	0	0	0	0	95,446	(862,748)		0	(767,302)	3,325,459
0	80-0946518	MetLife Core Property Fund, LP	0	200,000,000	0	0	0	0		0	200,000,000	0
0		MetLife Reinsurance Company of Bermuda Ltd	0	0	(18,023,188)	0	(2,069,552)	81,021		0	(20,011,719)	89,798
0		MetLife FM Hotel Member, LLC	0	(3,866,114)	0	0	0	0		0	(3,866,114)	0
0	20-8262386	Logan Circle Partners, L. P.	0	0	0	0	(1,724,206)	0		0	(1,724,206)	0
0		ML-AI MetLife Member 2, LLC	0	2,392,318	0	0	0	0		0	2,392,318	0
0	20-8349277	Sandpiper Cove Associates II, LLC	0	196,423	0	0	0	0		0	196,423	0
0	47-3741955	ML Mililani Member, LLC	0	(1,026,900)	0	0	0	0		0	(1,026,900)	0
0		Park Tower JV Member, LLC	0	32,867,597	0	0	0	0		0	32,867,597	0
0		MetLife SP Holdings, LLC	0	(30,000,000)	0	0	0	0		0	(30,000,000)	0
0	46-5563450	Buford Logistics Center, LLC	0	(1,325,418)	0	0	0	0		0	(1,325,418)	0
0		ML North Brand Member, LLC	0	(36,961,091)	0	0	0	0		0	(36,961,091)	0
0	81-0770888	MetLife Treat Towers Member, LLC (11000)	0	(299,794)	0	0	0	0		0	(299,794)	0
0	47-5228317	MCPPI Owners, LLC	0	11,622,265	0	0	0	0		0	11,622,265	0
0		MetLife Chile Inversiones Limitada	0	0	0	0	1,331,706	0		0	1,331,706	0
0		Sino-US United Metlife Insurance Company	(13,000,000)	0	0	0	0	(1,681,920)		0	(14,681,920)	2,839,262
0		ML-AI MetLife Member 3, LLC	0	24,666,135	0	0	0	0		0	24,666,135	0
0		MetLife HCMJV 1 LP, LLC	0	175,790,075	0	0	0	0		0	175,790,075	0
0		MetLife Ontario Street Member, LLC	0	(369,659)	0	0	0	0		0	(369,659)	0
0		1925 WJC, LLC	0	873,278	0	0	0	0		0	873,278	0
0		MetLife Ireland Treasury Limited	0	0	(15,169,150)	0	0	0		0	(15,169,150)	0
0		MetLife EU Holding Company Limited (Ireland)	0	0	(81,759,893)	0	0	0		0	(81,759,893)	0
0		MetLife Reinsurance Company of MRSC	0	0	0	0	0	18,285,167		0	18,285,167	0
0		MetLife Assignment Company	0	0	100,000	0	0	0		0	100,000	0
9999999	Control Totals		0	0	0	0	0	0	XXX	0	0	(74,670,627)

98.4

**Detailed Explanation**

This explanation explains the affiliated section - Stochastic calculation of reserves is done at the company level w/ assumptions specific to the company and different mixes of business of each company can produce different results. Therefore there are different reserves for the affiliated assuming/ceding companies that reinsure certain products' risks.

Annual Statement for the year 2017 of the **Metropolitan Group Property and Casualty Insurance Company**  
**SUPPLEMENTAL EXHIBITS AND SCHEDULES INTERROGATORIES**

The following supplemental reports are required to be filed as part of your statement filing unless specifically waived by the domiciliary state. However, in the event that your domiciliary state waives the filing requirement, your response of WAIVED to the specific interrogatory will be accepted in lieu of filing a "NONE" report and a bar code will be printed below. If the supplement is required of your company but is not being filed for whatever reason enter SEE EXPLANATION and provide an explanation following the interrogatory questions.

**MARCH FILING**

	<b>Responses</b>
1. Will an actuarial opinion be filed by March 1?	YES
2. Will the Supplemental Compensation Exhibit be filed with the state of domicile by March 1?	YES
3. Will the confidential Risk-Based Capital Report be filed with the NAIC by March 1?	YES
4. Will the confidential Risk-Based Capital Report be filed with the state of domicile, if required, by March 1?	YES

**APRIL FILING**

5. Will the Insurance Expense Exhibit be filed with the state of domicile and the NAIC by April 1?	YES
6. Will the Management's Discussion and Analysis be filed by April 1?	YES
7. Will the Supplemental Investment Risks Interrogatories be filed by April 1?	YES

**MAY FILING**

8. Will this company be included in a combined annual statement that is filed with the NAIC by May 1?	YES
---	-----

**JUNE FILING**

9. Will an audited financial report be filed by June 1?	YES
10. Will Accountants Letter of Qualifications be filed with the state of domicile and electronically with the NAIC by June 1?	YES

**AUGUST FILING**

11. Will the regulator-only (non-public) Communication of Internal Control Related Matters Noted in Audit be filed with the state of domicile and electronically with the NAIC (as a regulator-only non-public document) by August 1?	YES
---	-----

The following supplemental reports are required to be filed as part of your statement filing. However, in the event that your company does not transact the type of business for which the special report must be filed, your response of NO to the specific interrogatory will be accepted in lieu of filing a "NONE" report and a bar code will be printed below. If the supplement is required of your company but is not being filed for whatever reason, enter SEE EXPLANATION and provide an explanation following the interrogatory questions.

**MARCH FILING**

12. Will Schedule SIS (Stockholder Information Supplement) be filed with the state of domicile by March 1?	NO
13. Will the Financial Guaranty Insurance Exhibit be filed by March 1?	NO
14. Will the Medicare Supplement Insurance Experience Exhibit be filed with the state of domicile and the NAIC by March 1?	NO
15. Will Supplement A to Schedule T (Medical Professional Liability Supplement) be filed by March 1?	NO
16. Will the Trusteed Surplus Statement be filed with the state of domicile and the NAIC by March 1?	NO
17. Will the Premiums Attributed to Protected Cells Exhibit be filed by March 1?	NO
18. Will the Reinsurance Summary Supplemental Filing for General Interrogatory 9 be filed with the state of domicile and the NAIC by March 1?	NO
19. Will the Medicare Part D Coverage Supplement be filed with the state of domicile and the NAIC by March 1?	NO
20. Will the confidential Actuarial Opinion Summary be filed with the state of domicile, if required, by March 15 (or the date otherwise specified)?	YES
21. Will the Reinsurance Attestation Supplement be filed with the state of domicile and the NAIC by March 1?	YES
22. Will the Exceptions to the Reinsurance Attestation Supplement be filed with the state of domicile by March 1?	NO
23. Will the Bail Bond Supplement be filed with the state of domicile and the NAIC by March 1?	NO
24. Will the Director and Officer Insurance Coverage Supplement be filed with the state of domicile and the NAIC by March 1?	NO
25. Will an approval from the reporting entity's state of domicile for relief related to the five-year rotation requirement for lead audit partner be filed electronically with the NAIC by March 1?	NO
26. Will an approval from the reporting entity's state of domicile for relief related to the one-year cooling off period for independent CPA be filed electronically with the NAIC by March 1?	NO
27. Will an approval from the reporting entity's state of domicile for relief related to the Requirements for Audit Committees be filed electronically with the NAIC by March 1?	NO
28. Will the Supplemental Schedule for Reinsurance Counterparty Reporting Exception - Asbestos and Pollution Contracts be filed with the state of domicile and the NAIC by March 1?	NO

**APRIL FILING**

29. Will the Credit Insurance Experience Exhibit be filed with state of domicile and the NAIC by April 1?	NO
30. Will the Long-Term Care Experience Reporting Forms be filed with the state of domicile and the NAIC by April 1?	NO
31. Will the Accident and Health Policy Experience Exhibit be filed by April 1?	NO
32. Will the Supplemental Health Care Exhibit (Parts 1, 2 and 3) be filed with the state of domicile and the NAIC by April 1?	NO
33. Will the regulator-only (non-public) Supplemental Health Care Exhibit's Expense Allocation Report be filed with the state of domicile and the NAIC by April 1?	NO
34. Will the Cybersecurity and Identity Theft Insurance Coverage Supplement be filed with the state of domicile and the NAIC by April 1?	NO

**AUGUST FILING**

35. Will Management's Report of Internal Control Over Financial Reporting be filed with the state of domicile by August 1?	YES
--	-----



Annual Statement for the year 2017 of the **Metropolitan Group Property and Casualty Insurance Company**  
**SUPPLEMENTAL EXHIBITS AND SCHEDULES INTERROGATORIES**

The following supplemental reports are required to be filed as part of your statement filing unless specifically waived by the domiciliary state. However, in the event that your domiciliary state waives the filing requirement, your response of WAIVED to the specific interrogatory will be accepted in lieu of filing a "NONE" report and a bar code will be printed below. If the supplement is required of your company but is not being filed for whatever reason enter SEE EXPLANATION and provide an explanation following the interrogatory questions.

**EXPLANATION:**

**BAR CODE:**

- 1.
- 2.
- 3.
- 4.
- 5.
- 6.
- 7.
- 8.
- 9.
- 10.
- 11.
12. The data for this supplement is not required to be filed.
13. The data for this supplement is not required to be filed.
14. The data for this supplement is not required to be filed.
15. The data for this supplement is not required to be filed.
16. The data for this supplement is not required to be filed.
17. The data for this supplement is not required to be filed.
18. The data for this supplement is not required to be filed.
19. The data for this supplement is not required to be filed.
- 20.
- 21.
22. The data for this supplement is not required to be filed.
23. The data for this supplement is not required to be filed.
24. The data for this supplement is not required to be filed.
25. The data for this supplement is not required to be filed.
26. The data for this supplement is not required to be filed.
27. The data for this supplement is not required to be filed.
28. The data for this supplement is not required to be filed.
29. The data for this supplement is not required to be filed.
30. The data for this supplement is not required to be filed.
31. The data for this supplement is not required to be filed.
32. The data for this supplement is not required to be filed.
33. The data for this supplement is not required to be filed.
34. The data for this supplement is not required to be filed.
- 35.



**Overflow Page  
NONE**

**Overflow Page  
NONE**

## 2017 ALPHABETICAL INDEX -- PROPERTY & CASUALTY ANNUAL STATEMENT BLANK

Assets	2	Schedule P-Part 2G-Special Liability (Ocean Marine, Aircraft (All Perils), Boiler & Machinery)	58
Cash Flow	5	Schedule P-Part 2H-Section 1-Other Liability-Occurrence	58
Exhibit of Capital Gains (Losses)	12	Schedule P-Part 2H-Section 2-Other Liability-Claims-Made	58
Exhibit of Net Investment Income	12	Schedule P-Part 2I-Spec. Prop. (Fire, Allied Lines, Inland Marine, Earthquake, Burglary, Theft)	59
Exhibit of Nonadmitted Assets	13	Schedule P-Part 2J-Auto Physical Damage	59
Exhibit of Premiums and Losses (State Page)	19	Schedule P-Part 2K-Fidelity, Surety	59
Five-Year Historical Data	17	Schedule P-Part 2L-Other (Including Credit, Accident and Health)	59
General Interrogatories	15	Schedule P-Part 2M-International	59
Jurat Page	1	Schedule P-Part 2N-Reinsurance - Nonproportional Assumed Property	60
Liabilities, Surplus and Other Funds	3	Schedule P-Part 2O-Reinsurance - Nonproportional Assumed Liability	60
Notes To Financial Statements	14	Schedule P-Part 2P-Reinsurance - Nonproportional Assumed Financial Lines	60
Overflow Page For Write-ins	100	Schedule P-Part 2R-Section 1-Products Liability-Occurrence	61
Schedule A-Part 1	E01	Schedule P-Part 2R-Section 2-Products Liability-Claims-Made	61
Schedule A-Part 2	E02	Schedule P-Part 2S-Financial Guaranty/Mortgage Guaranty	61
Schedule A-Part 3	E03	Schedule P-Part 2T-Warranty	61
Schedule A-Verification Between Years	SI02	Schedule P-Part 3A-Homeowners/Farmowners	62
Schedule B-Part 1	E04	Schedule P-Part 3B-Private Passenger Auto Liability/Medical	62
Schedule B-Part 2	E05	Schedule P-Part 3C-Commercial Auto/Truck Liability/Medical	62
Schedule B-Part 3	E06	Schedule P-Part 3D-Workers' Compensation (Excluding Excess Workers Compensation)	62
Schedule B-Verification Between Years	SI02	Schedule P-Part 3E-Commercial Multiple Peril	62
Schedule BA-Part 1	E07	Schedule P-Part 3F-Section 1 -Medical Professional Liability-Occurrence	63
Schedule BA-Part 2	E08	Schedule P-Part 3F-Section 2-Medical Professional Liability-Claims-Made	63
Schedule BA-Part 3	E09	Schedule P-Part 3G-Special Liability (Ocean Marine, Aircraft (All Perils), Boiler & Machinery)	63
Schedule BA-Verification Between Years	SI03	Schedule P-Part 3H-Section 1-Other Liability-Occurrence	63
Schedule D-Part 1	E10	Schedule P-Part 3H-Section 2-Other Liability-Claims-Made	63
Schedule D-Part 1A-Section 1	SI05	Schedule P-Part 3I-Spec. Prop. (Fire, Allied Lines, Inland Marine, Earthquake, Burglary, Theft)	64
Schedule D-Part 1A-Section 2	SI08	Schedule P-Part 3J-Auto Physical Damage	64
Schedule D-Part 2-Section 1	E11	Schedule P-Part 3K-Fidelity/Surety	64
Schedule D-Part 2-Section 2	E12	Schedule P-Part 3L-Other (Including Credit, Accident and Health)	64
Schedule D-Part 3	E13	Schedule P-Part 3M-International	64
Schedule D-Part 4	E14	Schedule P-Part 3N-Reinsurance - Nonproportional Assumed Property	65
Schedule D-Part 5	E15	Schedule P-Part 3O-Reinsurance - Nonproportional Assumed Liability	65
Schedule D-Part 6-Section 1	E16	Schedule P-Part 3P-Reinsurance - Nonproportional Assumed Financial Lines	65
Schedule D-Part 6-Section 2	E16	Schedule P-Part 3R-Section 1-Products Liability-Occurrence	66
Schedule D-Summary By Country	SI04	Schedule P-Part 3R-Section 2-Products Liability-Claims-Made	66
Schedule D-Verification Between Years	SI03	Schedule P-Part 3S-Financial Guaranty/Mortgage Guaranty	66
Schedule DA-Part 1	E17	Schedule P-Part 3T-Warranty	66
Schedule DA-Verification Between Years	SI10	Schedule P-Part 4A-Homeowners/Farmowners	67
Schedule DB-Part A-Section 1	E18	Schedule P-Part 4B-Private Passenger Auto Liability/Medical	67
Schedule DB-Part A-Section 2	E19	Schedule P-Part 4C-Commercial Auto/Truck Liability/Medical	67
Schedule DB-Part A-Verification Between Years	SI11	Schedule P-Part 4D-Workers' Compensation (Excluding Excess Workers Compensation)	67
Schedule DB-Part B-Section 1	E20	Schedule P-Part 4E-Commercial Multiple Peril	67
Schedule DB-Part B-Section 2	E21	Schedule P-Part 4F-Section 1-Medical Professional Liability-Occurrence	68
Schedule DB-Part B-Verification Between Years	SI11	Schedule P-Part 4F-Section 2-Medical Professional Liability-Claims-Made	68
Schedule DB-Part C-Section 1	SI12	Schedule P-Part 4G-Special Liability (Ocean Marine, Aircraft (All Perils), Boiler & Machinery)	68
Schedule DB-Part C-Section 2	SI13	Schedule P-Part 4H-Section 1-Other Liability-Occurrence	68
Schedule DB-Part D-Section 1	E22	Schedule P-Part 4H-Section 2-Other Liability-Claims-Made	68
Schedule DB-Part D-Section 2	E23	Schedule P-Part 4I-Spec. Prop. (Fire, Allied Lines, Inland Marine, Earthquake, Burglary & Theft)	69
Schedule DB-Verification	SI14	Schedule P-Part 4J-Auto Physical Damage	69
Schedule DL-Part 1	E24	Schedule P-Part 4K-Fidelity/Surety	69
Schedule DL-Part 2	E25	Schedule P-Part 4L-Other (Including Credit, Accident and Health)	69
Schedule E-Part 1-Cash	E26	Schedule P-Part 4M-International	69
Schedule E-Part 2-Cash Equivalents	E27	Schedule P-Part 4N-Reinsurance - Nonproportional Assumed Property	70
Schedule E-Part 3-Special Deposits	E28	Schedule P-Part 4O-Reinsurance - Nonproportional Assumed Liability	70
Schedule E-Verification Between Years	SI15	Schedule P-Part 4P-Reinsurance - Nonproportional Assumed Financial Lines	70
Schedule F-Part 1	20	Schedule P-Part 4R-Section 1-Products Liability-Occurrence	71
Schedule F-Part 2	21	Schedule P-Part 4R-Section 2-Products Liability-Claims-Made	71
Schedule F-Part 3	22	Schedule P-Part 4S-Financial Guaranty/Mortgage Guaranty	71
Schedule F-Part 4	23	Schedule P-Part 4T-Warranty	71
Schedule F-Part 5	24	Schedule P-Part 5A-Homeowners/Farmowners	72
Schedule F-Part 6-Section 1	25	Schedule P-Part 5B-Private Passenger Auto Liability/Medical	73
Schedule F-Part 6-Section 2	26	Schedule P-Part 5C-Commercial Auto/Truck Liability/Medical	74
Schedule F-Part 7	27	Schedule P-Part 5D-Workers' Compensation (Excluding Excess Workers Compensation)	75
Schedule F-Part 8	28	Schedule P-Part 5E-Commercial Multiple Peril	76
Schedule F-Part 9	29	Schedule P-Part 5F-Medical Professional Liability-Claims-Made	78
Schedule H-Accident and Health Exhibit-Part 1	30	Schedule P-Part 5F-Medical Professional Liability-Occurrence	77
Schedule H-Part 2, Part 3 and Part 4	31	Schedule P-Part 5H-Other Liability-Claims-Made	80
Schedule H-Part 5-Health Claims	32	Schedule P-Part 5H-Other Liability-Occurrence	79
Schedule P-Part 1-Summary	33	Schedule P-Part 5R-Products Liability-Claims-Made	82
Schedule P-Part 1A-Homeowners/Farmowners	35	Schedule P-Part 5R-Products Liability-Occurrence	81
Schedule P-Part 1B-Private Passenger Auto Liability/Medical	36	Schedule P-Part 5T-Warranty	83
Schedule P-Part 1C-Commercial Auto/Truck Liability/Medical	37	Schedule P-Part 6C-Commercial Auto/Truck Liability/Medical	84
Schedule P-Part 1D-Workers' Compensation (Excluding Excess Workers Compensation)	38	Schedule P-Part 6D-Workers' Compensation (Excluding Excess Workers Compensation)	84
Schedule P-Part 1E-Commercial Multiple Peril	39	Schedule P-Part 6E-Commercial Multiple Peril	85
Schedule P-Part 1F-Section 1-Medical Professional Liability-Occurrence	40	Schedule P-Part 6H-Other Liability-Claims-Made	86
Schedule P-Part 1F-Section 2-Medical Professional Liability-Claims-Made	41	Schedule P-Part 6H-Other Liability-Occurrence	85
Schedule P-Part 1G-Special Liability (Ocean, Marine, Aircraft (All Perils), Boiler & Machinery)	42	Schedule P-Part 6M-International	86
Schedule P-Part 1H-Section 1-Other Liability-Occurrence	43	Schedule P-Part 6N-Reinsurance - Nonproportional Assumed Property	87
Schedule P-Part 1H-Section 2-Other Liability-Claims-Made	44	Schedule P-Part 6O-Reinsurance - Nonproportional Assumed Liability	87
Schedule P-Part 1I-Spec. Prop. (Fire, Allied Lines, Inland Marine, Earthquake, Burglary & Theft)	45	Schedule P-Part 6R-Products Liability-Claims-Made	88
Schedule P-Part 1J-Auto Physical Damage	46	Schedule P-Part 6R-Products Liability-Occurrence	88
Schedule P-Part 1K-Fidelity/Surety	47	Schedule P-Part 7A-Primary Loss Sensitive Contracts	89
Schedule P-Part 1L-Other (Including Credit, Accident and Health)	48	Schedule P-Part 7B-Reinsurance Loss Sensitive Contracts	91
Schedule P-Part 1M-International	49	Schedule P Interrogatories	93
Schedule P-Part 1N-Reinsurance - Nonproportional Assumed Property	50	Schedule T-Exhibit of Premiums Written	94
Schedule P-Part 1O-Reinsurance - Nonproportional Assumed Liability	51	Schedule T-Part 2-Interstate Compact	95
Schedule P-Part 1P-Reinsurance - Nonproportional Assumed Financial Lines	52	Schedule Y-Information Concerning Activities of Insurer Members of a Holding Company Group	96
Schedule P-Part 1R-Section 1-Products Liability-Occurrence	53	Schedule Y-Detail of Insurance Holding Company System	97
Schedule P-Part 1R-Section 2-Products Liability-Claims-Made	54	Schedule Y-Part 2-Summary of Insurer's Transactions With Any Affiliates	98
Schedule P-Part 1S-Financial Guaranty/Mortgage Guaranty	55	Statement of Income	4
Schedule P-Part 1T-Warranty	56	Summary Investment Schedule	SI01
Schedule P-Part 2, Part 3 and Part 4 - Summary	34	Supplemental Exhibits and Schedules Interrogatories	99
Schedule P-Part 2A-Homeowners/Farmowners	57	Underwriting and Investment Exhibit Part 1	6
Schedule P-Part 2B-Private Passenger Auto Liability/Medical	57	Underwriting and Investment Exhibit Part 1A	7
Schedule P-Part 2C-Commercial Auto/Truck Liability/Medical	57	Underwriting and Investment Exhibit Part 1B	8
Schedule P-Part 2D-Workers' Compensation (Excluding Excess Workers Compensation)	57	Underwriting and Investment Exhibit Part 2	9
Schedule P-Part 2E-Commercial Multiple Peril	57	Underwriting and Investment Exhibit Part 2A	10
Schedule P-Part 2F-Section 1-Medical Professional Liability-Occurrence	58	Underwriting and Investment Exhibit Part 3	11
Schedule P-Part 2F-Section 2-Medical Professional Liability-Claims-Made	58		

### 2018 SCHEDULE F - PART 3

Ceded Reinsurance as of December 31, Current Year (000 Omitted)

1	2	3	4	5	6	Reinsurance Recoverable on								16	Reinsurance Payable		19	20	
						7	8	9	10	11	12	13	14		15	17			18
ID Number	NAIC Company Code	Name of Reinsurer	Domiciliary Jurisdiction	Special Code	Reinsurance Premiums Ceded	Paid Losses	Paid LAE	Known Case Loss Reserves	Known Case LAE Reserves	IBNR Loss Reserves	IBNR LAE Reserves	Unearned Premiums	Contingent Commissions	Col. 7 through 14 Totals	Amount in Dispute Include in Column 15	Ceded Balances Payable	Other Amounts Due to Reinsurers	Net Amount Recoverable from Reinsurers (Cols. 15 - [17 + 18])	Funds Held by Company Under Reinsurance Treaties
														.0				0	

### 2018 SCHEDULE F - PART 3 (Continued)

Ceded Reinsurance as of December 31, Current Year (000 Omitted)

ID Number from Col. 1	Name of Reinsurer from Col. 3	Collateral				25  Total Funds Held & Collateral (Cols. 17 + 18 + 20 + 21 + 22 + 24; but not in Excess of Col. 15)	26  Net Recoverable Net of Funds Held & Collateral (Cols. 15 - 25)	27  Applicable Sch. F Penalty (Col. 78)	Ceded Reinsurance Credit Risk									
		21  Multiple Beneficiary Trusts	22  Letters of Credit	23  Issuing or Confirming Bank Reference Number	24  Single Beneficiary Trusts & Other Allowable Collateral				28  Total Amount Recoverable from Reinsurers Less Penalty (Cols. 15 - 27)	29  Stressed Recoverable (Col. 28 * 120%)	30  Reinsurance Payable & Funds Held (Cols. 17 + 18 + 20; but not in Excess of Col. 29)	31  Stressed Recoverable (Cols. 29 - 30)	32  Total Collateral (Cols. 21 + 22 + 24; but not in Excess of Col. 31)	33  Stressed Net Recoverable Net of Collateral Offsets (Cols. 31 - 32)	34  Reinsurer Designation Equivalent	35  Credit Risk on Collateralized Recoverables (Col. 32 * Factor Applicable to Reinsurer Designation Equivalent in Col. 34)	36  Credit Risk on Uncollateralized Recoverables (Col. 33 * Factor Applicable to Reinsurer Designation Equivalent in Col. 34)	
.....	.....	.....	.....	.....	.....	.....	.....	.....	.....	.....	.....	.....	.....	.....	.....	.....	.....	.....

**2018 SCHEDULE F - PART 3 (Continued)**  
 Ceded Reinsurance as of December 31, Current Year (000 Omitted)

ID Number from Col. 1	Name of Reinsurer from Col. 3	Reinsurance Recoverable on Paid Losses and Paid Loss Adjustment Expenses						44  Total Recoverable on Paid Losses & LAE Amounts in Dispute Included in Col. 43	45  Recoverable on Paid Losses & LAE Over 90 Days Past Due Amounts in Dispute Included in Cols. 40 & 41	46  Total Recoverable on Paid Losses & LAE Amounts Not in Dispute (Cols. 43 - 44)	47  Recoverable on Paid Losses & LAE Over 90 Days Past Due Amounts Not in Dispute (Cols. 40 + 41 - 45)	48  Amounts Received Prior 90 Days	49  Percentage Overdue (Col. 42 / Col. 43)	50  Percentage of Amounts More Than 90 Days Overdue Not in Dispute (Col. 47 / [Cols. 46 + 48])	51  Percentage More Than 120 Days Overdue (Col. 41 / Col. 43)	52  Is the Amount in Col. 50 Less than 20%? (Yes or No)	53  Amounts in Col. 47 for Reinsurers with Values Less Than 20% in Col. 50	
		37	Overdue				43  Total Due Cols. 37 + 42 (In Total Should Equal Cols. 7 + 8)											
		Current	38 1 to 29 Days	39 30 - 90 Days	40 91 - 120 Days	41 Over 120 Days												42 Total Overdue Cols. 38 + 39 + 40 + 41
.....	.....	.....	.....	.....	.....	.....	.....	.....	.....	.....	.....	.....	.....	.....	.....	.....	.....	.....



**2018 SCHEDULE F - PART 3 (Continued)**  
 Ceded Reinsurance as of December 31, Current Year (000 Omitted)

ID Number from Col. 1	Name of Reinsurer from Col. 3	Provision for Certified Reinsurance													Complete if Col. 52 = "No"; Otherwise Enter 0			69  Provision for Overdue Reinsurance Ceded to Certified Reinsurers (Greater of [Cols. 62 + 65] or Col. 68; Not to Exceed Col. 63)
		54	55	56	57	58	59	60	61	62	63	64	65	66	67	68		
		Certified Reinsurer Rating (1 through 6)	Effective Date of Certified Reinsurer Rating	Percent Collateral Required for Full Credit (0% through 100%)	Catastrophe Recoverables Qualifying for Collateral Deferral	Net Recoverables Subject to Collateral Requirements for Full Credit (Cols. 19 - 57)	Dollar Amount of Collateral Required (Col. 56 * Col. 58)	Percent of Collateral Provided for Net Recoverables Subject to Collateral Requirements ((Col. 20 + Col. 21 + Col. 22 + Col. 24) / Col. 58)	Percent Credit Allowed on Net Recoverables Subject to Collateral Requirements (Col. 60 / Col. 56, but Not to Exceed 100%)	20% of Recoverable on Paid Losses & LAE over 90 Days Past Due Amounts in Dispute (Col. 45 * 20%)	Amount of Credit Allowed for Net Recoverables (Col. 57 + [Col. 58 * Col. 61])	Provision for Reinsurance with Certified Reinsurers Due to Collateral Deficiency (Cols. 19 - 63)	20% of Recoverable on Paid Losses & LAE Over 90 Days Past Due Amounts Not in Dispute (Col. 47 * 20%)	Total Collateral Provided (Col. 20 + Col. 21 + Col. 22 + Col. 24 Not to Exceed Col. 63)	Net Unsecured Recoverable for Which Credit is Allowed (Cols. 63 - 66)	20% of Amount in Col. 67		
.....	.....	.....	.....	.....	.....	.....	.....	.....	.....	.....	.....	.....	.....	.....	.....	.....	.....	

**2018 SCHEDULE F - PART 3 (Continued)**  
 Ceded Reinsurance as of December 31, Current Year (000 Omitted)

ID Number from Col. 1	Name of Reinsurer from Col. 3	70  20% of Recoverable on Paid Losses & LAE Over 90 Days Past Due Amounts Not in Dispute (Col. 47 * 20%)	Provision for Unauthorized Reinsurance		Provision for Overdue Authorized Reinsurance		Total Provision for Reinsurance					
			71  Provision for Reinsurance with Unauthorized Reinsurers Due to Collateral Deficiency (Col. 26)	72  Provision for Overdue Reinsurance from Unauthorized Reinsurers and Amounts in Dispute (Col. 70 + 20% of the Amount in Col 16)	73  Complete if Col. 52 = "Yes"; Otherwise Enter 0. 20% of Recoverable on Paid Losses & LAE Over 90 Days Past Due Amounts Not in Dispute + 20% of Recoverable on Paid Losses and LAE Over 90 Days Past Due Amounts in Dispute ([Col. 47 * 20%] + [Col. 45 * 20%])	74  Complete if Col. 52 = "No"; Otherwise Enter 0. Greater of 20% of Net Recoverable Net of Funds Held & Collateral, or 20% of Recoverable on Paid Losses & LAE Over 90 Days Past Due (Greater of Col. 26*20 or Cols. [40 + 41]*20%)	75  Provision for Amounts Ceded to Authorized Reinsurers (Cols. 73 + 74)	76  Provision for Amounts Ceded to Unauthorized Reinsurers (Cols. 71 + 72 Not in Excess of Col. 15)	77  Provision for Amounts Ceded to Certified Reinsurers (Cols. 64 + 69)	78  Total Provision for Reinsurance (Cols. 75 + 76 + 77)		
.....	.....	.....	.....	.....	.....	.....	.....	.....	.....	.....	.....	.....