



QUARTERLY STATEMENT

As of September 30, 2017
of the Condition and Affairs of the

Metropolitan Group Property and Casualty Insurance Company

NAIC Group Code.....241, 241 <small>(Current Period) (Prior Period)</small>	NAIC Company Code..... 34339	Employer's ID Number..... 13-2915260
Organized under the Laws of RI	State of Domicile or Port of Entry RI	Country of Domicile US
Incorporated/Organized..... December 10, 1976	Commenced Business..... December 1, 1977	
Statutory Home Office	700 Quaker Lane..... Warwick RI US 02886-6669 <small>(Street and Number) (City or Town, State, Country and Zip Code)</small>	
Main Administrative Office	700 Quaker Lane..... Warwick RI US 02886-6669 <small>(Street and Number) (City or Town, State, Country and Zip Code)</small>	401-827-2400 <small>(Area Code) (Telephone Number)</small>
Mail Address	PO Box 350, 700 Quaker Lane..... Warwick RI US 02887-0350 <small>(Street and Number or P. O. Box) (City or Town, State, Country and Zip Code)</small>	
Primary Location of Books and Records	700 Quaker Lane..... Warwick RI US 02886-6669 <small>(Street and Number) (City or Town, State, Country and Zip Code)</small>	800-638-4208 <small>(Area Code) (Telephone Number)</small>
Internet Web Site Address	www.metlife.com	
Statutory Statement Contact	Kevin Paul Swift <small>(Name)</small> kswift@metlife.com <small>(E-Mail Address)</small>	800-638-4208 <small>(Area Code) (Telephone Number) (Extension)</small> 401-827-2315 <small>(Fax Number)</small>

OFFICERS

Name	Title	Name	Title
1. Kishore Ponnayolu	President	2. Maura Catherine Travers	Assistant General Counsel and Secretary
3. Michael John Bednarick	Vice President and Chief Financial Officer	4. John Dennis McCallion	Treasurer

OTHER

Zulfi Shafaat Ahmed #	Senior Vice President and Chief Information Security Officer	William Donald Anderson #	Vice President and Assistant Treasurer
Robert Edward Bean	Vice President	Kevin Chean	Vice President
Marlene Beverly Debel	Executive Vice President	Darla Ann Finchum	Vice President
Barbara Jean Furr	Vice President	Paul Edward Gavin #	Senior Vice President
Lorene Elsie Guardado #	Vice President	Lise Ann Hasegawa	Vice President
James William Koeger #	Vice President	Michelle Lee Kolodziejczak #	Vice President
Richard Paul Lonardo	Vice President	Mick Lloyd Noland	Senior Vice President
Robert Francis Nostramo	Senior Vice President and General Counsel	Christopher Timothy Rhodes	Vice President
Richard Andrew Stevens	Vice President and Controller	Calvin Tyrone Strong	Vice President

DIRECTORS OR TRUSTEES

Michael John Bednarick	Barbara Jean Furr	Kishore Ponnayolu
------------------------	-------------------	-------------------

State of..... Rhode Island
County of..... Kent

The officers of this reporting entity being duly sworn, each depose and say that they are the described officers of said reporting entity, and that on the reporting period stated above, all of the herein described assets were the absolute property of the said reporting entity, free and clear from any liens or claims thereon, except as herein stated, and that this statement, together with related exhibits, schedules and explanations therein contained, annexed or referred to, is a full and true statement of all the assets and liabilities and of the condition and affairs of the said reporting entity as of the reporting period stated above, and of its income and deductions therefrom for the period ended, and have been completed in accordance with the NAIC *Annual Statement Instructions and Accounting Practices and Procedures* manual except to the extent that: (1) state law may differ; or, (2) that state rules or regulations require differences in reporting not related to accounting practices and procedures, according to the best of their information, knowledge and belief, respectively. Furthermore, the scope of this attestation by the described officers also includes the related corresponding electronic filing with the NAIC, when required, that is an exact copy (except for formatting differences due to electronic filing) of the enclosed statement. The electronic filing may be requested by various regulators in lieu of or in addition to the enclosed statement.

Kishore Ponnayolu

Kishore Ponnayolu
President

Maura Catherine Travers

Maura Catherine Travers
Assistant General Counsel and Secretary

Michael John Bednarick

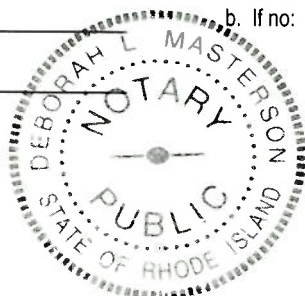
Michael John Bednarick
Vice President and Chief Financial Officer

Subscribed and sworn to before me
This 3rd day of November, 2017

a. Is this an original filing? Yes [X] No []
b. If no: 1. State the amendment number _____
2. Date filed _____
3. Number of pages attached _____

Deborah L. Masterson

Deborah L. Masterson
Notary
June 24, 2021



ASSETS

	Current Statement Date			4 December 31 Prior Year Net Admitted Assets
	1 Assets	2 Nonadmitted Assets	3 Net Admitted Assets (Cols. 1 - 2)	
1. Bonds.....	386,346,307	0	386,346,307	382,589,752
2. Stocks:				
2.1 Preferred stocks.....	0	0	0	0
2.2 Common stocks.....	0	0	0	0
3. Mortgage loans on real estate:				
3.1 First liens.....	0	0	0	0
3.2 Other than first liens.....	0	0	0	0
4. Real estate:				
4.1 Properties occupied by the company (less \$.....0 encumbrances).....	0	0	0	0
4.2 Properties held for the production of income (less \$.....0 encumbrances).....	0	0	0	0
4.3 Properties held for sale (less \$.....0 encumbrances).....	0	0	0	0
5. Cash (\$.....1,809,636), cash equivalents (\$.....13,981,170) and short-term investments (\$.....0).....	15,790,806	0	15,790,806	6,798,780
6. Contract loans (including \$.....0 premium notes).....	0	0	0	0
7. Derivatives.....	0	0	0	0
8. Other invested assets.....	0	0	0	0
9. Receivables for securities.....	43,750	0	43,750	302,581
10. Securities lending reinvested collateral assets.....	0	0	0	0
11. Aggregate write-ins for invested assets.....	0	0	0	0
12. Subtotals, cash and invested assets (Lines 1 to 11).....	402,180,863	0	402,180,863	389,691,113
13. Title plants less \$.....0 charged off (for Title insurers only).....	0	0	0	0
14. Investment income due and accrued.....	5,254,601	0	5,254,601	4,474,670
15. Premiums and considerations:				
15.1 Uncollected premiums and agents' balances in the course of collection.....	13,829,025	10,172,799	3,656,226	598,659
15.2 Deferred premiums, agents' balances and installments booked but deferred and not yet due (including \$.....0 earned but unbilled premiums).....	280,221,726	0	280,221,726	273,875,189
15.3 Accrued retrospective premiums (\$.....0) and contracts subject to redetermination (\$.....0).....	0	0	0	0
16. Reinsurance:				
16.1 Amounts recoverable from reinsurers.....	9,741,795	0	9,741,795	13,867,965
16.2 Funds held by or deposited with reinsured companies.....	73,798	0	73,798	73,798
16.3 Other amounts receivable under reinsurance contracts.....	0	0	0	0
17. Amounts receivable relating to uninsured plans.....	0	0	0	0
18.1 Current federal and foreign income tax recoverable and interest thereon.....	6,706,488	0	6,706,488	4,644,993
18.2 Net deferred tax asset.....	10,494,422	6,163,300	4,331,122	6,683,952
19. Guaranty funds receivable or on deposit.....	95,225	0	95,225	73,312
20. Electronic data processing equipment and software.....	0	0	0	0
21. Furniture and equipment, including health care delivery assets (\$.....0).....	0	0	0	0
22. Net adjustment in assets and liabilities due to foreign exchange rates.....	0	0	0	0
23. Receivables from parent, subsidiaries and affiliates.....	1,902	0	1,902	1,741,294
24. Health care (\$.....0) and other amounts receivable.....	0	0	0	0
25. Aggregate write-ins for other than invested assets.....	151,507	0	151,507	0
26. Total assets excluding Separate Accounts, Segregated Accounts and Protected Cell Accounts (Lines 12 through 25).....	728,751,352	16,336,099	712,415,253	695,724,945
27. From Separate Accounts, Segregated Accounts and Protected Cell Accounts.....	0	0	0	0
28. Total (Lines 26 and 27).....	728,751,352	16,336,099	712,415,253	695,724,945

DETAILS OF WRITE-INS

1101.....	0	0	0	0
1102.....	0	0	0	0
1103.....	0	0	0	0
1198. Summary of remaining write-ins for Line 11 from overflow page.....	0	0	0	0
1199. Totals (Lines 1101 thru 1103 plus 1198) (Line 11 above).....	0	0	0	0
2501. Other miscellaneous assets.....	151,507	0	151,507	0
2502.....	0	0	0	0
2503.....	0	0	0	0
2598. Summary of remaining write-ins for Line 25 from overflow page.....	0	0	0	0
2599. Totals (Lines 2501 thru 2503 plus 2598) (Line 25 above).....	151,507	0	151,507	0

Metropolitan Group Property and Casualty Insurance Company

LIABILITIES, SURPLUS AND OTHER FUNDS

	1 Current Statement Date	2 December 31 Prior Year
1. Losses (current accident year \$.....0).....	0	0
2. Reinsurance payable on paid losses and loss adjustment expenses.....	224,631	1,079,424
3. Loss adjustment expenses.....	0	0
4. Commissions payable, contingent commissions and other similar charges.....	0	0
5. Other expenses (excluding taxes, licenses and fees).....	0	0
6. Taxes, licenses and fees (excluding federal and foreign income taxes).....	0	0
7.1 Current federal and foreign income taxes (including \$.....0 on realized capital gains (losses)).....	0	0
7.2 Net deferred tax liability.....	0	0
8. Borrowed money \$.....0 and interest thereon \$.....0.....	0	0
9. Unearned premiums (after deducting unearned premiums for ceded reinsurance of \$....338,460,447 and including warranty reserves of \$.....0 and accrued accident and health experience rating refunds including \$.....0 for medical loss ratio rebate per the Public Health Service Act).....	0	0
10. Advance premium.....	0	0
11. Dividends declared and unpaid:		
11.1 Stockholders.....	0	0
11.2 Policyholders.....	0	0
12. Ceded reinsurance premiums payable (net of ceding commissions).....	283,743,017	273,876,587
13. Funds held by company under reinsurance treaties.....	297,399	297,399
14. Amounts withheld or retained by company for account of others.....	0	0
15. Remittances and items not allocated.....	0	0
16. Provision for reinsurance (including \$.....0 certified).....	4,501,542	4,501,542
17. Net adjustments in assets and liabilities due to foreign exchange rates.....	0	0
18. Drafts outstanding.....	0	0
19. Payable to parent, subsidiaries and affiliates.....	1,083,174	0
20. Derivatives.....	0	0
21. Payable for securities.....	0	0
22. Payable for securities lending.....	0	0
23. Liability for amounts held under uninsured plans.....	0	0
24. Capital notes \$.....0 and interest thereon \$.....0.....	0	0
25. Aggregate write-ins for liabilities.....	1,547,730	2,249,862
26. Total liabilities excluding protected cell liabilities (Lines 1 through 25).....	291,397,493	282,004,814
27. Protected cell liabilities.....	0	0
28. Total liabilities (Lines 26 and 27).....	291,397,493	282,004,814
29. Aggregate write-ins for special surplus funds.....	0	0
30. Common capital stock.....	3,000,000	3,000,000
31. Preferred capital stock.....	0	0
32. Aggregate write-ins for other than special surplus funds.....	0	0
33. Surplus notes.....	0	0
34. Gross paid in and contributed surplus.....	192,546,569	192,546,568
35. Unassigned funds (surplus).....	225,471,191	218,173,563
36. Less treasury stock, at cost:		
36.10.000 shares common (value included in Line 30 \$.....0).....	0	0
36.20.000 shares preferred (value included in Line 31 \$.....0).....	0	0
37. Surplus as regards policyholders (Lines 29 to 35, less 36).....	421,017,760	413,720,131
38. Totals (Page 2, Line 28, Col. 3).....	712,415,253	695,724,945

DETAILS OF WRITE-INS

2501. Accounts payable - other insurers.....	1,547,730	2,249,862
2502.	0	0
2503.	0	0
2598. Summary of remaining write-ins for Line 25 from overflow page.....	0	0
2599. Totals (Lines 2501 thru 2503 plus 2598) (Line 25 above).....	1,547,730	2,249,862
2901.	0	0
2902.	0	0
2903.	0	0
2998. Summary of remaining write-ins for Line 29 from overflow page.....	0	0
2999. Totals (Lines 2901 thru 2903 plus 2998) (Line 29 above).....	0	0
3201.	0	0
3202.	0	0
3203.	0	0
3298. Summary of remaining write-ins for Line 32 from overflow page.....	0	0
3299. Totals (Lines 3201 thru 3203 plus 3298) (Line 32 above).....	0	0

STATEMENT OF INCOME

	1 Current Year to Date	2 Prior Year to Date	3 Prior Year Ended December 31
UNDERWRITING INCOME			
1. Premiums earned:			
1.1 Direct..... (written \$.....567,463,595).....	552,247,924	536,190,001	720,242,371
1.2 Assumed..... (written \$.....3,189).....	3,189	(11,058)	(10,632)
1.3 Ceded..... (written \$.....567,466,784).....	552,251,113	536,178,943	720,231,739
1.4 Net..... (written \$.....0).....	0	0	0
DEDUCTIONS:			
2. Losses incurred (current accident year \$.....0):			
2.1 Direct.....	310,496,902	314,576,048	432,976,273
2.2 Assumed.....	0	1,924,924	26,436,294
2.3 Ceded.....	310,496,902	316,500,972	459,412,567
2.4 Net.....	0	0	0
3. Loss adjustment expenses incurred.....	0	0	0
4. Other underwriting expenses incurred.....	3,329	2,993	4,063
5. Aggregate write-ins for underwriting deductions.....	0	0	0
6. Total underwriting deductions (Lines 2 through 5).....	3,329	2,993	4,063
7. Net income of protected cells.....	0	0	0
8. Net underwriting gain (loss) (Line 1 minus Line 6 + Line 7).....	(3,329)	(2,993)	(4,063)
INVESTMENT INCOME			
9. Net investment income earned.....	12,581,011	12,045,794	16,121,603
10. Net realized capital gains (losses) less capital gains tax of \$.....(460,700).....	(861,686)	19,306	17,631
11. Net investment gain (loss) (Lines 9 + 10).....	11,719,325	12,065,100	16,139,234
OTHER INCOME			
12. Net gain or (loss) from agents' or premium balances charged off (amount recovered \$.....0 amount charged off \$.....9,116,576).....	(9,116,576)	(8,169,607)	(11,015,557)
13. Finance and service charges not included in premiums.....	746,108	814,892	1,076,687
14. Aggregate write-ins for miscellaneous income.....	6,852,106	16,202,111	18,786,267
15. Total other income (Lines 12 through 14).....	(1,518,362)	8,847,396	8,847,397
16. Net income before dividends to policyholders, after capital gains tax and before all other federal and foreign income taxes (Lines 8 + 11 + 15).....	10,197,634	20,909,503	24,982,568
17. Dividends to policyholders.....	237,553	0	0
18. Net income, after dividends to policyholders, after capital gains tax and before all other federal and foreign income taxes (Line 16 minus Line 17).....	9,960,081	20,909,503	24,982,568
19. Federal and foreign income taxes incurred.....	(1,600,795)	(194,984)	(3,043,187)
20. Net income (Line 18 minus Line 19) (to Line 22).....	11,560,876	21,104,487	28,025,755
CAPITAL AND SURPLUS ACCOUNT			
21. Surplus as regards policyholders, December 31 prior year.....	413,720,131	379,165,875	379,165,875
22. Net income (from Line 20).....	11,560,876	21,104,487	28,025,755
23. Net transfers (to) from Protected Cell accounts.....	0	0	0
24. Change in net unrealized capital gains or (losses) less capital gains tax of \$.....(4,221).....	16,281	0	(16,281)
25. Change in net unrealized foreign exchange capital gain (loss).....	0	0	0
26. Change in net deferred income tax.....	(1,632,001)	(4,286,075)	(8,092,910)
27. Change in nonadmitted assets.....	(2,647,527)	9,520,304	14,437,239
28. Change in provision for reinsurance.....	0	0	200,453
29. Change in surplus notes.....	0	0	0
30. Surplus (contributed to) withdrawn from protected cells.....	0	0	0
31. Cumulative effect of changes in accounting principles.....	0	0	0
32. Capital changes:			
32.1 Paid in.....	0	0	0
32.2 Transferred from surplus (Stock Dividend).....	0	0	0
32.3 Transferred to surplus.....	0	0	0
33. Surplus adjustments:			
33.1 Paid in.....	0	0	0
33.2 Transferred to capital (Stock Dividend).....	0	0	0
33.3 Transferred from capital.....	0	0	0
34. Net remittances from or (to) Home Office.....	0	0	0
35. Dividends to stockholders.....	0	0	0
36. Change in treasury stock.....	0	0	0
37. Aggregate write-ins for gains and losses in surplus.....	0	0	0
38. Change in surplus as regards policyholders (Lines 22 through 37).....	7,297,629	26,338,716	34,554,256
39. Surplus as regards policyholders, as of statement date (Lines 21 plus 38).....	421,017,760	405,504,591	413,720,131
DETAILS OF WRITE-INS			
0501.	0	0	0
0502.	0	0	0
0503.	0	0	0
0598. Summary of remaining write-ins for Line 5 from overflow page.....	0	0	0
0599. Totals (Lines 0501 thru 0503 plus 0598) (Line 5 above).....	0	0	0
1401. Restated quota share - dividends, write-offs, payment fees.....	8,608,021	8,847,396	9,938,871
1402. Funds held settlement.....	(1,755,915)	7,354,715	8,847,396
1403.	0	0	0
1498. Summary of remaining write-ins for Line 14 from overflow page.....	0	0	0
1499. Totals (Lines 1401 thru 1403 plus 1498) (Line 14 above).....	6,852,106	16,202,111	18,786,267
3701.	0	0	0
3702.	0	0	0
3703.	0	0	0
3798. Summary of remaining write-ins for Line 37 from overflow page.....	0	0	0
3799. Totals (Lines 3701 thru 3703 plus 3798) (Line 37 above).....	0	0	0

CASH FLOW

	1 Current Year to Date	2 Prior Year To Date	3 Prior Year Ended December 31
CASH FROM OPERATIONS			
1. Premiums collected net of reinsurance.....	(1,468,863)	(1,935,900)	(784,463)
2. Net investment income.....	12,241,186	11,657,111	16,534,513
3. Miscellaneous income.....	(1,518,362)	8,847,396	8,847,397
4. Total (Lines 1 through 3).....	9,253,961	18,568,607	24,597,447
5. Benefit and loss related payments.....	(3,271,377)	6,959,732	49,009,698
6. Net transfers to Separate Accounts, Segregated Accounts and Protected Cell Accounts.....	0	0	0
7. Commissions, expenses paid and aggregate write-ins for deductions.....	25,242	622,721	4,459,631
8. Dividends paid to policyholders.....	237,553	0	0
9. Federal and foreign income taxes paid (recovered) net of \$.....0 tax on capital gains (losses).....	0	3,900,000	(6,805,328)
10. Total (Lines 5 through 9).....	(3,008,582)	11,482,453	46,664,001
11. Net cash from operations (Line 4 minus Line 10).....	12,262,543	7,086,154	(22,066,554)
CASH FROM INVESTMENTS			
12. Proceeds from investments sold, matured or repaid:			
12.1 Bonds.....	61,582,879	72,518,573	77,434,669
12.2 Stocks.....	0	0	0
12.3 Mortgage loans.....	0	0	0
12.4 Real estate.....	0	0	0
12.5 Other invested assets.....	0	0	0
12.6 Net gains or (losses) on cash, cash equivalents and short-term investments.....	(1,406)	650	(154)
12.7 Miscellaneous proceeds.....	258,831	17,544	0
12.8 Total investment proceeds (Lines 12.1 to 12.7).....	61,840,304	72,536,767	77,434,515
13. Cost of investments acquired (long-term only):			
13.1 Bonds.....	67,085,422	90,948,351	103,364,095
13.2 Stocks.....	0	0	0
13.3 Mortgage loans.....	0	0	0
13.4 Real estate.....	0	0	0
13.5 Other invested assets.....	0	0	0
13.6 Miscellaneous applications.....	0	0	199,979
13.7 Total investments acquired (Lines 13.1 to 13.6).....	67,085,422	90,948,351	103,564,074
14. Net increase or (decrease) in contract loans and premium notes.....	0	0	0
15. Net cash from investments (Line 12.8 minus Line 13.7 and Line 14).....	(5,245,118)	(18,411,584)	(26,129,559)
CASH FROM FINANCING AND MISCELLANEOUS SOURCES			
16. Cash provided (applied):			
16.1 Surplus notes, capital notes.....	0	0	0
16.2 Capital and paid in surplus, less treasury stock.....	0	0	0
16.3 Borrowed funds.....	0	0	0
16.4 Net deposits on deposit-type contracts and other insurance liabilities.....	0	0	0
16.5 Dividends to stockholders.....	0	0	0
16.6 Other cash provided (applied).....	1,974,601	7,359,903	41,312,011
17. Net cash from financing and miscellaneous sources (Lines 16.1 through 16.4 minus Line 16.5 plus Line 16.6).....	1,974,601	7,359,903	41,312,011
RECONCILIATION OF CASH, CASH EQUIVALENTS AND SHORT-TERM INVESTMENTS			
18. Net change in cash, cash equivalents and short-term investments (Line 11 plus Line 15 plus Line 17).....	8,992,026	(3,965,527)	(6,884,102)
19. Cash, cash equivalents and short-term investments:			
19.1 Beginning of year.....	6,798,780	13,682,882	13,682,882
19.2 End of period (Line 18 plus Line 19.1).....	15,790,806	9,717,355	6,798,780
Note: Supplemental disclosures of cash flow information for non-cash transactions:			
20.0001 Security exchanges.....	7,621,577	0	0

NOTES TO THE FINANCIAL STATEMENTS

1. Summary of Significant Accounting Policies and Going Concern

A. Accounting Practices

Metropolitan Group Property and Casualty Insurance Company (the “Company”) presents the accompanying financial statements on the basis of accounting practices prescribed or permitted (“RI SAP”) by the State of Rhode Island (“RI”) Department of Business Regulation, Insurance Division (the “Department” or “RIDBR”).

The Department recognizes only the statutory accounting practices prescribed or permitted by Rhode Island in determining and reporting the financial condition and results of operations of an insurance company, in determining its solvency under the Rhode Island Insurance Law. In 2001, the National Association of Insurance Commissioners (“NAIC”) *Accounting Practices and Procedures Manual* (“NAIC SAP”) was adopted as the basis of RI SAP.

Rhode Island has not adopted any prescribed accounting practices that differ from those found in NAIC SAP. A reconciliation of the Company’s net income and capital and surplus between RI SAP and NAIC SAP is as follows:

	SSAP Number ⁽¹⁾	Financial Statement Page	Financial Statement Line Number	For the Nine Months Ended September 30, 2017	For the Year Ended December 31, 2016
Net income, RI SAP				\$ 11,560,876	\$ 28,025,755
State prescribed practices: NONE				—	—
State permitted practices: NONE				—	—
Net income, NAIC SAP				\$ 11,560,876	\$ 28,025,755
				September 30, 2017	December 31, 2016
Statutory capital and surplus, RI SAP				\$ 421,017,760	\$ 413,720,131
State prescribed practices: NONE				—	—
State permitted practices: NONE				—	—
Statutory capital and surplus, NAIC SAP				\$ 421,017,760	\$ 413,720,131

⁽¹⁾ Statement of Statutory Accounting Principles (“SSAP”).

B. No significant change.

C. Accounting Policy

(1-5) No significant change.

- (6) Mortgage-backed bonds, included in bonds, are generally stated at amortized cost using the scientific method unless they have a NAIC rating designation of 3, 4, 5, or 6, which are stated at the lower of amortized cost or fair value. Amortization of the discount or premium from the purchase of these securities considers the estimated timing and amount of prepayments of the underlying mortgage loans. Actual prepayment experience is periodically reviewed and effective yields are recalculated when differences arise between the prepayments originally anticipated and the actual prepayments received and currently anticipated. For credit-sensitive mortgage-backed and asset-backed bonds and certain prepayment-sensitive bonds (e.g., interest-only securities), the effective yield is recalculated on a prospective basis. For all other mortgage-backed and asset-backed bonds, the effective yield is recalculated on a retrospective basis.

For certain residential mortgage-backed securities (“RMBS”), both an initial and final NAIC designation is determined on a security-by-security basis based on a range of values published by the NAIC. The initial designation is used to determine the carrying value of the RMBS. RMBS with initial designations of 1 or 2 are stated at amortized cost, while RMBS with initial designations of 3, 4, 5 or 6 are stated at the lower of amortized cost or fair value. The final designation calculation compares this carrying value with a range of values, resulting in a final NAIC designation reported herein, which is used for all other accounting and reporting purposes.

For loan-backed securities, including asset-backed securities (“ABS”), which are not modeled, the NAIC relies on the second lowest NAIC Credit Rating Provider (“CRP”) rating to determine the initial NAIC designation. The second lowest CRP rating is used to determine the carrying value of the security, which is based on the NAIC’s estimate of expected losses, using an NAIC published formula. The carrying value of the security determines its final NAIC designation, which is used for reporting in the Annual Statement and in RBC calculations. This revised methodology does not apply to NAIC 1 and NAIC 6 securities which are rated at the second lowest CRP designation.

(7-13) No significant change.

D. Going Concern

Management does not have any substantial doubt about the Company’s ability to continue as a going concern.

2. Accounting Changes and Corrections of Errors

No significant change.

NOTES TO THE FINANCIAL STATEMENTS**3. Business Combinations and Goodwill**

No significant change.

4. Discontinued Operations

No significant change.

5. Investments

A-C. No significant change.

D. Loan-backed Securities

- (1) Prepayment assumptions were obtained from published broker dealer values and internal estimates.
- (2) a) The Company did not recognize any OTTI on the basis of the intent to sell during the nine months ended September 30, 2017.
- b) The Company did not recognize any OTTI on the basis of the inability or lack of intent to retain the investment in the security for a period of time sufficient to recover the amortized cost basis during the nine months ended September 30, 2017.
- (3) As of September 30, 2017, the Company has not recognized any OTTI on its loan-backed securities based on cash flow analysis.
- (4) At September 30, 2017, the estimated fair value and gross unrealized losses for loan-backed securities, aggregated by length of time the securities have been in a continuous loss position were as follows:
- | | | |
|----|--|--------------|
| a. | The aggregate amount of unrealized losses: | |
| | 1. Less than 12 Months | \$ 61,254 |
| | 2. 12 Months or Longer | \$ — |
| b. | The aggregate related fair value of securities with unrealized losses: | |
| | 1. Less than 12 Months | \$ 6,681,573 |
| | 2. 12 Months or Longer | \$ — |
- (5) The Company performs a regular evaluation, on a security-by-security basis, of its securities holdings in accordance with its OTTI policy in order to evaluate whether such investments are other-than temporarily impaired. Management considers a wide range of factors about the security issuer and uses its best judgment in evaluating the cause of the decline in the estimated fair value of the security and in assessing the prospects for near-term recovery. Factors considered include fundamentals of the industry and geographic area in which the security issuer operates, as well as overall macroeconomic conditions.

Projected future cash flows are estimated using assumptions derived from management's best estimates of likely scenario-based outcomes after giving consideration to a variety of variables that include, but are not limited to: (i) general payment terms of the security; (ii) the likelihood that the issuer can service the scheduled interest and principal payments; (iii) the quality and amount of any credit enhancements; (iv) the security's position within the capital structure of the issuer; (v) possible corporate restructurings or asset sales by the issuer; and (vi) changes to the rating of the security or the issuer by rating agencies.

Additional considerations are made when assessing the unique features that apply to certain loan-backed securities including, but are not limited to: (i) the quality of underlying collateral; (ii) expected prepayment speeds; (iii) current and forecasted loss severity; (iv) consideration of the payment terms of the underlying assets backing the security; and (v) the payment priority within the tranche structure of the security.

For loan-backed securities in an unrealized loss position as summarized in the immediately preceding table, the Company does not have the intent to sell the securities, believes it has the intent and ability to retain the security for a period of time sufficient to recover the carrying value of the security and, based on the cash flow modeling and other considerations as described above, believes these securities are not other than temporarily impaired.

E. Repurchase Agreements and/or Securities Lending Transactions

(1-2) No significant change.

(3) Collateral received

The Company did not receive any collateral in 2017 and 2016.

(4-7) No significant change.

F-H. No significant change.

NOTES TO THE FINANCIAL STATEMENTS**I. Working Capital Finance Investments**

The Company had no working capital finance investments as of September 30, 2017.

J. Offsetting and Netting of Assets and Liabilities

The Company had no assets and liabilities which are offset and reported net in accordance with a valid right to offset.

K. Structured Notes

A structured note is a direct debt issuance by a corporation, municipality, or government entity, ranking pari-passu with the issuer's other debt issuances of equal seniority where either: 1) the coupon and/or principal payments are linked, in whole or in part, to prices or payment streams from an index or indices, or assets deriving their value from other than the issuer's credit quality, or 2) the coupon and/or principal payments are leveraged by a formula that is different from either a fixed coupon, or a non-leveraged floating rate coupon linked to an interest rate index, including but not limited to London Interbank Offered Rate ("LIBOR") or the prime rate. Information regarding structured notes as of September 30, 2017 was as follows:

CUSIP	Actual Cost	Fair Value	Book Adjusted Carrying Value	Mortgage Referenced Security (YES/NO)
56501RAE6	\$ 2,282,895	\$ 2,272,946	\$ 2,281,014	NO

L. 5* Securities

No significant change.

M. Short Sales

The Company did not have any unsettled short sale transactions outstanding as of September 30, 2017.

The Company did not have any settled short sale transactions during the nine months ended September 30, 2017.

N. Prepayment Penalty and Acceleration Fees

The Company did not have any securities sold, redeemed or otherwise disposed of as a result of a callable feature, during the nine months ended September 30, 2017.

6. Joint Ventures, Partnerships and Limited Liability Companies

No significant change.

7. Investment Income**A. Due and accrued income is excluded from surplus on the following bases:**

All investment income due and accrued with amounts over 90 days past due are nonadmitted with the exception of mortgage loan investment income which is nonadmitted after 180 days, or if the underlying loan is in the process of foreclosure.

B. The total amount excluded was \$0 for the nine months ended September 30, 2017 and \$3,039 for the year ended December 31, 2016.**8. Derivative Instruments**

No significant change.

9. Income Taxes**A. The components of net deferred tax assets ("DTA") and deferred tax liabilities ("DTL") consisted of the following:**

	September 30, 2017		
	Ordinary	Capital	Total
Gross DTA	\$ 11,176,114	\$ —	\$ 11,176,114
Statutory valuation allowance adjustments	—	—	—
Adjusted gross DTA	11,176,114	—	11,176,114
DTA nonadmitted	(6,163,300)	—	(6,163,300)
Subtotal net admitted DTA	5,012,814	—	5,012,814
DTL	(34,845)	(646,847)	(681,692)
Net admitted DTA/(Net DTL)	\$ 4,977,969	\$ (646,847)	\$ 4,331,122

NOTES TO THE FINANCIAL STATEMENTS

	December 31, 2016		
	Ordinary	Capital	Total
Gross DTA	\$ 12,438,749	\$ 180,048	\$ 12,618,797
Statutory valuation allowance adjustments	—	—	—
Adjusted gross DTA	12,438,749	180,048	12,618,797
DTA nonadmitted	(5,258,202)	(180,048)	(5,438,250)
Subtotal net admitted DTA	7,180,547	—	7,180,547
DTL	(496,595)	—	(496,595)
Net admitted DTA/(Net DTL)	\$ 6,683,952	\$ —	\$ 6,683,952

	Change		
	Ordinary	Capital	Total
Gross DTA	\$ (1,262,635)	\$ (180,048)	\$ (1,442,683)
Statutory valuation allowance adjustments	—	—	—
Adjusted gross DTA	(1,262,635)	(180,048)	(1,442,683)
DTA nonadmitted	(905,098)	180,048	(725,050)
Subtotal net admitted DTA	(2,167,733)	—	(2,167,733)
DTL	461,750	(646,847)	(185,097)
Net admitted DTA/(Net DTL)	\$ (1,705,983)	\$ (646,847)	\$ (2,352,830)

Admission calculation components – SSAP No. 101, *Income Taxes*, (“SSAP 101”):

	September 30, 2017		
	Ordinary	Capital	Total
Federal income taxes paid in prior years recoverable through loss carrybacks	\$ —	\$ —	\$ —
Adjusted gross DTA expected to be realized (excluding the amount of DTA from above) after application of the threshold limitation (the lesser of 1 and 2 below)	4,977,969	(646,847)	4,331,122
1. Adjusted gross DTA expected to be realized following the balance sheet date	4,977,969	(646,847)	4,331,122
2. Adjusted gross DTA allowed per limitation threshold	XXX	XXX	62,502,996
Adjusted gross DTA (excluding the amount of DTA from above) offset by gross DTL	34,845	646,847	681,692
DTA admitted as the result of application of SSAP 101 total	\$ 5,012,814	\$ —	\$ 5,012,814

	December 31, 2016		
	Ordinary	Capital	Total
Federal income taxes paid in prior years recoverable through loss carrybacks	\$ 5,000	\$ —	\$ 5,000
Adjusted gross DTA expected to be realized (excluding the amount of DTA from above) after application of the threshold limitation (the lesser of 1 and 2 below)	6,678,952	—	6,678,952
1. Adjusted gross DTA expected to be realized following the balance sheet date	6,678,952	—	6,678,952
2. Adjusted gross DTA allowed per limitation threshold	XXX	XXX	61,055,427
Adjusted gross DTA (excluding the amount of DTA from above) offset by gross DTL	496,595	—	496,595
DTA admitted as the result of application of SSAP 101 total	\$ 7,180,547	\$ —	\$ 7,180,547

	Change		
	Ordinary	Capital	Total
Federal income taxes paid in prior years recoverable through loss carrybacks	\$ (5,000)	\$ —	\$ (5,000)
Adjusted gross DTA expected to be realized (excluding the amount of DTA from above) after application of the threshold limitation (the lesser of 1 and 2 below)	(1,700,983)	(646,847)	(2,347,830)
1. Adjusted gross DTA expected to be realized following the balance sheet date	(1,700,983)	(646,847)	(2,347,830)
2. Adjusted gross DTA allowed per limitation threshold	XXX	XXX	1,447,569
Adjusted gross DTA (excluding the amount of DTA from above) offset by gross DTL	(461,750)	646,847	185,097
DTA admitted as the result of application of SSAP 101 total	\$ (2,167,733)	\$ —	\$ (2,167,733)

NOTES TO THE FINANCIAL STATEMENTS

	<u>2017</u>	<u>2016</u>
RBC percentage used to determine recovery period and threshold limitation amount	9625%	9403%
Amount of total adjusted capital used to determine recovery period and threshold limitation	\$ 416,686,638	\$ 407,036,179

Management believes the Company will be able to utilize the DTA in the future without any tax planning strategies.

Do the Company's tax planning strategies include the use of reinsurance? No

- B. All DTL were recognized as of September 30, 2017 and 2016.
- C. Current income taxes incurred consisted of the following major components:

	<u>September 30, 2017</u>	<u>December 31, 2016</u>
Federal	\$ (1,600,795)	\$ (3,043,187)
Foreign	—	—
Subtotal	(1,600,795)	(3,043,187)
Federal income tax on net capital gains (losses)	(460,700)	287,442
Utilization of capital loss carryforwards	—	—
Other	—	—
Federal and foreign income taxes incurred	<u>\$ (2,061,495)</u>	<u>\$ (2,755,745)</u>

The changes in the main components of deferred income tax amounts were as follows:

DTA:	<u>September 30, 2017</u>	<u>December 31, 2016</u>	<u>Change</u>
Ordinary:			
Discounting of unpaid losses	\$ —	\$ —	\$ —
Unearned premium reserve	—	—	—
Policyholder reserves	1,143,696	1,144,876	(1,180)
Investments	363,092	—	363,092
Deferred acquisition costs	—	—	—
Policyholder dividends accrual	—	—	—
Fixed assets	—	—	—
Compensation and benefits accrual	—	—	—
Pension accrual	—	—	—
Receivables - nonadmitted	—	—	—
Net operating loss carryforward	1,417,489	—	(2,381,900)
Tax credit carryforwards	3,200,149	3,115,662	84,487
Other (including items <5% of total ordinary tax assets)	1,491,208	1,491,208	—
Nonadmitted assets	3,560,480	2,887,614	672,866
Subtotal	<u>11,176,114</u>	<u>12,438,749</u>	<u>(1,262,635)</u>
Statutory valuation allowance adjustment	—	—	—
Nonadmitted	<u>(6,163,300)</u>	<u>(5,258,202)</u>	<u>(905,098)</u>
Admitted ordinary DTA	<u>5,012,814</u>	<u>7,180,547</u>	<u>(2,167,733)</u>
Capital:			
Investments	—	180,048	(180,048)
Net capital loss carryforward	—	—	—
Real estate	—	—	—
Other (including items <5% of total capital tax assets)	—	—	—
Subtotal	<u>—</u>	<u>180,048</u>	<u>(180,048)</u>
Statutory valuation allowance adjustment	—	—	—
Nonadmitted	<u>—</u>	<u>(180,048)</u>	<u>180,048</u>
Admitted capital DTA	<u>—</u>	<u>—</u>	<u>—</u>
Admitted DTA	<u>\$ 5,012,814</u>	<u>\$ 7,180,547</u>	<u>\$ (2,167,733)</u>

NOTES TO THE FINANCIAL STATEMENTS

	<u>September 30, 2017</u>	<u>December 31, 2016</u>	<u>Change</u>
DTL :			
Ordinary:			
Investments	\$ —	\$ (461,750)	\$ 461,750
Fixed assets	—	—	—
Deferred and uncollected premiums	—	—	—
Policyholder reserves	—	—	—
Other (including items <5% of total ordinary tax liabilities)	(34,845)	(34,845)	—
Subtotal	<u>(34,845)</u>	<u>(496,595)</u>	461,750
Capital:			
Investments	(646,847)	—	(646,847)
Real estate	—	—	—
Other (including items <5% of total capital tax liabilities)	—	—	—
Subtotal	<u>(646,847)</u>	<u>—</u>	<u>(646,847)</u>
DTL	<u>\$ (681,692)</u>	<u>\$ (496,595)</u>	<u>\$ (185,097)</u>
Net DTA/(DTL)	<u>\$ 4,331,122</u>	<u>\$ 6,683,952</u>	<u>\$ (2,352,830)</u>
		Change in nonadmitted DTA	725,050
		Tax effect of unrealized gains (losses)	(4,221)
		Change in net DTA	<u>\$ (1,632,001)</u>

- D. The provision for Federal and foreign income taxes incurred is different from that which would be obtained by applying the statutory Federal income tax rate to net gain (loss) from operations after dividends to policyholders and before Federal income tax. The significant items causing the difference were as follows:

	<u>September 30, 2017</u>
Net gain (loss) from operations after dividends to policyholders and before Federal income tax @ 35%	\$ 3,787,618
Net realized capital gains (losses) @ 35%	(462,835)
Tax effect of:	
Other	1,750
Fines, fees and other nondeductible expenses	7
Change in nonadmitted assets	(672,866)
Tax exempt income	(3,083,168)
Total statutory income taxes (benefit)	<u>\$ (429,494)</u>
Federal and foreign income taxes incurred including tax on realized capital gains	\$ (2,061,495)
Change in net DTA	1,632,001
Total statutory income taxes (benefit)	<u>\$ (429,494)</u>

- E. (1) As of September 30, 2017, the Company had net operating loss carry forwards which will expire as follows:

<u>Year of expiration</u>	<u>Net operating loss carryforwards</u>
2035	\$ 4,049,969

The Company had no net capital loss carryforwards.

The Company had tax credit carryforwards which will expire as follows:

<u>Year of expiration</u>	<u>Tax credit carryforwards</u>
Indefinite	\$ 3,200,149

- (2) The Company had no Federal income taxes available at September 30, 2017 for recoupment in the event of future net losses.
- (3) The Company had no deposits under Section 6603 of the Internal Revenue Code of 1986, as amended ("IRC") during 2017.

F-G. No significant change.

NOTES TO THE FINANCIAL STATEMENTS**10. Information Concerning Parents, Subsidiaries, Affiliates and Other Related Parties**

A-C. No significant change.

D. The Company had \$1,902 receivable and \$1,083,174 payable with affiliates as of September 30, 2017. The Company had \$1,741,294 receivable and did not have any payables with affiliates as of December 31, 2016. Amounts receivable and payable are expected to be settled within 90 days.

E-N. No significant change.

11. Debt

A. No significant change.

B. The Company has not issued any debt to the Federal Home Loan Bank.

12. Retirement Plans, Deferred Compensation, Postemployment Benefits and Compensated Absences and Other Postretirement Benefit Plans

As of September 30, 2017, the Company did not sponsor any retirement plans, deferred compensation plans, postemployment benefit plans or other postretirement plans.

13. Capital Surplus, Shareholder's Dividend Restrictions and Quasi Reorganizations

No significant change.

14. Liabilities, Contingencies and Assessments

A-F. No significant change.

G. All Other Contingencies

All of the information in this footnote is being reported on a combined basis for the Company and its subsidiaries and affiliates.

In *Chen v Rasoilo*, the Company anticipates a bad faith suit arising from a \$4,150,000 judgment against a policyholder insured by the Company. The insured is likely to claim that his personal exposure of \$3,900,000 was due to the Company's failure to settle the claim within the \$250,000 policy limit. At the trial in July, 2016 the jury awarded Chen approximately \$3,350,000 in damages, plus interest and fees. A preliminary opinion from appellate counsel on chances for a successful appeal of the verdict against our policyholder is not encouraging.

In *Beck v Metropolitan Property and Casualty Insurance Company* ("MPC"), an Oregon jury determined that MPC breached the homeowner policy by failing to fully compensate the insured for a property damage claim. As part of the compensation to the insured, the Court awarded attorney fees of \$1,200,000. MPC is appealing the award.

In *Martin v Miner*, the Company anticipates a bad faith claim arising from the Company's alleged failure to timely offer the policy limits to the plaintiff in order to settle his claim against the Company's insured. The Company will vigorously defend the underlying claim against its insured and any subsequent bad faith claim.

In *Palmer v Black*, MPC anticipates a bad faith suit arising from the alleged failure to respond to a "time demand" that provided an opportunity to settle the claim against the insured for his policy limits. MPC will vigorously defend the underlying claim against its insured and any subsequent bad faith claim.

In *Tontodonato v MPC*, the plaintiff filed suit for spoliation of evidence, claiming MPC failed to preserve the insured's vehicle in which, as a passenger, he suffered serious injuries due to its alleged defective design. MPC is vigorously defending the suit.

Various litigation claims, and assessments against the Company, in addition to those discussed above and those otherwise provided for in the Company's financial statements, have arisen in the course of the Company's business, including but not limited to, in connection with its activities as an insurer, employer and taxpayer. Further, state insurance regulatory authorities and other federal and state authorities regularly make inquiries and conduct investigations concerning the Company's compliance with applicable insurance and other laws and regulations.

It is not feasible to predict or determine the ultimate outcome of all pending investigations and legal proceedings or provide reasonable ranges of potential losses, except as noted above in connection with specific matters. In some of the matters referred to above, very large and/or indeterminate amounts, including punitive and treble damages, are sought. Although in light of these considerations it is possible that an adverse outcome in certain cases could have a material adverse effect upon the Company's financial position, based on information currently known by the Company's management, in its opinion, the outcomes of such pending investigations and legal proceedings are not likely to have such an effect. However, given the large and/or indeterminate amounts sought in certain of these matters and the inherent unpredictability of litigation, it is possible that an adverse outcome in certain matters could, from time to time, have a material adverse effect on the Company's financial statements.

NOTES TO THE FINANCIAL STATEMENTS

15. Leases

No significant change.

16. Information about Financial Instruments with Off-Balance Sheet Risk and Financial Instruments with Concentrations of Credit Risk

No significant change.

17. Sale, Transfer and Servicing of Financial Assets and Extinguishments of Liabilities

A. Transfers of Receivables Reported as Sales

No significant change.

B. Transfer and Servicing of Financial Assets

The Company did not participate in the transfer or servicing of financial assets during the nine months ended September 30, 2017.

C. Wash Sales

(1) In the course of the Company's asset management, securities are not sold and reacquired within 30 days of the sale date to enhance the Company's yield on its investment portfolio. There may be occasional isolated incidents where wash sales occur.

(2) The Company had no wash sales with an NAIC designation 3 or below or unrated securities during the quarter ended September 30, 2017.

18. Gain or Loss to the Reporting Entity from Uninsured Plans and the Uninsured Portion of Partially Insured Plans

No significant change.

19. Direct Premium Written/Produced by Managing General Agents/Third Party Administrators

No significant change.

20. Fair Value Information

A. At September 30, 2017, the Company's Statutory Statements of Admitted Assets, Liabilities and Capital and Surplus had no financial assets and liabilities measured and reported at estimated fair value.

B. The Company provides additional fair value information in Note 5.

C. Estimated Fair Value of All Financial Instruments

Information related to the aggregate fair value of financial instruments is shown below at:

	September 30, 2017					
	Aggregate Fair Value	Admitted Value	Level 1	Level 2	Level 3	Not Practicable (Carrying Value)
Assets						
Bonds	\$ 403,914,083	\$ 386,346,307	\$ 6,690,084	\$ 392,366,671	\$ 4,857,328	\$ —
Cash, cash equivalents and short-term investments	15,790,806	15,790,806	15,790,806	—	—	—
Investment income due and accrued	5,254,601	5,254,601	—	5,254,601	—	—
Total assets	<u>\$ 424,959,490</u>	<u>\$ 407,391,714</u>	<u>\$ 22,480,890</u>	<u>\$ 397,621,272</u>	<u>\$ 4,857,328</u>	<u>\$ —</u>
	December 31, 2016					
	Aggregate Fair Value	Admitted Value	Level 1	Level 2	Level 3	Not Practicable (Carrying Value)
Assets						
Bonds	\$ 395,197,875	\$ 382,589,752	\$ 6,768,572	\$ 388,429,303	\$ —	\$ —
Cash, cash equivalents and short-term investments	6,798,780	6,798,780	6,798,780	—	—	—
Investment income due and accrued	4,474,670	4,474,670	—	4,474,670	—	—
Total assets	<u>\$ 406,471,325</u>	<u>\$ 393,863,202</u>	<u>\$ 13,567,352</u>	<u>\$ 392,903,973</u>	<u>\$ —</u>	<u>\$ —</u>

Assets and Liabilities

The methods and significant assumptions used to estimate the fair value of all financial instruments are presented below.

The Company defines fair value as the price that would be received to sell an asset or paid to transfer a liability (an exit price) in the principal or most advantageous market for the asset or liability in an orderly transaction between market participants on the measurement date. In most cases, the exit price and the transaction (or entry) price will be the same at initial recognition.

NOTES TO THE FINANCIAL STATEMENTS

When developing estimated fair values, the Company considers two broad valuation techniques: (i) the market approach and (ii) the income approach. The Company determines the most appropriate valuation technique to use, given what is being measured and the availability of sufficient inputs, giving priority to observable inputs.

The Company categorizes its financial assets and liabilities into a three-level hierarchy, based on the significant input with the lowest level in their valuation. The input levels are as follows. Level 1 - Unadjusted quoted prices for identical assets or liabilities. The Company defines active markets based on average trading volume for common stock. The size of the bid/ask spread is used as an indicator of market activity for bonds. Level 2 - Quoted prices in markets that are not active or inputs that are observable either directly or indirectly. These inputs can include quoted prices for similar but not identical assets or liabilities other than quoted prices in Level 1, quoted prices in markets that are not active, or other significant inputs that are observable or can be derived principally from or corroborated by observable market data for substantially the full term of the assets or liabilities. Level 3 - Unobservable inputs that are supported by little or no market activity and are significant to the determination of estimated fair value of the assets and liabilities. Unobservable inputs reflect the reporting entity's own assumptions about the assumptions that market participants would use in pricing the asset or liability.

In general, investments classified within Level 3 use many of the same valuation techniques and inputs as described in the Level 2 discussions below. However, if key inputs are unobservable, or if the investments are less liquid and there is very limited trading activity, the investments are generally classified as Level 3. The use of independent non-binding broker quotations to value investments generally indicates there is a lack of liquidity or the general lack of transparency in the process to develop the valuation estimates generally causing these investments to be classified in Level 3.

Bonds, Cash, Cash Equivalents and Short-term Investments

When available, the estimated fair value for bonds, including loan-backed securities cash equivalents and short-term investments, are based on quoted prices in active markets that are readily and regularly obtainable. Generally, these investments are classified in Level 1, are the most liquid of the Company's securities holdings and valuation of these securities does not involve management's judgment.

When quoted prices in active markets are not available, the determination of estimated fair value is based on market standard valuation methodologies, giving priority to observable inputs. The significant inputs to the market standard valuation methodologies for certain types of securities with reasonable levels of price transparency are inputs that are observable in the market or can be derived principally from or corroborated by observable market data. Generally, these investments are classified in Level 2.

When observable inputs are not available, the market standard valuation methodologies rely on inputs that are significant to the estimated fair value that are not observable in the market or cannot be derived principally from or corroborated by observable market data. These unobservable inputs can be based in large part on management's judgment or estimation, and cannot be supported by reference to market activity. Even though these inputs are unobservable, management believes they are consistent with what other market participants would use when pricing such securities and are considered appropriate given the circumstances. Generally, these investments are classified in Level 3.

The estimated fair value for cash approximates carrying value and is classified as Level 1 given the nature of cash.

The use of different methodologies, assumptions and inputs may have a material effect on the estimated fair values of the Company's securities holdings.

Investment Income Due and Accrued

Due to the short-term nature of investment income due and accrued, the Company believes there is minimal risk of material changes in interest rates or the credit of the issuer such that estimated fair value approximates carrying value. These amounts are generally classified as Level 2.

D. At September 30, 2017, the Company had no investments where it was not practicable to estimate fair value.

21. Other Items

No significant change.

22. Events Subsequent

The Company has evaluated events subsequent to September 30, 2017 through November 10, 2017, which is the date these financial statements were available to be issued, and has determined there are no material subsequent events requiring adjustment to or disclosure in the financial statements.

The Company is not subject to the annual fee imposed under section 9010 of the Patient Protection and Affordable Care Act ("ACA").

23. Reinsurance

No significant change.

24. Retrospectively Rated Contracts & Contracts Subject to Redetermination

A-E. No significant change.

NOTES TO THE FINANCIAL STATEMENTS

F. The Company is not subject to the risk sharing provision of the ACA.

25. *Change in Incurred Losses and Loss Adjustment Expenses*

The Company had no change in incurred losses and no loss adjustment expenses in the nine months ended September 30, 2017.

26. *Intercompany Pooling Arrangements*

No significant change.

27. *Structured Settlements*

No significant change.

28. *Health Care Receivables*

No significant change.

29. *Participating Policies*

No significant change.

30. *Premium Deficiency Reserves*

No significant change.

31. *High Deductibles*

No significant change.

32. *Discounting of Liabilities for Unpaid Losses or Unpaid Loss Adjustment Expenses*

No significant change.

33. *Asbestos/Environmental (Mass Tort) Reserves*

No significant change.

34. *Subscriber Savings Accounts*

No significant change.

35. *Multiple Peril Crop Insurance*

No significant change.

36. *Financial Guaranty Insurance*

A. No significant change.

B. As of September 30, 2017, the Company did not have any financial guaranty contracts.

GENERAL INTERROGATORIES**PART 1 - COMMON INTERROGATORIES****GENERAL**

- 1.1 Did the reporting entity experience any material transactions requiring the filing of Disclosure of Material Transactions with the State of Domicile, as required by the Model Act? Yes [] No [X]
- 1.2 If yes, has the report been filed with the domiciliary state? Yes [] No []
- 2.1 Has any change been made during the year of this statement in the charter, by-laws, articles of incorporation, or deed of settlement of the reporting entity? Yes [] No [X]

2.2 If yes, date of change: _____

- 3.1 Is the reporting entity a member of an Insurance Holding Company System consisting of two or more affiliated persons, one or more of which is an insurer? If yes, complete Schedule Y, Parts 1 and 1A. Yes [X] No []
- 3.2 Have there been any substantial changes in the organizational chart since the prior quarter end? Yes [X] No []
- 3.3 If the response to 3.2 is yes, provide a brief description of those changes.

Various mergers, reorganizations and formations - See Schedule Y Part 1, Organization Chart - regarding information concerning activities of insurer members of a holding company group.

- 4.1 Has the reporting entity been a party to a merger or consolidation during the period covered by this statement? Yes [] No [X]
- 4.2 If yes, provide name of entity, NAIC Company Code, and state of domicile (use two letter state abbreviation) for any entity that has ceased to exist as a result of the merger or consolidation.

1	2	3
Name of Entity	NAIC Company Code	State of Domicile
	0	

5. If the reporting entity is subject to a management agreement, including third-party administrator(s), managing general agent(s), attorney-in-fact, or similar agreement, have there been any significant changes regarding the terms of the agreement or principals involved? If yes, attach an explanation. Yes [] No [X] N/A []

6.1 State as of what date the latest financial examination of the reporting entity was made or is being made. 12/31/2016

6.2 State the as of date that the latest financial examination report became available from either the state of domicile or the reporting entity. This date should be the date of the examined balance sheet and not the date the report was completed or released. 12/31/2011

6.3 State as of what date the latest financial examination report became available to other states or the public from either the state of domicile or the reporting entity. This is the release date or completion date of the examination report and not the date of the examination (balance sheet date). 05/28/2013

6.4 By what department or departments?

Rhode Island Insurance Division / Department of Business Regulation

6.5 Have all financial statement adjustments within the latest financial examination report been accounted for in a subsequent financial statement filed with Departments? Yes [] No [] N/A [X]

6.6 Have all of the recommendations within the latest financial examination report been complied with? Yes [X] No [] N/A []

7.1 Has this reporting entity had any Certificates of Authority, licenses or registrations (including corporate registration, if applicable) suspended or revoked by any governmental entity during the reporting period? Yes [] No [X]

7.2 If yes, give full information:

8.1 Is the company a subsidiary of a bank holding company regulated with the Federal Reserve Board? Yes [] No [X]

8.2 If response to 8.1 is yes, please identify the name of the bank holding company.

8.3 Is the company affiliated with one or more banks, thrifts or securities firms? Yes [X] No []

8.4 If the response to 8.3 is yes, please provide below the names and location (city and state of the main office) of any affiliates regulated by a federal regulatory services agency [i.e. the Federal Reserve Board (FRB), the Office of the Comptroller of the Currency (OCC), the Federal Deposit Insurance Corporation (FDIC) and the Securities Exchange Commission (SEC)] and identify the affiliate's primary federal regulator].

1	2	3	4	5	6
Affiliate Name	Location (City, State)	FRB	OCC	FDIC	SEC
Brighthouse Investment Advisers, LLC	Boston, MA				YES
MetLife Investment Advisers, LLC	Wilmington, DE				YES
MetLife Investors Distribution Company	New York, NY				YES
Brighthouse Securities, LLC	Charlotte, NC				YES
MetLife Investments Securities, LLC	Whippany, NJ				YES

9.1 Are the senior officers (principal executive officer, principal financial officer, principal accounting officer or controller, or persons performing similar functions) of the reporting entity subject to a code of ethics, which includes the following standards? Yes [X] No []

- (a) Honest and ethical conduct, including the ethical handling of actual or apparent conflicts of interest between personal and professional relationships;
- (b) Full, fair, accurate, timely and understandable disclosure in the periodic reports required to be filed by the reporting entity;
- (c) Compliance with applicable governmental laws, rules and regulations;
- (d) The prompt internal reporting of violations to an appropriate person or persons identified in the code; and
- (e) Accountability for adherence to the code.

9.11 If the response to 9.1 is No, please explain:

9.2 Has the code of ethics for senior managers been amended? Yes [] No [X]

9.21 If the response to 9.2 is Yes, provide information related to amendment(s).

9.3 Have any provisions of the code of ethics been waived for any of the specified officers? Yes [] No [X]

9.31 If the response to 9.3 is Yes, provide the nature of any waiver(s).

GENERAL INTERROGATORIES

PART 1 - COMMON INTERROGATORIES

FINANCIAL

- 10.1 Does the reporting entity report any amounts due from parent, subsidiaries or affiliates on Page 2 of this statement? Yes No
- 10.2 If yes, indicate any amounts receivable from parent included in the Page 2 amount: \$ 0

INVESTMENT

- 11.1 Were any of the stocks, bonds, or other assets of the reporting entity loaned, placed under option agreement, or otherwise made available for use by another person? (Exclude securities under securities lending agreements.) Yes No
- 11.2 If yes, give full and complete information relating thereto:
12. Amount of real estate and mortgages held in other invested assets in Schedule BA: \$ 0
13. Amount of real estate and mortgages held in short-term investments: \$ 0
- 14.1 Does the reporting entity have any investments in parent, subsidiaries and affiliates? Yes No
- 14.2 If yes, please complete the following:

- 14.21 Bonds
- 14.22 Preferred Stock
- 14.23 Common Stock
- 14.24 Short-Term Investments
- 14.25 Mortgage Loans on Real Estate
- 14.26 All Other
- 14.27 Total Investment in Parent, Subsidiaries and Affiliates (Subtotal Lines 14.21 to 14.26)
- 14.28 Total Investment in Parent included in Lines 14.21 to 14.26 above

	1 Prior Year End Book/Adjusted Carrying Value	2 Current Quarter Book/Adjusted Carrying Value
\$	0	\$ 0
	0	0
	0	0
	0	0
	0	0
	0	0
\$	0	\$ 0
\$	0	\$ 0

- 15.1 Has the reporting entity entered into any hedging transactions reported on Schedule DB? Yes No
- 15.2 If yes, has a comprehensive description of the hedging program been made available to the domiciliary state? Yes No
- If no, attach a description with this statement.

16. For the reporting entity's security lending program, state the amount of the following as of current statement date:

- 16.1 Total fair value of reinvested collateral assets reported on Schedule DL, Parts 1 and 2: \$ 0
- 16.2 Total book adjusted/carrying value of reinvested collateral assets reported on Schedule DL, Parts 1 and 2: \$ 0
- 16.3 Total payable for securities lending reported on the liability page: \$ 0

17. Excluding items in Schedule E-Part 3-Special Deposits, real estate, mortgage loans and investments held physically in the reporting entity's offices, vaults or safety deposit boxes, were all stocks, bonds and other securities, owned throughout the current year held pursuant to a custodial agreement with a qualified bank or trust company in accordance with Section 1, III - General Examination Considerations, F. Outsourcing of Critical Functions, Custodial or Safekeeping Agreements of the NAIC *Financial Condition Examiners Handbook*? Yes No

- 17.1 For all agreements that comply with the requirements of the NAIC *Financial Condition Examiners Handbook*, complete the following:

1 Name of Custodian(s)	2 Custodian Address
JP Morgan Chase & Co	4 New York Plaza - 12th Floor, New York, NY, 10004

- 17.2 For all agreements that do not comply with the requirements of the NAIC *Financial Condition Examiners Handbook*, provide the name, location and a complete explanation:

1 Name(s)	2 Location(s)	3 Complete Explanation(s)

- 17.3 Have there been any changes, including name changes, in the custodian(s) identified in 17.1 during the current quarter? Yes No

- 17.4 If yes, give full and complete information relating thereto:

1 Old Custodian	2 New Custodian	3 Date of Change	4 Reason

- 17.5 Investment management – Identify all investment advisors, investment managers, broker/dealers, including individuals that have the authority to make investment decisions on behalf of the reporting entity. For assets that are managed internally by employees of the reporting entity, note as such ["...that have access to the investment accounts", "handle securities"].

1 Name of Firm or Individual	2 Affiliation
Metropolitan Life Insurance Company	A

- 17.5097 For those firms/individuals listed in the table for Question 17.5, do any firms/individuals unaffiliated with the reporting entity (i.e., designated with a "U") manage more than 10% of the reporting entity's assets? Yes No

- 17.5098 For firms/individuals unaffiliated with the reporting entity (i.e., designated with a "U") listed in the table for Question 17.5, does the total assets under management aggregate to more than 50% of the reporting entity's assets? Yes No

- 17.6 For those firms or individuals listed in the table for 17.5 with an affiliation code of "A" (affiliated) or "U" (unaffiliated), provide the information for the table below.

1 Central Registration Depository Number	2 Name of Firm or Individual	3 Legal Entity Identifier (LEI)	4 Registered With	5 Investment Management Agreement (IMA) Filed
4095	Metropolitan Life Insurance Company	549300H7EXFMRS487544	Not registered	DS

- 18.1 Have all the filing requirements of the *Purposes and Procedures Manual of the NAIC Investment Analysis Office* been followed? Yes No

- 18.2 If no, list exceptions:

GENERAL INTERROGATORIES

PART 1 - COMMON INTERROGATORIES

GENERAL INTERROGATORIES (continued)

PART 2 – PROPERTY & CASUALTY INTERROGATORIES

1. If the reporting entity is a member of a pooling arrangement, did the agreement or the reporting entity's participation change? Yes [] No [] N/A [X]
If yes, attach an explanation.

2. Has the reporting entity reinsured any risk with any other reporting entity and agreed to release such entity from liability, in whole or in part, from any loss that may occur on the risk, or portion thereof, reinsured? Yes [] No [X]
If yes, attach an explanation.

- 3.1 Have any of the reporting entity's primary reinsurance contracts been canceled? Yes [] No [X]

- 3.2 If yes, give full and complete information thereto:

- 4.1 Are any of the liabilities for unpaid losses and loss adjustment expenses other than certain workers' compensation tabular reserves (see *Annual Statement Instructions* pertaining to disclosure of discounting for definition of "tabular reserves,") discounted at a rate of interest greater than zero? Yes [] No [X]

- 4.2 If yes, complete the following schedule:

1 Line of Business	2 Maximum Interest	3 Disc. Rate	Total Discount				Discount Taken During Period			
			4 Unpaid Losses	5 Unpaid LAE	6 IBNR	7 Total	8 Unpaid Losses	9 Unpaid LAE	10 IBNR	11 Total
	0.000	0.000	0	0	0	0	0	0	0	0
Total	XXX	XXX	0	0	0	0	0	0	0	0

- 5.1 Operating Percentages:

5.1 A&H loss percent	0.000%
5.2 A&H cost containment percent	0.000%
5.3 A&H expense percent excluding cost containment expenses	0.000%

- 6.1 Do you act as a custodian for health savings accounts? Yes [] No [X]

- 6.2 If yes, please provide the amount of custodial funds held as of the reporting date. \$ 0

- 6.3 Do you act as an administrator for health savings accounts? Yes [] No [X]

- 6.4 If yes, please provide the amount of funds administered as of the reporting date. \$ 0

SCHEDULE F - CEDED REINSURANCE

Showing All New Reinsurers - Current Year to Date

1 NAIC Company Code	2 ID Number	3 Name of Reinsurer	4 Domiciliary Jurisdiction	5 Type of Reinsurer	6 Certified Reinsurer Rating (1 through 6)	7 Effective Date of Certified Reinsurer Rating
------------------------------	----------------	------------------------	----------------------------------	---------------------------	---	--

NONE

Metropolitan Group Property and Casualty Insurance Company

SCHEDULE T - EXHIBIT OF PREMIUMS WRITTEN

Current Year to Date - Allocated by States and Territories

States, Etc.	1 Active Status	Direct Premiums Written		Direct Losses Paid (Deducting Salvage)		Direct Losses Unpaid		
		2 Current Year to Date	3 Prior Year to Date	4 Current Year to Date	5 Prior Year to Date	6 Current Year to Date	7 Prior Year to Date	
1. Alabama.....AL.....L.....	AL	L	12,186,411	11,601,133	6,976,424	7,337,076	4,673,445	3,651,179
2. Alaska.....AK.....L.....	AK	L	443,405	478,575	327,285	161,499	180,646	357,138
3. Arizona.....AZ.....L.....	AZ	L	21,810,775	21,304,519	10,871,109	11,560,027	10,752,870	9,773,439
4. Arkansas.....AR.....L.....	AR	L	5,251,757	5,136,211	2,715,632	3,128,038	2,190,102	2,117,550
5. California.....CA.....L.....	CA	L	0	0	0	0	0	0
6. Colorado.....CO.....L.....	CO	L	0	0	0	0	0	0
7. Connecticut.....CT.....L.....	CT	L	53,328,267	51,918,663	26,599,089	27,429,568	29,223,376	29,113,732
8. Delaware.....DE.....L.....	DE	L	4,493,204	4,434,036	3,150,613	2,052,486	2,752,893	2,422,445
9. District of Columbia.....DC.....L.....	DC	L	198,893	216,068	54,957	66,535	92,534	33,521
10. Florida.....FL.....L.....	FL	L	317	10,143	0	0	750	1,130
11. Georgia.....GA.....L.....	GA	L	40,273,653	39,969,365	29,129,618	27,364,104	18,538,867	16,977,295
12. Hawaii.....HI.....N.....	HI	N	0	0	0	0	0	0
13. Idaho.....ID.....L.....	ID	L	5,881,698	5,893,624	4,303,511	3,648,478	2,246,363	2,348,488
14. Illinois.....IL.....L.....	IL	L	31,338,905	31,132,212	17,069,242	17,441,680	11,604,569	11,778,132
15. Indiana.....IN.....L.....	IN	L	16,297,907	16,446,741	9,517,607	9,646,909	6,843,224	6,722,224
16. Iowa.....IA.....L.....	IA	L	3,415,939	3,077,514	1,743,371	1,483,647	856,622	604,049
17. Kansas.....KS.....L.....	KS	L	5,581,966	5,052,164	2,833,987	2,292,086	1,469,322	1,293,827
18. Kentucky.....KY.....N.....	KY	N	0	0	0	0	0	0
19. Louisiana.....LA.....L.....	LA	L	4,652,807	3,937,784	2,332,178	2,355,305	2,196,083	1,495,779
20. Maine.....ME.....N.....	ME	N	0	0	0	0	0	0
21. Maryland.....MD.....L.....	MD	L	20,934,796	21,049,379	13,450,481	12,221,640	9,215,712	7,117,460
22. Massachusetts.....MA.....L.....	MA	L	0	0	0	0	0	0
23. Michigan.....MI.....L.....	MI	L	45,289,164	45,775,915	26,595,287	26,216,855	66,094,465	65,078,295
24. Minnesota.....MN.....N.....	MN	N	0	0	0	0	0	0
25. Mississippi.....MS.....L.....	MS	L	0	0	0	0	0	0
26. Missouri.....MO.....L.....	MO	L	8,472,896	7,588,365	4,568,676	3,708,579	3,329,900	2,733,086
27. Montana.....MT.....L.....	MT	L	1,157,132	1,022,500	969,109	810,964	524,999	583,971
28. Nebraska.....NE.....L.....	NE	L	1,735,992	1,434,800	898,753	802,588	461,505	411,932
29. Nevada.....NV.....L.....	NV	L	10,484,045	9,244,098	7,395,043	6,616,295	6,714,311	6,214,963
30. New Hampshire.....NH.....L.....	NH	L	14,975,094	14,100,548	7,327,929	7,581,379	4,979,897	4,642,215
31. New Jersey.....NJ.....L.....	NJ	L	26,285,300	27,121,765	11,724,157	13,559,035	14,975,210	12,770,249
32. New Mexico.....NM.....N.....	NM	N	0	0	0	0	0	0
33. New York.....NY.....L.....	NY	L	72,880,353	72,496,677	37,097,206	36,800,551	43,376,054	44,866,214
34. North Carolina.....NC.....N.....	NC	N	0	0	0	0	15,605	0
35. North Dakota.....ND.....L.....	ND	L	1,256,779	1,063,535	712,362	777,999	338,114	390,440
36. Ohio.....OH.....L.....	OH	L	28,424,192	27,370,155	13,570,501	13,543,808	7,920,459	7,955,533
37. Oklahoma.....OK.....L.....	OK	L	4,532,262	4,336,496	1,964,843	2,324,323	1,387,721	1,381,040
38. Oregon.....OR.....N.....	OR	N	0	0	0	0	0	0
39. Pennsylvania.....PA.....L.....	PA	L	22,682,229	22,331,222	10,560,845	12,553,231	11,793,566	12,341,663
40. Rhode Island.....RI.....L.....	RI	L	20,681,389	20,353,636	10,418,982	11,065,821	11,283,401	10,689,374
41. South Carolina.....SC.....L.....	SC	L	0	0	0	0	0	0
42. South Dakota.....SD.....L.....	SD	L	1,299,646	1,213,416	945,641	793,982	400,557	244,610
43. Tennessee.....TN.....L.....	TN	L	17,584,373	15,505,443	9,588,458	8,399,617	6,138,310	5,128,270
44. Texas.....TX.....L.....	TX	L	2,258,946	2,325,932	1,461,325	2,004,002	1,034,997	860,045
45. Utah.....UT.....L.....	UT	L	21,840,469	19,773,675	12,093,400	10,950,134	8,109,592	8,016,020
46. Vermont.....VT.....L.....	VT	L	2,920,914	2,941,472	1,027,443	1,416,544	844,298	569,908
47. Virginia.....VA.....N.....	VA	N	0	0	0	0	0	0
48. Washington.....WA.....L.....	WA	L	25,599,248	26,519,325	16,624,153	17,124,741	13,687,017	14,704,475
49. West Virginia.....WV.....L.....	WV	L	0	0	0	0	0	0
50. Wisconsin.....WI.....L.....	WI	L	11,012,472	11,074,904	7,243,439	6,868,669	8,261,505	8,371,642
51. Wyoming.....WY.....N.....	WY	N	0	0	0	0	0	0
52. American Samoa.....AS.....N.....	AS	N	0	0	0	0	0	0
53. Guam.....GU.....N.....	GU	N	0	0	0	0	0	0
54. Puerto Rico.....PR.....N.....	PR	N	0	0	0	0	0	0
55. US Virgin Islands.....VI.....N.....	VI	N	0	0	0	0	0	0
56. Northern Mariana Islands.....MP.....N.....	MP	N	0	0	0	0	0	0
57. Canada.....CAN.....N.....	CAN	N	0	0	0	0	0	0
58. Aggregate Other Alien.....OT.....XXX.....	OT	XXX	0	0	0	0	0	0
59. Totals.....(a).....42.....	(a)	42	567,463,595	555,252,010	313,862,656	312,108,195	314,508,861	303,761,333

DETAILS OF WRITE-INS

58001.....	XXX	0	0	0	0	0	0
58002.....	XXX	0	0	0	0	0	0
58003.....	XXX	0	0	0	0	0	0
58998. Summary of remaining write-ins for Line 58 from overflow page....	XXX	0	0	0	0	0	0
58999. Totals (Lines 58001 thru 58003+ Line 58998) (Line 58 above).....	XXX	0	0	0	0	0	0

(L) - Licensed or Chartered - Licensed Insurance Carrier or Domiciled RRG; (R) - Registered - Non-domiciled RRGs; (Q) - Qualified - Qualified or Accredited Reinsurer;

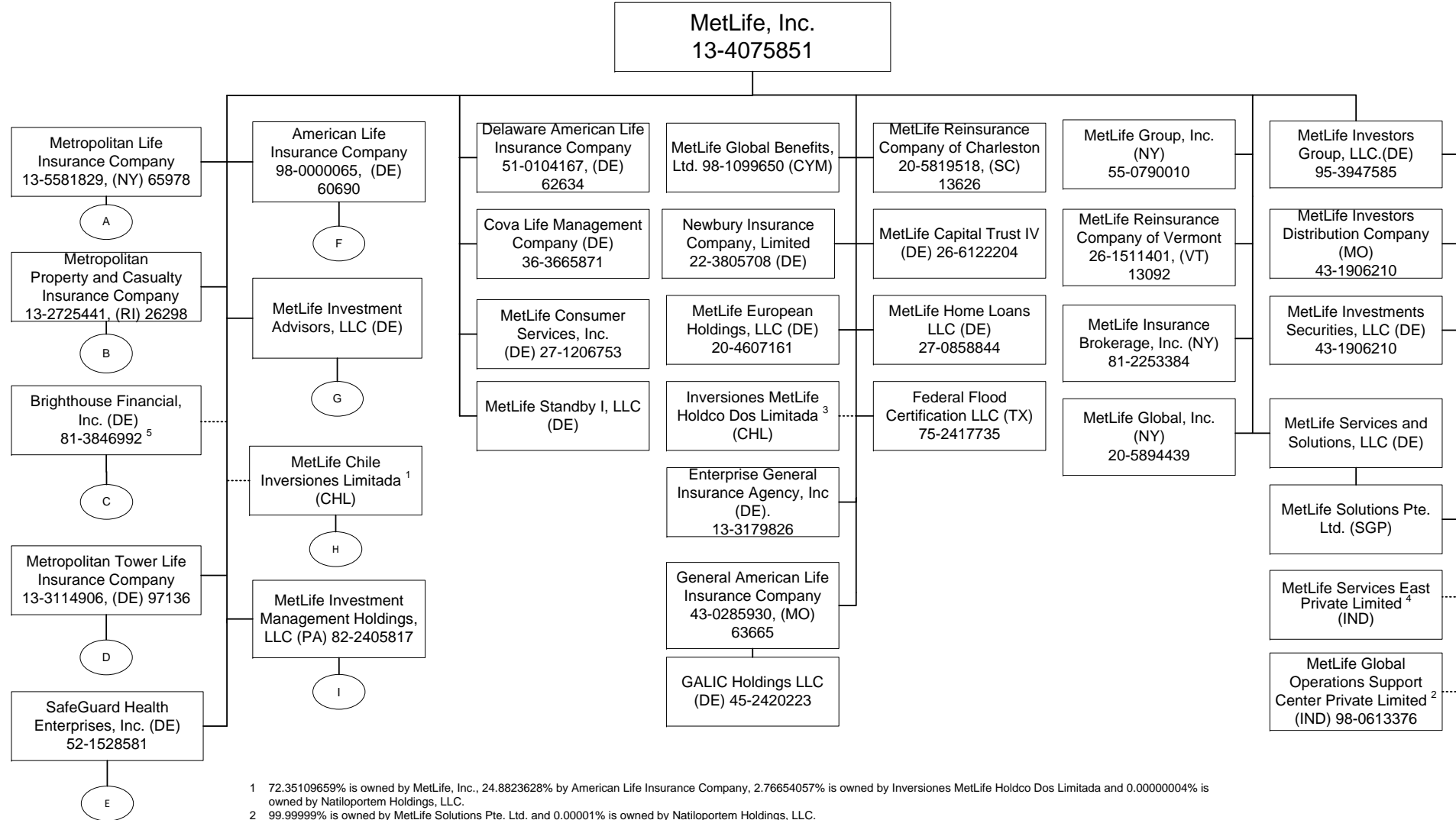
(E) - Eligible - Reporting Entities eligible or approved to write Surplus Lines in the state (other than their state of domicile see DSLI); (D) - DSLI - Domestic Surplus Lines Insurer

(DSL) - Reporting entities authorized to write Surplus Lines in the state of domicile; (N) - None of the above - Not allowed to write business in the state.

(a) Insert the number of D and L responses except for Canada and Other Alien.

SCHEDULE Y - INFORMATION CONCERNING ACTIVITIES OF INSURER MEMBERS OF A HOLDING COMPANY GROUP

PART 1 - ORGANIZATIONAL CHART

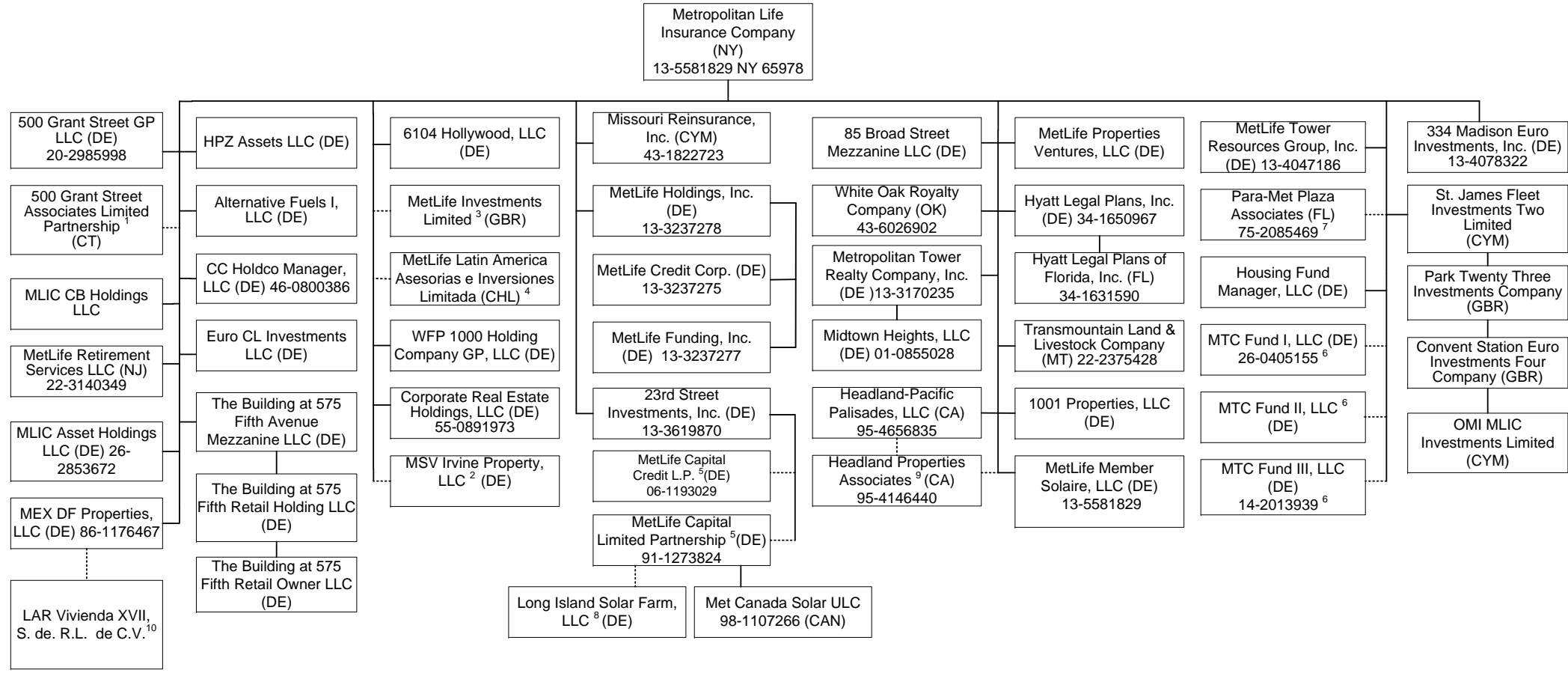


1 72.35109659% is owned by MetLife, Inc., 24.8823628% by American Life Insurance Company, 2.76654057% is owned by Inversiones MetLife Holdco Dos Limitada and 0.00000004% is owned by Natiloportem Holdings, LLC.
 2 99.999999% is owned by MetLife Solutions Pte. Ltd. and 0.00001% is owned by Natiloportem Holdings, LLC.
 3 99.99946% of Inversiones MetLife Holdco Dos Limitada is owned by MetLife, Inc., 0.000535% is owned by MetLife International Holdings, LLC. and 0.0000054% is owned by Natiloportem Holdings, LLC.
 4 99.99% of MetLife Services East Private Limited is owned by MetLife Solutions Pte. Ltd and .01% is owned by Natiloportem Holdings, LLC.
 5 On August 4, 2017, MetLife, Inc. ("MET") distributed approximately 80.8% of the shares of Brighthouse Financial, Inc.'s ("BHF") common stock to MET's common shareholders. As a result, MET's ownership of the BHF shares of common stock decreased to approximately 19.2%. MET granted BHF an irrevocable proxy to vote all of its remaining shares of BHF's common stock in proportion to the votes of BHF's other common shareholders. Consequently MET does not have any voting power over any BHF shares that it still owns. Accordingly, MET has filed disclaimers of affiliation of the Brighthouse insurance companies (Brighthouse Life Insurance Company, New England Life Insurance Company, Brighthouse Life Insurance Company of NY) with the domiciliary insurance departments. The Massachusetts Division of Insurance has approved the disclaimer of affiliation respecting New England Life Insurance Company, while the disclaimers respecting the other insurers remain pending with the Delaware Department of Insurance and the New York Department of Financial Services.

SCHEDULE Y - INFORMATION CONCERNING ACTIVITIES OF INSURER MEMBERS OF A HOLDING COMPANY GROUP

PART 1 - ORGANIZATIONAL CHART

A



Q11.1

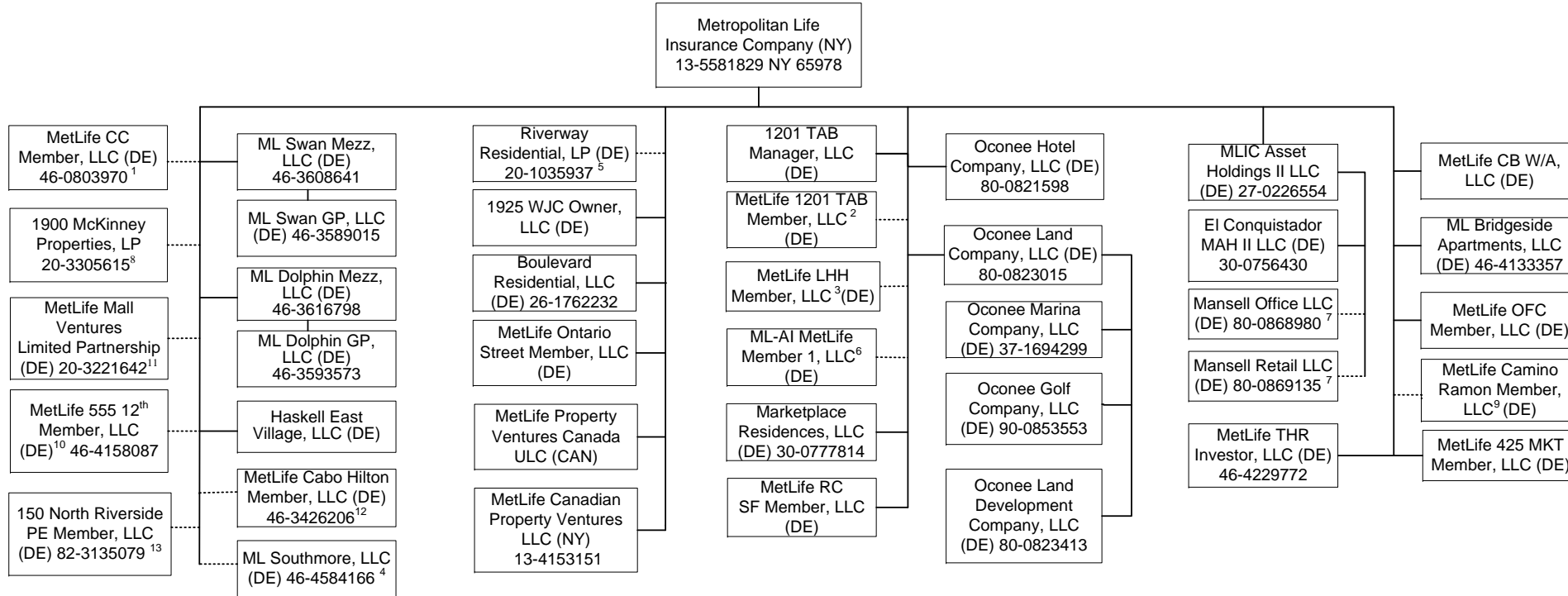
1 99% of 500 Grant Street Associates Limited Partnership is held by Metropolitan Life Insurance Company and 1% by 500 Grant Street GP LLC.
 2 4% of MSV Irvine Property, LLC is owned by Metropolitan Tower Realty Company, Inc. and 96% is owned by Metropolitan Life Insurance Company.
 3 23rd Street Investments, Inc. holds one share of MetLife Investments Limited.
 4 23rd Street Investments, Inc. holds .01% of MetLife Latin American Asesorias e Inversiones Limitada.
 5 1% General Partnership interest is held by 23rd Street Investment, Inc. and 99% Limited Partnership interest is held by Metropolitan Life Insurance Company.

6 Housing Fund Manager, LLC is the managing member and the remaining interests are held by a third party member.
 7 75% of the general partnership is held by Metropolitan Life Insurance Company and 25% of the General Partnership is held by Metropolitan Tower Realty Company, Inc.
 8 9.61% membership interest is held by Brighthouse Renewables Holding, LLC and 90.39% membership interest is held by LISF Solar Trust in which MetLife Capital Limited Partnership has a 100% beneficial interest.
 9 99% of Headland Properties Associates is owned by Metropolitan Life Insurance Company and 1% is owned by Headland-Pacific Palisades, LLC.
 10 99.99% of LAR Vivienda XVII S. de. R.L. de C.V. is owned by MEX DF Properties, LLC and 0.01% is owned by Euro CL Investments LLC.

SCHEDULE Y - INFORMATION CONCERNING ACTIVITIES OF INSURER MEMBERS OF A HOLDING COMPANY GROUP

PART 1 - ORGANIZATIONAL CHART

A-1



Q11.2

1 95.122% of MetLife CC Member, LLC is held by Metropolitan Life Insurance Company and 4.878% by General American Life Insurance Company.

2 96.9% of MetLife 1201 TAB Member, LLC is owned by Metropolitan Life Insurance Company and 3.10% is owned by Metropolitan Property and Casualty Insurance Company.

3 99% of MetLife LHH Member, LLC is owned by Metropolitan Life Insurance Company and 1% by General American Life Insurance Company.

4 99% of ML Southmore, LLC is owned by Metropolitan Life Insurance Company and 1% by General American Life Insurance Company.

5 99.9% LP Interest of Riverway Residential, LP is owned by Metropolitan Life Insurance Company and .1% GP interest is owned by Metropolitan Tower Realty Company, Inc.

6 95.199% of the membership interest is owned by Metropolitan Life Insurance Company and 4.801% by Metropolitan Property and Casualty Insurance Company.

7 73.0284% is owned by MLIC Asset Holdings II LLC and 26.9716% is owned by MLIC CB Holdings LLC.

8 99.9% LP interest of 1900 McKinney Properties, LP is owned by Metropolitan Life Insurance Company and 0.1% GP interest is owned by Metropolitan Tower Realty Company, Inc.

9 99% of MetLife Camino Ramon Member, LLC is owned by Metropolitan Life Insurance Company and 1% by General American Life Insurance Company.

10 94.6% of MetLife 555 12th Member, LLC is owned by Metropolitan Life Insurance Company and 5.4% is owned by General American Life Insurance Company.

11 99% LP interest of MetLife Mall Ventures Limited Partnership is owned by Metropolitan Life Insurance Company and 1% GP interest is owned by Metropolitan Tower Realty Company, Inc.

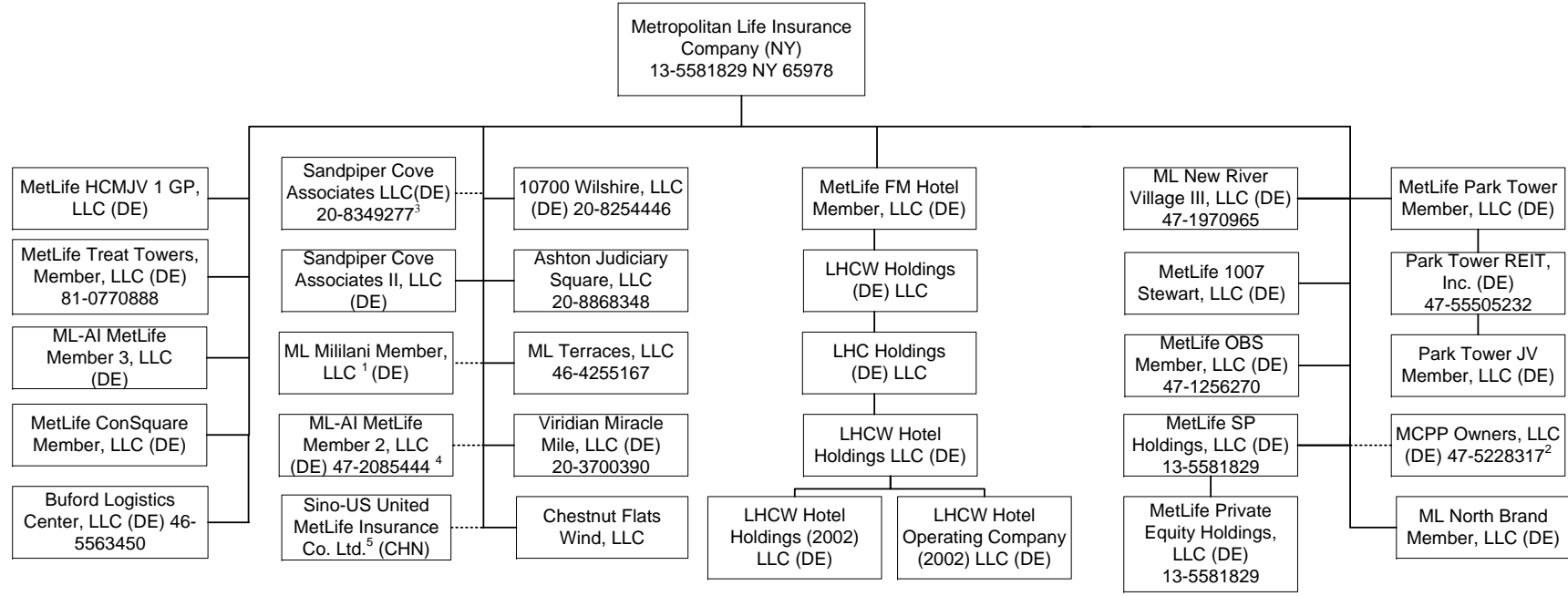
12 83.1% of MetLife Cabo Hilton Member, LLC is owned by Metropolitan Life Insurance Company and 16.9% by General American Life Insurance Company.

13 81.45% of 150 North Riverside PE Member, LLC is owned by Metropolitan Life Insurance Company, 13.32% is owned by General American Life Insurance Company and 5.23% is owned by Metropolitan Tower Life Insurance Company.

SCHEDULE Y - INFORMATION CONCERNING ACTIVITIES OF INSURER MEMBERS OF A HOLDING COMPANY GROUP

PART 1 - ORGANIZATIONAL CHART

A-2

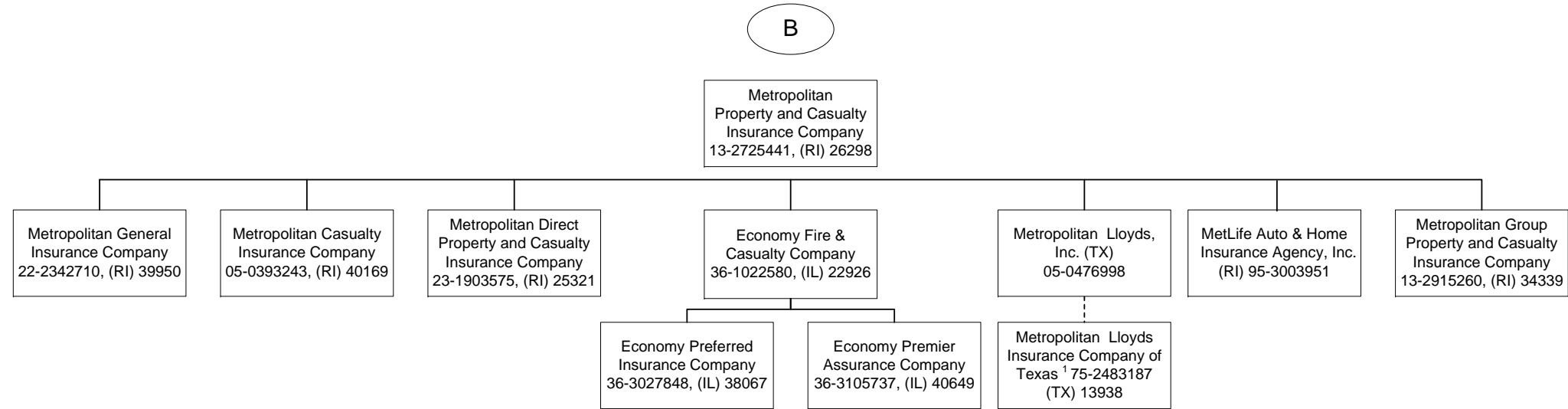


1 95% of ML Mililani Member, LLC is owned by Metropolitan Life Insurance Company and 5% is owned by General American Life Insurance Company.
 2 84.503% of MCPPI Owners, LLC is owned by Metropolitan Life Insurance Company, 0.603% by General American Life Insurance Company, 1.616% by Metropolitan Tower Life Insurance Company, 13.278% by MTL Leasing, LLC.
 3 90.59% of the membership interest is owned by Metropolitan Life Insurance Company and 9.41% of the membership interest is owned by Metropolitan Tower Realty Company, Inc.
 4 98.97% of ML-AI MetLife Member 2, LLC is owned by Metropolitan Life Insurance Company and 1.03% by General American Life Insurance Company.
 5 50% of Sino-US United MetLife Insurance Co. Ltd. is owned by Metropolitan Life Insurance Company and 50% is owned by a third party.

Q11.3

SCHEDULE Y - INFORMATION CONCERNING ACTIVITIES OF INSURER MEMBERS OF A HOLDING COMPANY GROUP

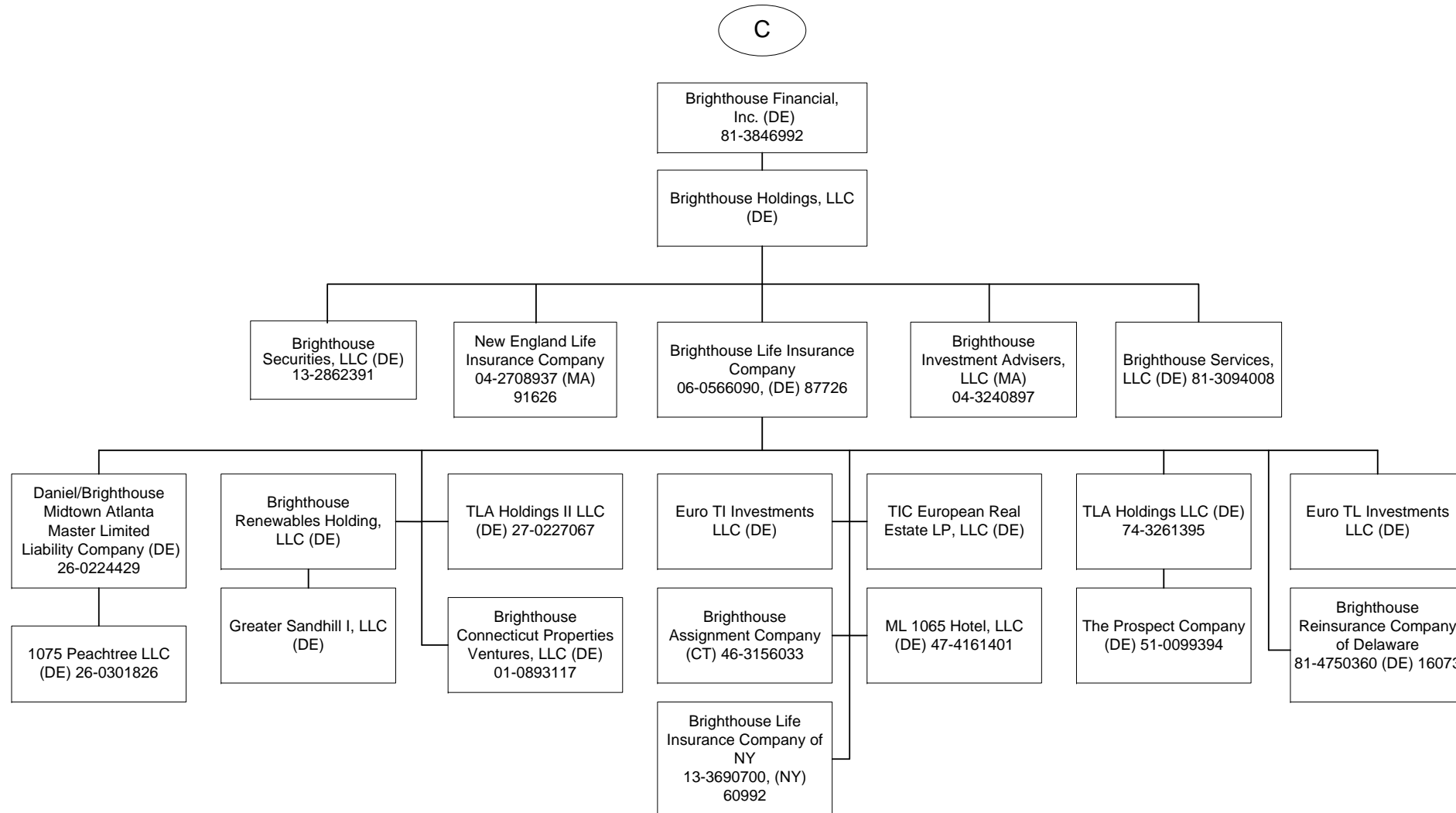
PART 1 - ORGANIZATIONAL CHART



¹ Metropolitan Lloyds Insurance Company of Texas, an affiliated association, provides automobile, homeowner and related insurance for the Texas market. It is an association of individuals designated as underwriters. Metropolitan Lloyds, Inc., a subsidiary of Metropolitan Property and Casualty Insurance Company, serves as the attorney-in-fact and manages the association.

SCHEDULE Y - INFORMATION CONCERNING ACTIVITIES OF INSURER MEMBERS OF A HOLDING COMPANY GROUP

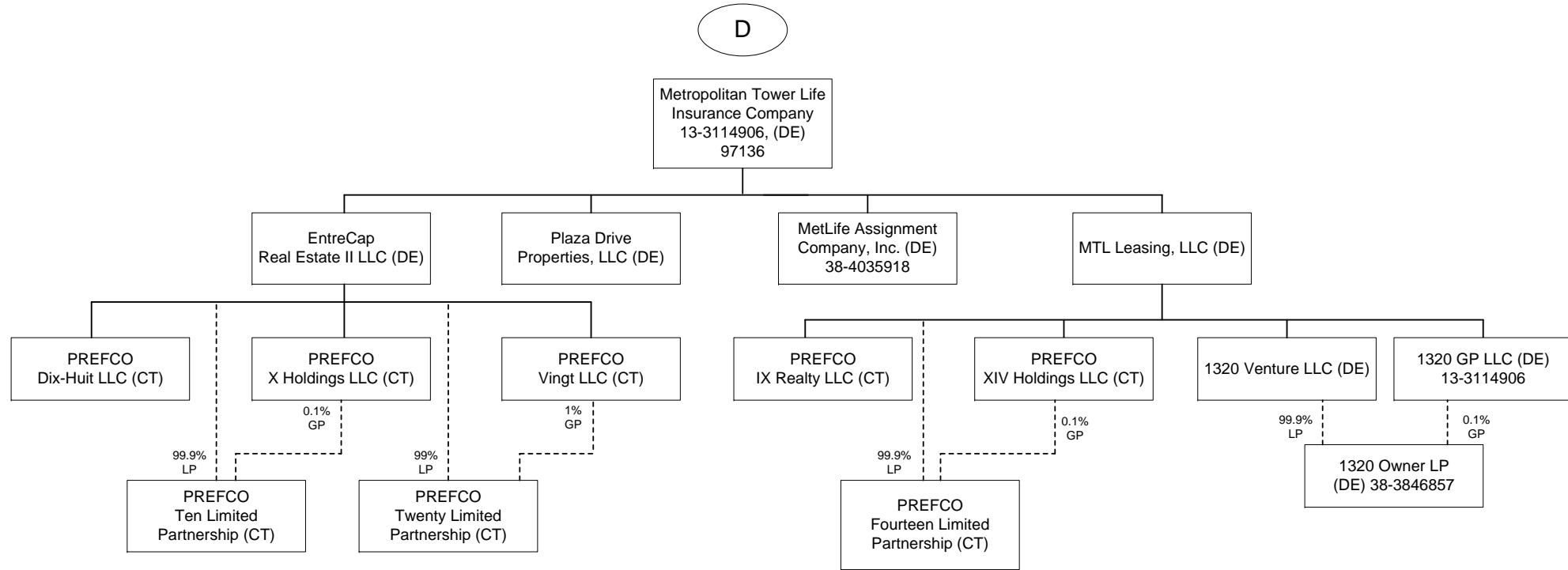
PART 1 - ORGANIZATIONAL CHART



Q11.5

SCHEDULE Y - INFORMATION CONCERNING ACTIVITIES OF INSURER MEMBERS OF A HOLDING COMPANY GROUP

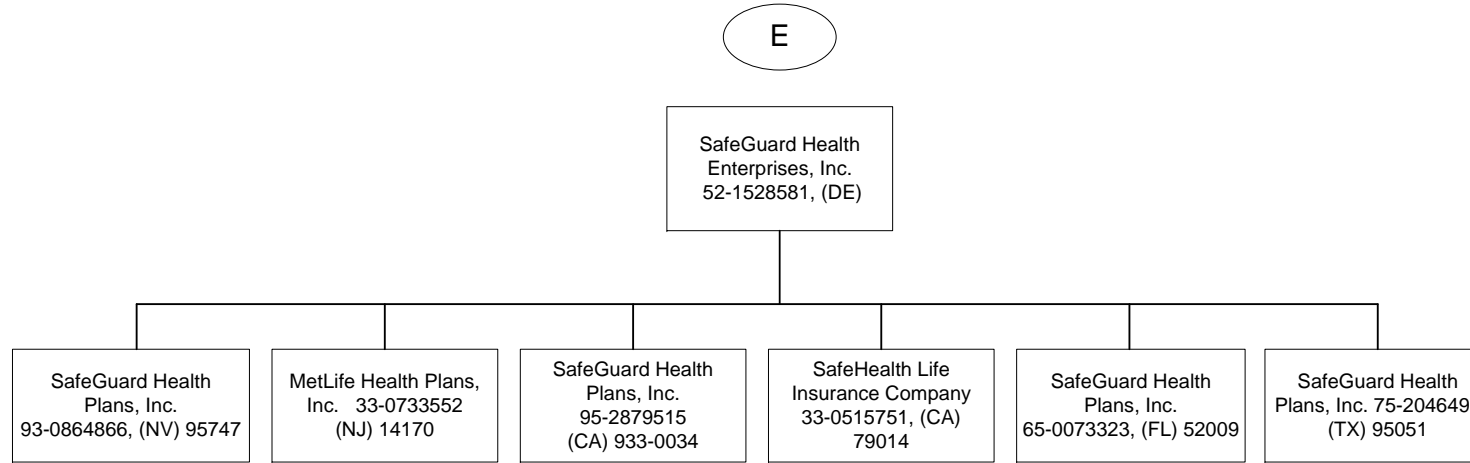
PART 1 - ORGANIZATIONAL CHART



Q11.6

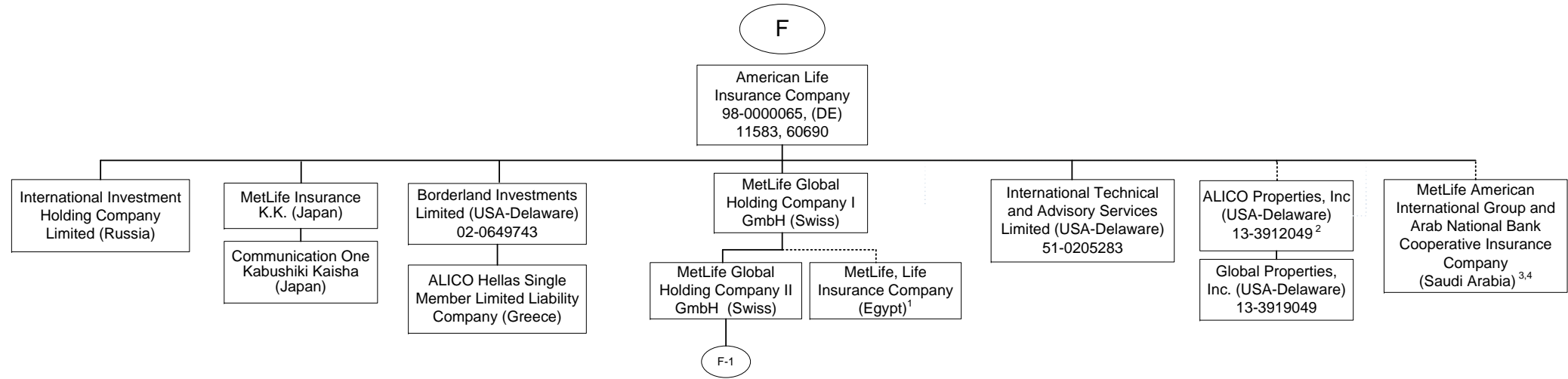
SCHEDULE Y - INFORMATION CONCERNING ACTIVITIES OF INSURER MEMBERS OF A HOLDING COMPANY GROUP

PART 1 - ORGANIZATIONAL CHART



SCHEDULE Y - INFORMATION CONCERNING ACTIVITIES OF INSURER MEMBERS OF A HOLDING COMPANY GROUP

PART 1 - ORGANIZATIONAL CHART

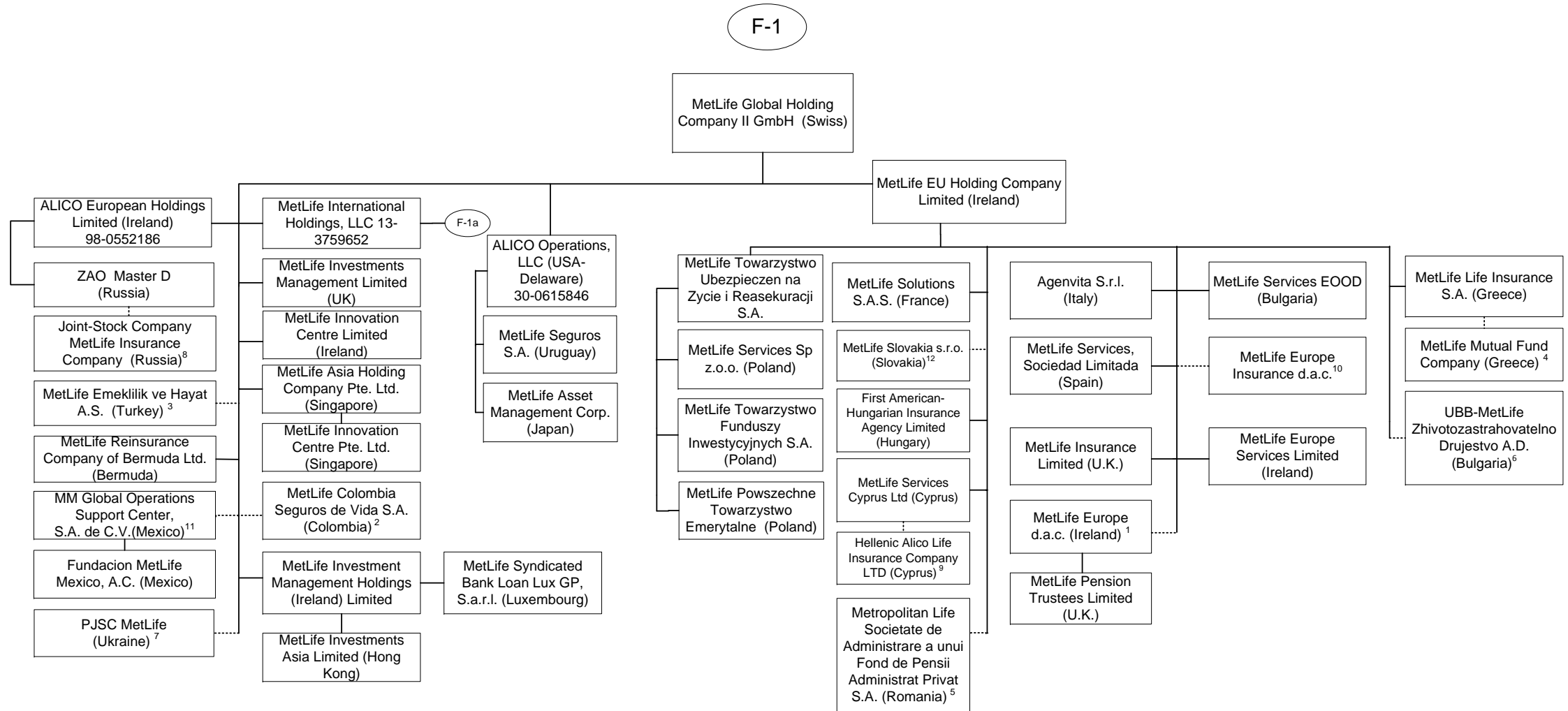


1 84.125% of MetLife, Life Insurance Company (Egypt) is owned by MetLife Global Holding Company I GmbH and the remaining interest by third parties.
 2 51% of ALICO Properties, Inc. is owned by American Life Insurance Company and the remaining interest by third parties.
 3 The Delaware Department of Insurance approved a disclaimer of affiliation and therefore, this company is not considered an affiliate under Delaware Law.
 4 30% of MetLife American International Group and Arab National Bank Cooperative Insurance Company is owned by American Life Insurance Company and the remaining interest by third parties.

SCHEDULE Y - INFORMATION CONCERNING ACTIVITIES OF INSURER MEMBERS OF A HOLDING COMPANY GROUP

PART 1 - ORGANIZATIONAL CHART

Q11.9

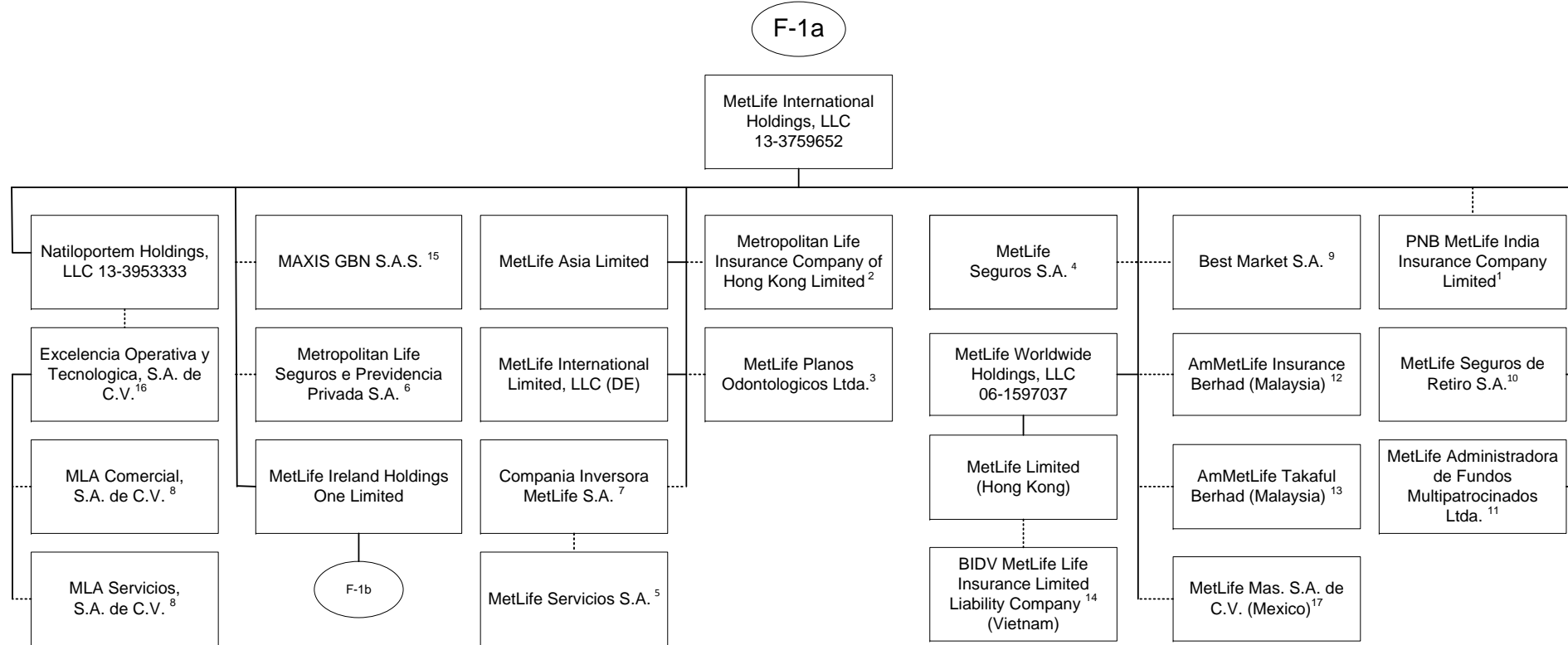


1 96.0031504% ownership interest of MetLife Europe d.a.c. is held by MetLife EU Holding Company Limited, 3.9967583% is held by American Life Insurance Company, and .0000913% is held by International Technical and Advisory Services.
 2 89.999966003% of MetLife Colombia Seguros de Vida S.A. is owned by MetLife Global Holding Company II GmbH, 10.00003032856% is owned by MetLife Global Holding Company I GmbH, International Technical and Advisory Services Limited, Borderland Investments Limited and Natiloportem Holdings, LLC each owns 0.000001222926%.
 3 99.98% of MetLife Emeklilik ve Hayat A.S. is owned by MetLife Global Holding Company II GmbH (Swiss) and the remaining by third parties.
 4 90% of MetLife Mutual Fund Company is owned by MetLife Life Insurance S.A. and the remaining interest by a third party.
 5 99.9836% of Metropolitan Life Societate de Administrare a unui Fond de Pensii Administrat Privat S.A. is owned by MetLife EU Holding Company Limited and 0.0164% by MetLife Services Sp z.o.o.

6 40% of UBB-MetLife Zhivotozastrahovatelno Drujestvo AD is owned by MetLife EU Holding Company Limited and the remaining by third parties
 7 99.9988% of PJSC MetLife is owned by MetLife Global Holding Company II GmbH, .0006% is owned by International Technical and Advisory Services Limited and the remaining .0006% is owned by Borderland Investments Limited.
 8 51% of Joint-Stock Company MetLife Insurance Company is owned by ZAO Master D and 49% is owned by MetLife Global Holding Company II GmbH.
 9 27.5% of Hellenic Alico Life Insurance Company Ltd. is owned by MetLife Services Cyprus Ltd (Cyprus) and the remaining by a third party.
 10 93% MetLife Europe Insurance d.a.c. is held by MetLife EU Holding Company Limited and the remaining 7% is held by American Life Insurance Company.
 11 99.999509% of MM Global Operations Support Center S.A. de C.V. (Mexico) is held by MetLife Global Holding Company II GmbH (Swiss) and 0.000491% is held by MetLife Global Holding Company I GmbH (Swiss).
 12 99.956% of MetLife Slovakia s.r.o. (Slovakia) is owned by MetLife EU Holding Company Limited and 0.044% is owned by ITAS.

SCHEDULE Y - INFORMATION CONCERNING ACTIVITIES OF INSURER MEMBERS OF A HOLDING COMPANY GROUP

PART 1 - ORGANIZATIONAL CHART

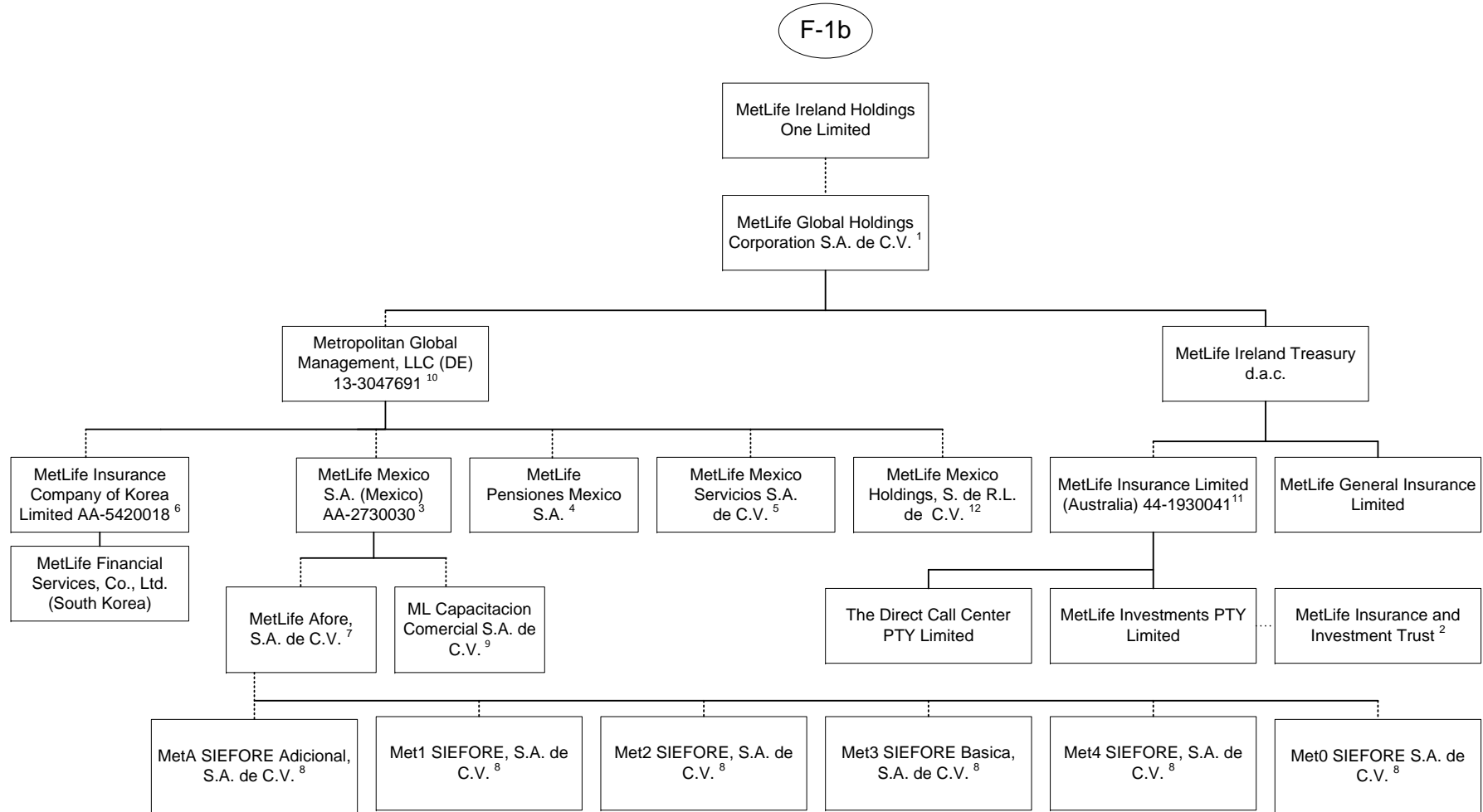


Q11.10

1 26% is owned by MetLife International Holdings, LLC and 74% is owned by third parties.
 2 99.99935% is owned by MetLife International Holdings, LLC and 0.00065% is owned by Natiloportem Holdings, LLC.
 3 99.999% is owned by MetLife International Holdings, LLC and .001% is owned by Natiloportem Holdings, LLC.
 4 95.5242% is owned by MetLife International Holdings, LLC and 2.6753% is owned by Natiloportem Holdings, LLC, and 1.8005% is owned by International Technical and Advisory Services Limited.
 5 18.87% of the shares of MetLife Servicios S.A. are held by Compania Inversora MetLife S.A., 79.88% is owned by MetLife Seguros S.A., .99% is held by Natiloportem Holdings, LLC and .26% is held by MetLife Seguros de Retiro S.A.
 6 66.662% is owned by MetLife International Holdings, LLC, 33.337% is owned by MetLife Worldwide Holdings, LLC and 0.001% is owned by Natiloportem Holdings, LLC.
 7 95.46% is owned by MetLife International Holdings, LLC and 4.54% is owned by Natiloportem Holdings, LLC.
 8 99% is owned by Excelencia Operativa y Tecnologica, S.A. de C.V. and 1% is owned by MetLife Mexico Servicios S.A. de C.V.
 9 5% of the shares are held by Natiloportem Holdings, LLC and 95% is owned by MetLife International Holdings, LLC.
 10 96.8897% is owned by MetLife International Holdings, LLC, 3.1102% is owned by Natiloportem Holdings, and .0001% is owned by International Technical and Advisory Services Limited.
 11 99.99998% of MetLife Administradora de Fondos Multipatrocinos Ltda. is owned by MetLife International Holdings, LLC and .00002% by Natiloportem Holdings, LLC.
 12 50.000001% of AmMetLife Insurance Berhad is owned by MetLife International Holdings, LLC and the remainder by a third party.
 13 49.999999% of AmMetLife Takaful Berhad is owned by MetLife International Holdings, LLC and the remainder by a third party.
 14 60% of BIDV MetLife Life Insurance Limited Liability Company is held by MetLife Limited (Hong Kong) and the remainder by third parties.
 15 50% of MAXIS GBN S.A.S. is held by MetLife International Holdings, LLC and the remainder by third parties.
 16 99% of Excelencia Operativa y Tecnologica, S.A. de C.V. is held by Natiloportem Holdings, LLC and 1% by MetLife Mexico Servicios S.A. de C.V.
 17 99.99964399% MetLife Mas, SA de C.V. is owned by MetLife International Holdings, LLC and .00035601% is owned by International Technical and Advisory Services Limited.

SCHEDULE Y - INFORMATION CONCERNING ACTIVITIES OF INSURER MEMBERS OF A HOLDING COMPANY GROUP

PART 1 - ORGANIZATIONAL CHART



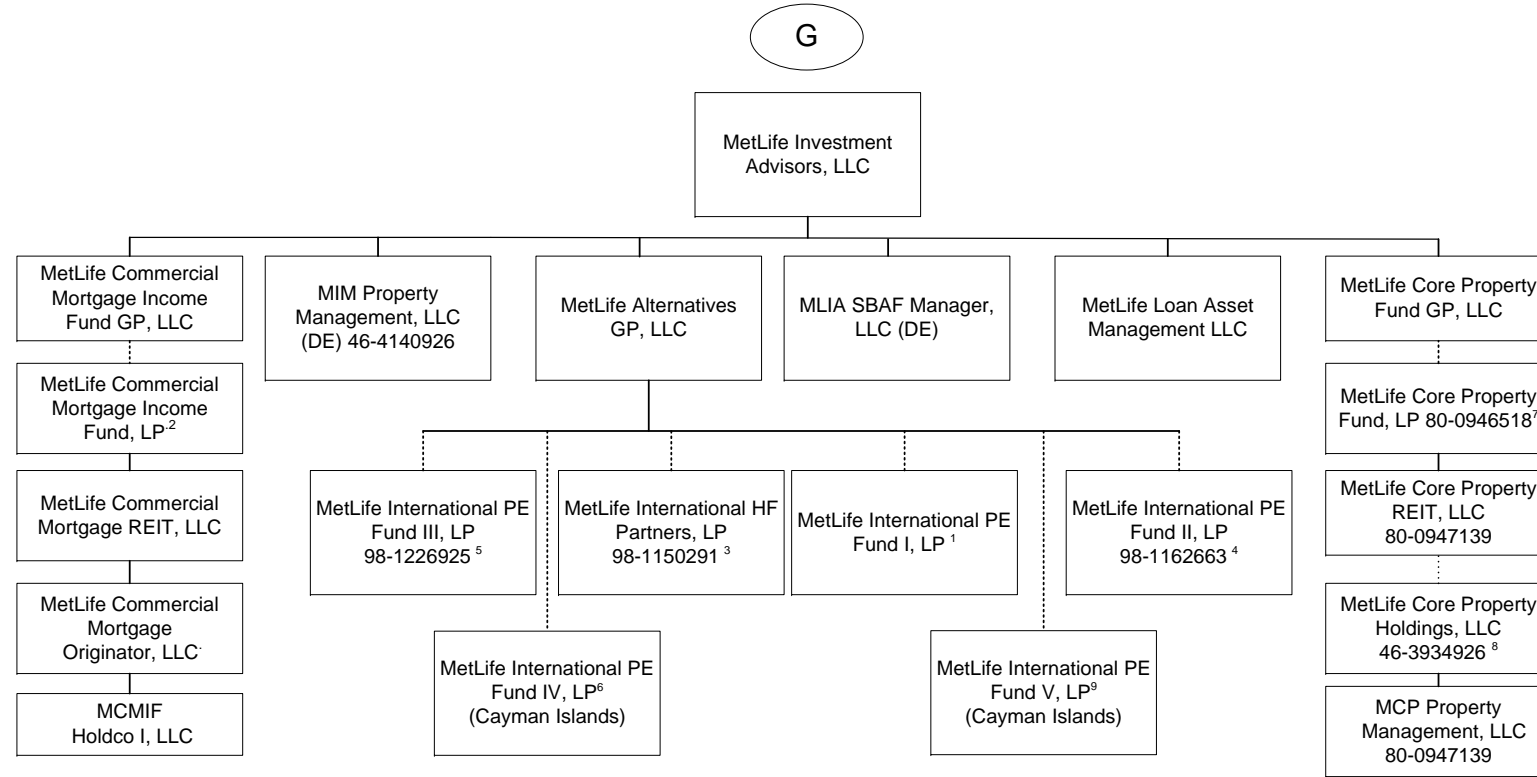
1 98.9% is owned by MetLife Ireland Holdings One Limited and 1.1% is owned by MetLife International Limited, LLC.
 2 MetLife Insurance and Investment Trust is a trust vehicle, the trustee of which is MetLife Investments PTY Limited ("MIPL"). MIPL is a wholly owned subsidiary of MetLife Insurance Limited.
 3 99.050271% is owned by Metropolitan Global Management, LLC and .949729% is owned by MetLife International Holdings, LLC.
 4 97.5125% is owned by Metropolitan Global Management, LLC and 2.4875% is owned by MetLife International Holdings, LLC.
 5 98% is owned by Metropolitan Global Management, LLC and 2% is owned by MetLife International Holdings, LLC.
 6 14.64% is owned by MetLife Mexico, S.A. and 85.36% is owned by Metropolitan Global Management, LLC.

7 99.99% is owned by MetLife Mexico S.A. (Mexico) and .01% is owned by MetLife Pensiones S.A.
 8 99.99% is owned by MetLife Afore, S.A. de C.V. and .01% is owned by MetLife Mexico S.A. (Mexico).
 9 99% is owned by MetLife Mexico S.A. and 1% is owned by MetLife Mexico Servicios, S.A. de C.V.
 10 99.7% is owned by MetLife Global Holdings Corporation S.A. de C.V. and 0.3% is owned by MetLife International Holdings, LLC.
 11 91.16468% of MetLife Insurance Limited (Australia) is owned by MetLife Ireland Treasury d.a.c. and 8.83532% by MetLife Global Holdings Corp. S.A. de C.V.
 12. 99.99995% is owned by Metropolitan Global Management, LLC and .00005% is owned by Exelencia Operativa y Tecnologica, S.A. de C.V.

Q11.11

SCHEDULE Y - INFORMATION CONCERNING ACTIVITIES OF INSURER MEMBERS OF A HOLDING COMPANY GROUP

PART 1 - ORGANIZATIONAL CHART



1 92.593% of the Limited Partnership interests of this entity is owned by MetLife Insurance K.K., 4.115% is owned by MetLife Mexico S.A., 2.716% by MetLife Limited (Hong Kong) and the remaining 0.576% is owned by Metropolitan Life Insurance Company of Hong Kong Limited.

2 MetLife Commercial Mortgage Income Fund GP, LLC is the General Partner of MetLife Commercial Mortgage Income Fund, LP (the "Fund"). A majority of the limited partnership interests in the Fund are held by third parties. The following affiliates hold a minority share of the limited partnership interests in the Fund: Metropolitan Life Insurance Company owns 30.09%, MetLife Limited owns 3.38, MetLife Insurance Company of Korea Limited owns 4.93%, Metropolitan Life Insurance Company of Hong Kong Limited owns 0.68% and Brighthouse Life Insurance Company owns 10.03%.

3 88.22% of the Limited partnership interests of this entity is owned by MetLife Insurance K.K. (Japan), 9.47% is owned by MetLife Insurance Company of Korea Limited, 2.29% is owned by MetLife Limited (Hong Kong) and 0.02% is owned by MetLife Alternatives, GP.

4 94.54% of the limited partnership interest of MetLife International PE Fund II, LP is owned by MetLife Insurance K.K. (Japan), 2.77% is owned by MetLife Limited (Hong Kong), 2.1% is owned by MetLife Mexico, S.A. and 0.59% is owned by Metropolitan Life Insurance Company Hong Kong Limited.

5 88.93% of the limited partnership interest of MetLife International PE Fund III, LP is owned by MetLife Insurance K.K. (Japan), 7.91% is owned by MetLife Insurance Company of Korea Limited, 2.61% is owned by MetLife Limited (Hong Kong) and 0.55% is owned by Metropolitan Life Insurance Company Hong Kong Limited.

6 94.70% of the Limited Partnership interests of MetLife International PE Fund IV, LP is owned by MetLife Insurance K.K., 3.79% is owned by MetLife Insurance Company of Korea Limited, 1.51% is owned by MetLife Limited (Hong Kong).

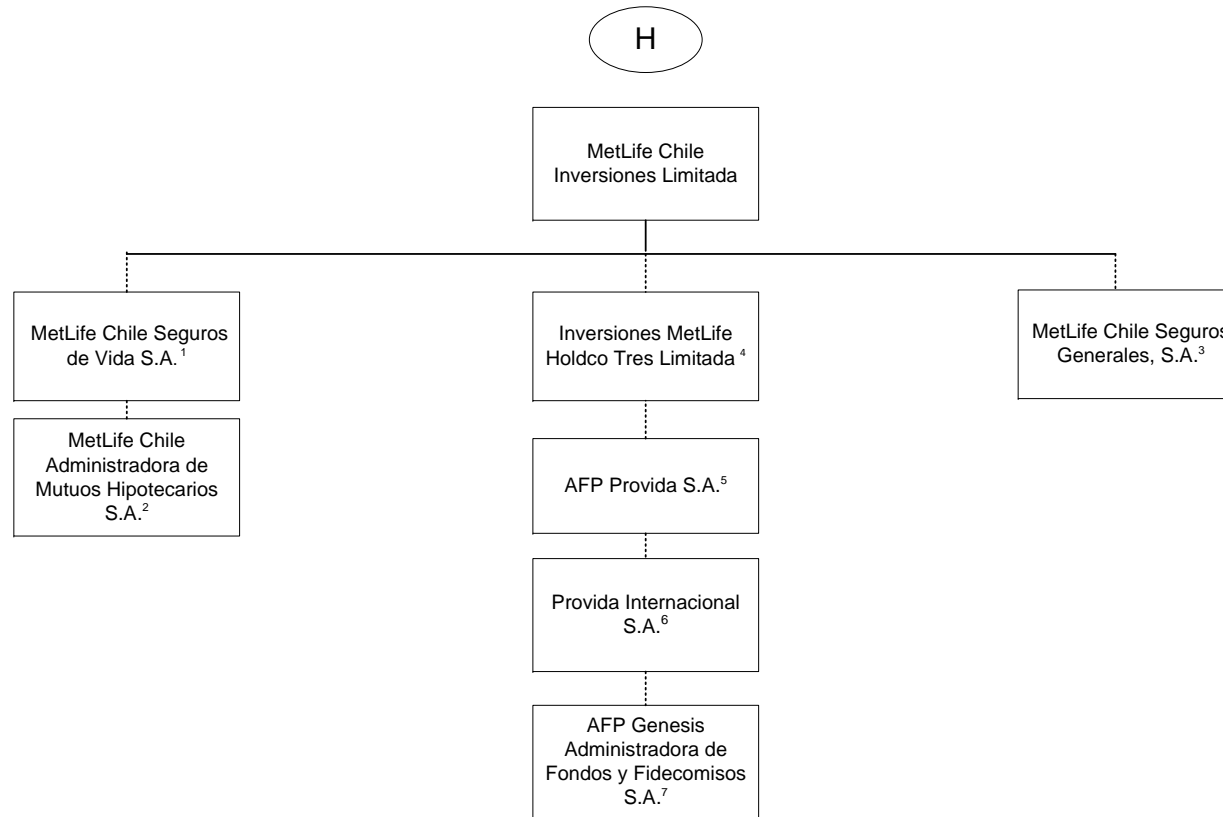
7 MetLife Core Property Fund GP, LLC is the general partner of MetLife Core Property Fund, LP (the "Fund"). A substantial majority of the limited partnership interests in the Fund are held by third parties. The following affiliates hold a minority share of the limited partnership interests in the Fund: Metropolitan Life Insurance Company owns 20.06%, Metropolitan Life Insurance Company (on behalf of Separate Account 746) owns 3.24%, MetLife Insurance Company of Korea Limited owns 2.91%, General American Life Insurance Company owns 0.07% and Brighthouse Life Insurance Company owns 0.14%.

8 MetLife Core Property Holdings, LLC holds the following single-property LLC's: Magnolia Park Greenville Venture, LLC; Magnolia Park Greenville, LLC; MCP 100 Congress Member, LLC; MCP 1900 McKinney, LLC; MCP 22745 & 22755 Relocation Drive, LLC; MCP 3040 Post Oak, LLC; MCP 4600 South Syracuse, LLC; MCP 550 West Washington, LLC; MCP 60 11th Street, LLC; MCP 60th 11th Street Member, LLC; MCP 7 Riverway, LLC; MCP 9020 Murphy Road, LLC; MCP Alley 24 East, LLC; MCP Ashton South End, LLC; MCP Block 23 Members, LLC; MCP Buford Logistics Center 2 Member LLC; MCP Buford Logistics Center, Bldg B, LLC; MCP Denver Pavilions Member, LLC; MCP DMCBP Phase II Member LLC; MCP EnV Chicago, LLC; MCP Fife Enterprise Member, LLC; MCP Highland Park Lender, LLC; MCP Lodge at Lakecrest, LLC; MCP Magnolia Park Member, LLC; MCP Main Street Village, LLC; MCP Northyards Holdco, LLC; MCP Northyards Master Lessee, LLC; MCP Northyards Owner, LLC; MCP One Westside, LLC; MCP Paragon Point, LLC; MCP Plaza at Legacy, LLC; MCP Property Management, LLC; MCP Seattle Gateway I Member, LLC; MCP Seattle Gateway II Member, LLC; MCP Seventh and Osborne MF Member, LLC; MCP Seventh and Osborne Retail Member, LLC; MCP SoCal Industrial Kellwood, LLC; MCP SoCal Industrial-Anaheim, LLC; MCP SoCal Industrial-Bernardo, LLC; MCP SoCal Industrial-Canyon, LLC; MCP SoCal Industrial-Concourse, LLC; MCP SoCal Industrial-Fullerton, LLC; MCP SoCal Industrial-LAX, LLC; MCP SoCal Industrial-Loker, LLC; MCP SoCal Industrial-Ontario, LLC; MCP SoCal Industrial-Springdale, LLC; MCP SoCal Industry-Redondo, LLC; MCP The Palms Doral, LLC; MCP Trimble Campus, LLC; MCP VOA Holdings, LLC; MCP VOA I & III, LLC; MCP VOA II, LLC; MCP Waterford Atrium, LLC; MCP Acquisition, LLC; MetLife Core Property TRS, LLC.

9 81.699% of the Limited Partnership interests of this entity is owned by MetLife Insurance K.K., 15.033% is owned by MetLife Limited (Hong Kong) and 3.268% is owned by MetLife Insurance Company of Korea, Limited.

SCHEDULE Y - INFORMATION CONCERNING ACTIVITIES OF INSURER MEMBERS OF A HOLDING COMPANY GROUP

PART 1 - ORGANIZATIONAL CHART

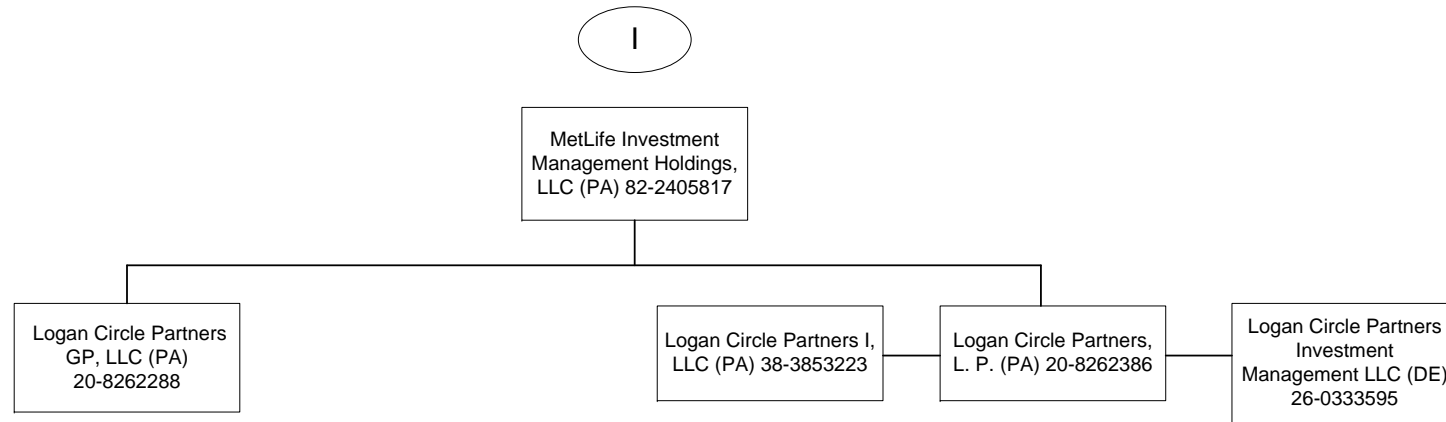


1 99.997% is held by MetLife Chile Inversiones Limitada and .003% by International Technical and Advisory Services Limited.
 2 99.9% is held by MetLife Chile Seguros de Vida S.A. and 0.1% by MetLife Chile Inversiones Limitada.
 3 99.98% of MetLife Chile Seguros Generales, S.A. is owned by MetLife Chile Inversiones Limitada and 0.02% by Inversiones MetLife Holdco Dos Limitada.
 4 97.13% of Inversiones MetLife Holdco Tres Limitada is owned by MetLife Chile Inversiones Limitada and 2.87% is owned by Inversiones MetLife Holdco Dos Limitada.

5 42.3815% of AFP Provida S.A. is owned by Inversiones MetLife Holdco Dos Limitada, 42.3815% owned by Inversiones MetLife Holdco Tres Limitada and 10.9224% by MetLife Chile Inversiones Limitada and the remainder is owned by the public.
 6 99.99% of Provida Internacional S.A. is owned by AFP Provida S.A. and .01% by MetLife Chile Inversiones Limitada.
 7 99.9% of AFP Genesis Administradora de Fondos y Fidecomisos S.A. is owned by Provida Internacional S.A. and 0.1% by AFP Provida S.A.

SCHEDULE Y - INFORMATION CONCERNING ACTIVITIES OF INSURER MEMBERS OF A HOLDING COMPANY GROUP

PART 1 - ORGANIZATIONAL CHART



SCHEDULE Y - INFORMATION CONCERNING ACTIVITIES OF INSURER MEMBERS OF A HOLDING COMPANY GROUP

PART 1 - ORGANIZATIONAL CHART

- 1) The voting securities (excluding directors' qualifying shares, if any) of each subsidiary shown on the organizational chart are 100% owned by their respective parent corporation, unless otherwise indicated.
- 2) The Metropolitan Money Market Pool and MetLife Intermediate Income Pool are pass-through investments pools, of which Metropolitan Life Insurance Company and/or its subsidiaries and/or affiliates are general partners.
- 3) The MetLife, Inc. organizational chart does not include real estate joint ventures and partnerships of which MetLife, Inc. and/or its subsidiaries is an investment partner. In addition, certain inactive subsidiaries have also been omitted.
- 4) MetLife Services EEIG is a cost-sharing mechanism used in European Union for European Union-affiliated members.

Metropolitan Group Property and Casualty Insurance Company

SCHEDULE Y

PART 1A - DETAIL OF INSURANCE HOLDING COMPANY SYSTEM

1	2	3	4	5	6	7	8	9	10	11	12	13	14	15	16
Group Code	Group Name	NAIC Company Code	ID Number	Federal RSSD	CIK	Name of Securities Exchange if Publicly Traded (U.S. or International)	Names of Parent, Subsidiaries or Affiliates	Domiciliary Location	Relationship to Reporting Entity	Directly Controlled by (Name of Entity/Person)	Type of Control (Ownership Board, Management, Attorney-in-Fact, Influence, Other)	If Control is Ownership Provide Percentage	Ultimate Controlling Entity(ies)/Person(s)	Is an SCA Filing Required? (Y/N)	*
Members															
0241	MetLife.....	00000..	13-4075851..	2945824	1099219	NYSE, ISE.....	MetLife, Inc.....	DE.....	UIP.....	Board of Directors.....	Board of Directors	0.000	Board of Directors.....	Y	0.....
0241	MetLife.....	65978..	13-5581829..	1583845	937834		Metropolitan Life Insurance Company.....	NY.....	IA.....	MetLife, Inc.....	Ownership.....	100.000	MetLife, Inc.....	N	0.....
0241	MetLife.....	00000..	20-2985998..	0	0		500 Grant Street GP, LLC.....	DE.....	NIA.....	Metropolitan Life Insurance Company.....	Ownership.....	100.000	MetLife, Inc.....	N	0.....
0241	MetLife.....	00000..		0	0		500 Grant Street Associates Limited Partnership	CT.....	NIA.....	Metropolitan Life Insurance Company.....	Ownership.....	99.000	MetLife, Inc.....	N	0.....
0241	MetLife.....	00000..		0	0		500 Grant Street Associates Limited Partnership	CT.....	NIA.....	500 Grant Street GP LLC.....	Ownership.....	1.000	MetLife, Inc.....	N	0.....
0241	MetLife.....	00000..	22-3140349..	0	0		MetLife Retirement Services LLC.....	NJ.....	NIA.....	Metropolitan Life Insurance Company.....	Ownership.....	100.000	MetLife, Inc.....	N	0.....
0241	MetLife.....	63665..	43-0285930..	0	728240		General American Life Insurance Company.....	MO.....	IA.....	MetLife, Inc.....	Ownership.....	100.000	MetLife, Inc.....	N	0.....
0241	MetLife.....	00000..	45-2420223..	0	0		GALIC Holdings LLC.....	DE.....	NIA.....	General American Life Insurance Company.....	Ownership.....	100.000	MetLife, Inc.....	N	0.....
0241	MetLife.....	00000..		0	0		MLIC CB Holdings LLC.....	DE.....	NIA.....	Metropolitan Life Insurance Company.....	Ownership.....	100.000	MetLife, Inc.....	N	0.....
0241	MetLife.....	00000..		0	0		HPZ Assets LLC.....	DE.....	NIA.....	Metropolitan Life Insurance Company.....	Ownership.....	100.000	MetLife, Inc.....	N	0.....
0241	MetLife.....	00000..		0	0		Alternative Fuels I, LLC.....	DE.....	NIA.....	Metropolitan Life Insurance Company.....	Ownership.....	100.000	MetLife, Inc.....	N	0.....
0241	MetLife.....	00000..	46-0800386..	0	0		CC Holdco Manager, LLC.....	DE.....	NIA.....	Metropolitan Life Insurance Company.....	Ownership.....	100.000	MetLife, Inc.....	N	0.....
0241	MetLife.....	00000..	13-5581829..	0	0		MetLife Private Equity Holdings, LLC.....	DE.....	NIA.....	MetLife SP Holdings, LLC.....	Ownership.....	100.000	MetLife, Inc.....	N	0.....
0241	MetLife.....	00000..		0	0		Euro CL Investments LLC.....	DE.....	NIA.....	Metropolitan Life Insurance Company.....	Ownership.....	100.000	MetLife, Inc.....	N	0.....
0241	MetLife.....	00000..		0	0		1001 Properties, LLC.....	DE.....	NIA.....	Metropolitan Life Insurance Company.....	Ownership.....	100.000	MetLife, Inc.....	N	0.....
0241	MetLife.....	00000..		0	0		6104 Hollywood, LLC.....	DE.....	NIA.....	Metropolitan Life Insurance Company.....	Ownership.....	100.000	MetLife, Inc.....	N	0.....
0241	MetLife.....	00000..		0	0		The Building at 575 Fifth Avenue Mezzanine LLC	DE.....	NIA.....	Metropolitan Life Insurance Company.....	Ownership.....	100.000	MetLife, Inc.....	N	0.....
0241	MetLife.....	00000..		0	0		The Building at 575 Fifth Retail Holding LLC.....	DE.....	NIA.....	The Building at 575 Fifth Avenue Mezzanine LLC	Ownership.....	100.000	MetLife, Inc.....	N	0.....
0241	MetLife.....	00000..		0	0		The Building at 575 Fifth Retail Owner LLC.....	DE.....	NIA.....	The Building at 575 Fifth Retail Holding LLC.....	Ownership.....	100.000	MetLife, Inc.....	N	0.....
0241	MetLife.....	00000..	20-8254446..	0	0		10700 Wilshire, LLC.....	DE.....	NIA.....	Metropolitan Life Insurance Company.....	Ownership.....	100.000	MetLife, Inc.....	N	0.....
0241	MetLife.....	00000..		0	0		Sandpiper Cove Associates II, LLC.....	DE.....	NIA.....	Metropolitan Life Insurance Company.....	Ownership.....	100.000	MetLife, Inc.....	N	0.....
0241	MetLife.....	00000..		0	0		ML Mililani Member, LLC.....	DE.....	NIA.....	Metropolitan Life Insurance Company.....	Ownership.....	95.000	MetLife, Inc.....	N	0.....
0241	MetLife.....	00000..		0	0		ML Mililani Member, LLC.....	DE.....	NIA.....	General American Life Insurance Company.....	Ownership.....	5.000	MetLife, Inc.....	N	0.....
0241	MetLife.....	00000..		0	0		ML North Brand Member.....	DE.....	NIA.....	Metropolitan Life Insurance Company.....	Ownership.....	100.000	MetLife, Inc.....	N	0.....
0241	MetLife.....	00000..		0	0		MCPP Owners, LLC.....	DE.....	NIA.....	Metropolitan Life Insurance Company.....	Ownership.....	84.503	MetLife, Inc.....	N	0.....
0241	MetLife.....	00000..	47-5228317..	0	0		MCPP Owners, LLC.....	DE.....	NIA.....	General American Life Insurance Company.....	Ownership.....	0.603	MetLife, Inc.....	N	0.....
0241	MetLife.....	00000..	47-5228317..	0	0		MCPP Owners, LLC.....	DE.....	NIA.....	Metropolitan Tower Life Insurance Company.....	Ownership.....	1.616	MetLife, Inc.....	N	0.....
0241	MetLife.....	00000..	47-5228317..	0	0		MCPP Owners, LLC.....	DE.....	NIA.....	MTL Leasing, LLC.....	Ownership.....	13.278	MetLife, Inc.....	N	0.....
0241	MetLife.....	00000..	20-3700390..	0	0		Viridian Miracle Mile, LLC.....	DE.....	NIA.....	Metropolitan Life Insurance Company.....	Ownership.....	100.000	MetLife, Inc.....	N	0.....
0241	MetLife.....	00000..	98-1107266..	0	0		MetLife Canada Solar ULC.....	CAN.....	NIA.....	MetLife Capital, Limited Partnership.....	Ownership.....	100.000	MetLife, Inc.....	N	0.....
0241	MetLife.....	00000..		4275534	0		MetLife Investments Asia Limited (Hong Kong).	HKG.....	NIA.....	MetLife Investment Management Holdings (Ireland) Limited	Ownership.....	100.000	MetLife, Inc.....	N	0.....

Q12

SCHEDULE Y

PART 1A - DETAIL OF INSURANCE HOLDING COMPANY SYSTEM

1	2	3	4	5	6	7	8	9	10	11	12	13	14	15	16
Group Code	Group Name	NAIC Company Code	ID Number	Federal RSSD	CIK	Name of Securities Exchange if Publicly Traded (U.S. or International)	Names of Parent, Subsidiaries or Affiliates	Domiciliary Location	Relationship to Reporting Entity	Directly Controlled by (Name of Entity/Person)	Type of Control (Ownership Board, Management, Attorney-in-Fact, Influence, Other)	If Control is Ownership Provide Percentage	Ultimate Controlling Entity(ies)/Person(s)	Is an SCA Filing Required? (Y/N)	*
0241	MetLife.....	00000..		42544270		MetLife Investments Limited (UK).....	GBR.....	NIA.....	Metropolitan Life Insurance Company.....	Ownership.....99.000	MetLife, Inc.....Y.....	0.....
0241	MetLife.....	00000..		42544270		MetLife Investments Limited (UK).....	GBR.....	NIA.....	23rd Street Investments, Inc.....	Ownership.....1.000	MetLife, Inc.....Y.....	0.....
0241	MetLife.....	00000..		42544450		MetLife Latin America Asesorias e Inversiones Limitada (Chile)	CHL.....	NIA.....	Metropolitan Life Insurance Company.....	Ownership.....99.990	MetLife, Inc.....N.....	0.....
0241	MetLife.....	00000..		42544450		MetLife Latin America Asesorias e Inversiones Limitada (Chile)	CHL.....	NIA.....	23rd Street Investments, Inc.....	Ownership.....0.010	MetLife, Inc.....N.....	0.....
0241	MetLife.....	00000..	86-1176467..00		MEX DF Properties, LLC.....	DE.....	NIA.....	Metropolitan Life Insurance Company.....	Ownership.....100.000	MetLife, Inc.....N.....	0.....
0241	MetLife.....	00000..	00		LAR Vivienda XVII, S. de. R. L. de C.V.....	MEX.....	NIA.....	MEX DF Properties, LLC.....	Ownership.....99.990	MetLife, Inc.....N.....	0.....
0241	MetLife.....	00000..	00		LAR Vivienda XVII, S. de. R. L. de C.V.....	MEX.....	NIA.....	Euro CL Investments LLC.....	Ownership.....0.010	MetLife, Inc.....N.....	0.....
0241	MetLife.....	00000..	55-0891973..00		Corporate Real Estate Holdings, LLC.....	DE.....	NIA.....	Metropolitan Life Insurance Company.....	Ownership.....100.000	MetLife, Inc.....N.....	0.....
0241	MetLife.....	00000..	00		WFP 1000 Holding Company GP, LLC.....	DE.....	NIA.....	Metropolitan Life Insurance Company.....	Ownership.....100.000	MetLife, Inc.....N.....	0.....
0241	MetLife.....	00000..	00		MSV Irvine Property, LLC.....	DE.....	NIA.....	Metropolitan Life Insurance Company.....	Ownership.....96.000	MetLife, Inc.....N.....	0.....
0241	MetLife.....	00000..	00		MSV Irvine Property, LLC.....	DE.....	NIA.....	Metropolitan Tower Realty Company, Inc.....	Ownership.....4.000	MetLife, Inc.....N.....	0.....
0241	MetLife.....	00000..	13-3619870..00		23rd Street Investments, Inc.....	DE.....	NIA.....	Metropolitan Life Insurance Company.....	Ownership.....100.000	MetLife, Inc.....Y.....	0.....
0241	MetLife.....	00000..	06-1193029..00		MetLife Capital Credit L.P.....	DE.....	NIA.....	Metropolitan Life Insurance Company.....	Ownership.....99.000	MetLife, Inc.....N.....	0.....
0241	MetLife.....	00000..	06-1193029..00		MetLife Capital Credit L.P.....	DE.....	NIA.....	23rd Street Investments, Inc.....	Ownership.....1.000	MetLife, Inc.....N.....	0.....
0241	MetLife.....	00000..	91-1273824..00		MetLife Capital, Limited Partnership.....	DE.....	NIA.....	Metropolitan Life Insurance Company.....	Ownership.....99.000	MetLife, Inc.....N.....	0.....
0241	MetLife.....	00000..	91-1273824..00		MetLife Capital, Limited Partnership.....	DE.....	NIA.....	23rd Street Investments, Inc.....	Ownership.....1.000	MetLife, Inc.....N.....	0.....
0241	MetLife.....	00000..	00		Long Island Solar Farm, LLC.....	DE.....	NIA.....	Brighthouse Renewables Holding, LLC.....	Ownership.....9.610	MetLife, Inc.....N.....	0.....
0241	MetLife.....	00000..	00		Long Island Solar Farm, LLC.....	DE.....	NIA.....	MetLife Capital, Limited Partnership.....	Ownership.....90.390	MetLife, Inc.....N.....	0.....
0241	MetLife.....	00000..	43-1822723..	42755070		Missouri Reinsurance, Inc.....	CYM.....	IA.....	Metropolitan Life Insurance Company.....	Ownership.....100.000	MetLife, Inc.....N.....	0.....
0241	MetLife.....	00000..	13-3237278..00		MetLife Holdings, Inc.....	DE.....	NIA.....	Metropolitan Life Insurance Company.....	Ownership.....100.000	MetLife, Inc.....Y.....	0.....
0241	MetLife.....	00000..	13-3237275..00		MetLife Credit Corp.....	DE.....	NIA.....	MetLife Holdings, Inc. (DE).....	Ownership.....100.000	MetLife, Inc.....N.....	0.....
0241	MetLife.....	00000..	13-3237277..00		MetLife Funding, Inc.....	DE.....	NIA.....	MetLife Holdings, Inc. (DE).....	Ownership.....100.000	MetLife, Inc.....N.....	0.....
0241	MetLife.....	00000..	00		85 Broad Street Mezzanine LLC.....	DE.....	NIA.....	Metropolitan Life Insurance Company.....	Ownership.....100.000	MetLife, Inc.....N.....	0.....
0241	MetLife.....	00000..	46-5563450..00		Buford Logistics Center, LLC.....	DE.....	NIA.....	Metropolitan Life Insurance Company.....	Ownership.....100.000	MetLife, Inc.....N.....	0.....
0241	MetLife.....	00000..	00		MetLife Park Tower Member, LLC.....	DE.....	NIA.....	Metropolitan Life Insurance Company.....	Ownership.....100.000	MetLife, Inc.....N.....	0.....
0241	MetLife.....	00000..	47-5505232..00		Park Tower REIT, Inc.....	DE.....	NIA.....	MetLife Park Tower Member, LLC.....	Ownership.....100.000	MetLife, Inc.....N.....	0.....
0241	MetLife.....	00000..	00		Park Tower JV Member, LLC.....	DE.....	NIA.....	Park Tower REIT, Inc.....	Ownership.....100.000	MetLife, Inc.....N.....	0.....
0241	MetLife.....	00000..	13-3170235..00		Metropolitan Tower Realty Company, Inc.....	DE.....	NIA.....	Metropolitan Life Insurance Company.....	Ownership.....100.000	MetLife, Inc.....Y.....	0.....
0241	MetLife.....	00000..	01-0855028..00		Midtown Heights, LLC.....	DE.....	NIA.....	Metropolitan Tower Realty Company, Inc.....	Ownership.....100.000	MetLife, Inc.....N.....	0.....
0241	MetLife.....	00000..	95-4656835..00		Headland-Pacific Palisades, LLC.....	CA.....	NIA.....	Metropolitan Life Insurance Company.....	Ownership.....100.000	MetLife, Inc.....N.....	0.....
0241	MetLife.....	00000..	95-4146440..00		Headland Properties Associates.....	CA.....	NIA.....	Metropolitan Life Insurance Company.....	Ownership.....99.000	MetLife, Inc.....N.....	0.....
0241	MetLife.....	00000..	95-4146440..00		Headland Properties Associates.....	CA.....	NIA.....	Headland-Pacific Palisades, LLC.....	Ownership.....1.000	MetLife, Inc.....N.....	0.....
0241	MetLife.....	00000..	43-6026902..00		White Oak Royalty Company.....	OK.....	NIA.....	Metropolitan Life Insurance Company.....	Ownership.....100.000	MetLife, Inc.....Y.....	0.....

Q12.1

SCHEDULE Y

PART 1A - DETAIL OF INSURANCE HOLDING COMPANY SYSTEM

1	2	3	4	5	6	7	8	9	10	11	12	13	14	15	16
Group Code	Group Name	NAIC Company Code	ID Number	Federal RSSD	CIK	Name of Securities Exchange if Publicly Traded (U.S. or International)	Names of Parent, Subsidiaries or Affiliates	Domiciliary Location	Relationship to Reporting Entity	Directly Controlled by (Name of Entity/Person)	Type of Control (Ownership Board, Management, Attorney-in-Fact, Influence, Other)	If Control is Ownership Provide Percentage	Ultimate Controlling Entity(ies)/Person(s)	Is an SCA Filing Required? (Y/N)	*
0241	MetLife.....	00000..	30-0777814..00		Marketplace Residences, LLC.....	DE.....	NIA.....	Metropolitan Life Insurance Company.....	Ownership.....	...100.000	MetLife, Inc.....	...N.....	0.....
0241	MetLife.....	00000..	26-2853672..00		MLIC Asset Holdings LLC.....	DE.....	NIA.....	Metropolitan Life Insurance Company.....	Ownership.....	...100.000	MetLife, Inc.....	...N.....	0.....
0241	MetLife.....	00000..	00		MetLife Properties Ventures, LLC.....	DE.....	NIA.....	Metropolitan Life Insurance Company.....	Ownership.....	...100.000	MetLife, Inc.....	...N.....	0.....
0241	MetLife.....	00000..	22-2375428..00		Transmountain Land & Livestock Company.....	MT.....	NIA.....	Metropolitan Life Insurance Company.....	Ownership.....	...100.000	MetLife, Inc.....	...Y.....	0.....
0241	MetLife.....	00000..	34-1650967..00		Hyatt Legal Plans, Inc.....	DE.....	NIA.....	Metropolitan Life Insurance Company.....	Ownership.....	...100.000	MetLife, Inc.....	...Y.....	0.....
0241	MetLife.....	00000..	34-1631590..00		Hyatt Legal Plans of Florida, Inc.....	FL.....	NIA.....	Hyatt Legal Plans, Inc.....	Ownership.....	...100.000	MetLife, Inc.....	...N.....	0.....
0241	MetLife.....	00000..	27-0226554..00		MLIC Asset Holdings II LLC.....	DE.....	NIA.....	Metropolitan Life Insurance Company.....	Ownership.....	...100.000	MetLife, Inc.....	...N.....	0.....
0241	MetLife.....	00000..	30-0756430..00		EI Conquistador MAH II LLC.....	DE.....	NIA.....	MLIC Asset Holdings II LLC.....	Ownership.....	...100.000	MetLife, Inc.....	...N.....	0.....
0241	MetLife.....	00000..	80-0868980..00		Mansell Office LLC.....	DE.....	NIA.....	MLIC Asset Holdings II LLC.....	Ownership.....	...73.028	MetLife, Inc.....	...N.....	0.....
0241	MetLife.....	00000..	80-0868980..00		Mansell Office LLC.....	DE.....	NIA.....	MLIC CB Holdings LLC.....	Ownership.....	...26.972	MetLife, Inc.....	...N.....	0.....
0241	MetLife.....	00000..	80-0869135..00		Mansell Retail LLC.....	DE.....	NIA.....	MLIC Asset Holdings II LLC.....	Ownership.....	...73.028	MetLife, Inc.....	...N.....	0.....
0241	MetLife.....	00000..	80-0869135..00		Mansell Retail LLC.....	DE.....	NIA.....	MLIC CB Holdings LLC.....	Ownership.....	...26.972	MetLife, Inc.....	...N.....	0.....
0241	MetLife.....	00000..	00		MetLife RC SF Member, LLC.....	DE.....	NIA.....	Metropolitan Life Insurance Company.....	Ownership.....	...100.000	MetLife, Inc.....	...N.....	0.....
0241	MetLife.....	00000..	20-3221642..00		MetLife Mall Ventures Limited Partnership.....	DE.....	NIA.....	Metropolitan Life Insurance Company.....	Ownership.....	...99.000	MetLife, Inc.....	...N.....	0.....
0241	MetLife.....	00000..	20-3221642..00		MetLife Mall Ventures Limited Partnership.....	DE.....	NIA.....	Metropolitan Tower Realty Company, Inc.....	Ownership.....	...1.000	MetLife, Inc.....	...N.....	0.....
0241	MetLife.....	00000..	20-8868348..00		Ashton Judiciary Square, LLC.....	DE.....	NIA.....	Metropolitan Life Insurance Company.....	Ownership.....	...100.000	MetLife, Inc.....	...N.....	0.....
0241	MetLife.....	00000..	20-8349277..00		Sandpiper Cove Associates, LLC.....	DE.....	NIA.....	Metropolitan Life Insurance Company.....	Ownership.....	...90.590	MetLife, Inc.....	...N.....	0.....
0241	MetLife.....	00000..	20-8349277..00		Sandpiper Cove Associates, LLC.....	DE.....	NIA.....	Metropolitan Tower Realty Company, Inc.....	Ownership.....	...9.410	MetLife, Inc.....	...N.....	0.....
0241	MetLife.....	00000..	20-3305615..00		1900 McKinney Properties, LP.....	DE.....	NIA.....	Metropolitan Life Insurance Company.....	Ownership.....	...99.900	MetLife, Inc.....	...N.....	0.....
0241	MetLife.....	00000..	20-3305615..00		1900 McKinney Properties, LP.....	DE.....	NIA.....	Metropolitan Tower Realty Company, Inc.....	Ownership.....	...0.100	MetLife, Inc.....	...N.....	0.....
0241	MetLife.....	00000..	13-4047186..00		MetLife Tower Resources Group, Inc.....	DE.....	NIA.....	Metropolitan Life Insurance Company.....	Ownership.....	...100.000	MetLife, Inc.....	...Y.....	0.....
0241	MetLife.....	00000..	75-2085469..00		Para-Met Plaza Associates.....	FL.....	NIA.....	Metropolitan Life Insurance Company.....	Ownership.....	...75.000	MetLife, Inc.....	...N.....	0.....
0241	MetLife.....	00000..	75-2085469..00		Para-Met Plaza Associates.....	FL.....	NIA.....	Metropolitan Tower Realty Company, Inc.....	Ownership.....	...25.000	MetLife, Inc.....	...N.....	0.....
0241	MetLife.....	00000..	00		Housing Fund Manager, LLC.....	DE.....	NIA.....	Metropolitan Life Insurance Company.....	Ownership.....	...100.000	MetLife, Inc.....	...N.....	0.....
0241	MetLife.....	00000..	26-0405155..00		MTC Fund I, LLC.....	DE.....	NIA.....	Housing Fund Manager, LLC.....	Management.....	...0.000	MetLife, Inc.....	...N.....	0.....
0241	MetLife.....	00000..	00		MTC Fund II, LLC.....	DE.....	NIA.....	Housing Fund Manager, LLC.....	Management.....	...0.000	MetLife, Inc.....	...N.....	0.....
0241	MetLife.....	00000..	14-2013939..00		MTC Fund III, LLC.....	DE.....	NIA.....	Housing Fund Manager, LLC.....	Management.....	...0.000	MetLife, Inc.....	...N.....	0.....
0241	MetLife.....	00000..	13-4078322..00		334 Madison Euro Investments, Inc.....	DE.....	NIA.....	Metropolitan Life Insurance Company.....	Ownership.....	...100.000	MetLife, Inc.....	...Y.....	0.....
0241	MetLife.....	00000..	00		St. James Fleet Investments Two Limited.....	CYM.....	NIA.....	Metropolitan Life Insurance Company.....	Ownership.....	...100.000	MetLife, Inc.....	...Y.....	0.....
0241	MetLife.....	00000..	00		Park Twenty Three Investments Company (UK).....	GBR.....	NIA.....	St. James Fleet Investments Two Limited.....	Ownership.....	...100.000	MetLife, Inc.....	...N.....	0.....
0241	MetLife.....	00000..	00		Convent Station Euro Investments Four Company (UK).....	GBR.....	NIA.....	Park Twenty Three Investments Company.....	Ownership.....	...100.000	MetLife, Inc.....	...N.....	0.....
0241	MetLife.....	00000..	00		OMI MLIC Investments Limited.....	CYM.....	NIA.....	Convent Station Euro Investments Four Company.....	Ownership.....	...100.000	MetLife, Inc.....	...N.....	0.....
0241	MetLife.....	00000..	46-3608641..00		ML Swan Mezz, LLC.....	DE.....	NIA.....	Metropolitan Life Insurance Company.....	Ownership.....	...100.000	MetLife, Inc.....	...N.....	0.....
0241	MetLife.....	00000..	46-3589015..00		ML Swan GP, LLC.....	DE.....	NIA.....	ML Swan Mezz, LLC.....	Ownership.....	...100.000	MetLife, Inc.....	...N.....	0.....

Q12.2

SCHEDULE Y

PART 1A - DETAIL OF INSURANCE HOLDING COMPANY SYSTEM

1	2	3	4	5	6	7	8	9	10	11	12	13	14	15	16
Group Code	Group Name	NAIC Company Code	ID Number	Federal RSSD	CIK	Name of Securities Exchange if Publicly Traded (U.S. or International)	Names of Parent, Subsidiaries or Affiliates	Domiciliary Location	Relationship to Reporting Entity	Directly Controlled by (Name of Entity/Person)	Type of Control (Ownership Board, Management, Attorney-in-Fact, Influence, Other)	If Control is Ownership Provide Percentage	Ultimate Controlling Entity(ies)/Person(s)	Is an SCA Filing Required? (Y/N)	*
0241	MetLife.....	00000..	46-3616798..00		ML Dolphin Mezz, LLC.....	DE.....	NIA.....	Metropolitan Life Insurance Company.....	Ownership.....	...100.000	MetLife, Inc.....	...N.....	0.....
0241	MetLife.....	00000..	46-3593573..00		ML Dolphin GP, LLC.....	DE.....	NIA.....	ML Dolphin Mezz, LLC.....	Ownership.....	...100.000	MetLife, Inc.....	...N.....	0.....
0241	MetLife.....	00000..	00		Haskell East Village, LLC.....	DE.....	NIA.....	Metropolitan Life Insurance Company.....	Ownership.....	...100.000	MetLife, Inc.....	...N.....	0.....
0241	MetLife.....	00000..	46-3426206..00		MetLife Cabo Hilton Member, LLC.....	DE.....	NIA.....	Metropolitan Life Insurance Company.....	Ownership.....83.100	MetLife, Inc.....	...N.....	0.....
0241	MetLife.....	00000..	46-3426206..00		MetLife Cabo Hilton Member, LLC.....	DE.....	NIA.....	General American Life Insurance Company....	Ownership.....16.900	MetLife, Inc.....	...N.....	0.....
0241	MetLife.....	00000..	46-0803970..00		MetLife CC Member, LLC.....	DE.....	NIA.....	Metropolitan Life Insurance Company.....	Ownership.....95.122	MetLife, Inc.....	...N.....	0.....
0241	MetLife.....	00000..	46-0803970..00		MetLife CC Member, LLC.....	DE.....	NIA.....	General American Life Insurance Company....	Ownership.....4.878	MetLife, Inc.....	...N.....	0.....
0241	MetLife.....	00000..	13-5581829..00		MetLife SP Holdings, LLC.....	DE.....	NIA.....	Metropolitan Life Insurance Company.....	Ownership.....	...100.000	MetLife, Inc.....	...N.....	0.....
0241	MetLife.....	00000..	80-0821598..00		Oconee Hotel Company, LLC.....	DE.....	NIA.....	Metropolitan Life Insurance Company.....	Ownership.....	...100.000	MetLife, Inc.....	...N.....	0.....
0241	MetLife.....	00000..	80-0823015..00		Oconee Land Company, LLC.....	DE.....	NIA.....	Metropolitan Life Insurance Company.....	Ownership.....	...100.000	MetLife, Inc.....	...N.....	0.....
0241	MetLife.....	00000..	80-0823413..00		Oconee Land Development Company, LLC.....	DE.....	NIA.....	Oconee Land Company, LLC.....	Ownership.....	...100.000	MetLife, Inc.....	...N.....	0.....
0241	MetLife.....	00000..	90-0853553..00		Oconee Golf Company, LLC.....	DE.....	NIA.....	Oconee Land Company, LLC.....	Ownership.....	...100.000	MetLife, Inc.....	...N.....	0.....
0241	MetLife.....	00000..	37-1694299..00		Oconee Marina Company, LLC.....	DE.....	NIA.....	Oconee Land Company, LLC.....	Ownership.....	...100.000	MetLife, Inc.....	...N.....	0.....
0241	MetLife.....	00000..	00		1201 TAB Manager, LLC.....	DE.....	NIA.....	Metropolitan Life Insurance Company.....	Ownership.....	...100.000	MetLife, Inc.....	...N.....	0.....
0241	MetLife.....	00000..	00		MetLife 1201 TAB Member, LLC.....	DE.....	NIA.....	Metropolitan Life Insurance Company.....	Ownership.....96.900	MetLife, Inc.....	...N.....	0.....
0241	MetLife.....	00000..	00		MetLife 1201 TAB Member, LLC.....	DE.....	NIA.....	Metropolitan Property and Casualty Insurance Company	Ownership.....3.100	MetLife, Inc.....	...N.....	0.....
0241	MetLife.....	00000..	00		MetLife LHH Member, LLC.....	DE.....	NIA.....	Metropolitan Life Insurance Company.....	Ownership.....99.000	MetLife, Inc.....	...N.....	0.....
0241	MetLife.....	00000..	00		MetLife LHH Member, LLC.....	DE.....	NIA.....	General American Life Insurance Company ...	Ownership.....1.000	MetLife, Inc.....	...N.....	0.....
0241	MetLife.....	00000..	20-1035937..00		Riverway Residential, LP.....	DE.....	NIA.....	Metropolitan Life Insurance Company.....	Ownership.....99.900	MetLife, Inc.....	...N.....	0.....
0241	MetLife.....	00000..	20-1035937..00		Riverway Residential, LP.....	DE.....	NIA.....	Metropolitan Tower Realty Company, Inc.....	Ownership.....0.100	MetLife, Inc.....	...N.....	0.....
0241	MetLife.....	00000..	00		1925 WJC Owner, LLC (DE)	DE.....	NIA.....	Metropolitan Life Insurance Company.....	Ownership.....	...100.000	MetLife, Inc.....	...N.....	0.....
0241	MetLife.....	00000..	26-1762232..00		Boulevard Residential, LLC.....	DE.....	NIA.....	Metropolitan Life Insurance Company.....	Ownership.....	...100.000	MetLife, Inc.....	...N.....	0.....
0241	MetLife.....	00000..	00		MetLife Ontario Street Member, LLC (DE)	DE.....	NIA.....	Metropolitan Life Insurance Company.....	Ownership.....	...100.000	MetLife, Inc.....	...N.....	0.....
0241	MetLife.....	00000..	46-4158087..00		MetLife 555 12th Member, LLC.....	DE.....	NIA.....	Metropolitan Life Insurance Company.....	Ownership.....94.600	MetLife, Inc.....	...N.....	0.....
0241	MetLife.....	00000..	46-4158087..00		MetLife 555 12th Member, LLC.....	DE.....	NIA.....	General American Life Insurance Company....	Ownership.....5.400	MetLife, Inc.....	...N.....	0.....
0241	MetLife.....	00000..	00		150 North Riverside PE Member, LLC.....	DE.....	NIA.....	Metropolitan Life Insurance Company.....	Ownership.....81.450	MetLife, Inc.....	...N.....	0.....
0241	MetLife.....	00000..	00		150 North Riverside PE Member, LLC.....	DE.....	NIA.....	General American Life Insurance Company ...	Ownership.....13.320	MetLife, Inc.....	...N.....	0.....
0241	MetLife.....	00000..	00		150 North Riverside PE Member, LLC.....	DE.....	NIA.....	Metropolitan Tower Life Insurance Company...	Ownership.....5.230	MetLife, Inc.....	...N.....	0.....
0241	MetLife.....	00000..	47-2085444..00		ML-AI MetLife Member 2, LLC.....	DE.....	NIA.....	Metropolitan Life Insurance Company.....	Ownership.....98.970	MetLife, Inc.....	...N.....	0.....
0241	MetLife.....	00000..	47-2085444..00		ML-AI MetLife Member 2, LLC.....	DE.....	NIA.....	General American Life Insurance Company....	Ownership.....1.030	MetLife, Inc.....	...N.....	0.....
0241	MetLife.....	00000..	00		ML-AI MetLife Member 3, LLC.....	DE.....	NIA.....	Metropolitan Life Insurance Company.....	Ownership.....	...100.000	MetLife, Inc.....	...N.....	0.....
0241	MetLife.....	00000..	00		MetLife ConSquare Member, LLC (DE).....	DE.....	NIA.....	Metropolitan Life Insurance Company.....	Ownership.....	...100.000	MetLife, Inc.....	...N.....	0.....
0241	MetLife.....	00000..	13-5581829..00		MetLife Member Solaire, LLC.....	DE.....	NIA.....	Metropolitan Life Insurance Company.....	Ownership.....	...100.000	MetLife, Inc.....	...N.....	0.....
0241	MetLife.....	00000..	81-0770888..00		MetLife Treat Towers Member, LLC.....	DE.....	NIA.....	Metropolitan Life Insurance Company.....	Ownership.....	...100.000	MetLife, Inc.....	...N.....	0.....
0241	MetLife.....	00000..	46-4133357..00		ML Bridgeside Apartments, LLC.....	DE.....	NIA.....	Metropolitan Life Insurance Company.....	Ownership.....	...100.000	MetLife, Inc.....	...N.....	0.....

Q12.3

SCHEDULE Y

PART 1A - DETAIL OF INSURANCE HOLDING COMPANY SYSTEM

1	2	3	4	5	6	7	8	9	10	11	12	13	14	15	16
Group Code	Group Name	NAIC Company Code	ID Number	Federal RSSD	CIK	Name of Securities Exchange if Publicly Traded (U.S. or International)	Names of Parent, Subsidiaries or Affiliates	Domiciliary Location	Relationship to Reporting Entity	Directly Controlled by (Name of Entity/Person)	Type of Control (Ownership Board, Management, Attorney-in-Fact, Influence, Other)	If Control is Ownership Provide Percentage	Ultimate Controlling Entity(ies)/Person(s)	Is an SCA Filing Required? (Y/N)	*
0241	MetLife.....	00000..					MetLife Camino Ramon Member, LLC.....	DE.....	NIA.....	General American Life Insurance Company....	Ownership.....1.000	MetLife, Inc.....N.....	0.....
0241	MetLife.....	00000..					MetLife Camino Ramon Member, LLC.....	DE.....	NIA.....	Metropolitan Life Insurance Company.....	Ownership.....99.000	MetLife, Inc.....N.....	0.....
0241	MetLife.....	00000..	46-4255167..				ML Terraces, LLC.....	DE.....	NIA.....	Metropolitan Life Insurance Company.....	Ownership.....100.000	MetLife, Inc.....N.....	0.....
0241	MetLife.....	00000..					MetLife CB W/A, LLC.....	DE.....	NIA.....	Metropolitan Life Insurance Company.....	Ownership.....100.000	MetLife, Inc.....N.....	0.....
0241	MetLife.....	00000..	47-1970965..				ML New River Village III, LLC.....	DE.....	NIA.....	Metropolitan Life Insurance Company.....	Ownership.....100.000	MetLife, Inc.....N.....	0.....
0241	MetLife.....	00000..					MetLife 1007 Stewart, LLC.....	DE.....	NIA.....	Metropolitan Life Insurance Company.....	Ownership.....100.000	MetLife, Inc.....N.....	0.....
0241	MetLife.....	00000..					Chestnut Flats Wind, LLC.....	DE.....	NIA.....	Metropolitan Life Insurance Company.....	Ownership.....100.000	MetLife, Inc.....N.....	0.....
0241	MetLife.....	00000..					MetLife 425 MKT Member, LLC.....	DE.....	NIA.....	Metropolitan Life Insurance Company.....	Ownership.....100.000	MetLife, Inc.....N.....	0.....
0241	MetLife.....	00000..	46-4229772..				MetLife THR Investor, LLC.....	DE.....	NIA.....	Metropolitan Life Insurance Company.....	Ownership.....100.000	MetLife, Inc.....N.....	0.....
0241	MetLife.....	00000..					MetLife OFC Member, LLC.....	DE.....	NIA.....	Metropolitan Life Insurance Company.....	Ownership.....100.000	MetLife, Inc.....N.....	0.....
0241	MetLife.....	00000..	47-1256270..				MetLife OBS Member, LLC.....	DE.....	NIA.....	Metropolitan Life Insurance Company.....	Ownership.....100.000	MetLife, Inc.....N.....	0.....
0241	MetLife.....	00000..					MetLife FM Hotel Member, LLC.....	DE.....	NIA.....	Metropolitan Life Insurance Company.....	Ownership.....100.000	MetLife, Inc.....N.....	0.....
0241	MetLife.....	00000..					LHCW Holdings (U.S.) LLC.....	DE.....	NIA.....	MetLife FM Hotel Member, LLC.....	Ownership.....100.000	MetLife, Inc.....N.....	0.....
0241	MetLife.....	00000..					LHC Holdings (U.S.) LLC.....	DE.....	NIA.....	LHCW Holdings (U.S.) LLC.....	Ownership.....100.000	MetLife, Inc.....N.....	0.....
0241	MetLife.....	00000..					LHCW Hotel Holding (U.S.) LLC.....	DE.....	NIA.....	LHC Holdings (U.S.) LLC.....	Ownership.....100.000	MetLife, Inc.....N.....	0.....
0241	MetLife.....	00000..					LHCW Hotel Holding (2002) LLC.....	DE.....	NIA.....	LHCW Hotel Holding (U.S.) LLC.....	Ownership.....100.000	MetLife, Inc.....N.....	0.....
0241	MetLife.....	00000..					LHCW Hotel Operating Company (2002) LLC..	DE.....	NIA.....	LHCW Hotel Holding (U.S.) LLC.....	Ownership.....100.000	MetLife, Inc.....N.....	0.....
0241	MetLife.....	00000..	46-4584166..				ML Southmore, LLC.....	DE.....	NIA.....	Metropolitan Life Insurance Company.....	Ownership.....99.000	MetLife, Inc.....N.....	0.....
0241	MetLife.....	00000..	46-4584166..				ML Southmore, LLC.....	DE.....	NIA.....	General American Life Insurance Company ...	Ownership.....1.000	MetLife, Inc.....N.....	0.....
0241	MetLife.....	00000..					MetLife HCMJV 1 GP, LLC.....	DE.....	NIA.....	Metropolitan Life Insurance Company.....	Ownership.....100.000	MetLife, Inc.....N.....	0.....
0241	MetLife.....	00000..					ML-AI MetLife Member 1, LLC.....	DE.....	NIA.....	Metropolitan Life Insurance Company.....	Ownership.....95.199	MetLife, Inc.....N.....	0.....
0241	MetLife.....	00000..					ML-AI MetLife Member 1, LLC.....	DE.....	NIA.....	Metropolitan Property and Casualty Insurance Company	Ownership.....4.801	MetLife, Inc.....N.....	0.....
0241	MetLife.....	00000..	13-3759652..	3166279	0		MetLife International Holdings, LLC.....	DE.....	NIA.....	MetLife Global Holding Company II GmbH (Swiss)	Ownership.....100.000	MetLife, Inc.....N.....	0.....
0241	MetLife.....	00000..	13-3953333..	3166372	0		Natiloportem Holdings, LLC.....	DE.....	NIA.....	MetLife International Holdings, LLC.....	Ownership.....100.000	MetLife, Inc.....N.....	0.....
0241	MetLife.....	00000..		3166402	0		Excelencia Operativa y Tecnologica, S.A. de C.V. (Mexico)	MEX.....	NIA.....	Natiloportem Holdings, LLC.....	Ownership.....99.000	MetLife, Inc.....N.....	0.....
0241	MetLife.....	00000..		3166402	0		Excelencia Operativa y Tecnologica, S.A. de C.V. (Mexico)	MEX.....	NIA.....	MetLife Mexico Servicios, S.A. de C.V.....	Ownership.....1.000	MetLife, Inc.....N.....	0.....
0241	MetLife.....	00000..		3373705	0		MLA Comercial, S.A. de C.V. (Mexico).....	MEX.....	NIA.....	Excelencia Operativa y Tecnologica, S.A. de C.V.	Ownership.....99.000	MetLife, Inc.....N.....	0.....
0241	MetLife.....	00000..		3373705	0		MLA Comercial, S.A. de C.V. (Mexico).....	MEX.....	NIA.....	MetLife Mexico Servicios, S.A. de C.V.....	Ownership.....1.000	MetLife, Inc.....N.....	0.....
0241	MetLife.....	00000..		3373714	0		MLA Servicios S.A. de C.V. (Mexico).....	MEX.....	NIA.....	Excelencia Operativa y Tecnologica, S.A. de C.V.	Ownership.....99.000	MetLife, Inc.....N.....	0.....
0241	MetLife.....	00000..		3373714	0		MLA Servicios S.A. de C.V. (Mexico).....	MEX.....	NIA.....	MetLife Mexico Servicios, S.A. de C.V.....	Ownership.....1.000	MetLife, Inc.....N.....	0.....
0241	MetLife.....	00000..		4240907	0		MM Global Operations Support Center, S.A. de C.V.	MEX.....	NIA.....	MetLife Global Holding Company II GmbH (Swiss)	Ownership.....100.000	MetLife, Inc.....N.....	0.....

Q12.4

SCHEDULE Y

PART 1A - DETAIL OF INSURANCE HOLDING COMPANY SYSTEM

1	2	3	4	5	6	7	8	9	10	11	12	13	14	15	16
Group Code	Group Name	NAIC Company Code	ID Number	Federal RSSD	CIK	Name of Securities Exchange if Publicly Traded (U.S. or International)	Names of Parent, Subsidiaries or Affiliates	Domiciliary Location	Relationship to Reporting Entity	Directly Controlled by (Name of Entity/Person)	Type of Control (Ownership Board, Management, Attorney-in-Fact, Influence, Other)	If Control is Ownership Provide Percentage	Ultimate Controlling Entity(ies)/Person(s)	Is an SCA Filing Required? (Y/N)	*
0241	MetLife.....	00000..		4240907	0		MM Global Operations Support Center, S.A. de C.V.	MEX.....	NIA.....	MetLife Global Holding Company I GmbH (Swiss)	Ownership.....	0.000	MetLife, Inc.....	N.....	0.....
0241	MetLife.....	00000..		4254995	0		Fundacion MetLife Mexico, A.C.....	MEX.....	NIA.....	MM Global Operations Support Center, S.A. de C.V., S.A. de C.V.	Ownership.....	100.000	MetLife, Inc.....	N.....	0.....
0241	MetLife.....	00000..		3166318	0		Metropolitan Life Seguros e Previdencia Privada S.A. (Brazil)	BRA.....	IA.....	MetLife International Holdings, LLC.....	Ownership.....	66.662	MetLife, Inc.....	N.....	0.....
0241	MetLife.....	00000..		3166318	0		Metropolitan Life Seguros e Previdencia Privada S.A. (Brazil)	BRA.....	IA.....	MetLife Worldwide Holdings, LLC.....	Ownership.....	33.337	MetLife, Inc.....	N.....	0.....
0241	MetLife.....	00000..		3166318	0		Metropolitan Life Seguros e Previdencia Privada S.A. (Brazil)	BRA.....	IA.....	Natiloportem Holdings, LLC.....	Ownership.....	0.001	MetLife, Inc.....	N.....	0.....
0241	MetLife.....	00000..		4191616	0		MetLife Ireland Holdings One Limited.....	IRL.....	NIA.....	MetLife International Holdings, LLC.....	Ownership.....	100.000	MetLife, Inc.....	N.....	0.....
0241	MetLife.....	00000..		4189846	0		MetLife Global Holdings Corporation S.A. de C.V. (Mexico)	MEX.....	NIA.....	MetLife Ireland Holdings One Limited.....	Ownership.....	98.900	MetLife, Inc.....	N.....	0.....
0241	MetLife.....	00000..		4189846	0		MetLife Global Holdings Corporation S.A. de C.V. (Mexico)	MEX.....	NIA.....	MetLife International Limited, LLC.....	Ownership.....	1.100	MetLife, Inc.....	N.....	0.....
0241	MetLife.....	00000..	13-3047691..	0	0		Metropolitan Global Management, LLC.....	IRL.....	NIA.....	MetLife Global Holdings Corporation S.A. de C.V.	Ownership.....	99.700	MetLife, Inc.....	N.....	0.....
0241	MetLife.....	00000..	13-3047691..	0	0		Metropolitan Global Management, LLC.....	IRL.....	NIA.....	MetLife International Holdings, LLC.....	Ownership.....	0.300	MetLife, Inc.....	N.....	0.....
0241	MetLife.....	00000..	AA-2730030.	3165740	0		MetLife Mexico Holding S. de R.L. de C.V.....	MEX.....	IA.....	Metropolitan Global Management, LLC.....	Ownership.....	100.000	MetLife, Inc.....	N.....	0.....
0241	MetLife.....	00000..	AA-2730030.	3165740	0		MetLife Mexico Holding S. de R.L. de C.V.....	MEX.....	IA.....	Excelencia Operativa y Tecnologica, S.A. de C.V.	Ownership.....	0.000	MetLife, Inc.....	N.....	0.....
0241	MetLife.....	00000..	AA-2730030.	3165740	0		MetLife Mexico S.A.....	MEX.....	IA.....	Metropolitan Global Management, LLC.....	Ownership.....	99.050	MetLife, Inc.....	N.....	0.....
0241	MetLife.....	00000..	AA-2730030.	3165740	0		MetLife Mexico S.A.....	MEX.....	IA.....	MetLife International Holdings, LLC.....	Ownership.....	0.950	MetLife, Inc.....	N.....	0.....
0241	MetLife.....	00000..		4255291	0		MetLife Afore, S.A. de C.V. (Mexico).....	MEX.....	IA.....	MetLife Mexico S.A.....	Ownership.....	99.990	MetLife, Inc.....	N.....	0.....
0241	MetLife.....	00000..		4255291	0		MetLife Afore, S.A. de C.V. (Mexico).....	MEX.....	IA.....	MetLife Pensiones S.A.....	Ownership.....	0.010	MetLife, Inc.....	N.....	0.....
0241	MetLife.....	00000..		4241061	0		ML Capacitacion Comercial S.A. de C.V. (Mexico)	MEX.....	NIA.....	MetLife Mexico S.A.....	Ownership.....	99.000	MetLife, Inc.....	N.....	0.....
0241	MetLife.....	00000..		4241061	0		ML Capacitacion Comercial S.A. de C.V. (Mexico)	MEX.....	NIA.....	MetLife Mexico Servicios, S.A. de C.V.....	Ownership.....	1.000	MetLife, Inc.....	N.....	0.....
0241	MetLife.....	00000..		4255303	0		MetA SIEFORE Adicional, S.A. de C.V. (Mexico)	MEX.....	NIA.....	MetLife Afore, S.A. de C.V.....	Ownership.....	99.990	MetLife, Inc.....	N.....	0.....
0241	MetLife.....	00000..		4255303	0		MetA SIEFORE Adicional, S.A. de C.V. (Mexico)	MEX.....	NIA.....	MetLife Mexico S.A.....	Ownership.....	0.010	MetLife, Inc.....	N.....	0.....
0241	MetLife.....	00000..		4255415	0		Met1 SIEFORE, S.A. de C.V. (Mexico).....	MEX.....	NIA.....	MetLife Afore, S.A. de C.V.....	Ownership.....	99.990	MetLife, Inc.....	N.....	0.....
0241	MetLife.....	00000..		4255415	0		Met1 SIEFORE, S.A. de C.V. (Mexico).....	MEX.....	NIA.....	MetLife Mexico S.A.....	Ownership.....	0.010	MetLife, Inc.....	N.....	0.....
0241	MetLife.....	00000..		4255844	0		Met2 SIEFORE, S.A. de C.V. (Mexico).....	MEX.....	NIA.....	MetLife Afore, S.A. de C.V.....	Ownership.....	99.990	MetLife, Inc.....	N.....	0.....

Q12.5

SCHEDULE Y

PART 1A - DETAIL OF INSURANCE HOLDING COMPANY SYSTEM

1	2	3	4	5	6	7	8	9	10	11	12	13	14	15	16
Group Code	Group Name	NAIC Company Code	ID Number	Federal RSSD	CIK	Name of Securities Exchange if Publicly Traded (U.S. or International)	Names of Parent, Subsidiaries or Affiliates	Domiciliary Location	Relationship to Reporting Entity	Directly Controlled by (Name of Entity/Person)	Type of Control (Ownership Board, Management, Attorney-in-Fact, Influence, Other)	If Control is Ownership Provide Percentage	Ultimate Controlling Entity(ies)/Person(s)	Is an SCA Filing Required? (Y/N)	*
0241	MetLife.....	00000..		42558440		Met2 SIEFORE, S.A. de C.V. (Mexico).....	MEX.....	NIA.....	MetLife Mexico S.A.....	Ownership.....0.010	MetLife, Inc.....N.....	0.....
0241	MetLife.....	00000..		42553940		Met3 SIEFORE Basica, S.A. de C.V. (Mexico)..	MEX.....	NIA.....	MetLife Afore, S.A. de C.V.....	Ownership.....99.990	MetLife, Inc.....N.....	0.....
0241	MetLife.....	00000..		42553940		Met3 SIEFORE Basica, S.A. de C.V. (Mexico)..	MEX.....	NIA.....	MetLife Mexico S.A.....	Ownership.....0.010	MetLife, Inc.....N.....	0.....
0241	MetLife.....	00000..		42553850		Met4 SIEFORE, S.A. de C.V. (Mexico).....	MEX.....	NIA.....	MetLife Afore, S.A. de C.V.....	Ownership.....99.990	MetLife, Inc.....N.....	0.....
0241	MetLife.....	00000..		42553850		Met4 SIEFORE, S.A. de C.V. (Mexico).....	MEX.....	NIA.....	MetLife Mexico S.A.....	Ownership.....0.010	MetLife, Inc.....N.....	0.....
0241	MetLife.....	00000..		42553760		Met0 SIEFORE Adicional, S.A. de C.V. (Mexico)	MEX.....	NIA.....	MetLife Afore, S.A. de C.V.....	Ownership.....99.990	MetLife, Inc.....N.....	0.....
0241	MetLife.....	00000..		42553760		Met0 SIEFORE Adicional, S.A. de C.V. (Mexico)	MEX.....	NIA.....	MetLife Mexico S.A.....	Ownership.....0.010	MetLife, Inc.....N.....	0.....
0241	MetLife.....	00000..		31657950		MetLife Pensiones Mexico S.A.....	MEX.....	IA.....	Metropolitan Global Management , LLC.....	Ownership.....97.513	MetLife, Inc.....N.....	0.....
0241	MetLife.....	00000..		31657950		MetLife Pensiones Mexico S.A.....	MEX.....	IA.....	MetLife International Holdings, LLC.....	Ownership.....2.488	MetLife, Inc.....N.....	0.....
0241	MetLife.....	00000..		32673900		MetLife Mexico Servicios S.A. de C.V.....	MEX.....	NIA.....	Metropolitan Global Management , LLC.....	Ownership.....98.000	MetLife, Inc.....N.....	0.....
0241	MetLife.....	00000..		32673900		MetLife Mexico Servicios S.A. de C.V.....	MEX.....	NIA.....	MetLife International Holdings, LLC.....	Ownership.....2.000	MetLife, Inc.....N.....	0.....
0241	MetLife.....	00000..	AA-5420018.	31662880		MetLife Insurance Company of Korea, Limited..	KOR.....	IA.....	MetLife Mexico S.A.....	Ownership.....14.640	MetLife, Inc.....N.....	0.....
0241	MetLife.....	00000..	AA-5420018.	31662880		MetLife Insurance Company of Korea, Limited..	KOR.....	IA.....	Metropolitan Global Management , LLC.....	Ownership.....85.360	MetLife, Inc.....N.....	0.....
0241	MetLife.....	00000..		00		MetLife Financial Services, Co., Ltd. (South Korea)	KOR.....	NIA.....	MetLife Insurance Company of Korea, Limited	Ownership.....100.000	MetLife, Inc.....N.....	0.....
0241	MetLife.....	00000..		42008800		MetLife Ireland Treasury d.a.c.....	IRL.....	NIA.....	MetLife Global Holdings Corporation S.A. de C.V.	Ownership.....100.000	MetLife, Inc.....N.....	0.....
0241	MetLife.....	00000..	AA-1930041.	11737140		MetLife Insurance Limited (Australia).....	AUS.....	IA.....	MetLife Ireland Treasury d.a.c.....	Ownership.....91.165	MetLife, Inc.....N.....	0.....
0241	MetLife.....	00000..	AA-1930041.	11737140		MetLife Insurance Limited (Australia).....	AUS.....	IA.....	MetLife Global Holdings Corporation S.A. de C.V.	Ownership.....8.835	MetLife, Inc.....N.....	0.....
0241	MetLife.....	00000..		00		The Direct Call Center PTY Limited (Australia)..	AUS.....	NIA.....	MetLife Insurance Limited (Australia).....	Ownership.....100.000	MetLife, Inc.....N.....	0.....
0241	MetLife.....	00000..		42393580		MetLife Investments PTY Limited (Australia)....	AUS.....	NIA.....	MetLife Insurance Limited (Australia).....	Ownership.....100.000	MetLife, Inc.....N.....	0.....
0241	MetLife.....	00000..		42393670		MetLife Insurance and Investment Trust (Australia)	AUS.....	NIA.....	MetLife Investments PTY Limited.....	Ownership.....100.000	MetLife, Inc.....N.....	0.....
0241	MetLife.....	00000..		00		MetLife General Insurance Limited (Australia)..	AUS.....	IA.....	MetLife Ireland Treasury d.a.c.....	Ownership.....100.000	MetLife, Inc.....N.....	0.....
0241	MetLife.....	00000..		00		MetLife International Limited, LLC (DE).....	DE.....	NIA.....	MetLife International Holdings, LLC.....	Ownership.....100.000	MetLife, Inc.....N.....	0.....
0241	MetLife.....	00000..		00		AmMetLife Insurance Berhad.....	MYS.....	IA.....	MetLife International Holdings, LLC.....	Ownership.....50.000	MetLife, Inc.....N.....	0.....
0241	MetLife.....	00000..		00		MAXIS GBN S.A.S.	FRA.....	NIA.....	MetLife International Holdings, LLC.....	Ownership.....50.000	MetLife, Inc.....N.....	0.....
0241	MetLife.....	00000..	AA-5480033.	00		AmMetLife Takaful Berhad.....	MYS.....	IA.....	MetLife International Holdings, LLC.....	Ownership.....50.000	MetLife, Inc.....N.....	0.....
0241	MetLife.....	00000..		00		MetLife Asia Limited (Hong Kong).....	HKG.....	NIA.....	MetLife International Holdings, LLC.....	Ownership.....100.000	MetLife, Inc.....N.....	0.....
0241	MetLife.....	00000..		31663090		Metropolitan Life Insurance Company of Hong Kong Limited	HKG.....	IA.....	MetLife International Holdings, LLC.....	Ownership.....99.999	MetLife, Inc.....N.....	0.....
0241	MetLife.....	00000..		31663090		Metropolitan Life Insurance Company of Hong Kong Limited	HKG.....	IA.....	Natiloportem Holdings, LLC.....	Ownership.....0.001	MetLife, Inc.....N.....	0.....

Q12.6

SCHEDULE Y

PART 1A - DETAIL OF INSURANCE HOLDING COMPANY SYSTEM

1	2	3	4	5	6	7	8	9	10	11	12	13	14	15	16
Group Code	Group Name	NAIC Company Code	ID Number	Federal RSSD	CIK	Name of Securities Exchange if Publicly Traded (U.S. or International)	Names of Parent, Subsidiaries or Affiliates	Domiciliary Location	Relationship to Reporting Entity	Directly Controlled by (Name of Entity/Person)	Type of Control (Ownership Board, Management, Attorney-in-Fact, Influence, Other)	If Control is Ownership Provide Percentage	Ultimate Controlling Entity(ies)/Person(s)	Is an SCA Filing Required? (Y/N)	*
0241	MetLife.....	00000..	41959130	MetLife Planos Odontologicos Ltda. (Brazil).....	BRA.....	IA.....	MetLife International Holdings, LLC.....	Ownership.....	99.999	MetLife, Inc.....	N.....	0.....
0241	MetLife.....	00000..	41959130	MetLife Planos Odontologicos Ltda. (Brazil).....	BRA.....	IA.....	Natiloportem Holdings, LLC.....	Ownership.....	0.001	MetLife, Inc.....	N.....	0.....
0241	MetLife.....	00000..	20-5894439..	33736390	MetLife Global, Inc.....	DE.....	NIA.....	MetLife, Inc.....	Ownership.....	100.000	MetLife, Inc.....	N.....	0.....
0241	MetLife.....	00000..	41898370	Inversiones MetLife Holdco Dos Limitada (Chile)	CHL.....	NIA.....	MetLife International Holdings, LLC.....	Ownership.....	0.001	MetLife, Inc.....	N.....	0.....
0241	MetLife.....	00000..	41898370	Inversiones MetLife Holdco Dos Limitada (Chile)	CHL.....	NIA.....	Natiloportem Holdings, LLC.....	Ownership.....	0.000	MetLife, Inc.....	N.....	0.....
0241	MetLife.....	00000..	41898370	Inversiones MetLife Holdco Dos Limitada (Chile)	CHL.....	NIA.....	MetLife, Inc.....	Ownership.....	99.999	MetLife, Inc.....	N.....	0.....
0241	MetLife.....	00000..	AA-2130012..	16418570	MetLife Seguros S.A. (Argentina).....	ARG.....	IA.....	MetLife International Holdings, LLC.....	Ownership.....	95.524	MetLife, Inc.....	N.....	0.....
0241	MetLife.....	00000..	AA-2130012..	16418570	MetLife Seguros S.A. (Argentina).....	ARG.....	IA.....	Natiloportem Holdings, LLC.....	Ownership.....	2.675	MetLife, Inc.....	N.....	0.....
0241	MetLife.....	00000..	AA-2130012..	42511450	MetLife Seguros S.A. (Argentina).....	ARG.....	IA.....	International Technical and Advisory Services Limited (USA-Delaware)	Ownership.....	1.801	MetLife, Inc.....	N.....	0.....
0241	MetLife.....	00000..	23277380	Compania Inversora MetLife S.A. (Argentina).....	ARG.....	NIA.....	MetLife International Holdings, LLC.....	Ownership.....	95.460	MetLife, Inc.....	N.....	0.....
0241	MetLife.....	00000..	23277380	Compania Inversora MetLife S.A. (Argentina).....	ARG.....	NIA.....	Natiloportem Holdings, LLC.....	Ownership.....	4.540	MetLife, Inc.....	N.....	0.....
0241	MetLife.....	00000..	42472960	MetLife Servicios S.A. (Argentina).....	ARG.....	NIA.....	Compania Inversora MetLife S.A.....	Ownership.....	18.870	MetLife, Inc.....	N.....	0.....
0241	MetLife.....	00000..	42472960	MetLife Servicios S.A. (Argentina).....	ARG.....	NIA.....	MetLife Seguros S.A.....	Ownership.....	79.880	MetLife, Inc.....	N.....	0.....
0241	MetLife.....	00000..	42472960	MetLife Servicios S.A. (Argentina).....	ARG.....	NIA.....	Natiloportem Holdings, LLC.....	Ownership.....	0.990	MetLife, Inc.....	N.....	0.....
0241	MetLife.....	00000..	42472960	MetLife Servicios S.A. (Argentina).....	ARG.....	NIA.....	MetLife Seguros de Retiro S.A.....	Ownership.....	0.260	MetLife, Inc.....	N.....	0.....
0241	MetLife.....	00000..	06-1597037..	29857270	MetLife Worldwide Holdings, LLC.....	DE.....	NIA.....	MetLife International Holdings, LLC.....	Ownership.....	100.000	MetLife, Inc.....	N.....	0.....
0241	MetLife.....	00000..	AA-5324104..	31445580	MetLife Limited (Hong Kong).....	HKG.....	IA.....	MetLife Worldwide Holdings, LLC.....	Ownership.....	100.000	MetLife, Inc.....	N.....	0.....
0241	MetLife.....	00000..00	BIDV MetLife Life Insurance Limited Liability Company	VNM.....	IA.....	MetLife Limited (Hong Kong).....	Ownership.....	60.000	MetLife, Inc.....	N.....	0.....
0241	MetLife.....	00000..	27046100	Best Market S.A. (Argentina).....	ARG.....	NIA.....	MetLife International Holdings, LLC.....	Ownership.....	95.000	MetLife, Inc.....	N.....	0.....
0241	MetLife.....	00000..	27046100	Best Market S.A. (Argentina).....	ARG.....	NIA.....	Natiloportem Holdings, LLC.....	Ownership.....	5.000	MetLife, Inc.....	N.....	0.....
0241	MetLife.....	00000..	AA-5344102..	31664110	PNB MetLife India Insurance Company Limited.	IND.....	IA.....	MetLife International Holdings, LLC.....	Ownership.....	26.000	MetLife, Inc.....	N.....	0.....
0241	MetLife.....	00000..	AA-2130046..	13883030	MetLife Seguros de Retiro S.A. (Argentina).....	ARG.....	IA.....	MetLife International Holdings, LLC.....	Ownership.....	96.890	MetLife, Inc.....	N.....	0.....
0241	MetLife.....	00000..	AA-2130046..	13883030	MetLife Seguros de Retiro S.A. (Argentina).....	ARG.....	IA.....	Natiloportem Holdings, LLC.....	Ownership.....	3.110	MetLife, Inc.....	N.....	0.....
0241	MetLife.....	00000..	AA-2130046..	43217580	MetLife Seguros de Retiro S.A. (Argentina).....	ARG.....	IA.....	International Technical and Advisory Services Limited (USA-Delaware)	Ownership.....	0.000	MetLife, Inc.....	N.....	0.....
0241	MetLife.....	00000..	33736480	MetLife Administradora de Fondos Multipatrocinados Ltda. (Brazil)	BRA.....	NIA.....	MetLife International Holdings, LLC.....	Ownership.....	100.000	MetLife, Inc.....	N.....	0.....
0241	MetLife.....	00000..	33736480	MetLife Administradora de Fondos Multipatrocinados Ltda. (Brazil)	BRA.....	NIA.....	Natiloportem Holdings, LLC.....	Ownership.....	0.000	MetLife, Inc.....	N.....	0.....
0241	MetLife.....	26298..	13-2725441..	32197280	Metropolitan Property and Casualty Insurance Company	RI.....	UDP.....	MetLife, Inc.....	Ownership.....	100.000	MetLife, Inc.....	N.....	0.....
0241	MetLife.....	39950..	22-2342710..00	Metropolitan General Insurance Company.....	RI.....	IA.....	Metropolitan Property and Casualty Insurance Company	Ownership.....	100.000	MetLife, Inc.....	N.....	0.....

Q12.7

Metropolitan Group Property and Casualty Insurance Company

SCHEDULE Y

PART 1A - DETAIL OF INSURANCE HOLDING COMPANY SYSTEM

1	2	3	4	5	6	7	8	9	10	11	12	13	14	15	16
Group Code	Group Name	NAIC Company Code	ID Number	Federal RSSD	CIK	Name of Securities Exchange if Publicly Traded (U.S. or International)	Names of Parent, Subsidiaries or Affiliates	Domiciliary Location	Relationship to Reporting Entity	Directly Controlled by (Name of Entity/Person)	Type of Control (Ownership Board, Management, Attorney-in-Fact, Influence, Other)	If Control is Ownership Provide Percentage	Ultimate Controlling Entity(ies)/Person(s)	Is an SCA Filing Required? (Y/N)	*
0241	MetLife.....	40169..	05-0393243..00	Metropolitan Casualty Insurance Company.....	RI.....	IA.....	Metropolitan Property and Casualty Insurance Company	Ownership.....100.000	MetLife, Inc.....N.....	0.....
0241	MetLife.....	25321..	23-1903575..00	Metropolitan Direct Property and Casualty Insurance Company	RI.....	IA.....	Metropolitan Property and Casualty Insurance Company	Ownership.....100.000	MetLife, Inc.....N.....	0.....
0241	MetLife.....	22926..	36-1022580..00	Economy Fire & Casualty Company.....	IL.....	IA.....	Metropolitan Property and Casualty Insurance Company	Ownership.....100.000	MetLife, Inc.....N.....	0.....
0241	MetLife.....	38067..	36-3027848..00	Economy Preferred Insurance Company.....	IL.....	IA.....	Economy Fire & Casualty Company.....	Ownership.....100.000	MetLife, Inc.....N.....	0.....
0241	MetLife.....	40649..	36-3105737..00	Economy Premier Assurance Company.....	IL.....	IA.....	Economy Fire & Casualty Company.....	Ownership.....100.000	MetLife, Inc.....N.....	0.....
0241	MetLife.....	00000..	95-3003951..00	MetLife Auto & Home Insurance Agency, Inc.....	RI.....	IA.....	Metropolitan Property and Casualty Insurance Company	Ownership.....100.000	MetLife, Inc.....N.....	0.....
0241	MetLife.....	34339..	13-2915260..00	Metropolitan Group Property and Casualty Insurance Company	RI.....	RE.....	Metropolitan Property and Casualty Insurance Company	Ownership.....100.000	MetLife, Inc.....N.....	0.....
0241	MetLife.....	00000..	05-0476998..00	Metropolitan Lloyds, Inc.....	TX.....	NIA.....	Metropolitan Property and Casualty Insurance Company	Ownership.....100.000	MetLife, Inc.....Y.....	0.....
0241	MetLife.....	13938..	75-2483187..00	Metropolitan Lloyds Insurance Company of Texas	TX.....	IA.....	Metropolitan Lloyds, Inc.....	Attorney-in-fact.....0.000	MetLife, Inc.....N.....	0.....
0241	MetLife.....	87726..	06-0566090..1546103733076	Brighthouse Life Insurance Company	DE.....	IA.....	Brighthouse Holdings, LLC.....	Ownership.....100.000	MetLife, Inc.....N.....	0.....
0241	MetLife.....	00000..	13-2862391..00	Brighthouse Securities, LLC	DE.....	NIA.....	Brighthouse Holdings, LLC.....	Ownership.....100.000	MetLife, Inc.....N.....	0.....
0241	MetLife.....	91626..	04-2708937..01030011	New England Life Insurance Company.....	MA.....	IA.....	Brighthouse Holdings, LLC.....	Ownership.....100.000	MetLife, Inc.....N.....	0.....
0241	MetLife.....	00000..	04-3240897..42884401071039	Brighthouse Investment Advisers, LLC.....	MA.....	NIA.....	Brighthouse Holdings, LLC.....	Ownership.....100.000	MetLife, Inc.....N.....	0.....
0241	MetLife.....	00000..	81-3094008..00	Brighthouse Services, LLC	DE.....	NIA.....	Brighthouse Holdings, LLC.....	Ownership.....100.000	MetLife, Inc.....N.....	0.....
0241	MetLife.....	00000..	47-4161401..00	ML 1065 Hotel, LLC.....	DE.....	NIA.....	Brighthouse Life Insurance Company	Ownership.....100.000	MetLife, Inc.....N.....	0.....
0241	MetLife.....	00000..00	Brighthouse Renewables Holding, LLC.....	DE.....	NIA.....	Brighthouse Life Insurance Company	Ownership.....100.000	MetLife, Inc.....N.....	0.....
0241	MetLife.....	00000..00	Greater Sandhill I, LLC.....	DE.....	NIA.....	Brighthouse Renewables Holding, LLC.....	Ownership.....100.000	MetLife, Inc.....N.....	0.....
0241	MetLife.....	00000..	01-0893117..00	Brighthouse Connecticut Properties Ventures, LLC	DE.....	NIA.....	Brighthouse Life Insurance Company	Ownership.....100.000	MetLife, Inc.....N.....	0.....
0241	MetLife.....	00000..00	Sino-US United MetLife Insurance Co. Ltd.....	CHN.....	IA.....	Metropolitan Life Insurance Company.....	Ownership.....50.000	MetLife, Inc.....N.....	0.....
0241	MetLife.....	00000..00	Euro T1 Investments LLC.....	DE.....	NIA.....	Brighthouse Life Insurance Company	Ownership.....100.000	MetLife, Inc.....N.....	0.....
0241	MetLife.....	00000..	46-3156033..0937869	Brighthouse Assignment Company.....	CT.....	NIA.....	Brighthouse Life Insurance Company	Ownership.....100.000	MetLife, Inc.....N.....	0.....
0241	MetLife.....	00000..	26-0224429..00	Daniel/Brighthouse Midtown Limited Liability Company	DE.....	NIA.....	Brighthouse Life Insurance Company	Ownership.....100.000	MetLife, Inc.....N.....	0.....
0241	MetLife.....	00000..	26-0301826..00	1075 Peachtree, LLC.....	DE.....	NIA.....	Daniel/Brighthouse Midtown Limited Liability Company	Ownership.....100.000	MetLife, Inc.....N.....	0.....
0241	MetLife.....	00000..	27-0227067..00	TLA Holdings II LLC.....	DE.....	NIA.....	Brighthouse Life Insurance Company	Ownership.....100.000	MetLife, Inc.....N.....	0.....
0241	MetLife.....	00000..00	TIC European Real Estate LP, LLC.....	DE.....	NIA.....	Brighthouse Life Insurance Company	Ownership.....100.000	MetLife, Inc.....N.....	0.....
0241	MetLife.....	00000..	74-3261395..00	TLA Holdings LLC.....	DE.....	NIA.....	Brighthouse Life Insurance Company	Ownership.....100.000	MetLife, Inc.....N.....	0.....

Q12.8

SCHEDULE Y

PART 1A - DETAIL OF INSURANCE HOLDING COMPANY SYSTEM

1	2	3	4	5	6	7	8	9	10	11	12	13	14	15	16
Group Code	Group Name	NAIC Company Code	ID Number	Federal RSSD	CIK	Name of Securities Exchange if Publicly Traded (U.S. or International)	Names of Parent, Subsidiaries or Affiliates	Domiciliary Location	Relationship to Reporting Entity	Directly Controlled by (Name of Entity/Person)	Type of Control (Ownership Board, Management, Attorney-in-Fact, Influence, Other)	If Control is Ownership Provide Percentage	Ultimate Controlling Entity(ies)/Person(s)	Is an SCA Filing Required? (Y/N)	*
0241	MetLife.....	00000..	51-0099394..00		The Prospect Company.....	DE.....	NIA.....	TLA Holdings LLC.....	Ownership.....	...100.000	MetLife, Inc.....	...N.....	0.....
0241	MetLife.....	16073..	81-4750360..00		Brighthouse Reinsurance Company of Delaware (DE)	DE.....	IA.....	Brighthouse Life Insurance Company	Ownership.....	...100.000	MetLife, Inc.....	...N.....	0.....
0241	MetLife.....	00000..	00		Euro TL Investments LLC.....	DE.....	NIA.....	Brighthouse Life Insurance Company	Ownership.....	...100.000	MetLife, Inc.....	...N.....	0.....
0241	MetLife.....	00000..	13-4153151..00		MetLife Canadian Property Ventures LLC.....	NY.....	NIA.....	Metropolitan Life Insurance Company.....	Ownership.....	...100.000	MetLife, Inc.....	...N.....	0.....
0241	MetLife.....	00000..	00		MetLife Property Ventures Canada ULC.....	CAN.....	NIA.....	Metropolitan Life Insurance Company.....	Ownership.....	...100.000	MetLife, Inc.....	...N.....	0.....
0241	MetLife.....	97136..	13-3114906..	...32197730		Metropolitan Tower Life Insurance Company....	DE.....	IA.....	MetLife, Inc.....	Ownership.....	...100.000	MetLife, Inc.....	...N.....	0.....
0241	MetLife.....	00000..	38-4035918..00		MetLife Assignment Company, Inc (DE).....	DE.....	NIA.....	Metropolitan Tower Life Insurance Company...	Ownership.....	...100.000	MetLife, Inc.....	...Y.....	0.....
0241	MetLife.....	00000..	00		EntreCap Real Estate II, LLC.....	DE.....	NIA.....	Metropolitan Tower Life Insurance Company...	Ownership.....	...100.000	MetLife, Inc.....	...N.....	0.....
0241	MetLife.....	00000..	00		PREFCO Dix-Huit LLC.....	CT.....	NIA.....	EntreCap Real Estate II, LLC.....	Ownership.....	...100.000	MetLife, Inc.....	...N.....	0.....
0241	MetLife.....	00000..	00		PREFCO X Holdings LLC.....	CT.....	NIA.....	EntreCap Real Estate II, LLC.....	Ownership.....	...100.000	MetLife, Inc.....	...N.....	0.....
0241	MetLife.....	00000..	00		PREFCO Ten Limited Partnership.....	CT.....	NIA.....	EntreCap Real Estate II, LLC.....	Ownership.....	...99.900	MetLife, Inc.....	...N.....	0.....
0241	MetLife.....	00000..	00		PREFCO Ten Limited Partnership.....	CT.....	NIA.....	PREFCO X Holdings LLC.....	Ownership.....	...0.100	MetLife, Inc.....	...N.....	0.....
0241	MetLife.....	00000..	00		PREFCO Vingt LLC.....	CT.....	NIA.....	EntreCap Real Estate II, LLC.....	Ownership.....	...100.000	MetLife, Inc.....	...N.....	0.....
0241	MetLife.....	00000..	00		PREFCO Twenty Limited Partnership.....	CT.....	NIA.....	EntreCap Real Estate II, LLC.....	Ownership.....	...99.000	MetLife, Inc.....	...N.....	0.....
0241	MetLife.....	00000..	00		PREFCO Twenty Limited Partnership.....	CT.....	NIA.....	PREFCO Vingt LLC.....	Ownership.....	...1.000	MetLife, Inc.....	...N.....	0.....
0241	MetLife.....	00000..	00		Plaza Drive Properties, LLC.....	DE.....	NIA.....	Metropolitan Tower Life Insurance Company...	Ownership.....	...100.000	MetLife, Inc.....	...N.....	0.....
0241	MetLife.....	00000..	00		MTL Leasing, LLC.....	DE.....	NIA.....	Metropolitan Tower Life Insurance Company...	Ownership.....	...100.000	MetLife, Inc.....	...N.....	0.....
0241	MetLife.....	00000..	00		PREFCO IX Realty LLC.....	CT.....	NIA.....	MTL Leasing, LLC.....	Ownership.....	...100.000	MetLife, Inc.....	...N.....	0.....
0241	MetLife.....	00000..	00		PREFCO XIV Holdings LLC.....	CT.....	NIA.....	MTL Leasing, LLC.....	Ownership.....	...100.000	MetLife, Inc.....	...N.....	0.....
0241	MetLife.....	00000..	00		PREFCO Fourteen Limited Partnership.....	CT.....	NIA.....	MTL Leasing, LLC.....	Ownership.....	...99.900	MetLife, Inc.....	...N.....	0.....
0241	MetLife.....	00000..	00		PREFCO Fourteen Limited Partnership.....	CT.....	NIA.....	PREFCO XIV Holdings LLC.....	Ownership.....	...0.100	MetLife, Inc.....	...N.....	0.....
0241	MetLife.....	00000..	00		1320 Venture LLC.....	DE.....	NIA.....	MTL Leasing, LLC.....	Ownership.....	...100.000	MetLife, Inc.....	...N.....	0.....
0241	MetLife.....	00000..	13-3114906..00		1320 GP LLC.....	DE.....	NIA.....	MTL Leasing, LLC.....	Ownership.....	...100.000	MetLife, Inc.....	...N.....	0.....
0241	MetLife.....	00000..	38-3846857..00		1320 Owner LP.....	DE.....	NIA.....	1320 Venture LLC.....	Ownership.....	...99.900	MetLife, Inc.....	...N.....	0.....
0241	MetLife.....	00000..	38-3846857..00		1320 Owner LP.....	DE.....	NIA.....	1320 GP LLC.....	Ownership.....	...0.100	MetLife, Inc.....	...N.....	0.....
0241	MetLife.....	00000..	00		MetLife Chile Inversiones Limitada.....	CHL.....	NIA.....	MetLife, Inc.....	Ownership.....	...72.351	MetLife, Inc.....	...N.....	0.....
0241	MetLife.....	00000..	00		MetLife Chile Inversiones Limitada.....	CHL.....	NIA.....	Inversiones MetLife Holdco Dos Limitada.....	Ownership.....	...2.767	MetLife, Inc.....	...N.....	0.....
0241	MetLife.....	00000..	00		MetLife Chile Inversiones Limitada.....	CHL.....	NIA.....	Natiloportem Holdings, LLC.....	Ownership.....	...0.000	MetLife, Inc.....	...N.....	0.....
0241	MetLife.....	00000..	00		MetLife Chile Inversiones Limitada.....	CHL.....	NIA.....	American Life Insurance Company.....	Ownership.....	...24.882	MetLife, Inc.....	...N.....	0.....
0241	MetLife.....	00000..	82-2405817..00		MetLife Investment Management Holdings, LLC	DE.....	NIA.....	MetLife, Inc.....	Ownership.....	...100.000	MetLife, Inc.....	...N.....	0.....
0241	MetLife.....	00000..	20-8262386..00		Logan Circle Partners, L.P.	PA.....	NIA.....	MetLife Investment Management Holdings, LLC	Ownership.....	...100.000	MetLife, Inc.....	...N.....	0.....
0241	MetLife.....	00000..	20-8262288..00		Logan Circle Partners GP, LLC	PA.....	NIA.....	MetLife Investment Management Holdings, LLC	Ownership.....	...100.000	MetLife, Inc.....	...N.....	0.....

Q12.9

Metropolitan Group Property and Casualty Insurance Company

SCHEDULE Y

PART 1A - DETAIL OF INSURANCE HOLDING COMPANY SYSTEM

1	2	3	4	5	6	7	8	9	10	11	12	13	14	15	16
Group Code	Group Name	NAIC Company Code	ID Number	Federal RSSD	CIK	Name of Securities Exchange if Publicly Traded (U.S. or International)	Names of Parent, Subsidiaries or Affiliates	Domiciliary Location	Relationship to Reporting Entity	Directly Controlled by (Name of Entity/Person)	Type of Control (Ownership Board, Management, Attorney-in-Fact, Influence, Other)	If Control is Ownership Provide Percentage	Ultimate Controlling Entity(ies)/Person(s)	Is an SCA Filing Required? (Y/N)	*
0241	MetLife.....	00000...	38-3853223..00		Logan Circle Partners I LLC	PA.....	NIA.....	Logan Circle Partners, L.P.	Ownership.....	100.000	MetLife, Inc.....N.....	0.....
0241	MetLife.....	00000...	26-0333595..00		Logan Circle Partners Investment Management LLC	DE.....	NIA.....	Logan Circle Partners, L.P.	Ownership.....	100.000	MetLife, Inc.....N.....	0.....
0241	MetLife.....	00000...	AA-2280000..31797740		MetLife Chile Seguros de Vida S.A.....	CHL.....	IA.....	MetLife Chile Inversiones Limitada.....	Ownership.....	99.997	MetLife, Inc.....N.....	0.....
0241	MetLife.....	00000...	AA-2280000..31797740		MetLife Chile Seguros de Vida S.A.....	CHL.....	IA.....	International Technical and Advisory Services Limited (USA-Delaware)	Ownership.....	0.003	MetLife, Inc.....N.....	0.....
0241	MetLife.....	00000...	00		Inversiones MetLife Holdco Tres Limitada (Chile)	CHL.....	NIA.....	MetLife Chile Inversiones Limitada.....	Ownership.....	97.130	MetLife, Inc.....N.....	0.....
0241	MetLife.....	00000...	00		Inversiones MetLife Holdco Tres Limitada (Chile)	CHL.....	NIA.....	Inversiones MetLife Holdco Dos Limitada.....	Ownership.....	2.870	MetLife, Inc.....N.....	0.....
0241	MetLife.....	00000...	00		AFP Provida S.A. (Chile)	CHL.....	NIA.....	MetLife Chile Inversiones Limitada.....	Ownership.....	10.922	MetLife, Inc.....N.....	0.....
0241	MetLife.....	00000...	00		AFP Provida S.A. (Chile)	CHL.....	NIA.....	Inversiones MetLife Holdco Tres Limitada.....	Ownership.....	42.382	MetLife, Inc.....N.....	0.....
0241	MetLife.....	00000...	00		AFP Provida S.A. (Chile)	CHL.....	NIA.....	Inversiones MetLife Holdco Dos Limitada.....	Ownership.....	42.382	MetLife, Inc.....N.....	0.....
0241	MetLife.....	00000...	42552820		MetLife Chile Administradora de Mutuos Hipotecarios S.A.	CHL.....	NIA.....	MetLife Chile Seguros de Vida S.A.....	Ownership.....	99.900	MetLife, Inc.....N.....	0.....
0241	MetLife.....	00000...	42552820		MetLife Chile Administradora de Mutuos Hipotecarios S.A.	CHL.....	NIA.....	MetLife Chile Inversiones Limitada.....	Ownership.....	0.100	MetLife, Inc.....N.....	0.....
0241	MetLife.....	00000...	00		Provida Internacional S.A. (Chile)	CHL.....	NIA.....	AFP Provida S.A.....	Ownership.....	99.990	MetLife, Inc.....N.....	0.....
0241	MetLife.....	00000...	00		Provida Internacional S.A. (Chile)	CHL.....	NIA.....	MetLife Chile Inversiones Limitada.....	Ownership.....	0.010	MetLife, Inc.....N.....	0.....
0241	MetLife.....	00000...	00		AFP Genesis Administradora de Fondos y Fidecomisos S.A. (Ecuador)	ECU.....	NIA.....	Provida Internacional S.A.	Ownership.....	99.900	MetLife, Inc.....N.....	0.....
0241	MetLife.....	00000...	00		AFP Genesis Administradora de Fondos y Fidecomisos S.A. (Ecuador)	ECU.....	NIA.....	AFP Provida S.A.....	Ownership.....	0.100	MetLife, Inc.....N.....	0.....
0241	MetLife.....	00000...	00		MetLife Chile Seguros Generales S.A. (Chile)...	CHL.....	IA.....	MetLife Chile Inversiones Limitada.....	Ownership.....	99.980	MetLife, Inc.....N.....	0.....
0241	MetLife.....	00000...	00		MetLife Chile Seguros Generales S.A. (Chile)...	CHL.....	IA.....	Inversiones MetLife Holdco Dos Limitada.....	Ownership.....	0.020	MetLife, Inc.....N.....	0.....
0241	MetLife.....	00000...	52-1528581..3921834727303		SafeGuard Health Enterprises, Inc.....	DE.....	NIA.....	MetLife, Inc.....	Ownership.....	100.000	MetLife, Inc.....N.....	0.....
0241	MetLife.....	95747...	93-0864866..06324		SafeGuard Health Plans, Inc. (NV).....	NV.....	NIA.....	SafeGuard Health Enterprises, Inc.....	Ownership.....	100.000	MetLife, Inc.....N.....	0.....
0241	MetLife.....	14170...	33-0733552..06324		MetLife Health Plans, Inc.....	NJ.....	NIA.....	SafeGuard Health Enterprises, Inc.....	Ownership.....	100.000	MetLife, Inc.....N.....	0.....
0241	MetLife.....	00000...	95-2879515..06324		SafeGuard Health Plans, Inc. (CA).....	CA.....	NIA.....	SafeGuard Health Enterprises, Inc.....	Ownership.....	100.000	MetLife, Inc.....N.....	0.....
0241	MetLife.....	79014...	33-0515751..06324		SafeHealth Life Insurance Company.....	CA.....	NIA.....	SafeGuard Health Enterprises, Inc.....	Ownership.....	100.000	MetLife, Inc.....N.....	0.....
0241	MetLife.....	52009...	65-0073323..06324		SafeGuard Health Plans, Inc. (FL).....	FL.....	NIA.....	SafeGuard Health Enterprises, Inc.....	Ownership.....	100.000	MetLife, Inc.....N.....	0.....
0241	MetLife.....	95051...	75-2046497..06324		SafeGuard Health Plans, Inc. (TX).....	TX.....	NIA.....	SafeGuard Health Enterprises, Inc.....	Ownership.....	100.000	MetLife, Inc.....N.....	0.....
0241	MetLife.....	00000...	98-1099650..00		MetLife Global Benefits, Ltd.....	CYM.....	NIA.....	MetLife, Inc.....	Ownership.....	100.000	MetLife, Inc.....N.....	0.....
0241	MetLife.....	00000...	36-3665871..31659000		Cova Life Management Company.....	DE.....	NIA.....	MetLife, Inc.....	Ownership.....	100.000	MetLife, Inc.....N.....	0.....
0241	MetLife.....	00000...	38178250		MetLife Services and Solutions, LLC.....	DE.....	NIA.....	MetLife, Inc.....	Ownership.....	100.000	MetLife, Inc.....N.....	0.....
0241	MetLife.....	00000...	38185230		MetLife Solutions Pte. Ltd.....	SGP.....	NIA.....	MetLife Services and Solutions, LLC.....	Ownership.....	100.000	MetLife, Inc.....N.....	0.....
0241	MetLife.....	00000...	98-0613376..38185500		MetLife Global Operations Support Center Private Limited	IND.....	NIA.....	MetLife Solutions Pte. Ltd.....	Ownership.....	100.000	MetLife, Inc.....N.....	0.....

Q12.10

SCHEDULE Y

PART 1A - DETAIL OF INSURANCE HOLDING COMPANY SYSTEM

1	2	3	4	5	6	7	8	9	10	11	12	13	14	15	16
Group Code	Group Name	NAIC Company Code	ID Number	Federal RSSD	CIK	Name of Securities Exchange if Publicly Traded (U.S. or International)	Names of Parent, Subsidiaries or Affiliates	Domiciliary Location	Relationship to Reporting Entity	Directly Controlled by (Name of Entity/Person)	Type of Control (Ownership Board, Management, Attorney-in-Fact, Influence, Other)	If Control is Ownership Provide Percentage	Ultimate Controlling Entity(ies)/Person(s)	Is an SCA Filing Required? (Y/N)	*
0241	MetLife.....	00000...	98-0613376..	...38185500	MetLife Global Operations Support Center Private Limited	IND.....	NIA.....	Natloportem Holdings, LLC.....	Ownership.....0.000	MetLife, Inc.....N.....	0.....
0241	MetLife.....	00000...38185410	MetLife Services East Private Limited.....	IND.....	NIA.....	MetLife Solutions Pte. Ltd.....	Ownership.....99.990	MetLife, Inc.....N.....	0.....
0241	MetLife.....	00000...38185410	MetLife Services East Private Limited.....	IND.....	NIA.....	Natloportem Holdings, LLC.....	Ownership.....0.010	MetLife, Inc.....N.....	0.....
0241	MetLife.....	00000...	22-3805708..	...33024880	Newbury Insurance Company, Limited.....	DE.....	IA.....	MetLife, Inc.....	Ownership.....100.000	MetLife, Inc.....N.....	0.....
0241	MetLife.....	60992...	13-3690700..	...3302479	...1167609	Brighthouse Life Insurance Company of NY.....	NY.....	IA.....	Brighthouse Life Insurance Company.....	Ownership.....100.000	MetLife, Inc.....N.....	0.....
0241	MetLife.....	00000...	13-3179826..	...32197820	Enterprise General Insurance Agency, Inc.....	DE.....	IA.....	MetLife, Inc.....	Ownership.....100.000	MetLife, Inc.....N.....	0.....
0241	MetLife.....	13626...	20-5819518..	...39218700	MetLife Reinsurance Company of Charleston...	SC.....	IA.....	MetLife, Inc.....	Ownership.....100.000	MetLife, Inc.....N.....	0.....
0241	MetLife.....	00000...	26-6122204..	...42549590	MetLife Capital Trust IV.....	DE.....	NIA.....	MetLife, Inc.....	Ownership.....100.000	MetLife, Inc.....N.....	0.....
0241	MetLife.....	00000...	27-0858844..	...42787860	MetLife Home Loans LLC.....	DE.....	NIA.....	MetLife, Inc.....	Ownership.....100.000	MetLife, Inc.....N.....	0.....
0241	MetLife.....	00000...	75-2417735..	...26022110	Federal Flood Certification LLC.....	TX.....	NIA.....	MetLife, Inc.....	Ownership.....100.000	MetLife, Inc.....N.....	0.....
0241	MetLife.....	00000...	55-0790010..	...31658070	MetLife Group, Inc.....	NY.....	NIA.....	MetLife, Inc.....	Ownership.....100.000	MetLife, Inc.....N.....	0.....
0241	MetLife.....	00000...42420860	MetLife Standby I, LLC.....	DE.....	NIA.....	MetLife, Inc.....	Ownership.....100.000	MetLife, Inc.....N.....	0.....
0241	MetLife.....	00000...35763550	MetLife Investment Advisors, LLC.....	DE.....	NIA.....	MetLife, Inc.....	Ownership.....100.000	MetLife, Inc.....N.....	0.....
0241	MetLife.....	00000...00	MLIA SBAF Manager, LLC (DE).....	DE.....	NIA.....	MetLife Investment Advisors, LLC.....	Ownership.....100.000	MetLife, Inc.....N.....	0.....
0241	MetLife.....	00000...	20-4607161..00	MetLife European Holdings, LLC.....	DE.....	NIA.....	MetLife, Inc.....	Ownership.....100.000	MetLife, Inc.....N.....	0.....
0241	MetLife.....	00000...00	MetLife Core Property Fund GP, LLC.....	DE.....	NIA.....	MetLife Investment Advisors, LLC.....	Ownership.....100.000	MetLife, Inc.....N.....	0.....
0241	MetLife.....	00000...	80-0946518..00	MetLife Core Property Fund, LP.....	DE.....	NIA.....	Metropolitan Life Insurance Company.....	Ownership.....20.060	MetLife, Inc.....N.....	0.....
0241	MetLife.....	00000...	80-0946518..00	MetLife Core Property Fund, LP.....	DE.....	NIA.....	Metropolitan Life Insurance Company (on behalf of Sep Acct 746).....	Ownership.....3.240	MetLife, Inc.....N.....	0.....
0241	MetLife.....	00000...	80-0946518..00	MetLife Core Property Fund, LP.....	DE.....	NIA.....	MetLife Insurance Company of Korea, Limited.....	Ownership.....2.910	MetLife, Inc.....N.....	0.....
0241	MetLife.....	00000...	80-0946518..00	MetLife Core Property Fund, LP.....	DE.....	NIA.....	General American Life Insurance Company.....	Ownership.....0.070	MetLife, Inc.....N.....	0.....
0241	MetLife.....	00000...	80-0946518..00	MetLife Core Property Fund, LP.....	DE.....	NIA.....	Brighthouse Life Insurance Company.....	Ownership.....0.140	MetLife, Inc.....N.....	0.....
0241	MetLife.....	00000...	80-0947139..00	MetLife Core Property REIT, LLC.....	DE.....	NIA.....	MetLife Core Property Fund, LP.....	Ownership.....100.000	MetLife, Inc.....N.....	0.....
0241	MetLife.....	00000...	46-3934926..00	MetLife Core Property Holdings, LLC.....	DE.....	NIA.....	MetLife Core Property REIT, LLC.....	Ownership.....100.000	MetLife, Inc.....N.....	0.....
0241	MetLife.....	00000...00	MCP Property Management LLC (DE).....	DE.....	NIA.....	MetLife Core Property Holdings, LLC.....	Ownership.....100.000	MetLife, Inc.....N.....	0.....
0241	MetLife.....	00000...	13-4075851..00	MetLife Commercial Mortgage Income Fund GP, LLC.....	DE.....	NIA.....	MetLife Investment Advisors, LLC.....	Ownership.....100.000	MetLife, Inc.....N.....	0.....
0241	MetLife.....	00000...	47-2630137..00	MetLife Commercial Mortgage Income Fund LP.....	DE.....	NIA.....	Metropolitan Life Insurance Company.....	Ownership.....30.090	MetLife, Inc.....N.....	0.....
0241	MetLife.....	00000...	47-2630137..00	MetLife Commercial Mortgage Income Fund LP.....	DE.....	NIA.....	Brighthouse Life Insurance Company.....	Ownership.....10.030	MetLife, Inc.....N.....	0.....
0241	MetLife.....	00000...	47-2630137..00	MetLife Commercial Mortgage Income Fund LP.....	DE.....	NIA.....	MetLife Insurance Company of Korea, Limited.....	Ownership.....4.930	MetLife, Inc.....N.....	0.....
0241	MetLife.....	00000...	47-2630137..00	MetLife Commercial Mortgage Income Fund LP.....	DE.....	NIA.....	MetLife Limited.....	Ownership.....3.380	MetLife, Inc.....N.....	0.....

Q12.11

SCHEDULE Y

PART 1A - DETAIL OF INSURANCE HOLDING COMPANY SYSTEM

1	2	3	4	5	6	7	8	9	10	11	12	13	14	15	16
Group Code	Group Name	NAIC Company Code	ID Number	Federal RSSD	CIK	Name of Securities Exchange if Publicly Traded (U.S. or International)	Names of Parent, Subsidiaries or Affiliates	Domiciliary Location	Relationship to Reporting Entity	Directly Controlled by (Name of Entity/Person)	Type of Control (Ownership Board, Management, Attorney-in-Fact, Influence, Other)	If Control is Ownership Provide Percentage	Ultimate Controlling Entity(ies)/Person(s)	Is an SCA Filing Required? (Y/N)	*
0241	MetLife.....	00000..	47-2630137..00	MetLife Commercial Mortgage Income Fund LP	DE.....	NIA.....	Metropolitan Life Insurance Company of Hong Kong Limited	Ownership.....0.680	MetLife, Inc.....N.....	0.....
0241	MetLife.....	00000..	47-2688528..00	MetLife Commercial Mortgage REIT, LLC.....	DE.....	NIA.....	MetLife Commercial Mortgage Income Fund, LP	Ownership.....100.000	MetLife, Inc.....N.....	0.....
0241	MetLife.....	00000..	47-2703778..00	MetLife Commercial Mortgage Originator, LLC..	DE.....	NIA.....	MetLife Commercial Mortgage REIT, LLC.....	Ownership.....100.000	MetLife, Inc.....N.....	0.....
0241	MetLife.....	00000..	47-5495603..00	MCMIF Holdco I, LLC.....	DE.....	NIA.....	MetLife Commercial Mortgage Originator, LLC.	Ownership.....100.000	MetLife, Inc.....N.....	0.....
0241	MetLife.....	00000..00	MetLife International PE Fund I, LP.....	CYM.....	NIA.....	MetLife Insurance K.K. (Japan).....	Ownership.....92.593	MetLife, Inc.....N.....	0.....
0241	MetLife.....	00000..00	MetLife International PE Fund I, LP.....	CYM.....	NIA.....	Metropolitan Life Insurance Company of Hong Kong Limited	Ownership.....0.576	MetLife, Inc.....N.....	0.....
0241	MetLife.....	00000..00	MetLife International PE Fund I, LP.....	CYM.....	NIA.....	MetLife Limited (Hong Kong).....	Ownership.....2.716	MetLife, Inc.....N.....	0.....
0241	MetLife.....	00000..00	MetLife International PE Fund I, LP.....	CYM.....	NIA.....	MetLife Mexico S.A.....	Ownership.....4.115	MetLife, Inc.....N.....	0.....
0241	MetLife.....	00000..00	MetLife Alternatives GP, LLC.....	DE.....	NIA.....	MetLife Investment Advisors, LLC.....	Ownership.....100.000	MetLife, Inc.....N.....	0.....
0241	MetLife.....	00000..	98-1150291..00	MetLife International HF Partners, LP.....	CYM.....	NIA.....	MetLife Insurance K.K. (Japan).....	Ownership.....88.220	MetLife, Inc.....N.....	0.....
0241	MetLife.....	00000..	98-1150291..00	MetLife International HF Partners, LP.....	CYM.....	NIA.....	MetLife Insurance Company of Korea, Limited	Ownership.....9.470	MetLife, Inc.....N.....	0.....
0241	MetLife.....	00000..	98-1150291..00	MetLife International HF Partners, LP.....	CYM.....	NIA.....	MetLife Limited (Hong Kong).....	Ownership.....2.290	MetLife, Inc.....N.....	0.....
0241	MetLife.....	00000..	98-1150291..00	MetLife International HF Partners, LP.....	CYM.....	NIA.....	MetLife Alternatives GP, LLC.....	Ownership.....0.020	MetLife, Inc.....N.....	0.....
0241	MetLife.....	00000..	98-1162663..00	MetLife International PE Fund II, LP.....	CYM.....	NIA.....	MetLife Insurance K.K. (Japan).....	Ownership.....94.540	MetLife, Inc.....N.....	0.....
0241	MetLife.....	00000..	98-1162663..00	MetLife International PE Fund II, LP.....	CYM.....	NIA.....	MetLife Limited (Hong Kong).....	Ownership.....2.770	MetLife, Inc.....N.....	0.....
0241	MetLife.....	00000..	98-1162663..00	MetLife International PE Fund II, LP.....	CYM.....	NIA.....	MetLife Mexico S.A.....	Ownership.....2.100	MetLife, Inc.....N.....	0.....
0241	MetLife.....	00000..	98-1162663..00	MetLife International PE Fund II, LP.....	CYM.....	NIA.....	Metropolitan Life Insurance Company of Hong Kong Limited	Ownership.....0.590	MetLife, Inc.....N.....	0.....
0241	MetLife.....	00000..	98-1226825..00	MetLife International PE Fund III, LP.....	CYM.....	NIA.....	MetLife Insurance K.K. (Japan).....	Ownership.....88.930	MetLife, Inc.....N.....	0.....
0241	MetLife.....	00000..	98-1226825..00	MetLife International PE Fund III, LP.....	CYM.....	NIA.....	MetLife Insurance Company of Korea, Limited	Ownership.....7.910	MetLife, Inc.....N.....	0.....
0241	MetLife.....	00000..	98-1226825..00	MetLife International PE Fund III, LP.....	CYM.....	NIA.....	Metropolitan Life Insurance Company of Hong Kong Limited	Ownership.....0.550	MetLife, Inc.....N.....	0.....
0241	MetLife.....	00000..	98-1226825..00	MetLife International PE Fund III, LP.....	CYM.....	NIA.....	MetLife Limited (Hong Kong).....	Ownership.....2.610	MetLife, Inc.....N.....	0.....
0241	MetLife.....	00000..00	MetLife International PE Fund IV, LP.....	CYM.....	NIA.....	MetLife Insurance K.K. (Japan).....	Ownership.....94.700	MetLife, Inc.....N.....	0.....
0241	MetLife.....	00000..00	MetLife International PE Fund IV, LP.....	CYM.....	NIA.....	MetLife Insurance Company of Korea, Limited	Ownership.....3.790	MetLife, Inc.....N.....	0.....
0241	MetLife.....	00000..00	MetLife International PE Fund IV, LP.....	CYM.....	NIA.....	MetLife Limited (Hong Kong).....	Ownership.....1.510	MetLife, Inc.....N.....	0.....
0241	MetLife.....	00000..00	MetLife International PE Fund V, LP.....	CYM.....	NIA.....	MetLife Insurance K.K. (Japan).....	Ownership.....81.699	MetLife, Inc.....N.....	0.....
0241	MetLife.....	00000..00	MetLife International PE Fund V, LP.....	CYM.....	NIA.....	MetLife Insurance Company of Korea, Limited	Ownership.....3.268	MetLife, Inc.....N.....	0.....
0241	MetLife.....	00000..00	MetLife International PE Fund V, LP.....	CYM.....	NIA.....	MetLife Limited (Hong Kong).....	Ownership.....15.033	MetLife, Inc.....N.....	0.....
0241	MetLife.....	00000..00	MetLife Loan Asset Management, LLC.....	DE.....	NIA.....	MetLife Investment Advisors, LLC.....	Ownership.....100.000	MetLife, Inc.....N.....	0.....
0241	MetLife.....	00000..	46-4140926..00	MIM Property Management, LLC.....	DE.....	NIA.....	MetLife Investment Advisors, LLC.....	Ownership.....100.000	MetLife, Inc.....N.....	0.....
0241	MetLife.....	13092..	26-1511401..43008920	MetLife Reinsurance Company of Vermont.....	VT.....	IA.....	MetLife, Inc.....	Ownership.....100.000	MetLife, Inc.....N.....	0.....
0241	MetLife.....	62634..	51-0104167..42551070	Delaware American Life Insurance Company....	DE.....	IA.....	MetLife, Inc.....	Ownership.....100.000	MetLife, Inc.....N.....	0.....

Q12.12

Metropolitan Group Property and Casualty Insurance Company

SCHEDULE Y

PART 1A - DETAIL OF INSURANCE HOLDING COMPANY SYSTEM

1	2	3	4	5	6	7	8	9	10	11	12	13	14	15	16
Group Code	Group Name	NAIC Company Code	ID Number	Federal RSSD	CIK	Name of Securities Exchange if Publicly Traded (U.S. or International)	Names of Parent, Subsidiaries or Affiliates	Domiciliary Location	Relationship to Reporting Entity	Directly Controlled by (Name of Entity/Person)	Type of Control (Ownership Board, Management, Attorney-in-Fact, Influence, Other)	If Control is Ownership Provide Percentage	Ultimate Controlling Entity(ies)/Person(s)	Is an SCA Filing Required? (Y/N)	*
0241	MetLife.....	00000...	27-1206753..00		MetLife Consumer Services, Inc.....	DE.....	NIA.....	MetLife, Inc.....	Ownership.....	...100.000	MetLife, Inc.....	...N.....	0.....
0241	MetLife.....	00000...	81-3846992..00		Brighthouse Financial, Inc.....	DE.....	NIA.....	MetLife, Inc.....	Ownership.....	...19.200	MetLife, Inc.....	...N.....	0.....
0241	MetLife.....	00000...	00		Brighthouse Holdings, LLC.....	DE.....	NIA.....	Brighthouse Financial, Inc.....	Ownership.....	...100.000	MetLife, Inc.....	...N.....	0.....
0241	MetLife.....	00000...	81-2253384..00		MetLife Insurance Brokerage, Inc.....	NY.....	NIA.....	MetLife, Inc.....	Ownership.....	...100.000	MetLife, Inc.....	...N.....	0.....
0241	MetLife.....	60690...	98-0000065..	...42473260		American Life Insurance Company	DE.....	IA.....	MetLife, Inc.....	Ownership.....	...100.000	MetLife, Inc.....	...N.....	0.....
0241	MetLife.....	00000...	AA-1580066..00		MetLife Insurance K.K. (Japan).....	JPN.....	IA.....	American Life Insurance Company.....	Ownership.....	...100.000	MetLife, Inc.....	...N.....	0.....
0241	MetLife.....	00000...		...42553300		Communication One Kabushiki Kaisha (Japan).....	JPN.....	NIA.....	MetLife Insurance K.K. (Japan).....	Ownership.....	...100.000	MetLife, Inc.....	...N.....	0.....
0241	MetLife.....	00000...		...42500180		MetLife Life Insurance Company (Egypt).....	EGY.....	IA.....	MetLife Global Holding Company I GmbH (Swiss)	Ownership.....	...84.125	MetLife, Inc.....	...N.....	0.....
0241	MetLife.....	00000...	AA-1860015..00		MetLife Emekliilik ve Hayat A.S. (Turkey).....	TUR.....	IA.....	MetLife Global Holding Company II GmbH (Swiss)	Ownership.....	...99.980	MetLife, Inc.....	...N.....	0.....
0241	MetLife.....	00000...	00		MetLife Life Insurance S.A. (Greece).....	GRC.....	IA.....	MetLife EU Holding Company Limited (Ireland)	Ownership.....	...100.000	MetLife, Inc.....	...N.....	0.....
0241	MetLife.....	00000...		...42553490		MetLife Mutual Fund Company (Greece).....	GRC.....	NIA.....	MetLife Life Insurance Company S.A.....	Ownership.....	...90.000	MetLife, Inc.....	...N.....	0.....
0241	MetLife.....	00000...		...43040320		International Investment Holding Company Limited (Russia)	RUS.....	NIA.....	American Life Insurance Company	Ownership.....	...100.000	MetLife, Inc.....	...N.....	0.....
0241	MetLife.....	00000...	00		UBB-MetLife Zhivotozastrahovatelno Drujestvo AD (Bulgaria)	BGR.....	IA.....	MetLife EU Holding Company Limited (Ireland)	Ownership.....	...40.000	MetLife, Inc.....	...N.....	0.....
0241	MetLife.....	00000...	00		MetLife American International Group and Arab National Bank Cooperative Insurance Company	SAU.....	IA.....	American Life Insurance Company	Ownership.....	...30.000	MetLife, Inc.....	...N.....	0.....
0241	MetLife.....	00000...		...42500720		PJSC MetLife (Ukraine).....	UKR.....	IA.....	MetLife Global Holding Company II GmbH (Swiss)	Ownership.....	...99.999	MetLife, Inc.....	...N.....	0.....
0241	MetLife.....	00000...		...42500720		PJSC MetLife (Ukraine).....	UKR.....	IA.....	International Technical and Advisory Services Limited (USA-Delaware)	Ownership.....	...0.001	MetLife, Inc.....	...N.....	0.....
0241	MetLife.....	00000...		...42500720		PJSC MetLife (Ukraine).....	UKR.....	IA.....	Borderland Investments Limited (USA-Delaware)	Ownership.....	...0.001	MetLife, Inc.....	...N.....	0.....
0241	MetLife.....	00000...	00		MetLife Innovation Centre Limited.....	IRL.....	NIA.....	MetLife Global Holding Company II GmbH (Swiss)	Ownership.....	...99.999	MetLife, Inc.....	...N.....	0.....
0241	MetLife.....	00000...	51-0205283..00		International Technical and Advisory Services Limited (USA-Delaware)	DE.....	NIA.....	American Life Insurance Company	Ownership.....	...100.000	MetLife, Inc.....	...N.....	0.....
0241	MetLife.....	00000...	02-0649743..00		Borderland Investments Limited (USA-Delaware)	DE.....	NIA.....	American Life Insurance Company	Ownership.....	...100.000	MetLife, Inc.....	...N.....	0.....
0241	MetLife.....	00000...	00		ALICO Hellas Single Member Limited Liability Company (Greece)	GRC.....	NIA.....	Borderland Investments Limited (USA-Delaware)	Ownership.....	...100.000	MetLife, Inc.....	...N.....	0.....
0241	MetLife.....	00000...	00		MetLife Asset Management Corp. (Japan).....	JPN.....	NIA.....	ALICO Operations, LLC (DE).....	Ownership.....	...100.000	MetLife, Inc.....	...N.....	0.....
0241	MetLife.....	00000...		...42493110		MetLife Mas, S.A. de C.V (Mexico).....	MEX.....	IA.....	MetLife International Holdings, LLC.....	Ownership.....	...100.000	MetLife, Inc.....	...N.....	0.....

Q12.13

SCHEDULE Y

PART 1A - DETAIL OF INSURANCE HOLDING COMPANY SYSTEM

1	2	3	4	5	6	7	8	9	10	11	12	13	14	15	16
Group Code	Group Name	NAIC Company Code	ID Number	Federal RSSD	CIK	Name of Securities Exchange if Publicly Traded (U.S. or International)	Names of Parent, Subsidiaries or Affiliates	Domiciliary Location	Relationship to Reporting Entity	Directly Controlled by (Name of Entity/Person)	Type of Control (Ownership Board, Management, Attorney-in-Fact, Influence, Other)	If Control is Ownership Provide Percentage	Ultimate Controlling Entity(ies)/Person(s)	Is an SCA Filing Required? (Y/N)	*
0241	MetLife.....	00000...		4249311	0		MetLife Mas, S.A. de C.V (Mexico).....	MEX.....	IA.....	International Technical and Advisory Services Limited (USA-Delaware)	Ownership.....	0.000	MetLife, Inc.....	N.....	0.....
0241	MetLife.....	00000...		4251293	0		MetLife Seguros S.A. (Uruguay).....	URY.....	IA.....	ALICO Operations, LLC (DE).....	Ownership.....	100.000	MetLife, Inc.....	N.....	0.....
0241	MetLife.....	00000...		0	0		MetLife Colombia Seguros de Vida S.A. (Columbia)	COL.....	IA.....	MetLife Global Holding Company II GmbH (Swiss)	Ownership.....	90.000	MetLife, Inc.....	N.....	0.....
0241	MetLife.....	00000...		0	0		MetLife Colombia Seguros de Vida S.A. (Columbia)	COL.....	IA.....	MetLife Global Holding Company I GmbH (Swiss)	Ownership.....	10.000	MetLife, Inc.....	N.....	0.....
0241	MetLife.....	00000...		0	0		MetLife Colombia Seguros de Vida S.A. (Columbia)	COL.....	IA.....	International Technical and Advisory Services Limited (USA-Delaware)	Ownership.....	0.000	MetLife, Inc.....	N.....	0.....
0241	MetLife.....	00000...		0	0		MetLife Colombia Seguros de Vida S.A. (Columbia)	COL.....	IA.....	Borderland Investments Limited (USA-Delaware)	Ownership.....	0.000	MetLife, Inc.....	N.....	0.....
0241	MetLife.....	00000...		0	0		MetLife Colombia Seguros de Vida S.A. (Columbia)	COL.....	IA.....	Natiloportem Holdings, LLC.....	Ownership.....	0.000	MetLife, Inc.....	N.....	0.....
0241	MetLife.....	00000...	13-3912049..	0	0		ALICO Properties, Inc. (USA-Delaware).....	DE.....	NIA.....	American Life Insurance Company	Ownership.....	51.000	MetLife, Inc.....	N.....	0.....
0241	MetLife.....	00000...	13-3919049..	0	0		Global Properties, Inc. (USA-Delaware).....	DE.....	NIA.....	ALICO Properties, Inc.....	Ownership.....	100.000	MetLife, Inc.....	N.....	0.....
0241	MetLife.....	00000...		0	0		MetLife Global Holding Company I GmbH (Swiss)	CHE.....	NIA.....	American Life Insurance Company.....	Ownership.....	100.000	MetLife, Inc.....	N.....	0.....
0241	MetLife.....	00000...		0	0		MetLife Global Holding Company II GmbH (Swiss)	CHE.....	NIA.....	MetLife Global Holding Company I GmbH (Swiss)	Ownership.....	100.000	MetLife, Inc.....	N.....	0.....
0241	MetLife.....	00000...		0	0		MetLife Investment Management Holdings (Ireland) Limited	IRL.....	NIA.....	MetLife Global Holding Company II GmbH (Swiss)	Ownership.....	100.000	MetLife, Inc.....	N.....	0.....
0241	MetLife.....	00000...		0	0		MetLife Syndicated Bank Loan Lux GP, S.à.r.l.	LUX.....	NIA.....	MetLife Investment Management Holdings (Ireland) Limited	Ownership.....	100.000	MetLife, Inc.....	N.....	0.....
0241	MetLife.....	00000...	30-0615846..	0	0		ALICO Operations, LLC (DE).....	DE.....	NIA.....	MetLife Global Holding Company II GmbH (Swiss)	Ownership.....	100.000	MetLife, Inc.....	N.....	0.....
0241	MetLife.....	00000...		0	0		MetLife EU Holding Company Limited (Ireland).	IRL.....	NIA.....	MetLife Global Holding Company II GmbH (Swiss)	Ownership.....	100.000	MetLife, Inc.....	N.....	0.....
0241	MetLife.....	00000...	98-0552186..	4249302	0		ALICO European Holding Limited (Ireland).....	IRL.....	NIA.....	MetLife Global Holding Company II GmbH (Swiss)	Ownership.....	100.000	MetLife, Inc.....	N.....	0.....
0241	MetLife.....	00000...	AA-1780108.	0	0		MetLife Europe d.a.c.	IRL.....	IA.....	International Technical Advisory Services Limited	Ownership.....	0.000	MetLife, Inc.....	N.....	0.....
0241	MetLife.....	00000...	AA-1780108.	0	0		MetLife Europe d.a.c.	IRL.....	IA.....	American Life Insurance Company	Ownership.....	3.997	MetLife, Inc.....	N.....	0.....
0241	MetLife.....	00000...	AA-1780108.	0	0		MetLife Europe d.a.c.	IRL.....	IA.....	MetLife EU Holding Company Limited (Ireland)	Ownership.....	96.003	MetLife, Inc.....	N.....	0.....
0241	MetLife.....	00000...		0	0		MetLife Services EOOD (Bulgaria)	BGR.....	NIA.....	MetLife EU Holding Company Limited (Ireland)	Ownership.....	100.000	MetLife, Inc.....	N.....	0.....
0241	MetLife.....	00000...		0	0		MetLife Pension Trustees Limited (UK).....	GBR.....	IA.....	MetLife Europe d.a.c.	Ownership.....	100.000	MetLife, Inc.....	N.....	0.....

Q12.14

Metropolitan Group Property and Casualty Insurance Company

SCHEDULE Y

PART 1A - DETAIL OF INSURANCE HOLDING COMPANY SYSTEM

1	2	3	4	5	6	7	8	9	10	11	12	13	14	15	16
Group Code	Group Name	NAIC Company Code	ID Number	Federal RSSD	CIK	Name of Securities Exchange if Publicly Traded (U.S. or International)	Names of Parent, Subsidiaries or Affiliates	Domiciliary Location	Relationship to Reporting Entity	Directly Controlled by (Name of Entity/Person)	Type of Control (Ownership Board, Management, Attorney-in-Fact, Influence, Other)	If Control is Ownership Provide Percentage	Ultimate Controlling Entity(ies)/Person(s)	Is an SCA Filing Required? (Y/N)	*
0241	MetLife.....	00000...		4255367	0		First American-Hungarian Insurance Agency Limited (Hungary)	HUN.....	IA.....	MetLife EU Holding Company Limited (Ireland)	Ownership.....	100.000	MetLife, Inc.....	N.....	0.....
0241	MetLife.....	00000...		4258407	0		MetLife Solutions S.A.S. (France).....	FRA.....	NIA.....	MetLife EU Holding Company Limited (Ireland)	Ownership.....	100.000	MetLife, Inc.....	N.....	0.....
0241	MetLife.....	00000...		0	0		MetLife Asia Holding Company Pte. Ltd.	SGP.....	NIA.....	MetLife Global Holding Company II GmbH (Swiss)	Ownership.....	100.000	MetLife, Inc.....	N.....	0.....
0241	MetLife.....	00000...		0	0		MetLife Innovation Centre Pte. Ltd	SGP.....	NIA.....	MetLife Asia Holding Company Pte. Ltd.	Ownership.....	100.000	MetLife, Inc.....	N.....	0.....
0241	MetLife.....	00000...		0	0		MetLife Reinsurance Company of Bermuda Ltd.	BMU.....	IA.....	MetLife Global Holding Company II GmbH (Swiss)	Ownership.....	100.000	MetLife, Inc.....	N.....	0.....
0241	MetLife.....	00000...		0	0		MetLife Investment Management Limited (UK)..	GBR.....	NIA.....	MetLife Global Holding Company II GmbH (Swiss)	Ownership.....	100.000	MetLife, Inc.....	N.....	0.....
0241	MetLife.....	00000...		4255246	0		Metropolitan Life Societate de Administrare a unui Fond de Pensii Administrat Privat S.A. (Romania)	ROU.....	IA.....	MetLife EU Holding Company Limited (Ireland)	Ownership.....	99.984	MetLife, Inc.....	N.....	0.....
0241	MetLife.....	00000...		4255246	0		Metropolitan Life Societate de Administrare a unui Fond de Pensii Administrat Privat S.A. (Romania)	ROU.....	IA.....	MetLife Services Sp. z o.o	Ownership.....	0.016	MetLife, Inc.....	N.....	0.....
0241	MetLife.....	00000...		4249469	0		ZAO Master D (Russia).....	RUS.....	NIA.....	ALICO European Holding Limited (Ireland).....	Ownership.....	100.000	MetLife, Inc.....	N.....	0.....
0241	MetLife.....	00000...		4249991	0		Joint-Stock Company MetLife Insurance Company (Russia)	RUS.....	IA.....	MetLife Global Holding Company II GmbH (Swiss)	Ownership.....	49.000	MetLife, Inc.....	N.....	0.....
0241	MetLife.....	00000...		4249991	0		Joint-Stock Company MetLife Insurance Company (Russia)	RUS.....	IA.....	ZAO Master D (Russia).....	Ownership.....	51.000	MetLife, Inc.....	N.....	0.....
0241	MetLife.....	00000...		4255198	0		MetLife Slovakia s.r.o.....	SVK.....	NIA.....	MetLife EU Holding Company Limited (Ireland)	Ownership.....	99.956	MetLife, Inc.....	N.....	0.....
0241	MetLife.....	00000...		4255198	0		MetLife Slovakia s.r.o.....	SVK.....	NIA.....	International Technical and Advisory Services Limited (USA-Delaware)	Ownership.....	0.044	MetLife, Inc.....	N.....	0.....
0241	MetLife.....	00000...		0	0		MetLife Services Cyprus Ltd.....	CYP.....	NIA.....	MetLife EU Holding Company Limited (Ireland)	Ownership.....	100.000	MetLife, Inc.....	N.....	0.....
0241	MetLife.....	00000...		0	0		Hellenic Alico Life Insurance Company Ltd. (Cyprus)	CYP.....	IA.....	MetLife Services Cyprus Ltd.....	Ownership.....	27.500	MetLife, Inc.....	N.....	0.....
0241	MetLife.....	00000...		4247335	0		MetLife Towarzystwo Ubezpieczen na Zycie i Reasekuracji S.A.	POL.....	IA.....	MetLife EU Holding Company Limited (Ireland)	Ownership.....	100.000	MetLife, Inc.....	N.....	0.....
0241	MetLife.....	00000...		4255264	0		MetLife Services Sp. z o.o	POL.....	NIA.....	MetLife Towarzystwo Ubezpieczen na Zycie i Reasekuracji S.A.	Ownership.....	100.000	MetLife, Inc.....	N.....	0.....
0241	MetLife.....	00000...		4251154	0		MetLife Powszechne Towarzystwo Emerytalne (Poland)	POL.....	IA.....	MetLife Towarzystwo Ubezpieczen na Zycie i Reasekuracji S.A.	Ownership.....	100.000	MetLife, Inc.....	N.....	0.....
0241	MetLife.....	00000...	AA-9640009.	4255255	0		MetLife Towarzystwo Funduszy Inwestycyjnych S.A.	POL.....	NIA.....	MetLife Towarzystwo Ubezpieczen na Zycie i Reasekuracji S.A.	Ownership.....	100.000	MetLife, Inc.....	N.....	0.....

Q12.15

SCHEDULE Y

PART 1A - DETAIL OF INSURANCE HOLDING COMPANY SYSTEM

1	2	3	4	5	6	7	8	9	10	11	12	13	14	15	16
Group Code	Group Name	NAIC Company Code	ID Number	Federal RSSD	CIK	Name of Securities Exchange if Publicly Traded (U.S. or International)	Names of Parent, Subsidiaries or Affiliates	Domiciliary Location	Relationship to Reporting Entity	Directly Controlled by (Name of Entity/Person)	Type of Control (Ownership Board, Management, Attorney-in-Fact, Influence, Other)	If Control is Ownership Provide Percentage	Ultimate Controlling Entity(ies)/Person(s)	Is an SCA Filing Required? (Y/N)	*
0241	MetLife.....	00000...	42583310	Agenvita S.r.l. (Italy).....	ITA.....	IA.....	MetLife EU Holding Company Limited (Ireland)	Ownership.....	100.000	MetLife, Inc.....	N.....	0.....
0241	MetLife.....	00000...00	MetLife Services, Sociedad Limitada (Spain).....	ESP.....	NIA.....	MetLife EU Holding Company Limited (Ireland)	Ownership.....	100.000	MetLife, Inc.....	N.....	0.....
0241	MetLife.....	00000...	29812240	MetLife Insurance Limited (U.K.).....	GBR.....	IA.....	MetLife EU Holding Company Limited (Ireland)	Ownership.....	99.999	MetLife, Inc.....	N.....	0.....
0241	MetLife.....	00000...00	MetLife Europe Insurance d.a.c.....	IRL.....	IA.....	MetLife EU Holding Company Limited (Ireland)	Ownership.....	93.000	MetLife, Inc.....	N.....	0.....
0241	MetLife.....	00000...00	MetLife Europe Insurance d.a.c.....	IRL.....	IA.....	American Life Insurance Company.....	Ownership.....	7.000	MetLife, Inc.....	N.....	0.....
0241	MetLife.....	00000...	41898640	MetLife Europe Services Limited (Ireland).....	IRL.....	NIA.....	MetLife EU Holding Company Limited (Ireland)	Ownership.....	100.000	MetLife, Inc.....	N.....	0.....
0241	MetLife.....	00000...	95-3947585..	31660640	MetLife Investors Group, LLC.....	DE.....	NIA.....	MetLife, Inc.....	Ownership.....	100.000	MetLife, Inc.....	N.....	0.....
0241	MetLife.....	00000...	43-1906210..	3373563	1130412	MetLife Investments Securities LLC (DE).....	DE.....	NIA.....	MetLife Investors Group, LLC.....	Ownership.....	100.000	MetLife, Inc.....	N.....	0.....
0241	MetLife.....	00000...00	MetLife Investors Distribution Company.....	MO.....	NIA.....	MetLife Investors Group, LLC.....	Ownership.....	100.000	MetLife, Inc.....	N.....	0.....

Q12.16

PART 1 - LOSS EXPERIENCE

Lines of Business	Current Year to Date			4 Prior Year to Date Direct Loss Percentage
	1 Direct Premiums Earned	2 Direct Losses Incurred	3 Direct Loss Percentage	
1. Fire.....	0	0	0.000	0.000
2. Allied lines.....	528	0	0.000	0.000
3. Farmowners multiple peril.....	0	0	0.000	0.000
4. Homeowners multiple peril.....	103,328,900	57,411,159	55.562	48.603
5. Commercial multiple peril.....	0	0	0.000	0.000
6. Mortgage guaranty.....	0	0	0.000	0.000
8. Ocean marine.....	0	0	0.000	0.000
9. Inland marine.....	2,271,725	846,296	37.253	40.294
10. Financial guaranty.....	0	0	0.000	0.000
11.1. Medical professional liability - occurrence.....	0	0	0.000	0.000
11.2. Medical professional liability - claims-made.....	0	0	0.000	0.000
12. Earthquake.....	919,228	1,402	0.153	(2.227)
13. Group accident and health.....	0	0	0.000	0.000
14. Credit accident and health.....	0	0	0.000	0.000
15. Other accident and health.....	0	0	0.000	0.000
16. Workers' compensation.....	0	0	0.000	27.870
17.1. Other liability-occurrence.....	1,889,278	2,850,266	150.865	20.978
17.2. Other liability-claims made.....	0	0	0.000	0.000
17.3. Excess workers' compensation.....	0	0	0.000	0.000
18.1. Products liability-occurrence.....	0	0	0.000	0.000
18.2. Products liability-claims made.....	0	0	0.000	0.000
19.1, 19.2. Private passenger auto liability.....	254,168,638	149,546,267	58.837	67.118
19.3, 19.4. Commercial auto liability.....	0	0	0.000	0.000
21. Auto physical damage.....	189,669,627	99,841,512	52.640	54.055
22. Aircraft (all perils).....	0	0	0.000	0.000
23. Fidelity.....	0	0	0.000	0.000
24. Surety.....	0	0	0.000	0.000
26. Burglary and theft.....	0	0	0.000	0.000
27. Boiler and machinery.....	0	0	0.000	0.000
28. Credit.....	0	0	0.000	0.000
29. International.....	0	0	0.000	0.000
30. Warranty.....	0	0	0.000	0.000
31. Reinsurance-nonproportional assumed property.....	XXX	XXX	XXX	XXX
32. Reinsurance-nonproportional assumed liability.....	XXX	XXX	XXX	XXX
33. Reinsurance-nonproportional assumed financial lines.....	XXX	XXX	XXX	XXX
34. Aggregate write-ins for other lines of business.....	0	0	0.000	0.000
35. Totals.....	552,247,924	310,496,902	56.224	58.669
DETAILS OF WRITE-INS				
3401.....	0	0	0.000	0.000
3402.....	0	0	0.000	0.000
3403.....	0	0	0.000	0.000
3498. Sum. of remaining write-ins for Line 34 from overflow page.....	0	0	0.000	XXX
3499. Totals (Lines 3401 thru 3403 plus 3498) (Line 34).....	0	0	0.000	0.000

PART 2 - DIRECT PREMIUMS WRITTEN

Lines of Business	1	2	3
	Current Quarter	Current Year to Date	Prior Year Year to Date
1. Fire.....	0	0	0
2. Allied lines.....	390	390	703
3. Farmowners multiple peril.....	0	0	0
4. Homeowners multiple peril.....	39,015,392	104,792,326	105,269,679
5. Commercial multiple peril.....	0	0	0
6. Mortgage guaranty.....	0	0	0
8. Ocean marine.....	0	0	0
9. Inland marine.....	827,889	2,283,233	2,363,605
10. Financial guaranty.....	0	0	0
11.1. Medical professional liability - occurrence.....	0	0	0
11.2. Medical professional liability - claims made.....	0	0	0
12. Earthquake.....	312,541	880,952	955,283
13. Group accident and health.....	0	0	0
14. Credit accident and health.....	0	0	0
15. Other accident and health.....	0	0	0
16. Workers' compensation.....	0	0	35,929
17.1. Other liability-occurrence.....	688,802	2,039,299	1,793,816
17.2. Other liability-claims made.....	0	0	0
17.3. Excess workers' compensation.....	0	0	0
18.1. Products liability-occurrence.....	0	0	0
18.2. Products liability-claims made.....	0	0	0
19.1 19.2. Private passenger auto liability.....	93,113,026	263,835,643	252,943,328
19.3 19.4. Commercial auto liability.....	0	0	0
21. Auto physical damage.....	68,112,588	193,631,752	191,889,667
22. Aircraft (all perils).....	0	0	0
23. Fidelity.....	0	0	0
24. Surety.....	0	0	0
26. Burglary and theft.....	0	0	0
27. Boiler and machinery.....	0	0	0
28. Credit.....	0	0	0
29. International.....	0	0	0
30. Warranty.....	0	0	0
31. Reinsurance-nonproportional assumed property.....	XXX	XXX	XXX
32. Reinsurance-nonproportional assumed liability.....	XXX	XXX	XXX
33. Reinsurance-nonproportional assumed financial lines.....	XXX	XXX	XXX
34. Aggregate write-ins for other lines of business.....	0	0	0
35. Totals.....	202,070,628	567,463,595	555,252,010
DETAILS OF WRITE-INS			
3401.....	0	0	0
3402.....	0	0	0
3403.....	0	0	0
3498. Sum. of remaining write-ins for Line 34 from overflow page.....	0	0	0
3499. Totals (Lines 3401 thru 3403 plus 3498) (Line 34).....	0	0	0

Metropolitan Group Property and Casualty Insurance Company

PART 3 (000 omitted)

LOSS AND LOSS ADJUSTMENT EXPENSE RESERVES SCHEDULE

	1	2	3	4	5	6	7	8	9	10	11	12	13
Years in Which Losses Occurred	Prior Year-End Known Case Loss and LAE Reserves	Prior Year-End IBNR Loss and LAE Reserves	Total Prior Year-End Loss and LAE Reserves (Cols. 1 + 2)	2017 Loss and LAE Payments on Claims Reported as of Prior Year-End	2017 Loss and LAE Payments on Claims Unreported as of Prior Year-End	Total 2017 Loss and LAE Payments (Cols. 4 + 5)	Q.S. Date Known Case Loss and LAE Reserves on Claims Reported and Open as of Prior Year-End	Q.S. Date Known Case Loss and LAE Reserves on Claims Reported or Reopened Subsequent to Prior Year-End	Q.S. Date IBNR Loss and LAE Reserves	Total Q.S. Loss and LAE Reserves (Cols. 7 + 8 + 9)	Prior Year-End Known Case Loss and LAE Reserves Developed (Savings)/Deficiency (Cols. 4 + 7 minus Col. 1)	Prior Year-End IBNR Loss and LAE Reserves Developed (Savings)/Deficiency (Cols. 5 + 8 + 9 minus Col. 2)	Prior Year-End Total Loss and LAE Reserve Developed (Savings)/Deficiency (Cols. 11 + 12)
1. 2014 + Prior.....0000000000000
2. 2015.....0000000000000
3. Subtotals 2015 + Prior.....0000000000000
4. 2016.....0000000000000
5. Subtotals 2016 + Prior.....0000000000000
6. 2017.....XXXXXXXXXXXX00XXX000XXXXXXXXX
7. Totals.....0000000000000
8. Prior Year-End's Surplus As Regards Policyholders413,720										Col. 11, Line 7 As % of Col. 1, Line 7	Col. 12, Line 7 As % of Col. 2, Line 7	Col. 13, Line 7 As % of Col. 3, Line 7
											1.0.000 %	2.0.000 %	3.0.000 %
											Col. 13, Line 7 Line 8		
											4.0.000 %		

Q14

SUPPLEMENTAL EXHIBITS AND SCHEDULES INTERROGATORIES

The following supplemental reports are required to be filed as part of your statement filing. However, in the event that your company does not transact the type of business for which the special report must be filed, your response of NO to the specific interrogatory will be accepted in lieu of filing a "NONE" report and a bar code will be printed below. If the supplement is required of your company but is not being filed for whatever reason, enter SEE EXPLANATION and provide an explanation following the interrogatory questions.

	Response
1. Will the Trusteed Surplus Statement be filed with the state of domicile and the NAIC with this statement?	NO _____
2. Will Supplement A to Schedule T (Medical Professional Liability Supplement) be filed with this statement?	NO _____
3. Will the Medicare Part D Coverage Supplement be filed with the state of domicile and the NAIC with this statement?	NO _____
4. Will the Director and Officer Insurance Coverage Supplement be filed with the state of domicile and the NAIC with this statement?	NO _____

Explanation:

1. The data for this supplement is not required to be filed.
2. The data for this supplement is not required to be filed.
3. The data for this supplement is not required to be filed.
4. The data for this supplement is not required to be filed.

Bar Code:



NONE

Metropolitan Group Property and Casualty Insurance Company SCHEDULE A - VERIFICATION

Real Estate

	1 Year to Date	2 Prior Year Ended December 31
1. Book/adjusted carrying value, December 31 of prior year.....	0	0
2. Cost of acquired:		
2.1 Actual cost at time of acquisition.....	0	0
2.2 Additional investment made after acquisition.....	0	0
3. Current year change in encumbrances.....	0	0
4. Total gain (loss) on disposals.....	0	0
5. Deduct amounts received on disposals.....	0	0
6. Total foreign exchange change in book/adjusted carrying value.....	0	0
7. Deduct current year's other-than-temporary impairment recognized.....	0	0
8. Deduct current year's depreciation.....	0	0
9. Book/adjusted carrying value at end of current period (Lines 1+2+3+4-5+6-7-8).....	0	0
10. Deduct total nonadmitted amounts.....	0	0
11. Statement value at end of current period (Line 9 minus Line 10).....	0	0

SCHEDULE B - VERIFICATION

Mortgage Loans

	1 Year to Date	2 Prior Year Ended December 31
1. Book value/recorded investment excluding accrued interest, December 31 of prior year.....	0	0
2. Cost of acquired:		
2.1 Actual cost at time of acquisition.....	0	0
2.2 Additional investment made after acquisition.....	0	0
3. Capitalized deferred interest and other.....	0	0
4. Accrual of discount.....	0	0
5. Unrealized valuation increase (decrease).....	0	0
6. Total gain (loss) on disposals.....	0	0
7. Deduct amounts received on disposals.....	0	0
8. Deduct amortization of premium and mortgage interest points and commitment fees.....	0	0
9. Total foreign exchange change in book value/recorded investment excluding accrued interest.....	0	0
10. Deduct current year's other-than-temporary impairment recognized.....	0	0
11. Book value/recorded investment excluding accrued interest at end of current period (Lines 1+2+3+4+5+6-7-8+9-10).....	0	0
12. Total valuation allowance.....	0	0
13. Subtotal (Line 11 plus Line 12).....	0	0
14. Deduct total nonadmitted amounts.....	0	0
15. Statement value at end of current period (Line 13 minus Line 14).....	0	0

SCHEDULE BA - VERIFICATION

Other Long-Term Invested Assets

	1 Year to Date	2 Prior Year Ended December 31
1. Book/adjusted carrying value, December 31 of prior year.....	0	0
2. Cost of acquired:		
2.1 Actual cost at time of acquisition.....	0	0
2.2 Additional investment made after acquisition.....	0	0
3. Capitalized deferred interest and other.....	0	0
4. Accrual of discount.....	0	0
5. Unrealized valuation increase (decrease).....	0	0
6. Total gain (loss) on disposals.....	0	0
7. Deduct amounts received on disposals.....	0	0
8. Deduct amortization of premium and depreciation.....	0	0
9. Total foreign exchange change in book/adjusted carrying value.....	0	0
10. Deduct current year's other-than-temporary impairment recognized.....	0	0
11. Book/adjusted carrying value at end of current period (Lines 1+2+3+4+5+6-7-8+9-10).....	0	0
12. Deduct total nonadmitted amounts.....	0	0
13. Statement value at end of current period (Line 11 minus Line 12).....	0	0

SCHEDULE D - VERIFICATION

Bonds and Stocks

	1 Year to Date	2 Prior Year Ended December 31
1. Book/adjusted carrying value of bonds and stocks, December 31 of prior year.....	382,589,752	356,769,674
2. Cost of bonds and stocks acquired.....	74,706,999	103,364,095
3. Accrual of discount.....	687,591	1,149,525
4. Unrealized valuation increase (decrease).....	12,060	(12,060)
5. Total gain (loss) on disposals.....	(1,320,979)	305,226
6. Deduct consideration for bonds and stocks disposed of.....	69,204,458	77,434,669
7. Deduct amortization of premium.....	1,124,658	1,552,039
8. Total foreign exchange change in book/adjusted carrying value.....	0	0
9. Deduct current year's other-than-temporary impairment recognized.....	0	0
10. Book/adjusted carrying value at end of current period (Lines 1+2+3+4+5-6-7+8-9).....	386,346,307	382,589,752
11. Deduct total nonadmitted amounts.....	0	0
12. Statement value at end of current period (Line 10 minus Line 11).....	386,346,307	382,589,752

SCHEDULE D - PART 1B

Showing the Acquisitions, Dispositions and Non-Trading Activity

During the Current Quarter for all Bonds and Preferred Stock by NAIC Designation

NAIC Designation	1 Book/Adjusted Carrying Value Beginning of Current Quarter	2 Acquisitions During Current Quarter	3 Dispositions During Current Quarter	4 Non-Trading Activity During Current Quarter	5 Book/Adjusted Carrying Value End of First Quarter	6 Book/Adjusted Carrying Value End of Second Quarter	7 Book/Adjusted Carrying Value End of Third Quarter	8 Book/Adjusted Carrying Value December 31 Prior Year
BONDS								
1. NAIC 1 (a).....	289,520,285	52,706,524	48,615,790	(41,413)	322,265,078	289,520,285	293,569,606	319,305,983
2. NAIC 2 (a).....	99,008,040	4,800,000	0	(50,168)	64,526,117	99,008,040	103,757,872	61,591,825
3. NAIC 3 (a).....	3,000,000	0	0	0	3,000,000	3,000,000	3,000,000	5,987,940
4. NAIC 4 (a).....	0	0	0	0	0	0	0	0
5. NAIC 5 (a).....	0	0	0	0	0	0	0	0
6. NAIC 6 (a).....	0	0	0	0	0	0	0	0
7. Total Bonds.....	391,528,325	57,506,524	48,615,790	(91,581)	389,791,195	391,528,325	400,327,478	386,885,748
PREFERRED STOCK								
8. NAIC 1.....	0	0	0	0	0	0	0	0
9. NAIC 2.....	0	0	0	0	0	0	0	0
10. NAIC 3.....	0	0	0	0	0	0	0	0
11. NAIC 4.....	0	0	0	0	0	0	0	0
12. NAIC 5.....	0	0	0	0	0	0	0	0
13. NAIC 6.....	0	0	0	0	0	0	0	0
14. Total Preferred Stock.....	0	0	0	0	0	0	0	0
15. Total Bonds and Preferred Stock.....	391,528,325	57,506,524	48,615,790	(91,581)	389,791,195	391,528,325	400,327,478	386,885,748

QS102

(a) Book/Adjusted Carrying Value column for the end of the current reporting period includes the following amount of short-term and cash equivalent bonds by NAIC designation:

NAIC 1 \$.....13,981,170; NAIC 2 \$.....0; NAIC 3 \$.....0; NAIC 4 \$.....0; NAIC 5 \$.....0; NAIC 6 \$.....0.

SCHEDULE DA - PART 1

Short-Term Investments

	1 Book/Adjusted Carrying Value	Par Value NONE	Original Cost	4 Interest Collected Year To Date	5 Paid for Accrued Interest Year To Date
9199999.....0XXX000

SCHEDULE DA - VERIFICATION

Short-Term Investments

	1 Year To Date	2 Prior Year Ended December 31
1. Book/adjusted carrying value, December 31 of prior year.....4,295,9973,199,121
2. Cost of short-term investments acquired.....1,995,3436,987,806
3. Accrual of discount.....4,5534,626
4. Unrealized valuation increase (decrease).....00
5. Total gain (loss) on disposals.....(479)(842)
6. Deduct consideration received on disposals.....6,295,4145,894,714
7. Deduct amortization of premium.....00
8. Total foreign exchange change in book/adjusted carrying value.....00
9. Deduct current year's other-than-temporary impairment recognized.....00
10. Book/adjusted carrying value at end of current period (Lines 1+2+3+4+5-6-7+8-9).....04,295,997
11. Deduct total nonadmitted amounts.....00
12. Statement value at end of current period (Line 10 minus Line 11).....04,295,997

Sch. DB - Pt. A - Verification
NONE

Sch. DB - Pt. B - Verification
NONE

Sch. DB - Pt. C - Sn. 1
NONE

Sch. DB - Pt. C - Sn. 2
NONE

Sch. DB - Verification
NONE

SCHEDULE E- VERIFICATION

Cash Equivalents

	1 Year To Date	2 Prior Year Ended December 31
1. Book/adjusted carrying value, December 31 of prior year.....	0	0
2. Cost of cash equivalents acquired.....	142,848,720	173,554,447
3. Accrual of discount.....	53,054	23,946
4. Unrealized valuation increase (decrease).....	0	0
5. Total gain (loss) on disposals.....	(928)	688
6. Deduct consideration received on disposals.....	128,919,676	173,579,081
7. Deduct amortization of premium.....	0	0
8. Total foreign exchange change in book/ adjusted carrying value.....	0	0
9. Deduct current year's other-than-temporary impairment recognized.....	0	0
10. Book/adjusted carrying value at end of current period (Lines 1+2+3+4+5-6-7+8-9).....	13,981,170	0
11. Deduct total nonadmitted amounts.....	0	0
12. Statement value at end of current period (Line 10 minus Line 11).....	13,981,170	0

Sch. A - Pt. 2
NONE

Sch. A - Pt. 3
NONE

Sch. B - Pt. 2
NONE

Sch. B - Pt. 3
NONE

Sch. BA - Pt. 2
NONE

Sch. BA - Pt. 3
NONE

SCHEDULE D - PART 3

Showing all Long-Term Bonds and Stocks ACQUIRED During Current Quarter

1	2		3	4	5		6	7	8	9	10
CUSIP Identification	Description		Foreign	Date Acquired	Name of Vendor		Number of Shares of Stock	Actual Cost	Par Value	Paid for Accrued Interest and Dividends	NAIC Designation or Market Indicator (a)
Bonds - Industrial and Miscellaneous											
14456# AA 4	CARRIX INC	4.960%	07/31/27		07/19/2017	BANK OF AMERICA N.A.		800,000	800,000	0	2Z
14456# AB 2	CARRIX INC	5.060%	07/31/29		07/19/2017	BANK OF AMERICA N.A.		2,500,000	2,500,000	0	2Z
14456# AC 0	CARRIX INC	5.210%	07/31/32		07/19/2017	BANK OF AMERICA N.A.		1,500,000	1,500,000	0	2Z
3899999	Total - Bonds - Industrial and Miscellaneous							4,800,000	4,800,000	0	XXX
8399997	Total - Bonds - Part 3							4,800,000	4,800,000	0	XXX
8399999	Total - Bonds							4,800,000	4,800,000	0	XXX
9999999	Total - Bonds, Preferred and Common Stocks							4,800,000	4,800,000	0	XXX

(a) For all common stock bearing NAIC market indicator "U" provide the number of such issues:.....0.

QE04

Metropolitan Group Property and Casualty Insurance Company

SCHEDULE D - PART 4

Showing all Long-Term Bonds and Stocks SOLD, REDEEMED or Otherwise DISPOSED OF During Current Quarter

1	2	3	4	5	6	7	8	9	10	Change in Book/Adjusted Carrying Value					16	17	18	19	20	21	22
										11	12	13	14	15							
CUSIP Identification	Description	F o r e i g n	Disposal Date	Name of Purchaser	Number of Shares of Stock	Consideration	Par Value	Actual Cost	Prior Year Book/Adjusted Carrying Value	Unrealized Valuation Increase (Decrease)	Current Year's (Amortization) / Accretion	Current Year's Other-Than-Temporary Impairment Recognized	Total Change in B./A.C.V. (11+12-13)	Total Foreign Exchange Change in B./A.C.V.	Book/Adjusted Carrying Value at Disposal Date	Foreign Exchange Gain (Loss) on Disposal	Realized Gain (Loss) on Disposal	Total Gain (Loss) on Disposal	Bond Interest / Stock Dividends Received During Year	Stated Contractual Maturity Date	NAIC Designation or Market Indicator (a)
Bonds - U.S. Government																					
36225B QJ 0	GINNIE MAE I GNMA I 7.000% 781357 7.00		09/01/2017	Paydown.....		2,757	2,757	2,696	2,721	0	36	0	36	0	2,757	0	0	0	124	10/15/2025	1.....
36225B QN 1	GINNIE MAE I GNMA I 7.500% 781361 7.50		09/01/2017	Paydown.....		3,434	3,434	3,298	3,354	0	79	0	79	0	3,434	0	0	0	176	12/15/2025	1.....
0599999	Total - Bonds - U.S. Government.....					6,191	6,191	5,994	6,075	0	115	0	115	0	6,191	0	0	0	300	XXX	XXX
Bonds - U.S. Special Revenue and Special Assessment																					
3128MJ YC 8	FEDERAL HOME LOAN MORTGAGE COR 3.500%		09/01/2017	Paydown.....		144,823	144,823	151,804	151,428	0	(6,606)	0	(6,606)	0	144,823	0	0	0	3,398	05/01/2046	1.....
3138WG YN 8	FEDERAL NATIONAL MORTGAGE ASSO 3.500%		09/01/2017	Various.....		135,281	135,281	141,412	140,999	0	(5,717)	0	(5,717)	0	135,281	0	0	0	3,259	04/01/2046	1.....
31418C LG 7	FEDERAL NATIONAL MORTGAGE ASSO 3.500%		09/01/2017	Paydown.....		162,406	162,406	167,729	0	0	(5,322)	0	(5,322)	0	162,406	0	0	0	942	06/01/2047	1.....
426063 JU 8	HENRICO CNTY VA INDL DEV AUTH Henrico Co		08/07/2017	Redemption 100.0000.....		400,000	400,000	413,000	408,058	0	(8,058)	0	(8,058)	0	400,000	0	0	0	14,128	08/07/2027	1FE.....
880461 FX 1	TENNESSEE HSG DEV AGY 4.050% 01/01/38		09/01/2017	Call 100.0000.....		20,000	20,000	20,000	20,000	0	0	0	0	0	20,000	0	0	0	945	01/01/2038	1FE.....
3199999	Total - Bonds - U.S. Special Revenue and Special Assessments.....					862,510	862,510	893,945	720,485	0	(25,703)	0	(25,703)	0	862,510	0	0	0	22,672	XXX	XXX
8399997	Total - Bonds - Part 4.....					868,701	868,701	899,939	726,560	0	(25,588)	0	(25,588)	0	868,701	0	0	0	22,972	XXX	XXX
8399999	Total - Bonds.....					868,701	868,701	899,939	726,560	0	(25,588)	0	(25,588)	0	868,701	0	0	0	22,972	XXX	XXX
9999999	Total - Bonds, Preferred and Common Stocks.....					868,701	XXX	899,939	726,560	0	(25,588)	0	(25,588)	0	868,701	0	0	0	22,972	XXX	XXX

QE05

(a) For all common stock bearing the NAIC market indicator "U" provide: the number of such issues:0.

Sch. DB - Pt. A - Sn. 1
NONE

Sch. DB - Pt. B - Sn. 1
NONE

Sch. DB - Pt. D - Sn. 1
NONE

Sch. DB - Pt. D - Sn. 2
NONE

Sch. DL - Pt. 1
NONE

Sch. DL - Pt. 2
NONE

Metropolitan Group Property and Casualty Insurance Company

SCHEDULE E - PART 1 - CASH

Month End Depository Balances

1 Depository	2 Code	3 Rate of Interest	4 Amount of Interest Received During Current Quarter	5 Amount of Interest Accrued at Current Statement Date	Book Balance at End of Each Month During Current Quarter			9 *	
					6 First Month	7 Second Month	8 Third Month		
Open Depositories									
JP Morgan Chase.....	New York, New York.....	0.00000317,949595,148385,711	XXX
JP Morgan Chase.....	New York, New York.....	0.0002,4980382,003842,884843,925	XXX
Union Bank of California- 01/01/2018.....	Sacramento, California.....	SD.....0.05000150,000150,000150,000	XXX
Union Bank of California- 02/05/2018.....	Sacramento, California.....	SD.....0.05000100,000100,000100,000	XXX
Union Bank of California- 03/07/2018.....	Sacramento, California.....	SD.....0.05000150,000150,000150,000	XXX
Union Bank of California- 03/08/2018.....	Sacramento, California.....	SD.....0.05000180,000180,000180,000	XXX
0199999. Total Open Depositories.....	XXX	XXX2,498001,279,9522,018,0321,809,636	XXX
0399999. Total Cash on Deposit.....	XXX	XXX2,498001,279,9522,018,0321,809,636	XXX
0599999. Total Cash.....	XXX	XXX2,498001,279,9522,018,0321,809,636	XXX

SCHEDULE E - PART 2 - CASH EQUIVALENTS

Show Investments Owned End of Current Quarter

1 Description	2 Code	3 Date Acquired	4 Rate of Interest	5 Maturity Date	6 Book/Adjusted Carrying Value	7 Amount of Interest Due & Accrued	8 Amount Received During Year
U.S. Government Bonds - Issuer Obligations							
UNITED STATES TREASURY.....		09/28/2017.....0.000	10/26/2017.....4,596,9440366
UNITED STATES TREASURY.....		09/15/2017.....0.000	11/30/2017.....9,384,22604,269
0199999. U.S. Government Bonds - Issuer Obligations.....				13,981,17004,635
0599999. Total - U.S. Government Bonds.....				13,981,17004,635
Total Bonds							
7799999. Subtotals - Issuer Obligations.....				13,981,17004,635
8399999. Subtotals - Bonds.....				13,981,17004,635
8699999. Total - Cash Equivalents.....				13,981,17004,635

QE13