



# ANNUAL STATEMENT

For the Year Ended December 31, 2017  
of the Condition and Affairs of the

## Metropolitan Property and Casualty Insurance Company

NAIC Group Code.....241, 241 <small>(Current Period) (Prior Period)</small>	NAIC Company Code..... 26298	Employer's ID Number..... 13-2725441
Organized under the Laws of RI	State of Domicile or Port of Entry RI	Country of Domicile US
Incorporated/Organized..... August 31, 1972	Commenced Business..... December 8, 1972	
Statutory Home Office	700 Quaker Lane..... Warwick ..... RI ..... US ..... 02886-6669 <small>(Street and Number) (City or Town, State, Country and Zip Code)</small>	
Main Administrative Office	700 Quaker Lane..... Warwick ..... RI ..... US..... 02886-6669 <small>(Street and Number) (City or Town, State, Country and Zip Code)</small>	401-827-2400 <small>(Area Code) (Telephone Number)</small>
Mail Address	PO Box 350, 700 Quaker Lane..... Warwick ..... RI ..... US ..... 02887-0350 <small>(Street and Number or P. O. Box) (City or Town, State, Country and Zip Code)</small>	
Primary Location of Books and Records	700 Quaker Lane..... Warwick ..... RI ..... US ..... 02886-6669 <small>(Street and Number) (City or Town, State, Country and Zip Code)</small>	800-638-4208 <small>(Area Code) (Telephone Number)</small>
Internet Web Site Address	www.metlife.com	
Statutory Statement Contact	Kevin Paul Swift <small>(Name)</small> kswift@metlife.com <small>(E-Mail Address)</small>	800-638-4208 <small>(Area Code) (Telephone Number) (Extension)</small> 401-827-2315 <small>(Fax Number)</small>

### OFFICERS

Name	Title	Name	Title
1. Kishore Ponnnavolu	President	2. Maura Catherine Travers	Assistant General Counsel and Secretary
3. Michael John Bednarick	Vice President and Chief Financial Officer	4. John Dennis McCallion	Treasurer

### OTHER

Michael John Abate	Vice President	Zulfi Shafaat Ahmed #	Senior Vice President and Chief Information Security Officer
William Donald Anderson #	Vice President and Assistant Treasurer	Robert Edward Bean	Vice President
Charles Phillip Cavas	Vice President and Associate General Counsel	Kevin Chean	Vice President
Marlene Beverly Debel	Executive Vice President	Darla Ann Finchum	Vice President
Barbara Jean Furr	Vice President	Paul Edward Gavin	Senior Vice President
Lorene Elsie Guardado #	Vice President	Lise Ann Hasegawa	Vice President
James William Koeger #	Vice President	Michelle Lee Kolodziejczak #	Vice President
Richard Paul Lonardo	Vice President	Jason Phillip Manske	Senior Vice President and Chief Hedging Officer
Patrick John Meyer	Vice President	Michael Valentine Neubauer	Vice President
Mick Lloyd Noland	Senior Vice President	Robert Francis Nostramo	Vice President and General Counsel
Brenda Ann Perkins	Vice President	Christopher Timothy Rhodes	Vice President
Joseph Urba Rupp Jr.	Vice President	Richard Andrew Stevens	Vice President and Controller
Calvin Tyrone Strong	Vice President	Donald Gerard Sullivan	Vice President

### DIRECTORS OR TRUSTEES

Michael John Bednarick	Daniel A DeKeizer #	Marlene Beverly Debel	Todd Brian Katz
Kishore Ponnnavolu	Kevin Stanley Redgate	Randall Alan Stram #	

State of..... Rhode Island  
County of..... Kent


The officers of this reporting entity being duly sworn, each depose and say that they are the described officers of said reporting entity, and that on the reporting period stated above, all of the herein described assets were the absolute property of the said reporting entity, free and clear from any liens or claims thereon, except as herein stated, and that this statement, together with related exhibits, schedules and explanations therein contained, annexed or referred to, is a full and true statement of all the assets and liabilities and of the condition and affairs of the said reporting entity as of the reporting period stated above, and of its income and deductions therefrom for the period ended, and have been completed in accordance with the NAIC *Annual Statement Instructions and Accounting Practices and Procedures* manual except to the extent that: (1) state law may differ; or, (2) that state rules or regulations require differences in reporting not related to accounting practices and procedures, according to the best of their information, knowledge and belief, respectively. Furthermore, the scope of this attestation by the described officers also includes the related corresponding electronic filing with the NAIC, when required, that is an exact copy (except for formatting differences due to electronic filing) of the enclosed statement. The electronic filing may be requested by various regulators in lieu of or in addition to the enclosed statement.

Kishore Ponnnavolu President	Maura Catherine Travers Assistant General Counsel and Secretary	Michael John Bednarick Vice President and Chief Financial Officer

Subscribed and sworn to before me  
This 16<sup>th</sup> day of February, 2018

a. Is this an original filing? Yes [X] No [ ]  
b. If no 1. State the amendment number \_\_\_\_\_  
2. Date filed \_\_\_\_\_  
3. Number of pages attached \_\_\_\_\_

Deborah L. Masterson  
Notary  
June 24, 2021



**EXHIBIT OF PREMIUMS AND LOSSES (Statutory Page 14)**



NAIC Group Code.....241 NAIC Company Code....26298

BUSINESS IN THE STATE OF ALASKA DURING THE YEAR

19.AK

Line of Business	Gross Premiums, Including Policy and Membership Fees, Less Return Premiums and Premiums on Policies not Taken		3 Dividends Paid or Credited to Policyholders on Direct Business	4 Direct Unearned Premium Reserves	5 Direct Losses Paid (deducting salvage)	6 Direct Losses Incurred	7 Direct Losses Unpaid	8 Direct Defense and Cost Containment Expense Paid	9 Direct Defense and Cost Containment Expense Incurred	10 Direct Defense and Cost Containment Expense Unpaid	11 Commissions and Brokerage Expenses	12 Taxes, Licenses and Fees
	1 Direct Premiums Written	2 Direct Premiums Earned										
1. Fire.....	0	0	0	0	0	0	0	0	0	0	0	0
2.1 Allied lines.....	0	0	0	0	0	0	0	0	0	0	0	0
2.2 Multiple peril crop.....	0	0	0	0	0	0	0	0	0	0	0	0
2.3 Federal flood.....	0	0	0	0	0	0	0	0	0	0	0	0
2.4 Private crop.....	0	0	0	0	0	0	0	0	0	0	0	0
2.5 Private flood.....	0	0	0	0	0	0	0	0	0	0	0	0
3. Farmowners multiple peril.....	0	0	0	0	0	0	0	0	0	0	0	0
4. Homeowners multiple peril.....	0	0	0	0	0	0	0	0	0	0	0	0
5.1 Commercial multiple peril (non-liability portion).....	0	0	0	0	0	0	0	0	0	0	0	0
5.2 Commercial multiple peril (liability portion).....	0	0	0	0	0	0	0	0	0	0	0	0
6. Mortgage guaranty.....	0	0	0	0	0	0	0	0	0	0	0	0
8. Ocean marine.....	0	0	0	0	0	0	0	0	0	0	0	0
9. Inland marine.....	0	0	0	0	0	0	0	0	0	0	0	0
10. Financial guaranty.....	0	0	0	0	0	0	0	0	0	0	0	0
11. Medical professional liability.....	0	0	0	0	0	0	0	0	0	0	0	0
12. Earthquake.....	0	0	0	0	0	0	0	0	0	0	0	0
13. Group accident and health (b).....	0	0	0	0	0	0	0	0	0	0	0	0
14. Credit A&H (group and individual).....	0	0	0	0	0	0	0	0	0	0	0	0
15.1 Collectively renewable A&H (b).....	0	0	0	0	0	0	0	0	0	0	0	0
15.2 Non-cancelable A&H (b).....	0	0	0	0	0	0	0	0	0	0	0	0
15.3 Guaranteed renewable A&H (b).....	0	0	0	0	0	0	0	0	0	0	0	0
15.4 Non-renewable for stated reasons only (b).....	0	0	0	0	0	0	0	0	0	0	0	0
15.5 Other accident only.....	0	0	0	0	0	0	0	0	0	0	0	0
15.6 Medicare Title XVIII exempt from state taxes or fees.....	0	0	0	0	0	0	0	0	0	0	0	0
15.7 All other A&H (b).....	0	0	0	0	0	0	0	0	0	0	0	0
15.8 Federal employees health benefits plan premium.....	0	0	0	0	0	0	0	0	0	0	0	0
16. Workers' compensation.....	0	0	0	0	0	0	0	0	0	0	0	0
17.1 Other liability-occurrence.....	0	0	0	0	0	0	0	0	0	0	0	0
17.2 Other liability-claims-made.....	0	0	0	0	0	0	0	0	0	0	0	0
17.3 Excess workers' compensation.....	0	0	0	0	0	0	0	0	0	0	0	0
18. Products liability.....	0	0	0	0	0	0	0	0	0	0	0	0
19.1 Private passenger auto no-fault (personal injury protection).....	0	0	0	0	0	0	0	0	0	0	0	0
19.2 Other private passenger auto liability.....	0	0	0	0	0	0	0	0	0	0	0	0
19.3 Commercial auto no-fault (personal injury protection).....	0	0	0	0	0	0	0	0	0	0	0	0
19.4 Other commercial auto liability.....	0	0	0	0	0	0	0	0	0	0	0	0
21.1 Private passenger auto physical damage.....	0	0	0	0	0	0	0	0	0	0	0	0
21.2 Commercial auto physical damage.....	0	0	0	0	0	0	0	0	0	0	0	0
22. Aircraft (all perils).....	0	0	0	0	0	0	0	0	0	0	0	0
23. Fidelity.....	0	0	0	0	0	0	0	0	0	0	0	0
24. Surety.....	0	0	0	0	0	0	0	0	0	0	0	0
26. Burglary and theft.....	0	0	0	0	0	0	0	0	0	0	0	0
27. Boiler and machinery.....	0	0	0	0	0	0	0	0	0	0	0	0
28. Credit.....	0	0	0	0	0	0	0	0	0	0	0	0
30. Warranty.....	0	0	0	0	0	0	0	0	0	0	0	0
34. Aggregate write-ins for other lines of business.....	0	0	0	0	0	0	0	0	0	0	0	0
35. TOTALS (a).....	0	0	0	0	0	0	0	0	0	0	0	0

**DETAILS OF WRITE-INS**

3401. MISCELLANEOUS.....	0	0	0	0	0	0	0	0	0	0	0	0
3402. ....	0	0	0	0	0	0	0	0	0	0	0	0
3403. ....	0	0	0	0	0	0	0	0	0	0	0	0
3498. Summary of remaining write-ins for Line 34 from overflow page.....	0	0	0	0	0	0	0	0	0	0	0	0
3499. TOTALS (Lines 3401 through 3403 plus 3498) (Line 34 above).....	0	0	0	0	0	0	0	0	0	0	0	0

(a) Finance and service charges not included in Lines 1 to 35 \$.....0.

(b) For health business on indicated lines report: Number of persons insured under PPO managed care products.....0 and number of persons insured under indemnity only products.....0.

**EXHIBIT OF PREMIUMS AND LOSSES (Statutory Page 14)**



NAIC Group Code.....241 NAIC Company Code....26298

BUSINESS IN THE STATE OF ALABAMA DURING THE YEAR

Line of Business	Gross Premiums, Including Policy and Membership Fees, Less Return Premiums and Premiums on Policies not Taken		3 Dividends Paid or Credited to Policyholders on Direct Business	4 Direct Unearned Premium Reserves	5 Direct Losses Paid (deducting salvage)	6 Direct Losses Incurred	7 Direct Losses Unpaid	8 Direct Defense and Cost Containment Expense Paid	9 Direct Defense and Cost Containment Expense Incurred	10 Direct Defense and Cost Containment Expense Unpaid	11 Commissions and Brokerage Expenses	12 Taxes, Licenses and Fees
	1 Direct Premiums Written	2 Direct Premiums Earned										
1. Fire.....	0	0	0	0	0	0	0	0	0	0	0	0
2.1 Allied lines.....	0	0	0	0	0	0	0	0	0	0	0	0
2.2 Multiple peril crop.....	0	0	0	0	0	0	0	0	0	0	0	0
2.3 Federal flood.....	157,807	137,297	0	86,232	0	11,000	11,000	0	0	0	24,565	5,839
2.4 Private crop.....	0	0	0	0	0	0	0	0	0	0	0	0
2.5 Private flood.....	0	0	0	0	0	0	0	0	0	0	0	0
3. Farmowners multiple peril.....	0	0	0	0	0	0	0	0	0	0	0	0
4. Homeowners multiple peril.....	19,185,711	18,987,748	0	9,747,880	18,508,538	18,153,831	2,643,501	30,003	12,622	75,503	2,135,378	814,173
5.1 Commercial multiple peril (non-liability portion).....	168,531	128,194	0	95,318	15,817	(61,304)	67,463	16,808	17,865	2,290	28,561	6,293
5.2 Commercial multiple peril (liability portion).....	91,860	63,328	0	51,257	27,665	64,742	69,406	0	10,520	17,352	15,996	3,395
6. Mortgage guaranty.....	0	0	0	0	0	0	0	0	0	0	0	0
8. Ocean marine.....	0	0	0	0	0	0	0	0	0	0	0	0
9. Inland marine.....	407,814	414,212	30	196,176	203,938	187,482	33,586	0	(428)	986	51,844	17,574
10. Financial guaranty.....	0	0	0	0	0	0	0	0	0	0	0	0
11. Medical professional liability.....	0	0	0	0	0	0	0	0	0	0	0	0
12. Earthquake.....	43,563	45,211	0	20,980	0	(1,291)	2,910	0	33	95	5,657	1,858
13. Group accident and health (b).....	0	0	0	0	0	0	0	0	0	0	0	0
14. Credit A&H (group and individual).....	0	0	0	0	0	0	0	0	0	0	0	0
15.1 Collectively renewable A&H (b).....	0	0	0	0	0	0	0	0	0	0	0	0
15.2 Non-cancelable A&H (b).....	0	0	0	0	0	0	0	0	0	0	0	0
15.3 Guaranteed renewable A&H (b).....	0	0	0	0	0	0	0	0	0	0	0	0
15.4 Non-renewable for stated reasons only (b).....	0	0	0	0	0	0	0	0	0	0	0	0
15.5 Other accident only.....	0	0	0	0	0	0	0	0	0	0	0	0
15.6 Medicare Title XVIII exempt from state taxes or fees.....	0	0	0	0	0	0	0	0	0	0	0	0
15.7 All other A&H (b).....	9,448	9,287	0	784	1,160	2,312	1,943	0	0	0	0	151
15.8 Federal employees health benefits plan premium.....	0	0	0	0	0	0	0	0	0	0	0	0
16. Workers' compensation.....	0	0	0	0	0	0	0	0	0	0	0	0
17.1 Other liability-occurrence.....	730,620	694,029	0	369,659	0	225,259	825,287	0	1,733	5,405	96,869	26,318
17.2 Other liability-claims-made.....	0	0	0	0	0	0	0	0	0	0	0	0
17.3 Excess workers' compensation.....	0	0	0	0	0	0	0	0	0	0	0	0
18. Products liability.....	0	0	0	0	0	0	0	0	0	0	0	0
19.1 Private passenger auto no-fault (personal injury protection).....	0	0	0	0	0	0	0	0	0	0	0	0
19.2 Other private passenger auto liability.....	13,162,203	12,577,826	9	6,385,306	8,449,025	10,801,850	9,017,520	170,803	359,208	741,087	1,443,735	559,989
19.3 Commercial auto no-fault (personal injury protection).....	0	0	0	0	0	0	0	0	0	0	0	0
19.4 Other commercial auto liability.....	0	0	0	0	0	0	0	0	0	0	0	0
21.1 Private passenger auto physical damage.....	11,858,716	11,502,118	8	5,627,949	6,292,214	6,335,579	251,100	8,163	6,513	860	1,319,278	504,999
21.2 Commercial auto physical damage.....	0	0	0	0	0	0	0	0	0	0	0	0
22. Aircraft (all perils).....	0	0	0	0	0	0	0	0	0	0	0	0
23. Fidelity.....	0	0	0	0	0	0	0	0	0	0	0	0
24. Surety.....	0	0	0	0	0	0	0	0	0	0	0	0
26. Burglary and theft.....	0	0	0	0	0	0	0	0	0	0	0	0
27. Boiler and machinery.....	0	0	0	0	0	0	0	0	0	0	0	0
28. Credit.....	0	0	0	0	0	0	0	0	0	0	0	0
30. Warranty.....	0	0	0	0	0	0	0	0	0	0	0	0
34. Aggregate write-ins for other lines of business.....	0	0	0	0	0	0	0	0	0	0	0	0
35. TOTALS (a).....	45,816,273	44,559,250	47	22,581,541	33,498,357	35,719,460	12,923,716	225,777	408,066	843,578	5,121,883	1,940,589

**DETAILS OF WRITE-INS**

3401. MISCELLANEOUS.....	0	0	0	0	0	0	0	0	0	0	0	0
3402. ....	0	0	0	0	0	0	0	0	0	0	0	0
3403. ....	0	0	0	0	0	0	0	0	0	0	0	0
3498. Summary of remaining write-ins for Line 34 from overflow page.....	0	0	0	0	0	0	0	0	0	0	0	0
3499. TOTALS (Lines 3401 through 3403 plus 3498) (Line 34 above).....	0	0	0	0	0	0	0	0	0	0	0	0

(a) Finance and service charges not included in Lines 1 to 35 \$....14,436.

(b) For health business on indicated lines report: Number of persons insured under PPO managed care products.....0 and number of persons insured under indemnity only products.....0.

19.6

**EXHIBIT OF PREMIUMS AND LOSSES (Statutory Page 14)**



NAIC Group Code.....241 NAIC Company Code....26298

BUSINESS IN THE STATE OF ARKANSAS DURING THE YEAR

19.AR

Line of Business	Gross Premiums, Including Policy and Membership Fees, Less Return Premiums and Premiums on Policies not Taken		3 Dividends Paid or Credited to Policyholders on Direct Business	4 Direct Unearned Premium Reserves	5 Direct Losses Paid (deducting salvage)	6 Direct Losses Incurred	7 Direct Losses Unpaid	8 Direct Defense and Cost Containment Expense Paid	9 Direct Defense and Cost Containment Expense Incurred	10 Direct Defense and Cost Containment Expense Unpaid	11 Commissions and Brokerage Expenses	12 Taxes, Licenses and Fees
	1 Direct Premiums Written	2 Direct Premiums Earned										
1. Fire.....	0	0	0	0	0	0	0	0	0	0	0	0
2.1 Allied lines.....	0	0	0	0	0	0	0	0	0	0	0	0
2.2 Multiple peril crop.....	0	0	0	0	0	0	0	0	0	0	0	0
2.3 Federal flood.....	83,458	72,649	0	53,169	76,811	76,811	0	3,423	3,423	0	13,488	2,420
2.4 Private crop.....	0	0	0	0	0	0	0	0	0	0	0	0
2.5 Private flood.....	0	0	0	0	0	0	0	0	0	0	0	0
3. Farmowners multiple peril.....	0	0	0	0	0	0	0	0	0	0	0	0
4. Homeowners multiple peril.....	9,574,632	9,750,754	1,984	4,917,320	5,039,859	4,465,143	735,776	8,244	(7,476)	19,706	1,068,469	314,537
5.1 Commercial multiple peril (non-liability portion).....	707	758	0	411	0	364	520	0	16	22	181	16
5.2 Commercial multiple peril (liability portion).....	237	251	0	138	0	115	164	0	29	41	28	5
6. Mortgage guaranty.....	0	0	0	0	0	0	0	0	0	0	0	0
8. Ocean marine.....	0	0	0	0	0	0	0	0	0	0	0	0
9. Inland marine.....	218,393	227,581	0	106,280	72,484	83,714	21,286	1,933	2,222	530	27,765	7,314
10. Financial guaranty.....	0	0	0	0	0	0	0	0	0	0	0	0
11. Medical professional liability.....	0	0	0	0	0	0	0	0	0	0	0	0
12. Earthquake.....	150,318	158,695	0	77,025	0	269	7,203	0	146	236	20,499	5,015
13. Group accident and health (b).....	0	0	0	0	0	0	0	0	0	0	0	0
14. Credit A&H (group and individual).....	0	0	0	0	0	0	0	0	0	0	0	0
15.1 Collectively renewable A&H (b).....	0	0	0	0	0	0	0	0	0	0	0	0
15.2 Non-cancelable A&H (b).....	0	0	0	0	0	0	0	0	0	0	0	0
15.3 Guaranteed renewable A&H (b).....	0	0	0	0	0	0	0	0	0	0	0	0
15.4 Non-renewable for stated reasons only (b).....	0	0	0	0	0	0	0	0	0	0	0	0
15.5 Other accident only.....	0	0	0	0	0	0	0	0	0	0	0	0
15.6 Medicare Title XVIII exempt from state taxes or fees.....	0	0	0	0	0	0	0	0	0	0	0	0
15.7 All other A&H (b).....	512	712	0	44	610	427	120	0	0	0	0	13
15.8 Federal employees health benefits plan premium.....	0	0	0	0	0	0	0	0	0	0	0	0
16. Workers' compensation.....	0	0	0	0	0	0	0	0	0	0	0	0
17.1 Other liability-occurrence.....	247,143	243,382	0	126,370	0	34,357	183,530	0	308	1,202	33,575	5,936
17.2 Other liability-claims-made.....	0	0	0	0	0	0	0	0	0	0	0	0
17.3 Excess workers' compensation.....	0	0	0	0	0	0	0	0	0	0	0	0
18. Products liability.....	0	0	0	0	0	0	0	0	0	0	0	0
19.1 Private passenger auto no-fault (personal injury protection).....	209,858	205,591	0	103,844	138,183	153,949	125,664	0	(3,585)	25,537	27,227	7,056
19.2 Other private passenger auto liability.....	3,315,801	3,212,129	0	1,656,249	2,087,629	1,935,077	1,959,579	51,019	38,425	158,360	426,798	111,369
19.3 Commercial auto no-fault (personal injury protection).....	0	0	0	0	0	0	0	0	0	0	0	0
19.4 Other commercial auto liability.....	0	0	0	0	0	0	0	0	0	0	0	0
21.1 Private passenger auto physical damage.....	3,503,493	3,270,294	0	1,742,308	1,588,658	1,571,737	47,964	2,102	2,955	710	457,733	117,847
21.2 Commercial auto physical damage.....	0	0	0	0	0	0	0	0	0	0	0	0
22. Aircraft (all perils).....	0	0	0	0	0	0	0	0	0	0	0	0
23. Fidelity.....	0	0	0	0	0	0	0	0	0	0	0	0
24. Surety.....	0	0	0	0	0	0	0	0	0	0	0	0
26. Burglary and theft.....	0	0	0	0	0	0	0	0	0	0	0	0
27. Boiler and machinery.....	0	0	0	0	0	0	0	0	0	0	0	0
28. Credit.....	0	0	0	0	0	0	0	0	0	0	0	0
30. Warranty.....	0	0	0	0	0	0	0	0	0	0	0	0
34. Aggregate write-ins for other lines of business.....	0	0	0	0	0	0	0	0	0	0	0	0
35. TOTALS (a).....	17,304,552	17,142,796	1,984	8,783,158	9,004,234	8,321,963	3,081,806	66,721	36,463	206,344	2,075,763	571,528

**DETAILS OF WRITE-INS**

3401. MISCELLANEOUS.....	0	0	0	0	0	0	0	0	0	0	0	0
3402. ....	0	0	0	0	0	0	0	0	0	0	0	0
3403. ....	0	0	0	0	0	0	0	0	0	0	0	0
3498. Summary of remaining write-ins for Line 34 from overflow page.....	0	0	0	0	0	0	0	0	0	0	0	0
3499. TOTALS (Lines 3401 through 3403 plus 3498) (Line 34 above).....	0	0	0	0	0	0	0	0	0	0	0	0

(a) Finance and service charges not included in Lines 1 to 35 \$ ....19,966.

(b) For health business on indicated lines report: Number of persons insured under PPO managed care products.....0 and number of persons insured under indemnity only products.....0.

**EXHIBIT OF PREMIUMS AND LOSSES (Statutory Page 14)**



NAIC Group Code.....241 NAIC Company Code....26298

BUSINESS IN THE STATE OF ARIZONA DURING THE YEAR

Line of Business	Gross Premiums, Including Policy and Membership Fees, Less Return Premiums and Premiums on Policies not Taken		3 Dividends Paid or Credited to Policyholders on Direct Business	4 Direct Unearned Premium Reserves	5 Direct Losses Paid (deducting salvage)	6 Direct Losses Incurred	7 Direct Losses Unpaid	8 Direct Defense and Cost Containment Expense Paid	9 Direct Defense and Cost Containment Expense Incurred	10 Direct Defense and Cost Containment Expense Unpaid	11 Commissions and Brokerage Expenses	12 Taxes, Licenses and Fees
	1 Direct Premiums Written	2 Direct Premiums Earned										
1. Fire.....	0	0	0	0	0	0	0	0	0	0	0	0
2.1 Allied lines.....	0	0	0	0	0	0	0	0	0	0	0	0
2.2 Multiple peril crop.....	0	0	0	0	0	0	0	0	0	0	0	0
2.3 Federal flood.....	247,968	247,909	0	139,498	11,276	(462)	2,170	2,170	0	0	44,560	5,455
2.4 Private crop.....	0	0	0	0	0	0	0	0	0	0	0	0
2.5 Private flood.....	0	0	0	0	0	0	0	0	0	0	0	0
3. Farmowners multiple peril.....	0	0	0	0	0	0	0	0	0	0	0	0
4. Homeowners multiple peril.....	15,251,503	16,354,580	449	7,842,801	8,539,182	9,281,437	2,710,717	77,204	88,070	99,727	1,493,996	356,100
5.1 Commercial multiple peril (non-liability portion).....	112,436	101,938	0	57,068	178,083	269,984	138,135	1,500	1,305	1,731	22,086	2,594
5.2 Commercial multiple peril (liability portion).....	119,428	106,575	0	61,560	45,142	91,619	76,126	0	6,620	14,032	25,231	2,756
6. Mortgage guaranty.....	0	0	0	0	0	0	0	0	0	0	0	0
8. Ocean marine.....	0	0	0	0	0	0	0	0	0	0	0	0
9. Inland marine.....	358,494	392,668	0	180,819	139,279	225,120	104,182	832	2,503	2,254	43,407	8,583
10. Financial guaranty.....	0	0	0	0	0	0	0	0	0	0	0	0
11. Medical professional liability.....	0	0	0	0	0	0	0	0	0	0	0	0
12. Earthquake.....	6,716	6,559	0	3,039	0	25	345	0	10	11	786	153
13. Group accident and health (b).....	0	0	0	0	0	0	0	0	0	0	0	0
14. Credit A&H (group and individual).....	0	0	0	0	0	0	0	0	0	0	0	0
15.1 Collectively renewable A&H (b).....	0	0	0	0	0	0	0	0	0	0	0	0
15.2 Non-cancelable A&H (b).....	0	0	0	0	0	0	0	0	0	0	0	0
15.3 Guaranteed renewable A&H (b).....	0	0	0	0	0	0	0	0	0	0	0	0
15.4 Non-renewable for stated reasons only (b).....	0	0	0	0	0	0	0	0	0	0	0	0
15.5 Other accident only.....	0	0	0	0	0	0	0	0	0	0	0	0
15.6 Medicare Title XVIII exempt from state taxes or fees.....	0	0	0	0	0	0	0	0	0	0	0	0
15.7 All other A&H (b).....	0	0	0	0	0	0	0	0	0	0	0	0
15.8 Federal employees health benefits plan premium.....	0	0	0	0	0	0	0	0	0	0	0	0
16. Workers' compensation.....	0	0	0	0	0	0	0	0	0	0	0	0
17.1 Other liability-occurrence.....	1,025,269	1,015,476	174	510,520	0	307,580	1,140,362	21,680	24,048	7,469	106,631	22,462
17.2 Other liability-claims-made.....	0	0	0	0	0	0	0	0	0	0	0	0
17.3 Excess workers' compensation.....	0	0	0	0	0	0	0	0	0	0	0	0
18. Products liability.....	0	0	0	0	0	0	0	0	0	0	0	0
19.1 Private passenger auto no-fault (personal injury protection).....	0	0	0	0	0	0	0	0	0	0	0	0
19.2 Other private passenger auto liability.....	11,183	12,756	2	3,745	0	(256)	1,255	0	(9)	93	4,982	271
19.3 Commercial auto no-fault (personal injury protection).....	0	0	0	0	0	0	0	0	0	0	0	0
19.4 Other commercial auto liability.....	0	0	0	0	0	0	0	0	0	0	0	0
21.1 Private passenger auto physical damage.....	4,771	5,619	1	1,904	5,220	4,138	(989)	0	34	33	345	158
21.2 Commercial auto physical damage.....	0	0	0	0	0	0	0	0	0	0	0	0
22. Aircraft (all perils).....	0	0	0	0	0	0	0	0	0	0	0	0
23. Fidelity.....	0	0	0	0	0	0	0	0	0	0	0	0
24. Surety.....	0	0	0	0	0	0	0	0	0	0	0	0
26. Burglary and theft.....	0	0	0	0	0	0	0	0	0	0	0	0
27. Boiler and machinery.....	0	0	0	0	0	0	0	0	0	0	0	0
28. Credit.....	0	0	0	0	0	0	0	0	0	0	0	0
30. Warranty.....	0	0	0	0	0	0	0	0	0	0	0	0
34. Aggregate write-ins for other lines of business.....	0	0	0	0	0	0	0	0	0	0	0	0
35. TOTALS (a).....	17,137,768	18,244,080	626	8,800,954	8,918,182	10,179,185	4,170,133	103,386	124,751	125,350	1,742,024	398,532

**DETAILS OF WRITE-INS**

3401. MISCELLANEOUS.....	0	0	0	0	0	0	0	0	0	0	0	0
3402. ....	0	0	0	0	0	0	0	0	0	0	0	0
3403. ....	0	0	0	0	0	0	0	0	0	0	0	0
3498. Summary of remaining write-ins for Line 34 from overflow page.....	0	0	0	0	0	0	0	0	0	0	0	0
3499. TOTALS (Lines 3401 through 3403 plus 3498) (Line 34 above).....	0	0	0	0	0	0	0	0	0	0	0	0

(a) Finance and service charges not included in Lines 1 to 35 \$....10,911.

(b) For health business on indicated lines report: Number of persons insured under PPO managed care products.....0 and number of persons insured under indemnity only products.....0.

19.AZ

**EXHIBIT OF PREMIUMS AND LOSSES (Statutory Page 14)**



NAIC Group Code.....241 NAIC Company Code....26298

BUSINESS IN THE STATE OF CALIFORNIA DURING THE YEAR

Line of Business	Gross Premiums, Including Policy and Membership Fees, Less Return Premiums and Premiums on Policies not Taken		3 Dividends Paid or Credited to Policyholders on Direct Business	4 Direct Unearned Premium Reserves	5 Direct Losses Paid (deducting salvage)	6 Direct Losses Incurred	7 Direct Losses Unpaid	8 Direct Defense and Cost Containment Expense Paid	9 Direct Defense and Cost Containment Expense Incurred	10 Direct Defense and Cost Containment Expense Unpaid	11 Commissions and Brokerage Expenses	12 Taxes, Licenses and Fees
	1 Direct Premiums Written	2 Direct Premiums Earned										
1. Fire.....	0	0	0	0	0	0	0	0	0	0	0	0
2.1 Allied lines.....	0	0	0	0	0	0	0	0	0	0	0	0
2.2 Multiple peril crop.....	0	0	0	0	0	0	0	0	0	0	0	0
2.3 Federal flood.....	0	0	0	0	0	0	0	0	0	0	0	0
2.4 Private crop.....	0	0	0	0	0	0	0	0	0	0	0	0
2.5 Private flood.....	0	0	0	0	0	0	0	0	0	0	0	0
3. Farmowners multiple peril.....	0	0	0	0	0	0	0	0	0	0	0	0
4. Homeowners multiple peril.....	0	0	0	0	0	0	0	0	0	0	0	0
5.1 Commercial multiple peril (non-liability portion).....	0	0	0	0	0	0	0	0	0	0	0	0
5.2 Commercial multiple peril (liability portion).....	0	0	0	0	0	0	0	0	0	0	0	0
6. Mortgage guaranty.....	0	0	0	0	0	0	0	0	0	0	0	0
8. Ocean marine.....	0	0	0	0	0	0	0	0	0	0	0	0
9. Inland marine.....	0	0	0	0	0	0	0	0	0	0	0	0
10. Financial guaranty.....	0	0	0	0	0	0	0	0	0	0	0	0
11. Medical professional liability.....	0	0	0	0	0	0	0	0	0	0	0	0
12. Earthquake.....	0	0	0	0	0	0	0	0	0	0	0	0
13. Group accident and health (b).....	0	0	0	0	0	0	0	0	0	0	0	0
14. Credit A&H (group and individual).....	0	0	0	0	0	0	0	0	0	0	0	0
15.1 Collectively renewable A&H (b).....	0	0	0	0	0	0	0	0	0	0	0	0
15.2 Non-cancelable A&H (b).....	0	0	0	0	0	0	0	0	0	0	0	0
15.3 Guaranteed renewable A&H (b).....	0	0	0	0	0	0	0	0	0	0	0	0
15.4 Non-renewable for stated reasons only (b).....	0	0	0	0	0	0	0	0	0	0	0	0
15.5 Other accident only.....	0	0	0	0	0	0	0	0	0	0	0	0
15.6 Medicare Title XVIII exempt from state taxes or fees.....	0	0	0	0	0	0	0	0	0	0	0	0
15.7 All other A&H (b).....	0	0	0	0	0	0	0	0	0	0	0	0
15.8 Federal employees health benefits plan premium.....	0	0	0	0	0	0	0	0	0	0	0	0
16. Workers' compensation.....	0	0	0	0	0	0	0	0	0	0	0	0
17.1 Other liability-occurrence.....	0	0	0	0	0	0	0	0	0	0	0	0
17.2 Other liability-claims-made.....	0	0	0	0	0	0	0	0	0	0	0	0
17.3 Excess workers' compensation.....	0	0	0	0	0	0	0	0	0	0	0	0
18. Products liability.....	0	0	0	0	0	0	0	0	0	0	0	0
19.1 Private passenger auto no-fault (personal injury protection).....	0	0	0	0	0	0	0	0	0	0	0	0
19.2 Other private passenger auto liability.....	0	0	0	0	0	0	0	0	0	0	0	0
19.3 Commercial auto no-fault (personal injury protection).....	0	0	0	0	0	0	0	0	0	0	0	0
19.4 Other commercial auto liability.....	0	0	0	0	0	0	0	0	0	0	0	0
21.1 Private passenger auto physical damage.....	0	0	0	0	0	0	0	0	0	0	0	0
21.2 Commercial auto physical damage.....	0	0	0	0	0	0	0	0	0	0	0	0
22. Aircraft (all perils).....	0	0	0	0	0	0	0	0	0	0	0	0
23. Fidelity.....	0	0	0	0	0	0	0	0	0	0	0	0
24. Surety.....	0	0	0	0	0	0	0	0	0	0	0	0
26. Burglary and theft.....	0	0	0	0	0	0	0	0	0	0	0	0
27. Boiler and machinery.....	0	0	0	0	0	0	0	0	0	0	0	0
28. Credit.....	0	0	0	0	0	0	0	0	0	0	0	0
30. Warranty.....	0	0	0	0	0	0	0	0	0	0	0	0
34. Aggregate write-ins for other lines of business.....	0	0	0	0	0	0	0	0	0	0	0	0
35. TOTALS (a).....	0	0	0	0	0	0	0	0	0	0	0	0

**DETAILS OF WRITE-INS**

3401. MISCELLANEOUS.....	0	0	0	0	0	0	0	0	0	0	0	0
3402. ....	0	0	0	0	0	0	0	0	0	0	0	0
3403. ....	0	0	0	0	0	0	0	0	0	0	0	0
3498. Summary of remaining write-ins for Line 34 from overflow page.....	0	0	0	0	0	0	0	0	0	0	0	0
3499. TOTALS (Lines 3401 through 3403 plus 3498) (Line 34 above).....	0	0	0	0	0	0	0	0	0	0	0	0

(a) Finance and service charges not included in Lines 1 to 35 \$.....0.

(b) For health business on indicated lines report: Number of persons insured under PPO managed care products.....0 and number of persons insured under indemnity only products.....0.

19.CA

**EXHIBIT OF PREMIUMS AND LOSSES (Statutory Page 14)**



NAIC Group Code.....241 NAIC Company Code....26298

BUSINESS IN THE STATE OF COLORADO DURING THE YEAR

Line of Business	Gross Premiums, Including Policy and Membership Fees, Less Return Premiums and Premiums on Policies not Taken		3 Dividends Paid or Credited to Policyholders on Direct Business	4 Direct Unearned Premium Reserves	5 Direct Losses Paid (deducting salvage)	6 Direct Losses Incurred	7 Direct Losses Unpaid	8 Direct Defense and Cost Containment Expense Paid	9 Direct Defense and Cost Containment Expense Incurred	10 Direct Defense and Cost Containment Expense Unpaid	11 Commissions and Brokerage Expenses	12 Taxes, Licenses and Fees
	1 Direct Premiums Written	2 Direct Premiums Earned										
1. Fire.....	0	0	0	0	0	0	0	0	0	0	0	0
2.1 Allied lines.....	0	0	0	0	0	0	0	0	0	0	0	0
2.2 Multiple peril crop.....	0	0	0	0	0	0	0	0	0	0	0	0
2.3 Federal flood.....	77,368	75,685	0	46,405	0	0	0	750	750	0	7,916	1,547
2.4 Private crop.....	0	0	0	0	0	0	0	0	0	0	0	0
2.5 Private flood.....	0	0	0	0	0	0	0	0	0	0	0	0
3. Farmowners multiple peril.....	0	0	0	0	0	0	0	0	0	0	0	0
4. Homeowners multiple peril.....	13,069,208	14,705,636	1,654	6,370,287	16,630,439	15,025,895	3,094,989	61,591	(17,296)	86,024	1,466,082	308,666
5.1 Commercial multiple peril (non-liability portion).....	0	0	0	0	0	0	0	0	0	0	0	0
5.2 Commercial multiple peril (liability portion).....	0	0	0	0	0	0	0	0	0	0	0	0
6. Mortgage guaranty.....	0	0	0	0	0	0	0	0	0	0	0	0
8. Ocean marine.....	0	0	0	0	0	0	0	0	0	0	0	0
9. Inland marine.....	216,733	246,520	74	105,094	123,652	78,368	20,727	40	(1,232)	682	24,632	5,296
10. Financial guaranty.....	0	0	0	0	0	0	0	0	0	0	0	0
11. Medical professional liability.....	0	0	0	0	0	0	0	0	0	0	0	0
12. Earthquake.....	6,790	7,759	0	3,537	0	(988)	637	0	4	21	815	162
13. Group accident and health (b).....	0	0	0	0	0	0	0	0	0	0	0	0
14. Credit A&H (group and individual).....	0	0	0	0	0	0	0	0	0	0	0	0
15.1 Collectively renewable A&H (b).....	0	0	0	0	0	0	0	0	0	0	0	0
15.2 Non-cancelable A&H (b).....	0	0	0	0	0	0	0	0	0	0	0	0
15.3 Guaranteed renewable A&H (b).....	0	0	0	0	0	0	0	0	0	0	0	0
15.4 Non-renewable for stated reasons only (b).....	0	0	0	0	0	0	0	0	0	0	0	0
15.5 Other accident only.....	0	0	0	0	0	0	0	0	0	0	0	0
15.6 Medicare Title XVIII exempt from state taxes or fees.....	0	0	0	0	0	0	0	0	0	0	0	0
15.7 All other A&H (b).....	0	0	0	0	0	0	0	0	0	0	0	0
15.8 Federal employees health benefits plan premium.....	0	0	0	0	0	0	0	0	0	0	0	0
16. Workers' compensation.....	0	0	0	0	0	0	0	0	0	0	0	0
17.1 Other liability-occurrence.....	902,548	950,702	699	455,046	25,000	170,229	885,259	0	1,275	5,798	92,132	20,791
17.2 Other liability-claims-made.....	0	0	0	0	0	0	0	0	0	0	0	0
17.3 Excess workers' compensation.....	0	0	0	0	0	0	0	0	0	0	0	0
18. Products liability.....	0	0	0	0	0	0	0	0	0	0	0	0
19.1 Private passenger auto no-fault (personal injury protection).....	0	0	0	0	0	0	0	0	0	0	0	0
19.2 Other private passenger auto liability.....	6,889,450	7,573,144	18	3,241,541	7,327,273	6,546,513	9,003,564	393,344	319,441	747,032	847,997	165,395
19.3 Commercial auto no-fault (personal injury protection).....	0	0	0	0	0	0	0	0	0	0	0	0
19.4 Other commercial auto liability.....	0	0	0	0	0	0	0	0	0	0	0	0
21.1 Private passenger auto physical damage.....	6,013,517	6,470,548	16	2,891,712	5,962,734	5,868,983	(98,610)	10,781	14,333	6,829	749,333	144,461
21.2 Commercial auto physical damage.....	0	0	0	0	0	0	0	0	0	0	0	0
22. Aircraft (all perils).....	0	0	0	0	0	0	0	0	0	0	0	0
23. Fidelity.....	0	0	0	0	0	0	0	0	0	0	0	0
24. Surety.....	0	0	0	0	0	0	0	0	0	0	0	0
26. Burglary and theft.....	0	0	0	0	0	0	0	0	0	0	0	0
27. Boiler and machinery.....	0	0	0	0	0	0	0	0	0	0	0	0
28. Credit.....	0	0	0	0	0	0	0	0	0	0	0	0
30. Warranty.....	0	0	0	0	0	0	0	0	0	0	0	0
34. Aggregate write-ins for other lines of business.....	0	0	0	0	0	0	0	0	0	0	0	0
35. TOTALS (a).....	27,175,614	30,029,994	2,461	13,113,622	30,069,098	27,689,000	12,906,566	466,506	317,275	846,386	3,188,907	646,318

**DETAILS OF WRITE-INS**

3401. MISCELLANEOUS.....	0	0	0	0	0	0	0	0	0	0	0	0
3402. ....	0	0	0	0	0	0	0	0	0	0	0	0
3403. ....	0	0	0	0	0	0	0	0	0	0	0	0
3498. Summary of remaining write-ins for Line 34 from overflow page.....	0	0	0	0	0	0	0	0	0	0	0	0
3499. TOTALS (Lines 3401 through 3403 plus 3498) (Line 34 above).....	0	0	0	0	0	0	0	0	0	0	0	0

(a) Finance and service charges not included in Lines 1 to 35 \$ ...55,304.

(b) For health business on indicated lines report: Number of persons insured under PPO managed care products.....0 and number of persons insured under indemnity only products.....0.

19.CO

**EXHIBIT OF PREMIUMS AND LOSSES (Statutory Page 14)**



NAIC Group Code.....241 NAIC Company Code....26298

BUSINESS IN THE STATE OF CONNECTICUT DURING THE YEAR

Line of Business	Gross Premiums, Including Policy and Membership Fees, Less Return Premiums and Premiums on Policies not Taken		3 Dividends Paid or Credited to Policyholders on Direct Business	4 Direct Unearned Premium Reserves	5 Direct Losses Paid (deducting salvage)	6 Direct Losses Incurred	7 Direct Losses Unpaid	8 Direct Defense and Cost Containment Expense Paid	9 Direct Defense and Cost Containment Expense Incurred	10 Direct Defense and Cost Containment Expense Unpaid	11 Commissions and Brokerage Expenses	12 Taxes, Licenses and Fees
	1 Direct Premiums Written	2 Direct Premiums Earned										
1. Fire.....	0	0	0	0	0	0	0	0	0	0	0	0
2.1 Allied lines.....	0	0	0	0	0	0	0	0	0	0	0	0
2.2 Multiple peril crop.....	0	0	0	0	0	0	0	0	0	0	0	0
2.3 Federal flood.....	586,839	566,793	0	348,879	84,311	54,311	0	1,395	1,395	0	88,993	11,737
2.4 Private crop.....	0	0	0	0	0	0	0	0	0	0	0	0
2.5 Private flood.....	0	0	0	0	0	0	0	0	0	0	0	0
3. Farmowners multiple peril.....	0	0	0	0	0	0	0	0	0	0	0	0
4. Homeowners multiple peril.....	26,787,907	26,263,046	33	14,117,020	7,978,385	8,910,964	3,793,542	87,993	111,257	145,454	2,757,560	633,164
5.1 Commercial multiple peril (non-liability portion).....	0	0	0	0	0	0	0	0	0	0	0	0
5.2 Commercial multiple peril (liability portion).....	0	0	0	0	0	0	0	0	0	0	0	0
6. Mortgage guaranty.....	0	0	0	0	0	0	0	0	0	0	0	0
8. Ocean marine.....	0	0	0	0	0	0	0	0	0	0	0	0
9. Inland marine.....	683,422	656,201	0	349,291	150,268	186,922	62,907	0	867	1,613	73,715	17,002
10. Financial guaranty.....	0	0	0	0	0	0	0	0	0	0	0	0
11. Medical professional liability.....	0	0	0	0	0	0	0	0	0	0	0	0
12. Earthquake.....	15,670	15,893	0	9,070	0	203	848	0	22	27	1,609	374
13. Group accident and health (b).....	0	0	0	0	0	0	0	0	0	0	0	0
14. Credit A&H (group and individual).....	0	0	0	0	0	0	0	0	0	0	0	0
15.1 Collectively renewable A&H (b).....	0	0	0	0	0	0	0	0	0	0	0	0
15.2 Non-cancelable A&H (b).....	0	0	0	0	0	0	0	0	0	0	0	0
15.3 Guaranteed renewable A&H (b).....	0	0	0	0	0	0	0	0	0	0	0	0
15.4 Non-renewable for stated reasons only (b).....	0	0	0	0	0	0	0	0	0	0	0	0
15.5 Other accident only.....	0	0	0	0	0	0	0	0	0	0	0	0
15.6 Medicare Title XVIII exempt from state taxes or fees.....	0	0	0	0	0	0	0	0	0	0	0	0
15.7 All other A&H (b).....	0	0	0	0	0	0	0	0	0	0	0	0
15.8 Federal employees health benefits plan premium.....	0	0	0	0	0	0	0	0	0	0	0	0
16. Workers' compensation.....	0	0	0	0	0	0	0	0	0	0	0	0
17.1 Other liability-occurrence.....	3,765,912	3,425,131	256	1,958,270	520,000	1,564,391	4,542,935	0	8,270	29,755	395,111	86,482
17.2 Other liability-claims-made.....	0	0	0	0	0	0	0	0	0	0	0	0
17.3 Excess workers' compensation.....	0	0	0	0	0	0	0	0	0	0	0	0
18. Products liability.....	0	0	0	0	0	0	0	0	0	0	0	0
19.1 Private passenger auto no-fault (personal injury protection).....	0	0	0	0	0	0	0	0	0	0	0	0
19.2 Other private passenger auto liability.....	22,882,703	23,339,029	0	10,237,899	16,786,473	13,892,306	22,778,067	288,268	57,400	1,932,180	2,243,687	547,877
19.3 Commercial auto no-fault (personal injury protection).....	0	0	0	0	0	0	0	0	0	0	0	0
19.4 Other commercial auto liability.....	0	0	0	0	0	0	0	0	0	0	0	0
21.1 Private passenger auto physical damage.....	14,069,458	14,345,296	0	6,255,666	7,098,454	7,430,444	52,765	94,422	91,295	6,324	1,364,573	337,302
21.2 Commercial auto physical damage.....	0	0	0	0	0	0	0	0	0	0	0	0
22. Aircraft (all perils).....	0	0	0	0	0	0	0	0	0	0	0	0
23. Fidelity.....	0	0	0	0	0	0	0	0	0	0	0	0
24. Surety.....	0	0	0	0	0	0	0	0	0	0	0	0
26. Burglary and theft.....	0	0	0	0	0	0	0	0	0	0	0	0
27. Boiler and machinery.....	0	0	0	0	0	0	0	0	0	0	0	0
28. Credit.....	0	0	0	0	0	0	0	0	0	0	0	0
30. Warranty.....	0	0	0	0	0	0	0	0	0	0	0	0
34. Aggregate write-ins for other lines of business.....	0	0	0	0	0	0	0	0	0	0	0	0
35. TOTALS (a).....	68,791,911	68,611,389	289	33,276,095	32,617,891	32,039,541	31,231,064	472,078	270,506	2,115,353	6,925,248	1,633,938

**DETAILS OF WRITE-INS**

3401. MISCELLANEOUS.....	0	0	0	0	0	0	0	0	0	0	0	0
3402. ....	0	0	0	0	0	0	0	0	0	0	0	0
3403. ....	0	0	0	0	0	0	0	0	0	0	0	0
3498. Summary of remaining write-ins for Line 34 from overflow page.....	0	0	0	0	0	0	0	0	0	0	0	0
3499. TOTALS (Lines 3401 through 3403 plus 3498) (Line 34 above).....	0	0	0	0	0	0	0	0	0	0	0	0

(a) Finance and service charges not included in Lines 1 to 35 \$...334,918.

(b) For health business on indicated lines report: Number of persons insured under PPO managed care products.....0 and number of persons insured under indemnity only products.....0.

19.CT



**EXHIBIT OF PREMIUMS AND LOSSES (Statutory Page 14)**



NAIC Group Code.....241 NAIC Company Code....26298

BUSINESS IN THE STATE OF DISTRICT OF COLUMBIA DURING THE YEAR

19.DC

Line of Business	Gross Premiums, Including Policy and Membership Fees, Less Return Premiums and Premiums on Policies not Taken		3 Dividends Paid or Credited to Policyholders on Direct Business	4 Direct Unearned Premium Reserves	5 Direct Losses Paid (deducting salvage)	6 Direct Losses Incurred	7 Direct Losses Unpaid	8 Direct Defense and Cost Containment Expense Paid	9 Direct Defense and Cost Containment Expense Incurred	10 Direct Defense and Cost Containment Expense Unpaid	11 Commissions and Brokerage Expenses	12 Taxes, Licenses and Fees
	1 Direct Premiums Written	2 Direct Premiums Earned										
1. Fire.....	0	0	0	0	0	0	0	0	0	0	0	0
2.1 Allied lines.....	0	0	0	0	0	0	0	0	0	0	0	0
2.2 Multiple peril crop.....	0	0	0	0	0	0	0	0	0	0	0	0
2.3 Federal flood.....	0	0	0	0	0	0	0	0	0	0	0	0
2.4 Private crop.....	0	0	0	0	0	0	0	0	0	0	0	0
2.5 Private flood.....	0	0	0	0	0	0	0	0	0	0	0	0
3. Farmowners multiple peril.....	0	0	0	0	0	0	0	0	0	0	0	0
4. Homeowners multiple peril.....	0	0	0	0	0	0	0	0	0	0	0	0
5.1 Commercial multiple peril (non-liability portion).....	0	0	0	0	0	0	0	0	0	0	0	0
5.2 Commercial multiple peril (liability portion).....	0	0	0	0	0	0	0	0	0	0	0	0
6. Mortgage guaranty.....	0	0	0	0	0	0	0	0	0	0	0	0
8. Ocean marine.....	0	0	0	0	0	0	0	0	0	0	0	0
9. Inland marine.....	0	0	0	0	0	0	0	0	0	0	0	0
10. Financial guaranty.....	0	0	0	0	0	0	0	0	0	0	0	0
11. Medical professional liability.....	0	0	0	0	0	0	0	0	0	0	0	0
12. Earthquake.....	0	0	0	0	0	0	0	0	0	0	0	0
13. Group accident and health (b).....	0	0	0	0	0	0	0	0	0	0	0	0
14. Credit A&H (group and individual).....	0	0	0	0	0	0	0	0	0	0	0	0
15.1 Collectively renewable A&H (b).....	0	0	0	0	0	0	0	0	0	0	0	0
15.2 Non-cancelable A&H (b).....	0	0	0	0	0	0	0	0	0	0	0	0
15.3 Guaranteed renewable A&H (b).....	0	0	0	0	0	0	0	0	0	0	0	0
15.4 Non-renewable for stated reasons only (b).....	0	0	0	0	0	0	0	0	0	0	0	0
15.5 Other accident only.....	0	0	0	0	0	0	0	0	0	0	0	0
15.6 Medicare Title XVIII exempt from state taxes or fees.....	0	0	0	0	0	0	0	0	0	0	0	0
15.7 All other A&H (b).....	0	0	0	0	0	0	0	0	0	0	0	0
15.8 Federal employees health benefits plan premium.....	0	0	0	0	0	0	0	0	0	0	0	0
16. Workers' compensation.....	0	0	0	0	0	0	0	0	0	0	0	0
17.1 Other liability-occurrence.....	0	0	0	0	0	0	0	0	0	0	0	0
17.2 Other liability-claims-made.....	0	0	0	0	0	0	0	0	0	0	0	0
17.3 Excess workers' compensation.....	0	0	0	0	0	0	0	0	0	0	0	0
18. Products liability.....	0	0	0	0	0	0	0	0	0	0	0	0
19.1 Private passenger auto no-fault (personal injury protection).....	0	0	0	0	0	0	0	0	0	0	0	0
19.2 Other private passenger auto liability.....	0	0	0	0	0	0	0	0	0	0	0	0
19.3 Commercial auto no-fault (personal injury protection).....	0	0	0	0	0	0	0	0	0	0	0	0
19.4 Other commercial auto liability.....	0	0	0	0	0	0	0	0	0	0	0	0
21.1 Private passenger auto physical damage.....	0	0	0	0	0	0	0	0	0	0	0	0
21.2 Commercial auto physical damage.....	0	0	0	0	0	0	0	0	0	0	0	0
22. Aircraft (all perils).....	0	0	0	0	0	0	0	0	0	0	0	0
23. Fidelity.....	0	0	0	0	0	0	0	0	0	0	0	0
24. Surety.....	0	0	0	0	0	0	0	0	0	0	0	0
26. Burglary and theft.....	0	0	0	0	0	0	0	0	0	0	0	0
27. Boiler and machinery.....	0	0	0	0	0	0	0	0	0	0	0	0
28. Credit.....	0	0	0	0	0	0	0	0	0	0	0	0
30. Warranty.....	0	0	0	0	0	0	0	0	0	0	0	0
34. Aggregate write-ins for other lines of business.....	0	0	0	0	0	0	0	0	0	0	0	2,085
35. TOTALS (a).....	0	0	0	0	0	0	0	0	0	0	0	2,085

**DETAILS OF WRITE-INS**

3401. MISCELLANEOUS.....	0	0	0	0	0	0	0	0	0	0	0	2,085
3402. ....	0	0	0	0	0	0	0	0	0	0	0	0
3403. ....	0	0	0	0	0	0	0	0	0	0	0	0
3498. Summary of remaining write-ins for Line 34 from overflow page.....	0	0	0	0	0	0	0	0	0	0	0	0
3499. TOTALS (Lines 3401 through 3403 plus 3498) (Line 34 above).....	0	0	0	0	0	0	0	0	0	0	0	2,085

(a) Finance and service charges not included in Lines 1 to 35 \$.....0.

(b) For health business on indicated lines report: Number of persons insured under PPO managed care products.....0 and number of persons insured under indemnity only products.....0.

**EXHIBIT OF PREMIUMS AND LOSSES (Statutory Page 14)**



NAIC Group Code.....241 NAIC Company Code....26298

BUSINESS IN THE STATE OF DELAWARE DURING THE YEAR

19.DE

Line of Business	Gross Premiums, Including Policy and Membership Fees, Less Return Premiums and Premiums on Policies not Taken		3 Dividends Paid or Credited to Policyholders on Direct Business	4 Direct Unearned Premium Reserves	5 Direct Losses Paid (deducting salvage)	6 Direct Losses Incurred	7 Direct Losses Unpaid	8 Direct Defense and Cost Containment Expense Paid	9 Direct Defense and Cost Containment Expense Incurred	10 Direct Defense and Cost Containment Expense Unpaid	11 Commissions and Brokerage Expenses	12 Taxes, Licenses and Fees
	1 Direct Premiums Written	2 Direct Premiums Earned										
1. Fire.....	0	0	0	0	0	0	0	0	0	0	0	0
2.1 Allied lines.....	0	0	0	0	0	0	0	0	0	0	0	0
2.2 Multiple peril crop.....	0	0	0	0	0	0	0	0	0	0	0	0
2.3 Federal flood.....	25,573	24,976	0	11,490	0	0	0	0	0	0	1,905	511
2.4 Private crop.....	0	0	0	0	0	0	0	0	0	0	0	0
2.5 Private flood.....	0	0	0	0	0	0	0	0	0	0	0	0
3. Farmowners multiple peril.....	0	0	0	0	0	0	0	0	0	0	0	0
4. Homeowners multiple peril.....	513,256	512,483	0	277,126	276,914	284,459	31,381	1,239	1,389	963	19,841	11,964
5.1 Commercial multiple peril (non-liability portion).....	0	0	0	0	0	0	0	0	0	0	0	0
5.2 Commercial multiple peril (liability portion).....	0	0	0	0	0	0	0	0	0	0	0	0
6. Mortgage guaranty.....	0	0	0	0	0	0	0	0	0	0	0	0
8. Ocean marine.....	0	0	0	0	0	0	0	0	0	0	0	0
9. Inland marine.....	19,437	18,780	0	9,737	2,621	2,738	969	0	14	27	342	525
10. Financial guaranty.....	0	0	0	0	0	0	0	0	0	0	0	0
11. Medical professional liability.....	0	0	0	0	0	0	0	0	0	0	0	0
12. Earthquake.....	523	496	0	298	0	6	25	0	1	1	4	12
13. Group accident and health (b).....	0	0	0	0	0	0	0	0	0	0	0	0
14. Credit A&H (group and individual).....	0	0	0	0	0	0	0	0	0	0	0	0
15.1 Collectively renewable A&H (b).....	0	0	0	0	0	0	0	0	0	0	0	0
15.2 Non-cancelable A&H (b).....	0	0	0	0	0	0	0	0	0	0	0	0
15.3 Guaranteed renewable A&H (b).....	0	0	0	0	0	0	0	0	0	0	0	0
15.4 Non-renewable for stated reasons only (b).....	0	0	0	0	0	0	0	0	0	0	0	0
15.5 Other accident only.....	0	0	0	0	0	0	0	0	0	0	0	0
15.6 Medicare Title XVIII exempt from state taxes or fees.....	0	0	0	0	0	0	0	0	0	0	0	0
15.7 All other A&H (b).....	0	0	0	0	0	0	0	0	0	0	0	0
15.8 Federal employees health benefits plan premium.....	0	0	0	0	0	0	0	0	0	0	0	0
16. Workers' compensation.....	0	0	0	0	0	0	0	0	0	0	0	0
17.1 Other liability-occurrence.....	38,892	38,083	0	19,830	0	5,860	28,013	0	55	183	1,628	644
17.2 Other liability-claims-made.....	0	0	0	0	0	0	0	0	0	0	0	0
17.3 Excess workers' compensation.....	0	0	0	0	0	0	0	0	0	0	0	0
18. Products liability.....	0	0	0	0	0	0	0	0	0	0	0	0
19.1 Private passenger auto no-fault (personal injury protection).....	140,458	135,848	0	38,796	109,091	101,155	21,929	80	(3,390)	4,457	4,775	3,197
19.2 Other private passenger auto liability.....	464,864	464,166	0	122,973	501,777	484,427	483,935	48,897	48,582	40,802	16,788	10,590
19.3 Commercial auto no-fault (personal injury protection).....	0	0	0	0	0	0	0	0	0	0	0	0
19.4 Other commercial auto liability.....	0	0	0	0	0	0	0	0	0	0	0	0
21.1 Private passenger auto physical damage.....	444,234	448,822	0	108,792	141,065	138,479	(26,401)	540	954	922	14,701	10,125
21.2 Commercial auto physical damage.....	0	0	0	0	0	0	0	0	0	0	0	0
22. Aircraft (all perils).....	0	0	0	0	0	0	0	0	0	0	0	0
23. Fidelity.....	0	0	0	0	0	0	0	0	0	0	0	0
24. Surety.....	0	0	0	0	0	0	0	0	0	0	0	0
26. Burglary and theft.....	0	0	0	0	0	0	0	0	0	0	0	0
27. Boiler and machinery.....	0	0	0	0	0	0	0	0	0	0	0	0
28. Credit.....	0	0	0	0	0	0	0	0	0	0	0	0
30. Warranty.....	0	0	0	0	0	0	0	0	0	0	0	0
34. Aggregate write-ins for other lines of business.....	0	0	0	0	0	0	0	0	0	0	0	0
35. TOTALS (a).....	1,647,237	1,643,654	0	589,042	1,031,468	1,017,124	539,851	50,756	47,605	47,355	59,984	37,568

**DETAILS OF WRITE-INS**

3401. MISCELLANEOUS.....	0	0	0	0	0	0	0	0	0	0	0	0
3402. ....	0	0	0	0	0	0	0	0	0	0	0	0
3403. ....	0	0	0	0	0	0	0	0	0	0	0	0
3498. Summary of remaining write-ins for Line 34 from overflow page.....	0	0	0	0	0	0	0	0	0	0	0	0
3499. TOTALS (Lines 3401 through 3403 plus 3498) (Line 34 above).....	0	0	0	0	0	0	0	0	0	0	0	0

(a) Finance and service charges not included in Lines 1 to 35 \$...8,725.

(b) For health business on indicated lines report: Number of persons insured under PPO managed care products.....0 and number of persons insured under indemnity only products.....0.

**EXHIBIT OF PREMIUMS AND LOSSES (Statutory Page 14)**



NAIC Group Code.....241 NAIC Company Code....26298

BUSINESS IN THE STATE OF FLORIDA DURING THE YEAR

Line of Business	Gross Premiums, Including Policy and Membership Fees, Less Return Premiums and Premiums on Policies not Taken		3 Dividends Paid or Credited to Policyholders on Direct Business	4 Direct Unearned Premium Reserves	5 Direct Losses Paid (deducting salvage)	6 Direct Losses Incurred	7 Direct Losses Unpaid	8 Direct Defense and Cost Containment Expense Paid	9 Direct Defense and Cost Containment Expense Incurred	10 Direct Defense and Cost Containment Expense Unpaid	11 Commissions and Brokerage Expenses	12 Taxes, Licenses and Fees
	1 Direct Premiums Written	2 Direct Premiums Earned										
1. Fire.....	0	0	0	0	0	0	0	0	0	0	0	0
2.1 Allied lines.....	0	0	0	0	0	0	0	0	0	0	0	0
2.2 Multiple peril crop.....	0	0	0	0	0	0	0	0	0	0	0	0
2.3 Federal flood.....	1,035,114	967,993	0	618,202	563,906	899,057	382,651	34,145	34,145	0	183,065	21,737
2.4 Private crop.....	0	0	0	0	0	0	0	0	0	0	0	0
2.5 Private flood.....	0	0	0	0	0	0	0	0	0	0	0	0
3. Farmowners multiple peril.....	0	0	0	0	0	0	0	0	0	0	0	0
4. Homeowners multiple peril.....	0	0	0	0	68,750	59,308	0	3,551	3,365	0	157	495
5.1 Commercial multiple peril (non-liability portion).....	0	0	0	0	0	0	0	0	0	0	0	0
5.2 Commercial multiple peril (liability portion).....	0	0	0	0	0	0	0	0	0	0	0	0
6. Mortgage guaranty.....	0	0	0	0	0	0	0	0	0	0	0	0
8. Ocean marine.....	0	0	0	0	0	0	0	0	0	0	0	0
9. Inland marine.....	236,961	231,899	155	118,689	205,135	232,853	45,867	0	662	1,125	10,568	8,627
10. Financial guaranty.....	0	0	0	0	0	0	0	0	0	0	0	0
11. Medical professional liability.....	0	0	0	0	0	0	0	0	0	0	0	0
12. Earthquake.....	0	0	0	0	0	0	0	0	0	0	0	0
13. Group accident and health (b).....	0	0	0	0	0	0	0	0	0	0	0	0
14. Credit A&H (group and individual).....	0	0	0	0	0	0	0	0	0	0	0	0
15.1 Collectively renewable A&H (b).....	0	0	0	0	0	0	0	0	0	0	0	0
15.2 Non-cancelable A&H (b).....	0	0	0	0	0	0	0	0	0	0	0	0
15.3 Guaranteed renewable A&H (b).....	0	0	0	0	0	0	0	0	0	0	0	0
15.4 Non-renewable for stated reasons only (b).....	0	0	0	0	0	0	0	0	0	0	0	0
15.5 Other accident only.....	0	0	0	0	0	0	0	0	0	0	0	0
15.6 Medicare Title XVIII exempt from state taxes or fees.....	0	0	0	0	0	0	0	0	0	0	0	0
15.7 All other A&H (b).....	0	0	0	0	0	0	0	0	0	0	0	0
15.8 Federal employees health benefits plan premium.....	0	0	0	0	0	0	0	0	0	0	0	0
16. Workers' compensation.....	0	0	0	0	0	0	0	0	0	0	0	0
17.1 Other liability-occurrence.....	1,889,962	1,881,860	1,612	945,438	1,002,500	1,179,719	2,078,661	0	1,943	13,615	134,147	47,348
17.2 Other liability-claims-made.....	0	0	0	0	0	0	0	0	0	0	0	0
17.3 Excess workers' compensation.....	0	0	0	0	0	0	0	0	0	0	0	0
18. Products liability.....	0	0	0	0	0	0	0	0	0	0	0	0
19.1 Private passenger auto no-fault (personal injury protection).....	140,095	125,999	14	43,708	114,684	105,582	57,346	13,114	11,206	8,588	18,858	2,626
19.2 Other private passenger auto liability.....	573,191	581,551	93	151,390	673,800	425,579	467,760	54,750	34,015	39,906	44,752	14,769
19.3 Commercial auto no-fault (personal injury protection).....	0	0	0	0	0	0	0	0	0	0	0	0
19.4 Other commercial auto liability.....	0	0	0	0	0	0	0	0	0	0	0	0
21.1 Private passenger auto physical damage.....	263,222	264,128	36	71,638	112,107	127,247	(2,595)	252	610	870	19,699	6,755
21.2 Commercial auto physical damage.....	0	0	0	0	0	0	0	0	0	0	0	0
22. Aircraft (all perils).....	0	0	0	0	0	0	0	0	0	0	0	0
23. Fidelity.....	0	0	0	0	0	0	0	0	0	0	0	0
24. Surety.....	0	0	0	0	0	0	0	0	0	0	0	0
26. Burglary and theft.....	0	0	0	0	0	0	0	0	0	0	0	0
27. Boiler and machinery.....	0	0	0	0	0	0	0	0	0	0	0	0
28. Credit.....	0	0	0	0	0	0	0	0	0	0	0	0
30. Warranty.....	0	0	0	0	0	0	0	0	0	0	0	0
34. Aggregate write-ins for other lines of business.....	0	0	0	0	0	0	0	0	0	0	0	0
35. TOTALS (a).....	4,138,545	4,053,430	1,910	1,949,065	2,740,882	3,029,345	3,029,690	105,812	85,946	64,104	411,246	102,357

**DETAILS OF WRITE-INS**

3401. MISCELLANEOUS.....	0	0	0	0	0	0	0	0	0	0	0	0
3402. ....	0	0	0	0	0	0	0	0	0	0	0	0
3403. ....	0	0	0	0	0	0	0	0	0	0	0	0
3498. Summary of remaining write-ins for Line 34 from overflow page.....	0	0	0	0	0	0	0	0	0	0	0	0
3499. TOTALS (Lines 3401 through 3403 plus 3498) (Line 34 above).....	0	0	0	0	0	0	0	0	0	0	0	0

(a) Finance and service charges not included in Lines 1 to 35 \$....1,276.

(b) For health business on indicated lines report: Number of persons insured under PPO managed care products.....0 and number of persons insured under indemnity only products.....0.

19.FL

**EXHIBIT OF PREMIUMS AND LOSSES (Statutory Page 14)**



NAIC Group Code.....241 NAIC Company Code....26298

BUSINESS IN THE STATE OF GEORGIA DURING THE YEAR

Line of Business	Gross Premiums, Including Policy and Membership Fees, Less Return Premiums and Premiums on Policies not Taken		3 Dividends Paid or Credited to Policyholders on Direct Business	4 Direct Unearned Premium Reserves	5 Direct Losses Paid (deducting salvage)	6 Direct Losses Incurred	7 Direct Losses Unpaid	8 Direct Defense and Cost Containment Expense Paid	9 Direct Defense and Cost Containment Expense Incurred	10 Direct Defense and Cost Containment Expense Unpaid	11 Commissions and Brokerage Expenses	12 Taxes, Licenses and Fees
	1 Direct Premiums Written	2 Direct Premiums Earned										
1. Fire.....	172,175	182,782	0	86,963	91,682	104,194	23,814	15,359	13,177	1,767	57,193	4,304
2.1 Allied lines.....	0	0	0	0	0	0	0	0	0	0	0	0
2.2 Multiple peril crop.....	0	0	0	0	0	0	0	0	0	0	0	0
2.3 Federal flood.....	106,002	111,388	0	66,886	2,462	21,462	27,000	2,305	2,305	0	8,860	2,862
2.4 Private crop.....	0	0	0	0	0	0	0	0	0	0	0	0
2.5 Private flood.....	0	0	0	0	0	0	0	0	0	0	0	0
3. Farmowners multiple peril.....	0	0	0	0	0	0	0	0	0	0	0	0
4. Homeowners multiple peril.....	12,078,661	12,273,283	415	6,217,220	11,576,188	11,167,631	1,822,634	15,427	628	59,256	809,938	178,703
5.1 Commercial multiple peril (non-liability portion).....	138,720	107,713	0	65,895	38,913	55,803	33,070	0	683	1,357	26,990	15,928
5.2 Commercial multiple peril (liability portion).....	82,578	74,231	0	33,750	34,365	59,988	40,962	0	3,406	7,241	15,519	9,162
6. Mortgage guaranty.....	0	0	0	0	0	0	0	0	0	0	0	0
8. Ocean marine.....	0	0	0	0	0	0	0	0	0	0	0	0
9. Inland marine.....	242,467	250,509	117	119,799	73,593	77,373	26,259	0	163	846	18,326	5,002
10. Financial guaranty.....	0	0	0	0	0	0	0	0	0	0	0	0
11. Medical professional liability.....	0	0	0	0	0	0	0	0	0	0	0	0
12. Earthquake.....	11,041	11,688	0	5,528	0	155	1,237	0	29	40	941	170
13. Group accident and health (b).....	0	0	0	0	0	0	0	0	0	0	0	0
14. Credit A&H (group and individual).....	0	0	0	0	0	0	0	0	0	0	0	0
15.1 Collectively renewable A&H (b).....	0	0	0	0	0	0	0	0	0	0	0	0
15.2 Non-cancelable A&H (b).....	0	0	0	0	0	0	0	0	0	0	0	0
15.3 Guaranteed renewable A&H (b).....	0	0	0	0	0	0	0	0	0	0	0	0
15.4 Non-renewable for stated reasons only (b).....	0	0	0	0	0	0	0	0	0	0	0	0
15.5 Other accident only.....	0	0	0	0	0	0	0	0	0	0	0	0
15.6 Medicare Title XVIII exempt from state taxes or fees.....	0	0	0	0	0	0	0	0	0	0	0	0
15.7 All other A&H (b).....	1,703,645	1,704,668	0	142,110	804,310	815,430	338,964	0	0	0	0	38,332
15.8 Federal employees health benefits plan premium.....	0	0	0	0	0	0	0	0	0	0	0	0
16. Workers' compensation.....	0	0	0	0	0	0	0	0	0	0	0	0
17.1 Other liability-occurrence.....	427,253	445,863	408	205,768	336,400	109,496	655,900	16,023	14,923	4,296	31,823	(26,992)
17.2 Other liability-claims-made.....	0	0	0	0	0	0	0	0	0	0	0	0
17.3 Excess workers' compensation.....	0	0	0	0	0	0	0	0	0	0	0	0
18. Products liability.....	0	0	0	0	0	0	0	0	0	0	0	0
19.1 Private passenger auto no-fault (personal injury protection).....	0	0	0	0	0	0	0	0	0	0	0	0
19.2 Other private passenger auto liability.....	2,063,007	2,066,100	1,951	492,815	1,832,818	1,898,784	1,448,771	66,390	67,942	113,623	79,803	17,604
19.3 Commercial auto no-fault (personal injury protection).....	0	0	0	0	0	0	0	0	0	0	0	0
19.4 Other commercial auto liability.....	465,434	294,792	0	214,746	147,588	232,605	94,226	0	1,611	2,100	90,834	9,607
21.1 Private passenger auto physical damage.....	1,445,759	1,505,050	1,566	314,217	657,052	671,004	(82)	1,026	1,643	1,471	53,323	12,235
21.2 Commercial auto physical damage.....	110,585	65,432	0	58,581	30,304	40,059	12,483	0	12	23	21,345	2,269
22. Aircraft (all perils).....	0	0	0	0	0	0	0	0	0	0	0	0
23. Fidelity.....	0	0	0	0	0	0	0	0	0	0	0	0
24. Surety.....	0	0	0	0	0	0	0	0	0	0	0	0
26. Burglary and theft.....	0	0	0	0	0	0	0	0	0	0	0	0
27. Boiler and machinery.....	0	0	0	0	0	0	0	0	0	0	0	0
28. Credit.....	0	0	0	0	0	0	0	0	0	0	0	0
30. Warranty.....	0	0	0	0	0	0	0	0	0	0	0	0
34. Aggregate write-ins for other lines of business.....	0	0	0	0	0	0	0	0	0	0	0	0
35. TOTALS (a).....	19,047,327	19,093,499	4,457	8,024,278	15,625,675	15,253,984	4,525,238	116,530	106,522	192,020	1,214,895	269,186

**DETAILS OF WRITE-INS**

3401. MISCELLANEOUS.....	0	0	0	0	0	0	0	0	0	0	0	0
3402. ....	0	0	0	0	0	0	0	0	0	0	0	0
3403. ....	0	0	0	0	0	0	0	0	0	0	0	0
3498. Summary of remaining write-ins for Line 34 from overflow page.....	0	0	0	0	0	0	0	0	0	0	0	0
3499. TOTALS (Lines 3401 through 3403 plus 3498) (Line 34 above).....	0	0	0	0	0	0	0	0	0	0	0	0

(a) Finance and service charges not included in Lines 1 to 35 \$...38,906.

(b) For health business on indicated lines report: Number of persons insured under PPO managed care products.....0 and number of persons insured under indemnity only products.....0.

19.GA

**EXHIBIT OF PREMIUMS AND LOSSES (Statutory Page 14)**



NAIC Group Code.....241 NAIC Company Code....26298

BUSINESS IN GRAND TOTAL DURING THE YEAR

Line of Business	Gross Premiums, Including Policy and Membership Fees, Less Return Premiums and Premiums on Policies not Taken		3 Dividends Paid or Credited to Policyholders on Direct Business	4 Direct Unearned Premium Reserves	5 Direct Losses Paid (deducting salvage)	6 Direct Losses Incurred	7 Direct Losses Unpaid	8 Direct Defense and Cost Containment Expense Paid	9 Direct Defense and Cost Containment Expense Incurred	10 Direct Defense and Cost Containment Expense Unpaid	11 Commissions and Brokerage Expenses	12 Taxes, Licenses and Fees
	1 Direct Premiums Written	2 Direct Premiums Earned										
1. Fire.....	5,862,343	5,978,258	0	2,934,896	2,289,365	2,158,009	1,472,422	405,743	395,333	214,718	1,355,361	160,393
2.1 Allied lines.....	89,078	87,788	0	45,704	43,067	44,249	86,983	7,843	6,662	5,872	9,531	2,227
2.2 Multiple peril crop.....	0	0	0	0	0	0	0	0	0	0	0	0
2.3 Federal flood.....	12,092,696	11,787,810	0	7,071,078	14,290,378	15,404,442	4,851,170	604,785	604,785	0	1,907,607	286,823
2.4 Private crop.....	0	0	0	0	0	0	0	0	0	0	0	0
2.5 Private flood.....	0	0	0	0	0	0	0	0	0	0	0	0
3. Farmowners multiple peril.....	0	0	0	0	0	0	0	0	0	0	0	0
4. Homeowners multiple peril.....	656,643,811	659,944,029	244,953	343,875,114	385,087,838	383,873,769	113,411,030	4,197,829	3,538,357	3,819,074	57,305,670	18,842,968
5.1 Commercial multiple peril (non-liability portion).....	5,639,880	4,356,103	0	2,963,600	1,095,652	1,860,987	1,888,443	43,689	59,132	57,064	1,059,100	145,534
5.2 Commercial multiple peril (liability portion).....	4,561,711	3,544,141	0	2,382,731	1,530,738	3,888,926	2,897,811	45,253	252,870	310,678	843,829	110,044
6. Mortgage guaranty.....	0	0	0	0	0	0	0	0	0	0	0	0
8. Ocean marine.....	0	0	0	0	0	0	0	0	0	0	0	0
9. Inland marine.....	18,832,562	18,988,089	2,634	9,525,717	6,391,511	6,270,848	2,049,326	64,840	55,304	74,842	1,726,187	666,687
10. Financial guaranty.....	0	0	0	0	0	0	0	0	0	0	0	0
11. Medical professional liability.....	0	0	0	0	0	0	0	0	0	0	0	0
12. Earthquake.....	6,053,418	6,252,336	0	3,101,336	0	(41,015)	348,748	0	4,978	11,457	677,872	171,138
13. Group accident and health (b).....	0	0	0	0	0	0	0	0	0	0	0	0
14. Credit A&H (group and individual).....	0	0	0	0	0	0	0	0	0	0	0	0
15.1 Collectively renewable A&H (b).....	0	0	0	0	0	0	0	0	0	0	0	0
15.2 Non-cancelable A&H (b).....	0	0	0	0	0	0	0	0	0	0	0	0
15.3 Guaranteed renewable A&H (b).....	0	0	0	0	0	0	0	0	0	0	0	0
15.4 Non-renewable for stated reasons only (b).....	0	0	0	0	0	0	0	0	0	0	0	0
15.5 Other accident only.....	0	0	0	0	0	0	0	0	0	0	0	0
15.6 Medicare Title XVIII exempt from state taxes or fees.....	0	0	0	0	0	0	0	0	0	0	0	0
15.7 All other A&H (b).....	23,884,857	23,565,051	0	1,988,917	7,532,778	7,805,229	2,677,986	0	0	0	0	504,142
15.8 Federal employees health benefits plan premium.....	0	0	0	0	0	0	0	0	0	0	0	0
16. Workers' compensation.....	0	0	0	0	0	0	0	0	0	0	0	0
17.1 Other liability-occurrence.....	42,929,711	41,308,772	33,272	21,978,656	15,673,839	21,543,470	55,108,011	146,460	205,610	360,923	4,431,266	1,244,643
17.2 Other liability-claims-made.....	0	0	0	0	0	0	0	0	0	0	0	0
17.3 Excess workers' compensation.....	0	0	0	0	0	0	0	0	0	0	0	0
18. Products liability.....	0	0	0	0	0	0	0	0	0	0	0	0
19.1 Private passenger auto no-fault (personal injury protection).....	41,114,551	39,345,741	13,475	20,097,380	24,224,105	26,355,880	27,880,722	5,033,319	3,866,106	5,663,424	3,440,469	1,203,218
19.2 Other private passenger auto liability.....	330,295,987	327,589,608	142,164	154,935,844	215,017,184	215,131,962	261,158,785	8,052,717	8,090,708	21,034,067	27,646,723	9,503,659
19.3 Commercial auto no-fault (personal injury protection).....	132,586	66,814	0	80,726	43,332	85,412	44,790	0	2,651	3,297	23,123	2,289
19.4 Other commercial auto liability.....	4,759,062	2,481,855	0	2,740,464	1,421,836	2,700,906	1,348,523	11,562	34,681	26,626	849,417	93,277
21.1 Private passenger auto physical damage.....	301,134,964	297,142,033	133,643	140,349,596	158,465,564	159,578,820	(1,293,596)	722,533	784,266	258,880	24,659,298	8,508,302
21.2 Commercial auto physical damage.....	1,777,486	904,402	0	1,046,165	508,542	911,885	481,646	15	2,480	2,562	314,579	41,991
22. Aircraft (all perils).....	0	0	0	0	0	0	0	0	0	0	0	0
23. Fidelity.....	0	0	0	0	0	0	0	0	0	0	0	0
24. Surety.....	0	0	0	0	0	0	0	0	0	0	0	0
26. Burglary and theft.....	0	0	0	0	0	0	0	0	0	0	0	0
27. Boiler and machinery.....	0	0	0	0	0	0	0	0	0	0	0	0
28. Credit.....	0	0	0	0	0	0	0	0	0	0	0	0
30. Warranty.....	0	0	0	0	0	0	0	0	0	0	0	0
34. Aggregate write-ins for other lines of business.....	0	0	0	0	0	0	0	0	0	0	0	2,085
35. TOTALS (a).....	1,455,804,703	1,443,342,830	570,141	715,117,924	833,615,729	847,573,779	474,412,800	19,336,588	17,903,923	31,843,484	126,250,032	41,489,420

19.GT

**DETAILS OF WRITE-INS**

3401. Miscellaneous.....	0	0	0	0	0	0	0	0	0	0	0	2,085
3402. ....	0	0	0	0	0	0	0	0	0	0	0	0
3403. ....	0	0	0	0	0	0	0	0	0	0	0	0
3498. Summary of remaining write-ins for Line 34 from overflow page.....	0	0	0	0	0	0	0	0	0	0	0	0
3499. TOTALS (Lines 3401 through 3403 plus 3498) (Line 34 above).....	0	0	0	0	0	0	0	0	0	0	0	2,085

(a) Finance and service charges not included in Lines 1 to 35 \$...3,430,576.

(b) For health business on indicated lines report: Number of persons insured under PPO managed care products.....0 and number of persons insured under indemnity only products.....0.

**EXHIBIT OF PREMIUMS AND LOSSES (Statutory Page 14)**



NAIC Group Code.....241 NAIC Company Code....26298

BUSINESS IN THE STATE OF HAWAII DURING THE YEAR

Line of Business	Gross Premiums, Including Policy and Membership Fees, Less Return Premiums and Premiums on Policies not Taken		3 Dividends Paid or Credited to Policyholders on Direct Business	4 Direct Unearned Premium Reserves	5 Direct Losses Paid (deducting salvage)	6 Direct Losses Incurred	7 Direct Losses Unpaid	8 Direct Defense and Cost Containment Expense Paid	9 Direct Defense and Cost Containment Expense Incurred	10 Direct Defense and Cost Containment Expense Unpaid	11 Commissions and Brokerage Expenses	12 Taxes, Licenses and Fees
	1 Direct Premiums Written	2 Direct Premiums Earned										
1. Fire.....	0	0	0	0	0	0	0	0	0	0	0	0
2.1 Allied lines.....	0	0	0	0	0	0	0	0	0	0	0	0
2.2 Multiple peril crop.....	0	0	0	0	0	0	0	0	0	0	0	0
2.3 Federal flood.....	4,341	5,448	0	3,072	0	0	0	0	0	0	238	191
2.4 Private crop.....	0	0	0	0	0	0	0	0	0	0	0	0
2.5 Private flood.....	0	0	0	0	0	0	0	0	0	0	0	0
3. Farmowners multiple peril.....	0	0	0	0	0	0	0	0	0	0	0	0
4. Homeowners multiple peril.....	164,233	163,145	67	85,375	22,200	28,573	9,135	0	204	303	5,897	8,269
5.1 Commercial multiple peril (non-liability portion).....	0	0	0	0	0	0	0	0	0	0	0	0
5.2 Commercial multiple peril (liability portion).....	0	0	0	0	0	0	0	0	0	0	0	0
6. Mortgage guaranty.....	0	0	0	0	0	0	0	0	0	0	0	0
8. Ocean marine.....	0	0	0	0	0	0	0	0	0	0	0	0
9. Inland marine.....	4,794	4,439	0	2,714	0	150	278	0	8	9	184	233
10. Financial guaranty.....	0	0	0	0	0	0	0	0	0	0	0	0
11. Medical professional liability.....	0	0	0	0	0	0	0	0	0	0	0	0
12. Earthquake.....	2,331	2,294	0	1,564	0	82	118	0	4	4	50	115
13. Group accident and health (b).....	0	0	0	0	0	0	0	0	0	0	0	0
14. Credit A&H (group and individual).....	0	0	0	0	0	0	0	0	0	0	0	0
15.1 Collectively renewable A&H (b).....	0	0	0	0	0	0	0	0	0	0	0	0
15.2 Non-cancelable A&H (b).....	0	0	0	0	0	0	0	0	0	0	0	0
15.3 Guaranteed renewable A&H (b).....	0	0	0	0	0	0	0	0	0	0	0	0
15.4 Non-renewable for stated reasons only (b).....	0	0	0	0	0	0	0	0	0	0	0	0
15.5 Other accident only.....	0	0	0	0	0	0	0	0	0	0	0	0
15.6 Medicare Title XVIII exempt from state taxes or fees.....	0	0	0	0	0	0	0	0	0	0	0	0
15.7 All other A&H (b).....	0	0	0	0	0	0	0	0	0	0	0	0
15.8 Federal employees health benefits plan premium.....	0	0	0	0	0	0	0	0	0	0	0	0
16. Workers' compensation.....	0	0	0	0	0	0	0	0	0	0	0	0
17.1 Other liability-occurrence.....	2,570	2,668	0	1,265	0	312	2,129	0	5	14	101	154
17.2 Other liability-claims-made.....	0	0	0	0	0	0	0	0	0	0	0	0
17.3 Excess workers' compensation.....	0	0	0	0	0	0	0	0	0	0	0	0
18. Products liability.....	0	0	0	0	0	0	0	0	0	0	0	0
19.1 Private passenger auto no-fault (personal injury protection).....	20,895	21,563	6	5,602	5,777	14,518	25,641	98	828	5,130	1,737	1,003
19.2 Other private passenger auto liability.....	134,633	134,785	35	34,125	81,323	44,052	78,992	8,346	5,606	6,209	4,206	6,793
19.3 Commercial auto no-fault (personal injury protection).....	0	0	0	0	0	0	0	0	0	0	0	0
19.4 Other commercial auto liability.....	0	0	0	0	0	0	0	0	0	0	0	0
21.1 Private passenger auto physical damage.....	188,138	191,404	50	47,079	87,808	86,872	6,403	151	46	(100)	5,890	9,484
21.2 Commercial auto physical damage.....	0	0	0	0	0	0	0	0	0	0	0	0
22. Aircraft (all perils).....	0	0	0	0	0	0	0	0	0	0	0	0
23. Fidelity.....	0	0	0	0	0	0	0	0	0	0	0	0
24. Surety.....	0	0	0	0	0	0	0	0	0	0	0	0
26. Burglary and theft.....	0	0	0	0	0	0	0	0	0	0	0	0
27. Boiler and machinery.....	0	0	0	0	0	0	0	0	0	0	0	0
28. Credit.....	0	0	0	0	0	0	0	0	0	0	0	0
30. Warranty.....	0	0	0	0	0	0	0	0	0	0	0	0
34. Aggregate write-ins for other lines of business.....	0	0	0	0	0	0	0	0	0	0	0	0
35. TOTALS (a).....	521,935	525,746	158	180,796	197,108	174,559	122,696	8,595	6,701	11,569	18,303	26,242

**DETAILS OF WRITE-INS**

3401. MISCELLANEOUS.....	0	0	0	0	0	0	0	0	0	0	0	0
3402. ....	0	0	0	0	0	0	0	0	0	0	0	0
3403. ....	0	0	0	0	0	0	0	0	0	0	0	0
3498. Summary of remaining write-ins for Line 34 from overflow page.....	0	0	0	0	0	0	0	0	0	0	0	0
3499. TOTALS (Lines 3401 through 3403 plus 3498) (Line 34 above).....	0	0	0	0	0	0	0	0	0	0	0	0

(a) Finance and service charges not included in Lines 1 to 35 \$...2,343.

(b) For health business on indicated lines report: Number of persons insured under PPO managed care products.....0 and number of persons insured under indemnity only products.....0.

19 HI

**EXHIBIT OF PREMIUMS AND LOSSES (Statutory Page 14)**



NAIC Group Code.....241 NAIC Company Code....26298

BUSINESS IN THE STATE OF IOWA DURING THE YEAR

191A

Line of Business	Gross Premiums, Including Policy and Membership Fees, Less Return Premiums and Premiums on Policies not Taken		3 Dividends Paid or Credited to Policyholders on Direct Business	4 Direct Unearned Premium Reserves	5 Direct Losses Paid (deducting salvage)	6 Direct Losses Incurred	7 Direct Losses Unpaid	8 Direct Defense and Cost Containment Expense Paid	9 Direct Defense and Cost Containment Expense Incurred	10 Direct Defense and Cost Containment Expense Unpaid	11 Commissions and Brokerage Expenses	12 Taxes, Licenses and Fees
	1 Direct Premiums Written	2 Direct Premiums Earned										
1. Fire.....	0	0	0	0	0	0	0	0	0	0	0	0
2.1 Allied lines.....	0	0	0	0	0	0	0	0	0	0	0	0
2.2 Multiple peril crop.....	0	0	0	0	0	0	0	0	0	0	0	0
2.3 Federal flood.....	102,115	100,511	0	61,322	118,285	(70,867)	0	7,670	7,670	0	19,190	2,042
2.4 Private crop.....	0	0	0	0	0	0	0	0	0	0	0	0
2.5 Private flood.....	0	0	0	0	0	0	0	0	0	0	0	0
3. Farmowners multiple peril.....	0	0	0	0	0	0	0	0	0	0	0	0
4. Homeowners multiple peril.....	6,121,559	6,327,271	0	3,271,711	6,456,547	6,941,745	827,571	0	10,652	23,039	772,696	150,845
5.1 Commercial multiple peril (non-liability portion).....	0	0	0	0	0	0	0	0	0	0	0	0
5.2 Commercial multiple peril (liability portion).....	0	0	0	0	0	0	0	0	0	0	0	0
6. Mortgage guaranty.....	0	0	0	0	0	0	0	0	0	0	0	0
8. Ocean marine.....	0	0	0	0	0	0	0	0	0	0	0	0
9. Inland marine.....	175,515	182,779	0	91,703	43,880	55,789	18,845	0	358	524	22,604	4,616
10. Financial guaranty.....	0	0	0	0	0	0	0	0	0	0	0	0
11. Medical professional liability.....	0	0	0	0	0	0	0	0	0	0	0	0
12. Earthquake.....	12,189	13,154	0	6,321	0	249	897	0	27	29	1,724	303
13. Group accident and health (b).....	0	0	0	0	0	0	0	0	0	0	0	0
14. Credit A&H (group and individual).....	0	0	0	0	0	0	0	0	0	0	0	0
15.1 Collectively renewable A&H (b).....	0	0	0	0	0	0	0	0	0	0	0	0
15.2 Non-cancelable A&H (b).....	0	0	0	0	0	0	0	0	0	0	0	0
15.3 Guaranteed renewable A&H (b).....	0	0	0	0	0	0	0	0	0	0	0	0
15.4 Non-renewable for stated reasons only (b).....	0	0	0	0	0	0	0	0	0	0	0	0
15.5 Other accident only.....	0	0	0	0	0	0	0	0	0	0	0	0
15.6 Medicare Title XVIII exempt from state taxes or fees.....	0	0	0	0	0	0	0	0	0	0	0	0
15.7 All other A&H (b).....	0	0	0	0	0	0	0	0	0	0	0	0
15.8 Federal employees health benefits plan premium.....	0	0	0	0	0	0	0	0	0	0	0	0
16. Workers' compensation.....	0	0	0	0	0	0	0	0	0	0	0	0
17.1 Other liability-occurrence.....	281,456	298,289	23	141,044	0	35,359	237,871	0	331	1,558	37,440	6,316
17.2 Other liability-claims-made.....	0	0	0	0	0	0	0	0	0	0	0	0
17.3 Excess workers' compensation.....	0	0	0	0	0	0	0	0	0	0	0	0
18. Products liability.....	0	0	0	0	0	0	0	0	0	0	0	0
19.1 Private passenger auto no-fault (personal injury protection).....	0	0	0	0	0	0	0	0	0	0	0	0
19.2 Other private passenger auto liability.....	2,404,570	2,463,862	0	1,143,892	1,311,954	1,929,359	1,819,927	35,824	93,915	147,033	309,719	60,701
19.3 Commercial auto no-fault (personal injury protection).....	0	0	0	0	0	0	0	0	0	0	0	0
19.4 Other commercial auto liability.....	0	0	0	0	0	0	0	0	0	0	0	0
21.1 Private passenger auto physical damage.....	3,115,596	3,236,772	0	1,445,235	2,399,430	2,358,257	58,921	2,245	3,452	1,412	406,103	78,759
21.2 Commercial auto physical damage.....	0	0	0	0	0	0	0	0	0	0	0	0
22. Aircraft (all perils).....	0	0	0	0	0	0	0	0	0	0	0	0
23. Fidelity.....	0	0	0	0	0	0	0	0	0	0	0	0
24. Surety.....	0	0	0	0	0	0	0	0	0	0	0	0
26. Burglary and theft.....	0	0	0	0	0	0	0	0	0	0	0	0
27. Boiler and machinery.....	0	0	0	0	0	0	0	0	0	0	0	0
28. Credit.....	0	0	0	0	0	0	0	0	0	0	0	0
30. Warranty.....	0	0	0	0	0	0	0	0	0	0	0	0
34. Aggregate write-ins for other lines of business.....	0	0	0	0	0	0	0	0	0	0	0	0
35. TOTALS (a).....	12,213,000	12,622,638	23	6,161,228	10,330,096	11,249,891	2,964,032	45,739	116,405	173,595	1,569,476	303,582

**DETAILS OF WRITE-INS**

3401. MISCELLANEOUS.....	0	0	0	0	0	0	0	0	0	0	0	0
3402. ....	0	0	0	0	0	0	0	0	0	0	0	0
3403. ....	0	0	0	0	0	0	0	0	0	0	0	0
3498. Summary of remaining write-ins for Line 34 from overflow page.....	0	0	0	0	0	0	0	0	0	0	0	0
3499. TOTALS (Lines 3401 through 3403 plus 3498) (Line 34 above).....	0	0	0	0	0	0	0	0	0	0	0	0

(a) Finance and service charges not included in Lines 1 to 35 \$...31,330.

(b) For health business on indicated lines report: Number of persons insured under PPO managed care products.....0 and number of persons insured under indemnity only products.....0.

**EXHIBIT OF PREMIUMS AND LOSSES (Statutory Page 14)**



NAIC Group Code.....241 NAIC Company Code....26298

BUSINESS IN THE STATE OF IDAHO DURING THE YEAR

191D

Line of Business	Gross Premiums, Including Policy and Membership Fees, Less Return Premiums and Premiums on Policies not Taken		3 Dividends Paid or Credited to Policyholders on Direct Business	4 Direct Unearned Premium Reserves	5 Direct Losses Paid (deducting salvage)	6 Direct Losses Incurred	7 Direct Losses Unpaid	8 Direct Defense and Cost Containment Expense Paid	9 Direct Defense and Cost Containment Expense Incurred	10 Direct Defense and Cost Containment Expense Unpaid	11 Commissions and Brokerage Expenses	12 Taxes, Licenses and Fees
	1 Direct Premiums Written	2 Direct Premiums Earned										
1. Fire.....	0	0	0	0	0	0	0	0	0	0	0	0
2.1 Allied lines.....	0	0	0	0	0	0	0	0	0	0	0	0
2.2 Multiple peril crop.....	0	0	0	0	0	0	0	0	0	0	0	0
2.3 Federal flood.....	41,209	39,944	0	19,411	15,017	15,017	0	4,990	4,990	0	4,241	824
2.4 Private crop.....	0	0	0	0	0	0	0	0	0	0	0	0
2.5 Private flood.....	0	0	0	0	0	0	0	0	0	0	0	0
3. Farmowners multiple peril.....	0	0	0	0	0	0	0	0	0	0	0	0
4. Homeowners multiple peril.....	6,372,985	6,496,368	48	3,308,587	4,764,167	5,146,391	1,632,915	33,325	31,983	65,338	735,133	154,931
5.1 Commercial multiple peril (non-liability portion).....	19,668	19,008	0	8,509	0	3,697	14,793	0	154	616	3,435	488
5.2 Commercial multiple peril (liability portion).....	26,372	24,975	0	11,801	5,205	12,630	19,898	0	1,232	4,350	5,177	637
6. Mortgage guaranty.....	0	0	0	0	0	0	0	0	0	0	0	0
8. Ocean marine.....	0	0	0	0	0	0	0	0	0	0	0	0
9. Inland marine.....	208,258	214,649	87	102,529	156,825	309,163	180,681	0	11,099	11,758	21,614	4,133
10. Financial guaranty.....	0	0	0	0	0	0	0	0	0	0	0	0
11. Medical professional liability.....	0	0	0	0	0	0	0	0	0	0	0	0
12. Earthquake.....	14,071	14,239	0	6,737	0	223	1,108	0	27	36	1,681	344
13. Group accident and health (b).....	0	0	0	0	0	0	0	0	0	0	0	0
14. Credit A&H (group and individual).....	0	0	0	0	0	0	0	0	0	0	0	0
15.1 Collectively renewable A&H (b).....	0	0	0	0	0	0	0	0	0	0	0	0
15.2 Non-cancelable A&H (b).....	0	0	0	0	0	0	0	0	0	0	0	0
15.3 Guaranteed renewable A&H (b).....	0	0	0	0	0	0	0	0	0	0	0	0
15.4 Non-renewable for stated reasons only (b).....	0	0	0	0	0	0	0	0	0	0	0	0
15.5 Other accident only.....	0	0	0	0	0	0	0	0	0	0	0	0
15.6 Medicare Title XVIII exempt from state taxes or fees.....	0	0	0	0	0	0	0	0	0	0	0	0
15.7 All other A&H (b).....	0	0	0	0	0	0	0	0	0	0	0	0
15.8 Federal employees health benefits plan premium.....	0	0	0	0	0	0	0	0	0	0	0	0
16. Workers' compensation.....	0	0	0	0	0	0	0	0	0	0	0	0
17.1 Other liability-occurrence.....	316,972	314,232	753	164,001	0	40,604	243,167	0	363	1,593	37,159	4,477
17.2 Other liability-claims-made.....	0	0	0	0	0	0	0	0	0	0	0	0
17.3 Excess workers' compensation.....	0	0	0	0	0	0	0	0	0	0	0	0
18. Products liability.....	0	0	0	0	0	0	0	0	0	0	0	0
19.1 Private passenger auto no-fault (personal injury protection).....	0	0	0	0	0	0	0	0	0	0	0	0
19.2 Other private passenger auto liability.....	5,510,031	5,505,595	35	2,620,318	3,738,749	3,591,410	3,414,699	45,128	34,155	276,020	660,713	132,538
19.3 Commercial auto no-fault (personal injury protection).....	0	0	0	0	0	0	0	0	0	0	0	0
19.4 Other commercial auto liability.....	0	0	0	0	0	0	0	0	0	0	0	0
21.1 Private passenger auto physical damage.....	4,821,479	4,703,248	29	2,311,480	2,746,531	2,664,819	2,982	7,234	9,657	1,814	579,054	115,783
21.2 Commercial auto physical damage.....	0	0	0	0	0	0	0	0	0	0	0	0
22. Aircraft (all perils).....	0	0	0	0	0	0	0	0	0	0	0	0
23. Fidelity.....	0	0	0	0	0	0	0	0	0	0	0	0
24. Surety.....	0	0	0	0	0	0	0	0	0	0	0	0
26. Burglary and theft.....	0	0	0	0	0	0	0	0	0	0	0	0
27. Boiler and machinery.....	0	0	0	0	0	0	0	0	0	0	0	0
28. Credit.....	0	0	0	0	0	0	0	0	0	0	0	0
30. Warranty.....	0	0	0	0	0	0	0	0	0	0	0	0
34. Aggregate write-ins for other lines of business.....	0	0	0	0	0	0	0	0	0	0	0	0
35. TOTALS (a).....	17,331,045	17,332,258	952	8,553,373	11,426,494	11,783,954	5,510,243	90,677	93,660	361,525	2,048,207	414,155

**DETAILS OF WRITE-INS**

3401. MISCELLANEOUS.....	0	0	0	0	0	0	0	0	0	0	0	0
3402. ....	0	0	0	0	0	0	0	0	0	0	0	0
3403. ....	0	0	0	0	0	0	0	0	0	0	0	0
3498. Summary of remaining write-ins for Line 34 from overflow page.....	0	0	0	0	0	0	0	0	0	0	0	0
3499. TOTALS (Lines 3401 through 3403 plus 3498) (Line 34 above).....	0	0	0	0	0	0	0	0	0	0	0	0

(a) Finance and service charges not included in Lines 1 to 35 \$....45,170.

(b) For health business on indicated lines report: Number of persons insured under PPO managed care products.....0 and number of persons insured under indemnity only products.....0.



**EXHIBIT OF PREMIUMS AND LOSSES (Statutory Page 14)**



NAIC Group Code.....241 NAIC Company Code....26298

BUSINESS IN THE STATE OF ILLINOIS DURING THE YEAR

191L

Line of Business	Gross Premiums, Including Policy and Membership Fees, Less Return Premiums and Premiums on Policies not Taken		3 Dividends Paid or Credited to Policyholders on Direct Business	4 Direct Unearned Premium Reserves	5 Direct Losses Paid (deducting salvage)	6 Direct Losses Incurred	7 Direct Losses Unpaid	8 Direct Defense and Cost Containment Expense Paid	9 Direct Defense and Cost Containment Expense Incurred	10 Direct Defense and Cost Containment Expense Unpaid	11 Commissions and Brokerage Expenses	12 Taxes, Licenses and Fees
	1 Direct Premiums Written	2 Direct Premiums Earned										
1. Fire.....	87,156	103,363	0	44,759	24,806	20,633	52,471	2,792	3,600	2,691	56,179	1,743
2.1 Allied lines.....	0	0	0	0	0	0	0	0	0	0	0	0
2.2 Multiple peril crop.....	0	0	0	0	0	0	0	0	0	0	0	0
2.3 Federal flood.....	398,661	382,477	0	218,492	95,577	110,577	55,000	23,907	23,907	0	69,320	7,973
2.4 Private crop.....	0	0	0	0	0	0	0	0	0	0	0	0
2.5 Private flood.....	0	0	0	0	0	0	0	0	0	0	0	0
3. Farmowners multiple peril.....	0	0	0	0	0	0	0	0	0	0	0	0
4. Homeowners multiple peril.....	2,281,825	2,365,759	99	1,204,252	1,561,572	1,421,410	478,391	16,689	8,964	16,361	182,456	83,801
5.1 Commercial multiple peril (non-liability portion).....	0	0	0	0	0	0	0	0	0	0	0	0
5.2 Commercial multiple peril (liability portion).....	0	0	0	0	0	0	0	0	0	0	0	0
6. Mortgage guaranty.....	0	0	0	0	0	0	0	0	0	0	0	0
8. Ocean marine.....	0	0	0	0	0	0	0	0	0	0	0	0
9. Inland marine.....	448,191	463,687	39	217,674	49,980	39,595	32,904	0	(106)	892	60,046	14,809
10. Financial guaranty.....	0	0	0	0	0	0	0	0	0	0	0	0
11. Medical professional liability.....	0	0	0	0	0	0	0	0	0	0	0	0
12. Earthquake.....	27,251	29,300	0	14,409	0	(78)	1,686	0	31	55	3,105	1,031
13. Group accident and health (b).....	0	0	0	0	0	0	0	0	0	0	0	0
14. Credit A&H (group and individual).....	0	0	0	0	0	0	0	0	0	0	0	0
15.1 Collectively renewable A&H (b).....	0	0	0	0	0	0	0	0	0	0	0	0
15.2 Non-cancelable A&H (b).....	0	0	0	0	0	0	0	0	0	0	0	0
15.3 Guaranteed renewable A&H (b).....	0	0	0	0	0	0	0	0	0	0	0	0
15.4 Non-renewable for stated reasons only (b).....	0	0	0	0	0	0	0	0	0	0	0	0
15.5 Other accident only.....	0	0	0	0	0	0	0	0	0	0	0	0
15.6 Medicare Title XVIII exempt from state taxes or fees.....	0	0	0	0	0	0	0	0	0	0	0	0
15.7 All other A&H (b).....	51,904	50,040	0	4,330	26,425	29,374	8,857	0	0	0	0	1,038
15.8 Federal employees health benefits plan premium.....	0	0	0	0	0	0	0	0	0	0	0	0
16. Workers' compensation.....	0	0	0	0	0	0	0	0	0	0	0	0
17.1 Other liability-occurrence.....	4,184,415	3,992,046	227	2,202,933	56,000	486,103	3,428,497	0	4,061	22,455	600,148	116,647
17.2 Other liability-claims-made.....	0	0	0	0	0	0	0	0	0	0	0	0
17.3 Excess workers' compensation.....	0	0	0	0	0	0	0	0	0	0	0	0
18. Products liability.....	0	0	0	0	0	0	0	0	0	0	0	0
19.1 Private passenger auto no-fault (personal injury protection).....	0	0	0	0	0	0	0	0	0	0	0	0
19.2 Other private passenger auto liability.....	386,924	404,755	0	98,590	347,029	39,957	131,850	29,847	2,106	10,066	29,614	10,404
19.3 Commercial auto no-fault (personal injury protection).....	0	0	0	0	0	0	0	0	0	0	0	0
19.4 Other commercial auto liability.....	0	0	0	0	0	0	0	0	0	0	0	0
21.1 Private passenger auto physical damage.....	525,873	536,560	0	133,315	202,459	194,715	(5,051)	364	687	465	39,421	14,163
21.2 Commercial auto physical damage.....	0	0	0	0	0	0	0	0	0	0	0	0
22. Aircraft (all perils).....	0	0	0	0	0	0	0	0	0	0	0	0
23. Fidelity.....	0	0	0	0	0	0	0	0	0	0	0	0
24. Surety.....	0	0	0	0	0	0	0	0	0	0	0	0
26. Burglary and theft.....	0	0	0	0	0	0	0	0	0	0	0	0
27. Boiler and machinery.....	0	0	0	0	0	0	0	0	0	0	0	0
28. Credit.....	0	0	0	0	0	0	0	0	0	0	0	0
30. Warranty.....	0	0	0	0	0	0	0	0	0	0	0	0
34. Aggregate write-ins for other lines of business.....	0	0	0	0	0	0	0	0	0	0	0	0
35. TOTALS (a).....	8,392,200	8,327,987	365	4,138,754	2,363,848	2,342,286	4,184,605	73,599	43,250	52,985	1,040,289	251,609

**DETAILS OF WRITE-INS**

3401. MISCELLANEOUS.....	0	0	0	0	0	0	0	0	0	0	0	0
3402. ....	0	0	0	0	0	0	0	0	0	0	0	0
3403. ....	0	0	0	0	0	0	0	0	0	0	0	0
3498. Summary of remaining write-ins for Line 34 from overflow page.....	0	0	0	0	0	0	0	0	0	0	0	0
3499. TOTALS (Lines 3401 through 3403 plus 3498) (Line 34 above).....	0	0	0	0	0	0	0	0	0	0	0	0

(a) Finance and service charges not included in Lines 1 to 35 \$...27,872.

(b) For health business on indicated lines report: Number of persons insured under PPO managed care products.....0 and number of persons insured under indemnity only products.....0.

**EXHIBIT OF PREMIUMS AND LOSSES (Statutory Page 14)**



NAIC Group Code.....241 NAIC Company Code....26298

BUSINESS IN THE STATE OF INDIANA DURING THE YEAR

19'16

Line of Business	Gross Premiums, Including Policy and Membership Fees, Less Return Premiums and Premiums on Policies not Taken		3 Dividends Paid or Credited to Policyholders on Direct Business	4 Direct Unearned Premium Reserves	5 Direct Losses Paid (deducting salvage)	6 Direct Losses Incurred	7 Direct Losses Unpaid	8 Direct Defense and Cost Containment Expense Paid	9 Direct Defense and Cost Containment Expense Incurred	10 Direct Defense and Cost Containment Expense Unpaid	11 Commissions and Brokerage Expenses	12 Taxes, Licenses and Fees
	1 Direct Premiums Written	2 Direct Premiums Earned										
1. Fire.....	0	0	0	0	0	0	0	0	0	0	0	0
2.1 Allied lines.....	0	0	0	0	0	0	0	0	0	0	0	0
2.2 Multiple peril crop.....	0	0	0	0	0	0	0	0	0	0	0	0
2.3 Federal flood.....	98,746	113,665	0	58,192	0	(30,000)	0	225	225	0	16,070	1,975
2.4 Private crop.....	0	0	0	0	0	0	0	0	0	0	0	0
2.5 Private flood.....	0	0	0	0	0	0	0	0	0	0	0	0
3. Farmowners multiple peril.....	0	0	0	0	0	0	0	0	0	0	0	0
4. Homeowners multiple peril.....	11,817,208	12,559,040	0	6,240,132	6,871,579	6,970,059	1,852,270	37,618	28,623	51,914	1,236,434	278,721
5.1 Commercial multiple peril (non-liability portion).....	21,807	22,497	0	11,823	0	3,207	19,766	0	134	824	7,083	549
5.2 Commercial multiple peril (liability portion).....	25,339	32,005	0	15,667	11,500	19,732	21,266	2,569	3,378	3,442	4,203	549
6. Mortgage guaranty.....	0	0	0	0	0	0	0	0	0	0	0	0
8. Ocean marine.....	0	0	0	0	0	0	0	0	0	0	0	0
9. Inland marine.....	272,727	280,403	0	134,904	117,986	115,953	14,783	702	690	459	30,042	6,603
10. Financial guaranty.....	0	0	0	0	0	0	0	0	0	0	0	0
11. Medical professional liability.....	0	0	0	0	0	0	0	0	0	0	0	0
12. Earthquake.....	138,590	148,205	0	73,943	0	(3,743)	7,319	0	79	240	17,366	3,322
13. Group accident and health (b).....	0	0	0	0	0	0	0	0	0	0	0	0
14. Credit A&H (group and individual).....	0	0	0	0	0	0	0	0	0	0	0	0
15.1 Collectively renewable A&H (b).....	0	0	0	0	0	0	0	0	0	0	0	0
15.2 Non-cancelable A&H (b).....	0	0	0	0	0	0	0	0	0	0	0	0
15.3 Guaranteed renewable A&H (b).....	0	0	0	0	0	0	0	0	0	0	0	0
15.4 Non-renewable for stated reasons only (b).....	0	0	0	0	0	0	0	0	0	0	0	0
15.5 Other accident only.....	0	0	0	0	0	0	0	0	0	0	0	0
15.6 Medicare Title XVIII exempt from state taxes or fees.....	0	0	0	0	0	0	0	0	0	0	0	0
15.7 All other A&H (b).....	0	0	0	0	0	0	0	0	0	0	0	0
15.8 Federal employees health benefits plan premium.....	0	0	0	0	0	0	0	0	0	0	0	0
16. Workers' compensation.....	0	0	0	0	0	0	0	0	0	0	0	0
17.1 Other liability-occurrence.....	484,876	468,935	0	248,953	545,000	251,291	573,234	0	(1,553)	3,754	50,534	9,854
17.2 Other liability-claims-made.....	0	0	0	0	0	0	0	0	0	0	0	0
17.3 Excess workers' compensation.....	0	0	0	0	0	0	0	0	0	0	0	0
18. Products liability.....	0	0	0	0	0	0	0	0	0	0	0	0
19.1 Private passenger auto no-fault (personal injury protection).....	0	0	0	0	0	0	0	0	0	0	0	0
19.2 Other private passenger auto liability.....	5,949,653	6,084,930	0	2,639,166	4,073,588	3,805,863	5,074,001	147,194	125,693	423,892	645,003	143,186
19.3 Commercial auto no-fault (personal injury protection).....	0	0	0	0	0	0	0	0	0	0	0	0
19.4 Other commercial auto liability.....	89,122	45,416	0	49,337	3,483	28,465	28,945	0	1,162	1,376	15,068	1,827
21.1 Private passenger auto physical damage.....	4,658,883	4,747,287	0	2,076,675	2,588,371	2,386,290	(140,400)	5,294	10,783	7,667	507,023	112,152
21.2 Commercial auto physical damage.....	39,173	17,998	0	23,663	918	7,802	8,820	0	30	43	6,422	819
22. Aircraft (all perils).....	0	0	0	0	0	0	0	0	0	0	0	0
23. Fidelity.....	0	0	0	0	0	0	0	0	0	0	0	0
24. Surety.....	0	0	0	0	0	0	0	0	0	0	0	0
26. Burglary and theft.....	0	0	0	0	0	0	0	0	0	0	0	0
27. Boiler and machinery.....	0	0	0	0	0	0	0	0	0	0	0	0
28. Credit.....	0	0	0	0	0	0	0	0	0	0	0	0
30. Warranty.....	0	0	0	0	0	0	0	0	0	0	0	0
34. Aggregate write-ins for other lines of business.....	0	0	0	0	0	0	0	0	0	0	0	0
35. TOTALS (a).....	23,596,124	24,520,381	0	11,572,455	14,212,425	13,554,919	7,460,004	193,602	169,244	493,611	2,535,248	559,557

**DETAILS OF WRITE-INS**

3401. MISCELLANEOUS.....	0	0	0	0	0	0	0	0	0	0	0	0
3402. ....	0	0	0	0	0	0	0	0	0	0	0	0
3403. ....	0	0	0	0	0	0	0	0	0	0	0	0
3498. Summary of remaining write-ins for Line 34 from overflow page.....	0	0	0	0	0	0	0	0	0	0	0	0
3499. TOTALS (Lines 3401 through 3403 plus 3498) (Line 34 above).....	0	0	0	0	0	0	0	0	0	0	0	0

(a) Finance and service charges not included in Lines 1 to 35 \$ ...83,385.

(b) For health business on indicated lines report: Number of persons insured under PPO managed care products.....0 and number of persons insured under indemnity only products.....0.

**EXHIBIT OF PREMIUMS AND LOSSES (Statutory Page 14)**



NAIC Group Code.....241 NAIC Company Code....26298

BUSINESS IN THE STATE OF KANSAS DURING THE YEAR

19.KS

Line of Business	Gross Premiums, Including Policy and Membership Fees, Less Return Premiums and Premiums on Policies not Taken		3 Dividends Paid or Credited to Policyholders on Direct Business	4 Direct Unearned Premium Reserves	5 Direct Losses Paid (deducting salvage)	6 Direct Losses Incurred	7 Direct Losses Unpaid	8 Direct Defense and Cost Containment Expense Paid	9 Direct Defense and Cost Containment Expense Incurred	10 Direct Defense and Cost Containment Expense Unpaid	11 Commissions and Brokerage Expenses	12 Taxes, Licenses and Fees
	1 Direct Premiums Written	2 Direct Premiums Earned										
1. Fire.....	0	0	0	0	0	0	0	0	0	0	0	0
2.1 Allied lines.....	89,078	87,788	0	45,704	43,753	41,123	3,884	4,559	4,189	400	9,531	2,227
2.2 Multiple peril crop.....	0	0	0	0	0	0	0	0	0	0	0	0
2.3 Federal flood.....	28,016	34,454	0	17,983	22,413	22,413	0	1,390	1,390	0	4,142	728
2.4 Private crop.....	0	0	0	0	0	0	0	0	0	0	0	0
2.5 Private flood.....	0	0	0	0	0	0	0	0	0	0	0	0
3. Farmowners multiple peril.....	0	0	0	0	0	0	0	0	0	0	0	0
4. Homeowners multiple peril.....	11,978,873	11,299,628	112	6,165,543	6,725,566	6,395,608	871,788	2,513	(7,392)	23,804	1,307,603	378,505
5.1 Commercial multiple peril (non-liability portion).....	353	353	0	0	0	0	0	0	0	0	77	8
5.2 Commercial multiple peril (liability portion).....	472	472	0	0	0	0	0	0	0	0	102	11
6. Mortgage guaranty.....	0	0	0	0	0	0	0	0	0	0	0	0
8. Ocean marine.....	0	0	0	0	0	0	0	0	0	0	0	0
9. Inland marine.....	143,361	137,344	0	74,565	38,760	49,450	16,347	0	233	377	17,271	4,918
10. Financial guaranty.....	0	0	0	0	0	0	0	0	0	0	0	0
11. Medical professional liability.....	0	0	0	0	0	0	0	0	0	0	0	0
12. Earthquake.....	57,738	52,333	0	29,388	0	319	1,703	0	41	55	8,137	1,860
13. Group accident and health (b).....	0	0	0	0	0	0	0	0	0	0	0	0
14. Credit A&H (group and individual).....	0	0	0	0	0	0	0	0	0	0	0	0
15.1 Collectively renewable A&H (b).....	0	0	0	0	0	0	0	0	0	0	0	0
15.2 Non-cancelable A&H (b).....	0	0	0	0	0	0	0	0	0	0	0	0
15.3 Guaranteed renewable A&H (b).....	0	0	0	0	0	0	0	0	0	0	0	0
15.4 Non-renewable for stated reasons only (b).....	0	0	0	0	0	0	0	0	0	0	0	0
15.5 Other accident only.....	0	0	0	0	0	0	0	0	0	0	0	0
15.6 Medicare Title XVIII exempt from state taxes or fees.....	0	0	0	0	0	0	0	0	0	0	0	0
15.7 All other A&H (b).....	246,522	242,370	0	20,533	50,246	57,206	28,781	0	0	0	0	4,930
15.8 Federal employees health benefits plan premium.....	0	0	0	0	0	0	0	0	0	0	0	0
16. Workers' compensation.....	0	0	0	0	0	0	0	0	0	0	0	0
17.1 Other liability-occurrence.....	206,456	189,990	0	105,190	0	(62,453)	126,298	0	(316)	827	28,466	4,765
17.2 Other liability-claims-made.....	0	0	0	0	0	0	0	0	0	0	0	0
17.3 Excess workers' compensation.....	0	0	0	0	0	0	0	0	0	0	0	0
18. Products liability.....	0	0	0	0	0	0	0	0	0	0	0	0
19.1 Private passenger auto no-fault (personal injury protection).....	204,099	179,209	0	94,918	132,645	128,597	31,543	45	(2,985)	6,411	22,549	5,269
19.2 Other private passenger auto liability.....	1,604,352	1,488,253	0	713,216	570,132	978,337	876,944	2,661	38,871	68,491	176,172	41,408
19.3 Commercial auto no-fault (personal injury protection).....	0	0	0	0	0	0	0	0	0	0	0	0
19.4 Other commercial auto liability.....	0	0	0	0	0	0	0	0	0	0	0	0
21.1 Private passenger auto physical damage.....	1,796,327	1,682,382	0	774,994	927,699	968,811	83,587	946	(431)	(701)	202,123	46,594
21.2 Commercial auto physical damage.....	0	0	0	0	0	0	0	0	0	0	0	0
22. Aircraft (all perils).....	0	0	0	0	0	0	0	0	0	0	0	0
23. Fidelity.....	0	0	0	0	0	0	0	0	0	0	0	0
24. Surety.....	0	0	0	0	0	0	0	0	0	0	0	0
26. Burglary and theft.....	0	0	0	0	0	0	0	0	0	0	0	0
27. Boiler and machinery.....	0	0	0	0	0	0	0	0	0	0	0	0
28. Credit.....	0	0	0	0	0	0	0	0	0	0	0	0
30. Warranty.....	0	0	0	0	0	0	0	0	0	0	0	0
34. Aggregate write-ins for other lines of business.....	0	0	0	0	0	0	0	0	0	0	0	0
35. TOTALS (a).....	16,355,647	15,394,576	112	8,042,034	8,511,214	8,579,411	2,040,875	12,114	33,600	99,664	1,776,173	491,223

**DETAILS OF WRITE-INS**

3401. MISCELLANEOUS.....	0	0	0	0	0	0	0	0	0	0	0	0
3402. ....	0	0	0	0	0	0	0	0	0	0	0	0
3403. ....	0	0	0	0	0	0	0	0	0	0	0	0
3498. Summary of remaining write-ins for Line 34 from overflow page.....	0	0	0	0	0	0	0	0	0	0	0	0
3499. TOTALS (Lines 3401 through 3403 plus 3498) (Line 34 above).....	0	0	0	0	0	0	0	0	0	0	0	0

(a) Finance and service charges not included in Lines 1 to 35 \$.....0.

(b) For health business on indicated lines report: Number of persons insured under PPO managed care products.....0 and number of persons insured under indemnity only products.....0.

**EXHIBIT OF PREMIUMS AND LOSSES (Statutory Page 14)**



NAIC Group Code.....241 NAIC Company Code....26298

BUSINESS IN THE STATE OF KENTUCKY DURING THE YEAR

19.KY

Line of Business	Gross Premiums, Including Policy and Membership Fees, Less Return Premiums and Premiums on Policies not Taken		3 Dividends Paid or Credited to Policyholders on Direct Business	4 Direct Unearned Premium Reserves	5 Direct Losses Paid (deducting salvage)	6 Direct Losses Incurred	7 Direct Losses Unpaid	8 Direct Defense and Cost Containment Expense Paid	9 Direct Defense and Cost Containment Expense Incurred	10 Direct Defense and Cost Containment Expense Unpaid	11 Commissions and Brokerage Expenses	12 Taxes, Licenses and Fees
	1 Direct Premiums Written	2 Direct Premiums Earned										
1. Fire.....	0	0	0	0	0	0	0	0	0	0	0	0
2.1 Allied lines.....	0	0	0	0	0	0	0	0	0	0	0	0
2.2 Multiple peril crop.....	0	0	0	0	0	0	0	0	0	0	0	0
2.3 Federal flood.....	175,823	169,808	0	102,947	4,121	4,121	0	2,250	2,250	0	33,979	3,868
2.4 Private crop.....	0	0	0	0	0	0	0	0	0	0	0	0
2.5 Private flood.....	0	0	0	0	0	0	0	0	0	0	0	0
3. Farmowners multiple peril.....	0	0	0	0	0	0	0	0	0	0	0	0
4. Homeowners multiple peril.....	13,608,177	13,232,989	679	7,011,983	7,767,797	8,462,929	2,599,631	80,348	87,788	63,502	1,883,938	314,961
5.1 Commercial multiple peril (non-liability portion).....	0	0	0	0	0	0	0	0	0	0	0	0
5.2 Commercial multiple peril (liability portion).....	0	0	0	0	0	0	0	0	0	0	0	0
6. Mortgage guaranty.....	0	0	0	0	0	0	0	0	0	0	0	0
8. Ocean marine.....	0	0	0	0	0	0	0	0	0	0	0	0
9. Inland marine.....	449,800	434,105	0	226,357	187,542	115,407	19,923	0	(1,291)	581	66,311	10,430
10. Financial guaranty.....	0	0	0	0	0	0	0	0	0	0	0	0
11. Medical professional liability.....	0	0	0	0	0	0	0	0	0	0	0	0
12. Earthquake.....	505,181	493,910	0	253,679	0	1,530	18,087	0	311	594	76,958	11,739
13. Group accident and health (b).....	0	0	0	0	0	0	0	0	0	0	0	0
14. Credit A&H (group and individual).....	0	0	0	0	0	0	0	0	0	0	0	0
15.1 Collectively renewable A&H (b).....	0	0	0	0	0	0	0	0	0	0	0	0
15.2 Non-cancelable A&H (b).....	0	0	0	0	0	0	0	0	0	0	0	0
15.3 Guaranteed renewable A&H (b).....	0	0	0	0	0	0	0	0	0	0	0	0
15.4 Non-renewable for stated reasons only (b).....	0	0	0	0	0	0	0	0	0	0	0	0
15.5 Other accident only.....	0	0	0	0	0	0	0	0	0	0	0	0
15.6 Medicare Title XVIII exempt from state taxes or fees.....	0	0	0	0	0	0	0	0	0	0	0	0
15.7 All other A&H (b).....	0	0	0	0	0	0	0	0	0	0	0	0
15.8 Federal employees health benefits plan premium.....	0	0	0	0	0	0	0	0	0	0	0	0
16. Workers' compensation.....	0	0	0	0	0	0	0	0	0	0	0	0
17.1 Other liability-occurrence.....	965,047	910,670	56	486,259	0	561,235	1,103,318	0	3,917	7,226	145,211	19,855
17.2 Other liability-claims-made.....	0	0	0	0	0	0	0	0	0	0	0	0
17.3 Excess workers' compensation.....	0	0	0	0	0	0	0	0	0	0	0	0
18. Products liability.....	0	0	0	0	0	0	0	0	0	0	0	0
19.1 Private passenger auto no-fault (personal injury protection).....	1,142,983	1,108,161	0	507,082	700,430	721,372	29,667	473	4,220	6,028	154,244	24,636
19.2 Other private passenger auto liability.....	7,442,167	7,007,204	0	3,491,388	5,266,123	5,946,569	7,580,454	300,722	354,541	637,412	1,009,572	160,299
19.3 Commercial auto no-fault (personal injury protection).....	0	0	0	0	0	0	0	0	0	0	0	0
19.4 Other commercial auto liability.....	0	0	0	0	0	0	0	0	0	0	0	0
21.1 Private passenger auto physical damage.....	6,866,091	6,429,645	0	3,273,042	3,144,240	3,118,118	(6,012)	5,898	8,231	3,912	947,493	148,238
21.2 Commercial auto physical damage.....	0	0	0	0	0	0	0	0	0	0	0	0
22. Aircraft (all perils).....	0	0	0	0	0	0	0	0	0	0	0	0
23. Fidelity.....	0	0	0	0	0	0	0	0	0	0	0	0
24. Surety.....	0	0	0	0	0	0	0	0	0	0	0	0
26. Burglary and theft.....	0	0	0	0	0	0	0	0	0	0	0	0
27. Boiler and machinery.....	0	0	0	0	0	0	0	0	0	0	0	0
28. Credit.....	0	0	0	0	0	0	0	0	0	0	0	0
30. Warranty.....	0	0	0	0	0	0	0	0	0	0	0	0
34. Aggregate write-ins for other lines of business.....	0	0	0	0	0	0	0	0	0	0	0	0
35. TOTALS (a).....	31,155,269	29,786,492	735	15,352,737	17,070,253	18,931,281	11,345,068	389,691	459,967	719,255	4,317,706	694,026

**DETAILS OF WRITE-INS**

3401. MISCELLANEOUS.....	0	0	0	0	0	0	0	0	0	0	0	0
3402. ....	0	0	0	0	0	0	0	0	0	0	0	0
3403. ....	0	0	0	0	0	0	0	0	0	0	0	0
3498. Summary of remaining write-ins for Line 34 from overflow page.....	0	0	0	0	0	0	0	0	0	0	0	0
3499. TOTALS (Lines 3401 through 3403 plus 3498) (Line 34 above).....	0	0	0	0	0	0	0	0	0	0	0	0

(a) Finance and service charges not included in Lines 1 to 35 \$.....0.

(b) For health business on indicated lines report: Number of persons insured under PPO managed care products.....0 and number of persons insured under indemnity only products.....0.

**EXHIBIT OF PREMIUMS AND LOSSES (Statutory Page 14)**



NAIC Group Code.....241 NAIC Company Code....26298

BUSINESS IN THE STATE OF LOUISIANA DURING THE YEAR

19.LA

Line of Business	Gross Premiums, Including Policy and Membership Fees, Less Return Premiums and Premiums on Policies not Taken		3 Dividends Paid or Credited to Policyholders on Direct Business	4 Direct Unearned Premium Reserves	5 Direct Losses Paid (deducting salvage)	6 Direct Losses Incurred	7 Direct Losses Unpaid	8 Direct Defense and Cost Containment Expense Paid	9 Direct Defense and Cost Containment Expense Incurred	10 Direct Defense and Cost Containment Expense Unpaid	11 Commissions and Brokerage Expenses	12 Taxes, Licenses and Fees
	1 Direct Premiums Written	2 Direct Premiums Earned										
1. Fire.....	0	0	0	0	0	0	0	0	0	0	0	0
2.1 Allied lines.....	0	0	0	0	0	0	0	0	0	0	0	0
2.2 Multiple peril crop.....	0	0	0	0	0	0	0	0	0	0	0	0
2.3 Federal flood.....	433,780	415,602	0	279,328	2,866,902	299,577	30,000	116,981	116,981	0	44,688	16,917
2.4 Private crop.....	0	0	0	0	0	0	0	0	0	0	0	0
2.5 Private flood.....	0	0	0	0	0	0	0	0	0	0	0	0
3. Farmowners multiple peril.....	0	0	0	0	0	0	0	0	0	0	0	0
4. Homeowners multiple peril.....	14,737,699	14,378,184	270	7,586,111	7,465,840	7,114,909	1,488,944	36,558	41,386	52,896	1,347,352	801,043
5.1 Commercial multiple peril (non-liability portion).....	0	0	0	0	0	0	0	0	0	0	0	0
5.2 Commercial multiple peril (liability portion).....	0	0	0	0	0	0	0	0	0	0	0	0
6. Mortgage guaranty.....	0	0	0	0	0	0	0	0	0	0	0	0
8. Ocean marine.....	0	0	0	0	0	0	0	0	0	0	0	0
9. Inland marine.....	277,948	275,714	0	139,273	45,328	46,273	9,240	0	57	289	31,917	15,608
10. Financial guaranty.....	0	0	0	0	0	0	0	0	0	0	0	0
11. Medical professional liability.....	0	0	0	0	0	0	0	0	0	0	0	0
12. Earthquake.....	6,263	6,155	0	3,035	0	3	215	0	7	7	729	345
13. Group accident and health (b).....	0	0	0	0	0	0	0	0	0	0	0	0
14. Credit A&H (group and individual).....	0	0	0	0	0	0	0	0	0	0	0	0
15.1 Collectively renewable A&H (b).....	0	0	0	0	0	0	0	0	0	0	0	0
15.2 Non-cancelable A&H (b).....	0	0	0	0	0	0	0	0	0	0	0	0
15.3 Guaranteed renewable A&H (b).....	0	0	0	0	0	0	0	0	0	0	0	0
15.4 Non-renewable for stated reasons only (b).....	0	0	0	0	0	0	0	0	0	0	0	0
15.5 Other accident only.....	0	0	0	0	0	0	0	0	0	0	0	0
15.6 Medicare Title XVIII exempt from state taxes or fees.....	0	0	0	0	0	0	0	0	0	0	0	0
15.7 All other A&H (b).....	0	0	0	0	0	0	0	0	0	0	0	0
15.8 Federal employees health benefits plan premium.....	0	0	0	0	0	0	0	0	0	0	0	0
16. Workers' compensation.....	0	0	0	0	0	0	0	0	0	0	0	0
17.1 Other liability-occurrence.....	726,801	668,248	0	360,252	1,625,000	624,794	970,354	10,742	5,007	6,356	100,935	25,462
17.2 Other liability-claims-made.....	0	0	0	0	0	0	0	0	0	0	0	0
17.3 Excess workers' compensation.....	0	0	0	0	0	0	0	0	0	0	0	0
18. Products liability.....	0	0	0	0	0	0	0	0	0	0	0	0
19.1 Private passenger auto no-fault (personal injury protection).....	0	0	0	0	0	0	0	0	0	0	0	0
19.2 Other private passenger auto liability.....	12,793,566	11,691,765	0	5,641,884	8,702,648	10,679,937	9,921,126	563,853	722,014	820,051	1,492,425	513,438
19.3 Commercial auto no-fault (personal injury protection).....	0	0	0	0	0	0	0	0	0	0	0	0
19.4 Other commercial auto liability.....	0	0	0	0	0	0	0	0	0	0	0	0
21.1 Private passenger auto physical damage.....	10,430,544	9,867,794	0	4,518,137	5,144,166	4,749,801	47,222	8,272	7,334	1,899	1,232,378	419,279
21.2 Commercial auto physical damage.....	0	0	0	0	0	0	0	0	0	0	0	0
22. Aircraft (all perils).....	0	0	0	0	0	0	0	0	0	0	0	0
23. Fidelity.....	0	0	0	0	0	0	0	0	0	0	0	0
24. Surety.....	0	0	0	0	0	0	0	0	0	0	0	0
26. Burglary and theft.....	0	0	0	0	0	0	0	0	0	0	0	0
27. Boiler and machinery.....	0	0	0	0	0	0	0	0	0	0	0	0
28. Credit.....	0	0	0	0	0	0	0	0	0	0	0	0
30. Warranty.....	0	0	0	0	0	0	0	0	0	0	0	0
34. Aggregate write-ins for other lines of business.....	0	0	0	0	0	0	0	0	0	0	0	0
35. TOTALS (a).....	39,406,601	37,303,462	270	18,528,020	25,849,884	23,515,294	12,467,101	736,406	892,786	881,498	4,250,424	1,792,092

**DETAILS OF WRITE-INS**

3401. MISCELLANEOUS.....	0	0	0	0	0	0	0	0	0	0	0	0
3402. ....	0	0	0	0	0	0	0	0	0	0	0	0
3403. ....	0	0	0	0	0	0	0	0	0	0	0	0
3498. Summary of remaining write-ins for Line 34 from overflow page.....	0	0	0	0	0	0	0	0	0	0	0	0
3499. TOTALS (Lines 3401 through 3403 plus 3498) (Line 34 above).....	0	0	0	0	0	0	0	0	0	0	0	0

(a) Finance and service charges not included in Lines 1 to 35 \$...84,809.

(b) For health business on indicated lines report: Number of persons insured under PPO managed care products.....0 and number of persons insured under indemnity only products.....0.

**EXHIBIT OF PREMIUMS AND LOSSES (Statutory Page 14)**



NAIC Group Code.....241 NAIC Company Code....26298

BUSINESS IN THE STATE OF MASSACHUSETTS DURING THE YEAR

Line of Business	Gross Premiums, Including Policy and Membership Fees, Less Return Premiums and Premiums on Policies not Taken		3 Dividends Paid or Credited to Policyholders on Direct Business	4 Direct Unearned Premium Reserves	5 Direct Losses Paid (deducting salvage)	6 Direct Losses Incurred	7 Direct Losses Unpaid	8 Direct Defense and Cost Containment Expense Paid	9 Direct Defense and Cost Containment Expense Incurred	10 Direct Defense and Cost Containment Expense Unpaid	11 Commissions and Brokerage Expenses	12 Taxes, Licenses and Fees
	1 Direct Premiums Written	2 Direct Premiums Earned										
1. Fire.....	5,073,303	5,144,171	0	2,538,893	1,972,891	1,827,285	1,245,889	302,906	290,622	172,016	1,086,403	142,052
2.1 Allied lines.....	0	0	0	0	0	0	0	0	0	0	0	0
2.2 Multiple peril crop.....	0	0	0	0	0	0	0	0	0	0	0	0
2.3 Federal flood.....	550,449	538,729	0	327,805	49,297	50,621	1,324	3,790	3,790	0	54,174	12,550
2.4 Private crop.....	0	0	0	0	0	0	0	0	0	0	0	0
2.5 Private flood.....	0	0	0	0	0	0	0	0	0	0	0	0
3. Farmowners multiple peril.....	0	0	0	0	0	0	0	0	0	0	0	0
4. Homeowners multiple peril.....	54,273,615	54,365,678	214,690	28,704,683	16,729,704	17,067,573	8,072,358	299,978	287,778	264,449	2,337,126	1,398,359
5.1 Commercial multiple peril (non-liability portion).....	0	0	0	0	0	0	0	0	0	0	0	0
5.2 Commercial multiple peril (liability portion).....	0	0	0	0	0	0	0	0	0	0	0	0
6. Mortgage guaranty.....	0	0	0	0	0	0	0	0	0	0	0	0
8. Ocean marine.....	0	0	0	0	0	0	0	0	0	0	0	0
9. Inland marine.....	1,804,047	1,823,321	1,209	940,701	401,221	379,464	319,825	10,700	7,888	17,541	75,708	56,788
10. Financial guaranty.....	0	0	0	0	0	0	0	0	0	0	0	0
11. Medical professional liability.....	0	0	0	0	0	0	0	0	0	0	0	0
12. Earthquake.....	161,710	163,378	0	84,918	0	1,081	8,704	0	152	286	6,795	4,572
13. Group accident and health (b).....	0	0	0	0	0	0	0	0	0	0	0	0
14. Credit A&H (group and individual).....	0	0	0	0	0	0	0	0	0	0	0	0
15.1 Collectively renewable A&H (b).....	0	0	0	0	0	0	0	0	0	0	0	0
15.2 Non-cancelable A&H (b).....	0	0	0	0	0	0	0	0	0	0	0	0
15.3 Guaranteed renewable A&H (b).....	0	0	0	0	0	0	0	0	0	0	0	0
15.4 Non-renewable for stated reasons only (b).....	0	0	0	0	0	0	0	0	0	0	0	0
15.5 Other accident only.....	0	0	0	0	0	0	0	0	0	0	0	0
15.6 Medicare Title XVIII exempt from state taxes or fees.....	0	0	0	0	0	0	0	0	0	0	0	0
15.7 All other A&H (b).....	3,039,906	3,011,164	0	253,589	889,480	858,967	253,968	0	0	0	0	69,310
15.8 Federal employees health benefits plan premium.....	0	0	0	0	0	0	0	0	0	0	0	0
16. Workers' compensation.....	0	0	0	0	0	0	0	0	0	0	0	0
17.1 Other liability-occurrence.....	3,177,232	3,024,167	24,201	1,573,653	90,000	407,789	3,810,022	2,646	6,145	24,954	130,948	77,669
17.2 Other liability-claims-made.....	0	0	0	0	0	0	0	0	0	0	0	0
17.3 Excess workers' compensation.....	0	0	0	0	0	0	0	0	0	0	0	0
18. Products liability.....	0	0	0	0	0	0	0	0	0	0	0	0
19.1 Private passenger auto no-fault (personal injury protection).....	9,566,310	9,526,235	12,397	4,856,246	5,227,891	5,234,226	(2,419,938)	2,148,241	2,300,722	(491,766)	531,560	250,689
19.2 Other private passenger auto liability.....	103,706,213	104,545,811	137,057	52,021,886	64,667,169	61,660,360	63,361,905	1,354,115	1,235,344	4,784,762	5,750,395	2,713,814
19.3 Commercial auto no-fault (personal injury protection).....	0	0	0	0	0	0	0	0	0	0	0	0
19.4 Other commercial auto liability.....	0	0	0	0	0	0	0	0	0	0	0	0
21.1 Private passenger auto physical damage.....	101,170,140	100,759,128	129,627	50,134,036	53,004,200	54,352,529	(2,780,359)	390,576	433,803	151,490	5,451,672	2,647,152
21.2 Commercial auto physical damage.....	0	0	0	0	0	0	0	0	0	0	0	0
22. Aircraft (all perils).....	0	0	0	0	0	0	0	0	0	0	0	0
23. Fidelity.....	0	0	0	0	0	0	0	0	0	0	0	0
24. Surety.....	0	0	0	0	0	0	0	0	0	0	0	0
26. Burglary and theft.....	0	0	0	0	0	0	0	0	0	0	0	0
27. Boiler and machinery.....	0	0	0	0	0	0	0	0	0	0	0	0
28. Credit.....	0	0	0	0	0	0	0	0	0	0	0	0
30. Warranty.....	0	0	0	0	0	0	0	0	0	0	0	0
34. Aggregate write-ins for other lines of business.....	0	0	0	0	0	0	0	0	0	0	0	0
35. TOTALS (a).....	282,522,925	282,901,782	519,181	141,436,410	143,031,853	141,839,895	71,873,698	4,512,952	4,566,244	4,923,732	15,424,781	7,372,955

19.MA

**DETAILS OF WRITE-INS**

3401. MISCELLANEOUS.....	0	0	0	0	0	0	0	0	0	0	0	0
3402. ....	0	0	0	0	0	0	0	0	0	0	0	0
3403. ....	0	0	0	0	0	0	0	0	0	0	0	0
3498. Summary of remaining write-ins for Line 34 from overflow page.....	0	0	0	0	0	0	0	0	0	0	0	0
3499. TOTALS (Lines 3401 through 3403 plus 3498) (Line 34 above).....	0	0	0	0	0	0	0	0	0	0	0	0

(a) Finance and service charges not included in Lines 1 to 35 \$...636,918.

(b) For health business on indicated lines report: Number of persons insured under PPO managed care products.....0 and number of persons insured under indemnity only products.....0.

**EXHIBIT OF PREMIUMS AND LOSSES (Statutory Page 14)**



NAIC Group Code.....241 NAIC Company Code....26298

BUSINESS IN THE STATE OF MARYLAND DURING THE YEAR

Line of Business	Gross Premiums, Including Policy and Membership Fees, Less Return Premiums and Premiums on Policies not Taken		3 Dividends Paid or Credited to Policyholders on Direct Business	4 Direct Unearned Premium Reserves	5 Direct Losses Paid (deducting salvage)	6 Direct Losses Incurred	7 Direct Losses Unpaid	8 Direct Defense and Cost Containment Expense Paid	9 Direct Defense and Cost Containment Expense Incurred	10 Direct Defense and Cost Containment Expense Unpaid	11 Commissions and Brokerage Expenses	12 Taxes, Licenses and Fees
	1 Direct Premiums Written	2 Direct Premiums Earned										
1. Fire.....	0	0	0	0	0	0	0	0	0	0	0	0
2.1 Allied lines.....	0	0	0	0	0	0	0	0	0	0	0	0
2.2 Multiple peril crop.....	0	0	0	0	0	0	0	0	0	0	0	0
2.3 Federal flood.....	95,383	94,909	0	58,778	0	0	0	0	0	0	14,177	1,908
2.4 Private crop.....	0	0	0	0	0	0	0	0	0	0	0	0
2.5 Private flood.....	0	0	0	0	0	0	0	0	0	0	0	0
3. Farmowners multiple peril.....	0	0	0	0	0	0	0	0	0	0	0	0
4. Homeowners multiple peril.....	6,287,533	6,432,220	251	3,262,358	3,290,961	3,083,782	870,011	17,232	11,294	25,413	356,685	140,194
5.1 Commercial multiple peril (non-liability portion).....	28,965	27,573	0	15,331	0	4,317	17,119	0	180	713	6,103	679
5.2 Commercial multiple peril (liability portion).....	36,719	33,491	0	15,933	7,247	20,727	25,847	0	870	3,962	7,784	858
6. Mortgage guaranty.....	0	0	0	0	0	0	0	0	0	0	0	0
8. Ocean marine.....	0	0	0	0	0	0	0	0	0	0	0	0
9. Inland marine.....	107,539	107,975	0	52,447	49,139	51,216	7,477	0	78	217	6,461	2,669
10. Financial guaranty.....	0	0	0	0	0	0	0	0	0	0	0	0
11. Medical professional liability.....	0	0	0	0	0	0	0	0	0	0	0	0
12. Earthquake.....	3,983	3,935	0	1,974	0	16	219	0	7	7	285	90
13. Group accident and health (b).....	0	0	0	0	0	0	0	0	0	0	0	0
14. Credit A&H (group and individual).....	0	0	0	0	0	0	0	0	0	0	0	0
15.1 Collectively renewable A&H (b).....	0	0	0	0	0	0	0	0	0	0	0	0
15.2 Non-cancelable A&H (b).....	0	0	0	0	0	0	0	0	0	0	0	0
15.3 Guaranteed renewable A&H (b).....	0	0	0	0	0	0	0	0	0	0	0	0
15.4 Non-renewable for stated reasons only (b).....	0	0	0	0	0	0	0	0	0	0	0	0
15.5 Other accident only.....	0	0	0	0	0	0	0	0	0	0	0	0
15.6 Medicare Title XVIII exempt from state taxes or fees.....	0	0	0	0	0	0	0	0	0	0	0	0
15.7 All other A&H (b).....	0	0	0	0	0	0	0	0	0	0	0	0
15.8 Federal employees health benefits plan premium.....	0	0	0	0	0	0	0	0	0	0	0	0
16. Workers' compensation.....	0	0	0	0	0	0	0	0	0	0	0	0
17.1 Other liability-occurrence.....	220,124	219,451	234	110,049	0	29,070	167,033	0	262	1,094	11,904	4,110
17.2 Other liability-claims-made.....	0	0	0	0	0	0	0	0	0	0	0	0
17.3 Excess workers' compensation.....	0	0	0	0	0	0	0	0	0	0	0	0
18. Products liability.....	0	0	0	0	0	0	0	0	0	0	0	0
19.1 Private passenger auto no-fault (personal injury protection).....	8,969	8,499	0	2,194	0	80	618	0	(12)	126	33	184
19.2 Other private passenger auto liability.....	72,483	69,823	0	16,836	8,102	24,176	24,994	0	1,458	2,088	641	1,540
19.3 Commercial auto no-fault (personal injury protection).....	0	0	0	0	0	0	0	0	0	0	0	0
19.4 Other commercial auto liability.....	0	0	0	0	0	0	0	0	0	0	0	0
21.1 Private passenger auto physical damage.....	64,624	62,182	0	15,347	29,406	26,379	(3,068)	256	346	98	245	1,344
21.2 Commercial auto physical damage.....	0	0	0	0	0	0	0	0	0	0	0	0
22. Aircraft (all perils).....	0	0	0	0	0	0	0	0	0	0	0	0
23. Fidelity.....	0	0	0	0	0	0	0	0	0	0	0	0
24. Surety.....	0	0	0	0	0	0	0	0	0	0	0	0
26. Burglary and theft.....	0	0	0	0	0	0	0	0	0	0	0	0
27. Boiler and machinery.....	0	0	0	0	0	0	0	0	0	0	0	0
28. Credit.....	0	0	0	0	0	0	0	0	0	0	0	0
30. Warranty.....	0	0	0	0	0	0	0	0	0	0	0	0
34. Aggregate write-ins for other lines of business.....	0	0	0	0	0	0	0	0	0	0	0	0
35. TOTALS (a).....	6,926,322	7,060,058	485	3,551,247	3,384,855	3,239,763	1,110,250	17,488	14,483	33,718	404,318	153,576

**DETAILS OF WRITE-INS**

3401. MISCELLANEOUS.....	0	0	0	0	0	0	0	0	0	0	0	0
3402. ....	0	0	0	0	0	0	0	0	0	0	0	0
3403. ....	0	0	0	0	0	0	0	0	0	0	0	0
3498. Summary of remaining write-ins for Line 34 from overflow page.....	0	0	0	0	0	0	0	0	0	0	0	0
3499. TOTALS (Lines 3401 through 3403 plus 3498) (Line 34 above).....	0	0	0	0	0	0	0	0	0	0	0	0

(a) Finance and service charges not included in Lines 1 to 35 \$...6,962.

(b) For health business on indicated lines report: Number of persons insured under PPO managed care products.....0 and number of persons insured under indemnity only products.....0.

19.MD

**EXHIBIT OF PREMIUMS AND LOSSES (Statutory Page 14)**



NAIC Group Code.....241 NAIC Company Code....26298

BUSINESS IN THE STATE OF MAINE DURING THE YEAR

Line of Business	Gross Premiums, Including Policy and Membership Fees, Less Return Premiums and Premiums on Policies not Taken		3 Dividends Paid or Credited to Policyholders on Direct Business	4 Direct Unearned Premium Reserves	5 Direct Losses Paid (deducting salvage)	6 Direct Losses Incurred	7 Direct Losses Unpaid	8 Direct Defense and Cost Containment Expense Paid	9 Direct Defense and Cost Containment Expense Incurred	10 Direct Defense and Cost Containment Expense Unpaid	11 Commissions and Brokerage Expenses	12 Taxes, Licenses and Fees
	1 Direct Premiums Written	2 Direct Premiums Earned										
1. Fire.....	0	0	0	0	0	0	0	0	0	0	0	0
2.1 Allied lines.....	0	0	0	0	0	0	0	0	0	0	0	0
2.2 Multiple peril crop.....	0	0	0	0	0	0	0	0	0	0	0	0
2.3 Federal flood.....	127,148	118,151	0	77,820	14,899	14,899	0	1,200	1,200	0	23,930	2,924
2.4 Private crop.....	0	0	0	0	0	0	0	0	0	0	0	0
2.5 Private flood.....	0	0	0	0	0	0	0	0	0	0	0	0
3. Farmowners multiple peril.....	0	0	0	0	0	0	0	0	0	0	0	0
4. Homeowners multiple peril.....	13,945,784	13,547,188	4,904	7,403,833	6,780,946	8,654,383	3,468,992	26,657	75,592	98,462	1,213,469	426,176
5.1 Commercial multiple peril (non-liability portion).....	0	0	0	0	0	0	0	0	0	0	0	0
5.2 Commercial multiple peril (liability portion).....	0	0	0	0	0	0	0	0	0	0	0	0
6. Mortgage guaranty.....	0	0	0	0	0	0	0	0	0	0	0	0
8. Ocean marine.....	0	0	0	0	0	0	0	0	0	0	0	0
9. Inland marine.....	308,780	302,953	108	149,778	132,607	150,495	31,736	0	687	999	22,171	7,779
10. Financial guaranty.....	0	0	0	0	0	0	0	0	0	0	0	0
11. Medical professional liability.....	0	0	0	0	0	0	0	0	0	0	0	0
12. Earthquake.....	17,756	16,696	0	9,718	0	1,180	1,739	0	54	57	1,842	553
13. Group accident and health (b).....	0	0	0	0	0	0	0	0	0	0	0	0
14. Credit A&H (group and individual).....	0	0	0	0	0	0	0	0	0	0	0	0
15.1 Collectively renewable A&H (b).....	0	0	0	0	0	0	0	0	0	0	0	0
15.2 Non-cancelable A&H (b).....	0	0	0	0	0	0	0	0	0	0	0	0
15.3 Guaranteed renewable A&H (b).....	0	0	0	0	0	0	0	0	0	0	0	0
15.4 Non-renewable for stated reasons only (b).....	0	0	0	0	0	0	0	0	0	0	0	0
15.5 Other accident only.....	0	0	0	0	0	0	0	0	0	0	0	0
15.6 Medicare Title XVIII exempt from state taxes or fees.....	0	0	0	0	0	0	0	0	0	0	0	0
15.7 All other A&H (b).....	0	0	0	0	0	0	0	0	0	0	0	0
15.8 Federal employees health benefits plan premium.....	0	0	0	0	0	0	0	0	0	0	0	0
16. Workers' compensation.....	0	0	0	0	0	0	0	0	0	0	0	0
17.1 Other liability-occurrence.....	397,860	381,081	442	202,525	0	60,017	277,853	0	502	1,820	36,306	4,534
17.2 Other liability-claims-made.....	0	0	0	0	0	0	0	0	0	0	0	0
17.3 Excess workers' compensation.....	0	0	0	0	0	0	0	0	0	0	0	0
18. Products liability.....	0	0	0	0	0	0	0	0	0	0	0	0
19.1 Private passenger auto no-fault (personal injury protection).....	0	0	0	0	0	0	0	0	0	0	0	0
19.2 Other private passenger auto liability.....	7,427,542	7,104,251	16	3,602,796	3,739,990	4,744,258	5,238,070	119,479	201,738	428,999	701,293	173,509
19.3 Commercial auto no-fault (personal injury protection).....	0	0	0	0	0	0	0	0	0	0	0	0
19.4 Other commercial auto liability.....	0	0	0	0	0	0	0	0	0	0	0	0
21.1 Private passenger auto physical damage.....	7,724,825	7,324,309	16	3,765,596	3,579,465	3,828,611	236,312	7,624	4,111	(581)	723,520	180,623
21.2 Commercial auto physical damage.....	0	0	0	0	0	0	0	0	0	0	0	0
22. Aircraft (all perils).....	0	0	0	0	0	0	0	0	0	0	0	0
23. Fidelity.....	0	0	0	0	0	0	0	0	0	0	0	0
24. Surety.....	0	0	0	0	0	0	0	0	0	0	0	0
26. Burglary and theft.....	0	0	0	0	0	0	0	0	0	0	0	0
27. Boiler and machinery.....	0	0	0	0	0	0	0	0	0	0	0	0
28. Credit.....	0	0	0	0	0	0	0	0	0	0	0	0
30. Warranty.....	0	0	0	0	0	0	0	0	0	0	0	0
34. Aggregate write-ins for other lines of business.....	0	0	0	0	0	0	0	0	0	0	0	0
35. TOTALS (a).....	29,949,695	28,794,629	5,486	15,212,066	14,247,907	17,453,843	9,254,702	154,960	283,884	529,756	2,722,531	796,098

**DETAILS OF WRITE-INS**

3401. MISCELLANEOUS.....	0	0	0	0	0	0	0	0	0	0	0	0
3402. ....	0	0	0	0	0	0	0	0	0	0	0	0
3403. ....	0	0	0	0	0	0	0	0	0	0	0	0
3498. Summary of remaining write-ins for Line 34 from overflow page.....	0	0	0	0	0	0	0	0	0	0	0	0
3499. TOTALS (Lines 3401 through 3403 plus 3498) (Line 34 above).....	0	0	0	0	0	0	0	0	0	0	0	0

(a) Finance and service charges not included in Lines 1 to 35 \$....118,580.

(b) For health business on indicated lines report: Number of persons insured under PPO managed care products.....0 and number of persons insured under indemnity only products.....0.

19.ME



**EXHIBIT OF PREMIUMS AND LOSSES (Statutory Page 14)**



NAIC Group Code.....241 NAIC Company Code....26298

BUSINESS IN THE STATE OF MICHIGAN DURING THE YEAR

19 MI

Line of Business	Gross Premiums, Including Policy and Membership Fees, Less Return Premiums and Premiums on Policies not Taken		3 Dividends Paid or Credited to Policyholders on Direct Business	4 Direct Unearned Premium Reserves	5 Direct Losses Paid (deducting salvage)	6 Direct Losses Incurred	7 Direct Losses Unpaid	8 Direct Defense and Cost Containment Expense Paid	9 Direct Defense and Cost Containment Expense Incurred	10 Direct Defense and Cost Containment Expense Unpaid	11 Commissions and Brokerage Expenses	12 Taxes, Licenses and Fees
	1 Direct Premiums Written	2 Direct Premiums Earned										
1. Fire.....	0	0	0	0	0	0	0	0	0	0	0	0
2.1 Allied lines.....	0	0	0	0	0	0	0	0	0	0	0	0
2.2 Multiple peril crop.....	0	0	0	0	0	0	0	0	0	0	0	0
2.3 Federal flood.....	23,898	28,834	0	10,308	0	0	0	0	0	0	2,151	693
2.4 Private crop.....	0	0	0	0	0	0	0	0	0	0	0	0
2.5 Private flood.....	0	0	0	0	0	0	0	0	0	0	0	0
3. Farmowners multiple peril.....	0	0	0	0	0	0	0	0	0	0	0	0
4. Homeowners multiple peril.....	2,238,933	2,271,890	251	1,152,386	1,209,761	1,526,054	584,575	58,101	58,757	13,106	62,729	64,907
5.1 Commercial multiple peril (non-liability portion).....	172,132	136,687	0	73,077	36,244	49,541	52,463	0	(488)	1,144	34,566	3,974
5.2 Commercial multiple peril (liability portion).....	71,494	49,004	0	30,098	28,540	40,480	20,829	0	1,735	3,957	14,277	1,650
6. Mortgage guaranty.....	0	0	0	0	0	0	0	0	0	0	0	0
8. Ocean marine.....	0	0	0	0	0	0	0	0	0	0	0	0
9. Inland marine.....	90,036	90,640	16	43,246	40,463	39,503	3,557	0	(6)	108	4,450	2,039
10. Financial guaranty.....	0	0	0	0	0	0	0	0	0	0	0	0
11. Medical professional liability.....	0	0	0	0	0	0	0	0	0	0	0	0
12. Earthquake.....	547	653	0	191	0	(7)	29	0	1	1	33	17
13. Group accident and health (b).....	0	0	0	0	0	0	0	0	0	0	0	0
14. Credit A&H (group and individual).....	0	0	0	0	0	0	0	0	0	0	0	0
15.1 Collectively renewable A&H (b).....	0	0	0	0	0	0	0	0	0	0	0	0
15.2 Non-cancelable A&H (b).....	0	0	0	0	0	0	0	0	0	0	0	0
15.3 Guaranteed renewable A&H (b).....	0	0	0	0	0	0	0	0	0	0	0	0
15.4 Non-renewable for stated reasons only (b).....	0	0	0	0	0	0	0	0	0	0	0	0
15.5 Other accident only.....	0	0	0	0	0	0	0	0	0	0	0	0
15.6 Medicare Title XVIII exempt from state taxes or fees.....	0	0	0	0	0	0	0	0	0	0	0	0
15.7 All other A&H (b).....	0	0	0	0	0	0	0	0	0	0	0	0
15.8 Federal employees health benefits plan premium.....	0	0	0	0	0	0	0	0	0	0	0	0
16. Workers' compensation.....	0	0	0	0	0	0	0	0	0	0	0	0
17.1 Other liability-occurrence.....	485,832	473,866	44	251,407	0	67,722	1,349,382	0	971	8,838	45,455	8,627
17.2 Other liability-claims-made.....	0	0	0	0	0	0	0	0	0	0	0	0
17.3 Excess workers' compensation.....	0	0	0	0	0	0	0	0	0	0	0	0
18. Products liability.....	0	0	0	0	0	0	0	0	0	0	0	0
19.1 Private passenger auto no-fault (personal injury protection).....	192,910	200,723	0	43,540	460,377	588,056	8,637,411	40,208	(464,018)	1,755,255	3,576	4,269
19.2 Other private passenger auto liability.....	42,750	45,117	0	11,056	1,000	(2,245)	5,082	2,975	2,914	438	963	925
19.3 Commercial auto no-fault (personal injury protection).....	0	0	0	0	0	0	0	0	0	0	0	0
19.4 Other commercial auto liability.....	0	0	0	0	0	0	0	0	0	0	0	0
21.1 Private passenger auto physical damage.....	150,260	157,528	0	41,247	55,110	51,677	6,190	0	(92)	(174)	2,952	3,294
21.2 Commercial auto physical damage.....	0	0	0	0	0	0	0	0	0	0	0	0
22. Aircraft (all perils).....	0	0	0	0	0	0	0	0	0	0	0	0
23. Fidelity.....	0	0	0	0	0	0	0	0	0	0	0	0
24. Surety.....	0	0	0	0	0	0	0	0	0	0	0	0
26. Burglary and theft.....	0	0	0	0	0	0	0	0	0	0	0	0
27. Boiler and machinery.....	0	0	0	0	0	0	0	0	0	0	0	0
28. Credit.....	0	0	0	0	0	0	0	0	0	0	0	0
30. Warranty.....	0	0	0	0	0	0	0	0	0	0	0	0
34. Aggregate write-ins for other lines of business.....	0	0	0	0	0	0	0	0	0	0	0	0
35. TOTALS (a).....	3,468,792	3,454,942	311	1,656,556	1,831,495	2,360,781	10,659,518	101,284	(400,226)	1,782,673	171,152	90,395

**DETAILS OF WRITE-INS**

3401. MISCELLANEOUS.....	0	0	0	0	0	0	0	0	0	0	0	0
3402. ....	0	0	0	0	0	0	0	0	0	0	0	0
3403. ....	0	0	0	0	0	0	0	0	0	0	0	0
3498. Summary of remaining write-ins for Line 34 from overflow page.....	0	0	0	0	0	0	0	0	0	0	0	0
3499. TOTALS (Lines 3401 through 3403 plus 3498) (Line 34 above).....	0	0	0	0	0	0	0	0	0	0	0	0

(a) Finance and service charges not included in Lines 1 to 35 \$...9,369.

(b) For health business on indicated lines report: Number of persons insured under PPO managed care products.....0 and number of persons insured under indemnity only products.....0.

**EXHIBIT OF PREMIUMS AND LOSSES (Statutory Page 14)**



NAIC Group Code.....241 NAIC Company Code....26298

BUSINESS IN THE STATE OF MINNESOTA DURING THE YEAR

19.MN

Line of Business	Gross Premiums, Including Policy and Membership Fees, Less Return Premiums and Premiums on Policies not Taken		3 Dividends Paid or Credited to Policyholders on Direct Business	4 Direct Unearned Premium Reserves	5 Direct Losses Paid (deducting salvage)	6 Direct Losses Incurred	7 Direct Losses Unpaid	8 Direct Defense and Cost Containment Expense Paid	9 Direct Defense and Cost Containment Expense Incurred	10 Direct Defense and Cost Containment Expense Unpaid	11 Commissions and Brokerage Expenses	12 Taxes, Licenses and Fees
	1 Direct Premiums Written	2 Direct Premiums Earned										
1. Fire.....	0	0	0	0	0	0	0	0	0	0	0	0
2.1 Allied lines.....	0	0	0	0	0	0	0	0	0	0	0	0
2.2 Multiple peril crop.....	0	0	0	0	0	0	0	0	0	0	0	0
2.3 Federal flood.....	47,985	58,521	0	30,704	2,422	0	0	750	750	0	8,666	960
2.4 Private crop.....	0	0	0	0	0	0	0	0	0	0	0	0
2.5 Private flood.....	0	0	0	0	0	0	0	0	0	0	0	0
3. Farmowners multiple peril.....	0	0	0	0	0	0	0	0	0	0	0	0
4. Homeowners multiple peril.....	23,073,331	22,862,622	1,044	12,265,986	18,926,180	19,235,322	2,861,014	109,392	126,115	112,522	1,941,964	555,484
5.1 Commercial multiple peril (non-liability portion).....	151,005	112,413	0	80,043	9,770	16,571	38,477	0	283	1,603	28,158	3,583
5.2 Commercial multiple peril (liability portion).....	209,623	155,479	0	113,323	35,840	49,873	42,898	0	9,508	10,474	38,710	4,975
6. Mortgage guaranty.....	0	0	0	0	0	0	0	0	0	0	0	0
8. Ocean marine.....	0	0	0	0	0	0	0	0	0	0	0	0
9. Inland marine.....	641,715	628,551	39	310,695	156,803	197,159	86,918	0	777	2,094	56,853	13,330
10. Financial guaranty.....	0	0	0	0	0	0	0	0	0	0	0	0
11. Medical professional liability.....	0	0	0	0	0	0	0	0	0	0	0	0
12. Earthquake.....	1,381	1,314	0	607	0	(2)	68	0	2	2	158	34
13. Group accident and health (b).....	0	0	0	0	0	0	0	0	0	0	0	0
14. Credit A&H (group and individual).....	0	0	0	0	0	0	0	0	0	0	0	0
15.1 Collectively renewable A&H (b).....	0	0	0	0	0	0	0	0	0	0	0	0
15.2 Non-cancelable A&H (b).....	0	0	0	0	0	0	0	0	0	0	0	0
15.3 Guaranteed renewable A&H (b).....	0	0	0	0	0	0	0	0	0	0	0	0
15.4 Non-renewable for stated reasons only (b).....	0	0	0	0	0	0	0	0	0	0	0	0
15.5 Other accident only.....	0	0	0	0	0	0	0	0	0	0	0	0
15.6 Medicare Title XVIII exempt from state taxes or fees.....	0	0	0	0	0	0	0	0	0	0	0	0
15.7 All other A&H (b).....	0	0	0	0	0	0	0	0	0	0	0	0
15.8 Federal employees health benefits plan premium.....	0	0	0	0	0	0	0	0	0	0	0	0
16. Workers' compensation.....	0	0	0	0	0	0	0	0	0	0	0	0
17.1 Other liability-occurrence.....	906,664	842,092	0	468,627	0	321,329	835,507	0	2,339	5,472	90,191	14,158
17.2 Other liability-claims-made.....	0	0	0	0	0	0	0	0	0	0	0	0
17.3 Excess workers' compensation.....	0	0	0	0	0	0	0	0	0	0	0	0
18. Products liability.....	0	0	0	0	0	0	0	0	0	0	0	0
19.1 Private passenger auto no-fault (personal injury protection).....	1,602,746	1,552,409	0	746,581	859,402	813,544	602,646	11,831	(37,878)	122,467	187,659	38,620
19.2 Other private passenger auto liability.....	4,341,362	4,172,384	0	2,012,303	2,216,184	1,745,390	3,320,373	165,218	116,535	269,373	507,846	104,275
19.3 Commercial auto no-fault (personal injury protection).....	37,206	18,943	0	21,923	25,151	55,457	30,813	0	998	1,119	5,966	758
19.4 Other commercial auto liability.....	365,959	162,929	0	231,248	121,388	185,017	74,446	0	1,633	1,999	58,510	7,529
21.1 Private passenger auto physical damage.....	6,619,644	6,336,933	0	3,082,022	3,385,326	3,362,241	(10,012)	4,066	6,322	4,722	794,891	159,811
21.2 Commercial auto physical damage.....	239,093	96,879	0	154,347	47,661	19,030	11,966	15	46	39	37,939	4,969
22. Aircraft (all perils).....	0	0	0	0	0	0	0	0	0	0	0	0
23. Fidelity.....	0	0	0	0	0	0	0	0	0	0	0	0
24. Surety.....	0	0	0	0	0	0	0	0	0	0	0	0
26. Burglary and theft.....	0	0	0	0	0	0	0	0	0	0	0	0
27. Boiler and machinery.....	0	0	0	0	0	0	0	0	0	0	0	0
28. Credit.....	0	0	0	0	0	0	0	0	0	0	0	0
30. Warranty.....	0	0	0	0	0	0	0	0	0	0	0	0
34. Aggregate write-ins for other lines of business.....	0	0	0	0	0	0	0	0	0	0	0	0
35. TOTALS (a).....	38,237,714	37,001,469	1,083	19,518,409	25,786,127	26,000,931	7,895,114	291,272	227,430	531,886	3,757,511	908,486

**DETAILS OF WRITE-INS**

3401. MISCELLANEOUS.....	0	0	0	0	0	0	0	0	0	0	0	0
3402. ....	0	0	0	0	0	0	0	0	0	0	0	0
3403. ....	0	0	0	0	0	0	0	0	0	0	0	0
3498. Summary of remaining write-ins for Line 34 from overflow page.....	0	0	0	0	0	0	0	0	0	0	0	0
3499. TOTALS (Lines 3401 through 3403 plus 3498) (Line 34 above).....	0	0	0	0	0	0	0	0	0	0	0	0

(a) Finance and service charges not included in Lines 1 to 35 \$ ...89,403.

(b) For health business on indicated lines report: Number of persons insured under PPO managed care products.....0 and number of persons insured under indemnity only products.....0.

**EXHIBIT OF PREMIUMS AND LOSSES (Statutory Page 14)**



NAIC Group Code.....241 NAIC Company Code....26298

BUSINESS IN THE STATE OF MISSOURI DURING THE YEAR

19.MO

Line of Business	Gross Premiums, Including Policy and Membership Fees, Less Return Premiums and Premiums on Policies not Taken		3 Dividends Paid or Credited to Policyholders on Direct Business	4 Direct Unearned Premium Reserves	5 Direct Losses Paid (deducting salvage)	6 Direct Losses Incurred	7 Direct Losses Unpaid	8 Direct Defense and Cost Containment Expense Paid	9 Direct Defense and Cost Containment Expense Incurred	10 Direct Defense and Cost Containment Expense Unpaid	11 Commissions and Brokerage Expenses	12 Taxes, Licenses and Fees
	1 Direct Premiums Written	2 Direct Premiums Earned										
1. Fire.....	0	0	0	0	0	0	0	0	0	0	0	0
2.1 Allied lines.....	0	0	0	0	0	0	0	0	0	0	0	0
2.2 Multiple peril crop.....	0	0	0	0	0	0	0	0	0	0	0	0
2.3 Federal flood.....	20,296	25,329	0	10,212	432,905	432,905	0	11,969	11,969	0	2,894	447
2.4 Private crop.....	0	0	0	0	0	0	0	0	0	0	0	0
2.5 Private flood.....	0	0	0	0	0	0	0	0	0	0	0	0
3. Farmowners multiple peril.....	0	0	0	0	0	0	0	0	0	0	0	0
4. Homeowners multiple peril.....	5,552,549	5,612,074	68	2,925,069	4,900,272	5,520,956	1,689,577	15,233	86	48,136	547,907	133,336
5.1 Commercial multiple peril (non-liability portion).....	105,440	73,787	0	61,386	3,024	58,981	69,664	0	248	819	20,550	2,368
5.2 Commercial multiple peril (liability portion).....	37,788	29,235	0	21,778	2,584	35,773	40,205	0	860	2,551	9,795	942
6. Mortgage guaranty.....	0	0	0	0	0	0	0	0	0	0	0	0
8. Ocean marine.....	0	0	0	0	0	0	0	0	0	0	0	0
9. Inland marine.....	108,185	110,148	0	55,101	52,968	43,521	7,253	0	(92)	234	11,187	2,589
10. Financial guaranty.....	0	0	0	0	0	0	0	0	0	0	0	0
11. Medical professional liability.....	0	0	0	0	0	0	0	0	0	0	0	0
12. Earthquake.....	135,839	143,045	0	73,284	0	1,577	9,716	0	207	319	11,870	3,316
13. Group accident and health (b).....	0	0	0	0	0	0	0	0	0	0	0	0
14. Credit A&H (group and individual).....	0	0	0	0	0	0	0	0	0	0	0	0
15.1 Collectively renewable A&H (b).....	0	0	0	0	0	0	0	0	0	0	0	0
15.2 Non-cancelable A&H (b).....	0	0	0	0	0	0	0	0	0	0	0	0
15.3 Guaranteed renewable A&H (b).....	0	0	0	0	0	0	0	0	0	0	0	0
15.4 Non-renewable for stated reasons only (b).....	0	0	0	0	0	0	0	0	0	0	0	0
15.5 Other accident only.....	0	0	0	0	0	0	0	0	0	0	0	0
15.6 Medicare Title XVIII exempt from state taxes or fees.....	0	0	0	0	0	0	0	0	0	0	0	0
15.7 All other A&H (b).....	0	0	0	0	0	0	0	0	0	0	0	0
15.8 Federal employees health benefits plan premium.....	0	0	0	0	0	0	0	0	0	0	0	0
16. Workers' compensation.....	0	0	0	0	0	0	0	0	0	0	0	0
17.1 Other liability-occurrence.....	180,748	170,871	0	95,221	0	4,473	127,852	715	806	837	20,163	3,944
17.2 Other liability-claims-made.....	0	0	0	0	0	0	0	0	0	0	0	0
17.3 Excess workers' compensation.....	0	0	0	0	0	0	0	0	0	0	0	0
18. Products liability.....	0	0	0	0	0	0	0	0	0	0	0	0
19.1 Private passenger auto no-fault (personal injury protection).....	0	0	0	0	0	0	0	0	0	0	0	0
19.2 Other private passenger auto liability.....	1,934,482	1,868,319	0	879,817	750,868	934,102	1,612,136	35,108	51,861	129,732	216,657	47,019
19.3 Commercial auto no-fault (personal injury protection).....	0	0	0	0	0	0	0	0	0	0	0	0
19.4 Other commercial auto liability.....	0	0	0	0	0	0	0	0	0	0	0	0
21.1 Private passenger auto physical damage.....	1,734,871	1,671,442	0	787,099	1,187,589	1,206,461	54,171	8,225	7,910	110	202,936	42,379
21.2 Commercial auto physical damage.....	0	0	0	0	0	0	0	0	0	0	0	0
22. Aircraft (all perils).....	0	0	0	0	0	0	0	0	0	0	0	0
23. Fidelity.....	0	0	0	0	0	0	0	0	0	0	0	0
24. Surety.....	0	0	0	0	0	0	0	0	0	0	0	0
26. Burglary and theft.....	0	0	0	0	0	0	0	0	0	0	0	0
27. Boiler and machinery.....	0	0	0	0	0	0	0	0	0	0	0	0
28. Credit.....	0	0	0	0	0	0	0	0	0	0	0	0
30. Warranty.....	0	0	0	0	0	0	0	0	0	0	0	0
34. Aggregate write-ins for other lines of business.....	0	0	0	0	0	0	0	0	0	0	0	0
35. TOTALS (a).....	9,810,198	9,704,250	68	4,908,967	7,330,210	8,238,749	3,610,574	71,250	73,855	182,738	1,043,959	236,340

**DETAILS OF WRITE-INS**

3401. MISCELLANEOUS.....	0	0	0	0	0	0	0	0	0	0	0	0
3402. ....	0	0	0	0	0	0	0	0	0	0	0	0
3403. ....	0	0	0	0	0	0	0	0	0	0	0	0
3498. Summary of remaining write-ins for Line 34 from overflow page.....	0	0	0	0	0	0	0	0	0	0	0	0
3499. TOTALS (Lines 3401 through 3403 plus 3498) (Line 34 above).....	0	0	0	0	0	0	0	0	0	0	0	0

(a) Finance and service charges not included in Lines 1 to 35 \$....(508).

(b) For health business on indicated lines report: Number of persons insured under PPO managed care products.....0 and number of persons insured under indemnity only products.....0.

**EXHIBIT OF PREMIUMS AND LOSSES (Statutory Page 14)**



NAIC Group Code.....241 NAIC Company Code....26298

BUSINESS IN THE STATE OF MISSISSIPPI DURING THE YEAR

Line of Business	Gross Premiums, Including Policy and Membership Fees, Less Return Premiums and Premiums on Policies not Taken		3 Dividends Paid or Credited to Policyholders on Direct Business	4 Direct Unearned Premium Reserves	5 Direct Losses Paid (deducting salvage)	6 Direct Losses Incurred	7 Direct Losses Unpaid	8 Direct Defense and Cost Containment Expense Paid	9 Direct Defense and Cost Containment Expense Incurred	10 Direct Defense and Cost Containment Expense Unpaid	11 Commissions and Brokerage Expenses	12 Taxes, Licenses and Fees
	1 Direct Premiums Written	2 Direct Premiums Earned										
1. Fire.....	0	0	0	0	0	0	0	0	0	0	0	0
2.1 Allied lines.....	0	0	0	0	(686)	(712)	4,740	0	(1)	89	0	0
2.2 Multiple peril crop.....	0	0	0	0	0	0	0	0	0	0	0	0
2.3 Federal flood.....	831,759	824,677	0	458,407	290,905	520,005	229,100	13,569	13,569	0	166,433	28,280
2.4 Private crop.....	0	0	0	0	0	0	0	0	0	0	0	0
2.5 Private flood.....	0	0	0	0	0	0	0	0	0	0	0	0
3. Farmowners multiple peril.....	0	0	0	0	0	0	0	0	0	0	0	0
4. Homeowners multiple peril.....	15,852,768	15,641,291	0	8,204,902	7,294,158	6,975,006	1,112,097	14,668	(662)	31,484	2,020,805	588,977
5.1 Commercial multiple peril (non-liability portion).....	65,672	48,509	0	27,910	0	16,323	23,771	0	680	990	12,233	1,543
5.2 Commercial multiple peril (liability portion).....	29,917	24,063	0	13,646	0	11,092	16,468	0	2,773	4,117	5,019	696
6. Mortgage guaranty.....	0	0	0	0	0	0	0	0	0	0	0	0
8. Ocean marine.....	0	0	0	0	0	0	0	0	0	0	0	0
9. Inland marine.....	518,690	512,194	0	268,978	88,035	83,362	25,461	0	(117)	738	74,555	23,482
10. Financial guaranty.....	0	0	0	0	0	0	0	0	0	0	0	0
11. Medical professional liability.....	0	0	0	0	0	0	0	0	0	0	0	0
12. Earthquake.....	244,275	248,144	0	126,068	0	(2,514)	9,772	0	126	321	34,791	9,165
13. Group accident and health (b).....	0	0	0	0	0	0	0	0	0	0	0	0
14. Credit A&H (group and individual).....	0	0	0	0	0	0	0	0	0	0	0	0
15.1 Collectively renewable A&H (b).....	0	0	0	0	0	0	0	0	0	0	0	0
15.2 Non-cancelable A&H (b).....	0	0	0	0	0	0	0	0	0	0	0	0
15.3 Guaranteed renewable A&H (b).....	0	0	0	0	0	0	0	0	0	0	0	0
15.4 Non-renewable for stated reasons only (b).....	0	0	0	0	0	0	0	0	0	0	0	0
15.5 Other accident only.....	0	0	0	0	0	0	0	0	0	0	0	0
15.6 Medicare Title XVIII exempt from state taxes or fees.....	0	0	0	0	0	0	0	0	0	0	0	0
15.7 All other A&H (b).....	244,485	242,788	0	20,398	59,195	60,516	19,905	0	0	0	0	7,335
15.8 Federal employees health benefits plan premium.....	0	0	0	0	0	0	0	0	0	0	0	0
16. Workers' compensation.....	0	0	0	0	0	0	0	0	0	0	0	0
17.1 Other liability-occurrence.....	632,134	620,854	0	314,750	0	85,979	624,771	0	785	4,092	93,670	13,177
17.2 Other liability-claims-made.....	0	0	0	0	0	0	0	0	0	0	0	0
17.3 Excess workers' compensation.....	0	0	0	0	0	0	0	0	0	0	0	0
18. Products liability.....	0	0	0	0	0	0	0	0	0	0	0	0
19.1 Private passenger auto no-fault (personal injury protection).....	0	0	0	0	0	0	0	0	0	0	0	0
19.2 Other private passenger auto liability.....	212,146	226,747	0	57,988	88,209	201,119	168,352	108	9,769	14,319	25,831	7,067
19.3 Commercial auto no-fault (personal injury protection).....	0	0	0	0	0	0	0	0	0	0	0	0
19.4 Other commercial auto liability.....	0	0	0	0	0	0	0	0	0	0	0	0
21.1 Private passenger auto physical damage.....	141,626	153,853	0	39,051	54,445	62,675	5,479	108	(152)	(75)	16,209	4,683
21.2 Commercial auto physical damage.....	0	0	0	0	0	0	0	0	0	0	0	0
22. Aircraft (all perils).....	0	0	0	0	0	0	0	0	0	0	0	0
23. Fidelity.....	0	0	0	0	0	0	0	0	0	0	0	0
24. Surety.....	0	0	0	0	0	0	0	0	0	0	0	0
26. Burglary and theft.....	0	0	0	0	0	0	0	0	0	0	0	0
27. Boiler and machinery.....	0	0	0	0	0	0	0	0	0	0	0	0
28. Credit.....	0	0	0	0	0	0	0	0	0	0	0	0
30. Warranty.....	0	0	0	0	0	0	0	0	0	0	0	0
34. Aggregate write-ins for other lines of business.....	0	0	0	0	0	0	0	0	0	0	0	0
35. TOTALS (a).....	18,773,472	18,543,120	0	9,532,098	7,874,261	8,012,851	2,239,916	28,453	26,770	56,075	2,449,546	684,405

**DETAILS OF WRITE-INS**

3401. MISCELLANEOUS.....	0	0	0	0	0	0	0	0	0	0	0	0
3402. ....	0	0	0	0	0	0	0	0	0	0	0	0
3403. ....	0	0	0	0	0	0	0	0	0	0	0	0
3498. Summary of remaining write-ins for Line 34 from overflow page.....	0	0	0	0	0	0	0	0	0	0	0	0
3499. TOTALS (Lines 3401 through 3403 plus 3498) (Line 34 above).....	0	0	0	0	0	0	0	0	0	0	0	0

(a) Finance and service charges not included in Lines 1 to 35 \$ ...32,284.

(b) For health business on indicated lines report: Number of persons insured under PPO managed care products.....0 and number of persons insured under indemnity only products.....0.

19.NMS

**EXHIBIT OF PREMIUMS AND LOSSES (Statutory Page 14)**



NAIC Group Code.....241 NAIC Company Code....26298

BUSINESS IN THE STATE OF MONTANA DURING THE YEAR

19.MT

Line of Business	Gross Premiums, Including Policy and Membership Fees, Less Return Premiums and Premiums on Policies not Taken		3 Dividends Paid or Credited to Policyholders on Direct Business	4 Direct Unearned Premium Reserves	5 Direct Losses Paid (deducting salvage)	6 Direct Losses Incurred	7 Direct Losses Unpaid	8 Direct Defense and Cost Containment Expense Paid	9 Direct Defense and Cost Containment Expense Incurred	10 Direct Defense and Cost Containment Expense Unpaid	11 Commissions and Brokerage Expenses	12 Taxes, Licenses and Fees
	1 Direct Premiums Written	2 Direct Premiums Earned										
1. Fire.....	0	0	0	0	0	0	0	0	0	0	0	0
2.1 Allied lines.....	0	0	0	0	0	0	0	0	0	0	0	0
2.2 Multiple peril crop.....	0	0	0	0	0	0	0	0	0	0	0	0
2.3 Federal flood.....	8,752	8,274	0	6,056	0	0	0	0	0	0	1,881	298
2.4 Private crop.....	0	0	0	0	0	0	0	0	0	0	0	0
2.5 Private flood.....	0	0	0	0	0	0	0	0	0	0	0	0
3. Farmowners multiple peril.....	0	0	0	0	0	0	0	0	0	0	0	0
4. Homeowners multiple peril.....	1,684,084	1,546,310	0	913,400	1,291,651	218,682	152,298	126,569	101,764	5,001	212,993	67,646
5.1 Commercial multiple peril (non-liability portion).....	0	0	0	0	0	0	0	0	0	0	0	0
5.2 Commercial multiple peril (liability portion).....	0	0	0	0	0	0	0	0	0	0	0	0
6. Mortgage guaranty.....	0	0	0	0	0	0	0	0	0	0	0	0
8. Ocean marine.....	0	0	0	0	0	0	0	0	0	0	0	0
9. Inland marine.....	38,900	36,031	0	18,516	0	(2,534)	3,111	0	(53)	103	4,960	1,411
10. Financial guaranty.....	0	0	0	0	0	0	0	0	0	0	0	0
11. Medical professional liability.....	0	0	0	0	0	0	0	0	0	0	0	0
12. Earthquake.....	6,971	5,278	0	3,154	0	(374)	420	0	5	14	935	275
13. Group accident and health (b).....	0	0	0	0	0	0	0	0	0	0	0	0
14. Credit A&H (group and individual).....	0	0	0	0	0	0	0	0	0	0	0	0
15.1 Collectively renewable A&H (b).....	0	0	0	0	0	0	0	0	0	0	0	0
15.2 Non-cancelable A&H (b).....	0	0	0	0	0	0	0	0	0	0	0	0
15.3 Guaranteed renewable A&H (b).....	0	0	0	0	0	0	0	0	0	0	0	0
15.4 Non-renewable for stated reasons only (b).....	0	0	0	0	0	0	0	0	0	0	0	0
15.5 Other accident only.....	0	0	0	0	0	0	0	0	0	0	0	0
15.6 Medicare Title XVIII exempt from state taxes or fees.....	0	0	0	0	0	0	0	0	0	0	0	0
15.7 All other A&H (b).....	0	1,984	0	0	0	(1,865)	0	0	0	0	0	0
15.8 Federal employees health benefits plan premium.....	0	0	0	0	0	0	0	0	0	0	0	0
16. Workers' compensation.....	0	0	0	0	0	0	0	0	0	0	0	0
17.1 Other liability-occurrence.....	90,063	78,610	0	36,439	3,250	14,320	39,731	0	82	247	8,218	1,590
17.2 Other liability-claims-made.....	0	0	0	0	0	0	0	0	0	0	0	0
17.3 Excess workers' compensation.....	0	0	0	0	0	0	0	0	0	0	0	0
18. Products liability.....	0	0	0	0	0	0	0	0	0	0	0	0
19.1 Private passenger auto no-fault (personal injury protection).....	0	0	0	0	0	0	0	0	0	0	0	0
19.2 Other private passenger auto liability.....	971,010	865,681	0	445,396	1,355,270	1,003,929	898,850	47,498	13,666	68,247	122,263	30,953
19.3 Commercial auto no-fault (personal injury protection).....	0	0	0	0	0	0	0	0	0	0	0	0
19.4 Other commercial auto liability.....	0	0	0	0	0	0	0	0	0	0	0	0
21.1 Private passenger auto physical damage.....	1,143,391	1,018,227	0	524,362	529,611	543,468	57,789	4,898	4,012	(1,199)	146,244	36,463
21.2 Commercial auto physical damage.....	0	0	0	0	0	0	0	0	0	0	0	0
22. Aircraft (all perils).....	0	0	0	0	0	0	0	0	0	0	0	0
23. Fidelity.....	0	0	0	0	0	0	0	0	0	0	0	0
24. Surety.....	0	0	0	0	0	0	0	0	0	0	0	0
26. Burglary and theft.....	0	0	0	0	0	0	0	0	0	0	0	0
27. Boiler and machinery.....	0	0	0	0	0	0	0	0	0	0	0	0
28. Credit.....	0	0	0	0	0	0	0	0	0	0	0	0
30. Warranty.....	0	0	0	0	0	0	0	0	0	0	0	0
34. Aggregate write-ins for other lines of business.....	0	0	0	0	0	0	0	0	0	0	0	0
35. TOTALS (a).....	3,943,171	3,560,395	0	1,947,323	3,179,782	1,775,626	1,152,199	178,965	119,476	72,413	497,494	138,636

**DETAILS OF WRITE-INS**

3401. MISCELLANEOUS.....	0	0	0	0	0	0	0	0	0	0	0	0
3402. ....	0	0	0	0	0	0	0	0	0	0	0	0
3403. ....	0	0	0	0	0	0	0	0	0	0	0	0
3498. Summary of remaining write-ins for Line 34 from overflow page.....	0	0	0	0	0	0	0	0	0	0	0	0
3499. TOTALS (Lines 3401 through 3403 plus 3498) (Line 34 above).....	0	0	0	0	0	0	0	0	0	0	0	0

(a) Finance and service charges not included in Lines 1 to 35 \$....14,273.

(b) For health business on indicated lines report: Number of persons insured under PPO managed care products.....0 and number of persons insured under indemnity only products.....0.

**EXHIBIT OF PREMIUMS AND LOSSES (Statutory Page 14)**



NAIC Group Code.....241 NAIC Company Code....26298

BUSINESS IN THE STATE OF NORTH CAROLINA DURING THE YEAR

19.NC

Line of Business	Gross Premiums, Including Policy and Membership Fees, Less Return Premiums and Premiums on Policies not Taken		3 Dividends Paid or Credited to Policyholders on Direct Business	4 Direct Unearned Premium Reserves	5 Direct Losses Paid (deducting salvage)	6 Direct Losses Incurred	7 Direct Losses Unpaid	8 Direct Defense and Cost Containment Expense Paid	9 Direct Defense and Cost Containment Expense Incurred	10 Direct Defense and Cost Containment Expense Unpaid	11 Commissions and Brokerage Expenses	12 Taxes, Licenses and Fees
	1 Direct Premiums Written	2 Direct Premiums Earned										
1. Fire.....	0	0	0	0	0	(168)	21	0	(1)	1	0	0
2.1 Allied lines.....	0	0	0	0	0	(182)	20	0	(1)	1	0	0
2.2 Multiple peril crop.....	0	0	0	0	0	0	0	0	0	0	0	0
2.3 Federal flood.....	197,201	182,996	0	112,395	165,749	15,085	0	13,125	13,125	0	25,281	0
2.4 Private crop.....	0	0	0	0	0	0	0	0	0	0	0	0
2.5 Private flood.....	0	0	0	0	0	0	0	0	0	0	0	0
3. Farmowners multiple peril.....	0	0	0	0	0	0	0	0	0	0	0	0
4. Homeowners multiple peril.....	40,174,692	40,070,448	4,741	21,425,966	27,591,832	28,234,548	6,973,770	36,937	36,252	207,418	3,072,897	1,275,061
5.1 Commercial multiple peril (non-liability portion).....	149,324	120,469	0	80,098	54,467	25,850	43,695	0	(1,265)	1,748	27,506	3,461
5.2 Commercial multiple peril (liability portion).....	113,496	86,155	0	58,910	61,889	92,066	50,802	9,814	11,734	7,076	21,904	2,628
6. Mortgage guaranty.....	0	0	0	0	0	0	0	0	0	0	0	0
8. Ocean marine.....	0	0	0	0	0	0	0	0	0	0	0	0
9. Inland marine.....	1,133,193	1,173,498	0	566,032	452,543	344,653	126,084	21,497	18,992	3,739	95,584	36,423
10. Financial guaranty.....	0	0	0	0	0	0	0	0	0	0	0	0
11. Medical professional liability.....	0	0	0	0	0	0	0	0	0	0	0	0
12. Earthquake.....	42,381	44,148	0	18,276	0	(1,143)	3,784	0	50	124	4,034	1,368
13. Group accident and health (b).....	0	0	0	0	0	0	0	0	0	0	0	0
14. Credit A&H (group and individual).....	0	0	0	0	0	0	0	0	0	0	0	0
15.1 Collectively renewable A&H (b).....	0	0	0	0	0	0	0	0	0	0	0	0
15.2 Non-cancelable A&H (b).....	0	0	0	0	0	0	0	0	0	0	0	0
15.3 Guaranteed renewable A&H (b).....	0	0	0	0	0	0	0	0	0	0	0	0
15.4 Non-renewable for stated reasons only (b).....	0	0	0	0	0	0	0	0	0	0	0	0
15.5 Other accident only.....	0	0	0	0	0	0	0	0	0	0	0	0
15.6 Medicare Title XVIII exempt from state taxes or fees.....	0	0	0	0	0	0	0	0	0	0	0	0
15.7 All other A&H (b).....	0	0	0	0	0	0	0	0	0	0	0	0
15.8 Federal employees health benefits plan premium.....	0	0	0	0	0	0	0	0	0	0	0	0
16. Workers' compensation.....	0	0	0	0	0	0	0	0	0	0	0	0
17.1 Other liability-occurrence.....	1,602,927	1,537,867	117	838,204	0	756,361	1,873,280	959	6,400	12,269	171,263	56,154
17.2 Other liability-claims-made.....	0	0	0	0	0	0	0	0	0	0	0	0
17.3 Excess workers' compensation.....	0	0	0	0	0	0	0	0	0	0	0	0
18. Products liability.....	0	0	0	0	0	0	0	0	0	0	0	0
19.1 Private passenger auto no-fault (personal injury protection).....	0	0	0	0	0	0	0	0	0	0	0	0
19.2 Other private passenger auto liability.....	18,704,180	18,965,877	455	8,787,324	19,151,962	17,070,762	12,741,395	271,436	50,393	954,801	926,470	580,231
19.3 Commercial auto no-fault (personal injury protection).....	0	0	0	0	0	0	0	0	0	0	0	0
19.4 Other commercial auto liability.....	108,898	72,074	0	47,449	6,914	39,445	33,734	0	922	986	23,119	2,249
21.1 Private passenger auto physical damage.....	23,395,856	23,565,727	529	10,472,280	12,005,591	11,259,698	636,021	40,726	37,340	8,085	1,004,539	723,945
21.2 Commercial auto physical damage.....	50,614	32,501	0	22,772	6,343	27,414	21,705	0	50	52	10,589	1,041
22. Aircraft (all perils).....	0	0	0	0	0	0	0	0	0	0	0	0
23. Fidelity.....	0	0	0	0	0	0	0	0	0	0	0	0
24. Surety.....	0	0	0	0	0	0	0	0	0	0	0	0
26. Burglary and theft.....	0	0	0	0	0	0	0	0	0	0	0	0
27. Boiler and machinery.....	0	0	0	0	0	0	0	0	0	0	0	0
28. Credit.....	0	0	0	0	0	0	0	0	0	0	0	0
30. Warranty.....	0	0	0	0	0	0	0	0	0	0	0	0
34. Aggregate write-ins for other lines of business.....	0	0	0	0	0	0	0	0	0	0	0	0
35. TOTALS (a).....	85,672,762	85,851,760	5,842	42,429,706	59,497,290	57,864,389	22,504,311	394,494	173,991	1,196,300	5,383,186	2,682,561

**DETAILS OF WRITE-INS**

3401. MISCELLANEOUS.....	0	0	0	0	0	0	0	0	0	0	0	0
3402. ....	0	0	0	0	0	0	0	0	0	0	0	0
3403. ....	0	0	0	0	0	0	0	0	0	0	0	0
3498. Summary of remaining write-ins for Line 34 from overflow page.....	0	0	0	0	0	0	0	0	0	0	0	0
3499. TOTALS (Lines 3401 through 3403 plus 3498) (Line 34 above).....	0	0	0	0	0	0	0	0	0	0	0	0

(a) Finance and service charges not included in Lines 1 to 35 \$ ... 120,372.

(b) For health business on indicated lines report: Number of persons insured under PPO managed care products.....0 and number of persons insured under indemnity only products.....0.

**EXHIBIT OF PREMIUMS AND LOSSES (Statutory Page 14)**



NAIC Group Code.....241 NAIC Company Code....26298

BUSINESS IN THE STATE OF NORTH DAKOTA DURING THE YEAR

Line of Business	Gross Premiums, Including Policy and Membership Fees, Less Return Premiums and Premiums on Policies not Taken		3 Dividends Paid or Credited to Policyholders on Direct Business	4 Direct Unearned Premium Reserves	5 Direct Losses Paid (deducting salvage)	6 Direct Losses Incurred	7 Direct Losses Unpaid	8 Direct Defense and Cost Containment Expense Paid	9 Direct Defense and Cost Containment Expense Incurred	10 Direct Defense and Cost Containment Expense Unpaid	11 Commissions and Brokerage Expenses	12 Taxes, Licenses and Fees
	1 Direct Premiums Written	2 Direct Premiums Earned										
1. Fire.....	0	0	0	0	0	0	0	0	0	0	0	0
2.1 Allied lines.....	0	0	0	0	0	0	0	0	0	0	0	0
2.2 Multiple peril crop.....	0	0	0	0	0	0	0	0	0	0	0	0
2.3 Federal flood.....	80,404	74,969	0	38,752	0	0	0	0	0	0	11,402	0
2.4 Private crop.....	0	0	0	0	0	0	0	0	0	0	0	0
2.5 Private flood.....	0	0	0	0	0	0	0	0	0	0	0	0
3. Farmowners multiple peril.....	0	0	0	0	0	0	0	0	0	0	0	0
4. Homeowners multiple peril.....	9,547,907	9,207,192	102	5,075,091	4,995,236	3,757,063	580,777	5,324	(27,170)	17,779	1,221,385	220,441
5.1 Commercial multiple peril (non-liability portion).....	0	0	0	0	0	0	0	0	0	0	0	0
5.2 Commercial multiple peril (liability portion).....	0	0	0	0	0	0	0	0	0	0	0	0
6. Mortgage guaranty.....	0	0	0	0	0	0	0	0	0	0	0	0
8. Ocean marine.....	0	0	0	0	0	0	0	0	0	0	0	0
9. Inland marine.....	286,781	275,212	0	143,801	129,086	118,981	12,498	0	(325)	430	37,941	6,938
10. Financial guaranty.....	0	0	0	0	0	0	0	0	0	0	0	0
11. Medical professional liability.....	0	0	0	0	0	0	0	0	0	0	0	0
12. Earthquake.....	351	370	0	250	0	(13)	21	0	1	1	32	8
13. Group accident and health (b).....	0	0	0	0	0	0	0	0	0	0	0	0
14. Credit A&H (group and individual).....	0	0	0	0	0	0	0	0	0	0	0	0
15.1 Collectively renewable A&H (b).....	0	0	0	0	0	0	0	0	0	0	0	0
15.2 Non-cancelable A&H (b).....	0	0	0	0	0	0	0	0	0	0	0	0
15.3 Guaranteed renewable A&H (b).....	0	0	0	0	0	0	0	0	0	0	0	0
15.4 Non-renewable for stated reasons only (b).....	0	0	0	0	0	0	0	0	0	0	0	0
15.5 Other accident only.....	0	0	0	0	0	0	0	0	0	0	0	0
15.6 Medicare Title XVIII exempt from state taxes or fees.....	0	0	0	0	0	0	0	0	0	0	0	0
15.7 All other A&H (b).....	145	150	0	12	0	(20)	0	0	0	0	0	3
15.8 Federal employees health benefits plan premium.....	0	0	0	0	0	0	0	0	0	0	0	0
16. Workers' compensation.....	0	0	0	0	0	0	0	0	0	0	0	0
17.1 Other liability-occurrence.....	239,863	227,519	0	117,603	0	42,456	156,309	0	329	1,024	34,854	6,124
17.2 Other liability-claims-made.....	0	0	0	0	0	0	0	0	0	0	0	0
17.3 Excess workers' compensation.....	0	0	0	0	0	0	0	0	0	0	0	0
18. Products liability.....	0	0	0	0	0	0	0	0	0	0	0	0
19.1 Private passenger auto no-fault (personal injury protection).....	565,069	521,678	0	230,181	182,256	181,339	173,980	1,803	(9,255)	35,355	78,901	13,594
19.2 Other private passenger auto liability.....	2,601,401	2,462,099	0	1,045,710	1,067,019	1,064,044	1,517,245	39,311	37,897	117,418	362,559	62,502
19.3 Commercial auto no-fault (personal injury protection).....	0	0	0	0	0	0	0	0	0	0	0	0
19.4 Other commercial auto liability.....	0	0	0	0	0	0	0	0	0	0	0	0
21.1 Private passenger auto physical damage.....	4,891,503	4,621,418	0	1,950,050	2,005,135	1,923,581	121,306	2,385	1,630	(720)	687,350	117,740
21.2 Commercial auto physical damage.....	0	0	0	0	0	0	0	0	0	0	0	0
22. Aircraft (all perils).....	0	0	0	0	0	0	0	0	0	0	0	0
23. Fidelity.....	0	0	0	0	0	0	0	0	0	0	0	0
24. Surety.....	0	0	0	0	0	0	0	0	0	0	0	0
26. Burglary and theft.....	0	0	0	0	0	0	0	0	0	0	0	0
27. Boiler and machinery.....	0	0	0	0	0	0	0	0	0	0	0	0
28. Credit.....	0	0	0	0	0	0	0	0	0	0	0	0
30. Warranty.....	0	0	0	0	0	0	0	0	0	0	0	0
34. Aggregate write-ins for other lines of business.....	0	0	0	0	0	0	0	0	0	0	0	0
35. TOTALS (a).....	18,213,424	17,390,607	102	8,601,450	8,378,732	7,087,431	2,562,136	48,823	3,107	171,287	2,434,424	427,350

**DETAILS OF WRITE-INS**

3401. MISCELLANEOUS.....	0	0	0	0	0	0	0	0	0	0	0	0
3402. ....	0	0	0	0	0	0	0	0	0	0	0	0
3403. ....	0	0	0	0	0	0	0	0	0	0	0	0
3498. Summary of remaining write-ins for Line 34 from overflow page.....	0	0	0	0	0	0	0	0	0	0	0	0
3499. TOTALS (Lines 3401 through 3403 plus 3498) (Line 34 above).....	0	0	0	0	0	0	0	0	0	0	0	0

(a) Finance and service charges not included in Lines 1 to 35 \$...21,850.

(b) For health business on indicated lines report: Number of persons insured under PPO managed care products.....0 and number of persons insured under indemnity only products.....0.

19.ND

**EXHIBIT OF PREMIUMS AND LOSSES (Statutory Page 14)**



NAIC Group Code.....241 NAIC Company Code....26298

BUSINESS IN THE STATE OF NEBRASKA DURING THE YEAR

19.NE

Line of Business	Gross Premiums, Including Policy and Membership Fees, Less Return Premiums and Premiums on Policies not Taken		3 Dividends Paid or Credited to Policyholders on Direct Business	4 Direct Unearned Premium Reserves	5 Direct Losses Paid (deducting salvage)	6 Direct Losses Incurred	7 Direct Losses Unpaid	8 Direct Defense and Cost Containment Expense Paid	9 Direct Defense and Cost Containment Expense Incurred	10 Direct Defense and Cost Containment Expense Unpaid	11 Commissions and Brokerage Expenses	12 Taxes, Licenses and Fees
	1 Direct Premiums Written	2 Direct Premiums Earned										
1. Fire.....	0	0	0	0	0	0	0	0	0	0	0	0
2.1 Allied lines.....	0	0	0	0	0	0	0	0	0	0	0	0
2.2 Multiple peril crop.....	0	0	0	0	0	0	0	0	0	0	0	0
2.3 Federal flood.....	48,249	45,739	0	26,071	0	0	0	0	0	0	6,843	965
2.4 Private crop.....	0	0	0	0	0	0	0	0	0	0	0	0
2.5 Private flood.....	0	0	0	0	0	0	0	0	0	0	0	0
3. Farmowners multiple peril.....	0	0	0	0	0	0	0	0	0	0	0	0
4. Homeowners multiple peril.....	5,014,857	5,494,625	0	2,595,456	8,203,668	7,747,295	1,640,236	84,454	69,002	45,677	599,075	128,529
5.1 Commercial multiple peril (non-liability portion).....	16,191	13,143	0	8,684	0	4,218	8,598	0	176	358	3,211	396
5.2 Commercial multiple peril (liability portion).....	25,366	20,020	0	16,438	0	17,877	24,208	0	1,219	2,802	4,443	584
6. Mortgage guaranty.....	0	0	0	0	0	0	0	0	0	0	0	0
8. Ocean marine.....	0	0	0	0	0	0	0	0	0	0	0	0
9. Inland marine.....	102,298	120,052	0	48,018	49,325	45,591	19,513	0	(101)	655	13,488	2,812
10. Financial guaranty.....	0	0	0	0	0	0	0	0	0	0	0	0
11. Medical professional liability.....	0	0	0	0	0	0	0	0	0	0	0	0
12. Earthquake.....	5,882	6,293	0	3,224	0	(156)	904	0	21	29	830	152
13. Group accident and health (b).....	0	0	0	0	0	0	0	0	0	0	0	0
14. Credit A&H (group and individual).....	0	0	0	0	0	0	0	0	0	0	0	0
15.1 Collectively renewable A&H (b).....	0	0	0	0	0	0	0	0	0	0	0	0
15.2 Non-cancelable A&H (b).....	0	0	0	0	0	0	0	0	0	0	0	0
15.3 Guaranteed renewable A&H (b).....	0	0	0	0	0	0	0	0	0	0	0	0
15.4 Non-renewable for stated reasons only (b).....	0	0	0	0	0	0	0	0	0	0	0	0
15.5 Other accident only.....	0	0	0	0	0	0	0	0	0	0	0	0
15.6 Medicare Title XVIII exempt from state taxes or fees.....	0	0	0	0	0	0	0	0	0	0	0	0
15.7 All other A&H (b).....	36,095	35,210	0	2,998	10,770	10,379	4,434	0	0	0	0	722
15.8 Federal employees health benefits plan premium.....	0	0	0	0	0	0	0	0	0	0	0	0
16. Workers' compensation.....	0	0	0	0	0	0	0	0	0	0	0	0
17.1 Other liability-occurrence.....	210,556	219,736	52	108,302	0	10,313	194,342	0	166	1,273	28,000	5,084
17.2 Other liability-claims-made.....	0	0	0	0	0	0	0	0	0	0	0	0
17.3 Excess workers' compensation.....	0	0	0	0	0	0	0	0	0	0	0	0
18. Products liability.....	0	0	0	0	0	0	0	0	0	0	0	0
19.1 Private passenger auto no-fault (personal injury protection).....	0	0	0	0	0	0	0	0	0	0	0	0
19.2 Other private passenger auto liability.....	34,868	34,633	0	11,661	5,368	23,591	21,341	0	1,676	1,823	4,429	770
19.3 Commercial auto no-fault (personal injury protection).....	0	0	0	0	0	0	0	0	0	0	0	0
19.4 Other commercial auto liability.....	0	0	0	0	0	0	0	0	0	0	0	0
21.1 Private passenger auto physical damage.....	24,599	24,183	0	8,060	10,392	10,142	(265)	0	8	13	1,811	527
21.2 Commercial auto physical damage.....	0	0	0	0	0	0	0	0	0	0	0	0
22. Aircraft (all perils).....	0	0	0	0	0	0	0	0	0	0	0	0
23. Fidelity.....	0	0	0	0	0	0	0	0	0	0	0	0
24. Surety.....	0	0	0	0	0	0	0	0	0	0	0	0
26. Burglary and theft.....	0	0	0	0	0	0	0	0	0	0	0	0
27. Boiler and machinery.....	0	0	0	0	0	0	0	0	0	0	0	0
28. Credit.....	0	0	0	0	0	0	0	0	0	0	0	0
30. Warranty.....	0	0	0	0	0	0	0	0	0	0	0	0
34. Aggregate write-ins for other lines of business.....	0	0	0	0	0	0	0	0	0	0	0	0
35. TOTALS (a).....	5,518,961	6,013,634	52	2,828,912	8,279,523	7,869,250	1,913,311	84,454	72,167	52,630	662,130	140,541

**DETAILS OF WRITE-INS**

3401. MISCELLANEOUS.....	0	0	0	0	0	0	0	0	0	0	0	0
3402. ....	0	0	0	0	0	0	0	0	0	0	0	0
3403. ....	0	0	0	0	0	0	0	0	0	0	0	0
3498. Summary of remaining write-ins for Line 34 from overflow page.....	0	0	0	0	0	0	0	0	0	0	0	0
3499. TOTALS (Lines 3401 through 3403 plus 3498) (Line 34 above).....	0	0	0	0	0	0	0	0	0	0	0	0

(a) Finance and service charges not included in Lines 1 to 35 \$...5,056.

(b) For health business on indicated lines report: Number of persons insured under PPO managed care products.....0 and number of persons insured under indemnity only products.....0.



**EXHIBIT OF PREMIUMS AND LOSSES (Statutory Page 14)**



NAIC Group Code.....241 NAIC Company Code....26298

BUSINESS IN THE STATE OF NEW HAMPSHIRE DURING THE YEAR

Line of Business	Gross Premiums, Including Policy and Membership Fees, Less Return Premiums and Premiums on Policies not Taken		3 Dividends Paid or Credited to Policyholders on Direct Business	4 Direct Unearned Premium Reserves	5 Direct Losses Paid (deducting salvage)	6 Direct Losses Incurred	7 Direct Losses Unpaid	8 Direct Defense and Cost Containment Expense Paid	9 Direct Defense and Cost Containment Expense Incurred	10 Direct Defense and Cost Containment Expense Unpaid	11 Commissions and Brokerage Expenses	12 Taxes, Licenses and Fees
	1 Direct Premiums Written	2 Direct Premiums Earned										
1. Fire.....	0	0	0	0	0	0	0	0	0	0	0	0
2.1 Allied lines.....	0	0	0	0	0	0	0	0	0	0	0	0
2.2 Multiple peril crop.....	0	0	0	0	0	0	0	0	0	0	0	0
2.3 Federal flood.....	180,439	170,274	0	106,360	0	0	0	0	0	0	24,135	3,609
2.4 Private crop.....	0	0	0	0	0	0	0	0	0	0	0	0
2.5 Private flood.....	0	0	0	0	0	0	0	0	0	0	0	0
3. Farmowners multiple peril.....	0	0	0	0	0	0	0	0	0	0	0	0
4. Homeowners multiple peril.....	9,266,032	9,486,421	1,240	4,879,599	4,279,277	5,586,059	2,611,153	50,340	79,128	94,323	735,019	276,118
5.1 Commercial multiple peril (non-liability portion).....	15,781	12,995	0	8,618	0	5,209	9,493	0	217	396	3,284	439
5.2 Commercial multiple peril (liability portion).....	36,949	28,469	0	20,494	6,350	12,540	12,766	0	1,548	3,192	6,734	1,004
6. Mortgage guaranty.....	0	0	0	0	0	0	0	0	0	0	0	0
8. Ocean marine.....	0	0	0	0	0	0	0	0	0	0	0	0
9. Inland marine.....	359,330	356,860	462	173,091	81,923	96,993	47,660	2,650	2,372	1,466	24,674	10,763
10. Financial guaranty.....	0	0	0	0	0	0	0	0	0	0	0	0
11. Medical professional liability.....	0	0	0	0	0	0	0	0	0	0	0	0
12. Earthquake.....	24,046	24,080	0	13,512	0	1,851	3,087	0	92	101	2,264	725
13. Group accident and health (b).....	0	0	0	0	0	0	0	0	0	0	0	0
14. Credit A&H (group and individual).....	0	0	0	0	0	0	0	0	0	0	0	0
15.1 Collectively renewable A&H (b).....	0	0	0	0	0	0	0	0	0	0	0	0
15.2 Non-cancelable A&H (b).....	0	0	0	0	0	0	0	0	0	0	0	0
15.3 Guaranteed renewable A&H (b).....	0	0	0	0	0	0	0	0	0	0	0	0
15.4 Non-renewable for stated reasons only (b).....	0	0	0	0	0	0	0	0	0	0	0	0
15.5 Other accident only.....	0	0	0	0	0	0	0	0	0	0	0	0
15.6 Medicare Title XVIII exempt from state taxes or fees.....	0	0	0	0	0	0	0	0	0	0	0	0
15.7 All other A&H (b).....	0	0	0	0	0	0	0	0	0	0	0	0
15.8 Federal employees health benefits plan premium.....	0	0	0	0	0	0	0	0	0	0	0	0
16. Workers' compensation.....	0	0	0	0	0	0	0	0	0	0	0	0
17.1 Other liability-occurrence.....	817,797	755,723	2,839	417,358	0	92,136	614,294	24,163	24,995	4,023	61,586	20,183
17.2 Other liability-claims-made.....	0	0	0	0	0	0	0	0	0	0	0	0
17.3 Excess workers' compensation.....	0	0	0	0	0	0	0	0	0	0	0	0
18. Products liability.....	0	0	0	0	0	0	0	0	0	0	0	0
19.1 Private passenger auto no-fault (personal injury protection).....	0	0	0	0	0	0	0	0	0	0	0	0
19.2 Other private passenger auto liability.....	717,316	736,375	0	176,865	265,214	156,171	273,085	994	(8,702)	19,586	48,847	20,318
19.3 Commercial auto no-fault (personal injury protection).....	0	0	0	0	0	0	0	0	0	0	0	0
19.4 Other commercial auto liability.....	0	0	0	0	0	0	0	0	0	0	0	0
21.1 Private passenger auto physical damage.....	758,384	778,449	0	188,255	270,200	250,653	6,711	218	809	1,013	5,544	21,467
21.2 Commercial auto physical damage.....	0	0	0	0	0	0	0	0	0	0	0	0
22. Aircraft (all perils).....	0	0	0	0	0	0	0	0	0	0	0	0
23. Fidelity.....	0	0	0	0	0	0	0	0	0	0	0	0
24. Surety.....	0	0	0	0	0	0	0	0	0	0	0	0
26. Burglary and theft.....	0	0	0	0	0	0	0	0	0	0	0	0
27. Boiler and machinery.....	0	0	0	0	0	0	0	0	0	0	0	0
28. Credit.....	0	0	0	0	0	0	0	0	0	0	0	0
30. Warranty.....	0	0	0	0	0	0	0	0	0	0	0	0
34. Aggregate write-ins for other lines of business.....	0	0	0	0	0	0	0	0	0	0	0	0
35. TOTALS (a).....	12,176,074	12,349,646	4,541	5,984,152	4,902,964	6,201,612	3,578,249	78,365	100,459	124,100	912,087	354,626

**DETAILS OF WRITE-INS**

3401. MISCELLANEOUS.....	0	0	0	0	0	0	0	0	0	0	0	0
3402. ....	0	0	0	0	0	0	0	0	0	0	0	0
3403. ....	0	0	0	0	0	0	0	0	0	0	0	0
3498. Summary of remaining write-ins for Line 34 from overflow page.....	0	0	0	0	0	0	0	0	0	0	0	0
3499. TOTALS (Lines 3401 through 3403 plus 3498) (Line 34 above).....	0	0	0	0	0	0	0	0	0	0	0	0

(a) Finance and service charges not included in Lines 1 to 35 \$...33,133.

(b) For health business on indicated lines report: Number of persons insured under PPO managed care products.....0 and number of persons insured under indemnity only products.....0.

19.NH

**EXHIBIT OF PREMIUMS AND LOSSES (Statutory Page 14)**



NAIC Group Code.....241 NAIC Company Code....26298

BUSINESS IN THE STATE OF NEW JERSEY DURING THE YEAR

19.NJ

Line of Business	Gross Premiums, Including Policy and Membership Fees, Less Return Premiums and Premiums on Policies not Taken		3 Dividends Paid or Credited to Policyholders on Direct Business	4 Direct Unearned Premium Reserves	5 Direct Losses Paid (deducting salvage)	6 Direct Losses Incurred	7 Direct Losses Unpaid	8 Direct Defense and Cost Containment Expense Paid	9 Direct Defense and Cost Containment Expense Incurred	10 Direct Defense and Cost Containment Expense Unpaid	11 Commissions and Brokerage Expenses	12 Taxes, Licenses and Fees
	1 Direct Premiums Written	2 Direct Premiums Earned										
1. Fire.....	0	0	0	0	0	(40)	0	0	0	0	0	0
2.1 Allied lines.....	0	0	0	0	0	(26)	0	0	0	0	0	0
2.2 Multiple peril crop.....	0	0	0	0	0	0	0	0	0	0	0	0
2.3 Federal flood.....	615,607	628,244	0	370,553	81,896	(8,104)	90,000	2,975	2,975	0	62,927	12,928
2.4 Private crop.....	0	0	0	0	0	0	0	0	0	0	0	0
2.5 Private flood.....	0	0	0	0	0	0	0	0	0	0	0	0
3. Farmowners multiple peril.....	0	0	0	0	0	0	0	0	0	0	0	0
4. Homeowners multiple peril.....	22,708,632	21,988,279	54	11,670,435	14,088,308	14,029,313	4,361,224	143,578	115,190	179,652	3,000,309	758,620
5.1 Commercial multiple peril (non-liability portion).....	446,476	349,177	0	233,303	43,743	78,069	103,157	0	1,238	4,056	81,657	3,443
5.2 Commercial multiple peril (liability portion).....	434,843	322,851	0	225,010	94,531	264,014	206,405	14,766	48,386	40,101	81,425	3,377
6. Mortgage guaranty.....	0	0	0	0	0	0	0	0	0	0	0	0
8. Ocean marine.....	0	0	0	0	0	0	0	0	0	0	0	0
9. Inland marine.....	1,044,765	1,010,707	52	528,274	423,807	297,038	72,955	14,014	2,088	2,300	146,804	49,575
10. Financial guaranty.....	0	0	0	0	0	0	0	0	0	0	0	0
11. Medical professional liability.....	0	0	0	0	0	0	0	0	0	0	0	0
12. Earthquake.....	20,771	20,763	0	10,325	0	174	1,410	0	33	46	2,965	696
13. Group accident and health (b).....	0	0	0	0	0	0	0	0	0	0	0	0
14. Credit A&H (group and individual).....	0	0	0	0	0	0	0	0	0	0	0	0
15.1 Collectively renewable A&H (b).....	0	0	0	0	0	0	0	0	0	0	0	0
15.2 Non-cancelable A&H (b).....	0	0	0	0	0	0	0	0	0	0	0	0
15.3 Guaranteed renewable A&H (b).....	0	0	0	0	0	0	0	0	0	0	0	0
15.4 Non-renewable for stated reasons only (b).....	0	0	0	0	0	0	0	0	0	0	0	0
15.5 Other accident only.....	0	0	0	0	0	0	0	0	0	0	0	0
15.6 Medicare Title XVIII exempt from state taxes or fees.....	0	0	0	0	0	0	0	0	0	0	0	0
15.7 All other A&H (b).....	17,015	16,679	0	1,413	8,276	7,010	1,240	0	0	0	0	357
15.8 Federal employees health benefits plan premium.....	0	0	0	0	0	0	0	0	0	0	0	0
16. Workers' compensation.....	0	0	0	0	0	0	0	0	0	0	0	0
17.1 Other liability-occurrence.....	0	0	0	0	0	0	0	0	0	0	0	0
17.2 Other liability-claims-made.....	0	0	0	0	0	0	0	0	0	0	0	0
17.3 Excess workers' compensation.....	0	0	0	0	0	0	0	0	0	0	0	0
18. Products liability.....	0	0	0	0	0	0	0	0	0	0	0	0
19.1 Private passenger auto no-fault (personal injury protection).....	23,178,259	21,921,246	1,058	11,544,065	14,232,157	15,396,155	15,533,362	2,779,252	2,120,010	3,157,393	1,950,351	746,350
19.2 Other private passenger auto liability.....	48,872,342	47,652,675	2,309	23,825,375	23,372,665	28,096,582	52,125,674	2,396,275	2,801,022	4,372,745	4,258,293	1,562,349
19.3 Commercial auto no-fault (personal injury protection).....	65,609	34,165	0	39,831	17,627	21,365	4,733	0	206	443	12,004	1,352
19.4 Other commercial auto liability.....	1,089,535	567,643	0	643,006	134,248	276,960	157,442	0	4,856	5,514	198,957	22,451
21.1 Private passenger auto physical damage.....	35,181,687	34,390,300	1,673	17,000,332	18,686,477	18,976,490	(473,083)	64,043	76,678	41,280	2,970,331	1,133,262
21.2 Commercial auto physical damage.....	334,501	167,032	0	194,731	148,119	167,088	24,252	0	14	30	61,191	6,906
22. Aircraft (all perils).....	0	0	0	0	0	0	0	0	0	0	0	0
23. Fidelity.....	0	0	0	0	0	0	0	0	0	0	0	0
24. Surety.....	0	0	0	0	0	0	0	0	0	0	0	0
26. Burglary and theft.....	0	0	0	0	0	0	0	0	0	0	0	0
27. Boiler and machinery.....	0	0	0	0	0	0	0	0	0	0	0	0
28. Credit.....	0	0	0	0	0	0	0	0	0	0	0	0
30. Warranty.....	0	0	0	0	0	0	0	0	0	0	0	0
34. Aggregate write-ins for other lines of business.....	0	0	0	0	0	0	0	0	0	0	0	0
35. TOTALS (a).....	134,010,042	129,069,761	5,146	66,286,653	71,331,854	77,602,088	72,208,771	5,414,903	5,172,696	7,803,560	12,827,214	4,301,666

**DETAILS OF WRITE-INS**

3401. MISCELLANEOUS.....	0	0	0	0	0	0	0	0	0	0	0	0
3402. ....	0	0	0	0	0	0	0	0	0	0	0	0
3403. ....	0	0	0	0	0	0	0	0	0	0	0	0
3498. Summary of remaining write-ins for Line 34 from overflow page.....	0	0	0	0	0	0	0	0	0	0	0	0
3499. TOTALS (Lines 3401 through 3403 plus 3498) (Line 34 above).....	0	0	0	0	0	0	0	0	0	0	0	0

(a) Finance and service charges not included in Lines 1 to 35 \$ ....167,955.

(b) For health business on indicated lines report: Number of persons insured under PPO managed care products.....0 and number of persons insured under indemnity only products.....0.

**EXHIBIT OF PREMIUMS AND LOSSES (Statutory Page 14)**



NAIC Group Code.....241 NAIC Company Code....26298

BUSINESS IN THE STATE OF NEW MEXICO DURING THE YEAR

19.NM

Line of Business	Gross Premiums, Including Policy and Membership Fees, Less Return Premiums and Premiums on Policies not Taken		3 Dividends Paid or Credited to Policyholders on Direct Business	4 Direct Unearned Premium Reserves	5 Direct Losses Paid (deducting salvage)	6 Direct Losses Incurred	7 Direct Losses Unpaid	8 Direct Defense and Cost Containment Expense Paid	9 Direct Defense and Cost Containment Expense Incurred	10 Direct Defense and Cost Containment Expense Unpaid	11 Commissions and Brokerage Expenses	12 Taxes, Licenses and Fees
	1 Direct Premiums Written	2 Direct Premiums Earned										
1. Fire.....	0	0	0	0	0	0	0	0	0	0	0	0
2.1 Allied lines.....	0	0	0	0	0	0	0	0	0	0	0	0
2.2 Multiple peril crop.....	0	0	0	0	0	0	0	0	0	0	0	0
2.3 Federal flood.....	87,963	92,056	0	46,469	0	0	0	0	0	0	15,981	2,642
2.4 Private crop.....	0	0	0	0	0	0	0	0	0	0	0	0
2.5 Private flood.....	0	0	0	0	0	0	0	0	0	0	0	0
3. Farmowners multiple peril.....	0	0	0	0	0	0	0	0	0	0	0	0
4. Homeowners multiple peril.....	4,936,675	5,061,364	2,176	2,541,052	3,639,125	3,550,125	1,130,822	13,786	28,538	46,456	404,178	162,592
5.1 Commercial multiple peril (non-liability portion).....	35,985	28,182	0	16,062	0	9,394	22,228	0	391	926	6,898	905
5.2 Commercial multiple peril (liability portion).....	12,992	8,693	0	7,236	0	(219)	13,536	0	445	884	2,393	328
6. Mortgage guaranty.....	0	0	0	0	0	0	0	0	0	0	0	0
8. Ocean marine.....	0	0	0	0	0	0	0	0	0	0	0	0
9. Inland marine.....	89,573	89,053	0	47,998	3,794	1,588	5,005	0	(34)	164	8,452	3,069
10. Financial guaranty.....	0	0	0	0	0	0	0	0	0	0	0	0
11. Medical professional liability.....	0	0	0	0	0	0	0	0	0	0	0	0
12. Earthquake.....	6,862	7,589	0	3,339	0	(282)	456	0	9	15	857	230
13. Group accident and health (b).....	0	0	0	0	0	0	0	0	0	0	0	0
14. Credit A&H (group and individual).....	0	0	0	0	0	0	0	0	0	0	0	0
15.1 Collectively renewable A&H (b).....	0	0	0	0	0	0	0	0	0	0	0	0
15.2 Non-cancelable A&H (b).....	0	0	0	0	0	0	0	0	0	0	0	0
15.3 Guaranteed renewable A&H (b).....	0	0	0	0	0	0	0	0	0	0	0	0
15.4 Non-renewable for stated reasons only (b).....	0	0	0	0	0	0	0	0	0	0	0	0
15.5 Other accident only.....	0	0	0	0	0	0	0	0	0	0	0	0
15.6 Medicare Title XVIII exempt from state taxes or fees.....	0	0	0	0	0	0	0	0	0	0	0	0
15.7 All other A&H (b).....	0	0	0	0	0	0	0	0	0	0	0	0
15.8 Federal employees health benefits plan premium.....	0	0	0	0	0	0	0	0	0	0	0	0
16. Workers' compensation.....	0	0	0	0	0	0	0	0	0	0	0	0
17.1 Other liability-occurrence.....	286,363	283,833	146	149,033	1,000,000	1,023,449	235,400	0	254	1,542	33,404	9,571
17.2 Other liability-claims-made.....	0	0	0	0	0	0	0	0	0	0	0	0
17.3 Excess workers' compensation.....	0	0	0	0	0	0	0	0	0	0	0	0
18. Products liability.....	0	0	0	0	0	0	0	0	0	0	0	0
19.1 Private passenger auto no-fault (personal injury protection).....	0	0	0	0	0	0	0	0	0	0	0	0
19.2 Other private passenger auto liability.....	2,001,246	2,036,813	20	895,546	1,329,915	988,204	1,551,406	103,263	77,326	127,240	216,474	67,878
19.3 Commercial auto no-fault (personal injury protection).....	0	0	0	0	0	0	0	0	0	0	0	0
19.4 Other commercial auto liability.....	0	0	0	0	0	0	0	0	0	0	0	0
21.1 Private passenger auto physical damage.....	1,333,542	1,340,734	13	591,893	735,215	707,293	(2,980)	1,138	947	1,333	147,005	45,246
21.2 Commercial auto physical damage.....	0	0	0	0	0	0	0	0	0	0	0	0
22. Aircraft (all perils).....	0	0	0	0	0	0	0	0	0	0	0	0
23. Fidelity.....	0	0	0	0	0	0	0	0	0	0	0	0
24. Surety.....	0	0	0	0	0	0	0	0	0	0	0	0
26. Burglary and theft.....	0	0	0	0	0	0	0	0	0	0	0	0
27. Boiler and machinery.....	0	0	0	0	0	0	0	0	0	0	0	0
28. Credit.....	0	0	0	0	0	0	0	0	0	0	0	0
30. Warranty.....	0	0	0	0	0	0	0	0	0	0	0	0
34. Aggregate write-ins for other lines of business.....	0	0	0	0	0	0	0	0	0	0	0	0
35. TOTALS (a).....	8,791,201	8,948,317	2,355	4,298,628	6,708,049	6,279,552	2,955,873	118,187	107,876	178,560	835,642	292,461

**DETAILS OF WRITE-INS**

3401. MISCELLANEOUS.....	0	0	0	0	0	0	0	0	0	0	0	0
3402. ....	0	0	0	0	0	0	0	0	0	0	0	0
3403. ....	0	0	0	0	0	0	0	0	0	0	0	0
3498. Summary of remaining write-ins for Line 34 from overflow page.....	0	0	0	0	0	0	0	0	0	0	0	0
3499. TOTALS (Lines 3401 through 3403 plus 3498) (Line 34 above).....	0	0	0	0	0	0	0	0	0	0	0	0

(a) Finance and service charges not included in Lines 1 to 35 \$ ... 22,662.

(b) For health business on indicated lines report: Number of persons insured under PPO managed care products.....0 and number of persons insured under indemnity only products.....0.

**EXHIBIT OF PREMIUMS AND LOSSES (Statutory Page 14)**



NAIC Group Code.....241 NAIC Company Code....26298

BUSINESS IN THE STATE OF NEVADA DURING THE YEAR

19.NV

Line of Business	Gross Premiums, Including Policy and Membership Fees, Less Return Premiums and Premiums on Policies not Taken		3 Dividends Paid or Credited to Policyholders on Direct Business	4 Direct Unearned Premium Reserves	5 Direct Losses Paid (deducting salvage)	6 Direct Losses Incurred	7 Direct Losses Unpaid	8 Direct Defense and Cost Containment Expense Paid	9 Direct Defense and Cost Containment Expense Incurred	10 Direct Defense and Cost Containment Expense Unpaid	11 Commissions and Brokerage Expenses	12 Taxes, Licenses and Fees
	1 Direct Premiums Written	2 Direct Premiums Earned										
1. Fire.....	0	0	0	0	0	0	0	0	0	0	0	0
2.1 Allied lines.....	0	0	0	0	0	0	0	0	0	0	0	0
2.2 Multiple peril crop.....	0	0	0	0	0	0	0	0	0	0	0	0
2.3 Federal flood.....	18,185	17,996	0	10,647	0	0	0	0	0	0	2,297	636
2.4 Private crop.....	0	0	0	0	0	0	0	0	0	0	0	0
2.5 Private flood.....	0	0	0	0	0	0	0	0	0	0	0	0
3. Farmowners multiple peril.....	0	0	0	0	0	0	0	0	0	0	0	0
4. Homeowners multiple peril.....	4,309,087	4,280,951	872	2,303,604	2,648,541	2,465,461	334,113	24,145	20,597	9,716	254,885	168,670
5.1 Commercial multiple peril (non-liability portion).....	41,248	36,611	0	23,350	0	13,835	21,242	0	576	885	7,470	958
5.2 Commercial multiple peril (liability portion).....	50,987	40,244	0	25,205	0	15,117	25,198	0	3,780	6,300	9,621	1,188
6. Mortgage guaranty.....	0	0	0	0	0	0	0	0	0	0	0	0
8. Ocean marine.....	0	0	0	0	0	0	0	0	0	0	0	0
9. Inland marine.....	129,396	125,882	0	69,863	20,748	40,224	22,355	0	428	508	8,138	5,089
10. Financial guaranty.....	0	0	0	0	0	0	0	0	0	0	0	0
11. Medical professional liability.....	0	0	0	0	0	0	0	0	0	0	0	0
12. Earthquake.....	69,386	70,407	0	36,312	0	1,005	3,540	0	90	116	4,523	2,758
13. Group accident and health (b).....	0	0	0	0	0	0	0	0	0	0	0	0
14. Credit A&H (group and individual).....	0	0	0	0	0	0	0	0	0	0	0	0
15.1 Collectively renewable A&H (b).....	0	0	0	0	0	0	0	0	0	0	0	0
15.2 Non-cancelable A&H (b).....	0	0	0	0	0	0	0	0	0	0	0	0
15.3 Guaranteed renewable A&H (b).....	0	0	0	0	0	0	0	0	0	0	0	0
15.4 Non-renewable for stated reasons only (b).....	0	0	0	0	0	0	0	0	0	0	0	0
15.5 Other accident only.....	0	0	0	0	0	0	0	0	0	0	0	0
15.6 Medicare Title XVIII exempt from state taxes or fees.....	0	0	0	0	0	0	0	0	0	0	0	0
15.7 All other A&H (b).....	0	0	0	0	0	0	0	0	0	0	0	0
15.8 Federal employees health benefits plan premium.....	0	0	0	0	0	0	0	0	0	0	0	0
16. Workers' compensation.....	0	0	0	0	0	0	0	0	0	0	0	0
17.1 Other liability-occurrence.....	203,928	195,872	0	107,689	0	21,421	154,958	0	213	1,015	14,591	7,258
17.2 Other liability-claims-made.....	0	0	0	0	0	0	0	0	0	0	0	0
17.3 Excess workers' compensation.....	0	0	0	0	0	0	0	0	0	0	0	0
18. Products liability.....	0	0	0	0	0	0	0	0	0	0	0	0
19.1 Private passenger auto no-fault (personal injury protection).....	0	0	0	0	0	0	0	0	0	0	0	0
19.2 Other private passenger auto liability.....	2,100,294	2,099,839	0	970,890	2,270,917	1,939,799	1,990,912	177,012	143,202	163,802	176,903	84,772
19.3 Commercial auto no-fault (personal injury protection).....	0	0	0	0	0	0	0	0	0	0	0	0
19.4 Other commercial auto liability.....	0	0	0	0	0	0	0	0	0	0	0	0
21.1 Private passenger auto physical damage.....	1,361,704	1,368,169	0	629,744	554,643	633,572	64,346	1,454	(534)	(1,431)	118,072	55,056
21.2 Commercial auto physical damage.....	0	0	0	0	0	0	0	0	0	0	0	0
22. Aircraft (all perils).....	0	0	0	0	0	0	0	0	0	0	0	0
23. Fidelity.....	0	0	0	0	0	0	0	0	0	0	0	0
24. Surety.....	0	0	0	0	0	0	0	0	0	0	0	0
26. Burglary and theft.....	0	0	0	0	0	0	0	0	0	0	0	0
27. Boiler and machinery.....	0	0	0	0	0	0	0	0	0	0	0	0
28. Credit.....	0	0	0	0	0	0	0	0	0	0	0	0
30. Warranty.....	0	0	0	0	0	0	0	0	0	0	0	0
34. Aggregate write-ins for other lines of business.....	0	0	0	0	0	0	0	0	0	0	0	0
35. TOTALS (a).....	8,284,215	8,235,971	872	4,177,304	5,494,849	5,130,434	2,616,664	202,611	168,352	180,911	596,500	326,385

**DETAILS OF WRITE-INS**

3401. MISCELLANEOUS.....	0	0	0	0	0	0	0	0	0	0	0	0
3402. ....	0	0	0	0	0	0	0	0	0	0	0	0
3403. ....	0	0	0	0	0	0	0	0	0	0	0	0
3498. Summary of remaining write-ins for Line 34 from overflow page.....	0	0	0	0	0	0	0	0	0	0	0	0
3499. TOTALS (Lines 3401 through 3403 plus 3498) (Line 34 above).....	0	0	0	0	0	0	0	0	0	0	0	0

(a) Finance and service charges not included in Lines 1 to 35 \$ ....15,477.

(b) For health business on indicated lines report: Number of persons insured under PPO managed care products.....0 and number of persons insured under indemnity only products.....0.

**EXHIBIT OF PREMIUMS AND LOSSES (Statutory Page 14)**



NAIC Group Code.....241 NAIC Company Code....26298

BUSINESS IN THE STATE OF NEW YORK DURING THE YEAR

Line of Business	Gross Premiums, Including Policy and Membership Fees, Less Return Premiums and Premiums on Policies not Taken		3 Dividends Paid or Credited to Policyholders on Direct Business	4 Direct Unearned Premium Reserves	5 Direct Losses Paid (deducting salvage)	6 Direct Losses Incurred	7 Direct Losses Unpaid	8 Direct Defense and Cost Containment Expense Paid	9 Direct Defense and Cost Containment Expense Incurred	10 Direct Defense and Cost Containment Expense Unpaid	11 Commissions and Brokerage Expenses	12 Taxes, Licenses and Fees
	1 Direct Premiums Written	2 Direct Premiums Earned										
1. Fire.....	423,291	439,310	0	210,061	151,268	160,380	137,771	77,279	80,798	35,620	127,128	8,889
2.1 Allied lines.....	0	0	0	0	0	4,046	78,339	3,284	2,475	5,382	0	0
2.2 Multiple peril crop.....	0	0	0	0	0	0	0	0	0	0	0	0
2.3 Federal flood.....	2,665,088	2,678,790	0	1,510,008	652,877	765,377	225,000	21,498	21,498	0	514,093	65,170
2.4 Private crop.....	0	0	0	0	0	0	0	0	0	0	0	0
2.5 Private flood.....	0	0	0	0	0	0	0	0	0	0	0	0
3. Farmowners multiple peril.....	0	0	0	0	0	0	0	0	0	0	0	0
4. Homeowners multiple peril.....	101,510,732	103,335,149	0	53,684,705	48,190,295	48,688,901	19,794,034	630,328	378,930	830,828	6,526,563	2,466,238
5.1 Commercial multiple peril (non-liability portion).....	1,061,164	787,706	0	550,264	36,309	224,966	328,628	9,666	16,964	13,130	195,549	24,716
5.2 Commercial multiple peril (liability portion).....	1,880,050	1,436,171	0	964,531	253,286	1,343,133	1,197,011	8,001	58,500	70,915	344,938	43,756
6. Mortgage guaranty.....	0	0	0	0	0	0	0	0	0	0	0	0
8. Ocean marine.....	0	0	0	0	0	0	0	0	0	0	0	0
9. Inland marine.....	3,133,433	3,165,097	0	1,609,239	716,895	715,397	291,890	1,103	511	10,213	181,323	87,780
10. Financial guaranty.....	0	0	0	0	0	0	0	0	0	0	0	0
11. Medical professional liability.....	0	0	0	0	0	0	0	0	0	0	0	0
12. Earthquake.....	89,923	92,399	0	48,981	0	35	6,297	0	119	206	6,378	2,199
13. Group accident and health (b).....	0	0	0	0	0	0	0	0	0	0	0	0
14. Credit A&H (group and individual).....	0	0	0	0	0	0	0	0	0	0	0	0
15.1 Collectively renewable A&H (b).....	0	0	0	0	0	0	0	0	0	0	0	0
15.2 Non-cancelable A&H (b).....	0	0	0	0	0	0	0	0	0	0	0	0
15.3 Guaranteed renewable A&H (b).....	0	0	0	0	0	0	0	0	0	0	0	0
15.4 Non-renewable for stated reasons only (b).....	0	0	0	0	0	0	0	0	0	0	0	0
15.5 Other accident only.....	0	0	0	0	0	0	0	0	0	0	0	0
15.6 Medicare Title XVIII exempt from state taxes or fees.....	0	0	0	0	0	0	0	0	0	0	0	0
15.7 All other A&H (b).....	4,004,868	3,949,792	0	333,263	1,453,193	1,517,200	455,905	0	0	0	0	80,097
15.8 Federal employees health benefits plan premium.....	0	0	0	0	0	0	0	0	0	0	0	0
16. Workers' compensation.....	0	0	0	0	0	0	0	0	0	0	0	0
17.1 Other liability-occurrence.....	5,378,315	5,085,342	0	2,773,228	1,786,114	3,047,455	12,134,040	12,215	24,918	79,474	400,721	118,493
17.2 Other liability-claims-made.....	0	0	0	0	0	0	0	0	0	0	0	0
17.3 Excess workers' compensation.....	0	0	0	0	0	0	0	0	0	0	0	0
18. Products liability.....	0	0	0	0	0	0	0	0	0	0	0	0
19.1 Private passenger auto no-fault (personal injury protection).....	3,149,972	2,795,626	0	1,506,731	1,010,227	1,074,845	1,014,870	31,263	(14,797)	206,238	378,444	78,595
19.2 Other private passenger auto liability.....	9,627,288	8,353,909	0	4,830,269	4,310,835	6,874,407	6,921,361	124,533	329,288	545,041	1,137,762	240,197
19.3 Commercial auto no-fault (personal injury protection).....	3,350	357	0	3,112	0	225	251	0	41	47	428	(364)
19.4 Other commercial auto liability.....	54,143	5,928	0	50,175	0	4,187	4,679	0	234	263	6,870	(3,727)
21.1 Private passenger auto physical damage.....	10,694,068	9,206,941	0	5,356,191	6,595,207	6,731,712	(8,636)	11,191	15,252	10,515	1,256,477	266,842
21.2 Commercial auto physical damage.....	13,800	1,716	0	12,776	0	1,254	1,440	0	4	4	1,784	5,561
22. Aircraft (all perils).....	0	0	0	0	0	0	0	0	0	0	0	0
23. Fidelity.....	0	0	0	0	0	0	0	0	0	0	0	0
24. Surety.....	0	0	0	0	0	0	0	0	0	0	0	0
26. Burglary and theft.....	0	0	0	0	0	0	0	0	0	0	0	0
27. Boiler and machinery.....	0	0	0	0	0	0	0	0	0	0	0	0
28. Credit.....	0	0	0	0	0	0	0	0	0	0	0	0
30. Warranty.....	0	0	0	0	0	0	0	0	0	0	0	0
34. Aggregate write-ins for other lines of business.....	0	0	0	0	0	0	0	0	0	0	0	0
35. TOTALS (a).....	143,689,485	141,334,233	0	73,443,534	65,156,506	71,153,520	42,582,880	930,361	914,735	1,807,876	11,078,458	3,484,442

**DETAILS OF WRITE-INS**

3401. MISCELLANEOUS.....	0	0	0	0	0	0	0	0	0	0	0	0
3402. ....	0	0	0	0	0	0	0	0	0	0	0	0
3403. ....	0	0	0	0	0	0	0	0	0	0	0	0
3498. Summary of remaining write-ins for Line 34 from overflow page.....	0	0	0	0	0	0	0	0	0	0	0	0
3499. TOTALS (Lines 3401 through 3403 plus 3498) (Line 34 above).....	0	0	0	0	0	0	0	0	0	0	0	0

(a) Finance and service charges not included in Lines 1 to 35 \$...704,305.

(b) For health business on indicated lines report: Number of persons insured under PPO managed care products.....0 and number of persons insured under indemnity only products.....0.

19.NY

**EXHIBIT OF PREMIUMS AND LOSSES (Statutory Page 14)**



NAIC Group Code.....241 NAIC Company Code....26298

BUSINESS IN THE STATE OF OHIO DURING THE YEAR

19.0H

Line of Business	Gross Premiums, Including Policy and Membership Fees, Less Return Premiums and Premiums on Policies not Taken		3 Dividends Paid or Credited to Policyholders on Direct Business	4 Direct Unearned Premium Reserves	5 Direct Losses Paid (deducting salvage)	6 Direct Losses Incurred	7 Direct Losses Unpaid	8 Direct Defense and Cost Containment Expense Paid	9 Direct Defense and Cost Containment Expense Incurred	10 Direct Defense and Cost Containment Expense Unpaid	11 Commissions and Brokerage Expenses	12 Taxes, Licenses and Fees
	1 Direct Premiums Written	2 Direct Premiums Earned										
1. Fire.....	0	0	0	0	0	0	0	0	0	0	0	0
2.1 Allied lines.....	0	0	0	0	0	0	0	0	0	0	0	0
2.2 Multiple peril crop.....	0	0	0	0	0	0	0	0	0	0	0	0
2.3 Federal flood.....	124,813	116,417	0	80,602	8,000	31,000	23,000	490	490	0	14,368	2,496
2.4 Private crop.....	0	0	0	0	0	0	0	0	0	0	0	0
2.5 Private flood.....	0	0	0	0	0	0	0	0	0	0	0	0
3. Farmowners multiple peril.....	0	0	0	0	0	0	0	0	0	0	0	0
4. Homeowners multiple peril.....	19,193,768	19,503,492	59	10,104,652	8,243,841	8,794,454	2,819,898	69,095	78,175	99,643	1,498,780	485,156
5.1 Commercial multiple peril (non-liability portion).....	152,971	112,688	0	52,797	0	47,983	57,470	0	2,000	2,395	28,432	3,565
5.2 Commercial multiple peril (liability portion).....	76,092	53,721	0	35,100	21,398	37,078	33,275	0	6,170	7,069	14,084	1,751
6. Mortgage guaranty.....	0	0	0	0	0	0	0	0	0	0	0	0
8. Ocean marine.....	0	0	0	0	0	0	0	0	0	0	0	0
9. Inland marine.....	536,381	530,354	20	271,565	103,960	137,225	52,277	0	874	1,408	56,405	13,734
10. Financial guaranty.....	0	0	0	0	0	0	0	0	0	0	0	0
11. Medical professional liability.....	0	0	0	0	0	0	0	0	0	0	0	0
12. Earthquake.....	129,648	127,110	0	68,273	0	2,398	7,447	0	182	244	15,985	3,392
13. Group accident and health (b).....	0	0	0	0	0	0	0	0	0	0	0	0
14. Credit A&H (group and individual).....	0	0	0	0	0	0	0	0	0	0	0	0
15.1 Collectively renewable A&H (b).....	0	0	0	0	0	0	0	0	0	0	0	0
15.2 Non-cancelable A&H (b).....	0	0	0	0	0	0	0	0	0	0	0	0
15.3 Guaranteed renewable A&H (b).....	0	0	0	0	0	0	0	0	0	0	0	0
15.4 Non-renewable for stated reasons only (b).....	0	0	0	0	0	0	0	0	0	0	0	0
15.5 Other accident only.....	0	0	0	0	0	0	0	0	0	0	0	0
15.6 Medicare Title XVIII exempt from state taxes or fees.....	0	0	0	0	0	0	0	0	0	0	0	0
15.7 All other A&H (b).....	0	0	0	0	0	0	0	0	0	0	0	0
15.8 Federal employees health benefits plan premium.....	0	0	0	0	0	0	0	0	0	0	0	0
16. Workers' compensation.....	0	0	0	0	0	0	0	0	0	0	0	0
17.1 Other liability-occurrence.....	1,440,660	1,313,860	64	749,264	3,581,000	3,806,891	1,309,683	44,486	46,428	8,577	141,590	32,314
17.2 Other liability-claims-made.....	0	0	0	0	0	0	0	0	0	0	0	0
17.3 Excess workers' compensation.....	0	0	0	0	0	0	0	0	0	0	0	0
18. Products liability.....	0	0	0	0	0	0	0	0	0	0	0	0
19.1 Private passenger auto no-fault (personal injury protection).....	0	0	0	0	0	0	0	0	0	0	0	0
19.2 Other private passenger auto liability.....	10,522,325	10,193,357	0	4,519,767	6,309,786	6,533,636	5,551,276	227,205	223,087	433,729	853,139	243,674
19.3 Commercial auto no-fault (personal injury protection).....	0	0	0	0	0	0	0	0	0	0	0	0
19.4 Other commercial auto liability.....	61,822	37,868	0	33,066	26,382	46,774	25,435	0	1,038	1,282	11,504	1,268
21.1 Private passenger auto physical damage.....	9,903,807	9,534,816	0	4,267,148	4,842,724	4,850,677	34,750	8,371	9,742	4,490	826,609	229,853
21.2 Commercial auto physical damage.....	32,593	18,184	0	17,940	1,135	8,940	10,933	0	16	22	6,031	679
22. Aircraft (all perils).....	0	0	0	0	0	0	0	0	0	0	0	0
23. Fidelity.....	0	0	0	0	0	0	0	0	0	0	0	0
24. Surety.....	0	0	0	0	0	0	0	0	0	0	0	0
26. Burglary and theft.....	0	0	0	0	0	0	0	0	0	0	0	0
27. Boiler and machinery.....	0	0	0	0	0	0	0	0	0	0	0	0
28. Credit.....	0	0	0	0	0	0	0	0	0	0	0	0
30. Warranty.....	0	0	0	0	0	0	0	0	0	0	0	0
34. Aggregate write-ins for other lines of business.....	0	0	0	0	0	0	0	0	0	0	0	0
35. TOTALS (a).....	42,174,880	41,541,867	143	20,200,174	23,138,226	24,297,056	9,925,444	349,647	368,202	558,859	3,466,927	1,017,882

**DETAILS OF WRITE-INS**

3401. MISCELLANEOUS.....	0	0	0	0	0	0	0	0	0	0	0	0
3402. ....	0	0	0	0	0	0	0	0	0	0	0	0
3403. ....	0	0	0	0	0	0	0	0	0	0	0	0
3498. Summary of remaining write-ins for Line 34 from overflow page.....	0	0	0	0	0	0	0	0	0	0	0	0
3499. TOTALS (Lines 3401 through 3403 plus 3498) (Line 34 above).....	0	0	0	0	0	0	0	0	0	0	0	0

(a) Finance and service charges not included in Lines 1 to 35 \$....148,316.

(b) For health business on indicated lines report: Number of persons insured under PPO managed care products.....0 and number of persons insured under indemnity only products.....0.

**EXHIBIT OF PREMIUMS AND LOSSES (Statutory Page 14)**



NAIC Group Code.....241 NAIC Company Code....26298

BUSINESS IN THE STATE OF OKLAHOMA DURING THE YEAR

19.0K

Line of Business	Gross Premiums, Including Policy and Membership Fees, Less Return Premiums and Premiums on Policies not Taken		3 Dividends Paid or Credited to Policyholders on Direct Business	4 Direct Unearned Premium Reserves	5 Direct Losses Paid (deducting salvage)	6 Direct Losses Incurred	7 Direct Losses Unpaid	8 Direct Defense and Cost Containment Expense Paid	9 Direct Defense and Cost Containment Expense Incurred	10 Direct Defense and Cost Containment Expense Unpaid	11 Commissions and Brokerage Expenses	12 Taxes, Licenses and Fees
	1 Direct Premiums Written	2 Direct Premiums Earned										
1. Fire.....	0	0	0	0	0	0	0	0	0	0	0	0
2.1 Allied lines.....	0	0	0	0	0	0	0	0	0	0	0	0
2.2 Multiple peril crop.....	0	0	0	0	0	0	0	0	0	0	0	0
2.3 Federal flood.....	33,549	41,519	0	17,397	6,105	6,105	0	1,760	1,760	0	5,296	755
2.4 Private crop.....	0	0	0	0	0	0	0	0	0	0	0	0
2.5 Private flood.....	0	0	0	0	0	0	0	0	0	0	0	0
3. Farmowners multiple peril.....	0	0	0	0	0	0	0	0	0	0	0	0
4. Homeowners multiple peril.....	9,295,987	9,980,094	1,564	4,619,987	4,062,038	3,584,632	742,688	20,087	(11,005)	21,295	955,341	232,763
5.1 Commercial multiple peril (non-liability portion).....	64,725	52,733	0	35,749	132,630	144,733	14,564	0	491	594	10,145	1,512
5.2 Commercial multiple peril (liability portion).....	18,195	13,564	0	7,824	25,000	31,270	6,891	0	1,568	1,723	3,152	424
6. Mortgage guaranty.....	0	0	0	0	0	0	0	0	0	0	0	0
8. Ocean marine.....	0	0	0	0	0	0	0	0	0	0	0	0
9. Inland marine.....	141,319	154,835	0	64,426	68,236	65,384	5,543	0	(39)	174	16,237	3,624
10. Financial guaranty.....	0	0	0	0	0	0	0	0	0	0	0	0
11. Medical professional liability.....	0	0	0	0	0	0	0	0	0	0	0	0
12. Earthquake.....	69,164	77,767	0	32,722	0	(782)	2,608	0	43	85	8,330	1,745
13. Group accident and health (b).....	0	0	0	0	0	0	0	0	0	0	0	0
14. Credit A&H (group and individual).....	0	0	0	0	0	0	0	0	0	0	0	0
15.1 Collectively renewable A&H (b).....	0	0	0	0	0	0	0	0	0	0	0	0
15.2 Non-cancelable A&H (b).....	0	0	0	0	0	0	0	0	0	0	0	0
15.3 Guaranteed renewable A&H (b).....	0	0	0	0	0	0	0	0	0	0	0	0
15.4 Non-renewable for stated reasons only (b).....	0	0	0	0	0	0	0	0	0	0	0	0
15.5 Other accident only.....	0	0	0	0	0	0	0	0	0	0	0	0
15.6 Medicare Title XVIII exempt from state taxes or fees.....	0	0	0	0	0	0	0	0	0	0	0	0
15.7 All other A&H (b).....	0	0	0	0	0	0	0	0	0	0	0	0
15.8 Federal employees health benefits plan premium.....	0	0	0	0	0	0	0	0	0	0	0	0
16. Workers' compensation.....	0	0	0	0	0	0	0	0	0	0	0	0
17.1 Other liability-occurrence.....	155,460	171,756	16	72,915	1,175,000	163,621	149,801	0	(6,139)	981	20,927	3,522
17.2 Other liability-claims-made.....	0	0	0	0	0	0	0	0	0	0	0	0
17.3 Excess workers' compensation.....	0	0	0	0	0	0	0	0	0	0	0	0
18. Products liability.....	0	0	0	0	0	0	0	0	0	0	0	0
19.1 Private passenger auto no-fault (personal injury protection).....	0	0	0	0	0	0	0	0	0	0	0	0
19.2 Other private passenger auto liability.....	3,197,470	3,577,374	0	1,419,128	2,145,270	2,001,140	2,482,626	169,370	153,808	199,995	398,496	82,513
19.3 Commercial auto no-fault (personal injury protection).....	0	0	0	0	0	0	0	0	0	0	0	0
19.4 Other commercial auto liability.....	0	0	0	0	0	0	0	0	0	0	0	0
21.1 Private passenger auto physical damage.....	2,851,860	3,120,753	0	1,284,637	1,282,814	1,238,776	37,512	2,165	2,850	711	357,918	74,052
21.2 Commercial auto physical damage.....	0	0	0	0	0	0	0	0	0	0	0	0
22. Aircraft (all perils).....	0	0	0	0	0	0	0	0	0	0	0	0
23. Fidelity.....	0	0	0	0	0	0	0	0	0	0	0	0
24. Surety.....	0	0	0	0	0	0	0	0	0	0	0	0
26. Burglary and theft.....	0	0	0	0	0	0	0	0	0	0	0	0
27. Boiler and machinery.....	0	0	0	0	0	0	0	0	0	0	0	0
28. Credit.....	0	0	0	0	0	0	0	0	0	0	0	0
30. Warranty.....	0	0	0	0	0	0	0	0	0	0	0	0
34. Aggregate write-ins for other lines of business.....	0	0	0	0	0	0	0	0	0	0	0	0
35. TOTALS (a).....	15,827,729	17,190,395	1,580	7,554,785	8,897,093	7,234,879	3,442,233	193,382	143,337	225,558	1,775,842	400,910

**DETAILS OF WRITE-INS**

3401. MISCELLANEOUS.....	0	0	0	0	0	0	0	0	0	0	0	0
3402. ....	0	0	0	0	0	0	0	0	0	0	0	0
3403. ....	0	0	0	0	0	0	0	0	0	0	0	0
3498. Summary of remaining write-ins for Line 34 from overflow page.....	0	0	0	0	0	0	0	0	0	0	0	0
3499. TOTALS (Lines 3401 through 3403 plus 3498) (Line 34 above).....	0	0	0	0	0	0	0	0	0	0	0	0

(a) Finance and service charges not included in Lines 1 to 35 \$ ....15,856.

(b) For health business on indicated lines report: Number of persons insured under PPO managed care products.....0 and number of persons insured under indemnity only products.....0.

**EXHIBIT OF PREMIUMS AND LOSSES (Statutory Page 14)**



NAIC Group Code.....241 NAIC Company Code....26298

BUSINESS IN THE STATE OF OREGON DURING THE YEAR

Line of Business	Gross Premiums, Including Policy and Membership Fees, Less Return Premiums and Premiums on Policies not Taken		3 Dividends Paid or Credited to Policyholders on Direct Business	4 Direct Unearned Premium Reserves	5 Direct Losses Paid (deducting salvage)	6 Direct Losses Incurred	7 Direct Losses Unpaid	8 Direct Defense and Cost Containment Expense Paid	9 Direct Defense and Cost Containment Expense Incurred	10 Direct Defense and Cost Containment Expense Unpaid	11 Commissions and Brokerage Expenses	12 Taxes, Licenses and Fees
	1 Direct Premiums Written	2 Direct Premiums Earned										
1. Fire.....	0	0	0	0	0	0	0	0	0	0	0	0
2.1 Allied lines.....	0	0	0	0	0	0	0	0	0	0	0	0
2.2 Multiple peril crop.....	0	0	0	0	0	0	0	0	0	0	0	0
2.3 Federal flood.....	107,702	115,483	0	58,699	0	0	0	0	0	0	12,328	2,154
2.4 Private crop.....	0	0	0	0	0	0	0	0	0	0	0	0
2.5 Private flood.....	0	0	0	0	0	0	0	0	0	0	0	0
3. Farmowners multiple peril.....	0	0	0	0	0	0	0	0	0	0	0	0
4. Homeowners multiple peril.....	7,947,283	8,199,212	55	4,019,830	5,591,412	5,005,454	935,278	133,078	99,763	31,097	773,273	270,074
5.1 Commercial multiple peril (non-liability portion).....	39,171	29,947	0	20,498	17,440	24,322	15,654	0	286	652	7,663	901
5.2 Commercial multiple peril (liability portion).....	53,446	40,917	0	24,210	0	17,014	23,781	0	4,253	5,945	10,580	1,249
6. Mortgage guaranty.....	0	0	0	0	0	0	0	0	0	0	0	0
8. Ocean marine.....	0	0	0	0	0	0	0	0	0	0	0	0
9. Inland marine.....	249,951	258,227	25	123,990	106,127	107,618	20,820	606	795	620	25,305	9,246
10. Financial guaranty.....	0	0	0	0	0	0	0	0	0	0	0	0
11. Medical professional liability.....	0	0	0	0	0	0	0	0	0	0	0	0
12. Earthquake.....	546,390	564,025	0	273,993	0	4,365	34,654	0	648	1,140	61,436	18,671
13. Group accident and health (b).....	0	0	0	0	0	0	0	0	0	0	0	0
14. Credit A&H (group and individual).....	0	0	0	0	0	0	0	0	0	0	0	0
15.1 Collectively renewable A&H (b).....	0	0	0	0	0	0	0	0	0	0	0	0
15.2 Non-cancelable A&H (b).....	0	0	0	0	0	0	0	0	0	0	0	0
15.3 Guaranteed renewable A&H (b).....	0	0	0	0	0	0	0	0	0	0	0	0
15.4 Non-renewable for stated reasons only (b).....	0	0	0	0	0	0	0	0	0	0	0	0
15.5 Other accident only.....	0	0	0	0	0	0	0	0	0	0	0	0
15.6 Medicare Title XVIII exempt from state taxes or fees.....	0	0	0	0	0	0	0	0	0	0	0	0
15.7 All other A&H (b).....	461,976	460,108	0	38,418	83,033	80,396	30,349	0	0	0	0	9,240
15.8 Federal employees health benefits plan premium.....	0	0	0	0	0	0	0	0	0	0	0	0
16. Workers' compensation.....	0	0	0	0	0	0	0	0	0	0	0	0
17.1 Other liability-occurrence.....	805,756	779,851	192	404,288	665,000	886,170	1,213,334	0	1,871	7,946	83,455	21,363
17.2 Other liability-claims-made.....	0	0	0	0	0	0	0	0	0	0	0	0
17.3 Excess workers' compensation.....	0	0	0	0	0	0	0	0	0	0	0	0
18. Products liability.....	0	0	0	0	0	0	0	0	0	0	0	0
19.1 Private passenger auto no-fault (personal injury protection).....	870,393	918,166	0	344,302	562,944	634,117	60,241	6,911	22,078	12,242	76,319	24,084
19.2 Other private passenger auto liability.....	5,047,214	5,155,839	0	2,081,291	3,772,194	2,960,429	4,497,374	181,167	116,669	378,145	449,598	140,214
19.3 Commercial auto no-fault (personal injury protection).....	0	0	0	0	0	0	0	0	0	0	0	0
19.4 Other commercial auto liability.....	0	0	0	0	0	0	0	0	0	0	0	0
21.1 Private passenger auto physical damage.....	3,257,670	3,398,387	0	1,335,333	1,786,372	1,796,781	35,205	8,224	8,182	1,176	292,789	90,627
21.2 Commercial auto physical damage.....	0	0	0	0	0	0	0	0	0	0	0	0
22. Aircraft (all perils).....	0	0	0	0	0	0	0	0	0	0	0	0
23. Fidelity.....	0	0	0	0	0	0	0	0	0	0	0	0
24. Surety.....	0	0	0	0	0	0	0	0	0	0	0	0
26. Burglary and theft.....	0	0	0	0	0	0	0	0	0	0	0	0
27. Boiler and machinery.....	0	0	0	0	0	0	0	0	0	0	0	0
28. Credit.....	0	0	0	0	0	0	0	0	0	0	0	0
30. Warranty.....	0	0	0	0	0	0	0	0	0	0	0	0
34. Aggregate write-ins for other lines of business.....	0	0	0	0	0	0	0	0	0	0	0	0
35. TOTALS (a).....	19,386,952	19,920,162	272	8,724,852	12,584,522	11,516,666	6,866,690	329,986	254,545	438,963	1,792,746	587,823

**DETAILS OF WRITE-INS**

3401. MISCELLANEOUS.....	0	0	0	0	0	0	0	0	0	0	0	0
3402. ....	0	0	0	0	0	0	0	0	0	0	0	0
3403. ....	0	0	0	0	0	0	0	0	0	0	0	0
3498. Summary of remaining write-ins for Line 34 from overflow page.....	0	0	0	0	0	0	0	0	0	0	0	0
3499. TOTALS (Lines 3401 through 3403 plus 3498) (Line 34 above).....	0	0	0	0	0	0	0	0	0	0	0	0

(a) Finance and service charges not included in Lines 1 to 35 \$...32,463.

(b) For health business on indicated lines report: Number of persons insured under PPO managed care products.....0 and number of persons insured under indemnity only products.....0.

19. OR



**EXHIBIT OF PREMIUMS AND LOSSES (Statutory Page 14)**



NAIC Group Code.....241 NAIC Company Code....26298

BUSINESS IN THE STATE OF PENNSYLVANIA DURING THE YEAR

19.PA

Line of Business	Gross Premiums, Including Policy and Membership Fees, Less Return Premiums and Premiums on Policies not Taken		3 Dividends Paid or Credited to Policyholders on Direct Business	4 Direct Unearned Premium Reserves	5 Direct Losses Paid (deducting salvage)	6 Direct Losses Incurred	7 Direct Losses Unpaid	8 Direct Defense and Cost Containment Expense Paid	9 Direct Defense and Cost Containment Expense Incurred	10 Direct Defense and Cost Containment Expense Unpaid	11 Commissions and Brokerage Expenses	12 Taxes, Licenses and Fees
	1 Direct Premiums Written	2 Direct Premiums Earned										
1. Fire.....	0	0	0	0	0	0	0	0	0	0	0	0
2.1 Allied lines.....	0	0	0	0	0	0	0	0	0	0	0	0
2.2 Multiple peril crop.....	0	0	0	0	0	0	0	0	0	0	0	0
2.3 Federal flood.....	158,900	157,591	0	97,838	11,403	(45,097)	0	1,470	1,470	0	21,359	3,178
2.4 Private crop.....	0	0	0	0	0	0	0	0	0	0	0	0
2.5 Private flood.....	0	0	0	0	0	0	0	0	0	0	0	0
3. Farmowners multiple peril.....	0	0	0	0	0	0	0	0	0	0	0	0
4. Homeowners multiple peril.....	20,978,098	19,872,801	115	11,153,883	9,916,800	8,093,193	3,653,318	317,064	266,070	148,380	2,534,717	499,640
5.1 Commercial multiple peril (non-liability portion).....	98,968	81,167	0	52,595	0	2,000	26,889	0	83	1,120	19,659	2,381
5.2 Commercial multiple peril (liability portion).....	88,852	64,530	0	52,163	5,000	27,915	37,779	0	5,729	9,445	16,899	2,071
6. Mortgage guaranty.....	0	0	0	0	0	0	0	0	0	0	0	0
8. Ocean marine.....	0	0	0	0	0	0	0	0	0	0	0	0
9. Inland marine.....	691,304	648,170	0	357,725	299,188	294,604	27,758	0	48	930	97,125	16,798
10. Financial guaranty.....	0	0	0	0	0	0	0	0	0	0	0	0
11. Medical professional liability.....	0	0	0	0	0	0	0	0	0	0	0	0
12. Earthquake.....	14,896	14,401	0	8,097	0	(35)	782	0	23	25	1,882	357
13. Group accident and health (b).....	0	0	0	0	0	0	0	0	0	0	0	0
14. Credit A&H (group and individual).....	0	0	0	0	0	0	0	0	0	0	0	0
15.1 Collectively renewable A&H (b).....	0	0	0	0	0	0	0	0	0	0	0	0
15.2 Non-cancelable A&H (b).....	0	0	0	0	0	0	0	0	0	0	0	0
15.3 Guaranteed renewable A&H (b).....	0	0	0	0	0	0	0	0	0	0	0	0
15.4 Non-renewable for stated reasons only (b).....	0	0	0	0	0	0	0	0	0	0	0	0
15.5 Other accident only.....	0	0	0	0	0	0	0	0	0	0	0	0
15.6 Medicare Title XVIII exempt from state taxes or fees.....	0	0	0	0	0	0	0	0	0	0	0	0
15.7 All other A&H (b).....	0	0	0	0	0	0	0	0	0	0	0	0
15.8 Federal employees health benefits plan premium.....	0	0	0	0	0	0	0	0	0	0	0	0
16. Workers' compensation.....	0	0	0	0	0	0	0	0	0	0	0	0
17.1 Other liability-occurrence.....	1,417,003	1,235,992	29	763,040	50,000	699,456	1,616,272	0	4,652	10,586	189,832	34,704
17.2 Other liability-claims-made.....	0	0	0	0	0	0	0	0	0	0	0	0
17.3 Excess workers' compensation.....	0	0	0	0	0	0	0	0	0	0	0	0
18. Products liability.....	0	0	0	0	0	0	0	0	0	0	0	0
19.1 Private passenger auto no-fault (personal injury protection).....	59,499	61,317	0	13,995	448,591	1,168,237	3,984,764	0	(57,178)	809,765	781	1,310
19.2 Other private passenger auto liability.....	308,014	319,342	0	73,559	144,624	175,091	320,559	10,673	13,287	27,590	4,267	6,772
19.3 Commercial auto no-fault (personal injury protection).....	3,417	1,884	0	2,022	0	1,240	1,287	0	231	242	627	70
19.4 Other commercial auto liability.....	153,909	78,053	0	94,120	2,023	42,118	42,376	0	1,785	1,889	28,386	3,186
21.1 Private passenger auto physical damage.....	379,788	392,027	0	91,690	88,393	100,572	(655)	40	(212)	72	5,003	8,368
21.2 Commercial auto physical damage.....	74,434	41,683	0	45,472	0	16,281	17,920	0	45	50	13,751	1,524
22. Aircraft (all perils).....	0	0	0	0	0	0	0	0	0	0	0	0
23. Fidelity.....	0	0	0	0	0	0	0	0	0	0	0	0
24. Surety.....	0	0	0	0	0	0	0	0	0	0	0	0
26. Burglary and theft.....	0	0	0	0	0	0	0	0	0	0	0	0
27. Boiler and machinery.....	0	0	0	0	0	0	0	0	0	0	0	0
28. Credit.....	0	0	0	0	0	0	0	0	0	0	0	0
30. Warranty.....	0	0	0	0	0	0	0	0	0	0	0	0
34. Aggregate write-ins for other lines of business.....	0	0	0	0	0	0	0	0	0	0	0	0
35. TOTALS (a).....	24,427,082	22,968,958	144	12,806,199	10,966,022	10,575,575	9,729,049	329,247	236,033	1,010,094	2,934,288	580,359

**DETAILS OF WRITE-INS**

3401. MISCELLANEOUS.....	0	0	0	0	0	0	0	0	0	0	0	0
3402. ....	0	0	0	0	0	0	0	0	0	0	0	0
3403. ....	0	0	0	0	0	0	0	0	0	0	0	0
3498. Summary of remaining write-ins for Line 34 from overflow page.....	0	0	0	0	0	0	0	0	0	0	0	0
3499. TOTALS (Lines 3401 through 3403 plus 3498) (Line 34 above).....	0	0	0	0	0	0	0	0	0	0	0	0

(a) Finance and service charges not included in Lines 1 to 35 \$...60,668.

(b) For health business on indicated lines report: Number of persons insured under PPO managed care products.....0 and number of persons insured under indemnity only products.....0.

**EXHIBIT OF PREMIUMS AND LOSSES (Statutory Page 14)**



NAIC Group Code.....241 NAIC Company Code....26298

BUSINESS IN THE STATE OF RHODE ISLAND DURING THE YEAR

19.RI

Line of Business	Gross Premiums, Including Policy and Membership Fees, Less Return Premiums and Premiums on Policies not Taken		3 Dividends Paid or Credited to Policyholders on Direct Business	4 Direct Unearned Premium Reserves	5 Direct Losses Paid (deducting salvage)	6 Direct Losses Incurred	7 Direct Losses Unpaid	8 Direct Defense and Cost Containment Expense Paid	9 Direct Defense and Cost Containment Expense Incurred	10 Direct Defense and Cost Containment Expense Unpaid	11 Commissions and Brokerage Expenses	12 Taxes, Licenses and Fees
	1 Direct Premiums Written	2 Direct Premiums Earned										
1. Fire.....	0	0	0	0	0	0	0	0	0	0	0	0
2.1 Allied lines.....	0	0	0	0	0	0	0	0	0	0	0	0
2.2 Multiple peril crop.....	0	0	0	0	0	0	0	0	0	0	0	0
2.3 Federal flood.....	277,795	278,866	0	167,092	0	0	0	0	0	0	42,176	5,556
2.4 Private crop.....	0	0	0	0	0	0	0	0	0	0	0	0
2.5 Private flood.....	0	0	0	0	0	0	0	0	0	0	0	0
3. Farmowners multiple peril.....	0	0	0	0	0	0	0	0	0	0	0	0
4. Homeowners multiple peril.....	12,971,367	13,264,316	319	6,733,500	6,008,992	5,414,087	1,782,375	28,792	3,880	77,315	1,009,717	673,246
5.1 Commercial multiple peril (non-liability portion).....	104,691	57,665	0	71,030	0	7,777	18,732	0	325	781	12,741	2,426
5.2 Commercial multiple peril (liability portion).....	66,877	41,849	0	44,746	18,523	26,038	14,892	0	1,879	3,723	8,251	1,567
6. Mortgage guaranty.....	0	0	0	0	0	0	0	0	0	0	0	0
8. Ocean marine.....	0	0	0	0	0	0	0	0	0	0	0	0
9. Inland marine.....	222,583	236,078	32	116,059	121,485	142,229	31,323	4,970	5,506	830	16,109	81,309
10. Financial guaranty.....	0	0	0	0	0	0	0	0	0	0	0	0
11. Medical professional liability.....	0	0	0	0	0	0	0	0	0	0	0	0
12. Earthquake.....	18,870	19,034	0	8,947	0	645	1,704	0	48	56	1,582	983
13. Group accident and health (b).....	0	0	0	0	0	0	0	0	0	0	0	0
14. Credit A&H (group and individual).....	0	0	0	0	0	0	0	0	0	0	0	0
15.1 Collectively renewable A&H (b).....	0	0	0	0	0	0	0	0	0	0	0	0
15.2 Non-cancelable A&H (b).....	0	0	0	0	0	0	0	0	0	0	0	0
15.3 Guaranteed renewable A&H (b).....	0	0	0	0	0	0	0	0	0	0	0	0
15.4 Non-renewable for stated reasons only (b).....	0	0	0	0	0	0	0	0	0	0	0	0
15.5 Other accident only.....	0	0	0	0	0	0	0	0	0	0	0	0
15.6 Medicare Title XVIII exempt from state taxes or fees.....	0	0	0	0	0	0	0	0	0	0	0	0
15.7 All other A&H (b).....	9,985,472	9,795,051	0	830,893	2,788,367	2,973,552	1,117,788	0	0	0	0	199,709
15.8 Federal employees health benefits plan premium.....	0	0	0	0	0	0	0	0	0	0	0	0
16. Workers' compensation.....	0	0	0	0	0	0	0	0	0	0	0	0
17.1 Other liability-occurrence.....	508,972	534,816	50	251,570	350,000	249,112	1,449,678	0	(22)	9,495	37,572	254,208
17.2 Other liability-claims-made.....	0	0	0	0	0	0	0	0	0	0	0	0
17.3 Excess workers' compensation.....	0	0	0	0	0	0	0	0	0	0	0	0
18. Products liability.....	0	0	0	0	0	0	0	0	0	0	0	0
19.1 Private passenger auto no-fault (personal injury protection).....	0	0	0	0	0	0	0	0	0	0	0	0
19.2 Other private passenger auto liability.....	9,452,473	9,550,388	155	3,265,568	6,576,671	5,962,590	11,748,032	95,670	45,458	956,091	790,713	484,626
19.3 Commercial auto no-fault (personal injury protection).....	0	0	0	0	0	0	0	0	0	0	0	0
19.4 Other commercial auto liability.....	0	0	0	0	0	0	0	0	0	0	0	0
21.1 Private passenger auto physical damage.....	3,643,738	3,891,895	72	1,106,678	1,555,581	1,671,444	89,568	6,724	4,600	385	275,171	189,285
21.2 Commercial auto physical damage.....	0	0	0	0	0	0	0	0	0	0	0	0
22. Aircraft (all perils).....	0	0	0	0	0	0	0	0	0	0	0	0
23. Fidelity.....	0	0	0	0	0	0	0	0	0	0	0	0
24. Surety.....	0	0	0	0	0	0	0	0	0	0	0	0
26. Burglary and theft.....	0	0	0	0	0	0	0	0	0	0	0	0
27. Boiler and machinery.....	0	0	0	0	0	0	0	0	0	0	0	0
28. Credit.....	0	0	0	0	0	0	0	0	0	0	0	0
30. Warranty.....	0	0	0	0	0	0	0	0	0	0	0	0
34. Aggregate write-ins for other lines of business.....	0	0	0	0	0	0	0	0	0	0	0	0
35. TOTALS (a).....	37,252,838	37,669,958	628	12,596,083	17,419,619	16,447,474	16,254,092	136,156	61,674	1,048,676	2,194,032	1,892,915

**DETAILS OF WRITE-INS**

3401. MISCELLANEOUS.....	0	0	0	0	0	0	0	0	0	0	0	0
3402. ....	0	0	0	0	0	0	0	0	0	0	0	0
3403. ....	0	0	0	0	0	0	0	0	0	0	0	0
3498. Summary of remaining write-ins for Line 34 from overflow page.....	0	0	0	0	0	0	0	0	0	0	0	0
3499. TOTALS (Lines 3401 through 3403 plus 3498) (Line 34 above).....	0	0	0	0	0	0	0	0	0	0	0	0

(a) Finance and service charges not included in Lines 1 to 35 \$....136,139.

(b) For health business on indicated lines report: Number of persons insured under PPO managed care products.....0 and number of persons insured under indemnity only products.....0.

**EXHIBIT OF PREMIUMS AND LOSSES (Statutory Page 14)**



NAIC Group Code.....241 NAIC Company Code....26298

BUSINESS IN THE STATE OF SOUTH CAROLINA DURING THE YEAR

Line of Business	Gross Premiums, Including Policy and Membership Fees, Less Return Premiums and Premiums on Policies not Taken		3 Dividends Paid or Credited to Policyholders on Direct Business	4 Direct Unearned Premium Reserves	5 Direct Losses Paid (deducting salvage)	6 Direct Losses Incurred	7 Direct Losses Unpaid	8 Direct Defense and Cost Containment Expense Paid	9 Direct Defense and Cost Containment Expense Incurred	10 Direct Defense and Cost Containment Expense Unpaid	11 Commissions and Brokerage Expenses	12 Taxes, Licenses and Fees
	1 Direct Premiums Written	2 Direct Premiums Earned										
1. Fire.....	0	0	0	0	0	0	0	0	0	0	0	0
2.1 Allied lines.....	0	0	0	0	0	0	0	0	0	0	0	0
2.2 Multiple peril crop.....	0	0	0	0	0	0	0	0	0	0	0	0
2.3 Federal flood.....	125,040	125,113	0	73,652	11,238	15,938	22,500	2,200	2,200	0	13,037	0
2.4 Private crop.....	0	0	0	0	0	0	0	0	0	0	0	0
2.5 Private flood.....	0	0	0	0	0	0	0	0	0	0	0	0
3. Farmowners multiple peril.....	0	0	0	0	0	0	0	0	0	0	0	0
4. Homeowners multiple peril.....	5,697,203	5,362,092	1,525	3,087,540	4,319,312	2,629,891	512,454	7,210	(54,237)	18,164	201,365	285,952
5.1 Commercial multiple peril (non-liability portion).....	198,038	187,525	0	98,745	10,538	51,055	148,184	0	2,000	6,174	43,775	4,603
5.2 Commercial multiple peril (liability portion).....	63,295	64,209	0	34,081	24,654	47,107	58,002	0	7,144	14,501	12,818	1,470
6. Mortgage guaranty.....	0	0	0	0	0	0	0	0	0	0	0	0
8. Ocean marine.....	0	0	0	0	0	0	0	0	0	0	0	0
9. Inland marine.....	150,977	144,981	74	78,326	74,595	41,731	11,324	0	(1,118)	371	5,059	8,845
10. Financial guaranty.....	0	0	0	0	0	0	0	0	0	0	0	0
11. Medical professional liability.....	0	0	0	0	0	0	0	0	0	0	0	0
12. Earthquake.....	35,629	36,980	0	16,457	0	(9,926)	3,385	0	(130)	111	1,000	1,798
13. Group accident and health (b).....	0	0	0	0	0	0	0	0	0	0	0	0
14. Credit A&H (group and individual).....	0	0	0	0	0	0	0	0	0	0	0	0
15.1 Collectively renewable A&H (b).....	0	0	0	0	0	0	0	0	0	0	0	0
15.2 Non-cancelable A&H (b).....	0	0	0	0	0	0	0	0	0	0	0	0
15.3 Guaranteed renewable A&H (b).....	0	0	0	0	0	0	0	0	0	0	0	0
15.4 Non-renewable for stated reasons only (b).....	0	0	0	0	0	0	0	0	0	0	0	0
15.5 Other accident only.....	0	0	0	0	0	0	0	0	0	0	0	0
15.6 Medicare Title XVIII exempt from state taxes or fees.....	0	0	0	0	0	0	0	0	0	0	0	0
15.7 All other A&H (b).....	0	0	0	0	0	0	0	0	0	0	0	0
15.8 Federal employees health benefits plan premium.....	0	0	0	0	0	0	0	0	0	0	0	0
16. Workers' compensation.....	0	0	0	0	0	0	0	0	0	0	0	0
17.1 Other liability-occurrence.....	40,950	33,448	0	22,166	0	6,187	23,174	0	51	152	107,601	2,581
17.2 Other liability-claims-made.....	0	0	0	0	0	0	0	0	0	0	0	0
17.3 Excess workers' compensation.....	0	0	0	0	0	0	0	0	0	0	0	0
18. Products liability.....	0	0	0	0	0	0	0	0	0	0	0	0
19.1 Private passenger auto no-fault (personal injury protection).....	0	0	0	0	0	0	0	0	0	0	0	0
19.2 Other private passenger auto liability.....	0	0	0	0	0	0	0	0	0	0	0	0
19.3 Commercial auto no-fault (personal injury protection).....	0	0	0	0	0	0	0	0	0	0	0	0
19.4 Other commercial auto liability.....	0	0	0	0	0	0	0	0	0	0	0	0
21.1 Private passenger auto physical damage.....	0	0	0	0	0	0	0	0	0	0	0	0
21.2 Commercial auto physical damage.....	0	0	0	0	0	0	0	0	0	0	0	0
22. Aircraft (all perils).....	0	0	0	0	0	0	0	0	0	0	0	0
23. Fidelity.....	0	0	0	0	0	0	0	0	0	0	0	0
24. Surety.....	0	0	0	0	0	0	0	0	0	0	0	0
26. Burglary and theft.....	0	0	0	0	0	0	0	0	0	0	0	0
27. Boiler and machinery.....	0	0	0	0	0	0	0	0	0	0	0	0
28. Credit.....	0	0	0	0	0	0	0	0	0	0	0	0
30. Warranty.....	0	0	0	0	0	0	0	0	0	0	0	0
34. Aggregate write-ins for other lines of business.....	0	0	0	0	0	0	0	0	0	0	0	0
35. TOTALS (a).....	6,311,132	5,954,348	1,599	3,410,967	4,440,337	2,781,983	779,023	9,410	(44,090)	39,473	384,655	305,249

**DETAILS OF WRITE-INS**

3401. MISCELLANEOUS.....	0	0	0	0	0	0	0	0	0	0	0	0
3402. ....	0	0	0	0	0	0	0	0	0	0	0	0
3403. ....	0	0	0	0	0	0	0	0	0	0	0	0
3498. Summary of remaining write-ins for Line 34 from overflow page.....	0	0	0	0	0	0	0	0	0	0	0	0
3499. TOTALS (Lines 3401 through 3403 plus 3498) (Line 34 above).....	0	0	0	0	0	0	0	0	0	0	0	0

(a) Finance and service charges not included in Lines 1 to 35 \$....(1,046).

(b) For health business on indicated lines report: Number of persons insured under PPO managed care products.....0 and number of persons insured under indemnity only products.....0.

19.SC

**EXHIBIT OF PREMIUMS AND LOSSES (Statutory Page 14)**



NAIC Group Code.....241 NAIC Company Code....26298

BUSINESS IN THE STATE OF SOUTH DAKOTA DURING THE YEAR

19.SD

Line of Business	Gross Premiums, Including Policy and Membership Fees, Less Return Premiums and Premiums on Policies not Taken		3 Dividends Paid or Credited to Policyholders on Direct Business	4 Direct Unearned Premium Reserves	5 Direct Losses Paid (deducting salvage)	6 Direct Losses Incurred	7 Direct Losses Unpaid	8 Direct Defense and Cost Containment Expense Paid	9 Direct Defense and Cost Containment Expense Incurred	10 Direct Defense and Cost Containment Expense Unpaid	11 Commissions and Brokerage Expenses	12 Taxes, Licenses and Fees
	1 Direct Premiums Written	2 Direct Premiums Earned										
1. Fire.....	0	0	0	0	0	0	0	0	0	0	0	0
2.1 Allied lines.....	0	0	0	0	0	0	0	0	0	0	0	0
2.2 Multiple peril crop.....	0	0	0	0	0	0	0	0	0	0	0	0
2.3 Federal flood.....	39,244	41,874	0	21,930	0	0	0	0	0	0	9,722	4,061
2.4 Private crop.....	0	0	0	0	0	0	0	0	0	0	0	0
2.5 Private flood.....	0	0	0	0	0	0	0	0	0	0	0	0
3. Farmowners multiple peril.....	0	0	0	0	0	0	0	0	0	0	0	0
4. Homeowners multiple peril.....	3,075,677	3,046,482	0	1,640,739	4,355,698	4,429,428	433,593	2,153	1,317	13,055	405,267	94,600
5.1 Commercial multiple peril (non-liability portion).....	0	0	0	0	0	0	0	0	0	0	0	0
5.2 Commercial multiple peril (liability portion).....	0	0	0	0	0	0	0	0	0	0	0	0
6. Mortgage guaranty.....	0	0	0	0	0	0	0	0	0	0	0	0
8. Ocean marine.....	0	0	0	0	0	0	0	0	0	0	0	0
9. Inland marine.....	50,081	50,661	0	24,565	34,974	43,885	12,738	0	210	303	5,975	1,717
10. Financial guaranty.....	0	0	0	0	0	0	0	0	0	0	0	0
11. Medical professional liability.....	0	0	0	0	0	0	0	0	0	0	0	0
12. Earthquake.....	277	452	0	117	0	1	45	0	1	1	39	8
13. Group accident and health (b).....	0	0	0	0	0	0	0	0	0	0	0	0
14. Credit A&H (group and individual).....	0	0	0	0	0	0	0	0	0	0	0	0
15.1 Collectively renewable A&H (b).....	0	0	0	0	0	0	0	0	0	0	0	0
15.2 Non-cancelable A&H (b).....	0	0	0	0	0	0	0	0	0	0	0	0
15.3 Guaranteed renewable A&H (b).....	0	0	0	0	0	0	0	0	0	0	0	0
15.4 Non-renewable for stated reasons only (b).....	0	0	0	0	0	0	0	0	0	0	0	0
15.5 Other accident only.....	0	0	0	0	0	0	0	0	0	0	0	0
15.6 Medicare Title XVIII exempt from state taxes or fees.....	0	0	0	0	0	0	0	0	0	0	0	0
15.7 All other A&H (b).....	351	341	0	29	0	89	148	0	0	0	0	9
15.8 Federal employees health benefits plan premium.....	0	0	0	0	0	0	0	0	0	0	0	0
16. Workers' compensation.....	0	0	0	0	0	0	0	0	0	0	0	0
17.1 Other liability-occurrence.....	51,773	49,055	0	27,221	0	8,753	33,932	0	74	222	6,367	(2,111)
17.2 Other liability-claims-made.....	0	0	0	0	0	0	0	0	0	0	0	0
17.3 Excess workers' compensation.....	0	0	0	0	0	0	0	0	0	0	0	0
18. Products liability.....	0	0	0	0	0	0	0	0	0	0	0	0
19.1 Private passenger auto no-fault (personal injury protection).....	0	0	0	0	0	0	0	0	0	0	0	0
19.2 Other private passenger auto liability.....	1,043,600	1,030,758	0	375,426	1,220,723	600,414	779,674	14,360	(44,832)	60,530	140,557	31,351
19.3 Commercial auto no-fault (personal injury protection).....	0	0	0	0	0	0	0	0	0	0	0	0
19.4 Other commercial auto liability.....	0	0	0	0	0	0	0	0	0	0	0	0
21.1 Private passenger auto physical damage.....	1,776,555	1,762,762	0	655,088	898,725	958,955	86,861	542	834	44	241,254	53,456
21.2 Commercial auto physical damage.....	0	0	0	0	0	0	0	0	0	0	0	0
22. Aircraft (all perils).....	0	0	0	0	0	0	0	0	0	0	0	0
23. Fidelity.....	0	0	0	0	0	0	0	0	0	0	0	0
24. Surety.....	0	0	0	0	0	0	0	0	0	0	0	0
26. Burglary and theft.....	0	0	0	0	0	0	0	0	0	0	0	0
27. Boiler and machinery.....	0	0	0	0	0	0	0	0	0	0	0	0
28. Credit.....	0	0	0	0	0	0	0	0	0	0	0	0
30. Warranty.....	0	0	0	0	0	0	0	0	0	0	0	0
34. Aggregate write-ins for other lines of business.....	0	0	0	0	0	0	0	0	0	0	0	0
35. TOTALS (a).....	6,037,558	5,982,385	0	2,745,115	6,510,120	6,041,525	1,346,991	17,055	(42,396)	74,155	809,181	183,091

**DETAILS OF WRITE-INS**

3401. MISCELLANEOUS.....	0	0	0	0	0	0	0	0	0	0	0	0
3402. ....	0	0	0	0	0	0	0	0	0	0	0	0
3403. ....	0	0	0	0	0	0	0	0	0	0	0	0
3498. Summary of remaining write-ins for Line 34 from overflow page.....	0	0	0	0	0	0	0	0	0	0	0	0
3499. TOTALS (Lines 3401 through 3403 plus 3498) (Line 34 above).....	0	0	0	0	0	0	0	0	0	0	0	0

(a) Finance and service charges not included in Lines 1 to 35 \$...9,647.

(b) For health business on indicated lines report: Number of persons insured under PPO managed care products.....0 and number of persons insured under indemnity only products.....0.

**EXHIBIT OF PREMIUMS AND LOSSES (Statutory Page 14)**



NAIC Group Code.....241 NAIC Company Code....26298

BUSINESS IN THE STATE OF TENNESSEE DURING THE YEAR

Line of Business	Gross Premiums, Including Policy and Membership Fees, Less Return Premiums and Premiums on Policies not Taken		3 Dividends Paid or Credited to Policyholders on Direct Business	4 Direct Unearned Premium Reserves	5 Direct Losses Paid (deducting salvage)	6 Direct Losses Incurred	7 Direct Losses Unpaid	8 Direct Defense and Cost Containment Expense Paid	9 Direct Defense and Cost Containment Expense Incurred	10 Direct Defense and Cost Containment Expense Unpaid	11 Commissions and Brokerage Expenses	12 Taxes, Licenses and Fees
	1 Direct Premiums Written	2 Direct Premiums Earned										
1. Fire.....	0	0	0	0	0	0	0	0	0	0	0	0
2.1 Allied lines.....	0	0	0	0	0	0	0	0	0	0	0	0
2.2 Multiple peril crop.....	0	0	0	0	0	0	0	0	0	0	0	0
2.3 Federal flood.....	204,870	199,445	0	116,770	77,127	77,127	0	5,520	5,520	0	37,850	5,941
2.4 Private crop.....	0	0	0	0	0	0	0	0	0	0	0	0
2.5 Private flood.....	0	0	0	0	0	0	0	0	0	0	0	0
3. Farmowners multiple peril.....	0	0	0	0	0	0	0	0	0	0	0	0
4. Homeowners multiple peril.....	21,701,299	21,883,393	1,539	11,572,672	11,969,321	11,232,877	2,907,577	32,078	1,756	92,794	1,977,779	690,297
5.1 Commercial multiple peril (non-liability portion).....	123,616	112,130	0	49,802	83,478	81,444	33,060	0	(64)	1,377	22,782	2,869
5.2 Commercial multiple peril (liability portion).....	82,200	72,762	0	35,174	96,789	114,275	42,111	4,147	10,006	8,028	15,447	1,902
6. Mortgage guaranty.....	0	0	0	0	0	0	0	0	0	0	0	0
8. Ocean marine.....	0	0	0	0	0	0	0	0	0	0	0	0
9. Inland marine.....	452,280	462,521	0	230,705	263,126	252,194	27,784	261	(166)	771	49,802	17,919
10. Financial guaranty.....	0	0	0	0	0	0	0	0	0	0	0	0
11. Medical professional liability.....	0	0	0	0	0	0	0	0	0	0	0	0
12. Earthquake.....	601,991	651,161	0	320,697	0	(34,585)	28,584	0	(174)	940	67,411	19,513
13. Group accident and health (b).....	0	0	0	0	0	0	0	0	0	0	0	0
14. Credit A&H (group and individual).....	0	0	0	0	0	0	0	0	0	0	0	0
15.1 Collectively renewable A&H (b).....	0	0	0	0	0	0	0	0	0	0	0	0
15.2 Non-cancelable A&H (b).....	0	0	0	0	0	0	0	0	0	0	0	0
15.3 Guaranteed renewable A&H (b).....	0	0	0	0	0	0	0	0	0	0	0	0
15.4 Non-renewable for stated reasons only (b).....	0	0	0	0	0	0	0	0	0	0	0	0
15.5 Other accident only.....	0	0	0	0	0	0	0	0	0	0	0	0
15.6 Medicare Title XVIII exempt from state taxes or fees.....	0	0	0	0	0	0	0	0	0	0	0	0
15.7 All other A&H (b).....	1,242,762	1,237,124	0	103,632	373,402	369,984	113,823	0	0	0	0	31,069
15.8 Federal employees health benefits plan premium.....	0	0	0	0	0	0	0	0	0	0	0	0
16. Workers' compensation.....	0	0	0	0	0	0	0	0	0	0	0	0
17.1 Other liability-occurrence.....	945,821	879,184	86	503,512	0	130,120	644,770	0	1,071	4,223	113,653	23,244
17.2 Other liability-claims-made.....	0	0	0	0	0	0	0	0	0	0	0	0
17.3 Excess workers' compensation.....	0	0	0	0	0	0	0	0	0	0	0	0
18. Products liability.....	0	0	0	0	0	0	0	0	0	0	0	0
19.1 Private passenger auto no-fault (personal injury protection).....	0	0	0	0	0	0	0	0	0	0	0	0
19.2 Other private passenger auto liability.....	53,836	55,786	0	18,380	17,878	40,125	29,123	2,245	4,289	2,510	4,597	1,533
19.3 Commercial auto no-fault (personal injury protection).....	0	0	0	0	0	0	0	0	0	0	0	0
19.4 Other commercial auto liability.....	0	0	0	0	0	0	0	0	0	0	0	0
21.1 Private passenger auto physical damage.....	53,853	56,633	0	14,663	22,396	21,627	(2,324)	70	106	84	3,970	1,524
21.2 Commercial auto physical damage.....	0	0	0	0	0	0	0	0	0	0	0	0
22. Aircraft (all perils).....	0	0	0	0	0	0	0	0	0	0	0	0
23. Fidelity.....	0	0	0	0	0	0	0	0	0	0	0	0
24. Surety.....	0	0	0	0	0	0	0	0	0	0	0	0
26. Burglary and theft.....	0	0	0	0	0	0	0	0	0	0	0	0
27. Boiler and machinery.....	0	0	0	0	0	0	0	0	0	0	0	0
28. Credit.....	0	0	0	0	0	0	0	0	0	0	0	0
30. Warranty.....	0	0	0	0	0	0	0	0	0	0	0	0
34. Aggregate write-ins for other lines of business.....	0	0	0	0	0	0	0	0	0	0	0	0
35. TOTALS (a).....	25,462,528	25,610,139	1,625	12,966,007	12,903,517	12,285,188	3,824,508	44,321	22,344	110,727	2,293,291	795,811

**DETAILS OF WRITE-INS**

3401. MISCELLANEOUS.....	0	0	0	0	0	0	0	0	0	0	0	0
3402. ....	0	0	0	0	0	0	0	0	0	0	0	0
3403. ....	0	0	0	0	0	0	0	0	0	0	0	0
3498. Summary of remaining write-ins for Line 34 from overflow page.....	0	0	0	0	0	0	0	0	0	0	0	0
3499. TOTALS (Lines 3401 through 3403 plus 3498) (Line 34 above).....	0	0	0	0	0	0	0	0	0	0	0	0

(a) Finance and service charges not included in Lines 1 to 35 \$...22,219.

(b) For health business on indicated lines report: Number of persons insured under PPO managed care products.....0 and number of persons insured under indemnity only products.....0.

19.TN

**EXHIBIT OF PREMIUMS AND LOSSES (Statutory Page 14)**



NAIC Group Code.....241 NAIC Company Code....26298

BUSINESS IN THE STATE OF TEXAS DURING THE YEAR

19.TX

Line of Business	Gross Premiums, Including Policy and Membership Fees, Less Return Premiums and Premiums on Policies not Taken		3 Dividends Paid or Credited to Policyholders on Direct Business	4 Direct Unearned Premium Reserves	5 Direct Losses Paid (deducting salvage)	6 Direct Losses Incurred	7 Direct Losses Unpaid	8 Direct Defense and Cost Containment Expense Paid	9 Direct Defense and Cost Containment Expense Incurred	10 Direct Defense and Cost Containment Expense Unpaid	11 Commissions and Brokerage Expenses	12 Taxes, Licenses and Fees
	1 Direct Premiums Written	2 Direct Premiums Earned										
1. Fire.....	0	0	0	0	0	0	0	0	0	0	0	0
2.1 Allied lines.....	0	0	0	0	0	0	0	0	0	0	0	0
2.2 Multiple peril crop.....	0	0	0	0	0	0	0	0	0	0	0	0
2.3 Federal flood.....	1,119,618	956,922	0	687,135	8,474,991	12,203,978	3,754,595	309,038	309,038	0	150,441	22,392
2.4 Private crop.....	0	0	0	0	0	0	0	0	0	0	0	0
2.5 Private flood.....	0	0	0	0	0	0	0	0	0	0	0	0
3. Farmowners multiple peril.....	0	0	0	0	0	0	0	0	0	0	0	0
4. Homeowners multiple peril.....	0	0	0	0	1	1	0	0	(1)	(1)	0	0
5.1 Commercial multiple peril (non-liability portion).....	1,984,039	1,502,872	0	1,103,571	397,327	669,216	519,878	15,715	14,569	9,187	374,118	52,021
5.2 Commercial multiple peril (liability portion).....	667,299	534,686	0	382,105	467,215	1,158,406	728,988	5,956	45,726	46,705	120,127	17,223
6. Mortgage guaranty.....	0	0	0	0	0	0	0	0	0	0	0	0
8. Ocean marine.....	0	0	0	0	0	0	0	0	0	0	0	0
9. Inland marine.....	179,258	185,761	0	86,369	70,756	67,038	22,154	0	69	605	11,026	8,042
10. Financial guaranty.....	0	0	0	0	0	0	0	0	0	0	0	0
11. Medical professional liability.....	0	0	0	0	0	0	0	0	0	0	0	0
12. Earthquake.....	0	0	0	0	0	0	0	0	0	0	0	0
13. Group accident and health (b).....	0	0	0	0	0	0	0	0	0	0	0	0
14. Credit A&H (group and individual).....	0	0	0	0	0	0	0	0	0	0	0	0
15.1 Collectively renewable A&H (b).....	0	0	0	0	0	0	0	0	0	0	0	0
15.2 Non-cancelable A&H (b).....	0	0	0	0	0	0	0	0	0	0	0	0
15.3 Guaranteed renewable A&H (b).....	0	0	0	0	0	0	0	0	0	0	0	0
15.4 Non-renewable for stated reasons only (b).....	0	0	0	0	0	0	0	0	0	0	0	0
15.5 Other accident only.....	0	0	0	0	0	0	0	0	0	0	0	0
15.6 Medicare Title XVIII exempt from state taxes or fees.....	0	0	0	0	0	0	0	0	0	0	0	0
15.7 All other A&H (b).....	0	0	0	0	0	0	0	0	0	0	0	0
15.8 Federal employees health benefits plan premium.....	0	0	0	0	0	0	0	0	0	0	0	0
16. Workers' compensation.....	0	0	0	0	0	0	0	0	0	0	0	0
17.1 Other liability-occurrence.....	2,295,563	2,446,839	0	1,172,869	851,100	2,127,379	3,890,837	2,301	11,747	25,484	231,778	79,720
17.2 Other liability-claims-made.....	0	0	0	0	0	0	0	0	0	0	0	0
17.3 Excess workers' compensation.....	0	0	0	0	0	0	0	0	0	0	0	0
18. Products liability.....	0	0	0	0	0	0	0	0	0	0	0	0
19.1 Private passenger auto no-fault (personal injury protection).....	35,984	36,317	0	8,558	13,048	16,614	7,892	0	461	1,603	1,936	1,094
19.2 Other private passenger auto liability.....	477,736	481,537	0	113,762	202,851	250,826	269,087	7,021	12,504	20,924	29,490	14,509
19.3 Commercial auto no-fault (personal injury protection).....	16,641	8,948	0	9,577	554	5,792	5,771	0	956	1,083	2,942	343
19.4 Other commercial auto liability.....	2,108,831	1,085,429	0	1,227,183	936,303	1,747,207	823,452	11,562	19,587	8,844	369,480	43,490
21.1 Private passenger auto physical damage.....	565,187	573,655	0	133,888	246,828	297,815	88,238	700	1,727	687	38,121	17,185
21.2 Commercial auto physical damage.....	788,933	415,078	0	462,054	269,110	598,482	351,544	0	2,233	2,269	138,850	16,286
22. Aircraft (all perils).....	0	0	0	0	0	0	0	0	0	0	0	0
23. Fidelity.....	0	0	0	0	0	0	0	0	0	0	0	0
24. Surety.....	0	0	0	0	0	0	0	0	0	0	0	0
26. Burglary and theft.....	0	0	0	0	0	0	0	0	0	0	0	0
27. Boiler and machinery.....	0	0	0	0	0	0	0	0	0	0	0	0
28. Credit.....	0	0	0	0	0	0	0	0	0	0	0	0
30. Warranty.....	0	0	0	0	0	0	0	0	0	0	0	0
34. Aggregate write-ins for other lines of business.....	0	0	0	0	0	0	0	0	0	0	0	0
35. TOTALS (a).....	10,239,089	8,228,044	0	5,387,071	11,930,084	19,142,754	10,462,436	352,293	418,616	117,390	1,468,309	272,305

**DETAILS OF WRITE-INS**

3401. MISCELLANEOUS.....	0	0	0	0	0	0	0	0	0	0	0	0
3402. ....	0	0	0	0	0	0	0	0	0	0	0	0
3403. ....	0	0	0	0	0	0	0	0	0	0	0	0
3498. Summary of remaining write-ins for Line 34 from overflow page.....	0	0	0	0	0	0	0	0	0	0	0	0
3499. TOTALS (Lines 3401 through 3403 plus 3498) (Line 34 above).....	0	0	0	0	0	0	0	0	0	0	0	0

(a) Finance and service charges not included in Lines 1 to 35 \$...27,792.

(b) For health business on indicated lines report: Number of persons insured under PPO managed care products.....0 and number of persons insured under indemnity only products.....0.

**EXHIBIT OF PREMIUMS AND LOSSES (Statutory Page 14)**



NAIC Group Code.....241 NAIC Company Code....26298

BUSINESS IN THE STATE OF UTAH DURING THE YEAR

19.UT

Line of Business	Gross Premiums, Including Policy and Membership Fees, Less Return Premiums and Premiums on Policies not Taken		3 Dividends Paid or Credited to Policyholders on Direct Business	4 Direct Unearned Premium Reserves	5 Direct Losses Paid (deducting salvage)	6 Direct Losses Incurred	7 Direct Losses Unpaid	8 Direct Defense and Cost Containment Expense Paid	9 Direct Defense and Cost Containment Expense Incurred	10 Direct Defense and Cost Containment Expense Unpaid	11 Commissions and Brokerage Expenses	12 Taxes, Licenses and Fees
	1 Direct Premiums Written	2 Direct Premiums Earned										
1. Fire.....	0	0	0	0	0	0	0	0	0	0	0	0
2.1 Allied lines.....	0	0	0	0	0	0	0	0	0	0	0	0
2.2 Multiple peril crop.....	0	0	0	0	0	0	0	0	0	0	0	0
2.3 Federal flood.....	44,156	46,468	0	24,919	0	0	0	0	0	0	5,276	706
2.4 Private crop.....	0	0	0	0	0	0	0	0	0	0	0	0
2.5 Private flood.....	0	0	0	0	0	0	0	0	0	0	0	0
3. Farmowners multiple peril.....	0	0	0	0	0	0	0	0	0	0	0	0
4. Homeowners multiple peril.....	5,887,871	5,916,282	0	3,076,393	4,050,683	3,634,619	966,756	25,053	(3,076)	40,067	643,342	155,131
5.1 Commercial multiple peril (non-liability portion).....	47,402	29,531	0	27,204	0	9,887	17,708	0	412	738	8,082	1,154
5.2 Commercial multiple peril (liability portion).....	74,099	45,705	0	41,433	25,103	41,615	23,554	0	4,128	5,889	12,515	1,840
6. Mortgage guaranty.....	0	0	0	0	0	0	0	0	0	0	0	0
8. Ocean marine.....	0	0	0	0	0	0	0	0	0	0	0	0
9. Inland marine.....	164,730	162,481	0	79,911	57,829	52,609	9,097	0	(16)	318	15,499	8,326
10. Financial guaranty.....	0	0	0	0	0	0	0	0	0	0	0	0
11. Medical professional liability.....	0	0	0	0	0	0	0	0	0	0	0	0
12. Earthquake.....	330,462	344,731	0	168,461	0	(1,240)	23,413	0	348	771	35,092	8,631
13. Group accident and health (b).....	0	0	0	0	0	0	0	0	0	0	0	0
14. Credit A&H (group and individual).....	0	0	0	0	0	0	0	0	0	0	0	0
15.1 Collectively renewable A&H (b).....	0	0	0	0	0	0	0	0	0	0	0	0
15.2 Non-cancelable A&H (b).....	0	0	0	0	0	0	0	0	0	0	0	0
15.3 Guaranteed renewable A&H (b).....	0	0	0	0	0	0	0	0	0	0	0	0
15.4 Non-renewable for stated reasons only (b).....	0	0	0	0	0	0	0	0	0	0	0	0
15.5 Other accident only.....	0	0	0	0	0	0	0	0	0	0	0	0
15.6 Medicare Title XVIII exempt from state taxes or fees.....	0	0	0	0	0	0	0	0	0	0	0	0
15.7 All other A&H (b).....	937,651	929,363	0	77,970	461,377	479,356	119,656	0	0	0	0	21,097
15.8 Federal employees health benefits plan premium.....	0	0	0	0	0	0	0	0	0	0	0	0
16. Workers' compensation.....	0	0	0	0	0	0	0	0	0	0	0	0
17.1 Other liability-occurrence.....	452,436	433,538	0	231,284	0	354,281	1,176,678	0	2,670	7,707	40,935	5,490
17.2 Other liability-claims-made.....	0	0	0	0	0	0	0	0	0	0	0	0
17.3 Excess workers' compensation.....	0	0	0	0	0	0	0	0	0	0	0	0
18. Products liability.....	0	0	0	0	0	0	0	0	0	0	0	0
19.1 Private passenger auto no-fault (personal injury protection).....	1,374	2,382	0	106	709	660	(36)	0	(2)	(7)	70	42
19.2 Other private passenger auto liability.....	42,408	45,076	0	13,181	573	600	3,966	0	16	280	2,486	1,201
19.3 Commercial auto no-fault (personal injury protection).....	0	0	0	0	0	0	0	0	0	0	0	0
19.4 Other commercial auto liability.....	0	0	0	0	0	0	0	0	0	0	0	0
21.1 Private passenger auto physical damage.....	34,419	36,868	0	10,986	10,057	9,919	(62)	0	7	6	1,685	1,161
21.2 Commercial auto physical damage.....	0	0	0	0	0	0	0	0	0	0	0	0
22. Aircraft (all perils).....	0	0	0	0	0	0	0	0	0	0	0	0
23. Fidelity.....	0	0	0	0	0	0	0	0	0	0	0	0
24. Surety.....	0	0	0	0	0	0	0	0	0	0	0	0
26. Burglary and theft.....	0	0	0	0	0	0	0	0	0	0	0	0
27. Boiler and machinery.....	0	0	0	0	0	0	0	0	0	0	0	0
28. Credit.....	0	0	0	0	0	0	0	0	0	0	0	0
30. Warranty.....	0	0	0	0	0	0	0	0	0	0	0	0
34. Aggregate write-ins for other lines of business.....	0	0	0	0	0	0	0	0	0	0	0	0
35. TOTALS (a).....	8,017,008	7,992,425	0	3,751,848	4,606,331	4,582,306	2,340,730	25,053	4,487	55,769	764,982	204,779

**DETAILS OF WRITE-INS**

3401. MISCELLANEOUS.....	0	0	0	0	0	0	0	0	0	0	0	0
3402. ....	0	0	0	0	0	0	0	0	0	0	0	0
3403. ....	0	0	0	0	0	0	0	0	0	0	0	0
3498. Summary of remaining write-ins for Line 34 from overflow page.....	0	0	0	0	0	0	0	0	0	0	0	0
3499. TOTALS (Lines 3401 through 3403 plus 3498) (Line 34 above).....	0	0	0	0	0	0	0	0	0	0	0	0

(a) Finance and service charges not included in Lines 1 to 35 \$ ....11,492.

(b) For health business on indicated lines report: Number of persons insured under PPO managed care products.....0 and number of persons insured under indemnity only products.....0.

**EXHIBIT OF PREMIUMS AND LOSSES (Statutory Page 14)**



NAIC Group Code.....241 NAIC Company Code....26298

BUSINESS IN THE STATE OF VIRGINIA DURING THE YEAR

Line of Business	Gross Premiums, Including Policy and Membership Fees, Less Return Premiums and Premiums on Policies not Taken		3 Dividends Paid or Credited to Policyholders on Direct Business	4 Direct Unearned Premium Reserves	5 Direct Losses Paid (deducting salvage)	6 Direct Losses Incurred	7 Direct Losses Unpaid	8 Direct Defense and Cost Containment Expense Paid	9 Direct Defense and Cost Containment Expense Incurred	10 Direct Defense and Cost Containment Expense Unpaid	11 Commissions and Brokerage Expenses	12 Taxes, Licenses and Fees
	1 Direct Premiums Written	2 Direct Premiums Earned										
1. Fire.....	106,418	108,632	0	54,220	48,718	45,725	12,456	7,407	7,137	2,623	28,458	3,405
2.1 Allied lines.....	0	0	0	0	0	0	0	0	0	0	0	0
2.2 Multiple peril crop.....	0	0	0	0	0	0	0	0	0	0	0	0
2.3 Federal flood.....	178,688	181,394	0	111,213	145,456	(92,441)	0	11,280	11,280	0	15,055	3,574
2.4 Private crop.....	0	0	0	0	0	0	0	0	0	0	0	0
2.5 Private flood.....	0	0	0	0	0	0	0	0	0	0	0	0
3. Farmowners multiple peril.....	0	0	0	0	0	0	0	0	0	0	0	0
4. Homeowners multiple peril.....	14,683,780	14,686,573	102	7,690,070	12,200,467	11,258,139	2,088,887	37,837	14,134	56,484	569,687	506,684
5.1 Commercial multiple peril (non-liability portion).....	0	0	0	0	0	0	0	0	0	0	0	0
5.2 Commercial multiple peril (liability portion).....	0	0	0	0	0	0	0	0	0	0	0	0
6. Mortgage guaranty.....	0	0	0	0	0	0	0	0	0	0	0	0
8. Ocean marine.....	0	0	0	0	0	0	0	0	0	0	0	0
9. Inland marine.....	396,009	394,719	0	205,242	77,913	23,213	51,158	4,912	3,873	1,273	15,322	17,079
10. Financial guaranty.....	0	0	0	0	0	0	0	0	0	0	0	0
11. Medical professional liability.....	0	0	0	0	0	0	0	0	0	0	0	0
12. Earthquake.....	38,030	36,998	0	19,127	0	(207)	2,186	0	42	72	1,578	1,321
13. Group accident and health (b).....	0	0	0	0	0	0	0	0	0	0	0	0
14. Credit A&H (group and individual).....	0	0	0	0	0	0	0	0	0	0	0	0
15.1 Collectively renewable A&H (b).....	0	0	0	0	0	0	0	0	0	0	0	0
15.2 Non-cancelable A&H (b).....	0	0	0	0	0	0	0	0	0	0	0	0
15.3 Guaranteed renewable A&H (b).....	0	0	0	0	0	0	0	0	0	0	0	0
15.4 Non-renewable for stated reasons only (b).....	0	0	0	0	0	0	0	0	0	0	0	0
15.5 Other accident only.....	0	0	0	0	0	0	0	0	0	0	0	0
15.6 Medicare Title XVIII exempt from state taxes or fees.....	0	0	0	0	0	0	0	0	0	0	0	0
15.7 All other A&H (b).....	1,074,824	1,058,082	0	89,427	258,426	270,056	95,339	0	0	0	0	24,184
15.8 Federal employees health benefits plan premium.....	0	0	0	0	0	0	0	0	0	0	0	0
16. Workers' compensation.....	0	0	0	0	0	0	0	0	0	0	0	0
17.1 Other liability-occurrence.....	498,617	466,598	49	257,316	225,190	49,406	492,104	0	(853)	3,223	23,645	7,607
17.2 Other liability-claims-made.....	0	0	0	0	0	0	0	0	0	0	0	0
17.3 Excess workers' compensation.....	0	0	0	0	0	0	0	0	0	0	0	0
18. Products liability.....	0	0	0	0	0	0	0	0	0	0	0	0
19.1 Private passenger auto no-fault (personal injury protection).....	0	0	0	0	0	(12)	36	0	(2)	7	0	0
19.2 Other private passenger auto liability.....	338,272	346,423	9	90,771	632,217	241,695	103,378	6,907	(26,885)	7,970	14,916	8,603
19.3 Commercial auto no-fault (personal injury protection).....	0	0	0	0	0	0	0	0	0	0	0	0
19.4 Other commercial auto liability.....	0	0	0	0	0	0	0	0	0	0	0	0
21.1 Private passenger auto physical damage.....	247,640	256,350	7	66,485	140,962	128,029	(254)	223	301	163	10,681	6,286
21.2 Commercial auto physical damage.....	0	0	0	0	0	0	0	0	0	0	0	0
22. Aircraft (all perils).....	0	0	0	0	0	0	0	0	0	0	0	0
23. Fidelity.....	0	0	0	0	0	0	0	0	0	0	0	0
24. Surety.....	0	0	0	0	0	0	0	0	0	0	0	0
26. Burglary and theft.....	0	0	0	0	0	0	0	0	0	0	0	0
27. Boiler and machinery.....	0	0	0	0	0	0	0	0	0	0	0	0
28. Credit.....	0	0	0	0	0	0	0	0	0	0	0	0
30. Warranty.....	0	0	0	0	0	0	0	0	0	0	0	0
34. Aggregate write-ins for other lines of business.....	0	0	0	0	0	0	0	0	0	0	0	0
35. TOTALS (a).....	17,562,278	17,535,769	167	8,583,871	13,729,349	11,923,603	2,845,290	68,566	9,027	71,815	679,342	578,743

**DETAILS OF WRITE-INS**

3401. MISCELLANEOUS.....	0	0	0	0	0	0	0	0	0	0	0	0
3402. ....	0	0	0	0	0	0	0	0	0	0	0	0
3403. ....	0	0	0	0	0	0	0	0	0	0	0	0
3498. Summary of remaining write-ins for Line 34 from overflow page.....	0	0	0	0	0	0	0	0	0	0	0	0
3499. TOTALS (Lines 3401 through 3403 plus 3498) (Line 34 above).....	0	0	0	0	0	0	0	0	0	0	0	0

(a) Finance and service charges not included in Lines 1 to 35 \$...36,560.

(b) For health business on indicated lines report: Number of persons insured under PPO managed care products.....0 and number of persons insured under indemnity only products.....0.

19.VA



**EXHIBIT OF PREMIUMS AND LOSSES (Statutory Page 14)**



NAIC Group Code.....241 NAIC Company Code....26298

BUSINESS IN THE STATE OF VERMONT DURING THE YEAR

19.VT

Line of Business	Gross Premiums, Including Policy and Membership Fees, Less Return Premiums and Premiums on Policies not Taken		3 Dividends Paid or Credited to Policyholders on Direct Business	4 Direct Unearned Premium Reserves	5 Direct Losses Paid (deducting salvage)	6 Direct Losses Incurred	7 Direct Losses Unpaid	8 Direct Defense and Cost Containment Expense Paid	9 Direct Defense and Cost Containment Expense Incurred	10 Direct Defense and Cost Containment Expense Unpaid	11 Commissions and Brokerage Expenses	12 Taxes, Licenses and Fees
	1 Direct Premiums Written	2 Direct Premiums Earned										
1. Fire.....	0	0	0	0	0	0	0	0	0	0	0	0
2.1 Allied lines.....	0	0	0	0	0	0	0	0	0	0	0	0
2.2 Multiple peril crop.....	0	0	0	0	0	0	0	0	0	0	0	0
2.3 Federal flood.....	16,978	20,294	0	11,075	0	0	0	0	0	0	2,103	374
2.4 Private crop.....	0	0	0	0	0	0	0	0	0	0	0	0
2.5 Private flood.....	0	0	0	0	0	0	0	0	0	0	0	0
3. Farmowners multiple peril.....	0	0	0	0	0	0	0	0	0	0	0	0
4. Homeowners multiple peril.....	2,094,341	2,101,827	2,433	1,114,227	1,213,219	1,494,651	528,132	0	4,515	14,320	145,448	50,935
5.1 Commercial multiple peril (non-liability portion).....	3,235	2,312	0	1,571	0	1,134	1,802	0	47	75	611	97
5.2 Commercial multiple peril (liability portion).....	4,498	3,424	0	2,225	0	1,578	2,378	0	394	594	781	122
6. Mortgage guaranty.....	0	0	0	0	0	0	0	0	0	0	0	0
8. Ocean marine.....	0	0	0	0	0	0	0	0	0	0	0	0
9. Inland marine.....	42,824	43,293	0	22,230	4,151	6,690	4,917	0	125	163	2,645	923
10. Financial guaranty.....	0	0	0	0	0	0	0	0	0	0	0	0
11. Medical professional liability.....	0	0	0	0	0	0	0	0	0	0	0	0
12. Earthquake.....	2,544	2,505	0	1,239	0	150	288	0	9	9	144	60
13. Group accident and health (b).....	0	0	0	0	0	0	0	0	0	0	0	0
14. Credit A&H (group and individual).....	0	0	0	0	0	0	0	0	0	0	0	0
15.1 Collectively renewable A&H (b).....	0	0	0	0	0	0	0	0	0	0	0	0
15.2 Non-cancelable A&H (b).....	0	0	0	0	0	0	0	0	0	0	0	0
15.3 Guaranteed renewable A&H (b).....	0	0	0	0	0	0	0	0	0	0	0	0
15.4 Non-renewable for stated reasons only (b).....	0	0	0	0	0	0	0	0	0	0	0	0
15.5 Other accident only.....	0	0	0	0	0	0	0	0	0	0	0	0
15.6 Medicare Title XVIII exempt from state taxes or fees.....	0	0	0	0	0	0	0	0	0	0	0	0
15.7 All other A&H (b).....	0	0	0	0	0	0	0	0	0	0	0	0
15.8 Federal employees health benefits plan premium.....	0	0	0	0	0	0	0	0	0	0	0	0
16. Workers' compensation.....	0	0	0	0	0	0	0	0	0	0	0	0
17.1 Other liability-occurrence.....	93,798	94,704	151	47,391	0	10,964	74,748	0	119	490	6,097	1,254
17.2 Other liability-claims-made.....	0	0	0	0	0	0	0	0	0	0	0	0
17.3 Excess workers' compensation.....	0	0	0	0	0	0	0	0	0	0	0	0
18. Products liability.....	0	0	0	0	0	0	0	0	0	0	0	0
19.1 Private passenger auto no-fault (personal injury protection).....	0	0	0	0	0	0	0	0	0	0	0	0
19.2 Other private passenger auto liability.....	1,483,008	1,547,950	0	612,534	652,140	921,263	992,094	62,844	87,599	79,677	90,001	35,911
19.3 Commercial auto no-fault (personal injury protection).....	0	0	0	0	0	0	0	0	0	0	0	0
19.4 Other commercial auto liability.....	0	0	0	0	0	0	0	0	0	0	0	0
21.1 Private passenger auto physical damage.....	1,930,155	1,964,560	0	806,733	779,152	832,507	42,324	2,506	1,755	(200)	117,880	46,837
21.2 Commercial auto physical damage.....	0	0	0	0	0	0	0	0	0	0	0	0
22. Aircraft (all perils).....	0	0	0	0	0	0	0	0	0	0	0	0
23. Fidelity.....	0	0	0	0	0	0	0	0	0	0	0	0
24. Surety.....	0	0	0	0	0	0	0	0	0	0	0	0
26. Burglary and theft.....	0	0	0	0	0	0	0	0	0	0	0	0
27. Boiler and machinery.....	0	0	0	0	0	0	0	0	0	0	0	0
28. Credit.....	0	0	0	0	0	0	0	0	0	0	0	0
30. Warranty.....	0	0	0	0	0	0	0	0	0	0	0	0
34. Aggregate write-ins for other lines of business.....	0	0	0	0	0	0	0	0	0	0	0	0
35. TOTALS (a).....	5,671,381	5,780,869	2,584	2,619,225	2,648,662	3,268,937	1,646,683	65,350	94,563	95,128	365,710	136,513

**DETAILS OF WRITE-INS**

3401. MISCELLANEOUS.....	0	0	0	0	0	0	0	0	0	0	0	0
3402. ....	0	0	0	0	0	0	0	0	0	0	0	0
3403. ....	0	0	0	0	0	0	0	0	0	0	0	0
3498. Summary of remaining write-ins for Line 34 from overflow page.....	0	0	0	0	0	0	0	0	0	0	0	0
3499. TOTALS (Lines 3401 through 3403 plus 3498) (Line 34 above).....	0	0	0	0	0	0	0	0	0	0	0	0

(a) Finance and service charges not included in Lines 1 to 35 \$....43,691.

(b) For health business on indicated lines report: Number of persons insured under PPO managed care products.....0 and number of persons insured under indemnity only products.....0.

**EXHIBIT OF PREMIUMS AND LOSSES (Statutory Page 14)**



NAIC Group Code.....241 NAIC Company Code....26298

BUSINESS IN THE STATE OF WASHINGTON DURING THE YEAR

19.WA

Line of Business	Gross Premiums, Including Policy and Membership Fees, Less Return Premiums and Premiums on Policies not Taken		3 Dividends Paid or Credited to Policyholders on Direct Business	4 Direct Unearned Premium Reserves	5 Direct Losses Paid (deducting salvage)	6 Direct Losses Incurred	7 Direct Losses Unpaid	8 Direct Defense and Cost Containment Expense Paid	9 Direct Defense and Cost Containment Expense Incurred	10 Direct Defense and Cost Containment Expense Unpaid	11 Commissions and Brokerage Expenses	12 Taxes, Licenses and Fees
	1 Direct Premiums Written	2 Direct Premiums Earned										
1. Fire.....	0	0	0	0	0	0	0	0	0	0	0	0
2.1 Allied lines.....	0	0	0	0	0	0	0	0	0	0	0	0
2.2 Multiple peril crop.....	0	0	0	0	0	0	0	0	0	0	0	0
2.3 Federal flood.....	344,282	341,271	0	207,211	4,027	4,027	0	2,180	2,180	0	55,991	11,544
2.4 Private crop.....	0	0	0	0	0	0	0	0	0	0	0	0
2.5 Private flood.....	0	0	0	0	0	0	0	0	0	0	0	0
3. Farmowners multiple peril.....	0	0	0	0	0	0	0	0	0	0	0	0
4. Homeowners multiple peril.....	32,978,814	32,595,899	249	17,307,350	20,714,960	24,122,392	13,259,031	1,341,240	1,358,751	320,673	3,221,782	830,890
5.1 Commercial multiple peril (non-liability portion).....	2,104	1,485	0	1,282	0	0	0	0	0	0	466	51
5.2 Commercial multiple peril (liability portion).....	743	360	0	605	0	0	0	0	0	0	84	18
6. Mortgage guaranty.....	0	0	0	0	0	0	0	0	0	0	0	0
8. Ocean marine.....	0	0	0	0	0	0	0	0	0	0	0	0
9. Inland marine.....	792,775	828,060	95	399,749	525,609	471,165	53,072	620	(3,524)	1,660	82,486	20,617
10. Financial guaranty.....	0	0	0	0	0	0	0	0	0	0	0	0
11. Medical professional liability.....	0	0	0	0	0	0	0	0	0	0	0	0
12. Earthquake.....	2,428,689	2,515,396	0	1,237,172	0	(1,078)	148,744	0	2,187	4,895	264,182	61,521
13. Group accident and health (b).....	0	0	0	0	0	0	0	0	0	0	0	0
14. Credit A&H (group and individual).....	0	0	0	0	0	0	0	0	0	0	0	0
15.1 Collectively renewable A&H (b).....	0	0	0	0	0	0	0	0	0	0	0	0
15.2 Non-cancelable A&H (b).....	0	0	0	0	0	0	0	0	0	0	0	0
15.3 Guaranteed renewable A&H (b).....	0	0	0	0	0	0	0	0	0	0	0	0
15.4 Non-renewable for stated reasons only (b).....	0	0	0	0	0	0	0	0	0	0	0	0
15.5 Other accident only.....	0	0	0	0	0	0	0	0	0	0	0	0
15.6 Medicare Title XVIII exempt from state taxes or fees.....	0	0	0	0	0	0	0	0	0	0	0	0
15.7 All other A&H (b).....	0	0	0	0	0	0	0	0	0	0	0	0
15.8 Federal employees health benefits plan premium.....	0	0	0	0	0	0	0	0	0	0	0	0
16. Workers' compensation.....	0	0	0	0	0	0	0	0	0	0	0	0
17.1 Other liability-occurrence.....	1,984,551	2,020,181	301	995,568	810,000	630,832	2,413,122	10,530	10,423	15,805	217,506	41,152
17.2 Other liability-claims-made.....	0	0	0	0	0	0	0	0	0	0	0	0
17.3 Excess workers' compensation.....	0	0	0	0	0	0	0	0	0	0	0	0
18. Products liability.....	0	0	0	0	0	0	0	0	0	0	0	0
19.1 Private passenger auto no-fault (personal injury protection).....	24,678	24,772	0	6,931	25,693	22,846	(6,914)	0	(317)	(1,405)	1,449	600
19.2 Other private passenger auto liability.....	197,591	205,605	0	52,276	206,688	203,553	320,588	33,275	34,157	26,557	11,895	4,783
19.3 Commercial auto no-fault (personal injury protection).....	6,363	2,517	0	4,261	0	1,333	1,935	0	219	363	1,156	130
19.4 Other commercial auto liability.....	261,409	131,723	0	150,134	43,507	98,128	63,788	0	1,853	2,373	46,689	5,397
21.1 Private passenger auto physical damage.....	99,229	99,264	0	28,225	44,138	34,517	(9,401)	150	521	362	5,231	2,397
21.2 Commercial auto physical damage.....	93,760	47,899	0	53,829	4,952	25,535	20,583	0	30	30	16,677	1,937
22. Aircraft (all perils).....	0	0	0	0	0	0	0	0	0	0	0	0
23. Fidelity.....	0	0	0	0	0	0	0	0	0	0	0	0
24. Surety.....	0	0	0	0	0	0	0	0	0	0	0	0
26. Burglary and theft.....	0	0	0	0	0	0	0	0	0	0	0	0
27. Boiler and machinery.....	0	0	0	0	0	0	0	0	0	0	0	0
28. Credit.....	0	0	0	0	0	0	0	0	0	0	0	0
30. Warranty.....	0	0	0	0	0	0	0	0	0	0	0	0
34. Aggregate write-ins for other lines of business.....	0	0	0	0	0	0	0	0	0	0	0	0
35. TOTALS (a).....	39,214,988	38,814,432	645	20,444,593	22,379,574	25,613,250	16,264,548	1,387,995	1,406,480	371,313	3,925,594	981,037

**DETAILS OF WRITE-INS**

3401. MISCELLANEOUS.....	0	0	0	0	0	0	0	0	0	0	0	0
3402. ....	0	0	0	0	0	0	0	0	0	0	0	0
3403. ....	0	0	0	0	0	0	0	0	0	0	0	0
3498. Summary of remaining write-ins for Line 34 from overflow page.....	0	0	0	0	0	0	0	0	0	0	0	0
3499. TOTALS (Lines 3401 through 3403 plus 3498) (Line 34 above).....	0	0	0	0	0	0	0	0	0	0	0	0

(a) Finance and service charges not included in Lines 1 to 35 \$...2,765.

(b) For health business on indicated lines report: Number of persons insured under PPO managed care products.....0 and number of persons insured under indemnity only products.....0.

**EXHIBIT OF PREMIUMS AND LOSSES (Statutory Page 14)**



NAIC Group Code.....241 NAIC Company Code....26298

BUSINESS IN THE STATE OF WISCONSIN DURING THE YEAR

19.WI

Line of Business	Gross Premiums, Including Policy and Membership Fees, Less Return Premiums and Premiums on Policies not Taken		3 Dividends Paid or Credited to Policyholders on Direct Business	4 Direct Unearned Premium Reserves	5 Direct Losses Paid (deducting salvage)	6 Direct Losses Incurred	7 Direct Losses Unpaid	8 Direct Defense and Cost Containment Expense Paid	9 Direct Defense and Cost Containment Expense Incurred	10 Direct Defense and Cost Containment Expense Unpaid	11 Commissions and Brokerage Expenses	12 Taxes, Licenses and Fees
	1 Direct Premiums Written	2 Direct Premiums Earned										
1. Fire.....	0	0	0	0	0	0	0	0	0	0	0	0
2.1 Allied lines.....	0	0	0	0	0	0	0	0	0	0	0	0
2.2 Multiple peril crop.....	0	0	0	0	0	0	0	0	0	0	0	0
2.3 Federal flood.....	79,705	73,797	0	44,538	0	0	0	370	370	0	14,903	3,268
2.4 Private crop.....	0	0	0	0	0	0	0	0	0	0	0	0
2.5 Private flood.....	0	0	0	0	0	0	0	0	0	0	0	0
3. Farmowners multiple peril.....	0	0	0	0	0	0	0	0	0	0	0	0
4. Homeowners multiple peril.....	10,461,286	10,739,306	379	5,424,420	5,500,922	5,311,292	1,167,716	33,610	23,024	41,696	1,178,090	252,045
5.1 Commercial multiple peril (non-liability portion).....	67,641	57,054	0	30,908	37,869	42,585	21,985	0	(367)	353	14,703	1,557
5.2 Commercial multiple peril (liability portion).....	74,800	68,815	0	34,712	232,912	233,611	19,506	0	(1,100)	3,602	14,861	1,748
6. Mortgage guaranty.....	0	0	0	0	0	0	0	0	0	0	0	0
8. Ocean marine.....	0	0	0	0	0	0	0	0	0	0	0	0
9. Inland marine.....	437,497	463,766	0	230,743	152,398	136,312	24,188	0	(267)	853	48,029	12,866
10. Financial guaranty.....	0	0	0	0	0	0	0	0	0	0	0	0
11. Medical professional liability.....	0	0	0	0	0	0	0	0	0	0	0	0
12. Earthquake.....	2,240	2,388	0	1,114	0	(19)	144	0	4	4	293	56
13. Group accident and health (b).....	0	0	0	0	0	0	0	0	0	0	0	0
14. Credit A&H (group and individual).....	0	0	0	0	0	0	0	0	0	0	0	0
15.1 Collectively renewable A&H (b).....	0	0	0	0	0	0	0	0	0	0	0	0
15.2 Non-cancelable A&H (b).....	0	0	0	0	0	0	0	0	0	0	0	0
15.3 Guaranteed renewable A&H (b).....	0	0	0	0	0	0	0	0	0	0	0	0
15.4 Non-renewable for stated reasons only (b).....	0	0	0	0	0	0	0	0	0	0	0	0
15.5 Other accident only.....	0	0	0	0	0	0	0	0	0	0	0	0
15.6 Medicare Title XVIII exempt from state taxes or fees.....	0	0	0	0	0	0	0	0	0	0	0	0
15.7 All other A&H (b).....	827,276	820,138	0	69,074	264,508	274,860	86,766	0	0	0	0	16,546
15.8 Federal employees health benefits plan premium.....	0	0	0	0	0	0	0	0	0	0	0	0
16. Workers' compensation.....	0	0	0	0	0	0	0	0	0	0	0	0
17.1 Other liability-occurrence.....	1,146,527	1,125,016	51	583,690	977,285	893,205	948,770	0	(114)	6,214	130,603	15,569
17.2 Other liability-claims-made.....	0	0	0	0	0	0	0	0	0	0	0	0
17.3 Excess workers' compensation.....	0	0	0	0	0	0	0	0	0	0	0	0
18. Products liability.....	0	0	0	0	0	0	0	0	0	0	0	0
19.1 Private passenger auto no-fault (personal injury protection).....	0	0	0	0	0	0	0	0	0	0	0	0
19.2 Other private passenger auto liability.....	5,873,779	5,927,359	0	2,736,633	4,411,240	3,469,789	6,008,748	150,048	74,752	500,419	690,577	145,810
19.3 Commercial auto no-fault (personal injury protection).....	0	0	0	0	0	0	0	0	0	0	0	0
19.4 Other commercial auto liability.....	0	0	0	0	0	0	0	0	0	0	0	0
21.1 Private passenger auto physical damage.....	5,601,014	5,690,821	0	2,617,908	2,782,695	2,741,096	(28,195)	6,923	9,105	4,354	657,946	139,084
21.2 Commercial auto physical damage.....	0	0	0	0	0	0	0	0	0	0	0	0
22. Aircraft (all perils).....	0	0	0	0	0	0	0	0	0	0	0	0
23. Fidelity.....	0	0	0	0	0	0	0	0	0	0	0	0
24. Surety.....	0	0	0	0	0	0	0	0	0	0	0	0
26. Burglary and theft.....	0	0	0	0	0	0	0	0	0	0	0	0
27. Boiler and machinery.....	0	0	0	0	0	0	0	0	0	0	0	0
28. Credit.....	0	0	0	0	0	0	0	0	0	0	0	0
30. Warranty.....	0	0	0	0	0	0	0	0	0	0	0	0
34. Aggregate write-ins for other lines of business.....	0	0	0	0	0	0	0	0	0	0	0	0
35. TOTALS (a).....	24,571,765	24,968,460	430	11,773,740	14,359,829	13,102,731	8,249,628	190,951	105,407	557,495	2,750,005	588,549

**DETAILS OF WRITE-INS**

3401. MISCELLANEOUS.....	0	0	0	0	0	0	0	0	0	0	0	0
3402. ....	0	0	0	0	0	0	0	0	0	0	0	0
3403. ....	0	0	0	0	0	0	0	0	0	0	0	0
3498. Summary of remaining write-ins for Line 34 from overflow page.....	0	0	0	0	0	0	0	0	0	0	0	0
3499. TOTALS (Lines 3401 through 3403 plus 3498) (Line 34 above).....	0	0	0	0	0	0	0	0	0	0	0	0

(a) Finance and service charges not included in Lines 1 to 35 \$ ...89,236.

(b) For health business on indicated lines report: Number of persons insured under PPO managed care products.....0 and number of persons insured under indemnity only products.....0.

**EXHIBIT OF PREMIUMS AND LOSSES (Statutory Page 14)**



NAIC Group Code.....241 NAIC Company Code....26298

BUSINESS IN THE STATE OF WEST VIRGINIA DURING THE YEAR

Line of Business	Gross Premiums, Including Policy and Membership Fees, Less Return Premiums and Premiums on Policies not Taken		3 Dividends Paid or Credited to Policyholders on Direct Business	4 Direct Unearned Premium Reserves	5 Direct Losses Paid (deducting salvage)	6 Direct Losses Incurred	7 Direct Losses Unpaid	8 Direct Defense and Cost Containment Expense Paid	9 Direct Defense and Cost Containment Expense Incurred	10 Direct Defense and Cost Containment Expense Unpaid	11 Commissions and Brokerage Expenses	12 Taxes, Licenses and Fees
	1 Direct Premiums Written	2 Direct Premiums Earned										
1. Fire.....	0	0	0	0	0	0	0	0	0	0	0	0
2.1 Allied lines.....	0	0	0	0	0	0	0	0	0	0	0	0
2.2 Multiple peril crop.....	0	0	0	0	0	0	0	0	0	0	0	0
2.3 Federal flood.....	26,337	27,661	0	12,706	0	0	0	0	0	0	3,436	0
2.4 Private crop.....	0	0	0	0	0	0	0	0	0	0	0	0
2.5 Private flood.....	0	0	0	0	0	0	0	0	0	0	0	0
3. Farmowners multiple peril.....	0	0	0	0	0	0	0	0	0	0	0	0
4. Homeowners multiple peril.....	2,861,059	3,016,194	411	1,454,203	1,220,119	1,416,886	515,930	0	2,126	16,249	136,230	127,387
5.1 Commercial multiple peril (non-liability portion).....	1,674	1,281	0	698	0	(174)	235	0	(7)	10	325	56
5.2 Commercial multiple peril (liability portion).....	4,805	3,887	0	1,578	0	1,720	2,659	0	430	665	931	158
6. Mortgage guaranty.....	0	0	0	0	0	0	0	0	0	0	0	0
8. Ocean marine.....	0	0	0	0	0	0	0	0	0	0	0	0
9. Inland marine.....	20,069	21,588	0	11,177	8,549	8,501	1,213	0	9	40	898	895
10. Financial guaranty.....	0	0	0	0	0	0	0	0	0	0	0	0
11. Medical professional liability.....	0	0	0	0	0	0	0	0	0	0	0	0
12. Earthquake.....	1,114	1,661	0	673	0	(8)	92	0	2	3	49	49
13. Group accident and health (b).....	0	0	0	0	0	0	0	0	0	0	0	0
14. Credit A&H (group and individual).....	0	0	0	0	0	0	0	0	0	0	0	0
15.1 Collectively renewable A&H (b).....	0	0	0	0	0	0	0	0	0	0	0	0
15.2 Non-cancelable A&H (b).....	0	0	0	0	0	0	0	0	0	0	0	0
15.3 Guaranteed renewable A&H (b).....	0	0	0	0	0	0	0	0	0	0	0	0
15.4 Non-renewable for stated reasons only (b).....	0	0	0	0	0	0	0	0	0	0	0	0
15.5 Other accident only.....	0	0	0	0	0	0	0	0	0	0	0	0
15.6 Medicare Title XVIII exempt from state taxes or fees.....	0	0	0	0	0	0	0	0	0	0	0	0
15.7 All other A&H (b).....	0	0	0	0	0	0	0	0	0	0	0	0
15.8 Federal employees health benefits plan premium.....	0	0	0	0	0	0	0	0	0	0	0	0
16. Workers' compensation.....	0	0	0	0	0	0	0	0	0	0	0	0
17.1 Other liability-occurrence.....	26,793	28,148	0	12,975	0	2,923	22,234	0	42	146	1,806	2,206
17.2 Other liability-claims-made.....	0	0	0	0	0	0	0	0	0	0	0	0
17.3 Excess workers' compensation.....	0	0	0	0	0	0	0	0	0	0	0	0
18. Products liability.....	0	0	0	0	0	0	0	0	0	0	0	0
19.1 Private passenger auto no-fault (personal injury protection).....	0	0	0	0	0	0	0	0	0	0	0	0
19.2 Other private passenger auto liability.....	1,531,382	1,519,166	0	548,182	970,047	760,617	760,584	38,182	15,980	60,046	94,876	65,324
19.3 Commercial auto no-fault (personal injury protection).....	0	0	0	0	0	0	0	0	0	0	0	0
19.4 Other commercial auto liability.....	0	0	0	0	0	0	0	0	0	0	0	0
21.1 Private passenger auto physical damage.....	1,365,138	1,353,469	0	477,774	439,660	549,230	86,264	354	(2,016)	(1,323)	97,811	58,329
21.2 Commercial auto physical damage.....	0	0	0	0	0	0	0	0	0	0	0	0
22. Aircraft (all perils).....	0	0	0	0	0	0	0	0	0	0	0	0
23. Fidelity.....	0	0	0	0	0	0	0	0	0	0	0	0
24. Surety.....	0	0	0	0	0	0	0	0	0	0	0	0
26. Burglary and theft.....	0	0	0	0	0	0	0	0	0	0	0	0
27. Boiler and machinery.....	0	0	0	0	0	0	0	0	0	0	0	0
28. Credit.....	0	0	0	0	0	0	0	0	0	0	0	0
30. Warranty.....	0	0	0	0	0	0	0	0	0	0	0	0
34. Aggregate write-ins for other lines of business.....	0	0	0	0	0	0	0	0	0	0	0	0
35. TOTALS (a).....	5,838,371	5,973,055	411	2,519,966	2,638,375	2,739,695	1,389,211	38,536	16,566	75,836	336,362	254,404

**DETAILS OF WRITE-INS**

3401. MISCELLANEOUS.....	0	0	0	0	0	0	0	0	0	0	0	0
3402. ....	0	0	0	0	0	0	0	0	0	0	0	0
3403. ....	0	0	0	0	0	0	0	0	0	0	0	0
3498. Summary of remaining write-ins for Line 34 from overflow page.....	0	0	0	0	0	0	0	0	0	0	0	0
3499. TOTALS (Lines 3401 through 3403 plus 3498) (Line 34 above).....	0	0	0	0	0	0	0	0	0	0	0	0

(a) Finance and service charges not included in Lines 1 to 35 \$ ....11,272.

(b) For health business on indicated lines report: Number of persons insured under PPO managed care products.....0 and number of persons insured under indemnity only products.....0.

19.WV

**EXHIBIT OF PREMIUMS AND LOSSES (Statutory Page 14)**



NAIC Group Code.....241 NAIC Company Code....26298

BUSINESS IN THE STATE OF WYOMING DURING THE YEAR

Line of Business	Gross Premiums, Including Policy and Membership Fees, Less Return Premiums and Premiums on Policies not Taken		3 Dividends Paid or Credited to Policyholders on Direct Business	4 Direct Unearned Premium Reserves	5 Direct Losses Paid (deducting salvage)	6 Direct Losses Incurred	7 Direct Losses Unpaid	8 Direct Defense and Cost Containment Expense Paid	9 Direct Defense and Cost Containment Expense Incurred	10 Direct Defense and Cost Containment Expense Unpaid	11 Commissions and Brokerage Expenses	12 Taxes, Licenses and Fees
	1 Direct Premiums Written	2 Direct Premiums Earned										
1. Fire.....	0	0	0	0	0	0	0	0	0	0	0	0
2.1 Allied lines.....	0	0	0	0	0	0	0	0	0	0	0	0
2.2 Multiple peril crop.....	0	0	0	0	0	0	0	0	0	0	0	0
2.3 Federal flood.....	9,393	8,608	0	5,448	0	0	0	0	0	0	1,781	188
2.4 Private crop.....	0	0	0	0	0	0	0	0	0	0	0	0
2.5 Private flood.....	0	0	0	0	0	0	0	0	0	0	0	0
3. Farmowners multiple peril.....	0	0	0	0	0	0	0	0	0	0	0	0
4. Homeowners multiple peril.....	2,895,330	2,902,450	0	1,503,775	1,406,615	1,280,958	267,161	1,507	(2,793)	13,631	323,933	67,942
5.1 Commercial multiple peril (non-liability portion).....	0	0	0	0	0	0	0	0	0	0	0	0
5.2 Commercial multiple peril (liability portion).....	0	0	0	0	0	0	0	0	0	0	0	0
6. Mortgage guaranty.....	0	0	0	0	0	0	0	0	0	0	0	0
8. Ocean marine.....	0	0	0	0	0	0	0	0	0	0	0	0
9. Inland marine.....	43,548	42,930	0	21,553	11,987	11,449	1,878	0	13	62	4,928	938
10. Financial guaranty.....	0	0	0	0	0	0	0	0	0	0	0	0
11. Medical professional liability.....	0	0	0	0	0	0	0	0	0	0	0	0
12. Earthquake.....	3,175	3,344	0	1,561	0	(86)	168	0	4	5	216	72
13. Group accident and health (b).....	0	0	0	0	0	0	0	0	0	0	0	0
14. Credit A&H (group and individual).....	0	0	0	0	0	0	0	0	0	0	0	0
15.1 Collectively renewable A&H (b).....	0	0	0	0	0	0	0	0	0	0	0	0
15.2 Non-cancelable A&H (b).....	0	0	0	0	0	0	0	0	0	0	0	0
15.3 Guaranteed renewable A&H (b).....	0	0	0	0	0	0	0	0	0	0	0	0
15.4 Non-renewable for stated reasons only (b).....	0	0	0	0	0	0	0	0	0	0	0	0
15.5 Other accident only.....	0	0	0	0	0	0	0	0	0	0	0	0
15.6 Medicare Title XVIII exempt from state taxes or fees.....	0	0	0	0	0	0	0	0	0	0	0	0
15.7 All other A&H (b).....	0	0	0	0	0	0	0	0	0	0	0	0
15.8 Federal employees health benefits plan premium.....	0	0	0	0	0	0	0	0	0	0	0	0
16. Workers' compensation.....	0	0	0	0	0	0	0	0	0	0	0	0
17.1 Other liability-occurrence.....	38,433	39,298	0	18,701	0	5,744	29,285	0	53	192	4,715	625
17.2 Other liability-claims-made.....	0	0	0	0	0	0	0	0	0	0	0	0
17.3 Excess workers' compensation.....	0	0	0	0	0	0	0	0	0	0	0	0
18. Products liability.....	0	0	0	0	0	0	0	0	0	0	0	0
19.1 Private passenger auto no-fault (personal injury protection).....	0	0	0	0	0	0	0	0	0	0	0	0
19.2 Other private passenger auto liability.....	1,771,658	1,785,445	0	749,171	1,403,254	1,485,781	1,461,051	9,379	13,527	116,933	177,523	42,085
19.3 Commercial auto no-fault (personal injury protection).....	0	0	0	0	0	0	0	0	0	0	0	0
19.4 Other commercial auto liability.....	0	0	0	0	0	0	0	0	0	0	0	0
21.1 Private passenger auto physical damage.....	3,028,086	3,023,283	0	1,272,652	1,758,847	1,744,399	65,847	943	278	(997)	298,961	71,690
21.2 Commercial auto physical damage.....	0	0	0	0	0	0	0	0	0	0	0	0
22. Aircraft (all perils).....	0	0	0	0	0	0	0	0	0	0	0	0
23. Fidelity.....	0	0	0	0	0	0	0	0	0	0	0	0
24. Surety.....	0	0	0	0	0	0	0	0	0	0	0	0
26. Burglary and theft.....	0	0	0	0	0	0	0	0	0	0	0	0
27. Boiler and machinery.....	0	0	0	0	0	0	0	0	0	0	0	0
28. Credit.....	0	0	0	0	0	0	0	0	0	0	0	0
30. Warranty.....	0	0	0	0	0	0	0	0	0	0	0	0
34. Aggregate write-ins for other lines of business.....	0	0	0	0	0	0	0	0	0	0	0	0
35. TOTALS (a).....	7,789,623	7,805,358	0	3,572,861	4,580,703	4,528,245	1,825,390	11,829	11,082	129,826	812,057	183,540

**DETAILS OF WRITE-INS**

3401. MISCELLANEOUS.....	0	0	0	0	0	0	0	0	0	0	0	0
3402. ....	0	0	0	0	0	0	0	0	0	0	0	0
3403. ....	0	0	0	0	0	0	0	0	0	0	0	0
3498. Summary of remaining write-ins for Line 34 from overflow page.....	0	0	0	0	0	0	0	0	0	0	0	0
3499. TOTALS (Lines 3401 through 3403 plus 3498) (Line 34 above).....	0	0	0	0	0	0	0	0	0	0	0	0

(a) Finance and service charges not included in Lines 1 to 35 \$ ...26,064.

(b) For health business on indicated lines report: Number of persons insured under PPO managed care products.....0 and number of persons insured under indemnity only products.....0.

19.WY

**Metropolitan Property and Casualty Insurance Company**

**SCHEDULE F - PART 1**

Assumed Reinsurance as of December 31, Current Year (\$000 Omitted)

1 ID Number	2 NAIC Company Code	3 Name of Reinsured	4 Domiciliary Jurisdiction	5 Assumed Premium	Reinsurance On			9 Contingent Commissions Payable	10 Assumed Premiums Receivable	11 Unearned Premium	12 Funds Held by or Deposited With Reinsured Companies	13 Letters of Credit Posted	14 Amount of Assets Pledged or Compensating Balances to Secure Letters of Credit	15 Amount of Assets Pledged or Collateral Held in Trust
					6 Paid Losses and Loss Adjustment Expenses	7 Known Case Losses and LAE	8 Cols. 6 + 7							
<b>Affiliates - U.S. Non-Pool - Other</b>														
36-1022580..	22926....	Economy Fire & Casualty Company.....	IL.....	356,601	0	122,035	122,035	2,374	118,581	175,772	0	0	0	0
05-0393243..	40169....	Metropolitan Casualty Insurance Company.....	RI.....	511,141	0	215,246	215,246	2,364	156,379	219,267	0	0	0	0
23-1903575..	25321....	Metropolitan Direct Property and Casualty Insurance Company.....	RI.....	341,738	0	122,495	122,495	565	118,952	147,845	0	0	0	0
22-2342710..	39950....	Metropolitan General Insurance Company.....	RI.....	18,024	0	8,184	8,184	57	5,602	6,608	0	0	0	0
13-2915260..	34339....	Metropolitan Group Property and Casualty Insurance Company.....	RI.....	756,414	0	327,182	327,182	304	295,674	338,073	0	0	0	0
75-2483187..	13938....	Metropolitan Lloyds Insurance Company of Texas.....	TX.....	232,737	0	61,946	61,946	935	72,170	110,070	0	0	0	0
0399999.	Affiliates - U.S. Non-Pool - Other.....			2,216,654	0	857,089	857,089	6,599	767,359	997,634	0	0	0	0
0499999.	Affiliates - U.S. Non-Pool - Total.....			2,216,654	0	857,089	857,089	6,599	767,359	997,634	0	0	0	0
0899999.	Total Affiliates.....			2,216,654	0	857,089	857,089	6,599	767,359	997,634	0	0	0	0
<b>Other U. S. Unaffiliated Insurers</b>														
05-0254496..	10014....	Affiliated FM Insurance Company.....	RI.....	0	0	49	49	0	0	0	0	0	0	0
13-5010440..	35289....	Continental Reinsurance Company.....	PA.....	0	0	291	291	0	0	0	0	215	0	0
48-0921045..	39845....	Employers Reinsurance Company.....	MO.....	0	0	22	22	0	0	0	0	0	0	0
22-2005057..	26921....	Everest Reinsurance Company.....	DE.....	0	0	370	370	0	0	0	0	0	0	0
13-2673100..	22039....	General Reinsurance Corporation.....	DE.....	0	0	210	210	0	0	0	0	0	0	0
75-2447701..	19544....	Liberty County Mutual Insurance Co.....	TX.....	0	0	0	0	0	0	0	0	25	0	0
25-0687550..	19445....	National Union Fire Insurance Company.....	PA.....	0	0	7	7	0	0	0	0	0	0	0
23-1641984..	10219....	QBE Reinsurance Corporation.....	PA.....	0	0	184	184	0	0	0	0	0	0	0
13-5339725..	18341....	Reinsurance Corporation of New York.....	NY.....	0	0	7	7	0	0	0	0	0	0	0
37-0533080..	25143....	State Farm Fire and Casualty Insurance Company.....	IL.....	0	0	1	1	0	0	0	0	0	0	0
31-4423946..	10952....	Stonebridge Casualty Insurance Company.....	OH.....	0	0	13,363	13,363	0	0	0	0	0	0	0
13-5616275..	19453....	Transatlantic Reinsurance Corporation.....	NY.....	0	0	2	2	0	0	0	0	0	0	0
0999999.	Other U. S. Unaffiliated Insurers.....			0	0	14,504	14,504	0	0	0	0	240	0	0
<b>Pools and Associations - Mandatory Pools</b>														
AA-9991161.	00000....	Commonwealth Automobile Reinsurers.....	MA.....	0	0	14	14	0	0	0	0	0	0	0
AA-9991124.	00000....	Michigan Auto Insurance Placement Facility.....	MI.....	0	54	0	54	0	0	0	0	0	0	0
AA-9991132.	00000....	New Hampshire Automobile Reinsurance Facility.....	NH.....	2	(2)	1	(1)	0	1	1	7	0	0	0
AA-9991139.	00000....	North Carolina Reinsurance Facility.....	NC.....	15,938	0	6,467	6,467	0	0	3,842	0	0	0	0
AA-9991148.	00000....	South Carolina Reinsurance Facility.....	SC.....	0	0	0	0	0	(277)	0	0	0	0	0
1099999.	Pools and Associations - Mandatory Pools.....			15,940	52	6,483	6,535	0	(275)	3,843	7	0	0	0
<b>Pools and Associations - Voluntary Pools</b>														
AA-9995069.	00000....	All American Marine Slip.....	NY.....	0	0	20	20	0	0	0	0	0	0	0
AA-9995010.	00000....	American Nuclear Insurers - Liability Pool.....	CT.....	0	0	0	0	0	42	42	42	0	0	0
1199999.	Pools and Associations - Voluntary Pools.....			0	0	20	20	0	0	42	42	0	0	0
1299999.	Total Pools and Associations.....			15,940	52	6,503	6,555	0	(275)	3,885	49	0	0	0
9999999.	Totals.....			2,232,594	52	878,097	878,149	6,599	767,084	1,001,519	49	240	0	0

## SCHEDULE F - PART 2

Premium Portfolio Reinsurance Effected or (Canceled) during Current Year

1 ID Number	2 NAIC Company Code	3 Name of Company	4 Date of Contract	5 Original Premium	6 Reinsurance Premium
-------------------	------------------------------	----------------------	-----------------------	-----------------------	--------------------------

**NONE**

**SCHEDULE F - PART 3**

Ceded Reinsurance as of December 31, Current Year (\$000 Omitted)

1 ID Number	2 NAIC Company Code	3 Name of Reinsurer	4 Domiciliary Jurisdiction	5 Special Code	6 Reinsurance Premiums Ceded	Reinsurance Recoverable on										Reinsurance Payable		18 Net Amount Recoverable From Reinsurers Col. 15-[16+17]	19 Funds Held By Company Under Reinsurance Treaties	
						7 Paid Losses	8 Paid LAE	9 Known Case Loss Reserves	10 Known Case LAE Reserves	11 IBNR Loss Reserves	12 IBNR LAE Reserves	13 Unearned Premiums	14 Contingent Commissions	15 Cols. 7 through 14 Totals	16 Ceded Balances Payable	17 Other Amounts Due to Reinsurers				
<b>Authorized Other U.S. Unaffiliated Insurers</b>																				
36-2661954.	10103...	American Agricultural Insurance Company.....	IN.....		618	0	0	81	5	0	0	0	0	0	0	85	61	0	25	0
06-1430254.	10348...	Arch Reinsurance Company.....	DE.....		161	0	0	0	0	0	0	0	0	0	0	0	2	0	(2)	0
51-0434766.	20370...	AXIS Reinsurance Company.....	NY.....		131	0	0	75	0	0	0	0	0	0	75	(1)	0	76	0	
39-0712210.	18767...	Church Mutual Insurance Co.....	WI.....		91	0	0	19	0	0	0	0	0	0	19	1	0	18	0	
42-0234980.	21415...	Employers Mutual Casualty Co.....	IA.....		218	0	0	77	0	0	0	0	0	0	77	3	0	75	0	
22-2005057.	26921...	Everest Reinsurance Company.....	DE.....		873	0	0	70	3	0	0	0	0	0	73	72	0	1	0	
AA-9995093	00000...	Excess & Treaty Management Corporation.....	NY.....		0	11	0	297	0	0	0	0	0	0	308	0	0	308	0	
05-0316605.	21482...	Factory Mutual Ins. Co.....	RI.....		0	10	0	285	0	0	0	0	0	0	294	0	0	294	0	
13-2673100.	22039...	General Reinsurance Corporation.....	DE.....		31	50	0	180	0	0	0	0	0	0	230	1	0	229	0	
74-2195939.	42374...	Houston Casualty Company.....	TX.....		0	0	0	0	0	0	0	0	0	0	0	0	0	0	0	
61-0392792.	22993...	Kentucky Farm Bureau Mutual Insurance Company.....	KY.....		91	0	0	11	0	0	0	0	0	0	11	1	0	10	0	
04-1543470.	23043...	Liberty Mutual Insurance Company.....	MA.....		0	0	0	7	0	0	0	0	0	0	7	(0)	0	7	0	
31-4259550.	14621...	Motorists Mutual Insurance Co.....	OH.....		91	0	0	40	0	0	0	0	0	0	40	1	0	39	0	
47-0698507.	23680...	Odyssey Reinsurance Company.....	CT.....		825	0	0	135	8	0	0	0	0	0	143	83	0	60	0	
13-3031176.	38636...	Partner Reinsurance Co. of US.....	NY.....		58	50	0	204	0	0	0	0	0	0	254	2	0	252	0	
23-1641984.	10219...	QBE Reinsurance Corporation.....	PA.....		46	0	0	0	0	0	0	0	0	0	0	1	0	(1)	0	
52-1952955.	10357...	Renaissance Reinsurance U.S. Inc.....	MD.....		549	(0)	0	226	0	0	0	0	0	0	226	6	0	221	0	
43-0727872.	15105...	Safety National Casualty Co.....	MO.....		54	0	0	25	0	0	0	0	0	0	25	0	0	25	0	
75-1444207.	30058...	Scor Reinsurance Company.....	NY.....		121	0	0	68	0	0	0	0	0	0	68	(1)	0	68	0	
13-2997499.	38776...	Sirius America Insurance Company.....	NY.....		1	0	0	1	0	0	0	0	0	0	1	0	0	1	0	
41-0406690.	24767...	St Paul Fire & Marine Ins Co.....	CT.....		0	21	0	652	0	0	0	0	0	0	673	0	0	673	0	
13-1675535.	25364...	Swiss Re (GE Reinsurance Corporation).....	NY.....		0	0	0	48	0	0	0	0	0	0	48	0	0	48	0	
13-2918573.	42439...	Toa Reinsurance Company of America.....	DE.....		25	0	0	39	0	0	0	0	0	0	39	0	0	39	0	
13-5616275.	19453...	Transatlantic Reinsurance Company.....	NY.....		895	0	0	64	4	0	0	0	0	0	68	96	0	(28)	0	
0999999.		Total Authorized Other U.S. Unaffiliated Insurers.....			4,878	144	0	2,602	20	0	0	0	0	0	2,765	328	0	2,437	0	
<b>Authorized Pools-Mandatory Pools</b>																				
AA-9991161	00000...	Commonwealth Automobile Reinsurers.....	MA.....		0	0	0	2	0	0	0	0	0	0	2	0	0	2	0	
AA-9991310	00000...	Florida Hurricane Catastrophe Fund.....	FL.....		2,464	0	0	0	0	0	0	0	0	0	0	(1,007)	0	1,007	0	
AA-9991205	00000...	Georgia Fair Plan.....	GA.....		12	0	0	0	0	0	0	0	0	0	0	0	0	0	0	
AA-9991500	00000...	Illinois Mine Subsidence Fund.....	IL.....		441	0	0	238	0	0	0	0	0	0	238	0	0	238	0	
AA-9991501	00000...	Indiana Mine Subsidence Fund.....	IN.....		19	0	0	0	0	0	0	0	0	0	0	0	0	0	0	
AA-9991502	00000...	Kentucky Mine Subsidence Fund.....	KY.....		5	0	0	0	0	0	0	0	0	0	0	0	0	0	0	
AA-9991213	00000...	Massachusetts Fair Plan.....	MA.....		1,190	0	0	0	0	0	0	0	579	0	579	0	0	579	0	
AA-9991159	00000...	Michigan Catastrophic Claims Association.....	MI.....		5,430	749	0	58,706	0	0	0	0	0	0	59,455	(85)	0	59,541	0	
AA-9992201	00000...	National Flood Insurance Program.....	DC.....		12,490	0	0	4,851	0	0	0	0	7,283	0	12,134	0	0	12,134	0	
AA-9991160	00000...	New Jersey Unsatisfied Claim and Judgement Fund.....	NJ.....		0	1	0	30	0	0	0	0	0	0	30	0	0	30	0	
AA-9991220	00000...	New York Fair Plan.....	NY.....		76	0	0	0	0	0	0	0	38	0	38	0	0	38	0	



**SCHEDULE F - PART 3**

Ceded Reinsurance as of December 31, Current Year (\$000 Omitted)

1 ID Number	2 NAIC Company Code	3 Name of Reinsurer	4 Domiciliary Jurisdiction	5 Special Code	6 Reinsurance Premiums Ceded	Reinsurance Recoverable on									Reinsurance Payable		18 Net Amount Recoverable From Reinsurers Col. 15-[16+17]	19 Funds Held By Company Under Reinsurance Treaties
						7 Paid Losses	8 Paid LAE	9 Known Case Loss Reserves	10 Known Case LAE Reserves	11 IBNR Loss Reserves	12 IBNR LAE Reserves	13 Unearned Premiums	14 Contingent Commissions	15 Cols. 7 through 14 Totals	16 Ceded Balances Payable	17 Other Amounts Due to Reinsurers		
AA-9991139	00000...	North Carolina Reinsurance Facility.....	NC.....		10,557	2,176	0	7,224	0	0	0	5,309	0	14,709	1,183	0	13,526	0
AA-9991503	00000...	Ohio Mine Subsidence Fund.....	OH.....		2	0	0	0	0	0	0	0	0	0	0	0	0	0
AA-9991226	00000...	Virginia Fair Plan.....	VA.....		8	0	0	0	0	0	0	0	0	0	0	0	0	0
AA-9991506	00000...	West Virginia Mine Subsidence Fund.....	WV.....		61	0	0	0	0	0	0	0	0	0	0	0	0	0
1099999.	Total Authorized Pools - Mandatory Pools.....				32,757	2,926	0	71,051	0	0	0	13,208	0	87,185	90	0	87,095	0

**Authorized Other Non-U.S. Insurers**

AA-3194168	00000...	Aspen Insurance Limited.....	BMU.....		714	0	0	32	2	0	0	0	0	34	61	0	(27)	0
AA-1120337	00000...	Aspen Insurance UK Limited.....	GBR.....		163	50	0	186	0	0	0	0	0	236	3	0	234	0
AA-3194122	00000...	DaVinci Reinsurance Ltd.....	BMU.....		306	0	0	0	0	0	0	0	0	0	24	0	(24)	0
AA-1340125	00000...	Hannover Ruckversicherung AG.....	DEU.....		444	101	0	422	0	0	0	0	0	523	(0)	0	523	0
AA-1126033	00000...	Lloyd's Syndicate Number 0033.....	GBR.....		52	43	0	156	0	0	0	0	0	199	1	0	197	0
AA-1126190	00000...	Lloyd's Syndicate Number 0190.....	GBR.....		1	0	0	0	0	0	0	0	0	0	0	0	0	0
AA-1126382	00000...	Lloyds Syndicate Number 0382.....	GBR.....		0	0	0	16	1	0	0	0	0	17	2	0	15	0
AA-1126435	00000...	Lloyd's Syndicate Number 0435.....	GBR.....		482	0	0	195	12	0	0	0	0	207	66	0	142	0
AA-1126510	00000...	Lloyd's Syndicate Number 0510.....	GBR.....		29	13	0	43	0	0	0	0	0	56	(2)	0	58	0
AA-1126609	00000...	Lloyd's Syndicate Number 0609.....	GBR.....		12	0	0	0	0	0	0	0	0	0	(1)	0	1	0
AA-1126623	00000...	Lloyd's Syndicate Number 0623.....	GBR.....		55	4	0	47	2	0	0	0	0	52	9	0	44	0
AA-1126958	00000...	Lloyd's Syndicate Number 0958.....	GBR.....		0	0	0	0	0	0	0	0	0	0	0	0	0	0
AA-1127084	00000...	Lloyd's Syndicate Number 1084.....	GBR.....		118	25	0	92	0	0	0	0	0	117	7	0	110	0
AA-1127183	00000...	Lloyd's Syndicate Number 1183.....	GBR.....		324	0	0	24	1	0	0	0	0	26	30	0	(4)	0
AA-1127414	00000...	Lloyd's Syndicate Number 1414.....	GBR.....		530	0	0	0	0	0	0	0	0	0	120	0	(120)	0
AA-1120102	00000...	Lloyd's Syndicate Number 1458.....	GBR.....		251	0	0	0	0	0	0	0	0	0	20	0	(20)	0
AA-1120084	00000...	Lloyd's Syndicate Number 1955.....	GBR.....		230	0	0	0	0	0	0	0	0	0	18	0	(18)	0
AA-1128000	00000...	Lloyd's Syndicate Number 2000.....	GBR.....		3	0	0	2	0	0	0	0	0	2	0	0	2	0
AA-1128001	00000...	Lloyd's Syndicate Number 2001.....	GBR.....		160	76	0	360	5	0	0	0	0	441	16	0	425	0
AA-1128003	00000...	Lloyd's Syndicate Number 2003.....	GBR.....		643	0	0	98	6	0	0	0	0	103	64	0	39	0
AA-1120071	00000...	Lloyd's Syndicate Number 2007.....	GBR.....		302	0	0	40	2	0	0	0	0	43	30	0	13	0
AA-1128010	00000...	Lloyd's Syndicate Number 2010.....	GBR.....		37	25	0	92	0	0	0	0	0	117	0	0	117	0
AA-1120158	00000...	Lloyd's Syndicate Number 2014.....	GBR.....		222	0	0	5	0	0	0	0	0	5	14	0	(10)	0
AA-1128623	00000...	Lloyd's Syndicate Number 2623.....	GBR.....		241	17	0	61	0	0	0	0	0	77	17	0	61	0
AA-1128791	00000...	Lloyd's Syndicate Number 2791.....	GBR.....		6	0	0	0	0	0	0	0	0	0	0	0	0	0
AA-1128987	00000...	Lloyd's Syndicate Number 2987.....	GBR.....		253	0	0	0	0	0	0	0	0	0	20	0	(20)	0
AA-1120116	00000...	Lloyd's Syndicate Number 3902.....	GBR.....		0	0	0	56	3	0	0	0	0	60	9	0	51	0
AA-1126005	00000...	Lloyd's Syndicate Number 4000.....	GBR.....		0	0	0	56	3	0	0	0	0	60	9	0	51	0
AA-1120075	00000...	Lloyd's Syndicate Number 4020.....	GBR.....		108	0	0	0	0	0	0	0	0	0	8	0	(8)	0
AA-1126004	00000...	Lloyd's Syndicate Number 4444.....	GBR.....		489	0	0	32	2	0	0	0	0	34	43	0	(9)	0
AA-1126006	00000...	Lloyd's Syndicate Number 4472.....	GBR.....		1,020	0	0	112	7	0	0	0	0	119	97	0	22	0
AA-1840000	00000...	Mapfre Re.....	ESP.....		614	0	0	80	5	0	0	0	0	85	61	0	25	0

22.1

### SCHEDULE F - PART 3

Ceded Reinsurance as of December 31, Current Year (\$000 Omitted)

1 ID Number	2 NAIC Company Code	3 Name of Reinsurer	4 Domiciliary Jurisdiction	5 Special Code	6 Reinsurance Premiums Ceded	Reinsurance Recoverable on									Reinsurance Payable		18 Net Amount Recoverable From Reinsurers Col. 15-[16+17]	19 Funds Held By Company Under Reinsurance Treaties	
						7 Paid Losses	8 Paid LAE	9 Known Case Loss Reserves	10 Known Case LAE Reserves	11 IBNR Loss Reserves	12 IBNR LAE Reserves	13 Unearned Premiums	14 Contingent Commissions	15 Cols. 7 through 14 Totals	16 Ceded Balances Payable	17 Other Amounts Due to Reinsurers			
AA-1121425	00000...	Markel International Insurance Company Limited.....	GBR.....		310	0	0	0	0	0	0	0	0	0	0	24	0	(24)	0
AA-1460019	00000...	MS Amlin AG.....	CHE.....		425	0	0	0	0	0	0	0	0	0	0	36	0	(36)	0
AA-3190339	00000...	Renaissance Reinsurance Ltd.....	BMU.....		814	0	0	0	0	0	0	0	0	0	64	0	(64)	0	
AA-3190870	00000...	Validus Reinsurance Ltd.....	BMU.....		519	0	0	161	10	0	0	0	0	170	65	0	105	0	
1299999	Total Authorized Other Non-U.S. Insurers.....				9,876	353	0	2,369	61	0	0	0	0	2,784	936	0	1,848	0	
1399999	Total Authorized.....				47,511	3,423	0	76,022	81	0	0	13,208	0	92,734	1,354	0	91,380	0	

**Unauthorized Other U.S. Unaffiliated Insurers**

03-0310326	10578...	CSX Insurance Company.....	VT.....		2,152	256	5	738	0	127	0	933	0	2,059	247	0	1,812	0
03-0346985	11291...	Exchange Indemnity Company.....	VT.....		7,488	345	16	2,367	0	423	0	3,338	0	6,489	2,786	0	3,703	0
25-1438780	10531...	Three Rivers Insurance Company.....	VT.....		724	96	1	257	0	38	0	337	0	729	85	0	645	0
2299999	Total Unauthorized Other U.S. Unaffiliated Insurers.....				10,364	697	22	3,362	0	588	0	4,608	0	9,278	3,118	0	6,160	0

**Unauthorized Other Non-U.S. Insurers**

AA-1120810	00000...	ACE INA (UK) Limited.....	GBR.....		0	0	0	0	0	0	0	0	0	0	0	0	0	0
AA-3190932	00000...	ARGO Re.....	BMU.....		1	0	0	1	0	0	0	0	0	1	0	1	0	0
AA-3194139	00000...	Axis Specialty.....	BMU.....		573	0	0	0	0	0	0	0	0	0	47	0	(47)	0
AA-3194161	00000...	Catlin Insurance Co. Ltd.....	BMU.....		2,113	0	0	96	6	0	0	0	0	102	179	0	(77)	0
AA-3190770	00000...	Chubb Tempest Reinsurance Company.....	BMU.....		161	0	0	32	2	0	0	0	0	34	17	0	17	0
AA-1320035	00000...	Colisee Re.....	FRA.....		1	0	0	0	0	0	0	0	0	0	0	0	0	0
AA-3191289	00000...	Fidelis Insurance Bermuda Limited.....	BMU.....		172	0	0	0	0	0	0	0	0	0	14	0	(14)	0
AA-3191190	00000...	Hamilton Re Ltd. (formerly S A C Re LTD).....	BMU.....		431	0	0	0	0	0	0	0	0	0	34	0	(34)	0
AA-3190060	00000...	Hannover Re Limited.....	BMU.....		253	0	0	66	4	0	0	0	0	70	30	0	40	0
AA-3190463	00000...	International Property Catastrophe Reinsurance Ltd.....	BMU.....		1	0	0	1	0	0	0	0	0	1	0	0	1	0
AA-1120066	00000...	Lancashire Insurance Company UK LTD.....	GBR.....		638	0	0	0	0	0	0	0	0	0	50	0	(50)	0
AA-3190829	00000...	Markel Bermuda Limited (formerly Alterra Bermuda Ltd.).....	BMU.....		753	0	0	257	16	0	0	0	0	273	99	0	173	0
AA-3194145	00000...	Marshall Insurance Group, Ltd.....	BMU.....		5,089	588	11	1,313	0	182	0	2,330	0	4,424	562	0	3,862	0
AA-1320034	00000...	Paris Re.....	FRA.....		0	0	0	0	0	0	0	0	0	0	0	0	0	0
AA-1340192	00000...	R&V Versicherung AG.....	DEU.....		0	50	0	170	0	0	0	0	0	221	0	0	221	0
AA-1464100	00000...	SCOR Switzerland AG.....	CHE.....		1,632	0	0	161	10	0	0	0	0	170	153	0	18	0
AA-3194151	00000...	Sirius.....	BMU.....		127	0	0	0	0	0	0	0	0	10	0	0	(10)	0
AA-1440076	00000...	Sirius International Insurance Corp.....	SWE.....		1	0	0	4	0	0	0	0	0	4	0	0	4	0
AA-3191315	00000...	XL Bermuda Ltd.....	BMU.....		2	0	0	194	12	0	0	0	0	206	30	0	176	0
2599999	Total Unauthorized Other Non-U.S. Insurers.....				11,947	639	11	2,296	49	182	0	2,330	0	5,506	1,227	0	4,280	0
2699999	Total Unauthorized.....				22,311	1,336	32	5,659	49	770	0	6,938	0	14,784	4,344	0	10,440	0

**Certified Other Non-U.S. Insurers**

AA-3194126	00000...	Arch Reinsurance Limited.....	BMU.....		319	0	0	81	5	0	0	0	0	85	38	0	47	0
AA-3194130	00000...	Endurance Specialty Insurance Limited.....	BMU.....		619	0	0	81	5	0	0	0	0	86	61	0	25	0
3899999	Total Certified Other Non-U.S. Insurers.....				939	0	0	162	10	0	0	0	0	171	99	0	72	0
3999999	Total Certified.....				939	0	0	162	10	0	0	0	0	171	99	0	72	0

22.2

### SCHEDULE F - PART 3

Ceded Reinsurance as of December 31, Current Year (\$000 Omitted)

1 ID Number	2 NAIC Company Code	3 Name of Reinsurer	4 Domiciliary Jurisdiction	5 Special Code	6 Reinsurance Premiums Ceded	Reinsurance Recoverable on									Reinsurance Payable		18 Net Amount Recoverable From Reinsurers Col. 15-[16+17]	19 Funds Held By Company Under Reinsurance Treaties
						7 Paid Losses	8 Paid LAE	9 Known Case Loss Reserves	10 Known Case LAE Reserves	11 IBNR Loss Reserves	12 IBNR LAE Reserves	13 Unearned Premiums	14 Contingent Commissions	15 Cols. 7 through 14 Totals	16 Ceded Balances Payable	17 Other Amounts Due to Reinsurers		
4099999		Total Authorized, Unauthorized and Certified.....			70,761	4,759	32	81,842	140	770	0	20,146	0	107,689	5,798	0	101,892	0
9999999		Totals.....			70,761	4,759	32	81,842	140	770	0	20,146	0	107,689	5,798	0	101,892	0

Note: A. Report the five largest provisional commission rates included in the cedant's reinsurance treaties. The commission rate to be reported is by contract with ceded premium in excess of \$50,000.

1 Name of Reinsurer	2 Commission Rate	3 Ceded Premium
(1) National Flood Insurance Program.....	31.1	12,490
(2) Three Rivers Insurance Company.....	31.0	724
(3) Exchange Indemnity Company.....	29.5	7,488
(4) Marshall Insurance Group, Ltd.....	28.7	3,466
(5) Marshall Insurance Group, Ltd.....	27.9	1,633

B. Report the five largest reinsurance recoverables reported in Column 15, due from any one reinsurer (based on the total recoverables, Line 9999999, Column 15), the amount of ceded premium, and indicate whether the recoverables are due from an affiliated insurer.

1 Name of Reinsurer	2 Total Recoverables	3 Ceded Premiums	4 Affiliated	
(1) Michigan Catastrophic Claims Association.....	59,455	5,430	Yes [ ]	No [ X ]
(2) North Carolina Reinsurance Facility.....	14,709	10,557	Yes [ ]	No [ X ]
(3) National Flood Insurance Program.....	12,134	12,490	Yes [ ]	No [ X ]
(4) Exchange Indemnity Company.....	6,489	7,488	Yes [ ]	No [ X ]
(5) Marshall Insurance Group, Ltd.....	4,424	5,089	Yes [ ]	No [ X ]

**SCHEDULE F - PART 4**

Aging of Ceded Reinsurance as of December 31, Current Year (\$000 Omitted)

1 ID Number	2 NAIC Company Code	3 Name of Reinsurer	4 Domiciliary Jurisdiction	Reinsurance Recoverable on Paid Losses and Paid Loss Adjustment Expenses						11 Total Due Cols. 5 + 10	12 Percentage Overdue Col. 10 / Col. 11	13 Percentage More Than 120 Days Overdue Col. 9 / Col. 11
				5 Current	Overdue				10 Total Overdue Cols. 6 + 7 + 8 + 9			
					6 1 to 29 Days	7 30 to 90 Days	8 91 to 120 Days	9 Over 120 Days				
<b>Authorized Other U.S. Unaffiliated Insurers</b>												
36-2661954..	10103....	American Agricultural Insurance Company.....	IN.....	0	0	0	0	0	0	0	0.0	0.0
06-1430254..	10348....	Arch Reinsurance Company.....	DE.....	0	0	0	0	0	0	0	0.0	0.0
51-0434766..	20370....	AXIS Reinsurance Company.....	NY.....	0	0	0	0	0	0	0	0.0	0.0
39-0712210..	18767....	Church Mutual Insurance Co.....	WI.....	0	0	0	0	0	0	0	0.0	0.0
42-0234980..	21415....	Employers Mutual Casualty Co.....	IA.....	0	0	0	0	0	0	0	0.0	0.0
22-2005057..	26921....	Everest Reinsurance Company.....	DE.....	0	0	0	0	0	0	0	0.0	0.0
AA-9995093..	00000....	Excess & Treaty Management Corporation.....	NY.....	11	0	0	0	0	0	11	0.0	0.0
05-0316605..	21482....	Factory Mutual Ins. Co.....	RI.....	10	0	0	0	0	0	10	0.0	0.0
13-2673100..	22039....	General Reinsurance Corporation.....	DE.....	50	0	0	0	0	0	50	0.0	0.0
74-2195939..	42374....	Houston Casualty Company.....	TX.....	0	0	0	0	0	0	0	0.0	0.0
61-0392792..	22993....	Kentucky Farm Bureau Mutual Insurance Company.....	KY.....	0	0	0	0	0	0	0	0.0	0.0
04-1543470..	23043....	Liberty Mutual Insurance Company.....	MA.....	0	0	0	0	0	0	0	0.0	0.0
31-4259550..	14621....	Motorists Mutual Insurance Co.....	OH.....	0	0	0	0	0	0	0	0.0	0.0
47-0698507..	23680....	Odyssey Reinsurance Company.....	CT.....	0	0	0	0	0	0	0	0.0	0.0
13-3031176..	38636....	Partner Reinsurance Co. of US.....	NY.....	50	0	0	0	0	0	50	0.0	0.0
23-1641984..	10219....	QBE Reinsurance Corporation.....	PA.....	0	0	0	0	0	0	0	0.0	0.0
52-1952955..	10357....	Renaissance Reinsurance U.S. Inc.....	MD.....	(0)	0	0	0	0	0	(0)	0.0	0.0
43-0727872..	15105....	Safety National Casualty Co.....	MO.....	0	0	0	0	0	0	0	0.0	0.0
75-1444207..	30058....	Scor Reinsurance Company.....	NY.....	0	0	0	0	0	0	0	0.0	0.0
13-2997499..	38776....	Sirius America Insurance Company.....	NY.....	0	0	0	0	0	0	0	0.0	0.0
41-0406690..	24767....	St Paul Fire & Marine Ins Co.....	CT.....	21	0	0	0	0	0	21	0.0	0.0
13-1675535..	25364....	Swiss Re (GE Reinsurance Corporation).....	NY.....	0	0	0	0	0	0	0	0.0	0.0
13-2918573..	42439....	Toa Reinsurance Company of America.....	DE.....	0	0	0	0	0	0	0	0.0	0.0
13-5616275..	19453....	Transatlantic Reinsurance Company.....	NY.....	0	0	0	0	0	0	0	0.0	0.0
0999999..		Total Authorized - Other U.S. Unaffiliated Insurers.....		144	0	0	0	0	0	144	0.0	0.0
<b>Authorized Pools-Mandatory Pools</b>												
AA-9991161..	00000....	Commonwealth Automobile Reinsurers.....	MA.....	0	0	0	0	0	0	0	0.0	0.0
AA-9991310..	00000....	Florida Hurricane Catastrophe Fund.....	FL.....	0	0	0	0	0	0	0	0.0	0.0
AA-9991205..	00000....	Georgia Fair Plan.....	GA.....	0	0	0	0	0	0	0	0.0	0.0
AA-9991500..	00000....	Illinois Mine Subsidence Fund.....	IL.....	0	0	0	0	0	0	0	0.0	0.0
AA-9991501..	00000....	Indiana Mine Subsidence Fund.....	IN.....	0	0	0	0	0	0	0	0.0	0.0
AA-9991502..	00000....	Kentucky Mine Subsidence Fund.....	KY.....	0	0	0	0	0	0	0	0.0	0.0
AA-9991213..	00000....	Massachusetts Fair Plan.....	MA.....	0	0	0	0	0	0	0	0.0	0.0
AA-9991159..	00000....	Michigan Catastrophic Claims Association.....	MI.....	749	0	0	0	0	0	749	0.0	0.0
AA-9992201..	00000....	National Flood Insurance Program.....	DC.....	0	0	0	0	0	0	0	0.0	0.0
AA-9991160..	00000....	New Jersey Unsatisfied Claim and Judgement Fund.....	NJ.....	1	0	0	0	0	0	1	0.0	0.0
AA-9991220..	00000....	New York Fair Plan.....	NY.....	0	0	0	0	0	0	0	0.0	0.0

## SCHEDULE F - PART 4

Aging of Ceded Reinsurance as of December 31, Current Year (\$000 Omitted)

1 ID Number	2 NAIC Company Code	3 Name of Reinsurer	4 Domiciliary Jurisdiction	5 Reinsurance Recoverable on Paid Losses and Paid Loss Adjustment Expenses						11 Total Due Cols. 5 + 10	12 Percentage Overdue Col. 10 / Col. 11	13 Percentage More Than 120 Days Overdue Col. 9 / Col. 11
				5 Current	Overdue				10 Total Overdue Cols. 6 + 7 + 8 + 9			
					6 1 to 29 Days	7 30 to 90 Days	8 91 to 120 Days	9 Over 120 Days				
AA-9991139.	00000....	North Carolina Reinsurance Facility.....	NC.....	2,176	0	0	0	0	0	2,176	.00	.00
AA-9991503.	00000....	Ohio Mine Subsidence Fund.....	OH.....	0	0	0	0	0	0	0	.00	.00
AA-9991226.	00000....	Virginia Fair Plan.....	VA.....	0	0	0	0	0	0	0	.00	.00
AA-9991506.	00000....	West Virginia Mine Subsidence Fund.....	WV.....	0	0	0	0	0	0	0	.00	.00
1099999.		Total Authorized - Pools - Mandatory Pools.....		2,926	0	0	0	0	0	2,926	.00	.00

**Authorized Other Non-U.S. Insurers**

AA-3194168.	00000....	Aspen Insurance Limited.....	BMU.....	0	0	0	0	0	0	0	.00	.00
AA-1120337.	00000....	Aspen Insurance UK Limited.....	GBR.....	50	0	0	0	0	0	50	.00	.00
AA-3194122.	00000....	DaVinci Reinsurance Ltd.....	BMU.....	0	0	0	0	0	0	0	.00	.00
AA-1340125.	00000....	Hannover Ruckversicherung AG.....	DEU.....	101	0	0	0	0	0	101	.00	.00
AA-1126033.	00000....	Lloyd's Syndicate Number 0033.....	GBR.....	43	0	0	0	0	0	43	.00	.00
AA-1126190.	00000....	Lloyd's Syndicate Number 0190.....	GBR.....	0	0	0	0	0	0	0	.00	.00
AA-1126382.	00000....	Lloyds Syndicate Number 0382.....	GBR.....	0	0	0	0	0	0	0	.00	.00
AA-1126435.	00000....	Lloyd's Syndicate Number 0435.....	GBR.....	0	0	0	0	0	0	0	.00	.00
AA-1126510.	00000....	Lloyd's Syndicate Number 0510.....	GBR.....	13	0	0	0	0	0	13	.00	.00
AA-1126609.	00000....	Lloyd's Syndicate Number 0609.....	GBR.....	0	0	0	0	0	0	0	.00	.00
AA-1126623.	00000....	Lloyd's Syndicate Number 0623.....	GBR.....	4	0	0	0	0	0	4	.00	.00
AA-1126958.	00000....	Lloyd's Syndicate Number 0958.....	GBR.....	0	0	0	0	0	0	0	.00	.00
AA-1127084.	00000....	Lloyd's Syndicate Number 1084.....	GBR.....	25	0	0	0	0	0	25	.00	.00
AA-1127183.	00000....	Lloyd's Syndicate Number 1183.....	GBR.....	0	0	0	0	0	0	0	.00	.00
AA-1127414.	00000....	Lloyd's Syndicate Number 1414.....	GBR.....	0	0	0	0	0	0	0	.00	.00
AA-1120102.	00000....	Lloyd's Syndicate Number 1458.....	GBR.....	0	0	0	0	0	0	0	.00	.00
AA-1120084.	00000....	Lloyd's Syndicate Number 1955.....	GBR.....	0	0	0	0	0	0	0	.00	.00
AA-1128000.	00000....	Lloyd's Syndicate Number 2000.....	GBR.....	0	0	0	0	0	0	0	.00	.00
AA-1128001.	00000....	Lloyd's Syndicate Number 2001.....	GBR.....	76	0	0	0	0	0	76	.00	.00
AA-1128003.	00000....	Lloyd's Syndicate Number 2003.....	GBR.....	0	0	0	0	0	0	0	.00	.00
AA-1120071.	00000....	Lloyd's Syndicate Number 2007.....	GBR.....	0	0	0	0	0	0	0	.00	.00
AA-1128010.	00000....	Lloyd's Syndicate Number 2010.....	GBR.....	25	0	0	0	0	0	25	.00	.00
AA-1120158.	00000....	Lloyd's Syndicate Number 2014.....	GBR.....	0	0	0	0	0	0	0	.00	.00
AA-1128623.	00000....	Lloyd's Syndicate Number 2623.....	GBR.....	17	0	0	0	0	0	17	.00	.00
AA-1128791.	00000....	Lloyd's Syndicate Number 2791.....	GBR.....	0	0	0	0	0	0	0	.00	.00
AA-1128987.	00000....	Lloyd's Syndicate Number 2987.....	GBR.....	0	0	0	0	0	0	0	.00	.00
AA-1120116.	00000....	Lloyd's Syndicate Number 3902.....	GBR.....	0	0	0	0	0	0	0	.00	.00
AA-1126005.	00000....	Lloyd's Syndicate Number 4000.....	GBR.....	0	0	0	0	0	0	0	.00	.00
AA-1120075.	00000....	Lloyd's Syndicate Number 4020.....	GBR.....	0	0	0	0	0	0	0	.00	.00
AA-1126004.	00000....	Lloyd's Syndicate Number 4444.....	GBR.....	0	0	0	0	0	0	0	.00	.00
AA-1126006.	00000....	Lloyd's Syndicate Number 4472.....	GBR.....	0	0	0	0	0	0	0	.00	.00

## SCHEDULE F - PART 4

Aging of Ceded Reinsurance as of December 31, Current Year (\$000 Omitted)

1 ID Number	2 NAIC Company Code	3 Name of Reinsurer	4 Domiciliary Jurisdiction	5 Reinsurance Recoverable on Paid Losses and Paid Loss Adjustment Expenses						11 Total Due Cols. 5 + 10	12 Percentage Overdue Col. 10 / Col. 11	13 Percentage More Than 120 Days Overdue Col. 9 / Col. 11
				5 Current	Overdue							
					6 1 to 29 Days	7 30 to 90 Days	8 91 to 120 Days	9 Over 120 Days	10 Total Overdue Cols. 6 + 7 + 8 + 9			
AA-1840000.	00000....	Mapfre Re.....	ESP.....	0	0	0	0	0	0	0	0.0	0.0
AA-1121425.	00000....	Markel International Insurance Company Limited.....	GBR.....	0	0	0	0	0	0	0	0.0	0.0
AA-1460019.	00000....	MS Amlin AG.....	CHE.....	0	0	0	0	0	0	0	0.0	0.0
AA-3190339.	00000....	Renaissance Reinsurance Ltd.....	BMU.....	0	0	0	0	0	0	0	0.0	0.0
AA-3190870.	00000....	Validus Reinsurance Ltd.....	BMU.....	0	0	0	0	0	0	0	0.0	0.0
1299999.	Total Authorized - Other Non-U.S. Insurers.....			353	0	0	0	0	0	353	0.0	0.0
1399999.	Total Authorized.....			3,423	0	0	0	0	0	3,423	0.0	0.0

**Unauthorized Other U.S. Unaffiliated Insurers**

03-0310326..	10578....	CSX Insurance Company.....	VT.....	261	0	0	0	0	0	261	0.0	0.0
03-0346985..	11291....	Exchange Indemnity Company.....	VT.....	361	0	0	0	0	0	361	0.0	0.0
25-1438780..	10531....	Three Rivers Insurance Company.....	VT.....	97	0	0	0	0	0	97	0.0	0.0
2299999.	Total Unauthorized - Other U.S. Unaffiliated Insurers.....			719	0	0	0	0	0	719	0.0	0.0

**Unauthorized Other Non-U.S. Insurers**

AA-1120810.	00000....	ACE INA (UK) Limited.....	GBR.....	0	0	0	0	0	0	0	0.0	0.0
AA-3190932.	00000....	ARGO Re.....	BMU.....	0	0	0	0	0	0	0	0.0	0.0
AA-3194139.	00000....	Axis Specialty.....	BMU.....	0	0	0	0	0	0	0	0.0	0.0
AA-3194161.	00000....	Catlin Insurance Co. Ltd.....	BMU.....	0	0	0	0	0	0	0	0.0	0.0
AA-3190770.	00000....	Chubb Tempest Reinsurance Company.....	BMU.....	0	0	0	0	0	0	0	0.0	0.0
AA-1320035.	00000....	Colisee Re.....	FRA.....	0	0	0	0	0	0	0	0.0	0.0
AA-3191289.	00000....	Fidelis Insurance Bermuda Limited.....	BMU.....	0	0	0	0	0	0	0	0.0	0.0
AA-3191190.	00000....	Hamilton Re Ltd. (formerly S A C Re LTD).....	BMU.....	0	0	0	0	0	0	0	0.0	0.0
AA-3190060.	00000....	Hannover Re Limited.....	BMU.....	0	0	0	0	0	0	0	0.0	0.0
AA-3190463.	00000....	International Property Catastrophe Reinsurance Ltd.....	BMU.....	0	0	0	0	0	0	0	0.0	0.0
AA-1120066.	00000....	Lancashire Insurance Company UK LTD.....	GBR.....	0	0	0	0	0	0	0	0.0	0.0
AA-3190829.	00000....	Markel Bermuda Limited (formerly Alterra Bermuda Ltd.).....	BMU.....	0	0	0	0	0	0	0	0.0	0.0
AA-3194145.	00000....	Marshall Insurance Group, Ltd.....	BMU.....	599	0	0	0	0	0	599	0.0	0.0
AA-1320034.	00000....	Paris Re.....	FRA.....	0	0	0	0	0	0	0	0.0	0.0
AA-1340192.	00000....	R&V Versicherung AG.....	DEU.....	50	0	0	0	0	0	50	0.0	0.0
AA-1464100.	00000....	SCOR Switzerland AG.....	CHE.....	0	0	0	0	0	0	0	0.0	0.0
AA-3194151.	00000....	Sirius.....	BMU.....	0	0	0	0	0	0	0	0.0	0.0
AA-1440076.	00000....	Sirius International Insurance Corp.....	SWE.....	0	0	0	0	0	0	0	0.0	0.0
AA-3191315.	00000....	XL Bermuda Ltd.....	BMU.....	0	0	0	0	0	0	0	0.0	0.0
2599999.	Total Unauthorized - Other Non-U.S. Insurers.....			649	0	0	0	0	0	649	0.0	0.0
2699999.	Total Unauthorized.....			1,368	0	0	0	0	0	1,368	0.0	0.0

**Certified Other Non-U.S. Insurers**

AA-3194126.	00000....	Arch Reinsurance Limited.....	BMU.....	0	0	0	0	0	0	0	0.0	0.0
AA-3194130.	00000....	Endurance Specialty Insurance Limited.....	BMU.....	0	0	0	0	0	0	0	0.0	0.0

### SCHEDULE F - PART 4

Aging of Ceded Reinsurance as of December 31, Current Year (\$000 Omitted)

1 ID Number	2 NAIC Company Code	3 Name of Reinsurer	4 Domiciliary Jurisdiction	Reinsurance Recoverable on Paid Losses and Paid Loss Adjustment Expenses						11 Total Due Cols. 5 + 10	12 Percentage Overdue Col. 10 / Col. 11	13 Percentage More Than 120 Days Overdue Col. 9 / Col. 11
				5 Current	Overdue				10 Total Overdue Cols. 6 + 7 + 8 + 9			
					6 1 to 29 Days	7 30 to 90 Days	8 91 to 120 Days	9 Over 120 Days				
3899999	Total Certified - Other Non-U.S. Insurers.....			0	0	0	0	0	0	0	0.0	0.0
3999999	Total Certified.....			0	0	0	0	0	0	0	0.0	0.0
4099999	Total Authorized, Unauthorized and Certified.....			4,791	0	0	0	0	0	4,791	0.0	0.0
9999999	Totals.....			4,791	0	0	0	0	0	4,791	0.0	0.0

## SCHEDULE F - PART 5

Provision for Unauthorized Reinsurance as of December 31, Current Year (\$000 Omitted)

1	2	3	4	5	6	7	8	9	10	11	12	13	14	15	16	17	18	19
ID Number	NAIC Company Code	Name of Reinsurer	Domiciliary Jurisdiction	Special Code	Reinsurance Recoverable all Items Schedule F, Part 3, Col. 15	Funds Held By Company Under Reinsurance Treaties	Letters of Credit	Issuing or Confirming Bank Reference Number (a)	Ceded Balances Payable	Miscellaneous Balances Payable	Trust Funds and Other Allowed Offset Items	Total Collateral and Offsets Allowed (Cols. 7+8+10 + 11 + 12 but not in Excess of Col. 6)	Provision for Unauthorized Reinsurance (Col. 6 minus Col. 13)	Recoverable Paid Losses & LAE Expenses Over 90 Days Past Due not in Dispute	20% of Amount in Col. 15	20% of Amount in Dispute Included in Col. 6	Provision for Overdue Reinsurance (Col. 16 plus Col. 17)	Total Provision for Reinsurance Ceded to Unauthorized Reinsurers (Col. 14 plus Col. 18 but not in Excess of Col. 6)
<b>Other U.S. Unaffiliated Insurers</b>																		
03-0310326..	10578.....	CSX Insurance Company.....	VT.....		2,059	0	1,688	0001	247	0	0	1,935	124	0	0	0	0	124
03-0346985..	11291.....	Exchange Indemnity Company.....	VT.....		6,489	0	4,600	0002	2,786	0	0	6,489	0	0	0	0	0	0
25-1438780..	10531.....	Three Rivers Insurance Company.....	VT.....		729	0	525	0004	85	0	0	610	120	0	0	0	0	120
0999999.		Total Other U.S. Unaffiliated Insurers.....			9,278	0	6,813	XXX	3,118	0	0	9,033	244	0	0	0	0	244
<b>Other Non-U.S. Insurers</b>																		
AA-1120810.	00000.....	ACE INA (UK) Limited.....	GBR..		0	0	0	0	0	0	0	0	0	0	0	0	0	0
AA-3190932.	00000.....	ARGO Re.....	BMU.		1	0	0	0	0	0	0	0	1	0	0	0	0	1
AA-3194139.	00000.....	Axis Specialty.....	BMU.		0	0	0	0	47	0	0	0	0	0	0	0	0	0
AA-3194161.	00000.....	Catlin Insurance Co. Ltd.....	BMU.		102	0	110	0010	179	0	0	102	0	0	0	0	0	0
AA-3190770.	00000.....	Chubb Tempest Reinsurance Company.....	BMU.		34	0	37	0013	17	0	0	34	0	0	0	0	0	0
AA-1320035.	00000.....	Colisee Re.....	FRA..		0	0	0	0	0	0	0	0	0	0	0	0	0	0
AA-3191289.	00000.....	Fidelis Insurance Bermuda Limited.....	BMU.		0	0	0	0	14	0	0	0	0	0	0	0	0	0
AA-3191190.	00000.....	Hamilton Re Ltd. (formerly S A C Re LTD).....	BMU.		0	0	0	0	34	0	0	0	0	0	0	0	0	0
AA-3190060.	00000.....	Hannover Re Limited.....	BMU.		70	0	75	0006	30	0	0	70	0	0	0	0	0	0
AA-3190463.	00000.....	International Property Catastrophe Reinsurance Ltd.....	BMU.		1	0	1	0005	0	0	0	1	0	0	0	0	0	0
AA-1120066.	00000.....	Lancashire Insurance Company UK LTD.....	GBR..		0	0	0	0	50	0	0	0	0	0	0	0	0	0
AA-3190829.	00000.....	Markel Bermuda Limited (formerly Alterra Bermuda Ltd.).....	BMU.		273	0	294	0011	99	0	0	273	0	0	0	0	0	0
AA-3194145.	00000.....	Marshall Insurance Group, Ltd.....	BMU.		4,424	0	4,233	0003	562	0	0	4,424	0	0	0	0	0	0
AA-1320034.	00000.....	Paris Re.....	FRA..		0	0	0	0	0	0	0	0	0	0	0	0	0	0
AA-1340192.	00000.....	R&V Versicherung AG.....	DEU..		221	0	218	0007	0	0	0	218	2	0	0	0	0	2
AA-1464100.	00000.....	SCOR Switzerland AG.....	CHE..		170	0	184	0012	153	0	0	170	0	0	0	0	0	0
AA-3194151.	00000.....	Sirius.....	BMU.		0	0	0	0	10	0	0	0	0	0	0	0	0	0
AA-1440076.	00000.....	Sirius International Insurance Corp.....	SWE.		4	0	1	0008	0	0	0	1	3	0	0	0	0	3
AA-3191315.	00000.....	XL Bermuda Ltd.....	BMU.		206	0	638	0009	30	0	0	206	0	0	0	0	0	0
1299999.		Total Other Non-U.S. Insurers.....			5,506	0	5,791	XXX	1,227	0	0	5,499	7	0	0	0	0	7
1399999.		Total Affiliates and Others.....			14,784	0	12,604	XXX	4,344	0	0	14,533	251	0	0	0	0	251
9999999.		Totals.....			14,784	0	12,604	XXX	4,344	0	0	14,533	251	0	0	0	0	251

1. Amounts in dispute totaling \$.....0 are included in Column 6.
2. Amounts in dispute totaling \$.....0 are excluded from Column 15.



**SCHEDULE F - PART 5**

Provision for Unauthorized Reinsurance as of December 31, Current Year (\$000 Omitted)

1	2	3	4	5	6	7	8	9	10	11	12	13	14	15	16	17	18	19
ID Number	NAIC Company Code	Name of Reinsurer	Domiciliary Jurisdiction	Special Code	Reinsurance Recoverable all Items Schedule F, Part 3, Col. 15	Funds Held By Company Under Reinsurance Treaties	Letters of Credit	Issuing or Confirming Bank Reference Number (a)	Ceded Balances Payable	Miscellaneous Balances Payable	Trust Funds and Other Allowed Offset Items	Total Collateral and Offsets Allowed (Cols. 7+8+10 + 11 + 12 but not in Excess of Col. 6)	Provision for Unauthorized Reinsurance (Col. 6 minus Col. 13)	Recoverable Paid Losses & LAE Expenses Over 90 Days Past Due not in Dispute	20% of Amount in Col. 15	20% of Amount in Dispute Included in Col. 6	Provision for Overdue Reinsurance (Col. 16 plus Col. 17)	Total Provision for Reinsurance Ceded to Unauthorized Reinsurers (Col. 14 plus Col. 18 but not in Excess of Col. 6)
(a)		Issuing or Confirming Bank Reference Number	Letters of Credit Code		American Bankers Association (ABA) Routing Number											Letters of Credit Amount		
							Issuing or Confirming Bank Name											
		0001.....	1.....	011600033.....			TD Banknorth.....									1,688		
		0002.....	1.....	072000096.....			Comerica Bank.....									4,600		
		0003.....	1.....	026005319.....			Intesa SanPaolo SPA.....									4,233		
		0004.....	1.....	031101266.....			TD Banknorth.....									525		
		0005.....	1.....	021000089.....			Citibank, NA.....									1		
		0006.....	1.....	026008044.....			Commerzbank.....									75		
		0007.....	1.....	021000089.....			Citibank, NA.....									218		
		0008.....	1.....	021000089.....			Citibank, NA.....									1		
		0009.....	1.....	021000021.....			JPMorgan Chase Bank, NA.....									638		
		0010.....	1.....	021000089.....			Citibank, NA.....									110		
		0011.....	2.....	026009593.....			Bank of America.....									27		
		0011.....	2.....	121000248.....			Wells Fargo Bank NA.....									27		
		0011.....	2.....	021000089.....			Citibank, NA.....									27		
		0011.....	2.....	021000018.....			Bank of New York Mellon.....									27		
		0011.....	2.....	026002655.....			Lloyds TSB Bank PLC.....									27		
		0011.....	2.....	026008044.....			Commerzbank.....									27		
		0011.....	2.....	064101576.....			US Bank, National Association.....									27		
		0011.....	2.....	026002574.....			Barclays Bank PLC.....									27		
		0011.....	2.....	021001033.....			Deutsche Bank AG, NY.....									27		
		0011.....	2.....	026010786.....			Nordia Bank Finland, PLC.....									27		
		0011.....	2.....	072000096.....			Comerica Bank.....									27		
		0012.....	1.....	021000089.....			Citibank, NA.....									184		
		0013.....	1.....	021000089.....			Citibank, NA.....									37		

**SCHEDULE F - PART 6 - SECTION 1**

Provision for Reinsurance Ceded to Certified Reinsurers as of December 31, Current Year (\$000 Omitted)

1 ID Number	2 NAIC Company Code	3 Name of Reinsurer	4 Domiciliary Jurisdiction	5 Certified Reinsurer Rating (1 through 6)	6 Effective Date of Certified Reinsurer Rating	7 Percent Collateral Required for Full Credit (0% - 100%)	8 Net Amount Recoverable from Reinsurers (Sch F Part 3 Col. 18)	9 Catastrophe Recoverables Qualifying for Collateral Deferral	10 Net Recoverables Subject to Collateral Requirements for Full Credit (Col. 8 - Col. 9)	11 Dollar Amount of Collateral Required (Col. 10 x Col. 7)	Collateral Provided					18 Percent of Collateral Provided for Net Recoverables Subject to Collateral Requirements (Col. 17 / Col. 10)	19 Percent Credit Allowed on Net Recoverables Subject to Collateral Requirements (Col. 18/Col. 7, not to exceed 100%)	20 Amount of Credit Allowed for Net Recoverables (Col 9 + (Col. 10 x Col. 19))	21 Provision for Reinsurance with Certified Reinsurers Due to Collateral Deficiency (Col 8 - Col. 20)	
											12 Multiple Beneficiary Trust	13 Funds Held by Company Under Reinsurance Treaties	14 Letters of Credit	15 Issuing or Confirming Bank Reference Number (a)	16 Other Allowable Collateral					17 Total Collateral Provided (Cols. 12 + 13 + 14 + 16)
<b>Other Non-U.S. Insurers</b>																				
AA-3194126	00000	Arch Reinsurance Limited	BMU	3	04/08/2015	0.2	47	0	47	9	0	0	265	0001	0	265	5.6	1.0	47	0
AA-3194130	00000	Endurance Specialty Insurance Limited	BMU	3	12/29/2015	0.2	25	0	25	5	0	0	0	0	0	0	0.0	0.0	0	25
1299999	Total Other Non-U.S. Insurers						72	0	72	14	0	0	265	XXX	0	265	XXX	XXX	47	25
1399999	Total Affiliates and Others						72	0	72	14	0	0	265	XXX	0	265	XXX	XXX	47	25
9999999	Totals						72	0	72	14	0	0	265	XXX	0	265	XXX	XXX	47	25

(a)

Issuing or Confirming Bank Reference Number	Letters of Credit Code	American Bankers Association (ABA) Routing Number	Issuing or Confirming Bank Name	Letters of Credit Amount
0001	1	026009593	Bank of America	265

**SCHEDULE F - PART 6 - SECTION 2**

Provision for Overdue Reinsurance Ceded to Certified Reinsurers as of December 31, Current Year (\$000 Omitted)

1 ID Number	2 NAIC Company Code	3 Name of Reinsurer	4 Domiciliary Jurisdiction	5 Reinsurance Recoverable on Paid Loss and LAE More than 90 Days Overdue (a)	6 Total Reinsurance Recoverable on Paid Losses and LAE (b)	7 Amounts Received Prior 90 Days	8 Percent More than 90 Days Overdue	9 20% of Amounts in Col. 5	10 20% of Amounts in Dispute Excluded from Col. 5	11 Amount of Credit Allowed for Net Recoverables (Sch F Part 6 Section 1 Col. 20)	Complete if Column 8 is 20% or Greater			15 Provision for Overdue Reinsurance Ceded to Certified Reinsurers (Greater of Col. 9 + Col. 10 or Col. 14) not to Exceed Col. 11
											12 Total Collateral Provided (Sch F Part 6 Section 1 Col. 17) not to Exceed Col. 11	13 Net Unsecured Recoverable for Which Credit is Allowed (Col. 11 - Col. 12)	14 20% of Amount in Col. 13	

(a) From Schedule F-Part 4 Columns 8 + 9, total certified, less \$.....0 in dispute.

(b) From Schedule F-Part 3 Columns 7 + 8, total certified, less \$.....0 in dispute.

**NONE**

## SCHEDULE F - PART 7

Provision for Overdue Authorized Reinsurance as of December 31, Current Year

1 ID Number	2 NAIC Company Code	3 Name of Reinsurer	4 Reinsurance Recoverable on Paid Losses and LAE More Than 90 Days Overdue (a)	5 Total Reinsurance Recoverable on Paid Losses and Paid LAE (b)	6 Amounts Received Prior 90 Days	7 Col. 4 divided by (Cols. 5 + 6)	8 Amounts in Col. 4 for Companies Reporting less than 20% in Col. 7	9 Amounts in Dispute Excluded from Col. 4 for Companies Reporting less than 20% in Col. 7	10 20% of Amount in Col. 9	11 Amount Reported in Col. 8 x 20% + Col. 10
<b>Overdue Authorized Reinsurance</b>										
36-2661954..	10103....	American Agricultural Insurance Company.....	.0	1	0	.00	.0	.0	.0	.0
AA-3194126.	00000....	Arch Reinsurance Limited.....	.0	1	0	.00	.0	.0	.0	.0
AA-3194168.	00000....	Aspen Insurance Limited.....	.0	0	0	.00	.0	.0	.0	.0
AA-1120337.	00000....	Aspen Insurance UK Limited.....	.0	50,456	0	.00	.0	.0	.0	.0
AA-9991161.	00000....	Commonwealth Automobile Reinsurers.....	.0	1	0	.00	.0	.0	.0	.0
42-0234980..	21415....	Employers Mutual Casualty Co.....	.0	150	0	.00	.0	.0	.0	.0
AA-3194130.	00000....	Endurance Specialty Insurance Limited.....	.0	0	0	.00	.0	.0	.0	.0
22-2005057..	26921....	Everest Reinsurance Company.....	.0	32	0	.00	.0	.0	.0	.0
AA-9995093.	00000....	Excess & Treaty Management Corporation.....	.0	11,310	0	.00	.0	.0	.0	.0
05-0316605..	21482....	Factory Mutual Ins. Co.....	.0	9,824	0	.00	.0	.0	.0	.0
13-2673100..	22039....	General Reinsurance Corporation.....	.0	50,441	0	.00	.0	.0	.0	.0
AA-1340125.	00000....	Hannover Ruckversicherung AG.....	.0	100,911	0	.00	.0	.0	.0	.0
AA-9991500.	00000....	Illinois Mine Subsidence Fund.....	.0	0	0	.00	.0	.0	.0	.0
AA-1126033.	00000....	Lloyd's Syndicate Number 0033.....	.0	42,883	0	.00	.0	.0	.0	.0
AA-1126190.	00000....	Lloyd's Syndicate Number 0190.....	.0	0	0	.00	.0	.0	.0	.0
AA-1126382.	00000....	Lloyds Syndicate Number 0382.....	.0	0	0	.00	.0	.0	.0	.0
AA-1126435.	00000....	Lloyd's Syndicate Number 0435.....	.0	0	0	.00	.0	.0	.0	.0
AA-1126510.	00000....	Lloyd's Syndicate Number 0510.....	.0	12,605	0	.00	.0	.0	.0	.0
AA-1126623.	00000....	Lloyd's Syndicate Number 0623.....	.0	3,632	0	.00	.0	.0	.0	.0
AA-1126958.	00000....	Lloyd's Syndicate Number 0958.....	.0	0	0	.00	.0	.0	.0	.0
AA-1127084.	00000....	Lloyd's Syndicate Number 1084.....	.0	25,225	0	.00	.0	.0	.0	.0
AA-1127183.	00000....	Lloyd's Syndicate Number 1183.....	.0	0	0	.00	.0	.0	.0	.0
AA-1128000.	00000....	Lloyd's Syndicate Number 2000.....	.0	0	0	.00	.0	.0	.0	.0
AA-1128001.	00000....	Lloyd's Syndicate Number 2001.....	.0	75,679	0	.00	.0	.0	.0	.0
AA-1128003.	00000....	Lloyd's Syndicate Number 2003.....	.0	0	0	.00	.0	.0	.0	.0
AA-1120071.	00000....	Lloyd's Syndicate Number 2007.....	.0	0	0	.00	.0	.0	.0	.0
AA-1128010.	00000....	Lloyd's Syndicate Number 2010.....	.0	25,225	0	.00	.0	.0	.0	.0
AA-1120158.	00000....	Lloyd's Syndicate Number 2014.....	.0	11	0	.00	.0	.0	.0	.0
AA-1128623.	00000....	Lloyd's Syndicate Number 2623.....	.0	16,549	0	.00	.0	.0	.0	.0
AA-1120116.	00000....	Lloyd's Syndicate Number 3902.....	.0	0	0	.00	.0	.0	.0	.0
AA-1126005.	00000....	Lloyd's Syndicate Number 4000.....	.0	0	0	.00	.0	.0	.0	.0
AA-1126004.	00000....	Lloyd's Syndicate Number 4444.....	.0	0	0	.00	.0	.0	.0	.0
AA-1126006.	00000....	Lloyd's Syndicate Number 4472.....	.0	0	0	.00	.0	.0	.0	.0
AA-1840000.	00000....	Mapfre Re.....	.0	0	0	.00	.0	.0	.0	.0
AA-9991159.	00000....	Michigan Catastrophic Claims Association.....	.0	749,022	0	.00	.0	.0	.0	.0
31-4259550..	14621....	Motorists Mutual Insurance Co.....	.0	150	0	.00	.0	.0	.0	.0
AA-9991160.	00000....	New Jersey Unsatisfied Claim and Judgement Fund.....	.0	709	0	.00	.0	.0	.0	.0
AA-9991139.	00000....	North Carolina Reinsurance Facility.....	.0	2,176,409	0	.00	.0	.0	.0	.0

## SCHEDULE F - PART 7

Provision for Overdue Authorized Reinsurance as of December 31, Current Year

1 ID Number	2 NAIC Company Code	3 Name of Reinsurer	4 Reinsurance Recoverable on Paid Losses and LAE More Than 90 Days Overdue (a)	5 Total Reinsurance Recoverable on Paid Losses and Paid LAE (b)	6 Amounts Received Prior 90 Days	7 Col. 4 divided by (Cols. 5 + 6)	8 Amounts in Col. 4 for Companies Reporting less than 20% in Col. 7	9 Amounts in Dispute Excluded from Col. 4 for Companies Reporting less than 20% in Col. 7	10 20% of Amount in Col. 9	11 Amount Reported in Col. 8 x 20% + Col. 10
47-0698507..	23680.....	Odyssey Reinsurance Company.....	0	16	0	0.0	0	0	0	0
13-3031176..	38636.....	Partner Reinsurance Co. of US.....	0	50,456	0	0.0	0	0	0	0
52-1952955..	10357.....	Renaissance Reinsurance U.S. Inc.....	0	(1)	0	0.0	0	0	0	0
13-2997499..	38776.....	Sirius America Insurance Company.....	0	0	0	0.0	0	0	0	0
41-0406690..	24767.....	St Paul Fire & Marine Ins Co.....	0	21,438	0	0.0	0	0	0	0
13-5616275..	19453.....	Transatlantic Reinsurance Company.....	0	0	0	0.0	0	0	0	0
AA-3190870..	00000.....	Validus Reinsurance Ltd.....	0	0	0	0.0	0	0	0	0
9999999..	Totals.....		0	3,423,135	0	XXX	0	0	0	0

(a) From Schedule F-Part 4 Columns 8 + 9, total authorized, less \$.....0 in dispute.

(b) From Schedule F-Part 3 Columns 7 + 8, total authorized, less \$.....0 in dispute.

## SCHEDULE F - PART 8

### Provision for Overdue Reinsurance as of December 31, Current Year

1	2	3	4	5	6	7	8	9	10	11	12
ID Number	NAIC Company Code	Name of Reinsurer	Reinsurance Recoverable All Items	Funds Held by Company Under Reinsurance Treaties	Letters of Credit	Ceded Balances Payable	Other Miscellaneous Balances	Other Allowed Offset Items	Sum of Cols. 5 through 9 but not in Excess of Col. 4	Col. 4 Minus Col. 10	Greater of Col. 11 or Schedule F - Part 4 Cols. 8 + 9
1. Total.....											.....0
2. Line 1 x .20.....											.....0
3. Schedule F - Part 7 Col. 11.....											.....0
4. Provision for Overdue Authorized Reinsurance (Lines 2 + 3).....											.....0
5. Provision for Reinsurance Ceded to Unauthorized Reinsurers (Schedule F- Part 5 Col. 19 x 1000).....											.....251,109
6. Provision for Reinsurance Ceded to Certified Reinsurers (Schedule F, Part 6, Section 1, Col. 21 x 1000).....											.....25,054
7. Provision for Overdue Reinsurance Ceded to Certified Reinsurers (Schedule F, Part 6, Section 2, Col. 15 x 1000).....											.....0
8. Provision for Reinsurance (sum Lines 4 + 5 + 6 + 7) (Enter this amount on Page 3, Line 16).....											.....276,163

**SCHEDULE F - PART 9**

## Restatement of Balance Sheet to Identify Net Credit for Reinsurance

	1 As Reported (Net of Ceded)	2 Restatement Adjustments	3 Restated (Gross of Ceded)
<b>ASSETS (Page 2, Col. 3)</b>			
1. Cash and invested assets (Line 12).....	4,353,369,077	0	4,353,369,077
2. Premiums and considerations (Line 15).....	1,245,417,745	0	1,245,417,745
3. Reinsurance recoverable on loss and loss adjustment expense payments (Line 16.1).....	4,791,307	(1,865,166)	2,926,141
4. Funds held by or deposited with reinsured companies (Line 16.2).....	48,651	0	48,651
5. Other assets.....	503,802,892	0	503,802,892
6. Net amount recoverable from reinsurers.....	0	14,520,499	14,520,499
7. Protected cell assets (Line 27).....	0	0	0
8. Totals (Line 28).....	6,107,429,672	12,655,333	6,120,085,005
<b>LIABILITIES (Page 3)</b>			
9. Losses and loss adjustment expenses (Lines 1 through 3).....	1,565,479,418	11,700,385	1,577,179,803
10. Taxes, expenses, and other obligations (Lines 4 through 8).....	407,104,797	0	407,104,797
11. Unearned premiums (Line 9).....	1,696,490,690	6,938,388	1,703,429,078
12. Advance premiums (Line 10).....	23,338,795	0	23,338,795
13. Dividends declared and unpaid (Line 11.1 and 11.2).....	1,524,119	0	1,524,119
14. Ceded reinsurance premiums payable (net of ceding commissions) (Line 12).....	5,797,613	(5,707,277)	90,336
15. Funds held by company under reinsurance treaties (Line 13).....	0	0	0
16. Amounts withheld or retained by company for account of others (Line 14).....	4,074,690	0	4,074,690
17. Provision for reinsurance (Line 16).....	276,163	(276,163)	0
18. Other liabilities.....	137,816,128	0	137,816,128
19. Total liabilities excluding protected cell business (Line 26).....	3,841,902,413	12,655,333	3,854,557,746
20. Protected cell liabilities (Line 27).....	0	0	0
21. Surplus as regards policyholders (Line 37).....	2,265,527,259	XXX	2,265,527,259
22. Totals (Line 38).....	6,107,429,672	12,655,333	6,120,085,005

NOTE: Is the restatement of this exhibit the result of grossing up balances ceded to affiliates under 100 percent reinsurance or pooling arrangements?..Yes [ ] No [ X ]

If yes, give full explanation:

---

**SCHEDULE H - ACCIDENT AND HEALTH EXHIBIT**

	Total		Group Accident and Health		Credit A&H (Group and Individual)		Collectively Renewable		Other Individual Contracts											
	1 Amount	2 %	3 Amount	4 %	5 Amount	6 %	7 Amount	8 %	Non-Cancelable		Guaranteed Renewable		Non-Renewable for Stated Reasons Only		Other Accident Only		All Other			
									9 Amount	10 %	11 Amount	12 %	13 Amount	14 %	15 Amount	16 %	17 Amount	18 %		
<b>PART 1 - ANALYSIS OF UNDERWRITING OPERATIONS</b>																				
1. Premiums written.....	23,884,859	XXX	0	XXX	0	XXX	0	XXX	0	XXX	0	XXX	0	XXX	0	XXX	0	XXX	23,884,859	XXX
2. Premiums earned.....	23,565,053	XXX	0	XXX	0	XXX	0	XXX	0	XXX	0	XXX	0	XXX	0	XXX	0	XXX	23,565,053	XXX
3. Incurred claims.....	7,805,228	33.1	0	0.0	0	0.0	0	0.0	0	0.0	0	0.0	0	0.0	0	0.0	0	0.0	7,805,228	33.1
4. Cost containment expenses.....	0	0.0	0	0.0	0	0.0	0	0.0	0	0.0	0	0.0	0	0.0	0	0.0	0	0.0	0	0.0
5. Incurred claims and cost containment expenses (Lines 3 and 4).....	7,805,228	33.1	0	0.0	0	0.0	0	0.0	0	0.0	0	0.0	0	0.0	0	0.0	0	0.0	7,805,228	33.1
6. Increase in contract reserves.....	0	0.0	0	0.0	0	0.0	0	0.0	0	0.0	0	0.0	0	0.0	0	0.0	0	0.0	0	0.0
7. Commissions (a).....	0	0.0	0	0.0	0	0.0	0	0.0	0	0.0	0	0.0	0	0.0	0	0.0	0	0.0	0	0.0
8. Other general insurance expenses.....	15,255,684	64.7	0	0.0	0	0.0	0	0.0	0	0.0	0	0.0	0	0.0	0	0.0	0	0.0	15,255,684	64.7
9. Taxes, licenses and fees.....	504,141	2.1	0	0.0	0	0.0	0	0.0	0	0.0	0	0.0	0	0.0	0	0.0	0	0.0	504,141	2.1
10. Total other expenses incurred.....	15,759,825	66.9	0	0.0	0	0.0	0	0.0	0	0.0	0	0.0	0	0.0	0	0.0	0	0.0	15,759,825	66.9
11. Aggregate write-ins for deductions.....	0	0.0	0	0.0	0	0.0	0	0.0	0	0.0	0	0.0	0	0.0	0	0.0	0	0.0	0	0.0
12. Gain from underwriting before dividends or refunds.....	0	0.0	0	0.0	0	0.0	0	0.0	0	0.0	0	0.0	0	0.0	0	0.0	0	0.0	0	0.0
13. Dividends or refunds.....	0	0.0	0	0.0	0	0.0	0	0.0	0	0.0	0	0.0	0	0.0	0	0.0	0	0.0	0	0.0
14. Gain from underwriting after dividends or refunds.....	0	0.0	0	0.0	0	0.0	0	0.0	0	0.0	0	0.0	0	0.0	0	0.0	0	0.0	0	0.0
<b>DETAILS OF WRITE-INS</b>																				
1101. ....	0	0.0	0	0.0	0	0.0	0	0.0	0	0.0	0	0.0	0	0.0	0	0.0	0	0.0	0	0.0
1102. ....	0	0.0	0	0.0	0	0.0	0	0.0	0	0.0	0	0.0	0	0.0	0	0.0	0	0.0	0	0.0
1103. ....	0	0.0	0	0.0	0	0.0	0	0.0	0	0.0	0	0.0	0	0.0	0	0.0	0	0.0	0	0.0
1198. Summary of remaining write-ins for Line 11 from overflow page.....	0	0.0	0	0.0	0	0.0	0	0.0	0	0.0	0	0.0	0	0.0	0	0.0	0	0.0	0	0.0
1199. Total (Lines 1101 through 1103 plus 1198) (Line 11 above).....	0	0.0	0	0.0	0	0.0	0	0.0	0	0.0	0	0.0	0	0.0	0	0.0	0	0.0	0	0.0

30

(a) Includes \$.....0 reported as 'Contract, membership and other fees retained by agents.'



### SCHEDULE H - ACCIDENT AND HEALTH EXHIBIT (continued)

	1 Total	2 Group Accident and Health	3 Credit A&H (Group and Individual)	4 Collectively Renewable	Other Individual Contracts				
					5 Non-Cancelable	6 Guaranteed Renewable	7 Non-Renewable for Stated Reasons Only	8 Other Accident Only	9 All Other
<b>PART 2 - RESERVES AND LIABILITIES</b>									
A. Premium Reserves:									
1. Unearned premiums.....	1,988,917	.0	.0	.0	.0	.0	.0	.0	1,988,917
2. Advance premiums.....	.0	.0	.0	.0	.0	.0	.0	.0	.0
3. Reserve for rate credits.....	.0	.0	.0	.0	.0	.0	.0	.0	.0
4. Total premium reserves, current year.....	1,988,917	.0	.0	.0	.0	.0	.0	.0	1,988,917
5. Total premium reserves, prior year.....	1,669,111	.0	.0	.0	.0	.0	.0	.0	1,669,111
6. Increase in total premium reserves.....	319,806	.0	.0	.0	.0	.0	.0	.0	319,806
B. Contract Reserves:									
1. Additional reserves (a).....	.0	.0	.0	.0	.0	.0	.0	.0	.0
2. Reserve for future contingent benefits.....	.0	.0	.0	.0	.0	.0	.0	.0	.0
3. Total contract reserves, current year.....	.0	.0	.0	.0	.0	.0	.0	.0	.0
4. Total contract reserves, prior year.....	.0	.0	.0	.0	.0	.0	.0	.0	.0
5. Increase in contract reserves.....	.0	.0	.0	.0	.0	.0	.0	.0	.0
C. Claim Reserves and Liabilities:									
1. Total current year.....	2,677,986	.0	.0	.0	.0	.0	.0	.0	2,677,986
2. Total prior year.....	2,405,536	.0	.0	.0	.0	.0	.0	.0	2,405,536
3. Increase.....	272,450	.0	.0	.0	.0	.0	.0	.0	272,450

### PART 3 - TEST OF PRIOR YEAR'S CLAIM RESERVES AND LIABILITIES

31

1. Claims Paid During the Year:									
1.1 On claims incurred prior to current year.....	2,170,687	.0	.0	.0	.0	.0	.0	.0	2,170,687
1.2 On claims incurred during current year.....	5,362,091	.0	.0	.0	.0	.0	.0	.0	5,362,091
2. Claim Reserves and Liabilities, December 31, current year:									
2.1 On claims incurred prior to current year.....	131,909	.0	.0	.0	.0	.0	.0	.0	131,909
2.2 On claims incurred during current year.....	2,546,077	.0	.0	.0	.0	.0	.0	.0	2,546,077
3. Test:									
3.1 Lines 1.1 and 2.1.....	2,302,596	.0	.0	.0	.0	.0	.0	.0	2,302,596
3.2 Claim reserves and liabilities, December 31, prior year.....	2,405,536	.0	.0	.0	.0	.0	.0	.0	2,405,536
3.3 Line 3.1 minus Line 3.2.....	(102,940)	.0	.0	.0	.0	.0	.0	.0	(102,940)

### PART 4 - REINSURANCE

A. Reinsurance Assumed:									
1. Premiums written.....	.0	.0	.0	.0	.0	.0	.0	.0	.0
2. Premiums earned.....	.0	.0	.0	.0	.0	.0	.0	.0	.0
3. Incurred claims.....	.0	.0	.0	.0	.0	.0	.0	.0	.0
4. Commissions.....	.0	.0	.0	.0	.0	.0	.0	.0	.0
B. Reinsurance Ceded:									
1. Premiums written.....	.0	.0	.0	.0	.0	.0	.0	.0	.0
2. Premiums earned.....	.0	.0	.0	.0	.0	.0	.0	.0	.0
3. Incurred claims.....	.0	.0	.0	.0	.0	.0	.0	.0	.0
4. Commissions.....	.0	.0	.0	.0	.0	.0	.0	.0	.0

NONE

(a) Includes \$.....0 premium deficiency reserve.

**SCHEDULE H - PART 5 - HEALTH CLAIMS**

	1 Medical	2 Dental	3 Other	4 Total
<b>A. Direct:</b>				
1. Incurred claims.....	0	0	7,805,228	7,805,228
2. Beginning claim reserves and liabilities.....	0	0	2,405,536	2,405,536
3. Ending claim reserves and liabilities.....	0	0	2,677,986	2,677,986
4. Claims paid.....	0	0	7,532,778	7,532,778
<b>B. Assumed Reinsurance:</b>				
5. Incurred claims.....	0	0	0	0
6. Beginning claim reserves and liabilities.....	0	0	0	0
7. Ending claim reserves and liabilities.....	0	0	0	0
8. Claims paid.....	0	0	0	0
<b>C. Ceded Reinsurance:</b>				
9. Incurred claims.....	0	0	0	0
10. Beginning claim reserves and liabilities.....	0	0	0	0
11. Ending claim reserves and liabilities.....	0	0	0	0
12. Claims paid.....	0	0	0	0
<b>D. Net:</b>				
13. Incurred claims.....	0	0	7,805,228	7,805,228
14. Beginning claim reserves and liabilities.....	0	0	2,405,536	2,405,536
15. Ending claim reserves and liabilities.....	0	0	2,677,986	2,677,986
16. Claims paid.....	0	0	7,532,778	7,532,778
<b>E. Net Incurred Claims and Cost Containment Expenses:</b>				
17. Incurred claims and cost containment expenses.....	0	0	7,805,228	7,805,228
18. Beginning reserves and liabilities.....	0	0	2,405,536	2,405,536
19. Ending reserves and liabilities.....	0	0	2,677,986	2,677,986
20. Paid claims and cost containment expenses.....	0	0	7,532,778	7,532,778

**SCHEDULE P - PART 1A - HOMEOWNERS/FARMOWNERS**

(\$000 omitted)

Years in Which Premiums Were Earned and Losses Were Incurred	Premiums Earned			Loss and Loss Expense Payments						10 Salvage and Subrogation Received	11 Total Net Paid (Cols. 4 - 5 + 6 - 7 + 8 - 9)	12 Number of Claims Reported-Direct and Assumed
	1 Direct and Assumed	2 Ceded	3 Net (Cols. 1 - 2)	Loss Payments		Defense and Cost Containment Payments		Adjusting and Other Payments				
				4 Direct and Assumed	5 Ceded	6 Direct and Assumed	7 Ceded	8 Direct and Assumed	9 Ceded			
1. Prior.....	XXX.....	XXX.....	XXX.....	512.....	(1).....	140.....	6.....	57.....	0.....	17.....	704.....	XXX.....
2. 2008.....	854,095.....	42,177.....	811,918.....	542,662.....	2,558.....	5,415.....	33.....	66,780.....	0.....	7,234.....	612,265.....	123,745.....
3. 2009.....	851,833.....	35,821.....	816,012.....	462,287.....	2,044.....	6,046.....	80.....	61,352.....	0.....	7,272.....	527,560.....	102,922.....
4. 2010.....	880,073.....	28,870.....	851,203.....	539,700.....	3,164.....	7,151.....	94.....	68,762.....	0.....	8,717.....	612,355.....	111,795.....
5. 2011.....	922,088.....	29,456.....	892,632.....	783,359.....	5,815.....	7,922.....	153.....	88,070.....	0.....	9,212.....	873,383.....	162,489.....
6. 2012.....	979,366.....	34,343.....	945,023.....	654,317.....	8,834.....	5,773.....	455.....	81,495.....	0.....	8,378.....	732,296.....	142,834.....
7. 2013.....	1,067,281.....	34,225.....	1,033,056.....	591,332.....	2,540.....	5,757.....	50.....	74,811.....	0.....	6,807.....	669,309.....	104,183.....
8. 2014.....	1,128,819.....	31,223.....	1,097,596.....	653,048.....	2,882.....	6,939.....	113.....	80,232.....	0.....	6,228.....	737,224.....	110,561.....
9. 2015.....	1,150,529.....	27,091.....	1,123,438.....	694,593.....	3,470.....	2,932.....	117.....	81,954.....	0.....	6,734.....	775,892.....	104,330.....
10. 2016.....	1,149,944.....	27,381.....	1,122,563.....	668,739.....	3,196.....	2,316.....	135.....	82,082.....	0.....	4,493.....	749,807.....	104,181.....
11. 2017.....	1,122,533.....	26,214.....	1,096,318.....	579,112.....	2,231.....	332.....	86.....	71,295.....	0.....	2,184.....	648,422.....	104,655.....
12. Totals.....	XXX.....	XXX.....	XXX.....	6,169,660.....	36,733.....	50,723.....	1,322.....	756,889.....	0.....	67,276.....	6,939,217.....	XXX.....

	Losses Unpaid				Defense and Cost Containment Unpaid				Adjusting and Other Unpaid		23 Salvage and Subrogation Anticipated	24 Total Net Losses and Expenses Unpaid	25 Number of Claims Outstanding-Direct and Assumed
	Case Basis		Bulk + IBNR		Case Basis		Bulk + IBNR		21 Direct and Assumed	22 Ceded			
	13 Direct and Assumed	14 Ceded	15 Direct and Assumed	16 Ceded	17 Direct and Assumed	18 Ceded	19 Direct and Assumed	20 Ceded					
1. Prior.....	915.....	73.....	123.....	0.....	60.....	0.....	6.....	0.....	279.....	0.....	0.....	1,309.....	46.....
2. 2008.....	244.....	89.....	100.....	0.....	12.....	0.....	3.....	0.....	68.....	0.....	0.....	339.....	8.....
3. 2009.....	502.....	0.....	45.....	0.....	34.....	0.....	3.....	0.....	155.....	0.....	0.....	740.....	12.....
4. 2010.....	166.....	0.....	54.....	3.....	9.....	0.....	1.....	0.....	49.....	0.....	0.....	276.....	18.....
5. 2011.....	972.....	1.....	406.....	5.....	62.....	0.....	15.....	0.....	347.....	0.....	10.....	1,795.....	35.....
6. 2012.....	1,205.....	1,747.....	3,462.....	7.....	82.....	105.....	119.....	0.....	824.....	0.....	211.....	3,831.....	40.....
7. 2013.....	1,676.....	21.....	3,129.....	3.....	106.....	0.....	103.....	0.....	1,059.....	0.....	318.....	6,048.....	81.....
8. 2014.....	6,914.....	2,232.....	6,597.....	7.....	352.....	0.....	174.....	0.....	2,526.....	0.....	601.....	14,322.....	161.....
9. 2015.....	6,527.....	74.....	10,480.....	14.....	378.....	0.....	330.....	0.....	3,426.....	0.....	1,095.....	21,054.....	268.....
10. 2016.....	15,521.....	227.....	17,278.....	151.....	752.....	0.....	535.....	0.....	6,434.....	0.....	2,157.....	40,143.....	737.....
11. 2017.....	63,321.....	376.....	55,806.....	206.....	1,684.....	0.....	1,737.....	0.....	24,168.....	0.....	4,773.....	146,133.....	4,028.....
12. Totals.....	97,963.....	4,840.....	97,481.....	395.....	3,530.....	106.....	3,025.....	0.....	39,333.....	0.....	9,165.....	235,992.....	5,434.....

	Total Losses and Loss Expenses Incurred			Loss and Loss Expense Percentage (Incurred/Premiums Earned)			Nontabular Discount		34 Inter-Company Pooling Participation Percentage	Net Balance Sheet Reserves after Discount	
	26 Direct and Assumed	27 Ceded	28 Net	29 Direct and Assumed	30 Ceded	31 Net	32 Loss	33 Loss Expense		35 Losses Unpaid	36 Loss Expenses Unpaid
1. Prior.....	XXX.....	XXX.....	XXX.....	XXX.....	XXX.....	XXX.....	0.....	0.....	XXX.....	965.....	345.....
2. 2008.....	615,284.....	2,680.....	612,604.....	72.0.....	6.4.....	75.5.....	0.....	0.....	0.00.....	256.....	83.....
3. 2009.....	530,425.....	2,125.....	528,300.....	62.3.....	5.9.....	64.7.....	0.....	0.....	0.00.....	548.....	192.....
4. 2010.....	615,892.....	3,261.....	612,632.....	70.0.....	11.3.....	72.0.....	0.....	0.....	0.00.....	217.....	59.....
5. 2011.....	881,152.....	5,973.....	875,179.....	95.6.....	20.3.....	98.0.....	0.....	0.....	0.00.....	1,372.....	423.....
6. 2012.....	747,276.....	11,149.....	736,127.....	76.3.....	32.5.....	77.9.....	0.....	0.....	0.00.....	2,912.....	919.....
7. 2013.....	677,972.....	2,614.....	675,358.....	63.5.....	7.6.....	65.4.....	0.....	0.....	0.00.....	4,781.....	1,267.....
8. 2014.....	756,781.....	5,234.....	751,546.....	67.0.....	16.8.....	68.5.....	0.....	0.....	0.00.....	11,271.....	3,051.....
9. 2015.....	800,620.....	3,675.....	796,945.....	69.6.....	13.6.....	70.9.....	0.....	0.....	0.00.....	16,920.....	4,134.....
10. 2016.....	793,657.....	3,708.....	789,949.....	69.0.....	13.5.....	70.4.....	0.....	0.....	0.00.....	32,422.....	7,721.....
11. 2017.....	797,454.....	2,898.....	794,555.....	71.0.....	11.1.....	72.5.....	0.....	0.....	0.00.....	118,545.....	27,588.....
12. Totals.....	XXX.....	XXX.....	XXX.....	XXX.....	XXX.....	XXX.....	0.....	0.....	XXX.....	190,208.....	45,783.....

**SCHEDULE P - PART 1B - PRIVATE PASSENGER AUTO LIABILITY/MEDICAL**

(\$000 omitted)

Years in Which Premiums Were Earned and Losses Were Incurred	Premiums Earned			Loss and Loss Expense Payments						10 Salvage and Subrogation Received	11 Total Net Paid (Cols. 4 - 5 + 6 - 7 + 8 - 9)	12 Number of Claims Reported-Direct and Assumed
	1 Direct and Assumed	2 Ceded	3 Net (Cols. 1 - 2)	Loss Payments		Defense and Cost Containment Payments		Adjusting and Other Payments				
				4 Direct and Assumed	5 Ceded	6 Direct and Assumed	7 Ceded	8 Direct and Assumed	9 Ceded			
1. Prior.....	XXX.....	XXX.....	XXX.....	3,408	1,497	200	0	877	0	87	2,988	XXX.....
2. 2008.....	1,228,867	26,152	1,202,715	731,146	17,073	34,662	657	123,251	161	26,762	871,169	199,915
3. 2009.....	1,187,339	21,690	1,165,649	774,163	28,617	37,314	400	124,006	51	27,699	906,415	197,305
4. 2010.....	1,171,686	19,809	1,151,876	759,118	14,386	33,336	249	123,986	0	29,098	901,805	197,184
5. 2011.....	1,203,305	19,713	1,183,592	772,742	10,617	34,449	240	126,603	0	26,514	922,937	197,779
6. 2012.....	1,223,300	20,590	1,202,710	782,143	15,485	32,542	186	127,222	0	25,192	926,236	192,410
7. 2013.....	1,269,366	21,308	1,248,058	795,444	16,472	31,565	165	130,387	0	25,282	940,759	197,860
8. 2014.....	1,311,103	25,845	1,285,258	797,656	14,281	29,761	197	129,054	0	24,991	941,994	201,373
9. 2015.....	1,320,400	27,005	1,293,395	791,311	17,984	22,147	111	129,343	0	23,922	924,706	205,914
10. 2016.....	1,333,026	25,250	1,307,775	694,825	17,190	11,684	101	121,419	0	19,487	810,637	203,174
11. 2017.....	1,372,093	22,832	1,349,261	374,627	7,715	4,007	22	82,169	0	8,135	453,066	172,229
12. Totals.....	XXX.....	XXX.....	XXX.....	7,276,583	161,317	271,667	2,328	1,218,317	212	237,170	8,602,710	XXX.....

	Losses Unpaid				Defense and Cost Containment Unpaid				Adjusting and Other Unpaid		23 Salvage and Subrogation Anticipated	24 Total Net Losses and Expenses Unpaid	25 Number of Claims Outstanding-Direct and Assumed
	Case Basis		Bulk + IBNR		Case Basis		Bulk + IBNR		21 Direct and Assumed	22 Ceded			
	13 Direct and Assumed	14 Ceded	15 Direct and Assumed	16 Ceded	17 Direct and Assumed	18 Ceded	19 Direct and Assumed	20 Ceded					
1. Prior.....	32,016	31,008	13,654	1	6,023	0	2,645	0	5,986	0	0	29,315	1,808
2. 2008.....	1,722	880	568	0	260	0	102	0	264	0	0	2,035	96
3. 2009.....	5,570	7,915	2,245	2	1,015	0	446	0	1,017	0	7	2,376	117
4. 2010.....	3,226	1,687	957	4	403	0	142	0	426	0	49	3,463	171
5. 2011.....	6,686	892	2,252	23	764	0	289	0	913	0	116	9,989	246
6. 2012.....	10,978	635	2,852	5	1,141	0	309	0	1,303	0	373	15,943	360
7. 2013.....	27,570	7,028	5,025	26	3,127	0	572	0	3,085	0	532	32,325	686
8. 2014.....	44,547	1,673	9,856	59	4,271	0	1,127	0	4,692	0	1,269	62,762	1,525
9. 2015.....	109,948	3,994	23,019	218	10,424	0	2,423	0	11,298	0	3,433	152,900	3,652
10. 2016.....	195,837	8,736	59,840	456	18,155	0	6,170	0	23,255	0	7,075	294,066	8,374
11. 2017.....	365,098	5,577	134,517	801	30,090	0	11,633	0	56,511	0	16,722	591,471	39,112
12. Totals.....	803,198	70,023	254,784	1,596	75,674	0	25,857	0	108,751	0	29,575	1,196,644	56,147

	Total Losses and Loss Expenses Incurred			Loss and Loss Expense Percentage (Incurred/Premiums Earned)			Nontabular Discount		34 Inter-Company Pooling Participation Percentage	Net Balance Sheet Reserves after Discount	
	26 Direct and Assumed	27 Ceded	28 Net	29 Direct and Assumed	30 Ceded	31 Net	32 Loss	33 Loss Expense		35 Losses Unpaid	36 Loss Expenses Unpaid
1. Prior.....	XXX.....	XXX.....	XXX.....	XXX.....	XXX.....	XXX.....	0	0	XXX.....	14,661	14,654
2. 2008.....	891,975	18,771	873,204	72.6	71.8	72.6	0	0	0.00	1,409	625
3. 2009.....	945,776	36,985	908,791	79.7	170.5	78.0	0	0	0.00	(103)	2,479
4. 2010.....	921,593	16,326	905,267	78.7	82.4	78.6	0	0	0.00	2,492	971
5. 2011.....	944,698	11,772	932,926	78.5	59.7	78.8	0	0	0.00	8,023	1,966
6. 2012.....	958,490	16,311	942,179	78.4	79.2	78.3	0	0	0.00	13,190	2,753
7. 2013.....	996,775	23,691	973,084	78.5	111.2	78.0	0	0	0.00	25,541	6,784
8. 2014.....	1,020,964	16,209	1,004,755	77.9	62.7	78.2	0	0	0.00	52,671	10,090
9. 2015.....	1,099,914	22,308	1,077,606	83.3	82.6	83.3	0	0	0.00	128,754	24,146
10. 2016.....	1,131,185	26,483	1,104,703	84.9	104.9	84.5	0	0	0.00	246,486	47,580
11. 2017.....	1,058,652	14,115	1,044,537	77.2	61.8	77.4	0	0	0.00	493,237	98,233
12. Totals.....	XXX.....	XXX.....	XXX.....	XXX.....	XXX.....	XXX.....	0	0	XXX.....	986,362	210,282

**SCHEDULE P - PART 1C - COMMERCIAL AUTO/TRUCK LIABILITY/MEDICAL**

(\$000 omitted)

Years in Which Premiums Were Earned and Losses Were Incurred	Premiums Earned			Loss and Loss Expense Payments						10 Salvage and Subrogation Received	11 Total Net Paid (Cols. 4 - 5 + 6 - 7 + 8 - 9)	12 Number of Claims Reported-Direct and Assumed
	1 Direct and Assumed	2 Ceded	3 Net (Cols. 1 - 2)	Loss Payments		Defense and Cost Containment Payments		Adjusting and Other Payments				
				4 Direct and Assumed	5 Ceded	6 Direct and Assumed	7 Ceded	8 Direct and Assumed	9 Ceded			
1. Prior.....	XXX	XXX	XXX	0	0	0	0	0	0	0	0	XXX
2. 2008.....	0	0	0	0	0	0	0	0	0	0	0	0
3. 2009.....	0	0	0	0	0	0	0	0	0	0	0	0
4. 2010.....	0	0	0	0	0	0	0	0	0	0	0	0
5. 2011.....	0	0	0	0	0	0	0	0	0	0	0	0
6. 2012.....	0	0	0	0	0	0	0	0	0	0	0	0
7. 2013.....	0	0	0	0	0	0	0	0	0	0	0	0
8. 2014.....	0	0	0	0	0	0	0	0	0	0	0	0
9. 2015.....	0	0	0	0	0	0	0	1	0	0	1	0
10. 2016.....	299	0	299	62	0	0	0	16	0	0	77	8
11. 2017.....	4,939	5	4,934	2,310	0	14	0	209	0	4	2,534	676
12. Totals.....	XXX	XXX	XXX	2,372	0	14	0	226	0	4	2,612	XXX

	Losses Unpaid				Defense and Cost Containment Unpaid				Adjusting and Other Unpaid		23 Salvage and Subrogation Anticipated	24 Total Net Losses and Expenses Unpaid	25 Number of Claims Outstanding-Direct and Assumed
	Case Basis		Bulk + IBNR		Case Basis		Bulk + IBNR		21 Direct and Assumed	22 Ceded			
	13 Direct and Assumed	14 Ceded	15 Direct and Assumed	16 Ceded	17 Direct and Assumed	18 Ceded	19 Direct and Assumed	20 Ceded					
1. Prior.....	0	0	0	0	0	0	0	0	0	0	0	0	0
2. 2008.....	0	0	0	0	0	0	0	0	0	0	0	0	0
3. 2009.....	0	0	0	0	0	0	0	0	0	0	0	0	0
4. 2010.....	0	0	0	0	0	0	0	0	0	0	0	0	0
5. 2011.....	0	0	0	0	0	0	0	0	0	0	0	0	0
6. 2012.....	0	0	0	0	0	0	0	0	0	0	0	0	0
7. 2013.....	0	0	0	0	0	0	0	0	0	0	0	0	0
8. 2014.....	0	0	0	0	0	0	0	0	0	0	0	0	0
9. 2015.....	0	0	0	0	0	0	0	0	0	0	0	0	0
10. 2016.....	4	0	90	0	0	5	0	12	0	0	111	2	
11. 2017.....	1,243	0	937	0	0	48	0	354	0	0	2,582	348	
12. Totals.....	1,247	0	1,027	0	0	53	0	366	0	0	2,694	350	

	Total Losses and Loss Expenses Incurred			Loss and Loss Expense Percentage (Incurred/Premiums Earned)			Nontabular Discount		34 Inter-Company Pooling Participation Percentage	Net Balance Sheet Reserves after Discount	
	26 Direct and Assumed	27 Ceded	28 Net	29 Direct and Assumed	30 Ceded	31 Net	32 Loss	33 Loss Expense		35 Losses Unpaid	36 Loss Expenses Unpaid
1. Prior.....	XXX	XXX	XXX	XXX	XXX	XXX	0	0	XXX	0	0
2. 2008.....	0	0	0	0.0	0.0	0.0	0	0	0.00	0	0
3. 2009.....	0	0	0	0.0	0.0	0.0	0	0	0.00	0	0
4. 2010.....	0	0	0	0.0	0.0	0.0	0	0	0.00	0	0
5. 2011.....	0	0	0	0.0	0.0	0.0	0	0	0.00	0	0
6. 2012.....	0	0	0	0.0	0.0	0.0	0	0	0.00	0	0
7. 2013.....	0	0	0	0.0	0.0	0.0	0	0	0.00	0	0
8. 2014.....	0	0	0	0.0	0.0	0.0	0	0	0.00	0	0
9. 2015.....	1	0	1	405.8	0.0	405.8	0	0	0.00	0	0
10. 2016.....	189	0	189	63.1	0.0	63.1	0	0	0.00	94	17
11. 2017.....	5,116	0	5,116	103.6	0.0	103.7	0	0	0.00	2,180	402
12. Totals.....	XXX	XXX	XXX	XXX	XXX	XXX	0	0	XXX	2,274	419

**SCHEDULE P - PART 1D - WORKERS' COMPENSATION  
(EXCLUDING EXCESS WORKERS' COMPENSATION)**

(\$000 omitted)

Years in Which Premiums Were Earned and Losses Were Incurred	Premiums Earned			Loss and Loss Expense Payments							12 Number of Claims Reported- Direct and Assumed	
	1 Direct and Assumed	2 Ceded	3 Net (Cols. 1 - 2)	Loss Payments		Defense and Cost Containment Payments		Adjusting and Other Payments		10 Salvage and Subrogation Received		11 Total Net Paid (Cols. 4 - 5 + 6 - 7 + 8 - 9)
				4 Direct and Assumed	5 Ceded	6 Direct and Assumed	7 Ceded	8 Direct and Assumed	9 Ceded			
1. Prior.....	XXX	XXX	XXX	0	0	0	0	0	0	0	0	XXX
2. 2008.....	84	0	83	0	0	28	0	1	0	0	29	2
3. 2009.....	84	0	84	0	0	0	0	0	0	0	0	0
4. 2010.....	84	0	84	10	0	47	0	11	0	0	68	5
5. 2011.....	87	0	87	0	0	0	0	11	0	0	11	1
6. 2012.....	90	0	90	0	0	0	0	0	0	0	0	0
7. 2013.....	95	0	95	0	0	1	0	9	0	0	10	3
8. 2014.....	100	0	100	0	0	0	0	4	0	0	4	0
9. 2015.....	55	0	55	0	0	0	0	0	0	0	0	0
10. 2016.....	0	0	0	0	0	0	0	0	0	0	0	0
11. 2017.....	0	0	0	0	0	0	0	0	0	0	0	0
12. Totals....	XXX	XXX	XXX	10	0	76	0	37	0	0	122	XXX

	Losses Unpaid				Defense and Cost Containment Unpaid				Adjusting and Other Unpaid		23 Salvage and Subrogation Anticipated	24 Total Net Losses and Expenses Unpaid	25 Number of Claims Outstanding- Direct and Assumed
	Case Basis		Bulk + IBNR		Case Basis		Bulk + IBNR		21 Direct and Assumed	22 Ceded			
	13 Direct and Assumed	14 Ceded	15 Direct and Assumed	16 Ceded	17 Direct and Assumed	18 Ceded	19 Direct and Assumed	20 Ceded					
1. Prior.....	0	0	0	0	0	0	0	0	0	0	0	0	0
2. 2008.....	0	0	0	0	0	0	0	0	0	0	0	0	0
3. 2009.....	0	0	0	0	0	0	0	0	0	0	0	0	0
4. 2010.....	0	0	0	0	0	0	0	0	0	0	0	0	0
5. 2011.....	0	0	0	0	0	0	0	0	0	0	0	0	0
6. 2012.....	0	0	0	0	0	0	0	0	0	0	0	0	0
7. 2013.....	0	0	0	0	0	0	0	0	0	0	0	0	0
8. 2014.....	0	0	0	0	0	0	0	0	0	0	0	0	0
9. 2015.....	0	0	0	0	0	0	0	0	0	0	0	0	0
10. 2016.....	0	0	0	0	0	0	0	0	0	0	0	0	0
11. 2017.....	0	0	0	0	0	0	0	0	0	0	0	0	0
12. Totals....	0	0	0	0	0	0	0	0	0	0	0	0	0

	Total Losses and Loss Expenses Incurred			Loss and Loss Expense Percentage (Incurred/Premiums Earned)			Nontabular Discount		34 Inter- Company Pooling Participation Percentage	Net Balance Sheet Reserves after Discount	
	26 Direct and Assumed	27 Ceded	28 Net	29 Direct and Assumed	30 Ceded	31 Net	32 Loss	33 Loss Expense		35 Losses Unpaid	36 Loss Expenses Unpaid
1. Prior.....	XXX	XXX	XXX	XXX	XXX	XXX	0	0	XXX	0	0
2. 2008.....	29	0	29	34.3	0.0	34.4	0	0	0.00	0	0
3. 2009.....	0	0	0	0.0	0.0	0.0	0	0	0.00	0	0
4. 2010.....	68	0	68	80.8	0.0	80.9	0	0	0.00	0	0
5. 2011.....	11	0	11	13.0	0.0	13.0	0	0	0.00	0	0
6. 2012.....	0	0	0	0.3	0.0	0.3	0	0	0.00	0	0
7. 2013.....	10	0	10	10.9	0.0	10.9	0	0	0.00	0	0
8. 2014.....	4	0	4	3.7	0.0	3.7	0	0	0.00	0	0
9. 2015.....	0	0	0	0.7	0.0	0.7	0	0	0.00	0	0
10. 2016.....	0	0	0	0.0	0.0	0.0	0	0	0.00	0	0
11. 2017.....	0	0	0	0.0	0.0	0.0	0	0	0.00	0	0
12. Totals....	XXX	XXX	XXX	XXX	XXX	XXX	0	0	XXX	0	0

**SCHEDULE P - PART 1E - COMMERCIAL MULTIPLE PERIL**

(\$000 omitted)

Years in Which Premiums Were Earned and Losses Were Incurred	Premiums Earned			Loss and Loss Expense Payments						10 Salvage and Subrogation Received	11 Total Net Paid (Cols. 4 - 5 + 6 - 7 + 8 - 9)	12 Number of Claims Reported-Direct and Assumed
	1 Direct and Assumed	2 Ceded	3 Net (Cols. 1 - 2)	Loss Payments		Defense and Cost Containment Payments		Adjusting and Other Payments				
				4 Direct and Assumed	5 Ceded	6 Direct and Assumed	7 Ceded	8 Direct and Assumed	9 Ceded			
1. Prior.....	XXX.....	XXX.....	XXX.....	0.....	0.....	0.....	0.....	0.....	0.....	0.....	0.....	XXX.....
2. 2008.....	0.....	0.....	0.....	0.....	0.....	0.....	0.....	0.....	0.....	0.....	0.....	0.....
3. 2009.....	0.....	0.....	0.....	0.....	0.....	0.....	0.....	0.....	0.....	0.....	0.....	0.....
4. 2010.....	0.....	0.....	0.....	0.....	0.....	0.....	0.....	0.....	0.....	0.....	0.....	0.....
5. 2011.....	0.....	0.....	0.....	0.....	0.....	0.....	0.....	0.....	0.....	0.....	0.....	0.....
6. 2012.....	0.....	0.....	0.....	0.....	0.....	0.....	0.....	0.....	0.....	0.....	0.....	0.....
7. 2013.....	0.....	0.....	0.....	0.....	0.....	0.....	0.....	0.....	0.....	0.....	0.....	0.....
8. 2014.....	4.....	0.....	4.....	0.....	0.....	0.....	0.....	69.....	0.....	0.....	69.....	0.....
9. 2015.....	798.....	8.....	790.....	665.....	0.....	8.....	0.....	113.....	0.....	0.....	786.....	24.....
10. 2016.....	5,084.....	52.....	5,032.....	1,271.....	0.....	102.....	0.....	292.....	0.....	5.....	1,665.....	203.....
11. 2017.....	11,795.....	122.....	11,673.....	3,823.....	0.....	43.....	0.....	478.....	0.....	1.....	4,344.....	554.....
12. Totals.....	XXX.....	XXX.....	XXX.....	5,759.....	0.....	152.....	0.....	951.....	0.....	6.....	6,863.....	XXX.....

	Losses Unpaid				Defense and Cost Containment Unpaid				Adjusting and Other Unpaid		23 Salvage and Subrogation Anticipated	24 Total Net Losses and Expenses Unpaid	25 Number of Claims Outstanding-Direct and Assumed
	Case Basis		Bulk + IBNR		Case Basis		Bulk + IBNR		21 Direct and Assumed	22 Ceded			
	13 Direct and Assumed	14 Ceded	15 Direct and Assumed	16 Ceded	17 Direct and Assumed	18 Ceded	19 Direct and Assumed	20 Ceded					
1. Prior.....	0.....	0.....	0.....	0.....	0.....	0.....	0.....	0.....	0.....	0.....	0.....	0.....	0.....
2. 2008.....	0.....	0.....	0.....	0.....	0.....	0.....	0.....	0.....	0.....	0.....	0.....	0.....	0.....
3. 2009.....	0.....	0.....	0.....	0.....	0.....	0.....	0.....	0.....	0.....	0.....	0.....	0.....	0.....
4. 2010.....	0.....	0.....	0.....	0.....	0.....	0.....	0.....	0.....	0.....	0.....	0.....	0.....	0.....
5. 2011.....	0.....	0.....	0.....	0.....	0.....	0.....	0.....	0.....	0.....	0.....	0.....	0.....	0.....
6. 2012.....	0.....	0.....	0.....	0.....	0.....	0.....	0.....	0.....	0.....	0.....	0.....	0.....	0.....
7. 2013.....	0.....	0.....	0.....	0.....	0.....	0.....	0.....	0.....	0.....	0.....	0.....	0.....	0.....
8. 2014.....	0.....	0.....	2.....	0.....	0.....	0.....	0.....	0.....	0.....	0.....	0.....	3.....	0.....
9. 2015.....	5.....	0.....	104.....	0.....	0.....	0.....	26.....	0.....	50.....	0.....	0.....	185.....	4.....
10. 2016.....	143.....	0.....	1,361.....	0.....	0.....	0.....	212.....	0.....	287.....	0.....	0.....	2,003.....	39.....
11. 2017.....	2,369.....	0.....	2,179.....	0.....	0.....	0.....	298.....	0.....	782.....	0.....	0.....	5,628.....	251.....
12. Totals.....	2,518.....	0.....	3,647.....	0.....	0.....	0.....	535.....	0.....	1,119.....	0.....	0.....	7,820.....	294.....

	Total Losses and Loss Expenses Incurred			Loss and Loss Expense Percentage (Incurred/Premiums Earned)			Nontabular Discount		34 Inter-Company Pooling Participation Percentage	Net Balance Sheet Reserves after Discount	
	26 Direct and Assumed	27 Ceded	28 Net	29 Direct and Assumed	30 Ceded	31 Net	32 Loss	33 Loss Expense		35 Losses Unpaid	36 Loss Expenses Unpaid
1. Prior.....	XXX.....	XXX.....	XXX.....	XXX.....	XXX.....	XXX.....	0.....	0.....	XXX.....	0.....	0.....
2. 2008.....	0.....	0.....	0.....	0.....	0.....	0.....	0.....	0.....	0.00.....	0.....	0.....
3. 2009.....	0.....	0.....	0.....	0.....	0.....	0.....	0.....	0.....	0.00.....	0.....	0.....
4. 2010.....	0.....	0.....	0.....	0.....	0.....	0.....	0.....	0.....	0.00.....	0.....	0.....
5. 2011.....	0.....	0.....	0.....	0.....	0.....	0.....	0.....	0.....	0.00.....	0.....	0.....
6. 2012.....	0.....	0.....	0.....	0.....	0.....	0.....	0.....	0.....	0.00.....	0.....	0.....
7. 2013.....	0.....	0.....	0.....	0.....	0.....	0.....	0.....	0.....	0.00.....	0.....	0.....
8. 2014.....	72.....	0.....	72.....	1,970.1.....	0.....	2,013.3.....	0.....	0.....	0.00.....	2.....	0.....
9. 2015.....	971.....	0.....	971.....	121.7.....	0.....	122.9.....	0.....	0.....	0.00.....	109.....	76.....
10. 2016.....	3,668.....	0.....	3,668.....	72.2.....	0.....	72.9.....	0.....	0.....	0.00.....	1,505.....	499.....
11. 2017.....	9,972.....	0.....	9,972.....	84.5.....	0.....	85.4.....	0.....	0.....	0.00.....	4,549.....	1,079.....
12. Totals.....	XXX.....	XXX.....	XXX.....	XXX.....	XXX.....	XXX.....	0.....	0.....	XXX.....	6,165.....	1,655.....

**Sch. P - Pt. 1F - Sn. 1**  
**NONE**

**Sch. P - Pt. 1F - Sn. 2**  
**NONE**

**Sch. P - Pt. 1G**  
**NONE**



**SCHEDULE P - PART 1H - SECTION 1 - OTHER LIABILITY - OCCURRENCE**

(\$000 omitted)

Years in Which Premiums Were Earned and Losses Were Incurred	Premiums Earned			Loss and Loss Expense Payments						10 Salvage and Subrogation Received	11 Total Net Paid (Cols. 4 - 5 + 6 - 7 + 8 - 9)	12 Number of Claims Reported-Direct and Assumed
	1 Direct and Assumed	2 Ceded	3 Net (Cols. 1 - 2)	Loss Payments		Defense and Cost Containment Payments		Adjusting and Other Payments				
				4 Direct and Assumed	5 Ceded	6 Direct and Assumed	7 Ceded	8 Direct and Assumed	9 Ceded			
1. Prior.....	XXX.....	XXX.....	XXX.....	0.....	0.....	0.....	0.....	0.....	0.....	0.....	0.....	XXX.....
2. 2008.....	34,484.....	188.....	34,296.....	27,057.....	0.....	42.....	0.....	2,210.....	0.....	0.....	29,309.....	115.....
3. 2009.....	36,055.....	204.....	35,851.....	17,831.....	2,168.....	286.....	0.....	2,408.....	0.....	2.....	18,357.....	133.....
4. 2010.....	38,103.....	209.....	37,893.....	27,415.....	161.....	226.....	0.....	2,851.....	0.....	0.....	30,331.....	132.....
5. 2011.....	39,999.....	2,136.....	37,864.....	20,604.....	51.....	86.....	0.....	2,161.....	0.....	0.....	22,800.....	126.....
6. 2012.....	41,634.....	2,263.....	39,371.....	18,212.....	370.....	37.....	0.....	2,175.....	0.....	0.....	20,054.....	123.....
7. 2013.....	45,800.....	1,947.....	43,853.....	18,573.....	0.....	180.....	0.....	3,761.....	0.....	0.....	22,514.....	202.....
8. 2014.....	47,495.....	1,175.....	46,319.....	17,824.....	0.....	214.....	0.....	2,011.....	0.....	0.....	20,049.....	137.....
9. 2015.....	47,654.....	1,102.....	46,553.....	15,866.....	33.....	60.....	0.....	1,377.....	0.....	0.....	17,270.....	95.....
10. 2016.....	47,331.....	1,057.....	46,274.....	4,685.....	240.....	54.....	3.....	1,164.....	0.....	0.....	5,661.....	86.....
11. 2017.....	48,284.....	823.....	47,461.....	4,943.....	606.....	7.....	3.....	454.....	0.....	0.....	4,796.....	49.....
12. Totals.....	XXX.....	XXX.....	XXX.....	173,010.....	3,630.....	1,193.....	5.....	20,574.....	0.....	2.....	191,142.....	XXX.....

	Losses Unpaid				Defense and Cost Containment Unpaid				Adjusting and Other Unpaid		23 Salvage and Subrogation Anticipated	24 Total Net Losses and Expenses Unpaid	25 Number of Claims Outstanding-Direct and Assumed
	Case Basis		Bulk + IBNR		Case Basis		Bulk + IBNR		21 Direct and Assumed	22 Ceded			
	13 Direct and Assumed	14 Ceded	15 Direct and Assumed	16 Ceded	17 Direct and Assumed	18 Ceded	19 Direct and Assumed	20 Ceded					
1. Prior.....	0.....	0.....	0.....	0.....	0.....	0.....	0.....	0.....	0.....	0.....	0.....	0.....	0.....
2. 2008.....	496.....	0.....	0.....	0.....	3.....	0.....	0.....	0.....	23.....	0.....	0.....	522.....	1.....
3. 2009.....	99.....	0.....	0.....	0.....	1.....	0.....	0.....	0.....	5.....	0.....	0.....	105.....	1.....
4. 2010.....	0.....	0.....	0.....	1.....	0.....	0.....	0.....	0.....	0.....	0.....	0.....	(1).....	0.....
5. 2011.....	2,752.....	0.....	0.....	1.....	18.....	0.....	0.....	0.....	126.....	0.....	0.....	2,895.....	4.....
6. 2012.....	1,259.....	30.....	0.....	3.....	8.....	0.....	0.....	0.....	61.....	0.....	0.....	1,296.....	5.....
7. 2013.....	2,346.....	0.....	429.....	1.....	15.....	0.....	3.....	0.....	157.....	0.....	0.....	2,949.....	14.....
8. 2014.....	4,759.....	0.....	1,188.....	2.....	31.....	0.....	8.....	0.....	339.....	0.....	0.....	6,323.....	28.....
9. 2015.....	5,427.....	0.....	5,087.....	6.....	36.....	0.....	33.....	0.....	715.....	0.....	0.....	11,292.....	32.....
10. 2016.....	9,267.....	15.....	12,823.....	55.....	61.....	0.....	84.....	0.....	1,578.....	0.....	0.....	23,743.....	56.....
11. 2017.....	9,902.....	15.....	16,947.....	66.....	65.....	0.....	111.....	0.....	2,127.....	0.....	0.....	29,071.....	37.....
12. Totals.....	36,308.....	59.....	36,474.....	136.....	238.....	0.....	239.....	0.....	5,131.....	0.....	0.....	78,195.....	178.....

	Total Losses and Loss Expenses Incurred			Loss and Loss Expense Percentage (Incurred/Premiums Earned)			Nontabular Discount		34 Inter-Company Pooling Participation Percentage	Net Balance Sheet Reserves after Discount	
	26 Direct and Assumed	27 Ceded	28 Net	29 Direct and Assumed	30 Ceded	31 Net	32 Loss	33 Loss Expense		35 Losses Unpaid	36 Loss Expenses Unpaid
1. Prior.....	XXX.....	XXX.....	XXX.....	XXX.....	XXX.....	XXX.....	0.....	0.....	XXX.....	0.....	0.....
2. 2008.....	29,831.....	0.....	29,831.....	86.5.....	0.0.....	87.0.....	0.....	0.....	0.00.....	496.....	26.....
3. 2009.....	20,631.....	2,168.....	18,462.....	57.2.....	1,061.7.....	51.5.....	0.....	0.....	0.00.....	99.....	6.....
4. 2010.....	30,492.....	162.....	30,330.....	80.0.....	77.6.....	80.0.....	0.....	0.....	0.00.....	(1).....	0.....
5. 2011.....	25,748.....	52.....	25,696.....	64.4.....	2.5.....	67.9.....	0.....	0.....	0.00.....	2,751.....	144.....
6. 2012.....	21,753.....	403.....	21,350.....	52.2.....	17.8.....	54.2.....	0.....	0.....	0.00.....	1,227.....	69.....
7. 2013.....	25,464.....	1.....	25,463.....	55.6.....	0.1.....	58.1.....	0.....	0.....	0.00.....	2,773.....	175.....
8. 2014.....	26,374.....	2.....	26,372.....	55.5.....	0.1.....	56.9.....	0.....	0.....	0.00.....	5,945.....	378.....
9. 2015.....	28,601.....	39.....	28,562.....	60.0.....	3.5.....	61.4.....	0.....	0.....	0.00.....	10,508.....	784.....
10. 2016.....	29,717.....	313.....	29,404.....	62.8.....	29.6.....	63.5.....	0.....	0.....	0.00.....	22,020.....	1,723.....
11. 2017.....	34,556.....	689.....	33,867.....	71.6.....	83.7.....	71.4.....	0.....	0.....	0.00.....	26,768.....	2,303.....
12. Totals.....	XXX.....	XXX.....	XXX.....	XXX.....	XXX.....	XXX.....	0.....	0.....	XXX.....	72,587.....	5,608.....

**SCHEDULE P - PART 1H - SECTION 2 - OTHER LIABILITY - CLAIMS-MADE**

(\$000 omitted)

Years in Which Premiums Were Earned and Losses Were Incurred	Premiums Earned			Loss and Loss Expense Payments						10 Salvage and Subrogation Received	11 Total Net Paid (Cols. 4 - 5 + 6 - 7 + 8 - 9)	12 Number of Claims Reported-Direct and Assumed
	1 Direct and Assumed	2 Ceded	3 Net (Cols. 1 - 2)	Loss Payments		Defense and Cost Containment Payments		Adjusting and Other Payments				
				4 Direct and Assumed	5 Ceded	6 Direct and Assumed	7 Ceded	8 Direct and Assumed	9 Ceded			
1. Prior.....	XXX	XXX	XXX	0	0	0	0	0	0	0	0	XXX
2. 2008.....	0	0	0	0	0	0	0	0	0	0	0	0
3. 2009.....	0	0	0	0	0	0	0	0	0	0	0	0
4. 2010.....	0	0	0	0	0	0	0	0	0	0	0	0
5. 2011.....	0	0	0	0	0	0	0	0	0	0	0	0
6. 2012.....	0	0	0	0	0	0	0	0	0	0	0	0
7. 2013.....	0	0	0	0	0	0	0	0	0	0	0	0
8. 2014.....	0	0	0	0	0	0	0	0	0	0	0	0
9. 2015.....	0	0	0	0	0	0	0	0	0	0	0	0
10. 2016.....	0	0	0	0	0	0	0	0	0	0	0	0
11. 2017.....	0	0	0	0	0	0	0	0	0	0	0	0
12. Totals.....	XXX	XXX	XXX	0	0	0	0	0	0	0	0	XXX

	Losses Unpaid				Defense and Cost Containment Unpaid				Adjusting and Other Unpaid		23 Salvage and Subrogation Anticipated	24 Total Net Losses and Expenses Unpaid	25 Number of Claims Outstanding-Direct and Assumed
	Case Basis		Bulk + IBNR		Case Basis		Bulk + IBNR		21 Direct and Assumed	22 Ceded			
	13 Direct and Assumed	14 Ceded	15 Direct and Assumed	16 Ceded	17 Direct and Assumed	18 Ceded	19 Direct and Assumed	20 Ceded					
1. Prior.....	0	0	0	0	0	0	0	0	0	0	0	0	0
2. 2008.....	0	0	0	0	0	0	0	0	0	0	0	0	0
3. 2009.....	0	0	0	0	0	0	0	0	0	0	0	0	0
4. 2010.....	0	0	0	0	0	0	0	0	0	0	0	0	0
5. 2011.....	0	0	0	0	0	0	0	0	0	0	0	0	0
6. 2012.....	0	0	0	0	0	0	0	0	0	0	0	0	0
7. 2013.....	0	0	0	0	0	0	0	0	0	0	0	0	0
8. 2014.....	0	0	0	0	0	0	0	0	0	0	0	0	0
9. 2015.....	0	0	0	0	0	0	0	0	0	0	0	0	0
10. 2016.....	0	0	0	0	0	0	0	0	0	0	0	0	0
11. 2017.....	0	0	0	0	0	0	0	0	0	0	0	0	0
12. Totals.....	0	0	0	0	0	0	0	0	0	0	0	0	0

**NONE**

	Total Losses and Loss Expenses Incurred			Loss and Loss Expense Percentage (Incurred/Premiums Earned)			Nontabular Discount		34 Inter-Company Pooling Participation Percentage	Net Balance Sheet Reserves after Discount	
	26 Direct and Assumed	27 Ceded	28 Net	29 Direct and Assumed	30 Ceded	31 Net	32 Loss	33 Loss Expense		35 Losses Unpaid	36 Loss Expenses Unpaid
1. Prior.....	XXX	XXX	XXX	XXX	XXX	XXX	0	0	XXX	0	0
2. 2008.....	0	0	0	0.0	0.0	0.0	0	0	0.00	0	0
3. 2009.....	0	0	0	0.0	0.0	0.0	0	0	0.00	0	0
4. 2010.....	0	0	0	0.0	0.0	0.0	0	0	0.00	0	0
5. 2011.....	0	0	0	0.0	0.0	0.0	0	0	0.00	0	0
6. 2012.....	0	0	0	0.0	0.0	0.0	0	0	0.00	0	0
7. 2013.....	0	0	0	0.0	0.0	0.0	0	0	0.00	0	0
8. 2014.....	0	0	0	0.0	0.0	0.0	0	0	0.00	0	0
9. 2015.....	0	0	0	0.0	0.0	0.0	0	0	0.00	0	0
10. 2016.....	0	0	0	0.0	0.0	0.0	0	0	0.00	0	0
11. 2017.....	0	0	0	0.0	0.0	0.0	0	0	0.00	0	0
12. Totals.....	XXX	XXX	XXX	XXX	XXX	XXX	0	0	XXX	0	0

**SCHEDULE P - PART 1I - SPECIAL PROPERTY (FIRE, ALLIED LINES, INLAND MARINE,  
EARTHQUAKE, BURGLARY AND THEFT)**  
(\$000 omitted)

Years in Which Premiums Were Earned and Losses Were Incurred	Premiums Earned			Loss and Loss Expense Payments								12 Number of Claims Reported- Direct and Assumed
	1  Direct and Assumed	2  Ceded	3  Net (Cols. 1 - 2)	Loss Payments		Defense and Cost Containment Payments		Adjusting and Other Payments		10  Salvage and Subrogation Received	11  Total Net Paid (Cols. 4 - 5 + 6 - 7 + 8 - 9)	
				4  Direct and Assumed	5  Ceded	6  Direct and Assumed	7  Ceded	8  Direct and Assumed	9  Ceded			
1. Prior.....	.....XXX.....	.....XXX.....	.....XXX.....	.....1,420	.....754	.....112	.....14	.....55	.....11	.....15	.....808	.....XXX.....
2. 2016.....	.....62,946	.....13,902	.....49,044	.....20,330	.....7,959	.....751	.....348	.....1,346	.....114	.....151	.....14,006	.....XXX.....
3. 2017.....	.....61,757	.....14,200	.....47,557	.....21,239	.....10,205	.....728	.....431	.....1,213	.....152	.....87	.....12,391	.....XXX.....
4. Totals....	.....XXX.....	.....XXX.....	.....XXX.....	.....42,989	.....18,918	.....1,590	.....793	.....2,614	.....277	.....252	.....27,204	.....XXX.....

	Losses Unpaid				Defense and Cost Containment Unpaid				Adjusting and Other Unpaid		23  Salvage and Subrogation Anticipated	24  Total Net Losses and Expenses Unpaid	25  Number of Claims Outstanding- Direct and Assumed
	Case Basis		Bulk + IBNR		Case Basis		Bulk + IBNR		21  Direct and Assumed	22  Ceded			
	13  Direct and Assumed	14  Ceded	15  Direct and Assumed	16  Ceded	17  Direct and Assumed	18  Ceded	19  Direct and Assumed	20  Ceded					
1. Prior.....	.....655	.....242	.....712	.....1	.....61	.....1	.....24	.....0	.....106	.....0	.....46	.....1,313	.....8
2. 2016.....	.....538	.....35	.....432	.....5	.....63	.....0	.....14	.....0	.....100	.....0	.....41	.....1,108	.....1
3. 2017.....	.....6,402	.....4,612	.....2,150	.....6	.....157	.....0	.....62	.....0	.....423	.....0	.....85	.....4,575	.....85
4. Totals....	.....7,595	.....4,889	.....3,295	.....12	.....281	.....1	.....100	.....0	.....629	.....0	.....172	.....6,997	.....94

	Total Losses and Loss Expenses Incurred			Loss and Loss Expense Percentage (Incurred/Premiums Earned)			Nontabular Discount		34  Inter-Company Pooling Participation Percentage	Net Balance Sheet Reserves after Discount	
	26  Direct and Assumed	27  Ceded	28  Net	29  Direct and Assumed	30  Ceded	31  Net	32  Loss	33  Loss Expense		35  Losses Unpaid	36  Loss Expenses Unpaid
1. Prior..	.....XXX.....	.....XXX.....	.....XXX.....	.....XXX.....	.....XXX.....	.....XXX.....	.....0	.....0	.....XXX.....	.....1,124	.....190
2. 2016.	.....23,575	.....8,461	.....15,113	.....37.5	.....60.9	.....30.8	.....0	.....0	.....0.00	.....931	.....177
3. 2017.	.....32,373	.....15,406	.....16,966	.....52.4	.....108.5	.....35.7	.....0	.....0	.....0.00	.....3,934	.....642
4. Totals	.....XXX.....	.....XXX.....	.....XXX.....	.....XXX.....	.....XXX.....	.....XXX.....	.....0	.....0	.....XXX.....	.....5,988	.....1,009

**SCHEDULE P - PART 1J - AUTO PHYSICAL DAMAGE**

(\$000 omitted)

Years in Which Premiums Were Earned and Losses Were Incurred	Premiums Earned			Loss and Loss Expense Payments							12 Number of Claims Reported-Direct and Assumed	
	1 Direct and Assumed	2 Ceded	3 Net (Cols. 1 - 2)	Loss Payments		Defense and Cost Containment Payments		Adjusting and Other Payments		10 Salvage and Subrogation Received		11 Total Net Paid (Cols. 4 - 5 + 6 - 7 + 8 - 9)
				4 Direct and Assumed	5 Ceded	6 Direct and Assumed	7 Ceded	8 Direct and Assumed	9 Ceded			
1. Prior.....	.....XXX.....	.....XXX.....	.....XXX.....	.....(1,025).....	.....(4).....	.....240.....	.....2.....	.....177.....	.....0.....	.....2,129.....	.....(605).....	.....XXX.....
2. 2016.....	.....983,104.....	.....6,180.....	.....976,923.....	.....568,620.....	.....2,791.....	.....1,909.....	.....48.....	.....84,186.....	.....0.....	.....188,804.....	.....651,875.....	.....435,344.....
3. 2017.....	.....1,008,574.....	.....6,076.....	.....1,002,499.....	.....582,472.....	.....2,333.....	.....870.....	.....34.....	.....74,515.....	.....0.....	.....123,213.....	.....655,490.....	.....416,628.....
4. Totals.....	.....XXX.....	.....XXX.....	.....XXX.....	.....1,150,067.....	.....5,121.....	.....3,019.....	.....83.....	.....158,878.....	.....0.....	.....314,147.....	.....1,306,760.....	.....XXX.....

	Losses Unpaid				Defense and Cost Containment Unpaid				Adjusting and Other Unpaid		23 Salvage and Subrogation Anticipated	24 Total Net Losses and Expenses Unpaid	25 Number of Claims Outstanding-Direct and Assumed
	Case Basis		Bulk + IBNR		Case Basis		Bulk + IBNR		21 Direct and Assumed	22 Ceded			
	13 Direct and Assumed	14 Ceded	15 Direct and Assumed	16 Ceded	17 Direct and Assumed	18 Ceded	19 Direct and Assumed	20 Ceded					
1. Prior.....	.....1,863.....	.....552.....	.....(867).....	.....(15).....	.....(17).....	.....33.....	.....31.....	.....0.....	.....176.....	.....0.....	.....1,210.....	.....615.....	.....248.....
2. 2016.....	.....610.....	.....3.....	.....447.....	.....(58).....	.....(13).....	.....0.....	.....30.....	.....0.....	.....481.....	.....0.....	.....1,368.....	.....1,609.....	.....84.....
3. 2017.....	.....61,666.....	.....241.....	.....(46,177).....	.....(63).....	.....(1,339).....	.....0.....	.....2,107.....	.....0.....	.....14,743.....	.....0.....	.....65,480.....	.....30,822.....	.....15,753.....
4. Totals.....	.....64,138.....	.....796.....	.....(46,596).....	.....(135).....	.....(1,369).....	.....33.....	.....2,168.....	.....0.....	.....15,399.....	.....0.....	.....68,058.....	.....33,046.....	.....16,085.....

	Total Losses and Loss Expenses Incurred			Loss and Loss Expense Percentage (Incurred/Premiums Earned)			Nontabular Discount		34 Inter-Company Pooling Participation Percentage	Net Balance Sheet Reserves after Discount	
	26 Direct and Assumed	27 Ceded	28 Net	29 Direct and Assumed	30 Ceded	31 Net	32 Loss	33 Loss Expense		35 Losses Unpaid	36 Loss Expenses Unpaid
1. Prior..	.....XXX.....	.....XXX.....	.....XXX.....	.....XXX.....	.....XXX.....	.....XXX.....	.....0.....	.....0.....	.....XXX.....	.....459.....	.....156.....
2. 2016..	.....656,269.....	.....2,784.....	.....653,485.....	.....66.8.....	.....45.1.....	.....66.9.....	.....0.....	.....0.....	.....0.00.....	.....1,112.....	.....498.....
3. 2017..	.....688,857.....	.....2,546.....	.....686,312.....	.....68.3.....	.....41.9.....	.....68.5.....	.....0.....	.....0.....	.....0.00.....	.....15,311.....	.....15,511.....
4. Totals	.....XXX.....	.....XXX.....	.....XXX.....	.....XXX.....	.....XXX.....	.....XXX.....	.....0.....	.....0.....	.....XXX.....	.....16,881.....	.....16,165.....

**SCHEDULE P - PART 1K - FIDELITY/SURETY**  
(\$000 omitted)

Years in Which Premiums Were Earned and Losses Were Incurred	Premiums Earned			Loss and Loss Expense Payments							12 Number of Claims Reported-Direct and Assumed	
	1 Direct and Assumed	2 Ceded	3 Net (Cols. 1 - 2)	Loss Payments		Defense and Cost Containment Payments		Adjusting and Other Payments		10 Salvage and Subrogation Received		11 Total Net Paid (Cols. 4 - 5 + 6 - 7 + 8 - 9)
				4 Direct and Assumed	5 Ceded	6 Direct and Assumed	7 Ceded	8 Direct and Assumed	9 Ceded			
1. Prior.....	.....XXX.....	.....XXX.....	.....XXX.....	.....0.....	.....0.....	.....0.....	.....0.....	.....0.....	.....0.....	.....0.....	.....0.....	.....XXX.....
2. 2016.....	.....0.....	.....0.....	.....0.....	.....0.....	.....0.....	.....0.....	.....0.....	.....0.....	.....0.....	.....0.....	.....0.....	.....XXX.....
3. 2017.....	.....0.....	.....0.....	.....0.....	.....0.....	.....0.....	.....0.....	.....0.....	.....0.....	.....0.....	.....0.....	.....0.....	.....XXX.....
4. Totals....	.....XXX.....	.....XXX.....	.....XXX.....	.....0.....	.....0.....	.....0.....	.....0.....	.....0.....	.....0.....	.....0.....	.....0.....	.....XXX.....

	Losses Unpaid				Defense and Cost Containment Unpaid				Adjusting and Other Unpaid		23 Salvage and Subrogation Anticipated	24 Total Net Losses and Expenses Unpaid	25 Number of Claims Outstanding-Direct and Assumed
	Case Basis		Bulk + IBNR		Case Basis		Bulk + IBNR		21 Direct and Assumed	22 Ceded			
	13 Direct and Assumed	14 Ceded	15 Direct and Assumed	16 Ceded	17 Direct and Assumed	18 Ceded	19 Direct and Assumed	20 Ceded					
1. Prior.....	.....0.....	.....0.....	.....0.....	.....0.....	.....0.....	.....0.....	.....0.....	.....0.....	.....0.....	.....0.....	.....0.....	.....0.....	.....0.....
2. 2016.....	.....0.....	.....0.....	.....0.....	.....0.....	.....0.....	.....0.....	.....0.....	.....0.....	.....0.....	.....0.....	.....0.....	.....0.....	.....0.....
3. 2017.....	.....0.....	.....0.....	.....0.....	.....0.....	.....0.....	.....0.....	.....0.....	.....0.....	.....0.....	.....0.....	.....0.....	.....0.....	.....0.....
4. Totals..	.....0.....	.....0.....	.....0.....	.....0.....	.....0.....	.....0.....	.....0.....	.....0.....	.....0.....	.....0.....	.....0.....	.....0.....	.....0.....

**NONE**

	Total Losses and Loss Expenses Incurred			Loss and Loss Expense Percentage (Incurred/Premiums Earned)			Nontabular Discount		34 Inter-Company Pooling Participation Percentage	Net Balance Sheet Reserves after Discount	
	26 Direct and Assumed	27 Ceded	28 Net	29 Direct and Assumed	30 Ceded	31 Net	32 Loss	33 Loss Expense		35 Losses Unpaid	36 Loss Expenses Unpaid
1. Prior..	.....XXX.....	.....XXX.....	.....XXX.....	.....XXX.....	.....XXX.....	.....XXX.....	.....0.....	.....0.....	.....XXX.....	.....0.....	.....0.....
2. 2016..	.....0.....	.....0.....	.....0.....	.....0.0.....	.....0.0.....	.....0.0.....	.....0.....	.....0.....	.....0.00.....	.....0.....	.....0.....
3. 2017..	.....0.....	.....0.....	.....0.....	.....0.0.....	.....0.0.....	.....0.0.....	.....0.....	.....0.....	.....0.00.....	.....0.....	.....0.....
4. Totals	.....XXX.....	.....XXX.....	.....XXX.....	.....XXX.....	.....XXX.....	.....XXX.....	.....0.....	.....0.....	.....XXX.....	.....0.....	.....0.....

**SCHEDULE P - PART 1L - OTHER (INCLUDING CREDIT, ACCIDENT AND HEALTH)**  
(\$000 omitted)

Years in Which Premiums Were Earned and Losses Were Incurred	Premiums Earned			Loss and Loss Expense Payments							12 Number of Claims Reported-Direct and Assumed	
	1 Direct and Assumed	2 Ceded	3 Net (Cols. 1 - 2)	Loss Payments		Defense and Cost Containment Payments		Adjusting and Other Payments		10 Salvage and Subrogation Received		11 Total Net Paid (Cols. 4 - 5 + 6 - 7 + 8 - 9)
				4 Direct and Assumed	5 Ceded	6 Direct and Assumed	7 Ceded	8 Direct and Assumed	9 Ceded			
1. Prior.....	.....XXX.....	.....XXX.....	.....XXX.....	.....574.....	.....0.....	.....0.....	.....0.....	.....0.....	.....0.....	.....0.....	.....574.....	.....XXX.....
2. 2016.....	.....19,800.....	.....0.....	.....19,800.....	.....6,456.....	.....0.....	.....0.....	.....0.....	.....0.....	.....0.....	.....0.....	.....6,456.....	.....XXX.....
3. 2017.....	.....23,565.....	.....0.....	.....23,565.....	.....5,362.....	.....0.....	.....0.....	.....0.....	.....0.....	.....0.....	.....0.....	.....5,362.....	.....XXX.....
4. Totals....	.....XXX.....	.....XXX.....	.....XXX.....	.....12,392.....	.....0.....	.....0.....	.....0.....	.....0.....	.....0.....	.....0.....	.....12,392.....	.....XXX.....

	Losses Unpaid				Defense and Cost Containment Unpaid				Adjusting and Other Unpaid		23 Salvage and Subrogation Anticipated	24 Total Net Losses and Expenses Unpaid	25 Number of Claims Outstanding-Direct and Assumed
	Case Basis		Bulk + IBNR		Case Basis		Bulk + IBNR		21 Direct and Assumed	22 Ceded			
	13 Direct and Assumed	14 Ceded	15 Direct and Assumed	16 Ceded	17 Direct and Assumed	18 Ceded	19 Direct and Assumed	20 Ceded					
1. Prior.....	.....0.....	.....0.....	.....0.....	.....0.....	.....0.....	.....0.....	.....0.....	.....0.....	.....0.....	.....0.....	.....0.....	.....0.....	.....0.....
2. 2016.....	.....132.....	.....0.....	.....0.....	.....0.....	.....0.....	.....0.....	.....0.....	.....0.....	.....0.....	.....0.....	.....0.....	.....132.....	.....0.....
3. 2017.....	.....2,546.....	.....0.....	.....0.....	.....0.....	.....0.....	.....0.....	.....0.....	.....0.....	.....0.....	.....0.....	.....0.....	.....2,546.....	.....0.....
4. Totals..	.....2,678.....	.....0.....	.....0.....	.....0.....	.....0.....	.....0.....	.....0.....	.....0.....	.....0.....	.....0.....	.....0.....	.....2,678.....	.....0.....

	Total Losses and Loss Expenses Incurred			Loss and Loss Expense Percentage (Incurred/Premiums Earned)			Nontabular Discount		34 Inter-Company Pooling Participation Percentage	Net Balance Sheet Reserves after Discount	
	26 Direct and Assumed	27 Ceded	28 Net	29 Direct and Assumed	30 Ceded	31 Net	32 Loss	33 Loss Expense		35 Losses Unpaid	36 Loss Expenses Unpaid
1. Prior..	.....XXX.....	.....XXX.....	.....XXX.....	.....XXX.....	.....XXX.....	.....XXX.....	.....0.....	.....0.....	.....XXX.....	.....0.....	.....0.....
2. 2016.	.....6,588.....	.....0.....	.....6,588.....	.....33.3.....	.....0.0.....	.....33.3.....	.....0.....	.....0.....	.....0.00.....	.....132.....	.....0.....
3. 2017.	.....7,908.....	.....0.....	.....7,908.....	.....33.6.....	.....0.0.....	.....33.6.....	.....0.....	.....0.....	.....0.00.....	.....2,546.....	.....0.....
4. Totals	.....XXX.....	.....XXX.....	.....XXX.....	.....XXX.....	.....XXX.....	.....XXX.....	.....0.....	.....0.....	.....XXX.....	.....2,678.....	.....0.....

**Sch. P - Pt. 1M  
NONE**

**Sch. P - Pt. 1N  
NONE**

**SCHEDULE P - PART 10 - REINSURANCE**  
NONPROPORTIONAL ASSUMED LIABILITY (\$000 omitted)

Years in Which Premiums Were Earned and Losses Were Incurred	Premiums Earned			Loss and Loss Expense Payments						10 Salvage and Subrogation Received	11 Total Net Paid (Cols. 4 - 5 + 6 - 7 + 8 - 9)	12 Number of Claims Reported-Direct and Assumed
	1 Direct and Assumed	2 Ceded	3 Net (Cols. 1 - 2)	Loss Payments		Defense and Cost Containment Payments		Adjusting and Other Payments				
				4 Direct and Assumed	5 Ceded	6 Direct and Assumed	7 Ceded	8 Direct and Assumed	9 Ceded			
1. Prior.....	XXX.....	XXX.....	XXX.....	271.....	0.....	0.....	0.....	0.....	0.....	0.....	271.....	XXX.....
2. 2008.....	0.....	0.....	0.....	0.....	0.....	0.....	0.....	0.....	0.....	0.....	0.....	XXX.....
3. 2009.....	0.....	0.....	0.....	0.....	0.....	0.....	0.....	0.....	0.....	0.....	0.....	XXX.....
4. 2010.....	0.....	0.....	0.....	0.....	0.....	0.....	0.....	0.....	0.....	0.....	0.....	XXX.....
5. 2011.....	0.....	0.....	0.....	0.....	0.....	0.....	0.....	0.....	0.....	0.....	0.....	XXX.....
6. 2012.....	0.....	0.....	0.....	0.....	0.....	0.....	0.....	0.....	0.....	0.....	0.....	XXX.....
7. 2013.....	0.....	0.....	0.....	0.....	0.....	0.....	0.....	0.....	0.....	0.....	0.....	XXX.....
8. 2014.....	0.....	0.....	0.....	0.....	0.....	0.....	0.....	0.....	0.....	0.....	0.....	XXX.....
9. 2015.....	0.....	0.....	0.....	0.....	0.....	0.....	0.....	0.....	0.....	0.....	0.....	XXX.....
10. 2016.....	0.....	0.....	0.....	0.....	0.....	0.....	0.....	0.....	0.....	0.....	0.....	XXX.....
11. 2017.....	0.....	0.....	0.....	0.....	0.....	0.....	0.....	0.....	0.....	0.....	0.....	XXX.....
12. Totals.....	XXX.....	XXX.....	XXX.....	271.....	0.....	0.....	0.....	0.....	0.....	0.....	271.....	XXX.....

	Losses Unpaid				Defense and Cost Containment Unpaid				Adjusting and Other Unpaid		23 Salvage and Subrogation Anticipated	24 Total Net Losses and Expenses Unpaid	25 Number of Claims Outstanding-Direct and Assumed
	Case Basis		Bulk + IBNR		Case Basis		Bulk + IBNR		21 Direct and Assumed	22 Ceded			
	13 Direct and Assumed	14 Ceded	15 Direct and Assumed	16 Ceded	17 Direct and Assumed	18 Ceded	19 Direct and Assumed	20 Ceded					
1. Prior.....	1,161.....	0.....	200.....	0.....	1.....	0.....	0.....	0.....	0.....	0.....	0.....	1,362.....	XXX.....
2. 2008.....	0.....	0.....	0.....	0.....	0.....	0.....	0.....	0.....	0.....	0.....	0.....	0.....	XXX.....
3. 2009.....	0.....	0.....	0.....	0.....	0.....	0.....	0.....	0.....	0.....	0.....	0.....	0.....	XXX.....
4. 2010.....	0.....	0.....	0.....	0.....	0.....	0.....	0.....	0.....	0.....	0.....	0.....	0.....	XXX.....
5. 2011.....	0.....	0.....	0.....	0.....	0.....	0.....	0.....	0.....	0.....	0.....	0.....	0.....	XXX.....
6. 2012.....	0.....	0.....	0.....	0.....	0.....	0.....	0.....	0.....	0.....	0.....	0.....	0.....	XXX.....
7. 2013.....	0.....	0.....	0.....	0.....	0.....	0.....	0.....	0.....	0.....	0.....	0.....	0.....	XXX.....
8. 2014.....	0.....	0.....	0.....	0.....	0.....	0.....	0.....	0.....	0.....	0.....	0.....	0.....	XXX.....
9. 2015.....	0.....	0.....	0.....	0.....	0.....	0.....	0.....	0.....	0.....	0.....	0.....	0.....	XXX.....
10. 2016.....	0.....	0.....	0.....	0.....	0.....	0.....	0.....	0.....	0.....	0.....	0.....	0.....	XXX.....
11. 2017.....	0.....	0.....	0.....	0.....	0.....	0.....	0.....	0.....	0.....	0.....	0.....	0.....	XXX.....
12. Totals.....	1,161.....	0.....	200.....	0.....	1.....	0.....	0.....	0.....	0.....	0.....	0.....	1,362.....	XXX.....

	Total Losses and Loss Expenses Incurred			Loss and Loss Expense Percentage (Incurred/Premiums Earned)			Nontabular Discount		34 Inter-Company Pooling Participation Percentage	Net Balance Sheet Reserves after Discount	
	26 Direct and Assumed	27 Ceded	28 Net	29 Direct and Assumed	30 Ceded	31 Net	32 Loss	33 Loss Expense		35 Losses Unpaid	36 Loss Expenses Unpaid
1. Prior.....	XXX.....	XXX.....	XXX.....	XXX.....	XXX.....	XXX.....	0.....	0.....	XXX.....	1,361.....	1.....
2. 2008.....	0.....	0.....	0.....	0.0.....	0.0.....	0.0.....	0.....	0.....	0.00.....	0.....	0.....
3. 2009.....	0.....	0.....	0.....	0.0.....	0.0.....	0.0.....	0.....	0.....	0.00.....	0.....	0.....
4. 2010.....	0.....	0.....	0.....	0.0.....	0.0.....	0.0.....	0.....	0.....	0.00.....	0.....	0.....
5. 2011.....	0.....	0.....	0.....	0.0.....	0.0.....	0.0.....	0.....	0.....	0.00.....	0.....	0.....
6. 2012.....	0.....	0.....	0.....	0.0.....	0.0.....	0.0.....	0.....	0.....	0.00.....	0.....	0.....
7. 2013.....	0.....	0.....	0.....	0.0.....	0.0.....	0.0.....	0.....	0.....	0.00.....	0.....	0.....
8. 2014.....	0.....	0.....	0.....	0.0.....	0.0.....	0.0.....	0.....	0.....	0.00.....	0.....	0.....
9. 2015.....	0.....	0.....	0.....	0.0.....	0.0.....	0.0.....	0.....	0.....	0.00.....	0.....	0.....
10. 2016.....	0.....	0.....	0.....	0.0.....	0.0.....	0.0.....	0.....	0.....	0.00.....	0.....	0.....
11. 2017.....	0.....	0.....	0.....	0.0.....	0.0.....	0.0.....	0.....	0.....	0.00.....	0.....	0.....
12. Totals.....	XXX.....	XXX.....	XXX.....	XXX.....	XXX.....	XXX.....	0.....	0.....	XXX.....	1,361.....	1.....



**Sch. P - Pt. 1P  
NONE**

**Sch. P - Pt. 1R - Sn. 1  
NONE**

**Sch. P - Pt. 1R - Sn. 2  
NONE**

**Sch. P - Pt. 1S  
NONE**

**Sch. P - Pt. 1T  
NONE**

**SCHEDULE P - PART 2A - HOMEOWNERS/FARMOWNERS**

Years in Which Losses Were Incurred	Incurred Net Losses and Defense and Cost Containment Expenses Reported at Year End (\$000 omitted)										Development	
	1	2	3	4	5	6	7	8	9	10	11	12
	2008	2009	2010	2011	2012	2013	2014	2015	2016	2017	One Year	Two Year
1. Prior.....	107,783	84,052	80,811	69,650	64,599	64,111	64,433	62,853	67,842	68,131	289	5,278
2. 2008.....	577,867	585,882	556,555	549,557	548,143	549,188	548,780	546,641	545,795	545,755	(39)	(886)
3. 2009.....	XXX	468,274	486,330	476,129	474,573	471,733	469,807	467,486	466,670	466,793	122	(693)
4. 2010.....	XXX	XXX	530,394	548,946	549,039	547,059	546,488	545,677	545,222	543,821	(1,401)	(1,856)
5. 2011.....	XXX	XXX	XXX	827,074	813,773	793,611	791,761	787,834	787,800	786,762	(1,039)	(1,073)
6. 2012.....	XXX	XXX	XXX	XXX	662,871	667,989	660,781	656,866	655,830	653,808	(2,022)	(3,058)
7. 2013.....	XXX	XXX	XXX	XXX	XXX	610,387	613,866	600,326	600,641	599,489	(1,152)	(837)
8. 2014.....	XXX	XXX	XXX	XXX	XXX	XXX	662,795	663,486	666,834	668,789	1,955	5,302
9. 2015.....	XXX	XXX	XXX	XXX	XXX	XXX	XXX	710,026	711,500	711,566	66	1,540
10. 2016.....	XXX	XXX	XXX	XXX	XXX	XXX	XXX	XXX	693,092	701,434	8,342	XXX
11. 2017.....	XXX	XXX	XXX	XXX	XXX	XXX	XXX	XXX	XXX	699,093	XXX	XXX
12. Totals											5,121	3,718

**SCHEDULE P - PART 2B - PRIVATE PASSENGER AUTO LIABILITY/MEDICAL**

1. Prior.....	618,442	557,210	519,601	494,118	490,327	489,508	492,886	492,823	495,114	496,627	1,513	3,804
2. 2008.....	774,169	795,723	784,211	760,905	755,825	752,408	751,374	750,292	749,640	749,850	210	(442)
3. 2009.....	XXX	821,520	841,466	819,827	794,950	791,876	785,915	784,251	783,906	783,818	(88)	(433)
4. 2010.....	XXX	XXX	812,163	822,802	805,003	801,083	787,323	783,447	782,914	780,856	(2,057)	(2,591)
5. 2011.....	XXX	XXX	XXX	818,277	834,592	828,878	817,325	809,647	806,548	805,410	(1,137)	(4,236)
6. 2012.....	XXX	XXX	XXX	XXX	836,427	839,976	830,186	816,514	812,294	813,654	1,361	(2,859)
7. 2013.....	XXX	XXX	XXX	XXX	XXX	862,924	857,456	843,318	840,265	839,611	(654)	(3,707)
8. 2014.....	XXX	XXX	XXX	XXX	XXX	XXX	850,408	869,041	873,729	871,008	(2,721)	1,967
9. 2015.....	XXX	XXX	XXX	XXX	XXX	XXX	XXX	926,053	940,875	936,964	(3,911)	10,911
10. 2016.....	XXX	XXX	XXX	XXX	XXX	XXX	XXX	XXX	961,753	960,028	(1,724)	XXX
11. 2017.....	XXX	XXX	XXX	XXX	XXX	XXX	XXX	XXX	XXX	905,857	XXX	XXX
12. Totals											(9,209)	2,414

**SCHEDULE P - PART 2C - COMMERCIAL AUTO/TRUCK LIABILITY/MEDICAL**

1. Prior.....	0	0	0	0	0	0	0	0	0	0	0	0
2. 2008.....	0	0	0	0	0	0	0	0	0	0	0	0
3. 2009.....	XXX	0	0	0	0	0	0	0	0	0	0	0
4. 2010.....	XXX	XXX	0	0	0	0	0	0	0	0	0	0
5. 2011.....	XXX	XXX	XXX	0	0	0	0	0	0	0	0	0
6. 2012.....	XXX	XXX	XXX	XXX	0	0	0	0	0	0	0	0
7. 2013.....	XXX	XXX	XXX	XXX	XXX	0	0	0	0	0	0	0
8. 2014.....	XXX	XXX	XXX	XXX	XXX	XXX	0	0	0	0	0	0
9. 2015.....	XXX	XXX	XXX	XXX	XXX	XXX	XXX	0	0	0	0	0
10. 2016.....	XXX	XXX	XXX	XXX	XXX	XXX	XXX	XXX	171	161	(10)	XXX
11. 2017.....	XXX	XXX	XXX	XXX	XXX	XXX	XXX	XXX	XXX	4,552	XXX	XXX
12. Totals											(10)	0

**SCHEDULE P - PART 2D - WORKERS' COMPENSATION (EXCLUDING EXCESS WORKERS' COMPENSATION)**

1. Prior.....	10	14	10	9	8	8	8	8	8	8	0	0
2. 2008.....	33	38	23	36	28	28	28	28	28	28	0	0
3. 2009.....	XXX	3	2	1	1	0	0	0	0	0	0	0
4. 2010.....	XXX	XXX	40	58	53	59	56	56	56	56	0	0
5. 2011.....	XXX	XXX	XXX	6	25	22	13	0	0	0	0	0
6. 2012.....	XXX	XXX	XXX	XXX	7	4	3	0	0	0	0	0
7. 2013.....	XXX	XXX	XXX	XXX	XXX	164	161	1	1	1	0	0
8. 2014.....	XXX	XXX	XXX	XXX	XXX	XXX	3	0	0	0	0	0
9. 2015.....	XXX	XXX	XXX	XXX	XXX	XXX	XXX	0	0	0	0	0
10. 2016.....	XXX	XXX	XXX	XXX	XXX	XXX	XXX	XXX	0	0	0	XXX
11. 2017.....	XXX	XXX	XXX	XXX	XXX	XXX	XXX	XXX	XXX	0	XXX	XXX
12. Totals											0	0

**SCHEDULE P - PART 2E - COMMERCIAL MULTIPLE PERIL**

1. Prior.....	0	0	0	0	0	0	0	0	0	0	0	0
2. 2008.....	0	0	0	0	0	0	0	0	0	0	0	0
3. 2009.....	XXX	0	0	0	0	0	0	0	0	0	0	0
4. 2010.....	XXX	XXX	0	0	0	0	0	0	0	0	0	0
5. 2011.....	XXX	XXX	XXX	0	0	0	0	0	0	0	0	0
6. 2012.....	XXX	XXX	XXX	XXX	0	0	0	0	0	0	0	0
7. 2013.....	XXX	XXX	XXX	XXX	XXX	0	0	0	0	0	0	0
8. 2014.....	XXX	XXX	XXX	XXX	XXX	XXX	2	2	2	2	0	0
9. 2015.....	XXX	XXX	XXX	XXX	XXX	XXX	XXX	603	600	808	208	206
10. 2016.....	XXX	XXX	XXX	XXX	XXX	XXX	XXX	XXX	3,425	3,089	(336)	XXX
11. 2017.....	XXX	XXX	XXX	XXX	XXX	XXX	XXX	XXX	XXX	8,712	XXX	XXX
12. Totals											(128)	206

**SCHEDULE P - PART 2F - SECTION 1 - MEDICAL PROFESSIONAL LIABILITY - OCCURRENCE**

Years in Which Losses Were Incurred	Incurred Net Losses and Defense and Cost Containment Expenses Reported at Year End (\$000 omitted)										Development	
	1	2	3	4	5	6	7	8	9	10	11	12
	2008	2009	2010	2011	2012	2013	2014	2015	2016	2017	One Year	Two Year
1. Prior	0	0	0	0	0	0	0	0	0	0	0	0
2. 2008	0	0	0	0	0	0	0	0	0	0	0	0
3. 2009	XXX	0	0	0	0	0	0	0	0	0	0	0
4. 2010	XXX	XXX	0	0	0	0	0	0	0	0	0	0
5. 2011	XXX	XXX	XXX	0	0	0	0	0	0	0	0	0
6. 2012	XXX	XXX	XXX	XXX	0	0	0	0	0	0	0	0
7. 2013	XXX	XXX	XXX	XXX	XXX	0	0	0	0	0	0	0
8. 2014	XXX	XXX	XXX	XXX	XXX	XXX	0	0	0	0	0	0
9. 2015	XXX	XXX	XXX	XXX	XXX	XXX	XXX	0	0	0	0	0
10. 2016	XXX	XXX	XXX	XXX	XXX	XXX	XXX	XXX	0	0	0	XXX
11. 2017	XXX	XXX	XXX	XXX	XXX	XXX	XXX	XXX	XXX	0	XXX	XXX
12. Totals											0	0

NONE

**SCHEDULE P - PART 2F - SECTION 2 - MEDICAL PROFESSIONAL LIABILITY - CLAIMS-MADE**

1. Prior	0	0	0	0	0	0	0	0	0	0	0	0
2. 2008	0	0	0	0	0	0	0	0	0	0	0	0
3. 2009	XXX	0	0	0	0	0	0	0	0	0	0	0
4. 2010	XXX	XXX	0	0	0	0	0	0	0	0	0	0
5. 2011	XXX	XXX	XXX	0	0	0	0	0	0	0	0	0
6. 2012	XXX	XXX	XXX	XXX	0	0	0	0	0	0	0	0
7. 2013	XXX	XXX	XXX	XXX	XXX	0	0	0	0	0	0	0
8. 2014	XXX	XXX	XXX	XXX	XXX	XXX	0	0	0	0	0	0
9. 2015	XXX	XXX	XXX	XXX	XXX	XXX	XXX	0	0	0	0	0
10. 2016	XXX	XXX	XXX	XXX	XXX	XXX	XXX	XXX	0	0	0	XXX
11. 2017	XXX	XXX	XXX	XXX	XXX	XXX	XXX	XXX	XXX	0	XXX	XXX
12. Totals											0	0

NONE

**SCHEDULE P - PART 2G - SPECIAL LIABILITY (OCEAN MARINE, AIRCRAFT (ALL PERILS), BOILER & MACHINERY)**

1. Prior	6	4	0	0	0	0	0	0	0	0	0	0
2. 2008	0	0	0	0	0	0	0	0	0	0	0	0
3. 2009	XXX	0	0	0	0	0	0	0	0	0	0	0
4. 2010	XXX	XXX	0	0	0	0	0	0	0	0	0	0
5. 2011	XXX	XXX	XXX	0	0	0	0	0	0	0	0	0
6. 2012	XXX	XXX	XXX	XXX	0	0	0	0	0	0	0	0
7. 2013	XXX	XXX	XXX	XXX	XXX	0	0	0	0	0	0	0
8. 2014	XXX	XXX	XXX	XXX	XXX	XXX	0	0	0	0	0	0
9. 2015	XXX	XXX	XXX	XXX	XXX	XXX	XXX	0	0	0	0	0
10. 2016	XXX	XXX	XXX	XXX	XXX	XXX	XXX	XXX	0	0	0	XXX
11. 2017	XXX	XXX	XXX	XXX	XXX	XXX	XXX	XXX	XXX	0	XXX	XXX
12. Totals											0	0

**SCHEDULE P - PART 2H - SECTION 1 - OTHER LIABILITY - OCCURRENCE**

1. Prior	41,547	39,616	33,745	33,514	33,255	30,378	29,831	29,723	29,575	29,587	13	(135)
2. 2008	25,191	27,306	30,472	30,556	29,488	27,990	27,991	27,098	27,099	27,598	499	501
3. 2009	XXX	19,035	19,889	18,186	16,832	16,829	16,804	16,077	15,949	16,049	100	(28)
4. 2010	XXX	XXX	31,846	35,193	33,807	30,810	30,296	27,748	27,521	27,478	(42)	(270)
5. 2011	XXX	XXX	XXX	25,175	24,911	24,943	22,954	21,992	22,558	23,408	850	1,416
6. 2012	XXX	XXX	XXX	XXX	25,881	25,687	24,121	19,627	19,407	19,115	(293)	(512)
7. 2013	XXX	XXX	XXX	XXX	XXX	27,287	27,000	24,027	22,542	21,545	(997)	(2,482)
8. 2014	XXX	XXX	XXX	XXX	XXX	XXX	25,823	25,514	24,518	24,023	(495)	(1,492)
9. 2015	XXX	XXX	XXX	XXX	XXX	XXX	XXX	27,837	26,921	26,470	(451)	(1,367)
10. 2016	XXX	XXX	XXX	XXX	XXX	XXX	XXX	XXX	27,897	26,661	(1,236)	XXX
11. 2017	XXX	XXX	XXX	XXX	XXX	XXX	XXX	XXX	XXX	31,285	XXX	XXX
12. Totals											(2,052)	(4,370)

**SCHEDULE P - PART 2H - SECTION 2 - OTHER LIABILITY - CLAIMS-MADE**

1. Prior	0	0	0	0	0	0	0	0	0	0	0	0
2. 2008	0	0	0	0	0	0	0	0	0	0	0	0
3. 2009	XXX	0	0	0	0	0	0	0	0	0	0	0
4. 2010	XXX	XXX	0	0	0	0	0	0	0	0	0	0
5. 2011	XXX	XXX	XXX	0	0	0	0	0	0	0	0	0
6. 2012	XXX	XXX	XXX	XXX	0	0	0	0	0	0	0	0
7. 2013	XXX	XXX	XXX	XXX	XXX	0	0	0	0	0	0	0
8. 2014	XXX	XXX	XXX	XXX	XXX	XXX	0	0	0	0	0	0
9. 2015	XXX	XXX	XXX	XXX	XXX	XXX	XXX	0	0	0	0	0
10. 2016	XXX	XXX	XXX	XXX	XXX	XXX	XXX	XXX	0	0	0	XXX
11. 2017	XXX	XXX	XXX	XXX	XXX	XXX	XXX	XXX	XXX	0	XXX	XXX
12. Totals											0	0

NONE

**SCHEDULE P - PART 2I - SPECIAL PROPERTY (FIRE, ALLIED LINES, INLAND MARINE, EARTHQUAKE, BURGLARY AND THEFT)**

Years in Which Losses Were Incurred	Incurred Net Losses and Defense and Cost Containment Expenses Reported at Year End (\$000 omitted)										Development	
	1	2	3	4	5	6	7	8	9	10	11	12
	2008	2009	2010	2011	2012	2013	2014	2015	2016	2017	One Year	Two Year
1. Prior.....	...XXX.....	...XXX.....	...XXX.....	...XXX.....	...XXX.....	...XXX.....	...XXX.....	.....8,106	.....5,968	.....5,461	.....(507)	.....(2,645)
2. 2016.....	...XXX.....	...XXX.....	...XXX.....	...XXX.....	...XXX.....	...XXX.....	...XXX.....	...XXX.....	.....14,506	.....13,781	.....(725)	...XXX.....
3. 2017.....	...XXX.....	...XXX.....	...XXX.....	...XXX.....	...XXX.....	...XXX.....	...XXX.....	...XXX.....	...XXX.....	.....15,483	...XXX.....	...XXX.....
										4. Totals	.....(1,232)	.....(2,645)

**SCHEDULE P - PART 2J - AUTO PHYSICAL DAMAGE**

1. Prior.....	...XXX.....	...XXX.....	...XXX.....	...XXX.....	...XXX.....	...XXX.....	...XXX.....	.....(2,004)	.....(5,921)	.....(5,301)	......620	.....(3,297)
2. 2016.....	...XXX.....	...XXX.....	...XXX.....	...XXX.....	...XXX.....	...XXX.....	...XXX.....	...XXX.....	.....576,720	.....568,818	.....(7,902)	...XXX.....
3. 2017.....	...XXX.....	...XXX.....	...XXX.....	...XXX.....	...XXX.....	...XXX.....	...XXX.....	...XXX.....	...XXX.....	.....597,054	...XXX.....	...XXX.....
										4. Totals	.....(7,282)	.....(3,297)

**SCHEDULE P - PART 2K - FIDELITY/SURETY**

1. Prior.....	...XXX.....	...XXX.....	...XXX.....	...XXX.....	...XXX.....	...XXX.....	...XXX.....	.....0	.....0	.....0	.....0	.....0
2. 2016.....	...XXX.....	...XXX.....	...XXX.....	...XXX.....	...XXX.....	...XXX.....	...XXX.....	...XXX.....	.....0	.....0	.....0	...XXX.....
3. 2017.....	...XXX.....	...XXX.....	...XXX.....	...XXX.....	...XXX.....	...XXX.....	...XXX.....	...XXX.....	...XXX.....	.....0	...XXX.....	...XXX.....
										4. Totals	.....0	.....0

**SCHEDULE P - PART 2L - OTHER (INCLUDING CREDIT, ACCIDENT AND HEALTH)**

1. Prior.....	...XXX.....	...XXX.....	...XXX.....	...XXX.....	...XXX.....	...XXX.....	...XXX.....	.....2,251	.....2,889	.....2,607	.....(282)	......356
2. 2016.....	...XXX.....	...XXX.....	...XXX.....	...XXX.....	...XXX.....	...XXX.....	...XXX.....	...XXX.....	.....6,409	.....6,588	......179	...XXX.....
3. 2017.....	...XXX.....	...XXX.....	...XXX.....	...XXX.....	...XXX.....	...XXX.....	...XXX.....	...XXX.....	...XXX.....	.....7,908	...XXX.....	...XXX.....
										4. Totals	.....(103)	......356

**SCHEDULE P - PART 2M - INTERNATIONAL**

1. Prior.....	.....0	.....0	.....0	.....0	.....0	.....0	.....0	.....0	.....0	.....0	.....0	.....0
2. 2008.....	.....0	.....0	.....0	.....0	.....0	.....0	.....0	.....0	.....0	.....0	.....0	.....0
3. 2009.....	...XXX.....	.....0	.....0	.....0	.....0	.....0	.....0	.....0	.....0	.....0	.....0	.....0
4. 2010.....	...XXX.....	...XXX.....	.....0	.....0	.....0	.....0	.....0	.....0	.....0	.....0	.....0	.....0
5. 2011.....	...XXX.....	...XXX.....	...XXX.....	.....0	.....0	.....0	.....0	.....0	.....0	.....0	.....0	.....0
6. 2012.....	...XXX.....	...XXX.....	...XXX.....	...XXX.....	...XXX.....	...XXX.....	...XXX.....	.....0	.....0	.....0	.....0	.....0
7. 2013.....	...XXX.....	...XXX.....	...XXX.....	...XXX.....	...XXX.....	...XXX.....	...XXX.....	.....0	.....0	.....0	.....0	.....0
8. 2014.....	...XXX.....	...XXX.....	...XXX.....	...XXX.....	...XXX.....	...XXX.....	...XXX.....	.....0	.....0	.....0	.....0	.....0
9. 2015.....	...XXX.....	...XXX.....	...XXX.....	...XXX.....	...XXX.....	...XXX.....	...XXX.....	.....0	.....0	.....0	.....0	.....0
10. 2016.....	...XXX.....	...XXX.....	...XXX.....	...XXX.....	...XXX.....	...XXX.....	...XXX.....	...XXX.....	.....0	.....0	.....0	...XXX.....
11. 2017.....	...XXX.....	...XXX.....	...XXX.....	...XXX.....	...XXX.....	...XXX.....	...XXX.....	...XXX.....	...XXX.....	.....0	...XXX.....	...XXX.....
										12. Totals	.....0	.....0

**SCHEDULE P - PART 2N - REINSURANCE**

NONPROPORTIONAL ASSUMED PROPERTY

Years in Which Losses Were Incurred	Incurred Net Losses and Defense and Cost Containment Expenses Reported at Year End (\$000 omitted)										Development	
	1	2	3	4	5	6	7	8	9	10	11	12
	2008	2009	2010	2011	2012	2013	2014	2015	2016	2017	One Year	Two Year
1. Prior.....	0	0	0	0	0	0	0	0	0	0	0	0
2. 2008.....	0	0	0	0	0	0	0	0	0	0	0	0
3. 2009.....	XXX	0	0	0	0	0	0	0	0	0	0	0
4. 2010.....	XXX	XXX	0	0	0	0	0	0	0	0	0	0
5. 2011.....	XXX	XXX	XXX	0	0	0	0	0	0	0	0	0
6. 2012.....	XXX	XXX	XXX	XXX	0	0	0	0	0	0	0	0
7. 2013.....	XXX	XXX	XXX	XXX	XXX	0	0	0	0	0	0	0
8. 2014.....	XXX	XXX	XXX	XXX	XXX	XXX	0	0	0	0	0	0
9. 2015.....	XXX	XXX	XXX	XXX	XXX	XXX	XXX	0	0	0	0	0
10. 2016.....	XXX	XXX	XXX	XXX	XXX	XXX	XXX	XXX	0	0	0	XXX
11. 2017.....	XXX	XXX	XXX	XXX	XXX	XXX	XXX	XXX	XXX	0	XXX	XXX
12. Totals										0	0	

**SCHEDULE P - PART 2O - REINSURANCE**

NONPROPORTIONAL ASSUMED LIABILITY

1. Prior.....	1,455	1,583	1,944	2,199	2,309	2,351	2,327	2,602	2,846	3,203	357	601
2. 2008.....	0	0	0	0	0	0	0	0	0	0	0	0
3. 2009.....	XXX	0	0	0	0	0	0	0	0	0	0	0
4. 2010.....	XXX	XXX	0	0	0	0	0	0	0	0	0	0
5. 2011.....	XXX	XXX	XXX	0	0	0	0	0	0	0	0	0
6. 2012.....	XXX	XXX	XXX	XXX	0	0	0	0	0	0	0	0
7. 2013.....	XXX	XXX	XXX	XXX	XXX	0	0	0	0	0	0	0
8. 2014.....	XXX	XXX	XXX	XXX	XXX	XXX	0	0	0	0	0	0
9. 2015.....	XXX	XXX	XXX	XXX	XXX	XXX	XXX	0	0	0	0	0
10. 2016.....	XXX	XXX	XXX	XXX	XXX	XXX	XXX	XXX	0	0	0	XXX
11. 2017.....	XXX	XXX	XXX	XXX	XXX	XXX	XXX	XXX	XXX	0	XXX	XXX
12. Totals										357	601	

**SCHEDULE P - PART 2P - REINSURANCE**

NONPROPORTIONAL ASSUMED FINANCIAL LINES

1. Prior.....	0	0	0	0	0	0	0	0	0	0	0	0
2. 2008.....	0	0	0	0	0	0	0	0	0	0	0	0
3. 2009.....	XXX	0	0	0	0	0	0	0	0	0	0	0
4. 2010.....	XXX	XXX	0	0	0	0	0	0	0	0	0	0
5. 2011.....	XXX	XXX	XXX	0	0	0	0	0	0	0	0	0
6. 2012.....	XXX	XXX	XXX	XXX	0	0	0	0	0	0	0	0
7. 2013.....	XXX	XXX	XXX	XXX	XXX	0	0	0	0	0	0	0
8. 2014.....	XXX	XXX	XXX	XXX	XXX	XXX	0	0	0	0	0	0
9. 2015.....	XXX	XXX	XXX	XXX	XXX	XXX	XXX	0	0	0	0	0
10. 2016.....	XXX	XXX	XXX	XXX	XXX	XXX	XXX	XXX	0	0	0	XXX
11. 2017.....	XXX	XXX	XXX	XXX	XXX	XXX	XXX	XXX	XXX	0	XXX	XXX
12. Totals										0	0	

**SCHEDULE P - PART 2R - SECTION 1 - PRODUCTS LIABILITY - OCCURRENCE**

Years in Which Losses Were Incurred	Incurred Net Losses and Defense and Cost Containment Expenses Reported at Year End (\$000 omitted)										Development	
	1	2	3	4	5	6	7	8	9	10	11	12
	2008	2009	2010	2011	2012	2013	2014	2015	2016	2017	One Year	Two Year
1. Prior.....	0	0	0	0	0	0	0	0	0	0	0	0
2. 2008.....	0	0	0	0	0	0	0	0	0	0	0	0
3. 2009.....	XXX	0	0	0	0	0	0	0	0	0	0	0
4. 2010.....	XXX	XXX	0	0	0	0	0	0	0	0	0	0
5. 2011.....	XXX	XXX	XXX	0	0	0	0	0	0	0	0	0
6. 2012.....	XXX	XXX	XXX	XXX	0	0	0	0	0	0	0	0
7. 2013.....	XXX	XXX	XXX	XXX	XXX	0	0	0	0	0	0	0
8. 2014.....	XXX	XXX	XXX	XXX	XXX	XXX	0	0	0	0	0	0
9. 2015.....	XXX	XXX	XXX	XXX	XXX	XXX	XXX	0	0	0	0	0
10. 2016.....	XXX	XXX	XXX	XXX	XXX	XXX	XXX	XXX	0	0	0	XXX
11. 2017.....	XXX	XXX	XXX	XXX	XXX	XXX	XXX	XXX	XXX	0	XXX	XXX
12. Totals											0	0

NONE

**SCHEDULE P - PART 2R - SECTION 2 - PRODUCTS LIABILITY - CLAIMS-MADE**

1. Prior.....	0	0	0	0	0	0	0	0	0	0	0	0
2. 2008.....	0	0	0	0	0	0	0	0	0	0	0	0
3. 2009.....	XXX	0	0	0	0	0	0	0	0	0	0	0
4. 2010.....	XXX	XXX	0	0	0	0	0	0	0	0	0	0
5. 2011.....	XXX	XXX	XXX	0	0	0	0	0	0	0	0	0
6. 2012.....	XXX	XXX	XXX	XXX	0	0	0	0	0	0	0	0
7. 2013.....	XXX	XXX	XXX	XXX	XXX	0	0	0	0	0	0	0
8. 2014.....	XXX	XXX	XXX	XXX	XXX	XXX	0	0	0	0	0	0
9. 2015.....	XXX	XXX	XXX	XXX	XXX	XXX	XXX	0	0	0	0	0
10. 2016.....	XXX	XXX	XXX	XXX	XXX	XXX	XXX	XXX	0	0	0	XXX
11. 2017.....	XXX	XXX	XXX	XXX	XXX	XXX	XXX	XXX	XXX	0	XXX	XXX
12. Totals											0	0

NONE

**SCHEDULE P - PART 2S - FINANCIAL GUARANTY/MORTGAGE GUARANTY**

1. Prior.....	XXX	XXX	XXX	XXX	XXX	XXX	0	0	0	0	0	0
2. 2016.....	XXX	XXX	XXX	XXX	XXX	XXX	XXX	0	0	0	0	XXX
3. 2017.....	XXX	XXX	XXX	XXX	XXX	XXX	XXX	XXX	0	0	XXX	XXX
4. Totals											0	0

NONE

**SCHEDULE P - PART 2T - WARRANTY**

1. Prior.....	XXX	XXX	XXX	XXX	XXX	XXX	0	0	0	0	0	0
2. 2016.....	XXX	XXX	XXX	XXX	XXX	XXX	XXX	0	0	0	0	XXX
3. 2017.....	XXX	XXX	XXX	XXX	XXX	XXX	XXX	XXX	0	0	XXX	XXX
4. Totals											0	0

NONE

**SCHEDULE P - PART 3A - HOMEOWNERS/FARMOWNERS**

Years in Which Losses Were Incurred	Cumulative Paid Net Losses and Defense and Cost Containment Expenses Reported at Year End (\$000 omitted)										11 Number of Claims Closed With Loss Payment	12 Number of Claims Closed Without Loss Payment
	1 2008	2 2009	3 2010	4 2011	5 2012	6 2013	7 2014	8 2015	9 2016	10 2017		
1. Prior.....	.000.....	28,735.....	42,517.....	48,405.....	52,825.....	57,336.....	59,733.....	61,621.....	66,453.....	67,101.....	11.....	8.....
2. 2008.....	416,413.....	520,976.....	535,846.....	539,913.....	542,748.....	544,210.....	544,888.....	545,421.....	545,492.....	545,485.....	97,113.....	26,624.....
3. 2009.....	XXX.....	362,337.....	447,488.....	457,035.....	462,439.....	465,182.....	465,266.....	465,821.....	466,069.....	466,208.....	80,772.....	22,138.....
4. 2010.....	XXX.....	XXX.....	411,016.....	513,683.....	528,874.....	536,880.....	539,405.....	542,088.....	543,191.....	543,593.....	88,189.....	23,588.....
5. 2011.....	XXX.....	XXX.....	XXX.....	652,480.....	759,446.....	772,840.....	778,784.....	780,743.....	783,863.....	785,313.....	126,108.....	36,346.....
6. 2012.....	XXX.....	XXX.....	XXX.....	XXX.....	528,718.....	630,141.....	642,344.....	647,531.....	650,094.....	650,801.....	111,451.....	31,343.....
7. 2013.....	XXX.....	XXX.....	XXX.....	XXX.....	XXX.....	478,341.....	572,687.....	585,669.....	592,526.....	594,499.....	80,131.....	23,971.....
8. 2014.....	XXX.....	XXX.....	XXX.....	XXX.....	XXX.....	XXX.....	545,975.....	636,772.....	650,698.....	656,992.....	84,893.....	25,507.....
9. 2015.....	XXX.....	XXX.....	XXX.....	XXX.....	XXX.....	XXX.....	XXX.....	572,731.....	680,170.....	693,938.....	80,668.....	23,394.....
10. 2016.....	XXX.....	XXX.....	XXX.....	XXX.....	XXX.....	XXX.....	XXX.....	XXX.....	562,066.....	667,725.....	78,943.....	24,501.....
11. 2017.....	XXX.....	XXX.....	XXX.....	XXX.....	XXX.....	XXX.....	XXX.....	XXX.....	XXX.....	577,128.....	72,991.....	27,636.....

**SCHEDULE P - PART 3B - PRIVATE PASSENGER AUTO LIABILITY/MEDICAL**

1. Prior.....	.000.....	240,448.....	358,978.....	421,094.....	444,200.....	455,480.....	463,366.....	467,636.....	471,187.....	473,299.....	34.....	11.....
2. 2008.....	298,569.....	534,179.....	630,050.....	690,937.....	725,204.....	737,681.....	743,989.....	746,316.....	747,410.....	748,079.....	151,863.....	47,956.....
3. 2009.....	XXX.....	315,820.....	549,097.....	661,947.....	730,210.....	760,834.....	773,612.....	779,031.....	782,031.....	782,460.....	147,977.....	49,211.....
4. 2010.....	XXX.....	XXX.....	312,920.....	554,221.....	666,403.....	728,859.....	758,126.....	770,654.....	775,885.....	777,819.....	145,095.....	51,918.....
5. 2011.....	XXX.....	XXX.....	XXX.....	318,695.....	571,295.....	686,208.....	748,087.....	779,034.....	791,284.....	796,334.....	143,560.....	53,973.....
6. 2012.....	XXX.....	XXX.....	XXX.....	XXX.....	327,894.....	588,794.....	694,130.....	756,663.....	786,001.....	799,014.....	140,031.....	52,019.....
7. 2013.....	XXX.....	XXX.....	XXX.....	XXX.....	XXX.....	340,467.....	603,360.....	722,189.....	778,953.....	810,371.....	142,718.....	54,456.....
8. 2014.....	XXX.....	XXX.....	XXX.....	XXX.....	XXX.....	XXX.....	346,606.....	629,552.....	749,227.....	812,939.....	143,091.....	56,757.....
9. 2015.....	XXX.....	XXX.....	XXX.....	XXX.....	XXX.....	XXX.....	XXX.....	377,768.....	670,151.....	795,363.....	145,329.....	56,933.....
10. 2016.....	XXX.....	XXX.....	XXX.....	XXX.....	XXX.....	XXX.....	XXX.....	XXX.....	390,239.....	689,218.....	138,526.....	56,274.....
11. 2017.....	XXX.....	XXX.....	XXX.....	XXX.....	XXX.....	XXX.....	XXX.....	XXX.....	XXX.....	370,897.....	94,948.....	38,169.....

**SCHEDULE P - PART 3C - COMMERCIAL AUTO/TRUCK LIABILITY/MEDICAL**

1. Prior.....	.000.....	.0.....	.0.....	.0.....	.0.....	.0.....	.0.....	.0.....	.0.....	.0.....	.0.....	.0.....
2. 2008.....	.0.....	.0.....	.0.....	.0.....	.0.....	.0.....	.0.....	.0.....	.0.....	.0.....	.0.....	.0.....
3. 2009.....	XXX.....	.0.....	.0.....	.0.....	.0.....	.0.....	.0.....	.0.....	.0.....	.0.....	.0.....	.0.....
4. 2010.....	XXX.....	XXX.....	.0.....	.0.....	.0.....	.0.....	.0.....	.0.....	.0.....	.0.....	.0.....	.0.....
5. 2011.....	XXX.....	XXX.....	XXX.....	.0.....	.0.....	.0.....	.0.....	.0.....	.0.....	.0.....	.0.....	.0.....
6. 2012.....	XXX.....	XXX.....	XXX.....	XXX.....	.0.....	.0.....	.0.....	.0.....	.0.....	.0.....	.0.....	.0.....
7. 2013.....	XXX.....	XXX.....	XXX.....	XXX.....	XXX.....	.0.....	.0.....	.0.....	.0.....	.0.....	.0.....	.0.....
8. 2014.....	XXX.....	XXX.....	XXX.....	XXX.....	XXX.....	XXX.....	.0.....	.0.....	.0.....	.0.....	.0.....	.0.....
9. 2015.....	XXX.....	XXX.....	XXX.....	XXX.....	XXX.....	XXX.....	XXX.....	.0.....	.0.....	.0.....	.0.....	.0.....
10. 2016.....	XXX.....	XXX.....	XXX.....	XXX.....	XXX.....	XXX.....	XXX.....	XXX.....	15.....	62.....	.0.....	.6.....
11. 2017.....	XXX.....	XXX.....	XXX.....	XXX.....	XXX.....	XXX.....	XXX.....	XXX.....	XXX.....	2,324.....	.7.....	.321.....

**SCHEDULE P - PART 3D - WORKERS' COMPENSATION  
(EXCLUDING EXCESS WORKERS' COMPENSATION)**

1. Prior.....	.000.....	.2.....	.3.....	.8.....	.8.....	.8.....	.8.....	.8.....	.8.....	.8.....	.0.....	.1.....
2. 2008.....	.0.....	.21.....	.22.....	.26.....	.28.....	.28.....	.28.....	.28.....	.28.....	.28.....	.0.....	.2.....
3. 2009.....	XXX.....	.0.....	.0.....	.0.....	.0.....	.0.....	.0.....	.0.....	.0.....	.0.....	.0.....	.0.....
4. 2010.....	XXX.....	XXX.....	.5.....	.35.....	.45.....	.46.....	.56.....	.56.....	.56.....	.56.....	.1.....	.4.....
5. 2011.....	XXX.....	XXX.....	XXX.....	.0.....	.0.....	.0.....	.0.....	.0.....	.0.....	.0.....	.1.....	.0.....
6. 2012.....	XXX.....	XXX.....	XXX.....	XXX.....	.0.....	.0.....	.0.....	.0.....	.0.....	.0.....	.0.....	.0.....
7. 2013.....	XXX.....	XXX.....	XXX.....	XXX.....	XXX.....	.0.....	.1.....	.1.....	.1.....	.1.....	.1.....	.2.....
8. 2014.....	XXX.....	XXX.....	XXX.....	XXX.....	XXX.....	XXX.....	.0.....	.0.....	.0.....	.0.....	.0.....	.0.....
9. 2015.....	XXX.....	XXX.....	XXX.....	XXX.....	XXX.....	XXX.....	XXX.....	.0.....	.0.....	.0.....	.0.....	.0.....
10. 2016.....	XXX.....	XXX.....	XXX.....	XXX.....	XXX.....	XXX.....	XXX.....	XXX.....	.0.....	.0.....	.0.....	.0.....
11. 2017.....	XXX.....	XXX.....	XXX.....	XXX.....	XXX.....	XXX.....	XXX.....	XXX.....	XXX.....	.0.....	.0.....	.0.....

**SCHEDULE P - PART 3E - COMMERCIAL MULTIPLE PERIL**

1. Prior.....	.000.....	.0.....	.0.....	.0.....	.0.....	.0.....	.0.....	.0.....	.0.....	.0.....	.0.....	.0.....
2. 2008.....	.0.....	.0.....	.0.....	.0.....	.0.....	.0.....	.0.....	.0.....	.0.....	.0.....	.0.....	.0.....
3. 2009.....	XXX.....	.0.....	.0.....	.0.....	.0.....	.0.....	.0.....	.0.....	.0.....	.0.....	.0.....	.0.....
4. 2010.....	XXX.....	XXX.....	.0.....	.0.....	.0.....	.0.....	.0.....	.0.....	.0.....	.0.....	.0.....	.0.....
5. 2011.....	XXX.....	XXX.....	XXX.....	.0.....	.0.....	.0.....	.0.....	.0.....	.0.....	.0.....	.0.....	.0.....
6. 2012.....	XXX.....	XXX.....	XXX.....	XXX.....	.0.....	.0.....	.0.....	.0.....	.0.....	.0.....	.0.....	.0.....
7. 2013.....	XXX.....	XXX.....	XXX.....	XXX.....	XXX.....	.0.....	.0.....	.0.....	.0.....	.0.....	.0.....	.0.....
8. 2014.....	XXX.....	XXX.....	XXX.....	XXX.....	XXX.....	XXX.....	.0.....	.0.....	.0.....	.0.....	.0.....	.0.....
9. 2015.....	XXX.....	XXX.....	XXX.....	XXX.....	XXX.....	XXX.....	XXX.....	401.....	665.....	673.....	.7.....	.13.....
10. 2016.....	XXX.....	XXX.....	XXX.....	XXX.....	XXX.....	XXX.....	XXX.....	XXX.....	874.....	1,373.....	.29.....	.135.....
11. 2017.....	XXX.....	XXX.....	XXX.....	XXX.....	XXX.....	XXX.....	XXX.....	XXX.....	XXX.....	3,865.....	.3.....	.300.....

**SCHEDULE P - PART 3F - SECTION 1 - MEDICAL PROFESSIONAL LIABILITY - OCCURRENCE**

Years in Which Losses Were Incurred	Cumulative Paid Net Losses and Defense and Cost Containment Expenses Reported at Year End (\$000 omitted)										11 Number of Claims Closed With Loss Payment	12 Number of Claims Closed Without Loss Payment	
	1 2008	2 2009	3 2010	4 2011	5 2012	6 2013	7 2014	8 2015	9 2016	10 2017			
1. Prior.....	.000.....	.0.....	.0.....	.0.....	.0.....	.0.....	.0.....	.0.....	.0.....	.0.....	.0.....	.0.....	.0.....
2. 2008.....	0.....	.0.....	.0.....	.0.....	.0.....	.0.....	.0.....	.0.....	.0.....	.0.....	.0.....	.0.....	.0.....
3. 2009.....	.XXX.....	.0.....	.0.....	.0.....	.0.....	.0.....	.0.....	.0.....	.0.....	.0.....	.0.....	.0.....	.0.....
4. 2010.....	.XXX.....	.XXX.....	.0.....	.0.....	.0.....	.0.....	.0.....	.0.....	.0.....	.0.....	.0.....	.0.....	.0.....
5. 2011.....	.XXX.....	.XXX.....	.XXX.....	.0.....	.0.....	.0.....	.0.....	.0.....	.0.....	.0.....	.0.....	.0.....	.0.....
6. 2012.....	.XXX.....	.XXX.....	.XXX.....	.XXX.....	.0.....	.0.....	.0.....	.0.....	.0.....	.0.....	.0.....	.0.....	.0.....
7. 2013.....	.XXX.....	.XXX.....	.XXX.....	.XXX.....	.XXX.....	.0.....	.0.....	.0.....	.0.....	.0.....	.0.....	.0.....	.0.....
8. 2014.....	.XXX.....	.XXX.....	.XXX.....	.XXX.....	.XXX.....	.XXX.....	.0.....	.0.....	.0.....	.0.....	.0.....	.0.....	.0.....
9. 2015.....	.XXX.....	.XXX.....	.XXX.....	.XXX.....	.XXX.....	.XXX.....	.XXX.....	.0.....	.0.....	.0.....	.0.....	.0.....	.0.....
10. 2016.....	.XXX.....	.XXX.....	.XXX.....	.XXX.....	.XXX.....	.XXX.....	.XXX.....	.XXX.....	.0.....	.0.....	.0.....	.0.....	.0.....
11. 2017.....	.XXX.....	.XXX.....	.XXX.....	.XXX.....	.XXX.....	.XXX.....	.XXX.....	.XXX.....	.XXX.....	.0.....	.0.....	.0.....	.0.....

**NONE**

**SCHEDULE P - PART 3F - SECTION 2 - MEDICAL PROFESSIONAL LIABILITY - CLAIMS-MADE**

1. Prior.....	.000.....	.0.....	.0.....	.0.....	.0.....	.0.....	.0.....	.0.....	.0.....	.0.....	.0.....	.0.....	.0.....
2. 2008.....	0.....	.0.....	.0.....	.0.....	.0.....	.0.....	.0.....	.0.....	.0.....	.0.....	.0.....	.0.....	.0.....
3. 2009.....	.XXX.....	.0.....	.0.....	.0.....	.0.....	.0.....	.0.....	.0.....	.0.....	.0.....	.0.....	.0.....	.0.....
4. 2010.....	.XXX.....	.XXX.....	.0.....	.0.....	.0.....	.0.....	.0.....	.0.....	.0.....	.0.....	.0.....	.0.....	.0.....
5. 2011.....	.XXX.....	.XXX.....	.XXX.....	.0.....	.0.....	.0.....	.0.....	.0.....	.0.....	.0.....	.0.....	.0.....	.0.....
6. 2012.....	.XXX.....	.XXX.....	.XXX.....	.XXX.....	.0.....	.0.....	.0.....	.0.....	.0.....	.0.....	.0.....	.0.....	.0.....
7. 2013.....	.XXX.....	.XXX.....	.XXX.....	.XXX.....	.XXX.....	.0.....	.0.....	.0.....	.0.....	.0.....	.0.....	.0.....	.0.....
8. 2014.....	.XXX.....	.XXX.....	.XXX.....	.XXX.....	.XXX.....	.XXX.....	.0.....	.0.....	.0.....	.0.....	.0.....	.0.....	.0.....
9. 2015.....	.XXX.....	.XXX.....	.XXX.....	.XXX.....	.XXX.....	.XXX.....	.XXX.....	.0.....	.0.....	.0.....	.0.....	.0.....	.0.....
10. 2016.....	.XXX.....	.XXX.....	.XXX.....	.XXX.....	.XXX.....	.XXX.....	.XXX.....	.XXX.....	.0.....	.0.....	.0.....	.0.....	.0.....
11. 2017.....	.XXX.....	.XXX.....	.XXX.....	.XXX.....	.XXX.....	.XXX.....	.XXX.....	.XXX.....	.XXX.....	.0.....	.0.....	.0.....	.0.....

**NONE**

**SCHEDULE P - PART 3G - SPECIAL LIABILITY (OCEAN MARINE, AIRCRAFT (ALL PERILS), BOILER AND MACHINERY)**

1. Prior.....	.000.....	.0.....	.0.....	.0.....	.0.....	.0.....	.0.....	.0.....	.0.....	.0.....	.XXX.....	.XXX.....
2. 2008.....	0.....	.0.....	.0.....	.0.....	.0.....	.0.....	.0.....	.0.....	.0.....	.0.....	.XXX.....	.XXX.....
3. 2009.....	.XXX.....	.0.....	.0.....	.0.....	.0.....	.0.....	.0.....	.0.....	.0.....	.0.....	.XXX.....	.XXX.....
4. 2010.....	.XXX.....	.XXX.....	.0.....	.0.....	.0.....	.0.....	.0.....	.0.....	.0.....	.0.....	.XXX.....	.XXX.....
5. 2011.....	.XXX.....	.XXX.....	.XXX.....	.0.....	.0.....	.0.....	.0.....	.0.....	.0.....	.0.....	.XXX.....	.XXX.....
6. 2012.....	.XXX.....	.XXX.....	.XXX.....	.XXX.....	.0.....	.0.....	.0.....	.0.....	.0.....	.0.....	.XXX.....	.XXX.....
7. 2013.....	.XXX.....	.XXX.....	.XXX.....	.XXX.....	.XXX.....	.0.....	.0.....	.0.....	.0.....	.0.....	.XXX.....	.XXX.....
8. 2014.....	.XXX.....	.XXX.....	.XXX.....	.XXX.....	.XXX.....	.XXX.....	.0.....	.0.....	.0.....	.0.....	.XXX.....	.XXX.....
9. 2015.....	.XXX.....	.XXX.....	.XXX.....	.XXX.....	.XXX.....	.XXX.....	.XXX.....	.0.....	.0.....	.0.....	.XXX.....	.XXX.....
10. 2016.....	.XXX.....	.XXX.....	.XXX.....	.XXX.....	.XXX.....	.XXX.....	.XXX.....	.XXX.....	.0.....	.0.....	.XXX.....	.XXX.....
11. 2017.....	.XXX.....	.XXX.....	.XXX.....	.XXX.....	.XXX.....	.XXX.....	.XXX.....	.XXX.....	.XXX.....	.0.....	.XXX.....	.XXX.....

**SCHEDULE P - PART 3H - SECTION 1 - OTHER LIABILITY - OCCURRENCE**

1. Prior.....	.000.....	10,225	20,856	26,410	27,314	28,738	29,353	29,375	29,587	29,587	.0.....	.0.....
2. 2008.....	1,151	10,833	17,102	22,688	25,602	26,549	27,099	27,099	27,099	27,099	.82	.32
3. 2009.....	.XXX.....	1,865	4,949	7,926	11,233	13,920	14,401	15,621	15,949	15,949	.73	.59
4. 2010.....	.XXX.....	.XXX.....	1,569	9,132	18,740	21,738	24,700	26,711	27,150	27,480	.79	.53
5. 2011.....	.XXX.....	.XXX.....	.XXX.....	224	9,439	13,889	15,959	17,739	19,541	20,639	.71	.51
6. 2012.....	.XXX.....	.XXX.....	.XXX.....	.XXX.....	.93	2,915	10,054	13,838	15,924	17,880	.70	.48
7. 2013.....	.XXX.....	.XXX.....	.XXX.....	.XXX.....	.XXX.....	229	6,005	10,185	17,267	18,753	.75	.113
8. 2014.....	.XXX.....	.XXX.....	.XXX.....	.XXX.....	.XXX.....	.XXX.....	57	8,812	16,385	18,038	.62	.47
9. 2015.....	.XXX.....	.XXX.....	.XXX.....	.XXX.....	.XXX.....	.XXX.....	.XXX.....	538	11,565	15,893	.38	.25
10. 2016.....	.XXX.....	.XXX.....	.XXX.....	.XXX.....	.XXX.....	.XXX.....	.XXX.....	.XXX.....	1,256	4,497	.10	.20
11. 2017.....	.XXX.....	.XXX.....	.XXX.....	.XXX.....	.XXX.....	.XXX.....	.XXX.....	.XXX.....	.XXX.....	4,341	.5	.7

**SCHEDULE P - PART 3H - SECTION 2 - OTHER LIABILITY - CLAIMS-MADE**

1. Prior.....	.000.....	.0.....	.0.....	.0.....	.0.....	.0.....	.0.....	.0.....	.0.....	.0.....	.0.....	.0.....
2. 2008.....	0.....	.0.....	.0.....	.0.....	.0.....	.0.....	.0.....	.0.....	.0.....	.0.....	.0.....	.0.....
3. 2009.....	.XXX.....	.0.....	.0.....	.0.....	.0.....	.0.....	.0.....	.0.....	.0.....	.0.....	.0.....	.0.....
4. 2010.....	.XXX.....	.XXX.....	.0.....	.0.....	.0.....	.0.....	.0.....	.0.....	.0.....	.0.....	.0.....	.0.....
5. 2011.....	.XXX.....	.XXX.....	.XXX.....	.0.....	.0.....	.0.....	.0.....	.0.....	.0.....	.0.....	.0.....	.0.....
6. 2012.....	.XXX.....	.XXX.....	.XXX.....	.XXX.....	.0.....	.0.....	.0.....	.0.....	.0.....	.0.....	.0.....	.0.....
7. 2013.....	.XXX.....	.XXX.....	.XXX.....	.XXX.....	.XXX.....	.0.....	.0.....	.0.....	.0.....	.0.....	.0.....	.0.....
8. 2014.....	.XXX.....	.XXX.....	.XXX.....	.XXX.....	.XXX.....	.XXX.....	.0.....	.0.....	.0.....	.0.....	.0.....	.0.....
9. 2015.....	.XXX.....	.XXX.....	.XXX.....	.XXX.....	.XXX.....	.XXX.....	.XXX.....	.0.....	.0.....	.0.....	.0.....	.0.....
10. 2016.....	.XXX.....	.XXX.....	.XXX.....	.XXX.....	.XXX.....	.XXX.....	.XXX.....	.XXX.....	.0.....	.0.....	.0.....	.0.....
11. 2017.....	.XXX.....	.XXX.....	.XXX.....	.XXX.....	.XXX.....	.XXX.....	.XXX.....	.XXX.....	.XXX.....	.0.....	.0.....	.0.....

**NONE**



**SCHEDULE P - PART 3I - SPECIAL PROPERTY (FIRE, ALLIED LINES, INLAND MARINE, EARTHQUAKE, BURGLARY AND THEFT)**

Years in Which Losses Were Incurred	Cumulative Paid Net Losses and Defense and Containment Expenses Reported at Year End (\$000 omitted)										11 Number of Claims Closed With Loss Payment	12 Number of Claims Closed Without Loss Payment
	1 2008	2 2009	3 2010	4 2011	5 2012	6 2013	7 2014	8 2015	9 2016	10 2017		
1. Prior.....	XXX	XXX	XXX	XXX	XXX	XXX	XXX	000	3,490	4,254	XXX	XXX
2. 2016.....	XXX	XXX	XXX	XXX	XXX	XXX	XXX	XXX	10,792	12,773	XXX	XXX
3. 2017.....	XXX	XXX	XXX	XXX	XXX	XXX	XXX	XXX	XXX	11,331	XXX	XXX

**SCHEDULE P - PART 3J - AUTO PHYSICAL DAMAGE**

1. Prior.....	XXX	XXX	XXX	XXX	XXX	XXX	XXX	000	(4,958)	(5,740)	449	134
2. 2016.....	XXX	XXX	XXX	XXX	XXX	XXX	XXX	XXX	575,031	567,689	371,922	63,338
3. 2017.....	XXX	XXX	XXX	XXX	XXX	XXX	XXX	XXX	XXX	580,975	346,867	54,008

**SCHEDULE P - PART 3K - FIDELITY/SURETY**

1. Prior.....	XXX	XXX	XXX	XXX	XXX	XXX	XXX	000	0	0	XXX	XXX
2. 2016.....	XXX	XXX	XXX	XXX	XXX	XXX	XXX	XXX	0	0	XXX	XXX
3. 2017.....	XXX	XXX	XXX	XXX	XXX	XXX	XXX	XXX	0	0	XXX	XXX

**NONE**

**SCHEDULE P - PART 3L - OTHER (INCLUDING CREDIT, ACCIDENT AND HEALTH)**

1. Prior.....	XXX	XXX	XXX	XXX	XXX	XXX	XXX	000	2,033	2,607	XXX	XXX
2. 2016.....	XXX	XXX	XXX	XXX	XXX	XXX	XXX	XXX	4,859	6,456	XXX	XXX
3. 2017.....	XXX	XXX	XXX	XXX	XXX	XXX	XXX	XXX	XXX	5,362	XXX	XXX

**SCHEDULE P - PART 3M - INTERNATIONAL**

1. Prior.....	000	0	0	0	0	0	0	0	0	0	XXX	XXX
2. 2008.....	0	0	0	0	0	0	0	0	0	0	XXX	XXX
3. 2009.....	XXX	0	0	0	0	0	0	0	0	0	XXX	XXX
4. 2010.....	XXX	XXX	0	0	0	0	0	0	0	0	XXX	XXX
5. 2011.....	XXX	XXX	XXX	0	0	0	0	0	0	0	XXX	XXX
6. 2012.....	XXX	XXX	XXX	XXX	0	0	0	0	0	0	XXX	XXX
7. 2013.....	XXX	XXX	XXX	XXX	XXX	0	0	0	0	0	XXX	XXX
8. 2014.....	XXX	XXX	XXX	XXX	XXX	XXX	0	0	0	0	XXX	XXX
9. 2015.....	XXX	XXX	XXX	XXX	XXX	XXX	XXX	0	0	0	XXX	XXX
10. 2016.....	XXX	XXX	XXX	XXX	XXX	XXX	XXX	XXX	0	0	XXX	XXX
11. 2017.....	XXX	XXX	XXX	XXX	XXX	XXX	XXX	XXX	XXX	0	XXX	XXX

**NONE**

**SCHEDULE P - PART 3N - REINSURANCE**

NONPROPORTIONAL ASSUMED PROPERTY

Years in Which Losses Were Incurred	Cumulative Paid Net Losses and Defense and Cost Containment Expenses Reported at Year End (\$000 omitted)										11 Number of Claims Closed With Loss Payment	12 Number of Claims Closed Without Loss Payment	
	1 2008	2 2009	3 2010	4 2011	5 2012	6 2013	7 2014	8 2015	9 2016	10 2017			
1. Prior.....	.000.....	.....0	.....0	.....0	.....0	.....0	.....0	.....0	.....0	.....0	.....0	XXX.....	XXX.....
2. 2008.....	.....0	.....0	.....0	.....0	.....0	.....0	.....0	.....0	.....0	.....0	.....0	XXX.....	XXX.....
3. 2009.....	XXX.....	.....0	.....0	.....0	.....0	.....0	.....0	.....0	.....0	.....0	.....0	XXX.....	XXX.....
4. 2010.....	XXX.....	XXX.....	.....0	.....0	.....0	.....0	.....0	.....0	.....0	.....0	.....0	XXX.....	XXX.....
5. 2011.....	XXX.....	XXX.....	XXX.....	.....0	.....0	.....0	.....0	.....0	.....0	.....0	.....0	XXX.....	XXX.....
6. 2012.....	XXX.....	XXX.....	XXX.....	XXX.....	.....0	.....0	.....0	.....0	.....0	.....0	.....0	XXX.....	XXX.....
7. 2013.....	XXX.....	XXX.....	XXX.....	XXX.....	XXX.....	.....0	.....0	.....0	.....0	.....0	.....0	XXX.....	XXX.....
8. 2014.....	XXX.....	XXX.....	XXX.....	XXX.....	XXX.....	XXX.....	.....0	.....0	.....0	.....0	.....0	XXX.....	XXX.....
9. 2015.....	XXX.....	XXX.....	XXX.....	XXX.....	XXX.....	XXX.....	XXX.....	.....0	.....0	.....0	.....0	XXX.....	XXX.....
10. 2016.....	XXX.....	XXX.....	XXX.....	XXX.....	XXX.....	XXX.....	XXX.....	XXX.....	.....0	.....0	.....0	XXX.....	XXX.....
11. 2017.....	XXX.....	XXX.....	XXX.....	XXX.....	XXX.....	XXX.....	XXX.....	XXX.....	XXX.....	.....0	.....0	XXX.....	XXX.....

**NONE**

**SCHEDULE P - PART 3O - REINSURANCE**

NONPROPORTIONAL ASSUMED LIABILITY

1. Prior.....	.000.....	.....321	.....500	.....569	.....728	.....794	.....857	.....1,432	.....1,570	.....1,841	XXX.....	XXX.....
2. 2008.....	.....0	.....0	.....0	.....0	.....0	.....0	.....0	.....0	.....0	.....0	XXX.....	XXX.....
3. 2009.....	XXX.....	.....0	.....0	.....0	.....0	.....0	.....0	.....0	.....0	.....0	XXX.....	XXX.....
4. 2010.....	XXX.....	XXX.....	.....0	.....0	.....0	.....0	.....0	.....0	.....0	.....0	XXX.....	XXX.....
5. 2011.....	XXX.....	XXX.....	XXX.....	.....0	.....0	.....0	.....0	.....0	.....0	.....0	XXX.....	XXX.....
6. 2012.....	XXX.....	XXX.....	XXX.....	XXX.....	.....0	.....0	.....0	.....0	.....0	.....0	XXX.....	XXX.....
7. 2013.....	XXX.....	XXX.....	XXX.....	XXX.....	XXX.....	.....0	.....0	.....0	.....0	.....0	XXX.....	XXX.....
8. 2014.....	XXX.....	XXX.....	XXX.....	XXX.....	XXX.....	XXX.....	.....0	.....0	.....0	.....0	XXX.....	XXX.....
9. 2015.....	XXX.....	XXX.....	XXX.....	XXX.....	XXX.....	XXX.....	XXX.....	.....0	.....0	.....0	XXX.....	XXX.....
10. 2016.....	XXX.....	XXX.....	XXX.....	XXX.....	XXX.....	XXX.....	XXX.....	XXX.....	.....0	.....0	XXX.....	XXX.....
11. 2017.....	XXX.....	XXX.....	XXX.....	XXX.....	XXX.....	XXX.....	XXX.....	XXX.....	XXX.....	.....0	XXX.....	XXX.....

**SCHEDULE P - PART 3P - REINSURANCE**

NONPROPORTIONAL ASSUMED FINANCIAL LINES

1. Prior.....	.000.....	.....0	.....0	.....0	.....0	.....0	.....0	.....0	.....0	.....0	.....0	XXX.....	XXX.....
2. 2008.....	.....0	.....0	.....0	.....0	.....0	.....0	.....0	.....0	.....0	.....0	.....0	XXX.....	XXX.....
3. 2009.....	XXX.....	.....0	.....0	.....0	.....0	.....0	.....0	.....0	.....0	.....0	.....0	XXX.....	XXX.....
4. 2010.....	XXX.....	XXX.....	.....0	.....0	.....0	.....0	.....0	.....0	.....0	.....0	.....0	XXX.....	XXX.....
5. 2011.....	XXX.....	XXX.....	XXX.....	.....0	.....0	.....0	.....0	.....0	.....0	.....0	.....0	XXX.....	XXX.....
6. 2012.....	XXX.....	XXX.....	XXX.....	XXX.....	.....0	.....0	.....0	.....0	.....0	.....0	.....0	XXX.....	XXX.....
7. 2013.....	XXX.....	XXX.....	XXX.....	XXX.....	XXX.....	.....0	.....0	.....0	.....0	.....0	.....0	XXX.....	XXX.....
8. 2014.....	XXX.....	XXX.....	XXX.....	XXX.....	XXX.....	XXX.....	.....0	.....0	.....0	.....0	.....0	XXX.....	XXX.....
9. 2015.....	XXX.....	XXX.....	XXX.....	XXX.....	XXX.....	XXX.....	XXX.....	.....0	.....0	.....0	.....0	XXX.....	XXX.....
10. 2016.....	XXX.....	XXX.....	XXX.....	XXX.....	XXX.....	XXX.....	XXX.....	XXX.....	.....0	.....0	.....0	XXX.....	XXX.....
11. 2017.....	XXX.....	XXX.....	XXX.....	XXX.....	XXX.....	XXX.....	XXX.....	XXX.....	XXX.....	.....0	.....0	XXX.....	XXX.....

**NONE**

**SCHEDULE P - PART 3R-SECTION 1 - PRODUCTS LIABILITY - OCCURRENCE**

Years in Which Losses Were Incurred	Cumulative Paid Net Losses and Defense and Cost Containment Expenses Reported at Year End (\$000 omitted)										11 Number of Claims Closed With Loss Payment	12 Number of Claims Closed Without Loss Payment	
	1 2008	2 2009	3 2010	4 2011	5 2012	6 2013	7 2014	8 2015	9 2016	10 2017			
1. Prior.....	.000.....	.....0	.....0	.....0	.....0	.....0	.....0	.....0	.....0	.....0	.....0	.....0	.....0
2. 2008.....	.....0	.....0	.....0	.....0	.....0	.....0	.....0	.....0	.....0	.....0	.....0	.....0	.....0
3. 2009.....	...XXX.....	.....0	.....0	.....0	.....0	.....0	.....0	.....0	.....0	.....0	.....0	.....0	.....0
4. 2010.....	...XXX.....	...XXX.....	.....0	.....0	.....0	.....0	.....0	.....0	.....0	.....0	.....0	.....0	.....0
5. 2011.....	...XXX.....	...XXX.....	...XXX.....	.....0	.....0	.....0	.....0	.....0	.....0	.....0	.....0	.....0	.....0
6. 2012.....	...XXX.....	...XXX.....	...XXX.....	...XXX.....	.....0	.....0	.....0	.....0	.....0	.....0	.....0	.....0	.....0
7. 2013.....	...XXX.....	...XXX.....	...XXX.....	...XXX.....	...XXX.....	.....0	.....0	.....0	.....0	.....0	.....0	.....0	.....0
8. 2014.....	...XXX.....	...XXX.....	...XXX.....	...XXX.....	...XXX.....	...XXX.....	.....0	.....0	.....0	.....0	.....0	.....0	.....0
9. 2015.....	...XXX.....	...XXX.....	...XXX.....	...XXX.....	...XXX.....	...XXX.....	...XXX.....	.....0	.....0	.....0	.....0	.....0	.....0
10. 2016.....	...XXX.....	...XXX.....	...XXX.....	...XXX.....	...XXX.....	...XXX.....	...XXX.....	...XXX.....	.....0	.....0	.....0	.....0	.....0
11. 2017.....	...XXX.....	...XXX.....	...XXX.....	...XXX.....	...XXX.....	...XXX.....	...XXX.....	...XXX.....	...XXX.....	.....0	.....0	.....0	.....0

**NONE**

**SCHEDULE P - PART 3R-SECTION 2 - PRODUCTS LIABILITY- CLAIMS-MADE**

1. Prior.....	.000.....	.....0	.....0	.....0	.....0	.....0	.....0	.....0	.....0	.....0	.....0	.....0	.....0
2. 2008.....	.....0	.....0	.....0	.....0	.....0	.....0	.....0	.....0	.....0	.....0	.....0	.....0	.....0
3. 2009.....	...XXX.....	.....0	.....0	.....0	.....0	.....0	.....0	.....0	.....0	.....0	.....0	.....0	.....0
4. 2010.....	...XXX.....	...XXX.....	.....0	.....0	.....0	.....0	.....0	.....0	.....0	.....0	.....0	.....0	.....0
5. 2011.....	...XXX.....	...XXX.....	...XXX.....	.....0	.....0	.....0	.....0	.....0	.....0	.....0	.....0	.....0	.....0
6. 2012.....	...XXX.....	...XXX.....	...XXX.....	...XXX.....	.....0	.....0	.....0	.....0	.....0	.....0	.....0	.....0	.....0
7. 2013.....	...XXX.....	...XXX.....	...XXX.....	...XXX.....	...XXX.....	.....0	.....0	.....0	.....0	.....0	.....0	.....0	.....0
8. 2014.....	...XXX.....	...XXX.....	...XXX.....	...XXX.....	...XXX.....	...XXX.....	.....0	.....0	.....0	.....0	.....0	.....0	.....0
9. 2015.....	...XXX.....	...XXX.....	...XXX.....	...XXX.....	...XXX.....	...XXX.....	...XXX.....	.....0	.....0	.....0	.....0	.....0	.....0
10. 2016.....	...XXX.....	...XXX.....	...XXX.....	...XXX.....	...XXX.....	...XXX.....	...XXX.....	...XXX.....	.....0	.....0	.....0	.....0	.....0
11. 2017.....	...XXX.....	...XXX.....	...XXX.....	...XXX.....	...XXX.....	...XXX.....	...XXX.....	...XXX.....	...XXX.....	.....0	.....0	.....0	.....0

**NONE**

**SCHEDULE P - PART 3S - FINANCIAL GUARANTY/MORTGAGE GUARANTY**

1. Prior.....	...XXX.....	...XXX.....	...XXX.....	...XXX.....	...XXX.....	...XXX.....	...XXX.....	...000.....	.....0	.....0	...XXX.....	...XXX.....
2. 2016.....	...XXX.....	...XXX.....	...XXX.....	...XXX.....	...XXX.....	...XXX.....	...XXX.....	...XXX.....	.....0	.....0	...XXX.....	...XXX.....
3. 2017.....	...XXX.....	...XXX.....	...XXX.....	...XXX.....	...XXX.....	...XXX.....	...XXX.....	...XXX.....	...XXX.....	.....0	...XXX.....	...XXX.....

**NONE**

**SCHEDULE P - PART 3T - WARRANTY**

1. Prior.....	...XXX.....	...XXX.....	...XXX.....	...XXX.....	...XXX.....	...XXX.....	...XXX.....	...000.....	.....0	.....0	.....0	.....0
2. 2016.....	...XXX.....	...XXX.....	...XXX.....	...XXX.....	...XXX.....	...XXX.....	...XXX.....	...XXX.....	.....0	.....0	.....0	.....0
3. 2017.....	...XXX.....	...XXX.....	...XXX.....	...XXX.....	...XXX.....	...XXX.....	...XXX.....	...XXX.....	...XXX.....	.....0	.....0	.....0

**NONE**

**Metropolitan Property and Casualty Insurance Company****SCHEDULE P - PART 4A - HOMEOWNERS/FARMOWNERS**

Years in Which Losses Were Incurred	Bulk and IBNR Reserves on Net Losses and Defense and Cost Containment Expenses Reported at Year End (\$000 omitted)									
	1	2	3	4	5	6	7	8	9	10
	2008	2009	2010	2011	2012	2013	2014	2015	2016	2017
1. Prior.....	70,184	31,362	24,090	11,840	5,947	2,679	2,250	171	106	129
2. 2008.....	93,574	46,680	12,649	5,082	3,315	4,140	3,349	958	109	103
3. 2009.....	XXX	46,035	23,049	9,124	6,287	3,976	2,999	898	50	48
4. 2010.....	XXX	XXX	50,643	19,188	10,244	4,609	3,295	1,815	1,388	52
5. 2011.....	XXX	XXX	XXX	92,131	35,643	10,652	6,592	2,824	1,514	417
6. 2012.....	XXX	XXX	XXX	XXX	65,649	27,172	16,457	7,402	5,059	3,573
7. 2013.....	XXX	XXX	XXX	XXX	XXX	54,723	25,535	6,818	4,529	3,229
8. 2014.....	XXX	XXX	XXX	XXX	XXX	XXX	50,613	10,655	7,495	6,764
9. 2015.....	XXX	XXX	XXX	XXX	XXX	XXX	XXX	62,168	16,088	10,797
10. 2016.....	XXX	XXX	XXX	XXX	XXX	XXX	XXX	XXX	52,904	17,663
11. 2017.....	XXX	XXX	XXX	XXX	XXX	XXX	XXX	XXX	XXX	57,337

**SCHEDULE P - PART 4B - PRIVATE PASSENGER AUTO LIABILITY/MEDICAL**

1. Prior.....	235,171	120,944	59,196	25,197	20,920	19,549	16,332	16,846	16,978	16,298
2. 2008.....	125,003	82,516	51,954	17,466	8,372	4,336	3,032	1,300	730	669
3. 2009.....	XXX	128,022	96,310	54,689	17,973	10,408	4,735	3,273	3,025	2,688
4. 2010.....	XXX	XXX	119,837	74,659	35,058	22,931	8,682	4,038	2,944	1,094
5. 2011.....	XXX	XXX	XXX	117,285	71,618	40,479	18,125	8,402	3,760	2,518
6. 2012.....	XXX	XXX	XXX	XXX	127,735	73,374	42,167	18,854	6,220	3,156
7. 2013.....	XXX	XXX	XXX	XXX	XXX	135,032	68,715	27,802	11,821	5,571
8. 2014.....	XXX	XXX	XXX	XXX	XXX	XXX	115,151	44,010	21,867	10,924
9. 2015.....	XXX	XXX	XXX	XXX	XXX	XXX	XXX	116,193	59,111	25,224
10. 2016.....	XXX	XXX	XXX	XXX	XXX	XXX	XXX	XXX	143,016	65,554
11. 2017.....	XXX	XXX	XXX	XXX	XXX	XXX	XXX	XXX	XXX	145,349

**SCHEDULE P - PART 4C - COMMERCIAL AUTO/TRUCK LIABILITY/MEDICAL**

1. Prior.....	0	0	0	0	0	0	0	0	0	0
2. 2008.....	0	0	0	0	0	0	0	0	0	0
3. 2009.....	XXX	0	0	0	0	0	0	0	0	0
4. 2010.....	XXX	XXX	0	0	0	0	0	0	0	0
5. 2011.....	XXX	XXX	XXX	0	0	0	0	0	0	0
6. 2012.....	XXX	XXX	XXX	XXX	0	0	0	0	0	0
7. 2013.....	XXX	XXX	XXX	XXX	XXX	0	0	0	0	0
8. 2014.....	XXX	XXX	XXX	XXX	XXX	XXX	0	0	0	0
9. 2015.....	XXX	XXX	XXX	XXX	XXX	XXX	XXX	0	0	0
10. 2016.....	XXX	XXX	XXX	XXX	XXX	XXX	XXX	XXX	150	95
11. 2017.....	XXX	XXX	XXX	XXX	XXX	XXX	XXX	XXX	XXX	985

**SCHEDULE P - PART 4D - WORKERS' COMPENSATION  
(EXCLUDING EXCESS WORKERS' COMPENSATION)**

1. Prior.....	9	6	3	1	0	0	0	0	0	0
2. 2008.....	11	5	1	1	0	0	0	0	0	0
3. 2009.....	XXX	3	2	1	1	0	0	0	0	0
4. 2010.....	XXX	XXX	7	3	1	0	0	0	0	0
5. 2011.....	XXX	XXX	XXX	6	5	1	1	0	0	0
6. 2012.....	XXX	XXX	XXX	XXX	7	4	3	0	0	0
7. 2013.....	XXX	XXX	XXX	XXX	XXX	4	3	0	0	0
8. 2014.....	XXX	XXX	XXX	XXX	XXX	XXX	3	0	0	0
9. 2015.....	XXX	XXX	XXX	XXX	XXX	XXX	XXX	0	0	0
10. 2016.....	XXX	XXX	XXX	XXX	XXX	XXX	XXX	XXX	0	0
11. 2017.....	XXX	XXX	XXX	XXX	XXX	XXX	XXX	XXX	XXX	0

**SCHEDULE P - PART 4E - COMMERCIAL MULTIPLE PERIL**

1. Prior.....	0	0	0	0	0	0	0	0	0	0
2. 2008.....	0	0	0	0	0	0	0	0	0	0
3. 2009.....	XXX	0	0	0	0	0	0	0	0	0
4. 2010.....	XXX	XXX	0	0	0	0	0	0	0	0
5. 2011.....	XXX	XXX	XXX	0	0	0	0	0	0	0
6. 2012.....	XXX	XXX	XXX	XXX	0	0	0	0	0	0
7. 2013.....	XXX	XXX	XXX	XXX	XXX	0	0	0	0	0
8. 2014.....	XXX	XXX	XXX	XXX	XXX	XXX	2	2	2	2
9. 2015.....	XXX	XXX	XXX	XXX	XXX	XXX	XXX	173	(65)	130
10. 2016.....	XXX	XXX	XXX	XXX	XXX	XXX	XXX	XXX	2,069	1,573
11. 2017.....	XXX	XXX	XXX	XXX	XXX	XXX	XXX	XXX	XXX	2,477

**SCHEDULE P - PART 4F - SECTION 1 - MEDICAL PROFESSIONAL LIABILITY - OCCURRENCE**

Years in Which Losses Were Incurred	Bulk and IBNR Reserves on Net Losses and Defense and Cost Containment Expenses Reported at Year End (\$000 omitted)									
	1 2008	2 2009	3 2010	4 2011	5 2012	6 2013	7 2014	8 2015	9 2016	10 2017
1. Prior.....	0	0	0	0	0	0	0	0	0	0
2. 2008.....	0	0	0	0	0	0	0	0	0	0
3. 2009.....	XXX	0	0	0	0	0	0	0	0	0
4. 2010.....	XXX	XXX	0	0	0	0	0	0	0	0
5. 2011.....	XXX	XXX	XXX	0	0	0	0	0	0	0
6. 2012.....	XXX	XXX	XXX	XXX	0	0	0	0	0	0
7. 2013.....	XXX	XXX	XXX	XXX	XXX	0	0	0	0	0
8. 2014.....	XXX	XXX	XXX	XXX	XXX	XXX	0	0	0	0
9. 2015.....	XXX	XXX	XXX	XXX	XXX	XXX	XXX	0	0	0
10. 2016.....	XXX	XXX	XXX	XXX	XXX	XXX	XXX	XXX	0	0
11. 2017.....	XXX	XXX	XXX	XXX	XXX	XXX	XXX	XXX	XXX	0

**NONE**

**SCHEDULE P - PART 4F - SECTION 2 - MEDICAL PROFESSIONAL LIABILITY - CLAIMS-MADE**

1. Prior.....	0	0	0	0	0	0	0	0	0	0
2. 2008.....	0	0	0	0	0	0	0	0	0	0
3. 2009.....	XXX	0	0	0	0	0	0	0	0	0
4. 2010.....	XXX	XXX	0	0	0	0	0	0	0	0
5. 2011.....	XXX	XXX	XXX	0	0	0	0	0	0	0
6. 2012.....	XXX	XXX	XXX	XXX	0	0	0	0	0	0
7. 2013.....	XXX	XXX	XXX	XXX	XXX	0	0	0	0	0
8. 2014.....	XXX	XXX	XXX	XXX	XXX	XXX	0	0	0	0
9. 2015.....	XXX	XXX	XXX	XXX	XXX	XXX	XXX	0	0	0
10. 2016.....	XXX	XXX	XXX	XXX	XXX	XXX	XXX	XXX	0	0
11. 2017.....	XXX	XXX	XXX	XXX	XXX	XXX	XXX	XXX	XXX	0

**NONE**

**SCHEDULE P - PART 4G - SPECIAL LIABILITY (OCEAN MARINE, AIRCRAFT (ALL PERILS), BOILER AND MACHINERY)**

1. Prior.....	5	3	0	0	0	0	0	0	0	0
2. 2008.....	0	0	0	0	0	0	0	0	0	0
3. 2009.....	XXX	0	0	0	0	0	0	0	0	0
4. 2010.....	XXX	XXX	0	0	0	0	0	0	0	0
5. 2011.....	XXX	XXX	XXX	0	0	0	0	0	0	0
6. 2012.....	XXX	XXX	XXX	XXX	0	0	0	0	0	0
7. 2013.....	XXX	XXX	XXX	XXX	XXX	0	0	0	0	0
8. 2014.....	XXX	XXX	XXX	XXX	XXX	XXX	0	0	0	0
9. 2015.....	XXX	XXX	XXX	XXX	XXX	XXX	XXX	0	0	0
10. 2016.....	XXX	XXX	XXX	XXX	XXX	XXX	XXX	XXX	0	0
11. 2017.....	XXX	XXX	XXX	XXX	XXX	XXX	XXX	XXX	XXX	0

**SCHEDULE P - PART 4H - SECTION 1 - OTHER LIABILITY - OCCURRENCE**

1. Prior.....	20,912	14,024	4,049	914	306	31	80	(14)	(13)	0
2. 2008.....	13,932	7,018	5,198	2,025	1,389	57	893	(1)	0	(0)
3. 2009.....	XXX	14,143	8,063	5,001	2,372	885	1,012	(3)	0	(0)
4. 2010.....	XXX	XXX	15,965	10,823	6,707	1,554	1,170	(4)	(3)	(1)
5. 2011.....	XXX	XXX	XXX	15,811	8,429	5,479	2,296	(4)	(3)	(1)
6. 2012.....	XXX	XXX	XXX	XXX	16,316	8,606	5,708	1,622	(6)	(3)
7. 2013.....	XXX	XXX	XXX	XXX	XXX	17,067	10,875	3,277	1,166	430
8. 2014.....	XXX	XXX	XXX	XXX	XXX	XXX	16,850	6,871	3,522	1,194
9. 2015.....	XXX	XXX	XXX	XXX	XXX	XXX	XXX	17,153	7,301	5,114
10. 2016.....	XXX	XXX	XXX	XXX	XXX	XXX	XXX	XXX	18,020	12,852
11. 2017.....	XXX	XXX	XXX	XXX	XXX	XXX	XXX	XXX	XXX	16,992

**SCHEDULE P - PART 4H - SECTION 2 - OTHER LIABILITY - CLAIMS-MADE**

1. Prior.....	0	0	0	0	0	0	0	0	0	0
2. 2008.....	0	0	0	0	0	0	0	0	0	0
3. 2009.....	XXX	0	0	0	0	0	0	0	0	0
4. 2010.....	XXX	XXX	0	0	0	0	0	0	0	0
5. 2011.....	XXX	XXX	XXX	0	0	0	0	0	0	0
6. 2012.....	XXX	XXX	XXX	XXX	0	0	0	0	0	0
7. 2013.....	XXX	XXX	XXX	XXX	XXX	0	0	0	0	0
8. 2014.....	XXX	XXX	XXX	XXX	XXX	XXX	0	0	0	0
9. 2015.....	XXX	XXX	XXX	XXX	XXX	XXX	XXX	0	0	0
10. 2016.....	XXX	XXX	XXX	XXX	XXX	XXX	XXX	XXX	0	0
11. 2017.....	XXX	XXX	XXX	XXX	XXX	XXX	XXX	XXX	XXX	0

**NONE**

**SCHEDULE P - PART 4I - SPECIAL PROPERTY (FIRE, ALLIED LINES, INLAND MARINE, EARTHQUAKE, BURGLARY AND THEFT)**

Years in Which Losses Were Incurred	Bulk and IBNR Reserves on Net Losses and Defense and Cost Containment Expenses Reported at Year End (\$000 omitted)									
	1	2	3	4	5	6	7	8	9	10
	2008	2009	2010	2011	2012	2013	2014	2015	2016	2017
1. Prior.....	XXX	XXX	XXX	XXX	XXX	XXX	XXX	4,044	1,278	735
2. 2016.....	XXX	XXX	XXX	XXX	XXX	XXX	XXX	XXX	1,726	442
3. 2017.....	XXX	XXX	XXX	XXX	XXX	XXX	XXX	XXX	XXX	2,205

**SCHEDULE P - PART 4J - AUTO PHYSICAL DAMAGE**

1. Prior.....	XXX	XXX	XXX	XXX	XXX	XXX	XXX	(48,459)	(2,434)	(821)
2. 2016.....	XXX	XXX	XXX	XXX	XXX	XXX	XXX	XXX	(51,022)	535
3. 2017.....	XXX	XXX	XXX	XXX	XXX	XXX	XXX	XXX	XXX	(44,007)

**SCHEDULE P - PART 4K - FIDELITY/SURETY**

1. Prior.....	XXX	XXX	XXX	XXX	XXX	XXX	XXX	0	0	0
2. 2016.....	XXX	XXX	XXX	XXX	XXX	XXX	XXX	XXX	0	0
3. 2017.....	XXX	XXX	XXX	XXX	XXX	XXX	XXX	XXX	XXX	0

**NONE**

**SCHEDULE P - PART 4L - OTHER (INCLUDING CREDIT, ACCIDENT AND HEALTH)**

1. Prior.....	XXX	XXX	XXX	XXX	XXX	XXX	XXX	0	0	0
2. 2016.....	XXX	XXX	XXX	XXX	XXX	XXX	XXX	XXX	0	0
3. 2017.....	XXX	XXX	XXX	XXX	XXX	XXX	XXX	XXX	XXX	0

**NONE**

**SCHEDULE P - PART 4M - INTERNATIONAL**

1. Prior.....	0	0	0	0	0	0	0	0	0	0
2. 2008.....	0	0	0	0	0	0	0	0	0	0
3. 2009.....	XXX	0	0	0	0	0	0	0	0	0
4. 2010.....	XXX	XXX	0	0	0	0	0	0	0	0
5. 2011.....	XXX	XXX	XXX	0	0	0	0	0	0	0
6. 2012.....	XXX	XXX	XXX	XXX	0	0	0	0	0	0
7. 2013.....	XXX	XXX	XXX	XXX	XXX	0	0	0	0	0
8. 2014.....	XXX	XXX	XXX	XXX	XXX	XXX	0	0	0	0
9. 2015.....	XXX	XXX	XXX	XXX	XXX	XXX	XXX	0	0	0
10. 2016.....	XXX	XXX	XXX	XXX	XXX	XXX	XXX	XXX	0	0
11. 2017.....	XXX	XXX	XXX	XXX	XXX	XXX	XXX	XXX	XXX	0

**NONE**

**SCHEDULE P - PART 4N - REINSURANCE**

NONPROPORTIONAL ASSUMED PROPERTY

Years in Which Losses Were Incurred	Bulk and IBNR Reserves on Net Losses and Defense and Cost Containment Expenses Reported at Year End (\$000 omitted)									
	1 2008	2 2009	3 2010	4 2011	5 2012	6 2013	7 2014	8 2015	9 2016	10 2017
1. Prior.....	.....0	.....0	.....0	.....0	.....0	.....0	.....0	.....0	.....0	.....0
2. 2008.....	.....0	.....0	.....0	.....0	.....0	.....0	.....0	.....0	.....0	.....0
3. 2009.....	XXX.....	.....0	.....0	.....0	.....0	.....0	.....0	.....0	.....0	.....0
4. 2010.....	XXX.....	XXX.....	.....0	.....0	.....0	.....0	.....0	.....0	.....0	.....0
5. 2011.....	XXX.....	XXX.....	XXX.....	.....0	.....0	.....0	.....0	.....0	.....0	.....0
6. 2012.....	XXX.....	XXX.....	XXX.....	XXX.....	.....0	.....0	.....0	.....0	.....0	.....0
7. 2013.....	XXX.....	XXX.....	XXX.....	XXX.....	XXX.....	.....0	.....0	.....0	.....0	.....0
8. 2014.....	XXX.....	XXX.....	XXX.....	XXX.....	XXX.....	XXX.....	.....0	.....0	.....0	.....0
9. 2015.....	XXX.....	XXX.....	XXX.....	XXX.....	XXX.....	XXX.....	XXX.....	.....0	.....0	.....0
10. 2016.....	XXX.....	XXX.....	XXX.....	XXX.....	XXX.....	XXX.....	XXX.....	XXX.....	.....0	.....0
11. 2017.....	XXX.....	XXX.....	XXX.....	XXX.....	XXX.....	XXX.....	XXX.....	XXX.....	XXX.....	.....0

**NONE**

**SCHEDULE P - PART 4O - REINSURANCE**

NONPROPORTIONAL ASSUMED LIABILITY

1. Prior.....	.....200	.....200	.....200	.....200	.....200	.....200	.....200	.....200	.....200	.....200
2. 2008.....	.....0	.....0	.....0	.....0	.....0	.....0	.....0	.....0	.....0	.....0
3. 2009.....	XXX.....	.....0	.....0	.....0	.....0	.....0	.....0	.....0	.....0	.....0
4. 2010.....	XXX.....	XXX.....	.....0	.....0	.....0	.....0	.....0	.....0	.....0	.....0
5. 2011.....	XXX.....	XXX.....	XXX.....	.....0	.....0	.....0	.....0	.....0	.....0	.....0
6. 2012.....	XXX.....	XXX.....	XXX.....	XXX.....	.....0	.....0	.....0	.....0	.....0	.....0
7. 2013.....	XXX.....	XXX.....	XXX.....	XXX.....	XXX.....	.....0	.....0	.....0	.....0	.....0
8. 2014.....	XXX.....	XXX.....	XXX.....	XXX.....	XXX.....	XXX.....	.....0	.....0	.....0	.....0
9. 2015.....	XXX.....	XXX.....	XXX.....	XXX.....	XXX.....	XXX.....	XXX.....	.....0	.....0	.....0
10. 2016.....	XXX.....	XXX.....	XXX.....	XXX.....	XXX.....	XXX.....	XXX.....	XXX.....	.....0	.....0
11. 2017.....	XXX.....	XXX.....	XXX.....	XXX.....	XXX.....	XXX.....	XXX.....	XXX.....	XXX.....	.....0

**SCHEDULE P - PART 4P - REINSURANCE**

NONPROPORTIONAL ASSUMED FINANCIAL LINES

1. Prior.....	.....0	.....0	.....0	.....0	.....0	.....0	.....0	.....0	.....0	.....0
2. 2008.....	.....0	.....0	.....0	.....0	.....0	.....0	.....0	.....0	.....0	.....0
3. 2009.....	XXX.....	.....0	.....0	.....0	.....0	.....0	.....0	.....0	.....0	.....0
4. 2010.....	XXX.....	XXX.....	.....0	.....0	.....0	.....0	.....0	.....0	.....0	.....0
5. 2011.....	XXX.....	XXX.....	XXX.....	.....0	.....0	.....0	.....0	.....0	.....0	.....0
6. 2012.....	XXX.....	XXX.....	XXX.....	XXX.....	.....0	.....0	.....0	.....0	.....0	.....0
7. 2013.....	XXX.....	XXX.....	XXX.....	XXX.....	XXX.....	.....0	.....0	.....0	.....0	.....0
8. 2014.....	XXX.....	XXX.....	XXX.....	XXX.....	XXX.....	XXX.....	.....0	.....0	.....0	.....0
9. 2015.....	XXX.....	XXX.....	XXX.....	XXX.....	XXX.....	XXX.....	XXX.....	.....0	.....0	.....0
10. 2016.....	XXX.....	XXX.....	XXX.....	XXX.....	XXX.....	XXX.....	XXX.....	XXX.....	.....0	.....0
11. 2017.....	XXX.....	XXX.....	XXX.....	XXX.....	XXX.....	XXX.....	XXX.....	XXX.....	XXX.....	.....0

**NONE**

**SCHEDULE P - PART 4R-SECTION 1 - PRODUCTS LIABILITY - OCCURRENCE**

Years in Which Losses Were Incurred	Bulk and IBNR Reserves on Net Losses and Defense and Cost Containment Expenses Reported at Year End (\$000 omitted)									
	1	2	3	4	5	6	7	8	9	10
	2008	2009	2010	2011	2012	2013	2014	2015	2016	2017
1. Prior.....	.....0	.....0	.....0	.....0	.....0	.....0	.....0	.....0	.....0	.....0
2. 2008.....	.....0	.....0	.....0	.....0	.....0	.....0	.....0	.....0	.....0	.....0
3. 2009.....	...XXX.....	.....0	.....0	.....0	.....0	.....0	.....0	.....0	.....0	.....0
4. 2010.....	...XXX.....	...XXX.....	.....0	.....0	.....0	.....0	.....0	.....0	.....0	.....0
5. 2011.....	...XXX.....	...XXX.....	...XXX.....	.....0	.....0	.....0	.....0	.....0	.....0	.....0
6. 2012.....	...XXX.....	...XXX.....	...XXX.....	...XXX.....	.....0	.....0	.....0	.....0	.....0	.....0
7. 2013.....	...XXX.....	...XXX.....	...XXX.....	...XXX.....	...XXX.....	.....0	.....0	.....0	.....0	.....0
8. 2014.....	...XXX.....	...XXX.....	...XXX.....	...XXX.....	...XXX.....	...XXX.....	.....0	.....0	.....0	.....0
9. 2015.....	...XXX.....	...XXX.....	...XXX.....	...XXX.....	...XXX.....	...XXX.....	...XXX.....	.....0	.....0	.....0
10. 2016.....	...XXX.....	...XXX.....	...XXX.....	...XXX.....	...XXX.....	...XXX.....	...XXX.....	...XXX.....	.....0	.....0
11. 2017.....	...XXX.....	...XXX.....	...XXX.....	...XXX.....	...XXX.....	...XXX.....	...XXX.....	...XXX.....	...XXX.....	.....0

**NONE**

**SCHEDULE P - PART 4R-SECTION 2 - PRODUCTS LIABILITY - CLAIMS-MADE**

1. Prior.....	.....0	.....0	.....0	.....0	.....0	.....0	.....0	.....0	.....0	.....0
2. 2008.....	.....0	.....0	.....0	.....0	.....0	.....0	.....0	.....0	.....0	.....0
3. 2009.....	...XXX.....	.....0	.....0	.....0	.....0	.....0	.....0	.....0	.....0	.....0
4. 2010.....	...XXX.....	...XXX.....	.....0	.....0	.....0	.....0	.....0	.....0	.....0	.....0
5. 2011.....	...XXX.....	...XXX.....	...XXX.....	.....0	.....0	.....0	.....0	.....0	.....0	.....0
6. 2012.....	...XXX.....	...XXX.....	...XXX.....	...XXX.....	.....0	.....0	.....0	.....0	.....0	.....0
7. 2013.....	...XXX.....	...XXX.....	...XXX.....	...XXX.....	...XXX.....	.....0	.....0	.....0	.....0	.....0
8. 2014.....	...XXX.....	...XXX.....	...XXX.....	...XXX.....	...XXX.....	...XXX.....	.....0	.....0	.....0	.....0
9. 2015.....	...XXX.....	...XXX.....	...XXX.....	...XXX.....	...XXX.....	...XXX.....	...XXX.....	.....0	.....0	.....0
10. 2016.....	...XXX.....	...XXX.....	...XXX.....	...XXX.....	...XXX.....	...XXX.....	...XXX.....	...XXX.....	.....0	.....0
11. 2017.....	...XXX.....	...XXX.....	...XXX.....	...XXX.....	...XXX.....	...XXX.....	...XXX.....	...XXX.....	...XXX.....	.....0

**NONE**

**SCHEDULE P - PART 4S - FINANCIAL GUARANTY/MORTGAGE GUARANTY**

1. Prior.....	...XXX.....	...XXX.....	...XXX.....	...XXX.....	...XXX.....	...XXX.....	...XXX.....	.....0	.....0	.....0
2. 2016.....	...XXX.....	...XXX.....	...XXX.....	...XXX.....	...XXX.....	...XXX.....	...XXX.....	...XXX.....	.....0	.....0
3. 2017.....	...XXX.....	...XXX.....	...XXX.....	...XXX.....	...XXX.....	...XXX.....	...XXX.....	...XXX.....	...XXX.....	.....0

**NONE**

**SCHEDULE P - PART 4T - WARRANTY**

1. Prior.....	...XXX.....	...XXX.....	...XXX.....	...XXX.....	...XXX.....	...XXX.....	...XXX.....	.....0	.....0	.....0
2. 2016.....	...XXX.....	...XXX.....	...XXX.....	...XXX.....	...XXX.....	...XXX.....	...XXX.....	...XXX.....	.....0	.....0
3. 2017.....	...XXX.....	...XXX.....	...XXX.....	...XXX.....	...XXX.....	...XXX.....	...XXX.....	...XXX.....	...XXX.....	.....0

**NONE**



**SCHEDULE P - PART 5A - HOMEOWNERS/FARMOWNERS**

**SECTION 1**

Years in Which Premiums Were Earned and Losses Were Incurred	Cumulative Number of Claims Closed with Loss Payment Direct and Assumed at Year End									
	1 2008	2 2009	3 2010	4 2011	5 2012	6 2013	7 2014	8 2015	9 2016	10 2017
1. Prior.....	9,486	975	384	225	124	62	33	29	46	11
2. 2008.....	81,327	96,009	96,767	96,920	97,022	97,075	97,089	97,109	97,112	97,113
3. 2009.....	XXX	69,581	79,897	80,454	80,641	80,722	80,754	80,762	80,768	80,772
4. 2010.....	XXX	XXX	74,383	87,032	87,809	88,028	88,110	88,151	88,172	88,189
5. 2011.....	XXX	XXX	XXX	113,854	125,188	125,824	125,979	126,055	126,083	126,108
6. 2012.....	XXX	XXX	XXX	XXX	98,522	110,516	111,173	111,342	111,413	111,451
7. 2013.....	XXX	XXX	XXX	XXX	XXX	70,968	79,370	79,920	80,064	80,131
8. 2014.....	XXX	XXX	XXX	XXX	XXX	XXX	75,792	84,163	84,737	84,893
9. 2015.....	XXX	XXX	XXX	XXX	XXX	XXX	XXX	70,632	80,069	80,668
10. 2016.....	XXX	XXX	XXX	XXX	XXX	XXX	XXX	XXX	69,776	78,943
11. 2017.....	XXX	XXX	XXX	XXX	XXX	XXX	XXX	XXX	XXX	72,991

**SECTION 2**

Years in Which Premiums Were Earned and Losses Were Incurred	Number of Claims Outstanding Direct and Assumed at Year End									
	1 2008	2 2009	3 2010	4 2011	5 2012	6 2013	7 2014	8 2015	9 2016	10 2017
1. Prior.....	1,677	909	563	325	176	108	77	54	53	46
2. 2008.....	9,205	714	314	176	94	43	28	11	8	8
3. 2009.....	XXX	5,785	672	345	154	66	37	18	13	12
4. 2010.....	XXX	XXX	6,949	793	336	177	93	49	24	18
5. 2011.....	XXX	XXX	XXX	6,190	621	268	159	85	50	35
6. 2012.....	XXX	XXX	XXX	XXX	6,144	663	249	134	62	40
7. 2013.....	XXX	XXX	XXX	XXX	XXX	5,327	525	263	131	81
8. 2014.....	XXX	XXX	XXX	XXX	XXX	XXX	4,990	581	235	161
9. 2015.....	XXX	XXX	XXX	XXX	XXX	XXX	XXX	5,497	623	268
10. 2016.....	XXX	XXX	XXX	XXX	XXX	XXX	XXX	XXX	5,603	737
11. 2017.....	XXX	XXX	XXX	XXX	XXX	XXX	XXX	XXX	XXX	4,028

**SECTION 3**

Years in Which Premiums Were Earned and Losses Were Incurred	Cumulative Number of Claims Reported Direct and Assumed at Year End									
	1 2008	2 2009	3 2010	4 2011	5 2012	6 2013	7 2014	8 2015	9 2016	10 2017
1. Prior.....	6,448	634	198	91	19	22	0	5	0	0
2. 2008.....	112,420	122,974	123,536	123,657	123,707	123,720	123,731	123,739	123,740	123,745
3. 2009.....	XXX	94,330	102,351	102,779	102,863	102,893	102,909	102,910	102,920	102,922
4. 2010.....	XXX	XXX	101,412	110,988	111,568	111,706	111,747	111,768	111,780	111,795
5. 2011.....	XXX	XXX	XXX	152,712	161,752	162,274	162,410	162,459	162,477	162,489
6. 2012.....	XXX	XXX	XXX	XXX	131,821	142,108	142,678	142,781	142,810	142,834
7. 2013.....	XXX	XXX	XXX	XXX	XXX	97,333	103,547	104,045	104,128	104,183
8. 2014.....	XXX	XXX	XXX	XXX	XXX	XXX	103,492	109,985	110,406	110,561
9. 2015.....	XXX	XXX	XXX	XXX	XXX	XXX	XXX	96,440	103,922	104,330
10. 2016.....	XXX	XXX	XXX	XXX	XXX	XXX	XXX	XXX	96,844	104,181
11. 2017.....	XXX	XXX	XXX	XXX	XXX	XXX	XXX	XXX	XXX	104,655

**SCHEDULE P - PART 5B - PRIVATE PASSENGER AUTO LIABILITY/MEDICAL**

**SECTION 1**

Years in Which Premiums Were Earned and Losses Were Incurred	Cumulative Number of Claims Closed with Loss Payment Direct and Assumed at Year End									
	1 2008	2 2009	3 2010	4 2011	5 2012	6 2013	7 2014	8 2015	9 2016	10 2017
1. Prior.....	52,928	11,085	4,347	1,862	826	345	157	88	43	34
2. 2008.....	104,917	142,893	148,111	150,214	151,174	151,552	151,722	151,826	151,855	151,863
3. 2009.....	XXX	103,811	139,072	144,357	146,484	147,371	147,742	147,888	147,954	147,977
4. 2010.....	XXX	XXX	100,973	136,170	141,796	143,775	144,562	144,875	145,024	145,095
5. 2011.....	XXX	XXX	XXX	101,113	135,297	140,397	142,276	143,117	143,435	143,560
6. 2012.....	XXX	XXX	XXX	XXX	98,619	132,488	137,184	139,057	139,799	140,031
7. 2013.....	XXX	XXX	XXX	XXX	XXX	100,336	134,924	140,241	142,002	142,718
8. 2014.....	XXX	XXX	XXX	XXX	XXX	XXX	101,426	136,371	141,319	143,091
9. 2015.....	XXX	XXX	XXX	XXX	XXX	XXX	XXX	104,746	140,212	145,329
10. 2016.....	XXX	XXX	XXX	XXX	XXX	XXX	XXX	XXX	103,234	138,526
11. 2017.....	XXX	XXX	XXX	XXX	XXX	XXX	XXX	XXX	XXX	94,948

**SECTION 2**

Years in Which Premiums Were Earned and Losses Were Incurred	Number of Claims Outstanding Direct and Assumed at Year End									
	1 2008	2 2009	3 2010	4 2011	5 2012	6 2013	7 2014	8 2015	9 2016	10 2017
1. Prior.....	21,411	10,124	5,552	3,536	2,565	2,159	1,993	1,899	1,846	1,808
2. 2008.....	43,912	8,814	3,938	1,911	840	435	256	141	106	96
3. 2009.....	XXX	43,858	8,883	3,892	1,728	799	388	230	149	117
4. 2010.....	XXX	XXX	43,163	8,534	3,602	1,630	771	430	261	171
5. 2011.....	XXX	XXX	XXX	41,654	8,075	3,448	1,622	739	389	246
6. 2012.....	XXX	XXX	XXX	XXX	40,245	7,381	3,234	1,433	627	360
7. 2013.....	XXX	XXX	XXX	XXX	XXX	41,417	7,658	3,113	1,478	686
8. 2014.....	XXX	XXX	XXX	XXX	XXX	XXX	41,068	7,434	3,248	1,525
9. 2015.....	XXX	XXX	XXX	XXX	XXX	XXX	XXX	41,689	8,079	3,652
10. 2016.....	XXX	XXX	XXX	XXX	XXX	XXX	XXX	XXX	41,392	8,374
11. 2017.....	XXX	XXX	XXX	XXX	XXX	XXX	XXX	XXX	XXX	39,112

**SECTION 3**

Years in Which Premiums Were Earned and Losses Were Incurred	Cumulative Number of Claims Reported Direct and Assumed at Year End									
	1 2008	2 2009	3 2010	4 2011	5 2012	6 2013	7 2014	8 2015	9 2016	10 2017
1. Prior.....	17,632	1,763	549	230	82	33	15	12	4	0
2. 2008.....	185,194	198,363	199,425	199,750	199,838	199,877	199,899	199,909	199,914	199,915
3. 2009.....	XXX	185,469	195,943	196,869	197,184	197,256	197,284	197,300	197,305	197,305
4. 2010.....	XXX	XXX	184,348	195,573	196,762	197,058	197,136	197,163	197,180	197,184
5. 2011.....	XXX	XXX	XXX	186,156	196,384	197,411	197,676	197,742	197,765	197,779
6. 2012.....	XXX	XXX	XXX	XXX	180,155	191,088	192,044	192,323	192,385	192,410
7. 2013.....	XXX	XXX	XXX	XXX	XXX	185,724	196,356	197,471	197,768	197,860
8. 2014.....	XXX	XXX	XXX	XXX	XXX	XXX	188,884	200,037	201,067	201,373
9. 2015.....	XXX	XXX	XXX	XXX	XXX	XXX	XXX	193,626	204,824	205,914
10. 2016.....	XXX	XXX	XXX	XXX	XXX	XXX	XXX	XXX	191,319	203,174
11. 2017.....	XXX	XXX	XXX	XXX	XXX	XXX	XXX	XXX	XXX	172,229

**SCHEDULE P - PART 5C - COMMERCIAL AUTO/TRUCK LIABILITY/MEDICAL**

**SECTION 1**

Years in Which Premiums Were Earned and Losses Were Incurred	Cumulative Number of Claims Closed with Loss Payment Direct and Assumed at Year End									
	1 2008	2 2009	3 2010	4 2011	5 2012	6 2013	7 2014	8 2015	9 2016	10 2017
1. Prior.....	.0	.0	.0	.0	.0	.0	.0	.0	.0	.0
2. 2008.....	.0	.0	.0	.0	.0	.0	.0	.0	.0	.0
3. 2009.....	.XXX	.0	.0	.0	.0	.0	.0	.0	.0	.0
4. 2010.....	.XXX	.XXX	.0	.0	.0	.0	.0	.0	.0	.0
5. 2011.....	.XXX	.XXX	.XXX	.0	.0	.0	.0	.0	.0	.0
6. 2012.....	.XXX	.XXX	.XXX	.XXX	.0	.0	.0	.0	.0	.0
7. 2013.....	.XXX	.XXX	.XXX	.XXX	.XXX	.0	.0	.0	.0	.0
8. 2014.....	.XXX	.XXX	.XXX	.XXX	.XXX	.XXX	.0	.0	.0	.0
9. 2015.....	.XXX	.XXX	.XXX	.XXX	.XXX	.XXX	.XXX	.0	.0	.0
10. 2016.....	.XXX	.XXX	.XXX	.XXX	.XXX	.XXX	.XXX	.XXX	.0	.0
11. 2017.....	.XXX	.XXX	.XXX	.XXX	.XXX	.XXX	.XXX	.XXX	.XXX	.7

**SECTION 2**

Years in Which Premiums Were Earned and Losses Were Incurred	Number of Claims Outstanding Direct and Assumed at Year End									
	1 2008	2 2009	3 2010	4 2011	5 2012	6 2013	7 2014	8 2015	9 2016	10 2017
1. Prior.....	.0	.0	.0	.0	.0	.0	.0	.0	.0	.0
2. 2008.....	.0	.0	.0	.0	.0	.0	.0	.0	.0	.0
3. 2009.....	.XXX	.0	.0	.0	.0	.0	.0	.0	.0	.0
4. 2010.....	.XXX	.XXX	.0	.0	.0	.0	.0	.0	.0	.0
5. 2011.....	.XXX	.XXX	.XXX	.0	.0	.0	.0	.0	.0	.0
6. 2012.....	.XXX	.XXX	.XXX	.XXX	.0	.0	.0	.0	.0	.0
7. 2013.....	.XXX	.XXX	.XXX	.XXX	.XXX	.0	.0	.0	.0	.0
8. 2014.....	.XXX	.XXX	.XXX	.XXX	.XXX	.XXX	.0	.0	.0	.0
9. 2015.....	.XXX	.XXX	.XXX	.XXX	.XXX	.XXX	.XXX	.0	.0	.0
10. 2016.....	.XXX	.XXX	.XXX	.XXX	.XXX	.XXX	.XXX	.XXX	.2	.2
11. 2017.....	.XXX	.XXX	.XXX	.XXX	.XXX	.XXX	.XXX	.XXX	.XXX	.348

**SECTION 3**

Years in Which Premiums Were Earned and Losses Were Incurred	Cumulative Number of Claims Reported Direct and Assumed at Year End									
	1 2008	2 2009	3 2010	4 2011	5 2012	6 2013	7 2014	8 2015	9 2016	10 2017
1. Prior.....	.0	.0	.0	.0	.0	.0	.0	.0	.0	.0
2. 2008.....	.0	.0	.0	.0	.0	.0	.0	.0	.0	.0
3. 2009.....	.XXX	.0	.0	.0	.0	.0	.0	.0	.0	.0
4. 2010.....	.XXX	.XXX	.0	.0	.0	.0	.0	.0	.0	.0
5. 2011.....	.XXX	.XXX	.XXX	.0	.0	.0	.0	.0	.0	.0
6. 2012.....	.XXX	.XXX	.XXX	.XXX	.0	.0	.0	.0	.0	.0
7. 2013.....	.XXX	.XXX	.XXX	.XXX	.XXX	.0	.0	.0	.0	.0
8. 2014.....	.XXX	.XXX	.XXX	.XXX	.XXX	.XXX	.0	.0	.0	.0
9. 2015.....	.XXX	.XXX	.XXX	.XXX	.XXX	.XXX	.XXX	.0	.0	.0
10. 2016.....	.XXX	.XXX	.XXX	.XXX	.XXX	.XXX	.XXX	.XXX	.6	.8
11. 2017.....	.XXX	.XXX	.XXX	.XXX	.XXX	.XXX	.XXX	.XXX	.XXX	.676

**SCHEDULE P - PART 5D - WORKERS' COMPENSATION  
(EXCLUDING EXCESS WORKERS' COMPENSATION)**

**SECTION 1**

Years in Which Premiums Were Earned and Losses Were Incurred	Cumulative Number of Claims Closed with Loss Payment Direct and Assumed at Year End									
	1 2008	2 2009	3 2010	4 2011	5 2012	6 2013	7 2014	8 2015	9 2016	10 2017
1. Prior.....	.1	.0	.0	.0	.0	.0	.0	.0	.0	.0
2. 2008.....	.0	.0	.0	.0	.0	.0	.0	.0	.0	.0
3. 2009.....	XXX	.0	.0	.0	.0	.0	.0	.0	.0	.0
4. 2010.....	XXX	XXX	.0	.0	.0	.0	.1	.1	.1	.1
5. 2011.....	XXX	XXX	XXX	.0	.0	.0	.1	.1	.1	.1
6. 2012.....	XXX	XXX	XXX	XXX	.0	.0	.0	.0	.0	.0
7. 2013.....	XXX	XXX	XXX	XXX	XXX	.0	.0	.1	.1	.1
8. 2014.....	XXX	XXX	XXX	XXX	XXX	XXX	.0	.0	.0	.0
9. 2015.....	XXX	XXX	XXX	XXX	XXX	XXX	XXX	.0	.0	.0
10. 2016.....	XXX	XXX	XXX	XXX	XXX	XXX	XXX	XXX	.0	.0
11. 2017.....	XXX	XXX	XXX	XXX	XXX	XXX	XXX	XXX	XXX	.0

**SECTION 2**

Years in Which Premiums Were Earned and Losses Were Incurred	Number of Claims Outstanding Direct and Assumed at Year End									
	1 2008	2 2009	3 2010	4 2011	5 2012	6 2013	7 2014	8 2015	9 2016	10 2017
1. Prior.....	.2	.1	.1	.0	.0	.0	.0	.0	.0	.0
2. 2008.....	.0	.2	.0	.1	.0	.0	.0	.0	.0	.0
3. 2009.....	XXX	.0	.0	.0	.0	.0	.0	.0	.0	.0
4. 2010.....	XXX	XXX	.4	.4	.2	.1	.0	.0	.0	.0
5. 2011.....	XXX	XXX	XXX	.0	.1	.1	.1	.1	.1	.0
6. 2012.....	XXX	XXX	XXX	XXX	.0	.0	.0	.0	.0	.0
7. 2013.....	XXX	XXX	XXX	XXX	XXX	.2	.2	.0	.0	.0
8. 2014.....	XXX	XXX	XXX	XXX	XXX	XXX	.0	.0	.1	.0
9. 2015.....	XXX	XXX	XXX	XXX	XXX	XXX	XXX	.0	.0	.0
10. 2016.....	XXX	XXX	XXX	XXX	XXX	XXX	XXX	XXX	.0	.0
11. 2017.....	XXX	XXX	XXX	XXX	XXX	XXX	XXX	XXX	XXX	.0

**SECTION 3**

Years in Which Premiums Were Earned and Losses Were Incurred	Cumulative Number of Claims Reported Direct and Assumed at Year End									
	1 2008	2 2009	3 2010	4 2011	5 2012	6 2013	7 2014	8 2015	9 2016	10 2017
1. Prior.....	.3	(1)	.0	(1)	.0	.0	.0	.0	.0	.0
2. 2008.....	.0	.2	.2	.3	.2	.2	.2	.2	.2	.2
3. 2009.....	XXX	.0	.0	.0	.0	.0	.0	.0	.0	.0
4. 2010.....	XXX	XXX	.4	.5	.5	.5	.5	.5	.5	.5
5. 2011.....	XXX	XXX	XXX	.0	.1	.1	.2	.2	.2	.1
6. 2012.....	XXX	XXX	XXX	XXX	.0	.0	.0	.0	.0	.0
7. 2013.....	XXX	XXX	XXX	XXX	XXX	.2	.3	.3	.3	.3
8. 2014.....	XXX	XXX	XXX	XXX	XXX	XXX	.0	.0	.1	.0
9. 2015.....	XXX	XXX	XXX	XXX	XXX	XXX	XXX	.0	.0	.0
10. 2016.....	XXX	XXX	XXX	XXX	XXX	XXX	XXX	XXX	.0	.0
11. 2017.....	XXX	XXX	XXX	XXX	XXX	XXX	XXX	XXX	XXX	.0

**SCHEDULE P - PART 5E - COMMERCIAL MULTIPLE PERIL**

**SECTION 1**

Years in Which Premiums Were Earned and Losses Were Incurred	Cumulative Number of Claims Closed with Loss Payment Direct and Assumed at Year End									
	1 2008	2 2009	3 2010	4 2011	5 2012	6 2013	7 2014	8 2015	9 2016	10 2017
1. Prior.....	.0	.0	.0	.0	.0	.0	.0	.0	.0	.0
2. 2008.....	.0	.0	.0	.0	.0	.0	.0	.0	.0	.0
3. 2009.....	.XXX	.0	.0	.0	.0	.0	.0	.0	.0	.0
4. 2010.....	.XXX	.XXX	.0	.0	.0	.0	.0	.0	.0	.0
5. 2011.....	.XXX	.XXX	.XXX	.0	.0	.0	.0	.0	.0	.0
6. 2012.....	.XXX	.XXX	.XXX	.XXX	.0	.0	.0	.0	.0	.0
7. 2013.....	.XXX	.XXX	.XXX	.XXX	.XXX	.0	.0	.0	.0	.0
8. 2014.....	.XXX	.XXX	.XXX	.XXX	.XXX	.XXX	.0	.0	.0	.0
9. 2015.....	.XXX	.XXX	.XXX	.XXX	.XXX	.XXX	.XXX	.2	.7	.7
10. 2016.....	.XXX	.XXX	.XXX	.XXX	.XXX	.XXX	.XXX	.XXX	.26	.29
11. 2017.....	.XXX	.XXX	.XXX	.XXX	.XXX	.XXX	.XXX	.XXX	.XXX	.3

**SECTION 2**

Years in Which Premiums Were Earned and Losses Were Incurred	Number of Claims Outstanding Direct and Assumed at Year End									
	1 2008	2 2009	3 2010	4 2011	5 2012	6 2013	7 2014	8 2015	9 2016	10 2017
1. Prior.....	.0	.0	.0	.0	.0	.0	.0	.0	.0	.0
2. 2008.....	.0	.0	.0	.0	.0	.0	.0	.0	.0	.0
3. 2009.....	.XXX	.0	.0	.0	.0	.0	.0	.0	.0	.0
4. 2010.....	.XXX	.XXX	.0	.0	.0	.0	.0	.0	.0	.0
5. 2011.....	.XXX	.XXX	.XXX	.0	.0	.0	.0	.0	.0	.0
6. 2012.....	.XXX	.XXX	.XXX	.XXX	.0	.0	.0	.0	.0	.0
7. 2013.....	.XXX	.XXX	.XXX	.XXX	.XXX	.0	.0	.0	.0	.0
8. 2014.....	.XXX	.XXX	.XXX	.XXX	.XXX	.XXX	.0	.0	.0	.0
9. 2015.....	.XXX	.XXX	.XXX	.XXX	.XXX	.XXX	.XXX	.13	.4	.4
10. 2016.....	.XXX	.XXX	.XXX	.XXX	.XXX	.XXX	.XXX	.XXX	.58	.39
11. 2017.....	.XXX	.XXX	.XXX	.XXX	.XXX	.XXX	.XXX	.XXX	.XXX	.251

**SECTION 3**

Years in Which Premiums Were Earned and Losses Were Incurred	Cumulative Number of Claims Reported Direct and Assumed at Year End									
	1 2008	2 2009	3 2010	4 2011	5 2012	6 2013	7 2014	8 2015	9 2016	10 2017
1. Prior.....	.0	.0	.0	.0	.0	.0	.0	.0	.0	.0
2. 2008.....	.0	.0	.0	.0	.0	.0	.0	.0	.0	.0
3. 2009.....	.XXX	.0	.0	.0	.0	.0	.0	.0	.0	.0
4. 2010.....	.XXX	.XXX	.0	.0	.0	.0	.0	.0	.0	.0
5. 2011.....	.XXX	.XXX	.XXX	.0	.0	.0	.0	.0	.0	.0
6. 2012.....	.XXX	.XXX	.XXX	.XXX	.0	.0	.0	.0	.0	.0
7. 2013.....	.XXX	.XXX	.XXX	.XXX	.XXX	.0	.0	.0	.0	.0
8. 2014.....	.XXX	.XXX	.XXX	.XXX	.XXX	.XXX	.0	.0	.0	.0
9. 2015.....	.XXX	.XXX	.XXX	.XXX	.XXX	.XXX	.XXX	.15	.23	.24
10. 2016.....	.XXX	.XXX	.XXX	.XXX	.XXX	.XXX	.XXX	.XXX	.158	.203
11. 2017.....	.XXX	.XXX	.XXX	.XXX	.XXX	.XXX	.XXX	.XXX	.XXX	.554

**Sch. P - Pt. 5F - Sn. 1A**  
**NONE**

**Sch. P - Pt. 5F - Sn. 2A**  
**NONE**

**Sch. P - Pt. 5F - Sn. 3A**  
**NONE**

**Sch. P - Pt. 5F - Sn. 1B**  
**NONE**

**Sch. P - Pt. 5F - Sn. 2B**  
**NONE**

**Sch. P - Pt. 5F - Sn. 3B**  
**NONE**

**SCHEDULE P - PART 5H - OTHER LIABILITY - OCCURRENCE**

**SECTION 1A**

Years in Which Premiums Were Earned and Losses Were Incurred	Cumulative Number of Claims Closed with Loss Payment Direct and Assumed at Year End									
	1 2008	2 2009	3 2010	4 2011	5 2012	6 2013	7 2014	8 2015	9 2016	10 2017
1. Prior.....	.66	.47	.30	.19	.8	.4	.1	.1	.1	.0
2. 2008.....	.3	.23	.40	.62	.75	.79	.82	.82	.82	.82
3. 2009.....	.XXX	.6	.23	.43	.57	.65	.69	.71	.73	.73
4. 2010.....	.XXX	.XXX	.3	.24	.42	.52	.66	.75	.78	.79
5. 2011.....	.XXX	.XXX	.XXX	.1	.17	.40	.57	.64	.68	.71
6. 2012.....	.XXX	.XXX	.XXX	.XXX	.2	.12	.41	.60	.67	.70
7. 2013.....	.XXX	.XXX	.XXX	.XXX	.XXX	.3	.15	.36	.61	.75
8. 2014.....	.XXX	.XXX	.XXX	.XXX	.XXX	.XXX	.1	.21	.51	.62
9. 2015.....	.XXX	.XXX	.XXX	.XXX	.XXX	.XXX	.XXX	.1	.20	.38
10. 2016.....	.XXX	.XXX	.XXX	.XXX	.XXX	.XXX	.XXX	.XXX	.2	.10
11. 2017.....	.XXX	.XXX	.XXX	.XXX	.XXX	.XXX	.XXX	.XXX	.XXX	.5

**SECTION 2A**

Years in Which Premiums Were Earned and Losses Were Incurred	Number of Claims Outstanding Direct and Assumed at Year End									
	1 2008	2 2009	3 2010	4 2011	5 2012	6 2013	7 2014	8 2015	9 2016	10 2017
1. Prior.....	.100	.67	.40	.25	.13	.4	.3	.1	.0	.0
2. 2008.....	.38	.40	.37	.22	.11	.4	.0	.0	.0	.1
3. 2009.....	.XXX	.28	.48	.34	.19	.9	.6	.3	.0	.1
4. 2010.....	.XXX	.XXX	.43	.54	.47	.32	.18	.7	.1	.0
5. 2011.....	.XXX	.XXX	.XXX	.35	.43	.35	.18	.11	.7	.4
6. 2012.....	.XXX	.XXX	.XXX	.XXX	.49	.57	.39	.15	.10	.5
7. 2013.....	.XXX	.XXX	.XXX	.XXX	.XXX	.81	.113	.110	.30	.14
8. 2014.....	.XXX	.XXX	.XXX	.XXX	.XXX	.XXX	.34	.68	.38	.28
9. 2015.....	.XXX	.XXX	.XXX	.XXX	.XXX	.XXX	.XXX	.33	.44	.32
10. 2016.....	.XXX	.XXX	.XXX	.XXX	.XXX	.XXX	.XXX	.XXX	.41	.56
11. 2017.....	.XXX	.XXX	.XXX	.XXX	.XXX	.XXX	.XXX	.XXX	.XXX	.37

**SECTION 3A**

Years in Which Premiums Were Earned and Losses Were Incurred	Cumulative Number of Claims Reported Direct and Assumed at Year End									
	1 2008	2 2009	3 2010	4 2011	5 2012	6 2013	7 2014	8 2015	9 2016	10 2017
1. Prior.....	.62	.36	.16	.9	.4	.0	.1	.1	(.1)	.0
2. 2008.....	.46	.71	.91	.106	.113	.114	.114	.114	.114	.115
3. 2009.....	.XXX	.40	.86	.105	.120	.125	.130	.132	.132	.133
4. 2010.....	.XXX	.XXX	.49	.92	.118	.129	.131	.132	.132	.132
5. 2011.....	.XXX	.XXX	.XXX	.42	.80	.103	.115	.122	.124	.126
6. 2012.....	.XXX	.XXX	.XXX	.XXX	.58	.93	.112	.117	.122	.123
7. 2013.....	.XXX	.XXX	.XXX	.XXX	.XXX	.95	.150	.183	.196	.202
8. 2014.....	.XXX	.XXX	.XXX	.XXX	.XXX	.XXX	.38	.106	.128	.137
9. 2015.....	.XXX	.XXX	.XXX	.XXX	.XXX	.XXX	.XXX	.41	.80	.95
10. 2016.....	.XXX	.XXX	.XXX	.XXX	.XXX	.XXX	.XXX	.XXX	.49	.86
11. 2017.....	.XXX	.XXX	.XXX	.XXX	.XXX	.XXX	.XXX	.XXX	.XXX	.49

**Sch. P - Pt. 5H - Sn. 1B  
NONE**

**Sch. P - Pt. 5H - Sn. 2B  
NONE**

**Sch. P - Pt. 5H - Sn. 3B  
NONE**

**Sch. P - Pt. 5R - Sn. 1A  
NONE**

**Sch. P - Pt. 5R - Sn. 2A  
NONE**

**Sch. P - Pt. 5R - Sn. 3A  
NONE**

**Sch. P - Pt. 5R - Sn. 1B  
NONE**

**Sch. P - Pt. 5R - Sn. 2B  
NONE**

**Sch. P - Pt. 5R - Sn. 3B  
NONE**

**Sch. P - Pt. 5T - Sn. 1  
NONE**

**Sch. P - Pt. 5T - Sn. 2  
NONE**

**Sch. P - Pt. 5T - Sn. 3  
NONE**



**SCHEDULE P - PART 6C - COMMERCIAL AUTO/TRUCK LIABILITY/MEDICAL**

**SECTION 1**

Years in Which Premiums Were Earned and Losses Were Incurred	Cumulative Premiums Earned Direct and Assumed at Year End (\$000 omitted)										11 Current Year Premiums Earned
	1 2008	2 2009	3 2010	4 2011	5 2012	6 2013	7 2014	8 2015	9 2016	10 2017	
1. Prior.....	0	0	0	0	0	0	0	0	0	0	0
2. 2008.....	0	0	0	0	0	0	0	0	0	0	0
3. 2009.....	XXX	0	0	0	0	0	0	0	0	0	0
4. 2010.....	XXX	XXX	0	0	0	0	0	0	0	0	0
5. 2011.....	XXX	XXX	XXX	0	0	0	0	0	0	0	0
6. 2012.....	XXX	XXX	XXX	XXX	0	0	0	0	0	0	0
7. 2013.....	XXX	XXX	XXX	XXX	XXX	0	0	0	0	0	0
8. 2014.....	XXX	XXX	XXX	XXX	XXX	XXX	0	0	0	0	0
9. 2015.....	XXX	XXX	XXX	XXX	XXX	XXX	XXX	0	3	4	1
10. 2016.....	XXX	XXX	XXX	XXX	XXX	XXX	XXX	XXX	297	1,139	842
11. 2017.....	XXX	XXX	XXX	XXX	XXX	XXX	XXX	XXX	XXX	4,095	4,095
12. Total.....	XXX	XXX	XXX	XXX	XXX	XXX	XXX	XXX	XXX	XXX	4,939
13. Earned Prems.(P-Pt 1)	0	0	0	0	0	0	0	0	299	4,939	XXX

**SECTION 2**

Years in Which Premiums Were Earned and Losses Were Incurred	Cumulative Premiums Earned Ceded at Year End (\$000 omitted)										11 Current Year Premiums Earned
	1 2008	2 2009	3 2010	4 2011	5 2012	6 2013	7 2014	8 2015	9 2016	10 2017	
1. Prior.....	0	0	0	0	0	0	0	0	0	0	0
2. 2008.....	0	0	0	0	0	0	0	0	0	0	0
3. 2009.....	XXX	0	0	0	0	0	0	0	0	0	0
4. 2010.....	XXX	XXX	0	0	0	0	0	0	0	0	0
5. 2011.....	XXX	XXX	XXX	0	0	0	0	0	0	0	0
6. 2012.....	XXX	XXX	XXX	XXX	0	0	0	0	0	0	0
7. 2013.....	XXX	XXX	XXX	XXX	XXX	0	0	0	0	0	0
8. 2014.....	XXX	XXX	XXX	XXX	XXX	XXX	0	0	0	0	0
9. 2015.....	XXX	XXX	XXX	XXX	XXX	XXX	XXX	0	0	0	0
10. 2016.....	XXX	XXX	XXX	XXX	XXX	XXX	XXX	XXX	0	1	1
11. 2017.....	XXX	XXX	XXX	XXX	XXX	XXX	XXX	XXX	XXX	4	4
12. Total.....	XXX	XXX	XXX	XXX	XXX	XXX	XXX	XXX	XXX	XXX	5
13. Earned Prems.(P-Pt 1)	0	0	0	0	0	0	0	0	0	5	XXX

**SCHEDULE P - PART 6D - WORKERS' COMPENSATION  
(EXCLUDING EXCESS WORKERS' COMPENSATION)**

**SECTION 1**

Years in Which Premiums Were Earned and Losses Were Incurred	Cumulative Premiums Earned Direct and Assumed at Year End (\$000 omitted)										11 Current Year Premiums Earned
	1 2008	2 2009	3 2010	4 2011	5 2012	6 2013	7 2014	8 2015	9 2016	10 2017	
1. Prior.....	43	(0)	0	0	0	(0)	0	0	0	0	0
2. 2008.....	41	84	84	84	84	84	84	84	84	84	0
3. 2009.....	XXX	41	84	84	84	84	84	84	84	84	0
4. 2010.....	XXX	XXX	41	85	85	85	85	85	85	85	0
5. 2011.....	XXX	XXX	XXX	43	89	89	89	89	89	89	0
6. 2012.....	XXX	XXX	XXX	XXX	45	92	92	92	92	92	0
7. 2013.....	XXX	XXX	XXX	XXX	XXX	47	98	98	98	98	0
8. 2014.....	XXX	XXX	XXX	XXX	XXX	XXX	49	77	77	77	0
9. 2015.....	XXX	XXX	XXX	XXX	XXX	XXX	XXX	27	27	27	0
10. 2016.....	XXX	XXX	XXX	XXX	XXX	XXX	XXX	XXX	0	0	0
11. 2017.....	XXX	XXX	XXX	XXX	XXX	XXX	XXX	XXX	XXX	0	0
12. Total.....	XXX	XXX	XXX	XXX	XXX	XXX	XXX	XXX	XXX	XXX	0
13. Earned Prems.(P-Pt 1)	84	84	84	87	90	95	100	55	0	0	XXX

**SECTION 2**

Years in Which Premiums Were Earned and Losses Were Incurred	Cumulative Premiums Earned Ceded at Year End (\$000 omitted)										11 Current Year Premiums Earned
	1 2008	2 2009	3 2010	4 2011	5 2012	6 2013	7 2014	8 2015	9 2016	10 2017	
1. Prior.....	0	0	0	0	0	0	0	0	0	0	0
2. 2008.....	0	0	0	0	0	0	0	0	0	0	0
3. 2009.....	XXX	0	0	0	0	0	0	0	0	0	0
4. 2010.....	XXX	XXX	0	0	0	0	0	0	0	0	0
5. 2011.....	XXX	XXX	XXX	0	0	0	0	0	0	0	0
6. 2012.....	XXX	XXX	XXX	XXX	0	0	0	0	0	0	0
7. 2013.....	XXX	XXX	XXX	XXX	XXX	0	0	0	0	0	0
8. 2014.....	XXX	XXX	XXX	XXX	XXX	XXX	0	0	0	0	0
9. 2015.....	XXX	XXX	XXX	XXX	XXX	XXX	XXX	0	0	0	0
10. 2016.....	XXX	XXX	XXX	XXX	XXX	XXX	XXX	XXX	0	0	0
11. 2017.....	XXX	XXX	XXX	XXX	XXX	XXX	XXX	XXX	XXX	0	0
12. Total.....	XXX	XXX	XXX	XXX	XXX	XXX	XXX	XXX	XXX	XXX	0
13. Earned Prems.(P-Pt 1)	0	0	0	0	0	0	0	0	0	0	XXX

**SCHEDULE P - PART 6E - COMMERCIAL MULTIPLE PERIL**

**SECTION 1**

Years in Which Premiums Were Earned and Losses Were Incurred	Cumulative Premiums Earned Direct and Assumed at Year End (\$000 omitted)										11 Current Year Premiums Earned
	1 2008	2 2009	3 2010	4 2011	5 2012	6 2013	7 2014	8 2015	9 2016	10 2017	
1. Prior.....	0	0	0	0	0	0	0	0	0	0	0
2. 2008.....	0	0	0	0	0	0	0	0	0	0	0
3. 2009.....	XXX	0	0	0	0	0	0	0	0	0	0
4. 2010.....	XXX	XXX	0	0	0	0	0	0	0	0	0
5. 2011.....	XXX	XXX	XXX	0	0	0	0	0	0	0	0
6. 2012.....	XXX	XXX	XXX	XXX	0	0	0	0	0	0	0
7. 2013.....	XXX	XXX	XXX	XXX	XXX	0	0	0	0	0	0
8. 2014.....	XXX	XXX	XXX	XXX	XXX	XXX	4	17	17	16	(2)
9. 2015.....	XXX	XXX	XXX	XXX	XXX	XXX	XXX	785	2,097	2,109	12
10. 2016.....	XXX	XXX	XXX	XXX	XXX	XXX	XXX	XXX	3,771	7,962	4,191
11. 2017.....	XXX	XXX	XXX	XXX	XXX	XXX	XXX	XXX	XXX	7,594	7,594
12. Total.....	XXX	XXX	XXX	XXX	XXX	XXX	XXX	XXX	XXX	XXX	11,795
13. Earned Prems.(P-Pt 1)	0	0	0	0	0	0	4	798	5,084	11,795	XXX

**SECTION 2**

Years in Which Premiums Were Earned and Losses Were Incurred	Cumulative Premiums Earned Ceded at Year End (\$000 omitted)										11 Current Year Premiums Earned
	1 2008	2 2009	3 2010	4 2011	5 2012	6 2013	7 2014	8 2015	9 2016	10 2017	
1. Prior.....	0	0	0	0	0	0	0	0	0	0	0
2. 2008.....	0	0	0	0	0	0	0	0	0	0	0
3. 2009.....	XXX	0	0	0	0	0	0	0	0	0	0
4. 2010.....	XXX	XXX	0	0	0	0	0	0	0	0	0
5. 2011.....	XXX	XXX	XXX	0	0	0	0	0	0	0	0
6. 2012.....	XXX	XXX	XXX	XXX	0	0	0	0	0	0	0
7. 2013.....	XXX	XXX	XXX	XXX	XXX	0	0	0	0	0	0
8. 2014.....	XXX	XXX	XXX	XXX	XXX	XXX	0	0	0	0	0
9. 2015.....	XXX	XXX	XXX	XXX	XXX	XXX	XXX	8	21	21	0
10. 2016.....	XXX	XXX	XXX	XXX	XXX	XXX	XXX	XXX	38	82	44
11. 2017.....	XXX	XXX	XXX	XXX	XXX	XXX	XXX	XXX	XXX	79	79
12. Total.....	XXX	XXX	XXX	XXX	XXX	XXX	XXX	XXX	XXX	XXX	122
13. Earned Prems.(P-Pt 1)	0	0	0	0	0	0	0	8	52	122	XXX

**SCHEDULE P - PART 6H - OTHER LIABILITY - OCCURRENCE**

**SECTION 1A**

Years in Which Premiums Were Earned and Losses Were Incurred	Cumulative Premiums Earned Direct and Assumed at Year End (\$000 omitted)										11 Current Year Premiums Earned
	1 2008	2 2009	3 2010	4 2011	5 2012	6 2013	7 2014	8 2015	9 2016	10 2017	
1. Prior.....	16,797	(11)	(45)	(5)	(1)	(1)	(1)	(0)	(7)	23	23
2. 2008.....	17,687	35,014	35,003	35,004	34,999	34,997	34,997	34,997	34,995	34,995	0
3. 2009.....	XXX	18,738	37,025	37,023	37,022	37,019	37,016	37,016	37,015	37,015	(0)
4. 2010.....	XXX	XXX	19,871	39,403	39,399	39,393	39,391	39,389	39,385	39,378	(7)
5. 2011.....	XXX	XXX	XXX	20,474	40,704	40,694	40,689	40,685	40,682	40,676	(6)
6. 2012.....	XXX	XXX	XXX	XXX	21,415	43,059	43,046	43,040	43,038	43,037	(1)
7. 2013.....	XXX	XXX	XXX	XXX	XXX	24,178	47,468	47,457	47,454	47,447	(7)
8. 2014.....	XXX	XXX	XXX	XXX	XXX	XXX	24,229	47,478	47,468	47,460	(8)
9. 2015.....	XXX	XXX	XXX	XXX	XXX	XXX	XXX	24,428	47,683	47,673	(11)
10. 2016.....	XXX	XXX	XXX	XXX	XXX	XXX	XXX	XXX	24,108	47,392	23,283
11. 2017.....	XXX	XXX	XXX	XXX	XXX	XXX	XXX	XXX	XXX	25,017	25,017
12. Total.....	XXX	XXX	XXX	XXX	XXX	XXX	XXX	XXX	XXX	XXX	48,284
13. Earned Prems.(P-Pt 1)	34,484	36,055	38,103	39,999	41,634	45,800	47,495	47,654	47,331	48,284	XXX

**SECTION 2A**

Years in Which Premiums Were Earned and Losses Were Incurred	Cumulative Premiums Earned Ceded at Year End (\$000 omitted)										11 Current Year Premiums Earned
	1 2008	2 2009	3 2010	4 2011	5 2012	6 2013	7 2014	8 2015	9 2016	10 2017	
1. Prior.....	92	(0)	(0)	(0)	(0)	(0)	(0)	(0)	(0)	(0)	(0)
2. 2008.....	97	195	195	195	194	194	194	194	194	194	0
3. 2009.....	XXX	106	206	206	206	206	206	206	206	206	(0)
4. 2010.....	XXX	XXX	109	1,152	1,152	1,151	1,151	1,151	1,151	1,151	(0)
5. 2011.....	XXX	XXX	XXX	1,092	2,192	2,191	2,191	2,191	2,191	2,191	(0)
6. 2012.....	XXX	XXX	XXX	XXX	1,164	2,087	2,087	2,086	2,086	2,086	(0)
7. 2013.....	XXX	XXX	XXX	XXX	XXX	1,025	1,603	1,603	1,603	1,603	(0)
8. 2014.....	XXX	XXX	XXX	XXX	XXX	XXX	598	1,137	1,137	1,137	(0)
9. 2015.....	XXX	XXX	XXX	XXX	XXX	XXX	XXX	563	1,082	1,082	(0)
10. 2016.....	XXX	XXX	XXX	XXX	XXX	XXX	XXX	XXX	538	935	397
11. 2017.....	XXX	XXX	XXX	XXX	XXX	XXX	XXX	XXX	XXX	427	427
12. Total.....	XXX	XXX	XXX	XXX	XXX	XXX	XXX	XXX	XXX	XXX	823
13. Earned Prems.(P-Pt 1)	188	204	209	2,136	2,263	1,947	1,175	1,102	1,057	823	XXX

**Sch. P - Pt. 6H - Sn. 1B**  
**NONE**

**Sch. P - Pt. 6H - Sn. 2B**  
**NONE**

**Sch. P - Pt. 6M - Sn. 1**  
**NONE**

**Sch. P - Pt. 6M - Sn. 2**  
**NONE**

**Sch. P - Pt. 6N - Sn. 1**  
**NONE**

**Sch. P - Pt. 6N - Sn. 2**  
**NONE**

**Sch. P - Pt. 6O - Sn. 1**  
**NONE**

**Sch. P - Pt. 6O - Sn. 2**  
**NONE**

**Sch. P - Pt. 6R - Sn. 1A**  
**NONE**

**Sch. P - Pt. 6R - Sn. 2A**  
**NONE**

**Sch. P - Pt. 6R - Sn. 1B**  
**NONE**

**Sch. P - Pt. 6R - Sn. 2B**  
**NONE**

## SCHEDULE P - PART 7A - PRIMARY LOSS SENSITIVE CONTRACTS

(\$000 Omitted)

### SECTION 1

Schedule P - Part 1	1 Total Net Losses and Expenses Unpaid	2 Net Losses and Expenses Unpaid on Loss Sensitive Contracts	3 Loss Sensitive as Percentage of Total	4 Total Net Premiums Written	5 Net Premiums Written on Loss Sensitive Contracts	6 Loss Sensitive as Percentage of Total
1. Homeowners/farmowners.....	235,992	.0	0.0	1,079,238	0	0.0
2. Private passenger auto liability/medical.....	1,196,644	.0	0.0	1,378,581	0	0.0
3. Commercial auto/truck liability/medical.....	2,694	.0	0.0	9,625	0	0.0
4. Workers' compensation.....	.0	.0	0.0	.0	0	0.0
5. Commercial multiple peril.....	7,820	.0	0.0	14,758	0	0.0
6. Medical professional liability - occurrence.....	.0	.0	0.0	.0	0	0.0
7. Medical professional liability - claims-made.....	.0	.0	0.0	.0	0	0.0
8. Special liability.....	.0	.0	0.0	.0	0	0.0
9. Other liability - occurrence.....	78,195	.0	0.0	49,057	0	0.0
10. Other liability - claims-made.....	.0	.0	0.0	.0	0	0.0
11. Special property.....	6,997	.0	0.0	46,366	0	0.0
12. Auto physical damage.....	33,046	.0	0.0	1,016,128	0	0.0
13. Fidelity/surety.....	.0	.0	0.0	.0	0	0.0
14. Other.....	2,678	.0	0.0	23,885	0	0.0
15. International.....	.0	.0	0.0	.0	0	0.0
16. Reinsurance - nonproportional assumed property.....	XXX	XXX	XXX	XXX	XXX	XXX
17. Reinsurance - nonproportional assumed liability.....	XXX	XXX	XXX	XXX	XXX	XXX
18. Reinsurance - nonproportional assumed financial lines.....	XXX	XXX	XXX	XXX	XXX	XXX
19. Products liability - occurrence.....	.0	.0	0.0	.0	0	0.0
20. Products liability - claims-made.....	.0	.0	0.0	.0	0	0.0
21. Financial guaranty/mortgage guaranty.....	.0	.0	0.0	.0	0	0.0
22. Warranty.....	.0	.0	0.0	.0	0	0.0
23. Totals.....	1,564,065	.0	0.0	3,617,638	0	0.0

### SECTION 2

Years in Which Policies Were Issued	Incurred Losses and Defense and Cost Containment Expenses Reported at Year End (\$000 omitted)									
	1	2	3	4	5	6	7	8	9	10
	2008	2009	2010	2011	2012	2013	2014	2015	2016	2017
1. Prior.....	.0	.0	.0	.0	.0	.0	.0	.0	.0	.0
2. 2008.....	.0	.0	.0	.0	.0	.0	.0	.0	.0	.0
3. 2009.....	XXX	.0	.0	.0	.0	.0	.0	.0	.0	.0
4. 2010.....	XXX	XXX	.0	.0	.0	.0	.0	.0	.0	.0
5. 2011.....	XXX	XXX	XXX	.0	.0	.0	.0	.0	.0	.0
6. 2012.....	XXX	XXX	XXX	XXX	.0	.0	.0	.0	.0	.0
7. 2013.....	XXX	XXX	XXX	XXX	XXX	.0	.0	.0	.0	.0
8. 2014.....	XXX	XXX	XXX	XXX	XXX	XXX	.0	.0	.0	.0
9. 2015.....	XXX	XXX	XXX	XXX	XXX	XXX	XXX	.0	.0	.0
10. 2016.....	XXX	XXX	XXX	XXX	XXX	XXX	XXX	XXX	.0	.0
11. 2017.....	XXX	XXX	XXX	XXX	XXX	XXX	XXX	XXX	XXX	.0

### SECTION 3

Years in Which Policies Were Issued	Bulk and Incurred But Not Reported Reserves for Losses and Defense and Cost Containment Expenses at Year End (\$000 omitted)									
	1	2	3	4	5	6	7	8	9	10
	2008	2009	2010	2011	2012	2013	2014	2015	2016	2017
1. Prior.....	.0	.0	.0	.0	.0	.0	.0	.0	.0	.0
2. 2008.....	.0	.0	.0	.0	.0	.0	.0	.0	.0	.0
3. 2009.....	XXX	.0	.0	.0	.0	.0	.0	.0	.0	.0
4. 2010.....	XXX	XXX	.0	.0	.0	.0	.0	.0	.0	.0
5. 2011.....	XXX	XXX	XXX	.0	.0	.0	.0	.0	.0	.0
6. 2012.....	XXX	XXX	XXX	XXX	.0	.0	.0	.0	.0	.0
7. 2013.....	XXX	XXX	XXX	XXX	XXX	.0	.0	.0	.0	.0
8. 2014.....	XXX	XXX	XXX	XXX	XXX	XXX	.0	.0	.0	.0
9. 2015.....	XXX	XXX	XXX	XXX	XXX	XXX	XXX	.0	.0	.0
10. 2016.....	XXX	XXX	XXX	XXX	XXX	XXX	XXX	XXX	.0	.0
11. 2017.....	XXX	XXX	XXX	XXX	XXX	XXX	XXX	XXX	XXX	.0

**SCHEDULE P - PART 7A - PRIMARY LOSS SENSITIVE CONTRACTS (continued)**

**SECTION 4**

Years in Which Policies Were Issued	Net Earned Premiums Reported at Year End (\$000 omitted)									
	1 2008	2 2009	3 2010	4 2011	5 2012	6 2013	7 2014	8 2015	9 2016	10 2017
1. Prior.....	.....0	.....0	.....0	.....0	.....0	.....0	.....0	.....0	.....0	.....0
2. 2008.....	.....0	.....0	.....0	.....0	.....0	.....0	.....0	.....0	.....0	.....0
3. 2009.....	XXX	.....0	.....0	.....0	.....0	.....0	.....0	.....0	.....0	.....0
4. 2010.....	XXX	XXX	.....0	.....0	.....0	.....0	.....0	.....0	.....0	.....0
5. 2011.....	XXX	XXX	XXX	.....0	.....0	.....0	.....0	.....0	.....0	.....0
6. 2012.....	XXX	XXX	XXX	XXX	.....0	.....0	.....0	.....0	.....0	.....0
7. 2013.....	XXX	XXX	XXX	XXX	XXX	.....0	.....0	.....0	.....0	.....0
8. 2014.....	XXX	XXX	XXX	XXX	XXX	XXX	.....0	.....0	.....0	.....0
9. 2015.....	XXX	XXX	XXX	XXX	XXX	XXX	XXX	.....0	.....0	.....0
10. 2016.....	XXX	XXX	XXX	XXX	XXX	XXX	XXX	XXX	.....0	.....0
11. 2017.....	XXX	XXX	XXX	XXX	XXX	XXX	XXX	XXX	XXX	.....0

**NONE**

**SECTION 5**

Years in Which Policies Were Issued	Net Reserve for Premium Adjustments and Accrued Retrospective Premiums at Year End (\$000 omitted)									
	1 2008	2 2009	3 2010	4 2011	5 2012	6 2013	7 2014	8 2015	9 2016	10 2017
1. Prior.....	.....0	.....0	.....0	.....0	.....0	.....0	.....0	.....0	.....0	.....0
2. 2008.....	.....0	.....0	.....0	.....0	.....0	.....0	.....0	.....0	.....0	.....0
3. 2009.....	XXX	.....0	.....0	.....0	.....0	.....0	.....0	.....0	.....0	.....0
4. 2010.....	XXX	XXX	.....0	.....0	.....0	.....0	.....0	.....0	.....0	.....0
5. 2011.....	XXX	XXX	XXX	.....0	.....0	.....0	.....0	.....0	.....0	.....0
6. 2012.....	XXX	XXX	XXX	XXX	.....0	.....0	.....0	.....0	.....0	.....0
7. 2013.....	XXX	XXX	XXX	XXX	XXX	.....0	.....0	.....0	.....0	.....0
8. 2014.....	XXX	XXX	XXX	XXX	XXX	XXX	.....0	.....0	.....0	.....0
9. 2015.....	XXX	XXX	XXX	XXX	XXX	XXX	XXX	.....0	.....0	.....0
10. 2016.....	XXX	XXX	XXX	XXX	XXX	XXX	XXX	XXX	.....0	.....0
11. 2017.....	XXX	XXX	XXX	XXX	XXX	XXX	XXX	XXX	XXX	.....0

**NONE**

**SCHEDULE P - PART 7B - REINSURANCE LOSS SENSITIVE CONTRACTS**

(\$000 Omitted)

**SECTION 1**

Schedule P - Part 1	1 Total Net Losses and Expenses Unpaid	2 Net Losses and Expenses Unpaid on Loss Sensitive Contracts	3 Loss Sensitive as Percentage of Total	4 Total Net Premiums Written	5 Net Premiums Written on Loss Sensitive Contracts	6 Loss Sensitive as Percentage of Total
1. Homeowners/farmowners.....	235,992	0	0.0	1,079,238	0	0.0
2. Private passenger auto liability/medical.....	1,196,644	0	0.0	1,378,581	0	0.0
3. Commercial auto/truck liability/medical.....	2,694	0	0.0	9,625	0	0.0
4. Workers' compensation.....	0	0	0.0	0	0	0.0
5. Commercial multiple peril.....	7,820	0	0.0	14,758	0	0.0
6. Medical professional liability - occurrence.....	0	0	0.0	0	0	0.0
7. Medical professional liability - claims-made.....	0	0	0.0	0	0	0.0
8. Special liability.....	0	0	0.0	0	0	0.0
9. Other liability - occurrence.....	78,195	0	0.0	49,057	0	0.0
10. Other liability - claims-made.....	0	0	0.0	0	0	0.0
11. Special property.....	6,997	0	0.0	46,366	0	0.0
12. Auto physical damage.....	33,046	0	0.0	1,016,128	0	0.0
13. Fidelity/surety.....	0	0	0.0	0	0	0.0
14. Other.....	2,678	0	0.0	23,885	0	0.0
15. International.....	0	0	0.0	0	0	0.0
16. Reinsurance - nonproportional assumed property.....	0	0	0.0	0	0	0.0
17. Reinsurance - nonproportional assumed liability.....	1,362	0	0.0	0	0	0.0
18. Reinsurance - nonproportional assumed financial lines.....	0	0	0.0	0	0	0.0
19. Products liability - occurrence.....	0	0	0.0	0	0	0.0
20. Products liability - claims-made.....	0	0	0.0	0	0	0.0
21. Financial guaranty/mortgage guaranty.....	0	0	0.0	0	0	0.0
22. Warranty.....	0	0	0.0	0	0	0.0
23. Totals	1,565,427	0	0.0	3,617,638	0	0.0

**SECTION 2**

Years in Which Policies Were Issued	Incurred Losses and Defense and Cost Containment Expenses Reported at Year End (\$000 omitted)									
	1 2008	2 2009	3 2010	4 2011	5 2012	6 2013	7 2014	8 2015	9 2016	10 2017
1. Prior.....	0	0	0	0	0	0	0	0	0	0
2. 2008.....	0	0	0	0	0	0	0	0	0	0
3. 2009.....	XXX	0	0	0	0	0	0	0	0	0
4. 2010.....	XXX	XXX	0	0	0	0	0	0	0	0
5. 2011.....	XXX	XXX	XXX	0	0	0	0	0	0	0
6. 2012.....	XXX	XXX	XXX	XXX	0	0	0	0	0	0
7. 2013.....	XXX	XXX	XXX	XXX	XXX	0	0	0	0	0
8. 2014.....	XXX	XXX	XXX	XXX	XXX	XXX	0	0	0	0
9. 2015.....	XXX	XXX	XXX	XXX	XXX	XXX	XXX	0	0	0
10. 2016.....	XXX	XXX	XXX	XXX	XXX	XXX	XXX	XXX	0	0
11. 2017.....	XXX	XXX	XXX	XXX	XXX	XXX	XXX	XXX	XXX	0

**SECTION 3**

Years in Which Policies Were Issued	Bulk and Incurred But Not Reported Reserves for Losses and Defense and Cost Containment Expenses at Year End (\$000 omitted)									
	1 2008	2 2009	3 2010	4 2011	5 2012	6 2013	7 2014	8 2015	9 2016	10 2017
1. Prior.....	0	0	0	0	0	0	0	0	0	0
2. 2008.....	0	0	0	0	0	0	0	0	0	0
3. 2009.....	XXX	0	0	0	0	0	0	0	0	0
4. 2010.....	XXX	XXX	0	0	0	0	0	0	0	0
5. 2011.....	XXX	XXX	XXX	0	0	0	0	0	0	0
6. 2012.....	XXX	XXX	XXX	XXX	0	0	0	0	0	0
7. 2013.....	XXX	XXX	XXX	XXX	XXX	0	0	0	0	0
8. 2014.....	XXX	XXX	XXX	XXX	XXX	XXX	0	0	0	0
9. 2015.....	XXX	XXX	XXX	XXX	XXX	XXX	XXX	0	0	0
10. 2016.....	XXX	XXX	XXX	XXX	XXX	XXX	XXX	XXX	0	0
11. 2017.....	XXX	XXX	XXX	XXX	XXX	XXX	XXX	XXX	XXX	0

**SCHEDULE P - PART 7B - REINSURANCE LOSS SENSITIVE CONTRACTS (continued)**

**SECTION 4**

Years in Which Policies Were Issued	Net Earned Premiums Reported At Year End (\$000 Omitted)									
	1 2008	2 2009	3 2010	4 2011	5 2012	6 2013	7 2014	8 2015	9 2016	10 2017
1. Prior.....	0	0	0	0	0	0	0	0	0	0
2. 2008.....	0	0	0	0	0	0	0	0	0	0
3. 2009.....	.XXX	0	0	0	0	0	0	0	0	0
4. 2010.....	.XXX	.XXX	0	0	0	0	0	0	0	0
5. 2011.....	.XXX	.XXX	.XXX	0	0	0	0	0	0	0
6. 2012.....	.XXX	.XXX	.XXX	.XXX	0	0	0	0	0	0
7. 2013.....	.XXX	.XXX	.XXX	.XXX	.XXX	0	0	0	0	0
8. 2014.....	.XXX	.XXX	.XXX	.XXX	.XXX	.XXX	0	0	0	0
9. 2015.....	.XXX	.XXX	.XXX	.XXX	.XXX	.XXX	.XXX	0	0	0
10. 2016.....	.XXX	.XXX	.XXX	.XXX	.XXX	.XXX	.XXX	.XXX	0	0
11. 2017.....	.XXX	.XXX	.XXX	.XXX	.XXX	.XXX	.XXX	.XXX	.XXX	0

**SECTION 5**

Years in Which Policies Were Issued	Net Reserve For Premium Adjustments And Accrued Retrospective Premiums At Year End (\$000 Omitted)									
	1 2008	2 2009	3 2010	4 2011	5 2012	6 2013	7 2014	8 2015	9 2016	10 2017
1. Prior.....	0	0	0	0	0	0	0	0	0	0
2. 2008.....	0	0	0	0	0	0	0	0	0	0
3. 2009.....	.XXX	0	0	0	0	0	0	0	0	0
4. 2010.....	.XXX	.XXX	0	0	0	0	0	0	0	0
5. 2011.....	.XXX	.XXX	.XXX	0	0	0	0	0	0	0
6. 2012.....	.XXX	.XXX	.XXX	.XXX	0	0	0	0	0	0
7. 2013.....	.XXX	.XXX	.XXX	.XXX	.XXX	0	0	0	0	0
8. 2014.....	.XXX	.XXX	.XXX	.XXX	.XXX	.XXX	0	0	0	0
9. 2015.....	.XXX	.XXX	.XXX	.XXX	.XXX	.XXX	.XXX	0	0	0
10. 2016.....	.XXX	.XXX	.XXX	.XXX	.XXX	.XXX	.XXX	.XXX	0	0
11. 2017.....	.XXX	.XXX	.XXX	.XXX	.XXX	.XXX	.XXX	.XXX	.XXX	0

**SECTION 6**

Years in Which Policies Were Issued	Incurred Adjustable Commissions Reported At Year End (\$000 Omitted)									
	1 2008	2 2009	3 2010	4 2011	5 2012	6 2013	7 2014	8 2015	9 2016	10 2017
1. Prior.....	0	0	0	0	0	0	0	0	0	0
2. 2008.....	0	0	0	0	0	0	0	0	0	0
3. 2009.....	.XXX	0	0	0	0	0	0	0	0	0
4. 2010.....	.XXX	.XXX	0	0	0	0	0	0	0	0
5. 2011.....	.XXX	.XXX	.XXX	0	0	0	0	0	0	0
6. 2012.....	.XXX	.XXX	.XXX	.XXX	0	0	0	0	0	0
7. 2013.....	.XXX	.XXX	.XXX	.XXX	.XXX	0	0	0	0	0
8. 2014.....	.XXX	.XXX	.XXX	.XXX	.XXX	.XXX	0	0	0	0
9. 2015.....	.XXX	.XXX	.XXX	.XXX	.XXX	.XXX	.XXX	0	0	0
10. 2016.....	.XXX	.XXX	.XXX	.XXX	.XXX	.XXX	.XXX	.XXX	0	0
11. 2017.....	.XXX	.XXX	.XXX	.XXX	.XXX	.XXX	.XXX	.XXX	.XXX	0

**SECTION 7**

Years in Which Policies Were Issued	Reserves For Commission Adjustments At Year End (\$000 Omitted)									
	1 2008	2 2009	3 2010	4 2011	5 2012	6 2013	7 2014	8 2015	9 2016	10 2017
1. Prior.....	0	0	0	0	0	0	0	0	0	0
2. 2008.....	0	0	0	0	0	0	0	0	0	0
3. 2009.....	.XXX	0	0	0	0	0	0	0	0	0
4. 2010.....	.XXX	.XXX	0	0	0	0	0	0	0	0
5. 2011.....	.XXX	.XXX	.XXX	0	0	0	0	0	0	0
6. 2012.....	.XXX	.XXX	.XXX	.XXX	0	0	0	0	0	0
7. 2013.....	.XXX	.XXX	.XXX	.XXX	.XXX	0	0	0	0	0
8. 2014.....	.XXX	.XXX	.XXX	.XXX	.XXX	.XXX	0	0	0	0
9. 2015.....	.XXX	.XXX	.XXX	.XXX	.XXX	.XXX	.XXX	0	0	0
10. 2016.....	.XXX	.XXX	.XXX	.XXX	.XXX	.XXX	.XXX	.XXX	0	0
11. 2017.....	.XXX	.XXX	.XXX	.XXX	.XXX	.XXX	.XXX	.XXX	.XXX	0

Annual Statement for the year 2017 of the **Metropolitan Property and Casualty Insurance Company**  
**SCHEDULE P INTERROGATORIES**

1. The following questions relate to yet-to-be-issued Extended Reporting Endorsements (EREs) arising from Death, Disability, or Retirement (DDR) provisions in Medical Professional Liability Claims-Made insurance policies. EREs provided for reasons other than DDR are not be included.
- 1.1 Does the company issue Medical Professional Liability Claims-Made insurance policies that provide tail (also known as an extended reporting endorsement, or "ERE") benefits in the event of Death, Disability, or Retirement (DDR) at a reduced charge or at no additional cost? Yes [ ] No [X]  
 If the answer to question 1.1 is "no", leave the following questions blank. If the answer to question 1.1 is "yes", please answer the following questions.
- 1.2 What is the total amount of the reserve for that provision (DDR reserve), as reported, explicitly or not, elsewhere in this statement (in dollars)? \$.....0
- 1.3 Does the company report any DDR reserve as Unearned Premium Reserve per SSAP #65? Yes [ ] No [ ]
- 1.4 Does the company report any DDR reserve as loss or loss adjustment expense reserve? Yes [ ] No [ ]
- 1.5 If the company reports DDR reserve as Unearned Premium Reserve, does that amount match the figure on the Underwriting and Investment Exhibit, Part 1A - Recapitulation of all Premiums (Page 7) Column 2, Lines 11.1 plus 11.2? Yes [ ] No [ ] N/A [ ]
- 1.6 If the company reports DDR reserve as loss or loss adjustment expense reserve, please complete the following table corresponding to where these reserves are reported in Schedule P:

Years in Which Premiums Were Earned and Losses Were Incurred		DDR Reserve Included in Schedule P, Part 1F, Medical Professional Liability Column 24: Total Net Losses and Expenses Unpaid	
		1 Section 1: Occurrence	2 Section 2: Claims-Made
1.601	Prior.....	.....0	.....0
1.602	2008.....	.....0	.....0
1.603	2009.....	.....0	.....0
1.604	2010.....	.....0	.....0
1.605	2011.....	.....0	.....0
1.606	2012.....	.....0	.....0
1.607	2013.....	.....0	.....0
1.608	2014.....	.....0	.....0
1.609	2015.....	.....0	.....0
1.610	2016.....	.....0	.....0
1.611	2017.....	.....0	.....0
1.612	Totals.....	.....0	.....0

2. The definition of allocated loss adjustment expenses (ALAE) and, therefore, unallocated loss adjustment expenses (ULAE) was changed effective January 1, 1998. This change in definition applies to both paid and unpaid expenses. Are these expenses (now reported as "Defense and Cost Containment" and "Adjusting and Other") reported in compliance with these definitions in this statement? Yes [X] No [ ]

3. The Adjusting and Other expense payments and reserves should be allocated to the years in which the losses were incurred based on the number of claims reported, closed and outstanding in those years. When allocating Adjusting and Other expense between companies in a group or a pool, the Adjusting and Other expense should be allocated in the same percentage used for the loss amounts and the claim counts. For reinsurers, Adjusting and Other expense assumed should be reported according to the reinsurance contract. For Adjusting and Other expense incurred by reinsurers, or in those situations where suitable claim count information is not available, Adjusting and Other expense should be allocated by a reasonable method determined by the company and described in Interrogatory 7, below. Are they so reported in this statement? Yes [X] No [ ]

4. Do any lines in Schedule P include reserves that are reported gross of any discount to present value of future payments, and that are reported net of such discounts on Page 10? Yes [ ] No [X]

If yes, proper disclosure must be made in the Notes to Financial Statements, as specified in the Instructions. Also, the discounts must be reported in Schedule P - Part 1, Columns 32 and 33.

Schedule P must be completed gross of non-tabular discounting. Work papers relating to discount calculations must be available for examination upon request.

Discounting is allowed only if expressly permitted by the state insurance department to which this Annual Statement is being filed.

5. What were the net premiums in force at the end of the year for: (in thousands of dollars)
- 5.1 Fidelity \$.....0
- 5.2 Surety \$.....0

6. Claim count information is reported per claim or per claimant. (Indicate which). PER CLAIM  
 If not the same in all years, explain in Interrogatory 7.

- 7.1 The information provided in Schedule P will be used by many persons to estimate the adequacy of the current loss and expense reserves, among other things. Are there any especially significant events, coverage, retention or accounting changes that have occurred that must be considered when making such analyses? Yes [X] No [ ]

- 7.2 An extended statement may be attached.  
Effective January 1, 2001, the company entered into a 100% Restated Quota Share Reinsurance Agreement with its subsidiary companies. The company assumes 100% interest in each of the subsidiaries' gross net liabilities and its premiums, losses, expenses, payment fees, dividends and direct agents balance.



**SCHEDULE T - PART 2**

**INTERSTATE COMPACT - EXHIBIT OF PREMIUMS WRITTEN**

Allocated by States and Territories

States, Etc.		Direct Business Only					Totals
		1 Life (Group and Individual)	2 Annuities (Group and Individual)	3 Disability Income (Group and Individual)	4 Long-Term Care (Group and Individual)	5 Deposit-Type Contracts	
1. Alabama.....AL	0	0	0	0	0	0	
2. Alaska.....AK	0	0	0	0	0	0	
3. Arizona.....AZ	0	0	0	0	0	0	
4. Arkansas.....AR	0	0	0	0	0	0	
5. California.....CA	0	0	0	0	0	0	
6. Colorado.....CO	0	0	0	0	0	0	
7. Connecticut.....CT	0	0	0	0	0	0	
8. Delaware.....DE	0	0	0	0	0	0	
9. District of Columbia.....DC	0	0	0	0	0	0	
10. Florida.....FL	0	0	0	0	0	0	
11. Georgia.....GA	0	0	0	0	0	0	
12. Hawaii.....HI	0	0	0	0	0	0	
13. Idaho.....ID	0	0	0	0	0	0	
14. Illinois.....IL	0	0	0	0	0	0	
15. Indiana.....IN	0	0	0	0	0	0	
16. Iowa.....IA	0	0	0	0	0	0	
17. Kansas.....KS	0	0	0	0	0	0	
18. Kentucky.....KY	0	0	0	0	0	0	
19. Louisiana.....LA	0	0	0	0	0	0	
20. Maine.....ME	0	0	0	0	0	0	
21. Maryland.....MD	0	0	0	0	0	0	
22. Massachusetts.....MA	0	0	0	0	0	0	
23. Michigan.....MI	0	0	0	0	0	0	
24. Minnesota.....MN	0	0	0	0	0	0	
25. Mississippi.....MS	0	0	0	0	0	0	
26. Missouri.....MO	0	0	0	0	0	0	
27. Montana.....MT	0	0	0	0	0	0	
28. Nebraska.....NE	0	0	0	0	0	0	
29. Nevada.....NV	0	0	0	0	0	0	
30. New Hampshire.....NH	0	0	0	0	0	0	
31. New Jersey.....NJ	0	0	0	0	0	0	
32. New Mexico.....NM	0	0	0	0	0	0	
33. New York.....NY	0	0	0	0	0	0	
34. North Carolina.....NC	0	0	0	0	0	0	
35. North Dakota.....ND	0	0	0	0	0	0	
36. Ohio.....OH	0	0	0	0	0	0	
37. Oklahoma.....OK	0	0	0	0	0	0	
38. Oregon.....OR	0	0	0	0	0	0	
39. Pennsylvania.....PA	0	0	0	0	0	0	
40. Rhode Island.....RI	0	0	0	0	0	0	
41. South Carolina.....SC	0	0	0	0	0	0	
42. South Dakota.....SD	0	0	0	0	0	0	
43. Tennessee.....TN	0	0	0	0	0	0	
44. Texas.....TX	0	0	0	0	0	0	
45. Utah.....UT	0	0	0	0	0	0	
46. Vermont.....VT	0	0	0	0	0	0	
47. Virginia.....VA	0	0	0	0	0	0	
48. Washington.....WA	0	0	0	0	0	0	
49. West Virginia.....WV	0	0	0	0	0	0	
50. Wisconsin.....WI	0	0	0	0	0	0	
51. Wyoming.....WY	0	0	0	0	0	0	
52. American Samoa.....AS	0	0	0	0	0	0	
53. Guam.....GU	0	0	0	0	0	0	
54. Puerto Rico.....PR	0	0	0	0	0	0	
55. US Virgin Islands.....VI	0	0	0	0	0	0	
56. Northern Mariana Islands.....MP	0	0	0	0	0	0	
57. Canada.....CAN	0	0	0	0	0	0	
58. Aggregate Other Alien.....OT	0	0	0	0	0	0	
59. Totals.....	0	0	0	0	0	0	

**NONE**

# SCHEDULE Y

## PART 1A - DETAIL OF INSURANCE HOLDING COMPANY SYSTEM

1	2	3	4	5	6	7	8	9	10	11	12	13	14	15	16
Group Code	Group Name	NAIC Company Code	ID Number	Federal RSSD	CIK	Name of Securities Exchange if Publicly Traded (U.S. or International)	Names of Parent, Subsidiaries or Affiliates	Domiciliary Location	Relationship to Reporting Entity	Directly Controlled by (Name of Entity/Person)	Type of Control (Ownership Board, Management, Attorney-in-Fact, Influence, Other)	If Control is Ownership Provide Percentage	Ultimate Controlling Entity(ies)/Person(s)	Is an SCA Filing Required? (Y/N)	*
<b>Members</b>															
0241	MetLife.....	00000..	13-4075851..	2945824	1099219	NYSE, ISE.....	MetLife, Inc.....	DE.....	UDP.....	Board of Directors.....	Board of Directors	.....0.0	Board of Directors.....	..Y.....	0.....
0241	MetLife.....	65978..	13-5581829..	1583845	937834		Metropolitan Life Insurance Company.....	NY.....	IA.....	MetLife, Inc.....	Ownership.....	100.0	MetLife, Inc.....	..N.....	0.....
0241	MetLife.....	00000..	20-2985998..	0	0		500 Grant Street GP, LLC.....	DE.....	NIA.....	Metropolitan Life Insurance Company.....	Ownership.....	100.0	MetLife, Inc.....	..N.....	0.....
0241	MetLife.....	00000..		0	0		500 Grant Street Associates Limited Partnership	CT.....	NIA.....	Metropolitan Life Insurance Company.....	Ownership.....	99.0	MetLife, Inc.....	..N.....	0.....
0241	MetLife.....	00000..		0	0		500 Grant Street Associates Limited Partnership	CT.....	NIA.....	500 Grant Street GP LLC.....	Ownership.....	1.0	MetLife, Inc.....	..N.....	0.....
0241	MetLife.....	00000..	22-3140349..	0	0		MetLife Retirement Services LLC.....	NJ.....	NIA.....	Metropolitan Life Insurance Company.....	Ownership.....	100.0	MetLife, Inc.....	..N.....	0.....
0241	MetLife.....	63665..	43-0285930..	0	728240		General American Life Insurance Company.....	MO.....	IA.....	MetLife, Inc.....	Ownership.....	100.0	MetLife, Inc.....	..N.....	0.....
0241	MetLife.....	00000..	45-2420223..	0	0		GALIC Holdings LLC.....	DE.....	NIA.....	General American Life Insurance Company.....	Ownership.....	100.0	MetLife, Inc.....	..N.....	0.....
0241	MetLife.....	00000..		0	0		MLIC CB Holdings LLC.....	DE.....	NIA.....	Metropolitan Life Insurance Company.....	Ownership.....	100.0	MetLife, Inc.....	..N.....	0.....
0241	MetLife.....	00000..		0	0		HPZ Assets LLC.....	DE.....	NIA.....	Metropolitan Life Insurance Company.....	Ownership.....	100.0	MetLife, Inc.....	..N.....	0.....
0241	MetLife.....	00000..		0	0		Alternative Fuels I, LLC.....	DE.....	NIA.....	Metropolitan Life Insurance Company.....	Ownership.....	100.0	MetLife, Inc.....	..N.....	0.....
0241	MetLife.....	00000..	46-0800386..	0	0		CC Holdco Manager, LLC.....	DE.....	NIA.....	Metropolitan Life Insurance Company.....	Ownership.....	100.0	MetLife, Inc.....	..N.....	0.....
0241	MetLife.....	00000..	13-5581829..	0	0		MetLife Private Equity Holdings, LLC.....	DE.....	NIA.....	MetLife SP Holdings, LLC.....	Ownership.....	100.0	MetLife, Inc.....	..N.....	0.....
0241	MetLife.....	00000..		0	0		Euro CL Investments LLC.....	DE.....	NIA.....	Metropolitan Life Insurance Company.....	Ownership.....	100.0	MetLife, Inc.....	..N.....	0.....
0241	MetLife.....	00000..		0	0		1001 Properties, LLC.....	DE.....	NIA.....	Metropolitan Life Insurance Company.....	Ownership.....	100.0	MetLife, Inc.....	..N.....	0.....
0241	MetLife.....	00000..		0	0		6104 Hollywood, LLC.....	DE.....	NIA.....	Metropolitan Life Insurance Company.....	Ownership.....	100.0	MetLife, Inc.....	..N.....	0.....
0241	MetLife.....	00000..		0	0		The Building at 575 Fifth Avenue Mezzanine LLC	DE.....	NIA.....	Metropolitan Life Insurance Company.....	Ownership.....	100.0	MetLife, Inc.....	..N.....	0.....
0241	MetLife.....	00000..		0	0		The Building at 575 Fifth Retail Holding LLC.....	DE.....	NIA.....	The Building at 575 Fifth Avenue Mezzanine LLC	Ownership.....	100.0	MetLife, Inc.....	..N.....	0.....
0241	MetLife.....	00000..		0	0		The Building at 575 Fifth Retail Owner LLC.....	DE.....	NIA.....	The Building at 575 Fifth Retail Holding LLC.....	Ownership.....	100.0	MetLife, Inc.....	..N.....	0.....
0241	MetLife.....	00000..	20-8254446..	0	0		10700 Wilshire, LLC.....	DE.....	NIA.....	Metropolitan Life Insurance Company.....	Ownership.....	100.0	MetLife, Inc.....	..N.....	0.....
0241	MetLife.....	00000..		0	0		Sandpiper Cove Associates II, LLC.....	DE.....	NIA.....	Metropolitan Life Insurance Company.....	Ownership.....	100.0	MetLife, Inc.....	..N.....	0.....
0241	MetLife.....	00000..		0	0		ML Mililani Member, LLC.....	DE.....	NIA.....	Metropolitan Life Insurance Company.....	Ownership.....	95.0	MetLife, Inc.....	..N.....	0.....
0241	MetLife.....	00000..		0	0		ML Mililani Member, LLC.....	DE.....	NIA.....	General American Life Insurance Company.....	Ownership.....	5.0	MetLife, Inc.....	..N.....	0.....
0241	MetLife.....	00000..	47-5228317..	0	0		MCPP Owners, LLC.....	DE.....	NIA.....	Metropolitan Life Insurance Company.....	Ownership.....	84.5	MetLife, Inc.....	..N.....	0.....
0241	MetLife.....	00000..	47-5228317..	0	0		MCPP Owners, LLC.....	DE.....	NIA.....	General American Life Insurance Company.....	Ownership.....	0.6	MetLife, Inc.....	..N.....	0.....
0241	MetLife.....	00000..	47-5228317..	0	0		MCPP Owners, LLC.....	DE.....	NIA.....	Metropolitan Tower Life Insurance Company.....	Ownership.....	1.6	MetLife, Inc.....	..N.....	0.....
0241	MetLife.....	00000..	47-5228317..	0	0		MCPP Owners, LLC.....	DE.....	NIA.....	MTL Leasing, LLC.....	Ownership.....	13.3	MetLife, Inc.....	..N.....	0.....
0241	MetLife.....	00000..	20-3700390..	0	0		Viridian Miracle Mile, LLC.....	DE.....	NIA.....	Metropolitan Life Insurance Company.....	Ownership.....	100.0	MetLife, Inc.....	..N.....	0.....
0241	MetLife.....	00000..	98-1107266..	0	0		MetLife Canada Solar ULC.....	CAN.....	NIA.....	MetLife Capital, Limited Partnership.....	Ownership.....	100.0	MetLife, Inc.....	..N.....	0.....
0241	MetLife.....	00000..		4275534	0		MetLife Investments Asia Limited (Hong Kong).	HKG.....	NIA.....	MetLife Investment Management Holdings (Ireland) Limited	Ownership.....	100.0	MetLife, Inc.....	..N.....	0.....

# SCHEDULE Y

## PART 1A - DETAIL OF INSURANCE HOLDING COMPANY SYSTEM

1	2	3	4	5	6	7	8	9	10	11	12	13	14	15	16
Group Code	Group Name	NAIC Company Code	ID Number	Federal RSSD	CIK	Name of Securities Exchange if Publicly Traded (U.S. or International)	Names of Parent, Subsidiaries or Affiliates	Domiciliary Location	Relationship to Reporting Entity	Directly Controlled by (Name of Entity/Person)	Type of Control (Ownership Board, Management, Attorney-in-Fact, Influence, Other)	If Control is Ownership Provide Percentage	Ultimate Controlling Entity(ies)/Person(s)	Is an SCA Filing Required? (Y/N)	*
0241	MetLife.....	00000..		4254427	.....0		MetLife Investments Limited (UK).....	GBR.....	NIA.....	Metropolitan Life Insurance Company.....	Ownership.....	.....99.0	MetLife, Inc.....	...Y.....	0.....
0241	MetLife.....	00000..		4254427	.....0		MetLife Investments Limited (UK).....	GBR.....	NIA.....	23rd Street Investments, Inc.....	Ownership.....	.....1.0	MetLife, Inc.....	...Y.....	0.....
0241	MetLife.....	00000..		4254445	.....0		MetLife Latin America Asesorias e Inversiones Limitada (Chile)	CHL.....	NIA.....	Metropolitan Life Insurance Company.....	Ownership.....	.....100.0	MetLife, Inc.....	...N.....	0.....
0241	MetLife.....	00000..		4254445	.....0		MetLife Latin America Asesorias e Inversiones Limitada (Chile)	CHL.....	NIA.....	23rd Street Investments, Inc.....	Ownership.....	.....0.0	MetLife, Inc.....	...N.....	0.....
0241	MetLife.....	00000..	86-1176467..	.....0	.....0		MEX DF Properties, LLC.....	DE.....	NIA.....	Metropolitan Life Insurance Company.....	Ownership.....	.....100.0	MetLife, Inc.....	...N.....	0.....
0241	MetLife.....	00000..		.....0	.....0		MPLife, S. de. R. L. de C.V.....	MEX.....	NIA.....	MEX DF Properties, LLC.....	Ownership.....	.....100.0	MetLife, Inc.....	...N.....	0.....
0241	MetLife.....	00000..		.....0	.....0		MPLife, S. de. R. L. de C.V.....	MEX.....	NIA.....	Euro CL Investments LLC.....	Ownership.....	.....0.0	MetLife, Inc.....	...N.....	0.....
0241	MetLife.....	00000..	55-0891973..	.....0	.....0		Corporate Real Estate Holdings, LLC.....	DE.....	NIA.....	Metropolitan Life Insurance Company.....	Ownership.....	.....100.0	MetLife, Inc.....	...N.....	0.....
0241	MetLife.....	00000..		.....0	.....0		WFP 1000 Holding Company GP, LLC.....	DE.....	NIA.....	Metropolitan Life Insurance Company.....	Ownership.....	.....100.0	MetLife, Inc.....	...N.....	0.....
0241	MetLife.....	00000..		.....0	.....0		MSV Irvine Property, LLC.....	DE.....	NIA.....	Metropolitan Life Insurance Company.....	Ownership.....	.....96.0	MetLife, Inc.....	...N.....	0.....
0241	MetLife.....	00000..		.....0	.....0		MSV Irvine Property, LLC.....	DE.....	NIA.....	Metropolitan Tower Realty Company, Inc.....	Ownership.....	.....4.0	MetLife, Inc.....	...N.....	0.....
0241	MetLife.....	00000..	13-3619870..	.....0	.....0		23rd Street Investments, Inc.....	DE.....	NIA.....	Metropolitan Life Insurance Company.....	Ownership.....	.....100.0	MetLife, Inc.....	...Y.....	0.....
0241	MetLife.....	00000..	06-1193029..	.....0	.....0		MetLife Capital Credit L.P.....	DE.....	NIA.....	Metropolitan Life Insurance Company.....	Ownership.....	.....99.0	MetLife, Inc.....	...N.....	0.....
0241	MetLife.....	00000..	06-1193029..	.....0	.....0		MetLife Capital Credit L.P.....	DE.....	NIA.....	23rd Street Investments, Inc.....	Ownership.....	.....1.0	MetLife, Inc.....	...N.....	0.....
0241	MetLife.....	00000..	91-1273824..	.....0	.....0		MetLife Capital, Limited Partnership.....	DE.....	NIA.....	Metropolitan Life Insurance Company.....	Ownership.....	.....99.0	MetLife, Inc.....	...N.....	0.....
0241	MetLife.....	00000..	91-1273824..	.....0	.....0		MetLife Capital, Limited Partnership.....	DE.....	NIA.....	23rd Street Investments, Inc.....	Ownership.....	.....1.0	MetLife, Inc.....	...N.....	0.....
0241	MetLife.....	00000..		.....0	.....0		Long Island Solar Farm, LLC.....	DE.....	NIA.....	Brighthouse Renewables Holding, LLC.....	Ownership.....	.....9.6	MetLife, Inc.....	...N.....	0.....
0241	MetLife.....	00000..		.....0	.....0		Long Island Solar Farm, LLC.....	DE.....	NIA.....	MetLife Capital, Limited Partnership.....	Ownership.....	.....90.4	MetLife, Inc.....	...N.....	0.....
0241	MetLife.....	00000..	43-1822723..	4275507	.....0		Missouri Reinsurance, Inc.....	CYM.....	IA.....	Metropolitan Life Insurance Company.....	Ownership.....	.....100.0	MetLife, Inc.....	...Y.....	0.....
0241	MetLife.....	00000..	13-3237278..	.....0	.....0		MetLife Holdings, Inc.....	DE.....	NIA.....	Metropolitan Life Insurance Company.....	Ownership.....	.....100.0	MetLife, Inc.....	...Y.....	0.....
0241	MetLife.....	00000..	13-3237275..	.....0	.....0		MetLife Credit Corp.....	DE.....	NIA.....	MetLife Holdings, Inc. (DE).....	Ownership.....	.....100.0	MetLife, Inc.....	...N.....	0.....
0241	MetLife.....	00000..	13-3237277..	.....0	.....0		MetLife Funding, Inc.....	DE.....	NIA.....	MetLife Holdings, Inc. (DE).....	Ownership.....	.....100.0	MetLife, Inc.....	...N.....	0.....
0241	MetLife.....	00000..		.....0	.....0		85 Broad Street Mezzanine LLC.....	DE.....	NIA.....	Metropolitan Life Insurance Company.....	Ownership.....	.....100.0	MetLife, Inc.....	...N.....	0.....
0241	MetLife.....	00000..	46-5563450..	.....0	.....0		Buford Logistics Center, LLC.....	DE.....	NIA.....	Metropolitan Life Insurance Company.....	Ownership.....	.....100.0	MetLife, Inc.....	...N.....	0.....
0241	MetLife.....	00000..		.....0	.....0		MetLife Park Tower Member, LLC.....	DE.....	NIA.....	Metropolitan Life Insurance Company.....	Ownership.....	.....100.0	MetLife, Inc.....	...N.....	0.....
0241	MetLife.....	00000..	47-5505232..	.....0	.....0		Park Tower REIT, Inc.....	DE.....	NIA.....	MetLife Park Tower Member, LLC.....	Ownership.....	.....100.0	MetLife, Inc.....	...N.....	0.....
0241	MetLife.....	00000..		.....0	.....0		Park Tower JV Member, LLC.....	DE.....	NIA.....	Park Tower REIT, Inc.....	Ownership.....	.....100.0	MetLife, Inc.....	...N.....	0.....
0241	MetLife.....	00000..	82-1637862..	.....0	.....0		MetLife Chino Member, LLC.....	DE.....	NIA.....	Metropolitan Life Insurance Company.....	Ownership.....	.....100.0	MetLife, Inc.....	...N.....	0.....
0241	MetLife.....	00000..	13-3170235..	.....0	.....0		Metropolitan Tower Realty Company, Inc.....	DE.....	NIA.....	Metropolitan Life Insurance Company.....	Ownership.....	.....100.0	MetLife, Inc.....	...Y.....	0.....
0241	MetLife.....	00000..	01-0855028..	.....0	.....0		Midtown Heights, LLC.....	DE.....	NIA.....	Metropolitan Tower Realty Company, Inc.....	Ownership.....	.....100.0	MetLife, Inc.....	...N.....	0.....
0241	MetLife.....	00000..	43-6026902..	.....0	.....0		White Oak Royalty Company.....	OK.....	NIA.....	Metropolitan Life Insurance Company.....	Ownership.....	.....100.0	MetLife, Inc.....	...Y.....	0.....
0241	MetLife.....	00000..	30-0777814..	.....0	.....0		Marketplace Residences, LLC.....	DE.....	NIA.....	Metropolitan Life Insurance Company.....	Ownership.....	.....100.0	MetLife, Inc.....	...N.....	0.....
0241	MetLife.....	00000..	26-2853672..	.....0	.....0		MLIC Asset Holdings LLC.....	DE.....	NIA.....	Metropolitan Life Insurance Company.....	Ownership.....	.....100.0	MetLife, Inc.....	...N.....	0.....
0241	MetLife.....	00000..		.....0	.....0		MetLife Properties Ventures, LLC.....	DE.....	NIA.....	Metropolitan Life Insurance Company.....	Ownership.....	.....100.0	MetLife, Inc.....	...N.....	0.....
0241	MetLife.....	00000..	22-2375428..	.....0	.....0		Transmountain Land & Livestock Company.....	MT.....	NIA.....	Metropolitan Life Insurance Company.....	Ownership.....	.....100.0	MetLife, Inc.....	...Y.....	0.....

97.1

# SCHEDULE Y

## PART 1A - DETAIL OF INSURANCE HOLDING COMPANY SYSTEM

1	2	3	4	5	6	7	8	9	10	11	12	13	14	15	16
Group Code	Group Name	NAIC Company Code	ID Number	Federal RSSD	CIK	Name of Securities Exchange if Publicly Traded (U.S. or International)	Names of Parent, Subsidiaries or Affiliates	Domiciliary Location	Relationship to Reporting Entity	Directly Controlled by (Name of Entity/Person)	Type of Control (Ownership Board, Management, Attorney-in-Fact, Influence, Other)	If Control is Ownership Provide Percentage	Ultimate Controlling Entity(ies)/Person(s)	Is an SCA Filing Required? (Y/N)	*
0241	MetLife.....	00000..	34-1650967..	.....0	.....0		Hyatt Legal Plans, Inc.....	DE.....	NIA.....	Metropolitan Life Insurance Company.....	Ownership.....	.....100.0	MetLife, Inc.....	...Y.....	0.....
0241	MetLife.....	00000..	34-1631590..	.....0	.....0		Hyatt Legal Plans of Florida, Inc.....	FL.....	NIA.....	Hyatt Legal Plans, Inc.....	Ownership.....	.....100.0	MetLife, Inc.....	...N.....	0.....
0241	MetLife.....	00000..	27-0226554..	.....0	.....0		MLIC Asset Holdings II LLC.....	DE.....	NIA.....	Metropolitan Life Insurance Company.....	Ownership.....	.....100.0	MetLife, Inc.....	...N.....	0.....
0241	MetLife.....	00000..	30-0756430..	.....0	.....0		EI Conquistador MAH II LLC.....	DE.....	NIA.....	MLIC Asset Holdings II LLC.....	Ownership.....	.....100.0	MetLife, Inc.....	...N.....	0.....
0241	MetLife.....	00000..		.....0	.....0		MetLife RC SF Member, LLC.....	DE.....	NIA.....	Metropolitan Life Insurance Company.....	Ownership.....	.....100.0	MetLife, Inc.....	...N.....	0.....
0241	MetLife.....	00000..	20-3221642..	.....0	.....0		MetLife Mall Ventures Limited Partnership.....	DE.....	NIA.....	Metropolitan Life Insurance Company.....	Ownership.....	.....99.0	MetLife, Inc.....	...N.....	0.....
0241	MetLife.....	00000..	20-3221642..	.....0	.....0		MetLife Mall Ventures Limited Partnership.....	DE.....	NIA.....	Metropolitan Tower Realty Company, Inc.....	Ownership.....	.....1.0	MetLife, Inc.....	...N.....	0.....
0241	MetLife.....	00000..	20-8349277..	.....0	.....0		Sandpiper Cove Associates, LLC.....	DE.....	NIA.....	Metropolitan Life Insurance Company.....	Ownership.....	.....90.6	MetLife, Inc.....	...N.....	0.....
0241	MetLife.....	00000..	20-8349277..	.....0	.....0		Sandpiper Cove Associates, LLC.....	DE.....	NIA.....	Metropolitan Tower Realty Company, Inc.....	Ownership.....	.....9.4	MetLife, Inc.....	...N.....	0.....
0241	MetLife.....	00000..	13-4047186..	.....0	.....0		MetLife Tower Resources Group, Inc.....	DE.....	NIA.....	Metropolitan Life Insurance Company.....	Ownership.....	.....100.0	MetLife, Inc.....	...Y.....	0.....
0241	MetLife.....	00000..		.....0	.....0		Housing Fund Manager, LLC.....	DE.....	NIA.....	Metropolitan Life Insurance Company.....	Ownership.....	.....100.0	MetLife, Inc.....	...N.....	0.....
0241	MetLife.....	00000..	26-0405155..	.....0	.....0		MTC Fund I, LLC.....	DE.....	NIA.....	Housing Fund Manager, LLC.....	Management.....	.....0.0	MetLife, Inc.....	...N.....	0.....
0241	MetLife.....	00000..		.....0	.....0		MTC Fund II, LLC.....	DE.....	NIA.....	Housing Fund Manager, LLC.....	Management.....	.....0.0	MetLife, Inc.....	...N.....	0.....
0241	MetLife.....	00000..	14-2013939..	.....0	.....0		MTC Fund III, LLC.....	DE.....	NIA.....	Housing Fund Manager, LLC.....	Management.....	.....0.0	MetLife, Inc.....	...N.....	0.....
0241	MetLife.....	00000..	13-4078322..	.....0	.....0		334 Madison Euro Investments, Inc.....	DE.....	NIA.....	Metropolitan Life Insurance Company.....	Ownership.....	.....100.0	MetLife, Inc.....	...Y.....	0.....
0241	MetLife.....	00000..		.....0	.....0		St. James Fleet Investments Two Limited.....	CYM.....	NIA.....	Metropolitan Life Insurance Company.....	Ownership.....	.....100.0	MetLife, Inc.....	...Y.....	0.....
0241	MetLife.....	00000..		.....0	.....0		Park Twenty Three Investments Company (UK)	GBR.....	NIA.....	St. James Fleet Investments Two Limited.....	Ownership.....	.....100.0	MetLife, Inc.....	...N.....	0.....
0241	MetLife.....	00000..		.....0	.....0		Convent Station Euro Investments Four Company (UK)	GBR.....	NIA.....	Park Twenty Three Investments Company.....	Ownership.....	.....100.0	MetLife, Inc.....	...N.....	0.....
0241	MetLife.....	00000..		.....0	.....0		OMI MLIC Investments Limited.....	CYM.....	NIA.....	Convent Station Euro Investments Four Company	Ownership.....	.....100.0	MetLife, Inc.....	...N.....	0.....
0241	MetLife.....	00000..	46-3608641..	.....0	.....0		ML Swan Mezz, LLC.....	DE.....	NIA.....	Metropolitan Life Insurance Company.....	Ownership.....	.....100.0	MetLife, Inc.....	...N.....	0.....
0241	MetLife.....	00000..	46-3589015..	.....0	.....0		ML Swan GP, LLC.....	DE.....	NIA.....	ML Swan Mezz, LLC.....	Ownership.....	.....100.0	MetLife, Inc.....	...N.....	0.....
0241	MetLife.....	00000..	46-3616798..	.....0	.....0		ML Dolphin Mezz, LLC.....	DE.....	NIA.....	Metropolitan Life Insurance Company.....	Ownership.....	.....100.0	MetLife, Inc.....	...N.....	0.....
0241	MetLife.....	00000..		.....0	.....0		ML Sentinel Square Member, LLC.....	DE.....	NIA.....	Metropolitan Life Insurance Company.....	Ownership.....	.....100.0	MetLife, Inc.....	...N.....	0.....
0241	MetLife.....	00000..		.....0	.....0		MetLife Securitization Depositor LLC.....	DE.....	NIA.....	Metropolitan Life Insurance Company.....	Ownership.....	.....100.0	MetLife, Inc.....	...N.....	0.....
0241	MetLife.....	00000..	46-3593573..	.....0	.....0		ML Dolphin GP, LLC.....	DE.....	NIA.....	ML Dolphin Mezz, LLC.....	Ownership.....	.....100.0	MetLife, Inc.....	...N.....	0.....
0241	MetLife.....	00000..		.....0	.....0		Haskell East Village, LLC.....	DE.....	NIA.....	Metropolitan Life Insurance Company.....	Ownership.....	.....100.0	MetLife, Inc.....	...N.....	0.....
0241	MetLife.....	00000..	46-3426206..	.....0	.....0		MetLife Cabo Hilton Member, LLC.....	DE.....	NIA.....	Metropolitan Life Insurance Company.....	Ownership.....	.....83.1	MetLife, Inc.....	...N.....	0.....
0241	MetLife.....	00000..	46-3426206..	.....0	.....0		MetLife Cabo Hilton Member, LLC.....	DE.....	NIA.....	General American Life Insurance Company....	Ownership.....	.....16.9	MetLife, Inc.....	...N.....	0.....
0241	MetLife.....	00000..	46-0803970..	.....0	.....0		MetLife CC Member, LLC.....	DE.....	NIA.....	Metropolitan Life Insurance Company.....	Ownership.....	.....95.1	MetLife, Inc.....	...N.....	0.....
0241	MetLife.....	00000..	46-0803970..	.....0	.....0		MetLife CC Member, LLC.....	DE.....	NIA.....	General American Life Insurance Company....	Ownership.....	.....4.9	MetLife, Inc.....	...N.....	0.....
0241	MetLife.....	00000..	13-5581829..	.....0	.....0		MetLife SP Holdings, LLC.....	DE.....	NIA.....	Metropolitan Life Insurance Company.....	Ownership.....	.....100.0	MetLife, Inc.....	...N.....	0.....
0241	MetLife.....	00000..	80-0821598..	.....0	.....0		Oconee Hotel Company, LLC.....	DE.....	NIA.....	Metropolitan Life Insurance Company.....	Ownership.....	.....100.0	MetLife, Inc.....	...N.....	0.....
0241	MetLife.....	00000..	80-0823015..	.....0	.....0		Oconee Land Company, LLC.....	DE.....	NIA.....	Metropolitan Life Insurance Company.....	Ownership.....	.....100.0	MetLife, Inc.....	...N.....	0.....

97.2

## SCHEDULE Y

### PART 1A - DETAIL OF INSURANCE HOLDING COMPANY SYSTEM

1	2	3	4	5	6	7	8	9	10	11	12	13	14	15	16	
Group Code	Group Name	NAIC Company Code	ID Number	Federal RSSD	CIK	Name of Securities Exchange if Publicly Traded (U.S. or International)	Names of Parent, Subsidiaries or Affiliates	Domiciliary Location	Relationship to Reporting Entity	Directly Controlled by (Name of Entity/Person)	Type of Control (Ownership Board, Management, Attorney-in-Fact, Influence, Other)	If Control is Ownership Provide Percentage	Ultimate Controlling Entity(ies)/Person(s)	Is an SCA Filing Required? (Y/N)	*	
0241	MetLife.....	00000..	80-0823413..				Oconee Land Development Company, LLC.....	DE.....	NIA.....	Oconee Land Company, LLC.....	Ownership.....	100.0	MetLife, Inc.....	.....N.....	0.....	
0241	MetLife.....	00000..	90-0853553..				Oconee Golf Company, LLC.....	DE.....	NIA.....	Oconee Land Company, LLC.....	Ownership.....	100.0	MetLife, Inc.....	.....N.....	0.....	
0241	MetLife.....	00000..	37-1694299..				Oconee Marina Company, LLC.....	DE.....	NIA.....	Oconee Land Company, LLC.....	Ownership.....	100.0	MetLife, Inc.....	.....N.....	0.....	
0241	MetLife.....	00000..					1201 TAB Manager, LLC.....	DE.....	NIA.....	Metropolitan Life Insurance Company.....	Ownership.....	100.0	MetLife, Inc.....	.....N.....	0.....	
0241	MetLife.....	00000..					MetLife 1201 TAB Member, LLC.....	DE.....	NIA.....	Metropolitan Life Insurance Company.....	Ownership.....	96.9	MetLife, Inc.....	.....N.....	0.....	
0241	MetLife.....	00000..					MetLife 1201 TAB Member, LLC.....	DE.....	DS.....	Metropolitan Property and Casualty Insurance Company.....	Ownership.....	3.1	MetLife, Inc.....	.....N.....	0.....	
0241	MetLife.....	00000..					MetLife LHH Member, LLC.....	DE.....	NIA.....	Metropolitan Life Insurance Company.....	Ownership.....	99.0	MetLife, Inc.....	.....N.....	0.....	
0241	MetLife.....	00000..					MetLife LHH Member, LLC.....	DE.....	NIA.....	General American Life Insurance Company .....	Ownership.....	1.0	MetLife, Inc.....	.....N.....	0.....	
0241	MetLife.....	00000..			0	0	1925 WJC Owner, LLC (DE) .....	DE.....	NIA.....	Metropolitan Life Insurance Company.....	Ownership.....	100.0	MetLife, Inc.....	.....N.....	0.....	
0241	MetLife.....	00000..	26-1762232..				Boulevard Residential, LLC.....	DE.....	NIA.....	Metropolitan Life Insurance Company.....	Ownership.....	100.0	MetLife, Inc.....	.....N.....	0.....	
0241	MetLife.....	00000..			0	0	MetLife Ontario Street Member, LLC (DE) .....	DE.....	NIA.....	Metropolitan Life Insurance Company.....	Ownership.....	100.0	MetLife, Inc.....	.....N.....	0.....	
0241	MetLife.....	00000..	46-4158087..				MetLife 555 12th Member, LLC.....	DE.....	NIA.....	Metropolitan Life Insurance Company.....	Ownership.....	94.6	MetLife, Inc.....	.....N.....	0.....	
0241	MetLife.....	00000..	46-4158087..				MetLife 555 12th Member, LLC.....	DE.....	NIA.....	General American Life Insurance Company.....	Ownership.....	5.4	MetLife, Inc.....	.....N.....	0.....	
0241	MetLife.....	00000..			0	0	150 North Riverside PE Member, LLC.....	DE.....	NIA.....	Metropolitan Life Insurance Company.....	Ownership.....	81.5	MetLife, Inc.....	.....N.....	0.....	
0241	MetLife.....	00000..			0	0	150 North Riverside PE Member, LLC.....	DE.....	NIA.....	General American Life Insurance Company .....	Ownership.....	13.3	MetLife, Inc.....	.....N.....	0.....	
0241	MetLife.....	00000..			0	0	150 North Riverside PE Member, LLC.....	DE.....	NIA.....	Metropolitan Tower Life Insurance Company... ..	Ownership.....	5.2	MetLife, Inc.....	.....N.....	0.....	
0241	MetLife.....	00000..	47-2085444..				ML-AI MetLife Member 2, LLC.....	DE.....	NIA.....	Metropolitan Life Insurance Company.....	Ownership.....	99.0	MetLife, Inc.....	.....N.....	0.....	
0241	MetLife.....	00000..	47-2085444..				ML-AI MetLife Member 2, LLC.....	DE.....	NIA.....	General American Life Insurance Company.....	Ownership.....	1.0	MetLife, Inc.....	.....N.....	0.....	
0241	MetLife.....	00000..			0	0	ML-AI MetLife Member 3, LLC.....	DE.....	NIA.....	Metropolitan Life Insurance Company.....	Ownership.....	100.0	MetLife, Inc.....	.....N.....	0.....	
0241	MetLife.....	00000..					MetLife ConSquare Member, LLC (DE).....	DE.....	NIA.....	Metropolitan Life Insurance Company.....	Ownership.....	100.0	MetLife, Inc.....	.....N.....	0.....	
0241	MetLife.....	00000..	13-5581829..			0	0	MetLife Member Solaire, LLC.....	DE.....	NIA.....	Metropolitan Life Insurance Company.....	Ownership.....	100.0	MetLife, Inc.....	.....N.....	0.....
0241	MetLife.....	00000..	81-0770888..				MetLife Treat Towers Member, LLC.....	DE.....	NIA.....	Metropolitan Life Insurance Company.....	Ownership.....	100.0	MetLife, Inc.....	.....N.....	0.....	
0241	MetLife.....	00000..	46-4133357..				ML Bridgeside Apartments, LLC.....	DE.....	NIA.....	Metropolitan Life Insurance Company.....	Ownership.....	100.0	MetLife, Inc.....	.....N.....	0.....	
0241	MetLife.....	00000..					MetLife Camino Ramon Member, LLC.....	DE.....	NIA.....	General American Life Insurance Company.....	Ownership.....	1.0	MetLife, Inc.....	.....N.....	0.....	
0241	MetLife.....	00000..					MetLife Camino Ramon Member, LLC.....	DE.....	NIA.....	Metropolitan Life Insurance Company.....	Ownership.....	99.0	MetLife, Inc.....	.....N.....	0.....	
0241	MetLife.....	00000..	46-4255167..				ML Terraces, LLC .....	DE.....	NIA.....	Metropolitan Life Insurance Company.....	Ownership.....	100.0	MetLife, Inc.....	.....N.....	0.....	
0241	MetLife.....	00000..					MetLife CB W/A, LLC.....	DE.....	NIA.....	Metropolitan Life Insurance Company.....	Ownership.....	100.0	MetLife, Inc.....	.....N.....	0.....	
0241	MetLife.....	00000..	47-1970965..				ML New River Village III, LLC .....	DE.....	NIA.....	Metropolitan Life Insurance Company.....	Ownership.....	100.0	MetLife, Inc.....	.....N.....	0.....	
0241	MetLife.....	00000..					MetLife 1007 Stewart, LLC .....	DE.....	NIA.....	Metropolitan Life Insurance Company.....	Ownership.....	100.0	MetLife, Inc.....	.....N.....	0.....	
0241	MetLife.....	00000..					Chestnut Flats Wind, LLC .....	DE.....	NIA.....	Metropolitan Life Insurance Company.....	Ownership.....	100.0	MetLife, Inc.....	.....N.....	0.....	
0241	MetLife.....	00000..					MetLife 425 MKT Member, LLC .....	DE.....	NIA.....	Metropolitan Life Insurance Company.....	Ownership.....	100.0	MetLife, Inc.....	.....N.....	0.....	
0241	MetLife.....	00000..	46-4229772..				MetLife THR Investor, LLC .....	DE.....	NIA.....	Metropolitan Life Insurance Company.....	Ownership.....	100.0	MetLife, Inc.....	.....N.....	0.....	
0241	MetLife.....	00000..					MetLife OFC Member, LLC.....	DE.....	NIA.....	Metropolitan Life Insurance Company.....	Ownership.....	100.0	MetLife, Inc.....	.....N.....	0.....	
0241	MetLife.....	00000..	47-1256270..				MetLife OBS Member, LLC .....	DE.....	NIA.....	Metropolitan Life Insurance Company.....	Ownership.....	100.0	MetLife, Inc.....	.....N.....	0.....	
0241	MetLife.....	00000..					MetLife FM Hotel Member, LLC.....	DE.....	NIA.....	Metropolitan Life Insurance Company.....	Ownership.....	100.0	MetLife, Inc.....	.....N.....	0.....	

97.3

### SCHEDULE Y

#### PART 1A - DETAIL OF INSURANCE HOLDING COMPANY SYSTEM

1	2	3	4	5	6	7	8	9	10	11	12	13	14	15	16
Group Code	Group Name	NAIC Company Code	ID Number	Federal RSSD	CIK	Name of Securities Exchange if Publicly Traded (U.S. or International)	Names of Parent, Subsidiaries or Affiliates	Domiciliary Location	Relationship to Reporting Entity	Directly Controlled by (Name of Entity/Person)	Type of Control (Ownership Board, Management, Attorney-in-Fact, Influence, Other)	If Control is Ownership Provide Percentage	Ultimate Controlling Entity(ies)/Person(s)	Is an SCA Filing Required? (Y/N)	*
0241	MetLife.....	00000..					LHCW Holdings (U.S.) LLC.....	DE.....	NIA.....	MetLife FM Hotel Member, LLC.....	Ownership.....	100.0	MetLife, Inc.....	.....N.....	0.....
0241	MetLife.....	00000..					LHC Holdings (U.S.) LLC.....	DE.....	NIA.....	LHCW Holdings (U.S.) LLC.....	Ownership.....	100.0	MetLife, Inc.....	.....N.....	0.....
0241	MetLife.....	00000..					LHCW Hotel Holding (U.S.) LLC.....	DE.....	NIA.....	LHC Holdings (U.S.) LLC.....	Ownership.....	100.0	MetLife, Inc.....	.....N.....	0.....
0241	MetLife.....	00000..					LHCW Hotel Holding (2002) LLC.....	DE.....	NIA.....	LHCW Hotel Holding (U.S.) LLC.....	Ownership.....	100.0	MetLife, Inc.....	.....N.....	0.....
0241	MetLife.....	00000..					LHCW Hotel Operating Company (2002) LLC..	DE.....	NIA.....	LHCW Hotel Holding (U.S.) LLC.....	Ownership.....	100.0	MetLife, Inc.....	.....N.....	0.....
0241	MetLife.....	00000..	46-4584166..				ML Southmore, LLC .....	DE.....	NIA.....	Metropolitan Life Insurance Company.....	Ownership.....	99.0	MetLife, Inc.....	.....N.....	0.....
0241	MetLife.....	00000..	46-4584166..				ML Southmore, LLC .....	DE.....	NIA.....	General American Life Insurance Company ...	Ownership.....	1.0	MetLife, Inc.....	.....N.....	0.....
0241	MetLife.....	00000..					MetLife HCMJV 1 GP, LLC.....	DE.....	NIA.....	Metropolitan Life Insurance Company.....	Ownership.....	100.0	MetLife, Inc.....	.....N.....	0.....
0241	MetLife.....	00000..					ML-AI MetLife Member 1, LLC.....	DE.....	NIA.....	Metropolitan Life Insurance Company.....	Ownership.....	95.2	MetLife, Inc.....	.....N.....	0.....
0241	MetLife.....	00000..					ML-AI MetLife Member 1, LLC.....	DE.....	DS.....	Metropolitan Property and Casualty Insurance Company	Ownership.....	4.8	MetLife, Inc.....	.....N.....	0.....
0241	MetLife.....	00000..	13-3759652..	3166279	0		MetLife International Holdings, LLC.....	DE.....	NIA.....	MetLife Global Holding Company II GmbH (Swiss)	Ownership.....	100.0	MetLife, Inc.....	.....N.....	0.....
0241	MetLife.....	00000..	13-3953333..	3166372	0		Natiloportem Holdings, LLC.....	DE.....	NIA.....	MetLife International Holdings, LLC.....	Ownership.....	100.0	MetLife, Inc.....	.....N.....	0.....
0241	MetLife.....	00000..		3166402	0		Excelencia Operativa y Tecnologica, S.A. de C.V. (Mexico)	MEX.....	NIA.....	Natiloportem Holdings, LLC.....	Ownership.....	99.0	MetLife, Inc.....	.....N.....	0.....
0241	MetLife.....	00000..		3166402	0		Excelencia Operativa y Tecnologica, S.A. de C.V. (Mexico)	MEX.....	NIA.....	MetLife Mexico Servicios, S.A. de C.V.....	Ownership.....	1.0	MetLife, Inc.....	.....N.....	0.....
0241	MetLife.....	00000..		3373705	0		MLA Comercial, S.A. de C.V. (Mexico).....	MEX.....	NIA.....	Excelencia Operativa y Tecnologica, S.A. de C.V.	Ownership.....	99.0	MetLife, Inc.....	.....N.....	0.....
0241	MetLife.....	00000..		3373705	0		MLA Comercial, S.A. de C.V. (Mexico).....	MEX.....	NIA.....	MetLife Mexico Servicios, S.A. de C.V.....	Ownership.....	1.0	MetLife, Inc.....	.....N.....	0.....
0241	MetLife.....	00000..		3373714	0		MLA Servicios S.A. de C.V. (Mexico).....	MEX.....	NIA.....	Excelencia Operativa y Tecnologica, S.A. de C.V.	Ownership.....	99.0	MetLife, Inc.....	.....N.....	0.....
0241	MetLife.....	00000..		3373714	0		MLA Servicios S.A. de C.V. (Mexico).....	MEX.....	NIA.....	MetLife Mexico Servicios, S.A. de C.V.....	Ownership.....	1.0	MetLife, Inc.....	.....N.....	0.....
0241	MetLife.....	00000..		4240907	0		MM Global Operations Support Center, S.A. de C.V.	MEX.....	NIA.....	MetLife Global Holding Company II GmbH (Swiss)	Ownership.....	100.0	MetLife, Inc.....	.....N.....	0.....
0241	MetLife.....	00000..		4240907	0		MM Global Operations Support Center, S.A. de C.V.	MEX.....	NIA.....	MetLife Global Holding Company I GmbH (Swiss)	Ownership.....	0.0	MetLife, Inc.....	.....N.....	0.....
0241	MetLife.....	00000..		4254995	0		Fundacion MetLife Mexico, A.C.....	MEX.....	NIA.....	MM Global Operations Support Center, S.A. de C.V., S.A. de C.V.	Ownership.....	100.0	MetLife, Inc.....	.....N.....	0.....
0241	MetLife.....	00000..		3166318	0		Metropolitan Life Seguros e Previdencia Privada S.A. (Brazil)	BRA.....	IA.....	MetLife International Holdings, LLC.....	Ownership.....	66.7	MetLife, Inc.....	.....N.....	0.....
0241	MetLife.....	00000..		3166318	0		Metropolitan Life Seguros e Previdencia Privada S.A. (Brazil)	BRA.....	IA.....	MetLife Worldwide Holdings, LLC.....	Ownership.....	33.3	MetLife, Inc.....	.....N.....	0.....
0241	MetLife.....	00000..		3166318	0		Metropolitan Life Seguros e Previdencia Privada S.A. (Brazil)	BRA.....	IA.....	Natiloportem Holdings, LLC.....	Ownership.....	0.0	MetLife, Inc.....	.....N.....	0.....
0241	MetLife.....	00000..		4191616	0		MetLife Ireland Holdings One Limited.....	IRL.....	NIA.....	MetLife International Holdings, LLC.....	Ownership.....	100.0	MetLife, Inc.....	.....N.....	0.....

97.4

## SCHEDULE Y

### PART 1A - DETAIL OF INSURANCE HOLDING COMPANY SYSTEM

1	2	3	4	5	6	7	8	9	10	11	12	13	14	15	16
Group Code	Group Name	NAIC Company Code	ID Number	Federal RSSD	CIK	Name of Securities Exchange if Publicly Traded (U.S. or International)	Names of Parent, Subsidiaries or Affiliates	Domiciliary Location	Relationship to Reporting Entity	Directly Controlled by (Name of Entity/Person)	Type of Control (Ownership Board, Management, Attorney-in-Fact, Influence, Other)	If Control is Ownership Provide Percentage	Ultimate Controlling Entity(ies)/Person(s)	Is an SCA Filing Required? (Y/N)	*
0241	MetLife.....	00000..		4189846	0		MetLife Global Holdings Corporation S.A. de C.V. (Mexico)	MEX.....	NIA.....	MetLife Ireland Holdings One Limited.....	Ownership.....	98.9	MetLife, Inc.....	N.....	0.....
0241	MetLife.....	00000..		4189846	0		MetLife Global Holdings Corporation S.A. de C.V. (Mexico)	MEX.....	NIA.....	MetLife International Limited, LLC.....	Ownership.....	1.1	MetLife, Inc.....	N.....	0.....
0241	MetLife.....	00000..	13-3047691..	0	0		Metropolitan Global Management, LLC.....	IRL.....	NIA.....	MetLife Global Holdings Corporation S.A. de C.V.	Ownership.....	99.7	MetLife, Inc.....	N.....	0.....
0241	MetLife.....	00000..	13-3047691..	0	0		Metropolitan Global Management, LLC.....	IRL.....	NIA.....	MetLife International Holdings, LLC.....	Ownership.....	0.3	MetLife, Inc.....	N.....	0.....
0241	MetLife.....	00000..	AA-2730030.	3165740	0		MetLife Mexico Holding S. de R.L. de C.V.....	MEX.....	IA.....	Metropolitan Global Management, LLC.....	Ownership.....	100.0	MetLife, Inc.....	N.....	0.....
0241	MetLife.....	00000..	AA-2730030.	3165740	0		MetLife Mexico Holding S. de R.L. de C.V.....	MEX.....	IA.....	Excelencia Operativa y Tecnologica, S.A. de C.V.	Ownership.....	0.0	MetLife, Inc.....	N.....	0.....
0241	MetLife.....	00000..	AA-2730030.	3165740	0		MetLife Mexico S.A.....	MEX.....	IA.....	MetLife Mexico Holdings, S. de R.L. de C.V....	Ownership.....	99.1	MetLife, Inc.....	N.....	0.....
0241	MetLife.....	00000..	AA-2730030.	3165740	0		MetLife Mexico S.A.....	MEX.....	IA.....	MetLife International Holdings, LLC.....	Ownership.....	1.0	MetLife, Inc.....	N.....	0.....
0241	MetLife.....	00000..		4255291	0		MetLife Afore, S.A. de C.V. (Mexico).....	MEX.....	IA.....	MetLife Mexico S.A.....	Ownership.....	100.0	MetLife, Inc.....	N.....	0.....
0241	MetLife.....	00000..		4255291	0		MetLife Afore, S.A. de C.V. (Mexico).....	MEX.....	IA.....	MetLife Pensiones S.A.....	Ownership.....	0.0	MetLife, Inc.....	N.....	0.....
0241	MetLife.....	00000..		4241061	0		ML Capacitacion Comercial S.A. de C.V. (Mexico)	MEX.....	NIA.....	MetLife Mexico S.A.....	Ownership.....	99.0	MetLife, Inc.....	N.....	0.....
0241	MetLife.....	00000..		4241061	0		ML Capacitacion Comercial S.A. de C.V. (Mexico)	MEX.....	NIA.....	MetLife Mexico Servicios, S.A. de C.V.....	Ownership.....	1.0	MetLife, Inc.....	N.....	0.....
0241	MetLife.....	00000..		4255303	0		MetA SIEFORE Adicional, S.A. de C.V. (Mexico)	MEX.....	NIA.....	MetLife Afore, S.A. de C.V.....	Ownership.....	100.0	MetLife, Inc.....	N.....	0.....
0241	MetLife.....	00000..		4255303	0		MetA SIEFORE Adicional, S.A. de C.V. (Mexico)	MEX.....	NIA.....	MetLife Mexico S.A.....	Ownership.....	0.0	MetLife, Inc.....	N.....	0.....
0241	MetLife.....	00000..		4255415	0		Met1 SIEFORE, S.A. de C.V. (Mexico).....	MEX.....	NIA.....	MetLife Afore, S.A. de C.V.....	Ownership.....	100.0	MetLife, Inc.....	N.....	0.....
0241	MetLife.....	00000..		4255415	0		Met1 SIEFORE, S.A. de C.V. (Mexico).....	MEX.....	NIA.....	MetLife Mexico S.A.....	Ownership.....	0.0	MetLife, Inc.....	N.....	0.....
0241	MetLife.....	00000..		4255844	0		Met2 SIEFORE, S.A. de C.V. (Mexico).....	MEX.....	NIA.....	MetLife Afore, S.A. de C.V.....	Ownership.....	100.0	MetLife, Inc.....	N.....	0.....
0241	MetLife.....	00000..		4255844	0		Met2 SIEFORE, S.A. de C.V. (Mexico).....	MEX.....	NIA.....	MetLife Mexico S.A.....	Ownership.....	0.0	MetLife, Inc.....	N.....	0.....
0241	MetLife.....	00000..		4255394	0		Met3 SIEFORE Basica, S.A. de C.V. (Mexico)..	MEX.....	NIA.....	MetLife Afore, S.A. de C.V.....	Ownership.....	100.0	MetLife, Inc.....	N.....	0.....
0241	MetLife.....	00000..		4255394	0		Met3 SIEFORE Basica, S.A. de C.V. (Mexico)..	MEX.....	NIA.....	MetLife Mexico S.A.....	Ownership.....	0.0	MetLife, Inc.....	N.....	0.....
0241	MetLife.....	00000..		4255385	0		Met4 SIEFORE, S.A. de C.V. (Mexico).....	MEX.....	NIA.....	MetLife Afore, S.A. de C.V.....	Ownership.....	100.0	MetLife, Inc.....	N.....	0.....
0241	MetLife.....	00000..		4255385	0		Met4 SIEFORE, S.A. de C.V. (Mexico).....	MEX.....	NIA.....	MetLife Mexico S.A.....	Ownership.....	0.0	MetLife, Inc.....	N.....	0.....
0241	MetLife.....	00000..		4255376	0		Met0 SIEFORE Adicional, S.A. de C.V. (Mexico)	MEX.....	NIA.....	MetLife Afore, S.A. de C.V.....	Ownership.....	100.0	MetLife, Inc.....	N.....	0.....
0241	MetLife.....	00000..		4255376	0		Met0 SIEFORE Adicional, S.A. de C.V. (Mexico)	MEX.....	NIA.....	MetLife Mexico S.A.....	Ownership.....	0.0	MetLife, Inc.....	N.....	0.....
0241	MetLife.....	00000..		3165795	0		MetLife Pensiones Mexico S.A.....	MEX.....	IA.....	MetLife Mexico Holdings, S. de R.L. de C.V....	Ownership.....	97.5	MetLife, Inc.....	N.....	0.....
0241	MetLife.....	00000..		3165795	0		MetLife Pensiones Mexico S.A.....	MEX.....	IA.....	MetLife International Holdings, LLC.....	Ownership.....	2.5	MetLife, Inc.....	N.....	0.....
0241	MetLife.....	00000..		3267390	0		MetLife Mexico Servicios S.A. de C.V.....	MEX.....	NIA.....	MetLife Mexico Holdings, S. de R.L. de C.V....	Ownership.....	98.0	MetLife, Inc.....	N.....	0.....

97.5

## SCHEDULE Y

### PART 1A - DETAIL OF INSURANCE HOLDING COMPANY SYSTEM

1	2	3	4	5	6	7	8	9	10	11	12	13	14	15	16
Group Code	Group Name	NAIC Company Code	ID Number	Federal RSSD	CIK	Name of Securities Exchange if Publicly Traded (U.S. or International)	Names of Parent, Subsidiaries or Affiliates	Domiciliary Location	Relationship to Reporting Entity	Directly Controlled by (Name of Entity/Person)	Type of Control (Ownership Board, Management, Attorney-in-Fact, Influence, Other)	If Control is Ownership Provide Percentage	Ultimate Controlling Entity(ies)/Person(s)	Is an SCA Filing Required? (Y/N)	*
0241	MetLife.....	00000..	.....	...3267390	.....0	.....	MetLife Mexico Servicios S.A. de C.V.....	MEX.....	NIA.....	MetLife International Holdings, LLC.....	Ownership.....	.....2.0	MetLife, Inc.....	.....N.....	0.....
0241	MetLife.....	00000..	AA-5420018..	...3166288	.....0	.....	MetLife Insurance Company of Korea, Limited..	KOR.....	IA.....	MetLife Mexico S.A.....	Ownership.....	.....14.6	MetLife, Inc.....	.....N.....	0.....
0241	MetLife.....	00000..	AA-5420018..	...3166288	.....0	.....	MetLife Insurance Company of Korea, Limited..	KOR.....	IA.....	Metropolitan Global Management , LLC.....	Ownership.....	.....85.4	MetLife, Inc.....	.....N.....	0.....
0241	MetLife.....	00000..	.....	.....0	.....0	.....	MetLife Financial Services, Co., Ltd. (South Korea)	KOR.....	NIA.....	MetLife Insurance Company of Korea, Limited	Ownership.....	.....100.0	MetLife, Inc.....	.....N.....	0.....
0241	MetLife.....	00000..	.....	...4200880	.....0	.....	MetLife Ireland Treasury d.a.c.....	IRL.....	NIA.....	MetLife Global Holdings Corporation S.A. de C.V.	Ownership.....	.....100.0	MetLife, Inc.....	.....N.....	0.....
0241	MetLife.....	00000..	AA-1930041..	...1173714	.....0	.....	MetLife Insurance Limited (Australia).....	AUS.....	IA.....	MetLife Ireland Treasury d.a.c.....	Ownership.....	.....91.2	MetLife, Inc.....	.....N.....	0.....
0241	MetLife.....	00000..	AA-1930041..	...1173714	.....0	.....	MetLife Insurance Limited (Australia).....	AUS.....	IA.....	MetLife Global Holdings Corporation S.A. de C.V.	Ownership.....	.....8.8	MetLife, Inc.....	.....N.....	0.....
0241	MetLife.....	00000..	.....	.....0	.....0	.....	The Direct Call Center PTY Limited (Australia)..	AUS.....	NIA.....	MetLife Insurance Limited (Australia).....	Ownership.....	.....100.0	MetLife, Inc.....	.....N.....	0.....
0241	MetLife.....	00000..	.....	...4239358	.....0	.....	MetLife Investments PTY Limited (Australia)....	AUS.....	NIA.....	MetLife Insurance Limited (Australia).....	Ownership.....	.....100.0	MetLife, Inc.....	.....N.....	0.....
0241	MetLife.....	00000..	.....	...4239367	.....0	.....	MetLife Insurance and Investment Trust (Australia)	AUS.....	NIA.....	MetLife Investments PTY Limited	Ownership.....	.....100.0	MetLife, Inc.....	.....N.....	0.....
0241	MetLife.....	00000..	.....	...1173732	.....0	.....	MetLife General Insurance Limited (Australia)..	AUS.....	IA.....	MetLife Ireland Treasury d.a.c.....	Ownership.....	.....100.0	MetLife, Inc.....	.....N.....	0.....
0241	MetLife.....	00000..	.....	.....0	.....0	.....	MetLife International Limited, LLC (DE).....	DE.....	NIA.....	MetLife International Holdings, LLC	Ownership.....	.....100.0	MetLife, Inc.....	.....N.....	0.....
0241	MetLife.....	00000..	.....	.....0	.....0	.....	AmMetLife Insurance Berhad.....	MYS.....	IA.....	MetLife International Holdings, LLC	Ownership.....	.....50.0	MetLife, Inc.....	.....N.....	0.....
0241	MetLife.....	00000..	.....	.....0	.....0	.....	MAXIS GBN S.A.S. ....	FRA.....	NIA.....	MetLife International Holdings, LLC	Ownership.....	.....50.0	MetLife, Inc.....	.....N.....	0.....
0241	MetLife.....	00000..	AA-5480033..	.....	.....0	.....	AmMetLife Takaful Berhad.....	MYS.....	IA.....	MetLife International Holdings, LLC	Ownership.....	.....50.0	MetLife, Inc.....	.....N.....	0.....
0241	MetLife.....	00000..	.....	.....0	.....0	.....	MetLife Asia Limited (Hong Kong).....	HKG.....	NIA.....	MetLife International Holdings, LLC	Ownership.....	.....100.0	MetLife, Inc.....	.....N.....	0.....
0241	MetLife.....	00000..	.....	...3166309	.....0	.....	Metropolitan Life Insurance Company of Hong Kong Limited	HKG.....	IA.....	MetLife International Holdings, LLC.....	Ownership.....	.....100.0	MetLife, Inc.....	.....N.....	0.....
0241	MetLife.....	00000..	.....	...3166309	.....0	.....	Metropolitan Life Insurance Company of Hong Kong Limited	HKG.....	IA.....	Natiloportem Holdings, LLC.....	Ownership.....	.....0.0	MetLife, Inc.....	.....N.....	0.....
0241	MetLife.....	00000..	.....	...4195913	.....0	.....	MetLife Planos Odontologicos Ltda. (Brazil)....	BRA.....	IA.....	MetLife International Holdings, LLC.....	Ownership.....	.....100.0	MetLife, Inc.....	.....N.....	0.....
0241	MetLife.....	00000..	.....	...4195913	.....0	.....	MetLife Planos Odontologicos Ltda. (Brazil)....	BRA.....	IA.....	Natiloportem Holdings, LLC.....	Ownership.....	.....0.0	MetLife, Inc.....	.....N.....	0.....
0241	MetLife.....	00000..	20-5894439..	...3373639	.....0	.....	MetLife Global, Inc.....	DE.....	NIA.....	MetLife, Inc.....	Ownership.....	.....100.0	MetLife, Inc.....	.....N.....	0.....
0241	MetLife.....	00000..	.....	...4189837	.....0	.....	Inversiones MetLife Holdco Dos Limitada (Chile)	CHL.....	NIA.....	MetLife International Holdings, LLC.....	Ownership.....	.....0.0	MetLife, Inc.....	.....N.....	0.....
0241	MetLife.....	00000..	.....	...4189837	.....0	.....	Inversiones MetLife Holdco Dos Limitada (Chile)	CHL.....	NIA.....	Natiloportem Holdings, LLC.....	Ownership.....	.....0.0	MetLife, Inc.....	.....N.....	0.....
0241	MetLife.....	00000..	.....	...4189837	.....0	.....	Inversiones MetLife Holdco Dos Limitada (Chile)	CHL.....	NIA.....	MetLife, Inc.....	Ownership.....	.....100.0	MetLife, Inc.....	.....N.....	0.....
0241	MetLife.....	00000..	AA-2130012..	...1641857	.....0	.....	MetLife Seguros S.A. (Argentina).....	ARG.....	IA.....	MetLife International Holdings, LLC.....	Ownership.....	.....95.5	MetLife, Inc.....	.....N.....	0.....
0241	MetLife.....	00000..	AA-2130012..	...1641857	.....0	.....	MetLife Seguros S.A. (Argentina).....	ARG.....	IA.....	Natiloportem Holdings, LLC.....	Ownership.....	.....2.7	MetLife, Inc.....	.....N.....	0.....
0241	MetLife.....	00000..	AA-2130012..	...4251145	.....0	.....	MetLife Seguros S.A. (Argentina).....	ARG.....	IA.....	International Technical and Advisory Services Limited (USA-Delaware)	Ownership.....	.....1.8	MetLife, Inc.....	.....N.....	0.....

97.6



## SCHEDULE Y

### PART 1A - DETAIL OF INSURANCE HOLDING COMPANY SYSTEM

1	2	3	4	5	6	7	8	9	10	11	12	13	14	15	16
Group Code	Group Name	NAIC Company Code	ID Number	Federal RSSD	CIK	Name of Securities Exchange if Publicly Traded (U.S. or International)	Names of Parent, Subsidiaries or Affiliates	Domiciliary Location	Relationship to Reporting Entity	Directly Controlled by (Name of Entity/Person)	Type of Control (Ownership Board, Management, Attorney-in-Fact, Influence, Other)	If Control is Ownership Provide Percentage	Ultimate Controlling Entity(ies)/Person(s)	Is an SCA Filing Required? (Y/N)	*
0241	MetLife.....	00000..	.....	2327738	.....0	.....	Compania Inversora MetLife S.A. (Argentina).....	ARG.....	NIA.....	MetLife International Holdings, LLC.....	Ownership.....	.....95.5	MetLife, Inc.....	.....N.....	0.....
0241	MetLife.....	00000..	.....	2327738	.....0	.....	Compania Inversora MetLife S.A. (Argentina).....	ARG.....	NIA.....	Natiloportem Holdings, LLC.....	Ownership.....	.....4.5	MetLife, Inc.....	.....N.....	0.....
0241	MetLife.....	00000..	.....	4247296	.....0	.....	MetLife Servicios S.A. (Argentina).....	ARG.....	NIA.....	Compania Inversora MetLife S.A.....	Ownership.....	.....18.9	MetLife, Inc.....	.....N.....	0.....
0241	MetLife.....	00000..	.....	4247296	.....0	.....	MetLife Servicios S.A. (Argentina).....	ARG.....	NIA.....	MetLife Seguros S.A.....	Ownership.....	.....79.9	MetLife, Inc.....	.....N.....	0.....
0241	MetLife.....	00000..	.....	4247296	.....0	.....	MetLife Servicios S.A. (Argentina).....	ARG.....	NIA.....	Natiloportem Holdings, LLC.....	Ownership.....	.....1.0	MetLife, Inc.....	.....N.....	0.....
0241	MetLife.....	00000..	.....	4247296	.....0	.....	MetLife Servicios S.A. (Argentina).....	ARG.....	NIA.....	MetLife Seguros de Retiro S.A.....	Ownership.....	.....0.3	MetLife, Inc.....	.....N.....	0.....
0241	MetLife.....	00000..	06-1597037..	2985727	.....0	.....	MetLife Worldwide Holdings, LLC.....	DE.....	NIA.....	MetLife International Holdings, LLC.....	Ownership.....	.....100.0	MetLife, Inc.....	.....N.....	0.....
0241	MetLife.....	00000..	AA-5324104..	3144558	.....0	.....	MetLife Limited (Hong Kong).....	HKG.....	IA.....	MetLife Worldwide Holdings, LLC.....	Ownership.....	.....100.0	MetLife, Inc.....	.....N.....	0.....
0241	MetLife.....	00000..	.....	.....0	.....0	.....	BIDV MetLife Life Insurance Limited Liability Company	VNM.....	IA.....	MetLife Limited (Hong Kong).....	Ownership.....	.....60.0	MetLife, Inc.....	.....N.....	0.....
0241	MetLife.....	00000..	.....	2704610	.....0	.....	Best Market S.A. (Argentina).....	ARG.....	NIA.....	MetLife International Holdings, LLC.....	Ownership.....	.....95.0	MetLife, Inc.....	.....N.....	0.....
0241	MetLife.....	00000..	.....	2704610	.....0	.....	Best Market S.A. (Argentina).....	ARG.....	NIA.....	Natiloportem Holdings, LLC.....	Ownership.....	.....5.0	MetLife, Inc.....	.....N.....	0.....
0241	MetLife.....	00000..	AA-5344102..	3166411	.....0	.....	PNB MetLife India Insurance Company Limited.	IND.....	IA.....	MetLife International Holdings, LLC.....	Ownership.....	.....26.0	MetLife, Inc.....	.....N.....	0.....
0241	MetLife.....	00000..	AA-2130046..	1388303	.....0	.....	MetLife Seguros de Retiro S.A. (Argentina).....	ARG.....	IA.....	MetLife International Holdings, LLC.....	Ownership.....	.....96.9	MetLife, Inc.....	.....N.....	0.....
0241	MetLife.....	00000..	AA-2130046..	1388303	.....0	.....	MetLife Seguros de Retiro S.A. (Argentina).....	ARG.....	IA.....	Natiloportem Holdings, LLC.....	Ownership.....	.....3.1	MetLife, Inc.....	.....N.....	0.....
0241	MetLife.....	00000..	AA-2130046..	4321758	.....0	.....	MetLife Seguros de Retiro S.A. (Argentina).....	ARG.....	IA.....	International Technical and Advisory Services Limited (USA-Delaware)	Ownership.....	.....0.0	MetLife, Inc.....	.....N.....	0.....
0241	MetLife.....	00000..	.....	3373648	.....0	.....	MetLife Administradora de Fundos Multipatrocinados Ltda. (Brazil)	BRA.....	NIA.....	MetLife International Holdings, LLC.....	Ownership.....	.....100.0	MetLife, Inc.....	.....N.....	0.....
0241	MetLife.....	00000..	.....	3373648	.....0	.....	MetLife Administradora de Fundos Multipatrocinados Ltda. (Brazil)	BRA.....	NIA.....	Natiloportem Holdings, LLC.....	Ownership.....	.....0.0	MetLife, Inc.....	.....N.....	0.....
0241	MetLife.....	26298..	13-2725441..	3219728	.....0	.....	Metropolitan Property and Casualty Insurance Company	RI.....	RE.....	MetLife, Inc.....	Ownership.....	.....100.0	MetLife, Inc.....	.....N.....	0.....
0241	MetLife.....	39950..	22-2342710..	.....0	.....0	.....	Metropolitan General Insurance Company.....	RI.....	DS.....	Metropolitan Property and Casualty Insurance Company	Ownership.....	.....100.0	MetLife, Inc.....	.....N.....	0.....
0241	MetLife.....	40169..	05-0393243..	.....0	.....0	.....	Metropolitan Casualty Insurance Company.....	RI.....	DS.....	Metropolitan Property and Casualty Insurance Company	Ownership.....	.....100.0	MetLife, Inc.....	.....N.....	0.....
0241	MetLife.....	25321..	23-1903575..	.....0	.....0	.....	Metropolitan Direct Property and Casualty Insurance Company	RI.....	DS.....	Metropolitan Property and Casualty Insurance Company	Ownership.....	.....100.0	MetLife, Inc.....	.....N.....	0.....
0241	MetLife.....	22926..	36-1022580..	.....0	.....0	.....	Economy Fire & Casualty Company.....	IL.....	DS.....	Metropolitan Property and Casualty Insurance Company	Ownership.....	.....100.0	MetLife, Inc.....	.....N.....	0.....
0241	MetLife.....	38067..	36-3027848..	.....0	.....0	.....	Economy Preferred Insurance Company.....	IL.....	DS.....	Economy Fire & Casualty Company.....	Ownership.....	.....100.0	MetLife, Inc.....	.....N.....	0.....
0241	MetLife.....	40649..	36-3105737..	.....0	.....0	.....	Economy Premier Assurance Company.....	IL.....	DS.....	Economy Fire & Casualty Company.....	Ownership.....	.....100.0	MetLife, Inc.....	.....N.....	0.....
0241	MetLife.....	00000..	95-3003951..	.....0	.....0	.....	MetLife Auto & Home Insurance Agency, Inc.....	RI.....	DS.....	Metropolitan Property and Casualty Insurance Company	Ownership.....	.....100.0	MetLife, Inc.....	.....Y.....	0.....
0241	MetLife.....	34339..	13-2915260..	.....0	.....0	.....	Metropolitan Group Property and Casualty Insurance Company	RI.....	DS.....	Metropolitan Property and Casualty Insurance Company	Ownership.....	.....100.0	MetLife, Inc.....	.....N.....	0.....

97.7

## SCHEDULE Y

### PART 1A - DETAIL OF INSURANCE HOLDING COMPANY SYSTEM

1	2	3	4	5	6	7	8	9	10	11	12	13	14	15	16
Group Code	Group Name	NAIC Company Code	ID Number	Federal RSSD	CIK	Name of Securities Exchange if Publicly Traded (U.S. or International)	Names of Parent, Subsidiaries or Affiliates	Domiciliary Location	Relationship to Reporting Entity	Directly Controlled by (Name of Entity/Person)	Type of Control (Ownership Board, Management, Attorney-in-Fact, Influence, Other)	If Control is Ownership Provide Percentage	Ultimate Controlling Entity(ies)/Person(s)	Is an SCA Filing Required? (Y/N)	*
97.8	0241	MetLife.....	00000..	05-0476998..	.....0	.....0	Metropolitan Lloyds, Inc.....	TX.....	DS.....	Metropolitan Property and Casualty Insurance Company	Ownership.....	.....100.0	MetLife, Inc.....	.....Y.....	0.....
	0241	MetLife.....	13938..	75-2483187..	.....0	.....0	Metropolitan Lloyds Insurance Company of Texas	TX.....	DS.....	Metropolitan Lloyds, Inc.....	Attorney-in-fact..	.....0.0	MetLife, Inc.....	.....N.....	0.....
	0241	MetLife.....	87726..	06-0566090..	.....1546103	.....733076	Brighthouse Life Insurance Company .....	DE.....	IA.....	Brighthouse Holdings, LLC.....	Ownership.....	.....100.0	MetLife, Inc.....	.....N.....	0.....
	0241	MetLife.....	00000..	13-2862391..	.....0	.....0	Brighthouse Securities, LLC .....	DE.....	NIA.....	Brighthouse Holdings, LLC.....	Ownership.....	.....100.0	MetLife, Inc.....	.....N.....	0.....
	0241	MetLife.....	91626..	04-2708937..	.....0	.....1030011	New England Life Insurance Company.....	MA.....	IA.....	Brighthouse Holdings, LLC.....	Ownership.....	.....100.0	MetLife, Inc.....	.....N.....	0.....
	0241	MetLife.....	00000..	04-3240897..	.....4288440	.....1071039	Brighthouse Investment Advisers, LLC.....	MA.....	NIA.....	Brighthouse Holdings, LLC.....	Ownership.....	.....100.0	MetLife, Inc.....	.....N.....	0.....
	0241	MetLife.....	00000..	81-3094008..	.....0	.....0	Brighthouse Services, LLC .....	DE.....	NIA.....	Brighthouse Holdings, LLC.....	Ownership.....	.....100.0	MetLife, Inc.....	.....N.....	0.....
	0241	MetLife.....	00000..	47-4161401..	.....0	.....0	ML 1065 Hotel, LLC.....	DE.....	NIA.....	Brighthouse Life Insurance Company .....	Ownership.....	.....100.0	MetLife, Inc.....	.....N.....	0.....
	0241	MetLife.....	00000..	.....	.....0	.....0	Brighthouse Renewables Holding, LLC.....	DE.....	NIA.....	Brighthouse Life Insurance Company .....	Ownership.....	.....100.0	MetLife, Inc.....	.....N.....	0.....
	0241	MetLife.....	00000..	.....	.....0	.....0	Greater Sandhill I, LLC.....	DE.....	NIA.....	Brighthouse Renewables Holding, LLC.....	Ownership.....	.....100.0	MetLife, Inc.....	.....N.....	0.....
	0241	MetLife.....	00000..	01-0893117..	.....0	.....0	Brighthouse Connecticut Properties Ventures, LLC	DE.....	NIA.....	Brighthouse Life Insurance Company .....	Ownership.....	.....100.0	MetLife, Inc.....	.....N.....	0.....
	0241	MetLife.....	00000..	.....	.....0	.....0	Sino-US United MetLife Insurance Co. Ltd.....	CHN.....	IA.....	Metropolitan Life Insurance Company.....	Ownership.....	.....50.0	MetLife, Inc.....	.....N.....	0.....
	0241	MetLife.....	00000..	.....	.....0	.....0	Euro TI Investments LLC.....	DE.....	NIA.....	Brighthouse Life Insurance Company .....	Ownership.....	.....100.0	MetLife, Inc.....	.....N.....	0.....
	0241	MetLife.....	00000..	46-3156033..	.....0	.....937869	Brighthouse Assignment Company.....	CT.....	NIA.....	Brighthouse Life Insurance Company .....	Ownership.....	.....100.0	MetLife, Inc.....	.....Y.....	0.....
	0241	MetLife.....	00000..	26-0224429..	.....0	.....0	Daniel/Brighthouse Midtown Atlanta Master Limited Liability Company	DE.....	NIA.....	Brighthouse Life Insurance Company .....	Ownership.....	.....100.0	MetLife, Inc.....	.....N.....	0.....
	0241	MetLife.....	00000..	26-0301826..	.....0	.....0	1075 Peachtree, LLC.....	DE.....	NIA.....	Daniel/Brighthouse Midtown Limited Liability Company	Ownership.....	.....100.0	MetLife, Inc.....	.....N.....	0.....
	0241	MetLife.....	00000..	27-0227067..	.....0	.....0	TLA Holdings II LLC.....	DE.....	NIA.....	Brighthouse Life Insurance Company .....	Ownership.....	.....100.0	MetLife, Inc.....	.....N.....	0.....
	0241	MetLife.....	00000..	.....	.....0	.....0	TIC European Real Estate LP, LLC.....	DE.....	NIA.....	Brighthouse Life Insurance Company .....	Ownership.....	.....100.0	MetLife, Inc.....	.....N.....	0.....
	0241	MetLife.....	00000..	74-3261395..	.....0	.....0	TLA Holdings LLC.....	DE.....	NIA.....	Brighthouse Life Insurance Company .....	Ownership.....	.....100.0	MetLife, Inc.....	.....N.....	0.....
	0241	MetLife.....	00000..	51-0099394..	.....0	.....0	The Prospect Company.....	DE.....	NIA.....	TLA Holdings LLC.....	Ownership.....	.....100.0	MetLife, Inc.....	.....N.....	0.....
	0241	MetLife.....	16073..	81-4750360..	.....0	.....0	Brighthouse Reinsurance Company of Delaware (DE)	DE.....	IA.....	Brighthouse Life Insurance Company .....	Ownership.....	.....100.0	MetLife, Inc.....	.....N.....	0.....
	0241	MetLife.....	00000..	.....	.....0	.....0	Euro TL Investments LLC.....	DE.....	NIA.....	Brighthouse Life Insurance Company .....	Ownership.....	.....100.0	MetLife, Inc.....	.....N.....	0.....
	0241	MetLife.....	00000..	13-4153151..	.....0	.....0	MetLife Canadian Property Ventures LLC.....	NY.....	NIA.....	Metropolitan Life Insurance Company.....	Ownership.....	.....100.0	MetLife, Inc.....	.....N.....	0.....
	0241	MetLife.....	00000..	.....	.....0	.....0	MetLife Property Ventures Canada ULC.....	CAN.....	NIA.....	Metropolitan Life Insurance Company.....	Ownership.....	.....100.0	MetLife, Inc.....	.....N.....	0.....
	0241	MetLife.....	97136..	13-3114906..	.....3219773	.....0	Metropolitan Tower Life Insurance Company...	DE.....	IA.....	MetLife, Inc.....	Ownership.....	.....100.0	MetLife, Inc.....	.....N.....	0.....
	0241	MetLife.....	00000..	38-4035918..	.....0	.....0	MetLife Assignment Company, Inc (DE).....	DE.....	NIA.....	Metropolitan Tower Life Insurance Company...	Ownership.....	.....100.0	MetLife, Inc.....	.....Y.....	0.....
	0241	MetLife.....	00000..	.....	.....0	.....0	EntreCap Real Estate II, LLC.....	DE.....	NIA.....	Metropolitan Tower Life Insurance Company...	Ownership.....	.....100.0	MetLife, Inc.....	.....N.....	0.....
	0241	MetLife.....	00000..	.....	.....0	.....0	PREFCO Dix-Huit LLC.....	CT.....	NIA.....	EntreCap Real Estate II, LLC.....	Ownership.....	.....100.0	MetLife, Inc.....	.....N.....	0.....
	0241	MetLife.....	00000..	.....	.....0	.....0	PREFCO X Holdings LLC.....	CT.....	NIA.....	EntreCap Real Estate II, LLC.....	Ownership.....	.....100.0	MetLife, Inc.....	.....N.....	0.....
	0241	MetLife.....	00000..	.....	.....0	.....0	PREFCO Ten Limited Partnership.....	CT.....	NIA.....	EntreCap Real Estate II, LLC.....	Ownership.....	.....99.9	MetLife, Inc.....	.....N.....	0.....

### SCHEDULE Y

#### PART 1A - DETAIL OF INSURANCE HOLDING COMPANY SYSTEM

1	2	3	4	5	6	7	8	9	10	11	12	13	14	15	16
Group Code	Group Name	NAIC Company Code	ID Number	Federal RSSD	CIK	Name of Securities Exchange if Publicly Traded (U.S. or International)	Names of Parent, Subsidiaries or Affiliates	Domiciliary Location	Relationship to Reporting Entity	Directly Controlled by (Name of Entity/Person)	Type of Control (Ownership Board, Management, Attorney-in-Fact, Influence, Other)	If Control is Ownership Provide Percentage	Ultimate Controlling Entity(ies)/Person(s)	Is an SCA Filing Required? (Y/N)	*
0241	MetLife.....	00000..		.....0	.....0		PREFCO Ten Limited Partnership.....	CT.....	NIA.....	PREFCO X Holdings LLC.....	Ownership.....	.....0.1	MetLife, Inc.....	.....N.....	0.....
0241	MetLife.....	00000..		.....0	.....0		PREFCO Vingt LLC.....	CT.....	NIA.....	EntreCap Real Estate II, LLC.....	Ownership.....	.....100.0	MetLife, Inc.....	.....N.....	0.....
0241	MetLife.....	00000..		.....0	.....0		PREFCO Twenty Limited Partnership.....	CT.....	NIA.....	EntreCap Real Estate II, LLC.....	Ownership.....	.....99.0	MetLife, Inc.....	.....N.....	0.....
0241	MetLife.....	00000..		.....0	.....0		PREFCO Twenty Limited Partnership.....	CT.....	NIA.....	PREFCO Vingt LLC.....	Ownership.....	.....1.0	MetLife, Inc.....	.....N.....	0.....
0241	MetLife.....	00000..		.....0	.....0		Plaza Drive Properties, LLC.....	DE.....	NIA.....	Metropolitan Tower Life Insurance Company...	Ownership.....	.....100.0	MetLife, Inc.....	.....N.....	0.....
0241	MetLife.....	00000..		.....0	.....0		MTL Leasing, LLC.....	DE.....	NIA.....	Metropolitan Tower Life Insurance Company...	Ownership.....	.....100.0	MetLife, Inc.....	.....N.....	0.....
0241	MetLife.....	00000..		.....0	.....0		PREFCO IX Realty LLC.....	CT.....	NIA.....	MTL Leasing, LLC.....	Ownership.....	.....100.0	MetLife, Inc.....	.....N.....	0.....
0241	MetLife.....	00000..		.....0	.....0		PREFCO XIV Holdings LLC.....	CT.....	NIA.....	MTL Leasing, LLC.....	Ownership.....	.....100.0	MetLife, Inc.....	.....N.....	0.....
0241	MetLife.....	00000..		.....0	.....0		PREFCO Fourteen Limited Partnership.....	CT.....	NIA.....	MTL Leasing, LLC.....	Ownership.....	.....99.9	MetLife, Inc.....	.....N.....	0.....
0241	MetLife.....	00000..		.....0	.....0		PREFCO Fourteen Limited Partnership.....	CT.....	NIA.....	PREFCO XIV Holdings LLC.....	Ownership.....	.....0.1	MetLife, Inc.....	.....N.....	0.....
0241	MetLife.....	00000..		.....0	.....0		1320 Venture LLC.....	DE.....	NIA.....	MTL Leasing, LLC.....	Ownership.....	.....100.0	MetLife, Inc.....	.....N.....	0.....
0241	MetLife.....	00000..	13-3114906..	.....0	.....0		1320 GP LLC.....	DE.....	NIA.....	MTL Leasing, LLC.....	Ownership.....	.....100.0	MetLife, Inc.....	.....N.....	0.....
0241	MetLife.....	00000..	38-3846857..	.....0	.....0		1320 Owner LP.....	DE.....	NIA.....	1320 Venture LLC.....	Ownership.....	.....99.9	MetLife, Inc.....	.....N.....	0.....
0241	MetLife.....	00000..	38-3846857..	.....0	.....0		1320 Owner LP.....	DE.....	NIA.....	1320 GP LLC.....	Ownership.....	.....0.1	MetLife, Inc.....	.....N.....	0.....
0241	MetLife.....	00000..		.....3077272	.....0		MetLife Chile Inversiones Limitada.....	CHL.....	NIA.....	MetLife, Inc.....	Ownership.....	.....72.4	MetLife, Inc.....	.....N.....	0.....
0241	MetLife.....	00000..		.....3077272	.....0		MetLife Chile Inversiones Limitada.....	CHL.....	NIA.....	Inversiones MetLife Holdco Dos Limitada.....	Ownership.....	.....2.8	MetLife, Inc.....	.....N.....	0.....
0241	MetLife.....	00000..		.....3077272	.....0		MetLife Chile Inversiones Limitada.....	CHL.....	NIA.....	Natiloportem Holdings, LLC.....	Ownership.....	.....0.0	MetLife, Inc.....	.....N.....	0.....
0241	MetLife.....	00000..		.....3077272	.....0		MetLife Chile Inversiones Limitada.....	CHL.....	NIA.....	American Life Insurance Company.....	Ownership.....	.....24.9	MetLife, Inc.....	.....N.....	0.....
0241	MetLife.....	00000..	82-2405817..	.....0	.....0		MetLife Investment Management Holdings, LLC.....	DE.....	NIA.....	MetLife, Inc.....	Ownership.....	.....100.0	MetLife, Inc.....	.....N.....	0.....
0241	MetLife.....	00000..	20-8262386..	.....0	.....0		Logan Circle Partners, L.P. ....	PA.....	NIA.....	MetLife Investment Management Holdings, LLC.....	Ownership.....	.....100.0	MetLife, Inc.....	.....N.....	0.....
0241	MetLife.....	00000..	20-8262288..	.....0	.....0		Logan Circle Partners GP, LLC .....	PA.....	NIA.....	MetLife Investment Management Holdings, LLC.....	Ownership.....	.....100.0	MetLife, Inc.....	.....N.....	0.....
0241	MetLife.....	00000..		.....0	.....0		MetLife Real Estate Lending Manager LLC.....	DE.....	NIA.....	MetLife Investment Management Holdings, LLC.....	Ownership.....	.....100.0	MetLife, Inc.....	.....N.....	0.....
0241	MetLife.....	00000..		.....0	.....0		MetLife Real Estate Lending LLC.....	DE.....	NIA.....	MetLife Investment Management Holdings, LLC.....	Ownership.....	.....100.0	MetLife, Inc.....	.....N.....	0.....
0241	MetLife.....	00000..	38-3853223..	.....0	.....0		Logan Circle Partners I LLC .....	PA.....	NIA.....	Logan Circle Partners, L.P. ....	Ownership.....	.....100.0	MetLife, Inc.....	.....N.....	0.....
0241	MetLife.....	00000..	26-0333595..	.....0	.....0		Logan Circle Partners Investment Management LLC.....	DE.....	NIA.....	Logan Circle Partners, L.P. ....	Ownership.....	.....100.0	MetLife, Inc.....	.....N.....	0.....
0241	MetLife.....	00000..	AA-2280000..	.....3179774	.....0		MetLife Chile Seguros de Vida S.A.....	CHL.....	IA.....	MetLife Chile Inversiones Limitada.....	Ownership.....	.....100.0	MetLife, Inc.....	.....N.....	0.....
0241	MetLife.....	00000..	AA-2280000..	.....3179774	.....0		MetLife Chile Seguros de Vida S.A.....	CHL.....	IA.....	International Technical and Advisory Services Limited (USA-Delaware).....	Ownership.....	.....0.0	MetLife, Inc.....	.....N.....	0.....
0241	MetLife.....	00000..		.....0	.....0		Inversiones MetLife Holdco Tres Limitada (Chile).....	CHL.....	NIA.....	MetLife Chile Inversiones Limitada.....	Ownership.....	.....97.1	MetLife, Inc.....	.....N.....	0.....
0241	MetLife.....	00000..		.....0	.....0		Inversiones MetLife Holdco Tres Limitada (Chile).....	CHL.....	NIA.....	Inversiones MetLife Holdco Dos Limitada.....	Ownership.....	.....2.9	MetLife, Inc.....	.....N.....	0.....

97.9

# SCHEDULE Y

## PART 1A - DETAIL OF INSURANCE HOLDING COMPANY SYSTEM

1	2	3	4	5	6	7	8	9	10	11	12	13	14	15	16
Group Code	Group Name	NAIC Company Code	ID Number	Federal RSSD	CIK	Name of Securities Exchange if Publicly Traded (U.S. or International)	Names of Parent, Subsidiaries or Affiliates	Domiciliary Location	Relationship to Reporting Entity	Directly Controlled by (Name of Entity/Person)	Type of Control (Ownership Board, Management, Attorney-in-Fact, Influence, Other)	If Control is Ownership Provide Percentage	Ultimate Controlling Entity(ies)/Person(s)	Is an SCA Filing Required? (Y/N)	*
0241	MetLife.....	00000..	.....	.....0	.....0		AFP Provida S.A. (Chile) .....	CHL.....	NIA.....	MetLife Chile Inversiones Limitada.....	Ownership.....	.....10.9	MetLife, Inc.....	.....N.....	0.....
0241	MetLife.....	00000..	.....	.....0	.....0		AFP Provida S.A. (Chile) .....	CHL.....	NIA.....	Inversiones MetLife Holdco Tres Limitada.....	Ownership.....	.....42.4	MetLife, Inc.....	.....N.....	0.....
0241	MetLife.....	00000..	.....	.....0	.....0		AFP Provida S.A. (Chile) .....	CHL.....	NIA.....	Inversiones MetLife Holdco Dos Limitada.....	Ownership.....	.....42.4	MetLife, Inc.....	.....N.....	0.....
0241	MetLife.....	00000..	.....	4255282	.....0		MetLife Chile Administradora de Mutuos Hipotecarios S.A. ....	CHL.....	NIA.....	MetLife Chile Seguros de Vida S.A.....	Ownership.....	.....99.9	MetLife, Inc.....	.....N.....	0.....
0241	MetLife.....	00000..	.....	4255282	.....0		MetLife Chile Administradora de Mutuos Hipotecarios S.A. ....	CHL.....	NIA.....	MetLife Chile Inversiones Limitada.....	Ownership.....	.....0.1	MetLife, Inc.....	.....N.....	0.....
0241	MetLife.....	00000..	.....	.....0	.....0		Provida Internacional S.A. (Chile) .....	CHL.....	NIA.....	AFP Provida S.A.....	Ownership.....	.....100.0	MetLife, Inc.....	.....N.....	0.....
0241	MetLife.....	00000..	.....	.....0	.....0		Provida Internacional S.A. (Chile) .....	CHL.....	NIA.....	MetLife Chile Inversiones Limitada.....	Ownership.....	.....0.0	MetLife, Inc.....	.....N.....	0.....
0241	MetLife.....	00000..	.....	.....0	.....0		AFP Genesis Administradora de Fondos y Fidecomisos S.A. (Ecuador) .....	ECU.....	NIA.....	Provida Internacional S.A. ....	Ownership.....	.....99.9	MetLife, Inc.....	.....N.....	0.....
0241	MetLife.....	00000..	.....	.....0	.....0		AFP Genesis Administradora de Fondos y Fidecomisos S.A. (Ecuador) .....	ECU.....	NIA.....	AFP Provida S.A.....	Ownership.....	.....0.1	MetLife, Inc.....	.....N.....	0.....
0241	MetLife.....	00000..	.....	.....0	.....0		MetLife Chile Seguros Generales S.A. (Chile) .....	CHL.....	IA.....	MetLife Chile Inversiones Limitada.....	Ownership.....	.....100.0	MetLife, Inc.....	.....N.....	0.....
0241	MetLife.....	00000..	.....	.....0	.....0		MetLife Chile Seguros Generales S.A. (Chile) .....	CHL.....	IA.....	Inversiones MetLife Holdco Dos Limitada.....	Ownership.....	.....0.0	MetLife, Inc.....	.....N.....	0.....
0241	MetLife.....	00000..	52-1528581..	3921834	727303		SafeGuard Health Enterprises, Inc.....	DE.....	NIA.....	MetLife, Inc.....	Ownership.....	.....100.0	MetLife, Inc.....	.....N.....	0.....
0241	MetLife.....	95747..	93-0864866..	.....0	6324		SafeGuard Health Plans, Inc. (NV).....	NV.....	NIA.....	SafeGuard Health Enterprises, Inc.....	Ownership.....	.....100.0	MetLife, Inc.....	.....N.....	0.....
0241	MetLife.....	14170..	33-0733552..	.....0	6324		MetLife Health Plans, Inc.....	NJ.....	NIA.....	SafeGuard Health Enterprises, Inc.....	Ownership.....	.....100.0	MetLife, Inc.....	.....N.....	0.....
0241	MetLife.....	00000..	95-2879515..	.....0	6324		SafeGuard Health Plans, Inc. (CA).....	CA.....	NIA.....	SafeGuard Health Enterprises, Inc.....	Ownership.....	.....100.0	MetLife, Inc.....	.....N.....	0.....
0241	MetLife.....	79014..	33-0515751..	.....0	6324		SafeHealth Life Insurance Company.....	CA.....	NIA.....	SafeGuard Health Enterprises, Inc.....	Ownership.....	.....100.0	MetLife, Inc.....	.....N.....	0.....
0241	MetLife.....	52009..	65-0073323..	.....0	6324		SafeGuard Health Plans, Inc. (FL).....	FL.....	NIA.....	SafeGuard Health Enterprises, Inc.....	Ownership.....	.....100.0	MetLife, Inc.....	.....N.....	0.....
0241	MetLife.....	95051..	75-2046497..	.....0	6324		SafeGuard Health Plans, Inc. (TX).....	TX.....	NIA.....	SafeGuard Health Enterprises, Inc.....	Ownership.....	.....100.0	MetLife, Inc.....	.....N.....	0.....
0241	MetLife.....	00000..	98-1099650..	.....0	.....0		MetLife Global Benefits, Ltd.....	CYM.....	IA.....	MetLife, Inc.....	Ownership.....	.....100.0	MetLife, Inc.....	.....N.....	0.....
0241	MetLife.....	00000..	36-3665871..	3165900	.....0		Cova Life Management Company.....	DE.....	NIA.....	MetLife, Inc.....	Ownership.....	.....100.0	MetLife, Inc.....	.....N.....	0.....
0241	MetLife.....	00000..	.....	3817825	.....0		MetLife Services and Solutions, LLC.....	DE.....	NIA.....	MetLife, Inc.....	Ownership.....	.....100.0	MetLife, Inc.....	.....N.....	0.....
0241	MetLife.....	00000..	.....	3818523	.....0		MetLife Solutions Pte. Ltd.....	SGP.....	NIA.....	MetLife Services and Solutions, LLC.....	Ownership.....	.....100.0	MetLife, Inc.....	.....N.....	0.....
0241	MetLife.....	00000..	98-0613376..	3818550	.....0		MetLife Global Operations Support Center Private Limited .....	IND.....	NIA.....	MetLife Solutions Pte. Ltd.....	Ownership.....	.....100.0	MetLife, Inc.....	.....N.....	0.....
0241	MetLife.....	00000..	98-0613376..	3818550	.....0		MetLife Global Operations Support Center Private Limited .....	IND.....	NIA.....	Natiloportem Holdings, LLC.....	Ownership.....	.....0.0	MetLife, Inc.....	.....N.....	0.....
0241	MetLife.....	00000..	.....	3818541	.....0		MetLife Services East Private Limited.....	IND.....	NIA.....	MetLife Solutions Pte. Ltd.....	Ownership.....	.....100.0	MetLife, Inc.....	.....N.....	0.....
0241	MetLife.....	00000..	.....	3818541	.....0		MetLife Services East Private Limited.....	IND.....	NIA.....	Natiloportem Holdings, LLC.....	Ownership.....	.....0.0	MetLife, Inc.....	.....N.....	0.....
0241	MetLife.....	00000..	22-3805708..	3302488	.....0		Newbury Insurance Company, Limited.....	DE.....	IA.....	MetLife, Inc.....	Ownership.....	.....100.0	MetLife, Inc.....	.....N.....	0.....
0241	MetLife.....	60992..	13-3690700..	3302479	1167609		Brighthouse Life Insurance Company of NY.....	NY.....	IA.....	Brighthouse Life Insurance Company .....	Ownership.....	.....100.0	MetLife, Inc.....	.....N.....	0.....
0241	MetLife.....	00000..	13-3179826..	3219782	.....0		Enterprise General Insurance Agency, Inc.....	DE.....	IA.....	MetLife, Inc.....	Ownership.....	.....100.0	MetLife, Inc.....	.....N.....	0.....

97.10

# SCHEDULE Y

## PART 1A - DETAIL OF INSURANCE HOLDING COMPANY SYSTEM

1	2	3	4	5	6	7	8	9	10	11	12	13	14	15	16
Group Code	Group Name	NAIC Company Code	ID Number	Federal RSSD	CIK	Name of Securities Exchange if Publicly Traded (U.S. or International)	Names of Parent, Subsidiaries or Affiliates	Domiciliary Location	Relationship to Reporting Entity	Directly Controlled by (Name of Entity/Person)	Type of Control (Ownership Board, Management, Attorney-in-Fact, Influence, Other)	If Control is Ownership Provide Percentage	Ultimate Controlling Entity(ies)/Person(s)	Is an SCA Filing Required? (Y/N)	*
0241	MetLife.....	13626..	20-5819518..	...3921870	.....0		MetLife Reinsurance Company of Charleston...	SC.....	IA.....	MetLife, Inc.....	Ownership.....	.....100.0	MetLife, Inc.....	.....N.....	0.....
0241	MetLife.....	00000..	26-6122204..	...4254959	.....0		MetLife Capital Trust IV.....	DE.....	NIA.....	MetLife, Inc.....	Ownership.....	.....100.0	MetLife, Inc.....	.....N.....	0.....
0241	MetLife.....	00000..	27-0858844..	...4278786	.....0		MetLife Home Loans LLC.....	DE.....	NIA.....	MetLife, Inc.....	Ownership.....	.....100.0	MetLife, Inc.....	.....N.....	0.....
0241	MetLife.....	00000..	75-2417735..	...2602211	.....0		Federal Flood Certification LLC.....	TX.....	NIA.....	MetLife, Inc.....	Ownership.....	.....100.0	MetLife, Inc.....	.....N.....	0.....
0241	MetLife.....	00000..	55-0790010..	...3165807	.....0		MetLife Group, Inc.....	NY.....	NIA.....	MetLife, Inc.....	Ownership.....	.....100.0	MetLife, Inc.....	.....N.....	0.....
0241	MetLife.....	00000..		...3576355	.....0		MetLife Investment Advisors, LLC.....	DE.....	NIA.....	MetLife, Inc.....	Ownership.....	.....100.0	MetLife, Inc.....	.....N.....	0.....
0241	MetLife.....	00000..		.....0	.....0		MLIA SBAF Manager, LLC (DE).....	DE.....	NIA.....	MetLife Investment Advisors, LLC.....	Ownership.....	.....100.0	MetLife, Inc.....	.....N.....	0.....
0241	MetLife.....	00000..	20-4607161..	.....0	.....0		MetLife European Holdings, LLC.....	DE.....	NIA.....	MetLife, Inc.....	Ownership.....	.....100.0	MetLife, Inc.....	.....N.....	0.....
0241	MetLife.....	00000..		.....0	.....0		MetLife Core Property Fund GP, LLC.....	DE.....	NIA.....	MetLife Investment Advisors, LLC.....	Ownership.....	.....100.0	MetLife, Inc.....	.....N.....	0.....
0241	MetLife.....	00000..	80-0946518..	.....0	.....0		MetLife Core Property Fund, LP.....	DE.....	NIA.....	Metropolitan Life Insurance Company.....	Ownership.....	.....20.1	MetLife, Inc.....	.....N.....	0.....
0241	MetLife.....	00000..	80-0946518..	.....0	.....0		MetLife Core Property Fund, LP.....	DE.....	NIA.....	Metropolitan Life Insurance Company (on behalf of Sep Acct 746)	Ownership.....	.....3.2	MetLife, Inc.....	.....N.....	0.....
0241	MetLife.....	00000..	80-0946518..	.....0	.....0		MetLife Core Property Fund, LP.....	DE.....	NIA.....	MetLife Insurance Company of Korea, Limited	Ownership.....	.....2.9	MetLife, Inc.....	.....N.....	0.....
0241	MetLife.....	00000..	80-0946518..	.....0	.....0		MetLife Core Property Fund, LP.....	DE.....	NIA.....	General American Life Insurance Company...	Ownership.....	.....0.1	MetLife, Inc.....	.....N.....	0.....
0241	MetLife.....	00000..	80-0946518..	.....0	.....0		MetLife Core Property Fund, LP.....	DE.....	NIA.....	Brighthouse Life Insurance Company.....	Ownership.....	.....0.1	MetLife, Inc.....	.....N.....	0.....
0241	MetLife.....	00000..	80-0947139..	.....0	.....0		MetLife Core Property REIT, LLC.....	DE.....	NIA.....	MetLife Core Property Fund, LP.....	Ownership.....	.....100.0	MetLife, Inc.....	.....N.....	0.....
0241	MetLife.....	00000..	46-3934926..	.....0	.....0		MetLife Core Property Holdings, LLC.....	DE.....	NIA.....	MetLife Core Property REIT, LLC.....	Ownership.....	.....100.0	MetLife, Inc.....	.....N.....	0.....
0241	MetLife.....	00000..		.....0	.....0		MCP Property Management LLC (DE).....	DE.....	NIA.....	MetLife Core Property Holdings, LLC.....	Ownership.....	.....100.0	MetLife, Inc.....	.....N.....	0.....
0241	MetLife.....	00000..	13-4075851..	.....0	.....0		MetLife Commercial Mortgage Income Fund GP, LLC	DE.....	NIA.....	MetLife Investment Advisors, LLC.....	Ownership.....	.....100.0	MetLife, Inc.....	.....N.....	0.....
0241	MetLife.....	00000..	47-2630137..	.....0	.....0		MetLife Commercial Mortgage Income Fund LP	DE.....	NIA.....	Metropolitan Life Insurance Company.....	Ownership.....	.....33.2	MetLife, Inc.....	.....N.....	0.....
0241	MetLife.....	00000..	47-2630137..	.....0	.....0		MetLife Commercial Mortgage Income Fund LP	DE.....	NIA.....	Brighthouse Life Insurance Company.....	Ownership.....	.....11.1	MetLife, Inc.....	.....N.....	0.....
0241	MetLife.....	00000..	47-2630137..	.....0	.....0		MetLife Commercial Mortgage Income Fund LP	DE.....	NIA.....	MetLife Insurance Company of Korea, Limited	Ownership.....	.....3.0	MetLife, Inc.....	.....N.....	0.....
0241	MetLife.....	00000..	47-2630137..	.....0	.....0		MetLife Commercial Mortgage Income Fund LP	DE.....	NIA.....	MetLife Limited.....	Ownership.....	.....3.5	MetLife, Inc.....	.....N.....	0.....
0241	MetLife.....	00000..	47-2630137..	.....0	.....0		MetLife Commercial Mortgage Income Fund LP	DE.....	NIA.....	Metropolitan Life Insurance Company of Hong Kong Limited	Ownership.....	.....0.4	MetLife, Inc.....	.....N.....	0.....
0241	MetLife.....	00000..	47-2688528..	.....0	.....0		MetLife Commercial Mortgage REIT, LLC.....	DE.....	NIA.....	MetLife Commercial Mortgage Income Fund, LP	Ownership.....	.....100.0	MetLife, Inc.....	.....N.....	0.....
0241	MetLife.....	00000..	47-2703778..	.....0	.....0		MetLife Commercial Mortgage Originator, LLC.....	DE.....	NIA.....	MetLife Commercial Mortgage REIT, LLC.....	Ownership.....	.....100.0	MetLife, Inc.....	.....N.....	0.....
0241	MetLife.....	00000..	47-5495603..	.....0	.....0		MCMIF Holdco I, LLC.....	DE.....	NIA.....	MetLife Commercial Mortgage Originator, LLC.....	Ownership.....	.....100.0	MetLife, Inc.....	.....N.....	0.....
0241	MetLife.....	00000..		.....0	.....0		MetLife International PE Fund I, LP.....	CYM.....	NIA.....	MetLife Insurance K.K. (Japan).....	Ownership.....	.....92.6	MetLife, Inc.....	.....N.....	0.....
0241	MetLife.....	00000..		.....0	.....0		MetLife International PE Fund I, LP.....	CYM.....	NIA.....	Metropolitan Life Insurance Company of Hong Kong Limited	Ownership.....	.....0.6	MetLife, Inc.....	.....N.....	0.....

97.11

# SCHEDULE Y

## PART 1A - DETAIL OF INSURANCE HOLDING COMPANY SYSTEM

1	2	3	4	5	6	7	8	9	10	11	12	13	14	15	16
Group Code	Group Name	NAIC Company Code	ID Number	Federal RSSD	CIK	Name of Securities Exchange if Publicly Traded (U.S. or International)	Names of Parent, Subsidiaries or Affiliates	Domiciliary Location	Relationship to Reporting Entity	Directly Controlled by (Name of Entity/Person)	Type of Control (Ownership Board, Management, Attorney-in-Fact, Influence, Other)	If Control is Ownership Provide Percentage	Ultimate Controlling Entity(ies)/Person(s)	Is an SCA Filing Required? (Y/N)	*
0241	MetLife.....	00000..	.....	.....0	.....0	.....	MetLife International PE Fund I, LP.....	CYM.....	NIA.....	MetLife Limited (Hong Kong).....	Ownership.....	.....2.7	MetLife, Inc.....	.....N.....	0.....
0241	MetLife.....	00000..	.....	.....0	.....0	.....	MetLife International PE Fund I, LP.....	CYM.....	NIA.....	MetLife Mexico S.A.....	Ownership.....	.....4.1	MetLife, Inc.....	.....N.....	0.....
0241	MetLife.....	00000..	.....	.....0	.....0	.....	MetLife Alternatives GP, LLC.....	DE.....	NIA.....	MetLife Investment Advisors, LLC.....	Ownership.....	.....100.0	MetLife, Inc.....	.....N.....	0.....
0241	MetLife.....	00000..	98-1150291..	.....0	.....0	.....	MetLife International HF Partners, LP.....	CYM.....	NIA.....	MetLife Insurance K.K. (Japan).....	Ownership.....	.....88.2	MetLife, Inc.....	.....N.....	0.....
0241	MetLife.....	00000..	98-1150291..	.....0	.....0	.....	MetLife International HF Partners, LP.....	CYM.....	NIA.....	MetLife Insurance Company of Korea, Limited	Ownership.....	.....9.5	MetLife, Inc.....	.....N.....	0.....
0241	MetLife.....	00000..	98-1150291..	.....0	.....0	.....	MetLife International HF Partners, LP.....	CYM.....	NIA.....	MetLife Limited (Hong Kong) .....	Ownership.....	.....2.3	MetLife, Inc.....	.....N.....	0.....
0241	MetLife.....	00000..	98-1150291..	.....0	.....0	.....	MetLife International HF Partners, LP.....	CYM.....	NIA.....	MetLife Alternatives GP, LLC.....	Ownership.....	.....0.0	MetLife, Inc.....	.....N.....	0.....
0241	MetLife.....	00000..	98-1162663..	.....0	.....0	.....	MetLife International PE Fund II, LP.....	CYM.....	NIA.....	MetLife Insurance K.K. (Japan).....	Ownership.....	.....94.5	MetLife, Inc.....	.....N.....	0.....
0241	MetLife.....	00000..	98-1162663..	.....0	.....0	.....	MetLife International PE Fund II, LP.....	CYM.....	NIA.....	MetLife Limited (Hong Kong) .....	Ownership.....	.....2.8	MetLife, Inc.....	.....N.....	0.....
0241	MetLife.....	00000..	98-1162663..	.....0	.....0	.....	MetLife International PE Fund II, LP.....	CYM.....	NIA.....	MetLife Mexico S.A.....	Ownership.....	.....2.1	MetLife, Inc.....	.....N.....	0.....
0241	MetLife.....	00000..	98-1162663..	.....0	.....0	.....	MetLife International PE Fund II, LP.....	CYM.....	NIA.....	Metropolitan Life Insurance Company of Hong Kong Limited	Ownership.....	.....0.6	MetLife, Inc.....	.....N.....	0.....
0241	MetLife.....	00000..	98-1226825..	.....0	.....0	.....	MetLife International PE Fund III, LP.....	CYM.....	NIA.....	MetLife Insurance K.K. (Japan).....	Ownership.....	.....88.9	MetLife, Inc.....	.....N.....	0.....
0241	MetLife.....	00000..	98-1226825..	.....0	.....0	.....	MetLife International PE Fund III, LP.....	CYM.....	NIA.....	MetLife Insurance Company of Korea, Limited	Ownership.....	.....7.9	MetLife, Inc.....	.....N.....	0.....
0241	MetLife.....	00000..	98-1226825..	.....0	.....0	.....	MetLife International PE Fund III, LP.....	CYM.....	NIA.....	Metropolitan Life Insurance Company of Hong Kong Limited	Ownership.....	.....0.6	MetLife, Inc.....	.....N.....	0.....
0241	MetLife.....	00000..	98-1226825..	.....0	.....0	.....	MetLife International PE Fund III, LP.....	CYM.....	NIA.....	MetLife Limited (Hong Kong).....	Ownership.....	.....2.6	MetLife, Inc.....	.....N.....	0.....
0241	MetLife.....	00000..	98-1277596..	.....0	.....0	.....	MetLife International PE Fund IV, LP.....	CYM.....	NIA.....	MetLife Insurance K.K. (Japan).....	Ownership.....	.....94.7	MetLife, Inc.....	.....N.....	0.....
0241	MetLife.....	00000..	98-1277596..	.....0	.....0	.....	MetLife International PE Fund IV, LP.....	CYM.....	NIA.....	MetLife Insurance Company of Korea, Limited	Ownership.....	.....3.8	MetLife, Inc.....	.....N.....	0.....
0241	MetLife.....	00000..	98-1277596..	.....0	.....0	.....	MetLife International PE Fund IV, LP.....	CYM.....	NIA.....	MetLife Limited (Hong Kong).....	Ownership.....	.....1.5	MetLife, Inc.....	.....N.....	0.....
0241	MetLife.....	00000..	.....	.....0	.....0	.....	MetLife International PE Fund V, LP.....	CYM.....	NIA.....	MetLife Insurance K.K. (Japan).....	Ownership.....	.....81.7	MetLife, Inc.....	.....N.....	0.....
0241	MetLife.....	00000..	.....	.....0	.....0	.....	MetLife International PE Fund V, LP.....	CYM.....	NIA.....	MetLife Insurance Company of Korea, Limited	Ownership.....	.....3.3	MetLife, Inc.....	.....N.....	0.....
0241	MetLife.....	00000..	.....	.....0	.....0	.....	MetLife International PE Fund V, LP.....	CYM.....	NIA.....	MetLife Limited (Hong Kong).....	Ownership.....	.....15.0	MetLife, Inc.....	.....N.....	0.....
0241	MetLife.....	00000..	.....	.....0	.....0	.....	MetLife International PE Fund VI, LP.....	CYM.....	NIA.....	MetLife Insurance K.K. (Japan).....	Ownership.....	.....95.7	MetLife, Inc.....	.....N.....	0.....
0241	MetLife.....	00000..	.....	.....0	.....0	.....	MetLife International PE Fund VI, LP.....	CYM.....	NIA.....	MetLife Insurance Company of Korea, Limited	Ownership.....	.....4.3	MetLife, Inc.....	.....N.....	0.....
0241	MetLife.....	00000..	.....	.....0	.....0	.....	MetLife Loan Asset Management, LLC.....	DE.....	NIA.....	MetLife Investment Advisors, LLC.....	Ownership.....	.....100.0	MetLife, Inc.....	.....N.....	0.....
0241	MetLife.....	00000..	46-4140926..	.....	.....0	.....	MIM Property Management, LLC.....	DE.....	NIA.....	MetLife Investment Advisors, LLC.....	Ownership.....	.....100.0	MetLife, Inc.....	.....N.....	0.....
0241	MetLife.....	13092..	26-1511401..	.....4300892	.....0	.....	MetLife Reinsurance Company of Vermont.....	VT.....	IA.....	MetLife, Inc.....	Ownership.....	.....100.0	MetLife, Inc.....	.....N.....	0.....
0241	MetLife.....	62634..	51-0104167..	.....4255107	.....0	.....	Delaware American Life Insurance Company.....	DE.....	IA.....	MetLife, Inc.....	Ownership.....	.....100.0	MetLife, Inc.....	.....N.....	0.....
0241	MetLife.....	00000..	27-1206753..	.....	.....0	.....	MetLife Consumer Services, Inc.....	DE.....	NIA.....	MetLife, Inc.....	Ownership.....	.....100.0	MetLife, Inc.....	.....N.....	0.....
0241	MetLife.....	00000..	81-3846992..	.....	.....0	.....	Brighthouse Financial, Inc.....	DE.....	NIA.....	MetLife, Inc.....	Ownership.....	.....19.2	MetLife, Inc.....	.....N.....	0.....
0241	MetLife.....	00000..	.....	.....0	.....0	.....	Brighthouse Holdings, LLC.....	DE.....	NIA.....	Brighthouse Financial, Inc.....	Ownership.....	.....100.0	MetLife, Inc.....	.....N.....	0.....
0241	MetLife.....	00000..	81-2253384..	.....	.....0	.....	MetLife Insurance Brokerage, Inc.....	NY.....	NIA.....	MetLife, Inc.....	Ownership.....	.....100.0	MetLife, Inc.....	.....N.....	0.....
0241	MetLife.....	60690..	98-0000065..	.....4247326	.....0	.....	American Life Insurance Company .....	DE.....	IA.....	MetLife, Inc.....	Ownership.....	.....100.0	MetLife, Inc.....	.....N.....	0.....
0241	MetLife.....	00000..	AA-1580066..	.....	.....0	.....	MetLife Insurance K.K. (Japan).....	JPN.....	IA.....	American Life Insurance Company.....	Ownership.....	.....100.0	MetLife, Inc.....	.....N.....	0.....
0241	MetLife.....	00000..	.....	.....4255330	.....0	.....	Communication One Kabushiki Kaisha (Japan).....	JPN.....	NIA.....	MetLife Insurance K.K. (Japan).....	Ownership.....	.....100.0	MetLife, Inc.....	.....N.....	0.....

97.12

**SCHEDULE Y**

**PART 1A - DETAIL OF INSURANCE HOLDING COMPANY SYSTEM**

1	2	3	4	5	6	7	8	9	10	11	12	13	14	15	16
Group Code	Group Name	NAIC Company Code	ID Number	Federal RSSD	CIK	Name of Securities Exchange if Publicly Traded (U.S. or International)	Names of Parent, Subsidiaries or Affiliates	Domiciliary Location	Relationship to Reporting Entity	Directly Controlled by (Name of Entity/Person)	Type of Control (Ownership Board, Management, Attorney-in-Fact, Influence, Other)	If Control is Ownership Provide Percentage	Ultimate Controlling Entity(ies)/Person(s)	Is an SCA Filing Required? (Y/N)	*
0241	MetLife.....	00000...		4250018	0		MetLife Life Insurance Company (Egypt).....	EGY.....	IA.....	MetLife Global Holding Company I GmbH (Swiss)	Ownership.....	84.1	MetLife, Inc.....	N.....	0.....
0241	MetLife.....	00000...	AA-1860015.	0	0		MetLife Emeklilik ve Hayat A.S. (Turkey).....	TUR.....	IA.....	MetLife Global Holding Company II GmbH (Swiss)	Ownership.....	100.0	MetLife, Inc.....	N.....	0.....
0241	MetLife.....	00000...		0	0		MetLife Life Insurance S.A. (Greece).....	GRC.....	IA.....	MetLife EU Holding Company Limited (Ireland)	Ownership.....	100.0	MetLife, Inc.....	N.....	0.....
0241	MetLife.....	00000...		4255349	0		MetLife Mutual Fund Company (Greece).....	GRC.....	NIA.....	MetLife Life Insurance Company S.A.....	Ownership.....	90.0	MetLife, Inc.....	N.....	0.....
0241	MetLife.....	00000...		4304032	0		International Investment Holding Company Limited (Russia)	RUS.....	NIA.....	American Life Insurance Company .....	Ownership.....	100.0	MetLife, Inc.....	N.....	0.....
0241	MetLife.....	00000...		0	0		UBB-MetLife Zhivotozastrahovatelno Drujestvo AD (Bulgaria)	BGR.....	IA.....	MetLife EU Holding Company Limited (Ireland)	Ownership.....	40.0	MetLife, Inc.....	N.....	0.....
0241	MetLife.....	00000...		0	0		MetLife American International Group and Arab National Bank Cooperative Insurance Company	SAU.....	IA.....	American Life Insurance Company .....	Ownership.....	30.0	MetLife, Inc.....	N.....	0.....
0241	MetLife.....	00000...		4250072	0		PJSC MetLife (Ukraine).....	UKR.....	IA.....	MetLife Global Holding Company II GmbH (Swiss)	Ownership.....	100.0	MetLife, Inc.....	N.....	0.....
0241	MetLife.....	00000...		4250072	0		PJSC MetLife (Ukraine).....	UKR.....	IA.....	International Technical and Advisory Services Limited (USA-Delaware)	Ownership.....	0.0	MetLife, Inc.....	N.....	0.....
0241	MetLife.....	00000...		4250072	0		PJSC MetLife (Ukraine).....	UKR.....	IA.....	Borderland Investments Limited (USA-Delaware)	Ownership.....	0.0	MetLife, Inc.....	N.....	0.....
0241	MetLife.....	00000...		0	0		MetLife Innovation Centre Limited.....	IRL.....	NIA.....	MetLife Global Holding Company II GmbH (Swiss)	Ownership.....	100.0	MetLife, Inc.....	N.....	0.....
0241	MetLife.....	00000...	51-0205283..	0	0		International Technical and Advisory Services Limited (USA-Delaware)	DE.....	NIA.....	American Life Insurance Company .....	Ownership.....	100.0	MetLife, Inc.....	N.....	0.....
0241	MetLife.....	00000...	02-0649743..	0	0		Borderland Investments Limited (USA-Delaware)	DE.....	NIA.....	American Life Insurance Company .....	Ownership.....	100.0	MetLife, Inc.....	N.....	0.....
0241	MetLife.....	00000...		0	0		ALICO Hellas Single Member Limited Liability Company (Greece)	GRC.....	NIA.....	Borderland Investments Limited (USA-Delaware)	Ownership.....	100.0	MetLife, Inc.....	N.....	0.....
0241	MetLife.....	00000...		0	0		MetLife Asset Management Corp. (Japan).....	JPN.....	NIA.....	ALICO Operations, LLC (DE).....	Ownership.....	100.0	MetLife, Inc.....	N.....	0.....
0241	MetLife.....	00000...		4249311	0		MetLife Mas, S.A. de C.V (Mexico).....	MEX.....	IA.....	MetLife International Holdings, LLC.....	Ownership.....	100.0	MetLife, Inc.....	N.....	0.....
0241	MetLife.....	00000...		4249311	0		MetLife Mas, S.A. de C.V (Mexico).....	MEX.....	IA.....	International Technical and Advisory Services Limited (USA-Delaware)	Ownership.....	0.0	MetLife, Inc.....	N.....	0.....
0241	MetLife.....	00000...		4251293	0		MetLife Seguros S.A. (Uruguay).....	URY.....	IA.....	ALICO Operations, LLC (DE).....	Ownership.....	100.0	MetLife, Inc.....	N.....	0.....
0241	MetLife.....	00000...		0	0		MetLife Colombia Seguros de Vida S.A. (Columbia)	COL.....	IA.....	MetLife Global Holding Company II GmbH (Swiss)	Ownership.....	90.0	MetLife, Inc.....	N.....	0.....
0241	MetLife.....	00000...		0	0		MetLife Colombia Seguros de Vida S.A. (Columbia)	COL.....	IA.....	MetLife Global Holding Company I GmbH (Swiss)	Ownership.....	10.0	MetLife, Inc.....	N.....	0.....

97.13

## SCHEDULE Y

### PART 1A - DETAIL OF INSURANCE HOLDING COMPANY SYSTEM

1	2	3	4	5	6	7	8	9	10	11	12	13	14	15	16
Group Code	Group Name	NAIC Company Code	ID Number	Federal RSSD	CIK	Name of Securities Exchange if Publicly Traded (U.S. or International)	Names of Parent, Subsidiaries or Affiliates	Domiciliary Location	Relationship to Reporting Entity	Directly Controlled by (Name of Entity/Person)	Type of Control (Ownership Board, Management, Attorney-in-Fact, Influence, Other)	If Control is Ownership Provide Percentage	Ultimate Controlling Entity(ies)/Person(s)	Is an SCA Filing Required? (Y/N)	*
0241	MetLife.....	00000..		.....0	.....0		MetLife Colombia Seguros de Vida S.A. (Columbia)	COL.....	IA.....	International Technical and Advisory Services Limited (USA-Delaware)	Ownership.....	.....0.0	MetLife, Inc.....	.....N.....	0.....
0241	MetLife.....	00000..		.....0	.....0		MetLife Colombia Seguros de Vida S.A. (Columbia)	COL.....	IA.....	Borderland Investments Limited (USA-Delaware)	Ownership.....	.....0.0	MetLife, Inc.....	.....N.....	0.....
0241	MetLife.....	00000..		.....0	.....0		MetLife Colombia Seguros de Vida S.A. (Columbia)	COL.....	IA.....	Natiloportem Holdings, LLC.....	Ownership.....	.....0.0	MetLife, Inc.....	.....N.....	0.....
0241	MetLife.....	00000..	13-3912049..	.....0	.....0		ALICO Properties, Inc. (USA-Delaware).....	DE.....	NIA.....	American Life Insurance Company.....	Ownership.....	.....51.0	MetLife, Inc.....	.....N.....	0.....
0241	MetLife.....	00000..	13-3919049..	.....0	.....0		Global Properties, Inc. (USA-Delaware).....	DE.....	NIA.....	ALICO Properties, Inc.....	Ownership.....	.....100.0	MetLife, Inc.....	.....N.....	0.....
0241	MetLife.....	00000..		.....0	.....0		MetLife Global Holding Company I GmbH (Swiss)	CHE.....	NIA.....	American Life Insurance Company.....	Ownership.....	.....100.0	MetLife, Inc.....	.....N.....	0.....
0241	MetLife.....	00000..		.....0	.....0		MetLife Global Holding Company II GmbH (Swiss)	CHE.....	NIA.....	MetLife Global Holding Company I GmbH (Swiss)	Ownership.....	.....100.0	MetLife, Inc.....	.....N.....	0.....
0241	MetLife.....	00000..		.....0	.....0		MetLife Investment Management Holdings (Ireland) Limited	IRL.....	NIA.....	MetLife Global Holding Company II GmbH (Swiss)	Ownership.....	.....100.0	MetLife, Inc.....	.....N.....	0.....
0241	MetLife.....	00000..		.....0	.....0		MetLife Syndicated Bank Loan Lux GP, S.à.r.l.	LUX.....	NIA.....	MetLife Investment Management Holdings (Ireland) Limited	Ownership.....	.....100.0	MetLife, Inc.....	.....N.....	0.....
0241	MetLife.....	00000..	98-1372544..	.....0	.....0		MetLife BL Feeder (Cayman), LP.....	CYM.....	NIA.....	MetLife Syndicated Bank Loan Lux GP, S.à.r.l.	Ownership.....	.....100.0	MetLife, Inc.....	.....N.....	0.....
0241	MetLife.....	00000..	82-3255634..	.....0	.....0		MetLife BL Feeder , LP.....	DE.....	NIA.....	MetLife Syndicated Bank Loan Lux GP, S.à.r.l.	Ownership.....	.....100.0	MetLife, Inc.....	.....N.....	0.....
0241	MetLife.....	00000..	98-1372721..	.....0	.....0		MetLife Syndicated Bank Loan Fund, SCSp (Luxembourg)	LUX.....	NIA.....	MetLife Syndicated Bank Loan Lux GP, S.à.r.l.	Ownership.....	.....100.0	MetLife, Inc.....	.....N.....	0.....
0241	MetLife.....	00000..	30-0615846..	.....0	.....0		ALICO Operations, LLC (DE).....	DE.....	NIA.....	MetLife Global Holding Company II GmbH (Swiss)	Ownership.....	.....100.0	MetLife, Inc.....	.....N.....	0.....
0241	MetLife.....	00000..		.....0	.....0		MetLife EU Holding Company Limited (Ireland).	IRL.....	NIA.....	MetLife Global Holding Company II GmbH (Swiss)	Ownership.....	.....100.0	MetLife, Inc.....	.....N.....	0.....
0241	MetLife.....	00000..	98-0552186..	.....4249302	.....0		ALICO European Holding Limited (Ireland).....	IRL.....	NIA.....	MetLife Global Holding Company II GmbH (Swiss)	Ownership.....	.....100.0	MetLife, Inc.....	.....N.....	0.....
0241	MetLife.....	00000..	AA-1780108..	.....0	.....0		MetLife Europe d.a.c.....	IRL.....	IA.....	MetLife EU Holding Company Limited (Ireland)	Ownership.....	.....100.0	MetLife, Inc.....	.....N.....	0.....
0241	MetLife.....	00000..		.....0	.....0		MetLife Services EOOD (Bulgaria).....	BGR.....	NIA.....	MetLife EU Holding Company Limited (Ireland)	Ownership.....	.....100.0	MetLife, Inc.....	.....N.....	0.....
0241	MetLife.....	00000..		.....0	.....0		MetLife Pension Trustees Limited (UK).....	GBR.....	IA.....	MetLife Europe d.a.c.....	Ownership.....	.....100.0	MetLife, Inc.....	.....N.....	0.....
0241	MetLife.....	00000..		.....4255367	.....0		First American-Hungarian Insurance Agency Limited (Hungary)	HUN.....	IA.....	MetLife EU Holding Company Limited (Ireland)	Ownership.....	.....100.0	MetLife, Inc.....	.....N.....	0.....
0241	MetLife.....	00000..		.....4258407	.....0		MetLife Solutions S.A.S. (France).....	FRA.....	NIA.....	MetLife EU Holding Company Limited (Ireland)	Ownership.....	.....100.0	MetLife, Inc.....	.....N.....	0.....

97.14



## SCHEDULE Y

## PART 1A - DETAIL OF INSURANCE HOLDING COMPANY SYSTEM

1	2	3	4	5	6	7	8	9	10	11	12	13	14	15	16
Group Code	Group Name	NAIC Company Code	ID Number	Federal RSSD	CIK	Name of Securities Exchange if Publicly Traded (U.S. or International)	Names of Parent, Subsidiaries or Affiliates	Domiciliary Location	Relationship to Reporting Entity	Directly Controlled by (Name of Entity/Person)	Type of Control (Ownership Board, Management, Attorney-in-Fact, Influence, Other)	If Control is Ownership Provide Percentage	Ultimate Controlling Entity(ies)/Person(s)	Is an SCA Filing Required? (Y/N)	*
0241	MetLife.....	00000...		.....0	.....0		MetLife Asia Holding Company Pte. Ltd. ....	SGP.....	NIA.....	MetLife Global Holding Company II GmbH (Swiss)	Ownership.....	.....100.0	MetLife, Inc.....	.....N.....	0.....
0241	MetLife.....	00000...		.....0	.....0		MetLife Innovation Centre Pte. Ltd. ....	SGP.....	NIA.....	MetLife Asia Holding Company Pte. Ltd. ....	Ownership.....	.....100.0	MetLife, Inc.....	.....N.....	0.....
0241	MetLife.....	00000...		.....0	.....0		MetLife Reinsurance Company of Bermuda Ltd.	BMU.....	IA.....	MetLife Global Holding Company II GmbH (Swiss)	Ownership.....	.....100.0	MetLife, Inc.....	.....N.....	0.....
0241	MetLife.....	00000...		.....0	.....0		MetLife Investment Management Limited (UK)..	GBR.....	NIA.....	MetLife Global Holding Company II GmbH (Swiss)	Ownership.....	.....100.0	MetLife, Inc.....	.....N.....	0.....
0241	MetLife.....	00000...		.....4255246	.....0		Metropolitan Life Societate de Administrare a unui Fond de Pensii Administrat Privat S.A. (Romania)	ROU.....	IA.....	MetLife EU Holding Company Limited (Ireland)	Ownership.....	.....100.0	MetLife, Inc.....	.....N.....	0.....
0241	MetLife.....	00000...		.....4255246	.....0		Metropolitan Life Societate de Administrare a unui Fond de Pensii Administrat Privat S.A. (Romania)	ROU.....	IA.....	MetLife Services Sp. z o.o .....	Ownership.....	.....0.0	MetLife, Inc.....	.....N.....	0.....
0241	MetLife.....	00000...		.....4249469	.....0		ZAO Master D (Russia).....	RUS.....	NIA.....	ALICO European Holding Limited (Ireland).....	Ownership.....	.....100.0	MetLife, Inc.....	.....N.....	0.....
0241	MetLife.....	00000...		.....4249991	.....0		Joint-Stock Company MetLife Insurance Company (Russia)	RUS.....	IA.....	MetLife Global Holding Company II GmbH (Swiss)	Ownership.....	.....49.0	MetLife, Inc.....	.....N.....	0.....
0241	MetLife.....	00000...		.....4249991	.....0		Joint-Stock Company MetLife Insurance Company (Russia)	RUS.....	IA.....	ZAO Master D (Russia).....	Ownership.....	.....51.0	MetLife, Inc.....	.....N.....	0.....
0241	MetLife.....	00000...		.....4255198	.....0		MetLife Slovakia s.r.o.....	SVK.....	NIA.....	MetLife EU Holding Company Limited (Ireland)	Ownership.....	.....100.0	MetLife, Inc.....	.....N.....	0.....
0241	MetLife.....	00000...		.....4255198	.....0		MetLife Slovakia s.r.o.....	SVK.....	NIA.....	International Technical and Advisory Services Limited (USA-Delaware)	Ownership.....	.....0.0	MetLife, Inc.....	.....N.....	0.....
0241	MetLife.....	00000...		.....0	.....0		MetLife Services Cyprus Ltd.....	CYP.....	NIA.....	MetLife EU Holding Company Limited (Ireland)	Ownership.....	.....100.0	MetLife, Inc.....	.....N.....	0.....
0241	MetLife.....	00000...		.....0	.....0		Hellenic Alico Life Insurance Company Ltd. (Cyprus)	CYP.....	IA.....	MetLife Services Cyprus Ltd.....	Ownership.....	.....27.5	MetLife, Inc.....	.....N.....	0.....
0241	MetLife.....	00000...		.....4247335	.....0		MetLife Towarzystwo Ubezpieczen na Zycie i Reasekuracji S.A.	POL.....	IA.....	MetLife EU Holding Company Limited (Ireland)	Ownership.....	.....100.0	MetLife, Inc.....	.....N.....	0.....
0241	MetLife.....	00000...		.....4255264	.....0		MetLife Services Sp. z o.o .....	POL.....	NIA.....	MetLife Towarzystwo Ubezpieczen na Zycie i Reasekuracji S.A.	Ownership.....	.....100.0	MetLife, Inc.....	.....N.....	0.....
0241	MetLife.....	00000...		.....4251154	.....0		MetLife Powszechne Towarzystwo Emerytalne (Poland)	POL.....	IA.....	MetLife Towarzystwo Ubezpieczen na Zycie i Reasekuracji S.A.	Ownership.....	.....100.0	MetLife, Inc.....	.....N.....	0.....
0241	MetLife.....	00000...	AA-9640009.	.....4255255	.....0		MetLife Towarzystwo Funduszy Inwestycyjnych S.A.	POL.....	NIA.....	MetLife Towarzystwo Ubezpieczen na Zycie i Reasekuracji S.A.	Ownership.....	.....100.0	MetLife, Inc.....	.....N.....	0.....
0241	MetLife.....	00000...		.....4258331	.....0		Agenvita S.r.l. (Italy).....	ITA.....	IA.....	MetLife EU Holding Company Limited (Ireland)	Ownership.....	.....100.0	MetLife, Inc.....	.....N.....	0.....
0241	MetLife.....	00000...		.....0	.....0		MetLife Services, Sociedad Limitada (Spain)....	ESP.....	NIA.....	MetLife EU Holding Company Limited (Ireland)	Ownership.....	.....100.0	MetLife, Inc.....	.....N.....	0.....

## SCHEDULE Y

### PART 1A - DETAIL OF INSURANCE HOLDING COMPANY SYSTEM

1	2	3	4	5	6	7	8	9	10	11	12	13	14	15	16
Group Code	Group Name	NAIC Company Code	ID Number	Federal RSSD	CIK	Name of Securities Exchange if Publicly Traded (U.S. or International)	Names of Parent, Subsidiaries or Affiliates	Domiciliary Location	Relationship to Reporting Entity	Directly Controlled by (Name of Entity/Person)	Type of Control (Ownership Board, Management, Attorney-in-Fact, Influence, Other)	If Control is Ownership Provide Percentage	Ultimate Controlling Entity(ies)/Person(s)	Is an SCA Filing Required? (Y/N)	*
0241	MetLife.....	00000..		.....0	.....0		MetLife Europe Insurance d.a.c .....	IRL.....	IA.....	MetLife EU Holding Company Limited (Ireland)	Ownership.....	.....93.0	MetLife, Inc.....	.....N.....	0.....
0241	MetLife.....	00000..		.....0	.....0		MetLife Europe Insurance d.a.c .....	IRL.....	IA.....	American Life Insurance Company .....	Ownership.....	.....7.0	MetLife, Inc.....	.....N.....	0.....
0241	MetLife.....	00000..		.....4189864	.....0		MetLife Europe Services Limited (Ireland).....	IRL.....	NIA.....	MetLife EU Holding Company Limited (Ireland)	Ownership.....	.....100.0	MetLife, Inc.....	.....N.....	0.....
0241	MetLife.....	00000..	95-3947585..	.....3166064	.....0		MetLife Investors Group, LLC.....	DE.....	NIA.....	MetLife, Inc.....	Ownership.....	.....100.0	MetLife, Inc.....	.....N.....	0.....
0241	MetLife.....	00000..	43-1906210..	.....3373563	.....1130412		MetLife Investments Securities LLC (DE).....	DE.....	NIA.....	MetLife Investors Group, LLC.....	Ownership.....	.....100.0	MetLife, Inc.....	.....N.....	0.....
0241	MetLife.....	00000..		.....0	.....0		MetLife Investors Distribution Company.....	MO.....	NIA.....	MetLife Investors Group, LLC.....	Ownership.....	.....100.0	MetLife, Inc.....	.....N.....	0.....

**SCHEDULE Y**

**PART 2 - SUMMARY OF INSURER'S TRANSACTIONS WITH ANY AFFILIATES**

1	2	3	4	5	6	7	8	9	10	11	12	13
NAIC Company Code	ID Number	Names of Insurers and Parent, Subsidiaries or Affiliates	Shareholder Dividends	Capital Contributions	Purchases, Sales or Exchanges of Loans, Securities, Real Estate, Mortgage Loans or Other Investments	Income/ (Disbursements) Incurred in Connection with Guarantees or Undertakings for the Benefit of any Affiliate(s)	Management Agreements and Service Contracts	Income/ (Disbursements) Incurred under Reinsurance Agreements	*	Any Other Material Activity Not in the Ordinary Course of the Insurer's Business	Totals	Reinsurance Recoverable/ (Payable) on Losses and/or Reserve Credit Taken/ (Liability)
<b>Affiliated Transactions</b>												
0.....	13-4075851.....	MetLife, Inc.....	4,927,607,196	478,284,896	(1,100,000,000)	0	579,186,589	0		(103,953,777)	4,781,124,904	0
65978.....	13-5581829.....	Metropolitan Life Insurance Company.....	(2,362,350,000)	(2,029,015,769)	367,676,800	0	(2,197,781,057)	159,295,528		220,995,400	(5,841,179,098)	12,459,862,821
0.....		MLIC CB Holdings LLC.....	0	(3,500,000)	0	0	0	0		0	(3,500,000)	0
0.....	20-2985998.....	500 Grant Street GP, LLC.....	0	(150,000)	0	0	0	0		0	(150,000)	0
0.....		Euro CL Investments LLC.....	0	(180,435)	0	0	0	0		0	(180,435)	0
0.....		The Building at 575 Fifth Avenue Mezzanine LLC.....	0	8,437,479	0	0	0	0		0	8,437,479	0
0.....	82-3135079.....	150 North Riverside PE Member, LLC.....	0	210,000,000	0	0	0	0		0	210,000,000	0
0.....		MetLife Investments Asia Limited (Hong Kong).....	0	0	0	0	0	5,500,573		0	5,500,573	0
0.....		MetLife Investments Limited (UK).....	0	0	0	0	0	18,635,009		0	18,635,009	0
0.....		MetLife Latin America Asesorias e Inversiones Limitada (Chile).....	0	0	0	0	0	12,585,735		0	12,585,735	0
0.....	86-1176467.....	MEX DF Properties, LLC.....	0	(8,692,998)	0	0	0	0		0	(8,692,998)	0
0.....	13-3619870.....	23rd Street Investments, Inc.....	(6,650,000)	(3,378,140)	0	0	725,405	0		0	(9,302,735)	0
0.....	06-1193029.....	MetLife Capital Credit L.P.....	0	(75,096,088)	0	0	(29,250)	0		0	(75,125,338)	0
0.....	91-1273824.....	MetLife Capital Limited Partnership.....	0	(92,121,842)	0	0	(29,250)	0		0	(92,151,092)	0
0.....		ML Sentinel Square Member, LLC.....	0	10,466,323	0	0	0	0		0	10,466,323	0
0.....		Long Island Solar Farm, LLC.....	0	0	(2,818,447)	0	0	0		(4,991,226)	(7,809,673)	0
0.....	43-1822723.....	Missouri Reinsurance, Inc.....	(65,000,000)	0	0	0	28,673,442	(38,471,347)		0	(74,797,905)	(721,496,600)
0.....	13-3237278.....	MetLife Holdings, Inc.....	0	0	0	0	6	0		0	6	0
0.....	13-3237275.....	MetLife Credit Corp.....	5,899,985	0	(47,579)	0	556,173	0		(9,067,824)	(2,659,245)	0
0.....	13-3237277.....	MetLife Funding, Inc.....	0	0	47,579	0	(55,315)	0		0	(7,736)	0
0.....		85 Broad Street Mezzanine LLC.....	0	(180,476,883)	0	0	0	0		0	(180,476,883)	0
0.....	13-3170235.....	Metropolitan Tower Realty Company, Inc.....	0	1,123,430	0	0	602,345	0		0	1,725,775	0
0.....	43-6026902.....	White Oak Royalty Company.....	0	0	0	0	(809,491)	0		0	(809,491)	0
0.....	26-2853672.....	MLIC Asset Holdings, LLC.....	0	(37,365,512)	0	0	0	0		0	(37,365,512)	0
0.....	36-4197196.....	MetLife Properties Ventures, LLC.....	0	(13,111)	0	0	0	0		0	(13,111)	0
91626.....	04-2708937.....	New England Life Insurance Company.....	(106,000,000)	0	(1,603,480)	0	(56,658,115)	(4,403,125)		18,948,670	(149,716,050)	578,049,197
0.....	22-2375428.....	Transmountain Land & Livestock Company.....	0	0	0	0	(406)	0		0	(406)	0
0.....	34-1650967.....	Hyatt Legal Plans, Inc.....	(76,000,000)	0	82,957	0	(46,959,172)	0		0	(122,876,215)	0
0.....	34-1631590.....	Hyatt Legal Plans of Florida, Inc.....	0	0	(82,957)	0	0	0		0	(82,957)	0
0.....	13-4047186.....	MetLife Tower Resources Group, Inc.....	0	0	0	0	(146,812)	0		0	(146,812)	0
0.....	13-5581829.....	1001 Properties, LLC.....	0	251,096	0	0	0	0		0	251,096	0
0.....	26-0291767.....	6104 Hollywood, LLC.....	0	965,196	0	0	0	0		0	965,196	0
0.....	81-3382498.....	MetLife ConSquare Member, LLC (DE).....	0	48,917,923	0	0	0	0		0	48,917,923	0
0.....	13-4078322.....	334 Madison Euro Investments, Inc.....	0	0	0	0	58	0		0	58	0
0.....		St. James Fleet Investments Two Limited.....	0	1,931,408,745	0	0	0	0		0	1,931,408,745	0
0.....	98-0391368.....	OMI MLIC Investments Limited.....	0	0	0	0	(5,373,829)	0		0	(5,373,829)	0
16073.....	81-4750360.....	Brighthouse Reinsurance Company of Delaware.....	0	0	22,420,200	0	223,586,863	348,013,473		16,200,416	610,220,952	(18,583,291,036)
0.....	13-2862391.....	Brighthouse Securities, LLC.....	0	0	0	0	(273,093,301)	0		0	(273,093,301)	0
0.....	81-3094008.....	Brighthouse Services, LLC.....	0	0	0	0	1,015,705,322	0		0	1,015,705,322	0
0.....	81-3846992.....	Brighthouse Financial, Inc.....	0	1,443,025,359	0	0	119,460,594	0		0	1,562,485,953	0
0.....		Brighthouse Holdings, LLC.....	106,000,000	0	0	0	0	0		0	106,000,000	0

**SCHEDULE Y**

**PART 2 - SUMMARY OF INSURER'S TRANSACTIONS WITH ANY AFFILIATES**

1	2	3	4	5	6	7	8	9	10	11	12	13
NAIC Company Code	ID Number	Names of Insurers and Parent, Subsidiaries or Affiliates	Shareholder Dividends	Capital Contributions	Purchases, Sales or Exchanges of Loans, Securities, Real Estate, Mortgage Loans or Other Investments	Income/ (Disbursements) Incurred in Connection with Guarantees or Undertakings for the Benefit of any Affiliate(s)	Management Agreements and Service Contracts	Income/ (Disbursements) Incurred under Reinsurance Agreements	*	Any Other Material Activity Not in the Ordinary Course of the Insurer's Business	Totals	Reinsurance Recoverable/ (Payable) on Losses and/or Reserve Credit Taken/ (Liability)
0.....	81-2253384.....	MetLife Insurance Brokerage, Inc.....	0.....	0.....	0.....	0.....	(1,655,338)	0.....	0.....	0.....	(1,655,338)	0.....
63665.....	43-0285930.....	General American Life Insurance Company.....	(607,196)	(26,550,313)	213,648,664	0.....	(58,822,631)	380,736,512	0.....	6,852,945	515,257,981	1,792,477,802
0.....	46-0803970.....	MetLife CC Member, LLC.....	0.....	(13,090,000)	0.....	0.....	0.....	0.....	0.....	0.....	(13,090,000)	0.....
0.....	46-4158087.....	MetLife 555 12th Member, LLC.....	0.....	22,119,672	0.....	0.....	0.....	0.....	0.....	0.....	22,119,672	0.....
0.....	46-3608641.....	ML Swan Mezz, LLC.....	0.....	(6,040,928)	0.....	0.....	0.....	0.....	0.....	0.....	(6,040,928)	0.....
0.....	46-3616798.....	ML Dolphin Mezz, LLC.....	0.....	6,692,875	0.....	0.....	0.....	0.....	0.....	0.....	6,692,875	0.....
0.....	46-4584166.....	ML Southmore, LLC.....	0.....	386,329	0.....	0.....	0.....	0.....	0.....	0.....	386,329	0.....
0.....		Haskell East Village, LLC.....	0.....	6,984,108	0.....	0.....	0.....	0.....	0.....	0.....	6,984,108	0.....
0.....	46-3426206.....	MetLife Cabo Hilton Member, LLC.....	0.....	(10,169,086)	0.....	0.....	0.....	0.....	0.....	0.....	(10,169,086)	0.....
0.....	82-1637862.....	MetLife Chino Member, LLC.....	0.....	32,730,103	0.....	0.....	0.....	0.....	0.....	0.....	32,730,103	0.....
0.....	26-1762232.....	Boulevard Residential, LLC.....	0.....	240,809	0.....	0.....	0.....	0.....	0.....	0.....	240,809	0.....
0.....	20-8349277.....	Sandpiper Cove Associates, LLC.....	0.....	(4,024,354)	0.....	0.....	0.....	0.....	0.....	0.....	(4,024,354)	0.....
0.....	46-2460801.....	MetLife 1201 TAB Member, LLC.....	0.....	(7,000,000)	0.....	0.....	0.....	0.....	0.....	0.....	(7,000,000)	0.....
0.....	46-2477278.....	MetLife LHH Member, LLC.....	0.....	(3,107,733)	0.....	0.....	0.....	0.....	0.....	0.....	(3,107,733)	0.....
0.....	46-4196012.....	ML-AI MetLife Member 1, LLC.....	0.....	(39,463,989)	0.....	0.....	0.....	0.....	0.....	0.....	(39,463,989)	0.....
0.....	80-0821598.....	Oconee Hotel Company, LLC.....	0.....	(7,950,000)	0.....	0.....	0.....	0.....	0.....	0.....	(7,950,000)	0.....
0.....	80-0823015.....	Oconee Land Company, LLC.....	0.....	(14,942,030)	0.....	0.....	0.....	0.....	0.....	0.....	(14,942,030)	0.....
0.....	30-0777814.....	Marketplace Residences, LLC.....	0.....	729,726	0.....	0.....	0.....	0.....	0.....	0.....	729,726	0.....
0.....	27-0226554.....	MLIC Asset Holdings II, LLC.....	0.....	(13,044,713)	0.....	0.....	0.....	0.....	0.....	0.....	(13,044,713)	0.....
0.....	46-4229772.....	MetLife THR Investor, LLC.....	0.....	(13,874,037)	0.....	0.....	0.....	0.....	0.....	0.....	(13,874,037)	0.....
0.....	46-4129811.....	MetLife 425 MKT Member, LLC.....	0.....	(10,299,975)	0.....	0.....	0.....	0.....	0.....	0.....	(10,299,975)	0.....
0.....	46-4705809.....	MetLife CB W/A, LLC.....	0.....	(460,294)	0.....	0.....	0.....	0.....	0.....	0.....	(460,294)	0.....
0.....	46-4133357.....	ML Bridgeside Apartments, LLC.....	0.....	3,233,571	0.....	0.....	0.....	0.....	0.....	0.....	3,233,571	0.....
0.....		MetLife OFC Member, LLC.....	0.....	83,913,844	0.....	0.....	0.....	0.....	0.....	0.....	83,913,844	0.....
0.....	46-4283517.....	MetLife Camino Ramon Member, LLC.....	0.....	(27,730,580)	0.....	0.....	0.....	0.....	0.....	0.....	(27,730,580)	0.....
0.....	20-8868348.....	Ashton Judiciary Square, LLC.....	0.....	(1,202,325)	0.....	0.....	0.....	0.....	0.....	0.....	(1,202,325)	0.....
0.....	47-1970965.....	ML New River Village III, LLC.....	0.....	4,393,676	0.....	0.....	0.....	0.....	0.....	0.....	4,393,676	0.....
0.....	47-1256270.....	MetLife OBS Member, LLC.....	0.....	(4,919,250)	0.....	0.....	0.....	0.....	0.....	0.....	(4,919,250)	0.....
0.....		MetLife 1007 Stewart, LLC.....	0.....	(122,388,452)	0.....	0.....	0.....	0.....	0.....	0.....	(122,388,452)	0.....
0.....	46-4255167.....	ML Terraces, LLC.....	0.....	(12,461,780)	0.....	0.....	0.....	0.....	0.....	0.....	(12,461,780)	0.....
0.....		Chestnut Flats Wind, LLC.....	0.....	(3,657,005)	0.....	0.....	0.....	0.....	0.....	0.....	(3,657,005)	0.....
0.....	13-3759652.....	MetLife International Holdings, LLC.....	0.....	0.....	0.....	0.....	325,243,736	0.....	0.....	0.....	325,243,736	0.....
0.....		Metropolitan Life Seguros e Previdencia Privada S.A. (Brazil).....	0.....	0.....	0.....	0.....	(6,227,748)	0.....	0.....	0.....	(6,227,748)	0.....
0.....	AA-2730030.....	MetLife Mexico S.A.....	0.....	0.....	0.....	0.....	(8,613,006)	16,584,911	0.....	0.....	7,971,905	2,724,245
0.....		MetLife Pensiones Mexico S.A.....	0.....	0.....	0.....	0.....	(5,471)	0.....	0.....	0.....	(5,471)	0.....
0.....		MetLife Afore, S.A. de C.V. (Mexico).....	0.....	0.....	0.....	0.....	(376,991)	0.....	0.....	0.....	(376,991)	0.....
0.....	AA-5420018.....	MetLife Insurance Company of Korea Limited.....	0.....	0.....	0.....	0.....	(743,663)	0.....	0.....	0.....	(743,663)	0.....
0.....	AA-1930041.....	MetLife Insurance Limited (Australia).....	0.....	0.....	0.....	0.....	0.....	16,334,679	0.....	0.....	16,334,679	1,719,293
0.....		MetLife Asia Limited.....	0.....	0.....	0.....	0.....	(3,278,058)	0.....	0.....	0.....	(3,278,058)	0.....
0.....		Metropolitan Life Insurance Company of Hong Kong Limited.....	0.....	0.....	0.....	0.....	(2,134,765)	0.....	0.....	0.....	(2,134,765)	0.....
0.....	20-5894439.....	MetLife Global, Inc.....	0.....	0.....	0.....	0.....	1,720,956	0.....	0.....	0.....	1,720,956	0.....
0.....	AA-2130012.....	MetLife Seguros S.A. (Argentina).....	0.....	0.....	0.....	0.....	(20,317)	19,459	0.....	0.....	(858)	0.....

98.1

**SCHEDULE Y**

**PART 2 - SUMMARY OF INSURER'S TRANSACTIONS WITH ANY AFFILIATES**

1	2	3	4	5	6	7	8	9	10	11	12	13
NAIC Company Code	ID Number	Names of Insurers and Parent, Subsidiaries or Affiliates	Shareholder Dividends	Capital Contributions	Purchases, Sales or Exchanges of Loans, Securities, Real Estate, Mortgage Loans or Other Investments	Income/ (Disbursements) Incurred in Connection with Guarantees or Undertakings for the Benefit of any Affiliate(s)	Management Agreements and Service Contracts	Income/ (Disbursements) Incurred under Reinsurance Agreements	*	Any Other Material Activity Not in the Ordinary Course of the Insurer's Business	Totals	Reinsurance Recoverable/ (Payable) on Losses and/or Reserve Credit Taken/ (Liability)
0	AA-2130046	MetLife Seguros de Retiro S.A.	0	0	0	0	(469,239)	0	0	0	(469,239)	0
26298	13-2725441	Metropolitan Property and Casualty Insurance Company	(108,899,985)	(18,888,093)	(36,319,277)	0	(443,670,636)	178,604,456	0	0	(429,173,535)	(1,981,548,300)
39950	22-2342710	Metropolitan General Insurance Company	(3,000,000)	0	0	0	(118,838)	1,210,884	0	0	(1,907,954)	15,573,077
40169	05-0393243	Metropolitan Casualty Insurance Company	0	10,000,000	0	0	(162,819)	(52,277,810)	0	0	(42,440,629)	463,578,363
25321	23-1903575	Metropolitan Direct Property and Casualty Insurance Company	0	11,000,000	0	0	(104,324)	(14,848,549)	0	0	(3,952,873)	285,421,540
22926	36-1022580	Economy Fire & Casualty Company	(34,000,000)	(2,500,000)	0	0	(1,306,329)	14,909,862	0	0	(22,896,467)	61,478,086
38067	36-2027848	Economy Preferred Insurance Company	0	2,500,000	0	0	(25,743)	6,273,553	0	0	8,747,810	110,348,331
40649	36-3105737	Economy Premier Assurance Company	(4,000,000)	0	0	0	(74,171)	(34,147,443)	0	0	(38,221,614)	146,451,949
0	95-3003951	MetLife Auto & Home Insurance Agency, Inc.	0	0	0	0	14,594	0	0	0	14,594	0
34339	13-2915260	Metropolitan Group Property and Casualty Insurance Company	(41,000,000)	0	0	0	3,512,979	(123,799,528)	0	0	(161,286,549)	700,104,791
13938	75-2483187	Metropolitan Lloyds Insurance Company of Texas	0	0	0	0	(17,336)	24,074,575	0	0	24,057,239	198,592,163
87726	06-0566090	Brighthouse Life Insurance Company	0	(640,169,111)	(352,261,849)	0	(390,680,780)	434,555,767	0	228,349,006	(720,206,967)	19,468,020,420
0	47-4161401	ML 1065 Hotel, LLC	0	(1,515,685)	0	0	0	0	0	0	(1,515,685)	0
0		Brighthouse Renewables Holdings, LLC	0	(4,351,133)	0	0	0	0	0	0	(4,351,133)	0
0	01-0893117	Brighthouse Connecticut Properties Ventures, LLC	0	(997,324)	0	0	0	0	0	0	(997,324)	0
0		One Financial Place Corporation	0	0	0	0	28	0	0	0	28	0
0		Euro TI Investments, LLC	0	(3,771,747)	0	0	0	0	0	0	(3,771,747)	0
0		MetLife USA Assignment Company	0	(10,629,772)	0	0	444	0	0	0	(10,629,328)	0
0	74-3261395	TLA Holdings LLC	8,700,000	(8,700,000)	0	0	0	0	0	0	0	0
0	51-0099394	The Prospect Company	(8,700,000)	0	0	0	(3,806,052)	0	0	0	(12,506,052)	0
0		Euro TL Investments LLC	0	(3)	0	0	0	0	0	0	(3)	0
0		MetLife Property Ventures Canada ULC	0	106,226	0	0	0	0	0	0	106,226	0
97136	13-3114906	Metropolitan Tower Life Insurance Company	0	(12,709,862)	39,403,395	0	(32,098,261)	36,633,989	0	314,586	31,543,847	704,369,993
0		Entrecap Real Estate II, LLC	0	(199,076)	0	0	0	0	0	0	(199,076)	0
0		MTL Leasing, LLC	0	(25,000)	0	0	0	0	0	0	(25,000)	0
0	52-1528581	SafeGuard Health Enterprises, Inc.	0	0	0	0	6,994,713	0	0	0	6,994,713	0
95747	93-0864866	Safeguard Health Plans, Inc (NV)	0	0	0	0	1,251	0	0	0	1,251	0
0	33-0733552	MetLife Health Plans, Inc. (NJ)	0	0	0	0	33,431	0	0	0	33,431	0
0	95-2879515	Safeguard Health Plans, Inc (CA)	0	0	0	0	(11,151,637)	0	0	0	(11,151,637)	0
79014	33-0515751	SafeHealth Life Insurance Company (CA)	0	0	0	0	(43,483)	0	0	0	(43,483)	0
52009	65-0073323	Safeguard Health Plans, Inc (FL)	0	0	0	0	(3,272,101)	0	0	0	(3,272,101)	0
95051	75-2046497	Safeguard Health Plans, Inc (TX)	0	0	0	0	(3,665,527)	0	0	0	(3,665,527)	0
0	AA-2280000	MetLife Chile Seguros de Vida S.A.	0	0	0	0	(6,513,474)	(518,898)	0	0	(7,032,372)	5,348,575
0	20-5707084	MetLife Services and Solutions, LLC	0	0	0	0	(239,602,860)	0	0	0	(239,602,860)	0
0		MetLife Solutions Pte. LTD	0	0	0	0	(430,196)	0	0	0	(430,196)	0
0	36-3665871	Cova Life Management Company	0	0	0	0	19,262	0	0	0	19,262	0
0	98-1099650	MetLife Global Benefits, Ltd.	0	0	0	0	(2,134,540)	(1,054,442)	0	0	(3,188,982)	946,955
0	22-3805708	Newbury Insurance Company, Limited	0	0	0	0	(88,894)	0	0	0	(88,894)	0
60992	13-3690700	Brighthouse Life Insurance Company NY	0	0	36,297,814	0	16,712,322	(46,120,331)	0	12,669,629	19,559,434	275,496,793
0	13-3179826	Enterprise General Insurance Agency, Inc.	(4,000,000)	0	0	0	7,337	0	0	0	(3,992,663)	0
0		MetLife Servicios S.A.	0	0	0	0	1,235,200	0	0	0	1,235,200	0
13626	20-5819518	MetLife Reinsurance Company of Charleston	0	0	0	0	(602,807)	(115,836,759)	0	0	(116,439,566)	(12,557,724,458)

98.2

**SCHEDULE Y**

**PART 2 - SUMMARY OF INSURER'S TRANSACTIONS WITH ANY AFFILIATES**

1	2	3	4	5	6	7	8	9	10	11	12	13
NAIC Company Code	ID Number	Names of Insurers and Parent, Subsidiaries or Affiliates	Shareholder Dividends	Capital Contributions	Purchases, Sales or Exchanges of Loans, Securities, Real Estate, Mortgage Loans or Other Investments	Income/ (Disbursements) Incurred in Connection with Guarantees or Undertakings for the Benefit of any Affiliate(s)	Management Agreements and Service Contracts	Income/ (Disbursements) Incurred under Reinsurance Agreements	*	Any Other Material Activity Not in the Ordinary Course of the Insurer's Business	Totals	Reinsurance Recoverable/ (Payable) on Losses and/or Reserve Credit Taken/ (Liability)
0		MetLife Reinsurance Company of DE	0	(1,100,000,000)	1,100,000,000	0	(79,934)	0		0	(79,934)	0
0	26-6122204	MetLife Capital Trust IV	0	0	(214,900)	0	0	0		(375,000)	(589,900)	0
0	26-6288172	MetLife Capital Trust X	0	750,000,000	0	0	0	0		0	750,000,000	0
0		MetLife Home Loans LLC	0	0	0	0	(1,508,588)	0		0	(1,508,588)	0
0	55-0790010	MetLife Group, Inc.	0	0	0	0	2,276,814,235	0		0	2,276,814,235	0
0		MetLife Investment Management, LLC	0	0	0	0	1,944,231	0		0	1,944,231	0
0	43-1906210	MetLife Investors Distribution Company	0	0	(20,000,000)	0	(312,337,624)	0		0	(332,337,624)	0
0	04-3240897	MetLife Advisers, LLC	0	0	0	0	(1,270,194)	0		(385,936,397)	(387,206,591)	0
13092	26-1511401	MetLife Reinsurance Company of Vermont	0	(877,985,076)	15,169,150	0	(24,990,071)	(1,166,525,660)		0	(2,054,331,657)	(3,493,499,255)
62634	51-0104167	Delaware American Life Insurance Company	(15,000,000)	0	0	0	(22,885,522)	(639,207)		0	(38,524,729)	(11,079,699)
0	27-1206753	MetLife Consumer Services, Inc.	0	0	0	0	(4,348,303)	0		0	(4,348,303)	0
60690	98-0000065	American Life Insurance Company	991,025,150	9,918,728	81,759,893	0	(428,317,974)	(26,208,841)		(6,428)	628,170,528	(50,166,700)
0		MetLife Services Cyprus Ltd	0	0	0	0	(727,625)	0		0	(727,625)	0
0		Communications One Kabushiki Kaisha (Japan)	0	0	0	0	5,996,085	0		0	5,996,085	0
0		MetLife, Life Insurance Company (Egypt)	0	0	0	0	(2,921,539)	(226,722)		0	(3,148,261)	10,109,260
0	AA-1580066	MetLife Insurance K.K. (Japan)	(622,025,150)	0	(248,305,732)	0	(67,954,192)	(2,818,025)		0	(941,103,099)	0
0		ALICO Bulgaria Zivotozastrahovatelno Druzestvo EAD	0	0	0	0	0	(290)		0	(290)	160
0		MetLife Solutions S.A.S. (France)	0	0	0	0	1,818,492	0		0	1,818,492	0
0		MetLife Mutual Fund Management Company (Greece)	0	0	0	0	(1,128,099)	0		0	(1,128,099)	0
0		MetLife Services, Sociedad Limitada (Spain)	0	0	0	0	(15,810)	0		0	(15,810)	0
0		MetLife Towarzystwo Ubezpiecze? na ?ycie i Reasekuracji S.A. (Poland)	0	0	0	0	(9,921,326)	0		0	(9,921,326)	0
0		MetLife Services Sp. z o.o. (Poland)	0	0	0	0	7,096,109	0		0	7,096,109	0
0		MetLife Towarzystwo Funduszy Inwestycyjnych S.A. (Poland)	0	0	0	0	(1,050,565)	0		0	(1,050,565)	0
0		MetLife Powszechne Towarzystwo Emerytalne (Poland)	0	0	0	0	(750,881)	0		0	(750,881)	0
0		MetLife Societate de Administrare a unui Fond de Pensii Administrat Priv	0	0	0	0	(96,995)	0		0	(96,995)	0
0		Joint Stock Company MetLife Insurance Company (formerly Closed Joint	0	0	0	0	359,245	(1,491,531)		0	(1,132,286)	4,549,893
0		MetLife Slovakia s.r.o. (Slovakia)	0	0	0	0	21,423,015	0		0	21,423,015	0
0		PJSC MetLife (Ukraine)	0	0	0	0	43,963	(105,307)		0	(61,344)	385,794
0		ALICO Hellas Single Member Limited Liability Company (Greece)	0	0	0	0	8,358	0		0	8,358	0
0		MetLife Asset Management Corp. (Japan)	0	0	0	0	24,083,809	0		0	24,083,809	0
0		MetLife Mas, S.A. de C.V. (Mexico)	0	0	0	0	26,683	(81,144)		0	(54,461)	0
0		MetLife Columbia Seguros de Vida S.A. (Columbia)	0	0	0	0	(2,126,178)	35,414		0	(2,090,764)	3,914,248
0	13-3912049	ALICO Properties, Inc. (USA-Delaware)	0	(9,918,728)	0	0	0	0		0	(9,918,728)	0
0	13-5581829	MetLife Member Solaire, LLC	0	12,252,277	0	0	0	0		0	12,252,277	0
0	AA-2980001	MetLife Seguros S.A. (Uruguay)	0	0	0	0	(184,612)	(487,500)		0	(672,112)	234,553
0		Global Properties, Inc. Japan Branch	0	0	0	0	7,273,638	0		0	7,273,638	0
0		MetLife Global Holding Company I GmbH (Swiss)	(2,569,000,000)	0	0	0	0	0		0	(2,569,000,000)	0
0		MetLife Insurance Limited (UK)	0	0	0	0	4,963,880	0		0	4,963,880	12,189,179
0		MetLife Europe Services Limited (Ireland)	0	0	0	0	82,192,479	0		0	82,192,479	0
0		MetLife Europe Insurance d.a.c	0	0	0	0	(2,482,664)	(5,412,707)		0	(7,895,371)	0
0	AA-1780108	MetLife Europe d.a.c.	0	0	0	0	(109,133,361)	858,460		(257,761)	(108,532,662)	13,715,311
34031		MetLife Pensions Trustees Limited	0	0	0	0	0	0		257,761	257,761	0

983

986

**Metropolitan Property and Casualty Insurance Company**

**SCHEDULE Y**

**PART 2 - SUMMARY OF INSURER'S TRANSACTIONS WITH ANY AFFILIATES**

1	2	3	4	5	6	7	8	9	10	11	12	13
NAIC Company Code	ID Number	Names of Insurers and Parent, Subsidiaries or Affiliates	Shareholder Dividends	Capital Contributions	Purchases, Sales or Exchanges of Loans, Securities, Real Estate, Mortgage Loans or Other Investments	Income/ (Disbursements) Incurred in Connection with Guarantees or Undertakings for the Benefit of any Affiliate(s)	Management Agreements and Service Contracts	Income/ (Disbursements) Incurred under Reinsurance Agreements	*	Any Other Material Activity Not in the Ordinary Course of the Insurer's Business	Totals	Reinsurance Recoverable/ (Payable) on Losses and/or Reserve Credit Taken/ (Liability)
0		MetLife Life Insurance Company S.A. (Greece)	0	0	0	0	4,694,107	1,512,124		0	6,206,231	2,218,110
0		PREFCO XX Limited Partnership	0	116,585	0	0	0	0		0	116,585	0
0		Plaza Drive Properties	0	(29,859)	0	0	0	0		0	(29,859)	0
0	AA-1860015	MetLife Emeklilik ve Hayat A.S. (Turkey)	0	0	0	0	95,446	(862,748)		0	(767,302)	3,325,459
0	80-0946518	MetLife Core Property Fund, LP	0	200,000,000	0	0	0	0		0	200,000,000	0
0		MetLife Reinsurance Company of Bermuda Ltd	0	0	(18,023,188)	0	(2,069,552)	81,021		0	(20,011,719)	89,798
0		MetLife FM Hotel Member, LLC	0	(3,866,114)	0	0	0	0		0	(3,866,114)	0
0	20-8262386	Logan Circle Partners, L. P.	0	0	0	0	(1,724,206)	0		0	(1,724,206)	0
0		ML-AI MetLife Member 2, LLC	0	2,392,318	0	0	0	0		0	2,392,318	0
0	20-8349277	Sandpiper Cove Associates II, LLC	0	196,423	0	0	0	0		0	196,423	0
0	47-3741955	ML Mililani Member, LLC	0	(1,026,900)	0	0	0	0		0	(1,026,900)	0
0		Park Tower JV Member, LLC	0	32,867,597	0	0	0	0		0	32,867,597	0
0		MetLife SP Holdings, LLC	0	(30,000,000)	0	0	0	0		0	(30,000,000)	0
0	46-5563450	Buford Logistics Center, LLC	0	(1,325,418)	0	0	0	0		0	(1,325,418)	0
0		ML North Brand Member, LLC	0	(36,961,091)	0	0	0	0		0	(36,961,091)	0
0	81-0770888	MetLife Treat Towers Member, LLC (11000)	0	(299,794)	0	0	0	0		0	(299,794)	0
0	47-5228317	MCPPI Owners, LLC	0	11,622,265	0	0	0	0		0	11,622,265	0
0		MetLife Chile Inversiones Limitada	0	0	0	0	1,331,706	0		0	1,331,706	0
0		Sino-US United Metlife Insurance Company	(13,000,000)	0	0	0	0	(1,681,920)		0	(14,681,920)	2,839,262
0		ML-AI MetLife Member 3, LLC	0	24,666,135	0	0	0	0		0	24,666,135	0
0		MetLife HCMJV 1 LP, LLC	0	175,790,075	0	0	0	0		0	175,790,075	0
0		MetLife Ontario Street Member, LLC	0	(369,659)	0	0	0	0		0	(369,659)	0
0		1925 WJC, LLC	0	873,278	0	0	0	0		0	873,278	0
0		MetLife Ireland Treasury Limited	0	0	(15,169,150)	0	0	0		0	(15,169,150)	0
0		MetLife EU Holding Company Limited (Ireland)	0	0	(81,759,893)	0	0	0		0	(81,759,893)	0
0		MetLife Reinsurance Company of MRSC	0	0	0	0	0	18,285,167		0	18,285,167	0
0		MetLife Assignment Company	0	0	100,000	0	0	0		0	100,000	0
9999999	Control Totals		0	0	0	0	0	0	XXX	0	0	(74,670,627)

98.4

**Detailed Explanation**

This explanation explains the affiliated section - Stochastic calculation of reserves is done at the company level w/ assumptions specific to the company and different mixes of business of each company can produce different results. Therefore there are different reserves for the affiliated assuming/ceding companies that reinsure certain products' risks.

Annual Statement for the year 2017 of the **Metropolitan Property and Casualty Insurance Company**  
**SUPPLEMENTAL EXHIBITS AND SCHEDULES INTERROGATORIES**

The following supplemental reports are required to be filed as part of your statement filing unless specifically waived by the domiciliary state. However, in the event that your domiciliary state waives the filing requirement, your response of WAIVED to the specific interrogatory will be accepted in lieu of filing a "NONE" report and a bar code will be printed below. If the supplement is required of your company but is not being filed for whatever reason enter SEE EXPLANATION and provide an explanation following the interrogatory questions.

**MARCH FILING**

	<b>Responses</b>
1. Will an actuarial opinion be filed by March 1?	YES
2. Will the Supplemental Compensation Exhibit be filed with the state of domicile by March 1?	YES
3. Will the confidential Risk-Based Capital Report be filed with the NAIC by March 1?	YES
4. Will the confidential Risk-Based Capital Report be filed with the state of domicile, if required, by March 1?	YES

**APRIL FILING**

5. Will the Insurance Expense Exhibit be filed with the state of domicile and the NAIC by April 1?	YES
6. Will the Management's Discussion and Analysis be filed by April 1?	YES
7. Will the Supplemental Investment Risks Interrogatories be filed by April 1?	YES

**MAY FILING**

8. Will this company be included in a combined annual statement that is filed with the NAIC by May 1?	YES
---	-----

**JUNE FILING**

9. Will an audited financial report be filed by June 1?	YES
10. Will Accountants Letter of Qualifications be filed with the state of domicile and electronically with the NAIC by June 1?	YES

**AUGUST FILING**

11. Will the regulator-only (non-public) Communication of Internal Control Related Matters Noted in Audit be filed with the state of domicile and electronically with the NAIC (as a regulator-only non-public document) by August 1?	YES
---	-----

The following supplemental reports are required to be filed as part of your statement filing. However, in the event that your company does not transact the type of business for which the special report must be filed, your response of NO to the specific interrogatory will be accepted in lieu of filing a "NONE" report and a bar code will be printed below. If the supplement is required of your company but is not being filed for whatever reason, enter SEE EXPLANATION and provide an explanation following the interrogatory questions.

**MARCH FILING**

12. Will Schedule SIS (Stockholder Information Supplement) be filed with the state of domicile by March 1?	NO
13. Will the Financial Guaranty Insurance Exhibit be filed by March 1?	NO
14. Will the Medicare Supplement Insurance Experience Exhibit be filed with the state of domicile and the NAIC by March 1?	NO
15. Will Supplement A to Schedule T (Medical Professional Liability Supplement) be filed by March 1?	NO
16. Will the Trusteed Surplus Statement be filed with the state of domicile and the NAIC by March 1?	NO
17. Will the Premiums Attributed to Protected Cells Exhibit be filed by March 1?	NO
18. Will the Reinsurance Summary Supplemental Filing for General Interrogatory 9 be filed with the state of domicile and the NAIC by March 1?	NO
19. Will the Medicare Part D Coverage Supplement be filed with the state of domicile and the NAIC by March 1?	NO
20. Will the confidential Actuarial Opinion Summary be filed with the state of domicile, if required, by March 15 (or the date otherwise specified)?	YES
21. Will the Reinsurance Attestation Supplement be filed with the state of domicile and the NAIC by March 1?	YES
22. Will the Exceptions to the Reinsurance Attestation Supplement be filed with the state of domicile by March 1?	NO
23. Will the Bail Bond Supplement be filed with the state of domicile and the NAIC by March 1?	NO
24. Will the Director and Officer Insurance Coverage Supplement be filed with the state of domicile and the NAIC by March 1?	NO
25. Will an approval from the reporting entity's state of domicile for relief related to the five-year rotation requirement for lead audit partner be filed electronically with the NAIC by March 1?	NO
26. Will an approval from the reporting entity's state of domicile for relief related to the one-year cooling off period for independent CPA be filed electronically with the NAIC by March 1?	NO
27. Will an approval from the reporting entity's state of domicile for relief related to the Requirements for Audit Committees be filed electronically with the NAIC by March 1?	NO
28. Will the Supplemental Schedule for Reinsurance Counterparty Reporting Exception - Asbestos and Pollution Contracts be filed with the state of domicile and the NAIC by March 1?	NO

**APRIL FILING**

29. Will the Credit Insurance Experience Exhibit be filed with state of domicile and the NAIC by April 1?	NO
30. Will the Long-Term Care Experience Reporting Forms be filed with the state of domicile and the NAIC by April 1?	NO
31. Will the Accident and Health Policy Experience Exhibit be filed by April 1?	NO
32. Will the Supplemental Health Care Exhibit (Parts 1, 2 and 3) be filed with the state of domicile and the NAIC by April 1?	YES
33. Will the regulator-only (non-public) Supplemental Health Care Exhibit's Expense Allocation Report be filed with the state of domicile and the NAIC by April 1?	NO
34. Will the Cybersecurity and Identity Theft Insurance Coverage Supplement be filed with the state of domicile and the NAIC by April 1?	YES

**AUGUST FILING**

35. Will Management's Report of Internal Control Over Financial Reporting be filed with the state of domicile by August 1?	YES
--	-----



Annual Statement for the year 2017 of the **Metropolitan Property and Casualty Insurance Company**  
**SUPPLEMENTAL EXHIBITS AND SCHEDULES INTERROGATORIES**

The following supplemental reports are required to be filed as part of your statement filing unless specifically waived by the domiciliary state. However, in the event that your domiciliary state waives the filing requirement, your response of WAIVED to the specific interrogatory will be accepted in lieu of filing a "NONE" report and a bar code will be printed below. If the supplement is required of your company but is not being filed for whatever reason enter SEE EXPLANATION and provide an explanation following the interrogatory questions.

**EXPLANATION:**

**BAR CODE:**



- 1.
- 2.
- 3.
- 4.
- 5.
- 6.
- 7.
- 8.
- 9.
- 10.
- 11.

- 12. The data for this supplement is not required to be filed.
- 13. The data for this supplement is not required to be filed.
- 14. The data for this supplement is not required to be filed.
- 15. The data for this supplement is not required to be filed.
- 16. The data for this supplement is not required to be filed.
- 17. The data for this supplement is not required to be filed.
- 18. The data for this supplement is not required to be filed.
- 19. The data for this supplement is not required to be filed.

- 20.
- 21.

- 22. The data for this supplement is not required to be filed.
- 23. The data for this supplement is not required to be filed.
- 24. The data for this supplement is not required to be filed.
- 25. The data for this supplement is not required to be filed.
- 26. The data for this supplement is not required to be filed.
- 27. The data for this supplement is not required to be filed.
- 28. The data for this supplement is not required to be filed.
- 29. The data for this supplement is not required to be filed.
- 30. The data for this supplement is not required to be filed.
- 31. The data for this supplement is not required to be filed.

- 32.
- 33. The data for this supplement is not required to be filed.
- 34.
- 35.



Annual Statement for the year 2017 of the **Metropolitan Property and Casualty Insurance Company**  
**Overflow Page for Write-Ins**

**Additional Write-ins for Assets:**

	Current Statement Date			4 December 31, Prior Year Net Admitted Assets
	1 Assets	2 Nonadmitted Assets	3 Net Admitted Assets (Cols. 1 - 2)	
2504. Voluntary employee benefit.....	1,975,903	0	1,975,903	1,828,927
2505. Miscellaneous.....	307,566	300,392	7,174	4,125,574
2597. Summary of remaining write-ins for Line 25.....	2,283,469	300,392	1,983,077	5,954,501

**Additional Write-ins for Underwriting and Investment Exhibit-Part 3:**

	1 Loss Adjustment Expenses	2 Other Underwriting Expenses	3 Investment Expenses	4 Total
2404. Income from services.....	(899,936)	(6,205,957)	0	(7,105,893)
2497. Summary of remaining write-ins for Line 24.....	(899,936)	(6,205,957)	0	(7,105,893)

**Overflow Page for Write-Ins**

100L

**NONE**

## 2017 ALPHABETICAL INDEX -- PROPERTY & CASUALTY ANNUAL STATEMENT BLANK

Assets	2	Schedule P-Part 2G-Special Liability (Ocean Marine, Aircraft (All Perils), Boiler & Machinery)	58
Cash Flow	5	Schedule P-Part 2H-Section 1-Other Liability-Occurrence	58
Exhibit of Capital Gains (Losses)	12	Schedule P-Part 2H-Section 2-Other Liability-Claims-Made	58
Exhibit of Net Investment Income	12	Schedule P-Part 2I-Spec. Prop. (Fire, Allied Lines, Inland Marine, Earthquake, Burglary, Theft)	59
Exhibit of Nonadmitted Assets	13	Schedule P-Part 2J-Auto Physical Damage	59
Exhibit of Premiums and Losses (State Page)	19	Schedule P-Part 2K-Fidelity, Surety	59
Five-Year Historical Data	17	Schedule P-Part 2L-Other (Including Credit, Accident and Health)	59
General Interrogatories	15	Schedule P-Part 2M-International	59
Jurat Page	1	Schedule P-Part 2N-Reinsurance - Nonproportional Assumed Property	60
Liabilities, Surplus and Other Funds	3	Schedule P-Part 2O-Reinsurance - Nonproportional Assumed Liability	60
Notes To Financial Statements	14	Schedule P-Part 2P-Reinsurance - Nonproportional Assumed Financial Lines	60
Overflow Page For Write-ins	100	Schedule P-Part 2R-Section 1-Products Liability-Occurrence	61
Schedule A-Part 1	E01	Schedule P-Part 2R-Section 2-Products Liability-Claims-Made	61
Schedule A-Part 2	E02	Schedule P-Part 2S-Financial Guaranty/Mortgage Guaranty	61
Schedule A-Part 3	E03	Schedule P-Part 2T-Warranty	61
Schedule A-Verification Between Years	SI02	Schedule P-Part 3A-Homeowners/Farmowners	62
Schedule B-Part 1	E04	Schedule P-Part 3B-Private Passenger Auto Liability/Medical	62
Schedule B-Part 2	E05	Schedule P-Part 3C-Commercial Auto/Truck Liability/Medical	62
Schedule B-Part 3	E06	Schedule P-Part 3D-Workers' Compensation (Excluding Excess Workers Compensation)	62
Schedule B-Verification Between Years	SI02	Schedule P-Part 3E-Commercial Multiple Peril	62
Schedule BA-Part 1	E07	Schedule P-Part 3F-Section 1-Medical Professional Liability-Occurrence	63
Schedule BA-Part 2	E08	Schedule P-Part 3F-Section 2-Medical Professional Liability-Claims-Made	63
Schedule BA-Part 3	E09	Schedule P-Part 3G-Special Liability (Ocean Marine, Aircraft (All Perils), Boiler & Machinery)	63
Schedule BA-Verification Between Years	SI03	Schedule P-Part 3H-Section 1-Other Liability-Occurrence	63
Schedule D-Part 1	E10	Schedule P-Part 3H-Section 2-Other Liability-Claims-Made	63
Schedule D-Part 1A-Section 1	SI05	Schedule P-Part 3I-Spec. Prop. (Fire, Allied Lines, Inland Marine, Earthquake, Burglary, Theft)	64
Schedule D-Part 1A-Section 2	SI08	Schedule P-Part 3J-Auto Physical Damage	64
Schedule D-Part 2-Section 1	E11	Schedule P-Part 3K-Fidelity/Surety	64
Schedule D-Part 2-Section 2	E12	Schedule P-Part 3L-Other (Including Credit, Accident and Health)	64
Schedule D-Part 3	E13	Schedule P-Part 3M-International	64
Schedule D-Part 4	E14	Schedule P-Part 3N-Reinsurance - Nonproportional Assumed Property	65
Schedule D-Part 5	E15	Schedule P-Part 3O-Reinsurance - Nonproportional Assumed Liability	65
Schedule D-Part 6-Section 1	E16	Schedule P-Part 3P-Reinsurance - Nonproportional Assumed Financial Lines	65
Schedule D-Part 6-Section 2	E16	Schedule P-Part 3R-Section 1-Products Liability-Occurrence	66
Schedule D-Summary By Country	SI04	Schedule P-Part 3R-Section 2-Products Liability-Claims-Made	66
Schedule D-Verification Between Years	SI03	Schedule P-Part 3S-Financial Guaranty/Mortgage Guaranty	66
Schedule DA-Part 1	E17	Schedule P-Part 3T-Warranty	66
Schedule DA-Verification Between Years	SI10	Schedule P-Part 4A-Homeowners/Farmowners	67
Schedule DB-Part A-Section 1	E18	Schedule P-Part 4B-Private Passenger Auto Liability/Medical	67
Schedule DB-Part A-Section 2	E19	Schedule P-Part 4C-Commercial Auto/Truck Liability/Medical	67
Schedule DB-Part A-Verification Between Years	SI11	Schedule P-Part 4D-Workers' Compensation (Excluding Excess Workers Compensation)	67
Schedule DB-Part B-Section 1	E20	Schedule P-Part 4E-Commercial Multiple Peril	67
Schedule DB-Part B-Section 2	E21	Schedule P-Part 4F-Section 1-Medical Professional Liability-Occurrence	68
Schedule DB-Part B-Verification Between Years	SI11	Schedule P-Part 4F-Section 2-Medical Professional Liability-Claims-Made	68
Schedule DB-Part C-Section 1	SI12	Schedule P-Part 4G-Special Liability (Ocean Marine, Aircraft (All Perils), Boiler & Machinery)	68
Schedule DB-Part C-Section 2	SI13	Schedule P-Part 4H-Section 1-Other Liability-Occurrence	68
Schedule DB-Part D-Section 1	E22	Schedule P-Part 4H-Section 2-Other Liability-Claims-Made	68
Schedule DB-Part D-Section 2	E23	Schedule P-Part 4I-Spec. Prop. (Fire, Allied Lines, Inland Marine, Earthquake, Burglary & Theft)	69
Schedule DB-Verification	SI14	Schedule P-Part 4J-Auto Physical Damage	69
Schedule DL-Part 1	E24	Schedule P-Part 4K-Fidelity/Surety	69
Schedule DL-Part 2	E25	Schedule P-Part 4L-Other (Including Credit, Accident and Health)	69
Schedule E-Part 1-Cash	E26	Schedule P-Part 4M-International	69
Schedule E-Part 2-Cash Equivalents	E27	Schedule P-Part 4N-Reinsurance - Nonproportional Assumed Property	70
Schedule E-Part 3-Special Deposits	E28	Schedule P-Part 4O-Reinsurance - Nonproportional Assumed Liability	70
Schedule E-Verification Between Years	SI15	Schedule P-Part 4P-Reinsurance - Nonproportional Assumed Financial Lines	70
Schedule F-Part 1	20	Schedule P-Part 4R-Section 1-Products Liability-Occurrence	71
Schedule F-Part 2	21	Schedule P-Part 4R-Section 2-Products Liability-Claims-Made	71
Schedule F-Part 3	22	Schedule P-Part 4S-Financial Guaranty/Mortgage Guaranty	71
Schedule F-Part 4	23	Schedule P-Part 4T-Warranty	71
Schedule F-Part 5	24	Schedule P-Part 5A-Homeowners/Farmowners	72
Schedule F-Part 6-Section 1	25	Schedule P-Part 5B-Private Passenger Auto Liability/Medical	73
Schedule F-Part 6-Section 2	26	Schedule P-Part 5C-Commercial Auto/Truck Liability/Medical	74
Schedule F-Part 7	27	Schedule P-Part 5D-Workers' Compensation (Excluding Excess Workers Compensation)	75
Schedule F-Part 8	28	Schedule P-Part 5E-Commercial Multiple Peril	76
Schedule F-Part 9	29	Schedule P-Part 5F-Medical Professional Liability-Claims-Made	78
Schedule H-Accident and Health Exhibit-Part 1	30	Schedule P-Part 5F-Medical Professional Liability-Occurrence	77
Schedule H-Part 2, Part 3 and Part 4	31	Schedule P-Part 5H-Other Liability-Claims-Made	80
Schedule H-Part 5-Health Claims	32	Schedule P-Part 5H-Other Liability-Occurrence	79
Schedule P-Part 1-Summary	33	Schedule P-Part 5R-Products Liability-Claims-Made	82
Schedule P-Part 1A-Homeowners/Farmowners	35	Schedule P-Part 5R-Products Liability-Occurrence	81
Schedule P-Part 1B-Private Passenger Auto Liability/Medical	36	Schedule P-Part 5T-Warranty	83
Schedule P-Part 1C-Commercial Auto/Truck Liability/Medical	37	Schedule P-Part 6C-Commercial Auto/Truck Liability/Medical	84
Schedule P-Part 1D-Workers' Compensation (Excluding Excess Workers Compensation)	38	Schedule P-Part 6D-Workers' Compensation (Excluding Excess Workers Compensation)	84
Schedule P-Part 1E-Commercial Multiple Peril	39	Schedule P-Part 6E-Commercial Multiple Peril	85
Schedule P-Part 1F-Section 1-Medical Professional Liability-Occurrence	40	Schedule P-Part 6H-Other Liability-Claims-Made	86
Schedule P-Part 1F-Section 2-Medical Professional Liability-Claims-Made	41	Schedule P-Part 6H-Other Liability-Occurrence	85
Schedule P-Part 1G-Special Liability (Ocean, Marine, Aircraft (All Perils), Boiler & Machinery)	42	Schedule P-Part 6M-International	86
Schedule P-Part 1H-Section 1-Other Liability-Occurrence	43	Schedule P-Part 6N-Reinsurance - Nonproportional Assumed Property	87
Schedule P-Part 1H-Section 2-Other Liability-Claims-Made	44	Schedule P-Part 6O-Reinsurance - Nonproportional Assumed Liability	87
Schedule P-Part 1I-Spec. Prop. (Fire, Allied Lines, Inland Marine, Earthquake, Burglary & Theft)	45	Schedule P-Part 6R-Products Liability-Claims-Made	88
Schedule P-Part 1J-Auto Physical Damage	46	Schedule P-Part 6R-Products Liability-Occurrence	88
Schedule P-Part 1K-Fidelity/Surety	47	Schedule P-Part 7A-Primary Loss Sensitive Contracts	89
Schedule P-Part 1L-Other (Including Credit, Accident and Health)	48	Schedule P-Part 7B-Reinsurance Loss Sensitive Contracts	91
Schedule P-Part 1M-International	49	Schedule P Interrogatories	93
Schedule P-Part 1N-Reinsurance - Nonproportional Assumed Property	50	Schedule T-Exhibit of Premiums Written	94
Schedule P-Part 1O-Reinsurance - Nonproportional Assumed Liability	51	Schedule T-Part 2-Interstate Compact	95
Schedule P-Part 1P-Reinsurance - Nonproportional Assumed Financial Lines	52	Schedule Y-Information Concerning Activities of Insurer Members of a Holding Company Group	96
Schedule P-Part 1R-Section 1-Products Liability-Occurrence	53	Schedule Y-Detail of Insurance Holding Company System	97
Schedule P-Part 1R-Section 2-Products Liability-Claims-Made	54	Schedule Y-Part 2-Summary of Insurer's Transactions With Any Affiliates	98
Schedule P-Part 1S-Financial Guaranty/Mortgage Guaranty	55	Statement of Income	4
Schedule P-Part 1T-Warranty	56	Summary Investment Schedule	SI01
Schedule P-Part 2, Part 3 and Part 4 - Summary	34	Supplemental Exhibits and Schedules Interrogatories	99
Schedule P-Part 2A-Homeowners/Farmowners	57	Underwriting and Investment Exhibit Part 1	6
Schedule P-Part 2B-Private Passenger Auto Liability/Medical	57	Underwriting and Investment Exhibit Part 1A	7
Schedule P-Part 2C-Commercial Auto/Truck Liability/Medical	57	Underwriting and Investment Exhibit Part 1B	8
Schedule P-Part 2D-Workers' Compensation (Excluding Excess Workers Compensation)	57	Underwriting and Investment Exhibit Part 2	9
Schedule P-Part 2E-Commercial Multiple Peril	57	Underwriting and Investment Exhibit Part 2A	10
Schedule P-Part 2F-Section 1-Medical Professional Liability-Occurrence	58	Underwriting and Investment Exhibit Part 3	11
Schedule P-Part 2F-Section 2-Medical Professional Liability-Claims-Made	58		

### 2018 SCHEDULE F - PART 3

Ceded Reinsurance as of December 31, Current Year (000 Omitted)

1	2	3	4	5	6	Reinsurance Recoverable on								16	Reinsurance Payable		19	20	
						7	8	9	10	11	12	13	14		15	17			18
ID Number	NAIC Company Code	Name of Reinsurer	Domiciliary Jurisdiction	Special Code	Reinsurance Premiums Ceded	Paid Losses	Paid LAE	Known Case Loss Reserves	Known Case LAE Reserves	IBNR Loss Reserves	IBNR LAE Reserves	Unearned Premiums	Contingent Commissions	Col. 7 through 14 Totals	Amount in Dispute Include in Column 15	Ceded Balances Payable	Other Amounts Due to Reinsurers	Net Amount Recoverable from Reinsurers (Cols. 15 - [17 + 18])	Funds Held by Company Under Reinsurance Treaties
														.0				0	

**2018 SCHEDULE F - PART 3 (Continued)**

Ceded Reinsurance as of December 31, Current Year (000 Omitted)

ID Number from Col. 1	Name of Reinsurer from Col. 3	Collateral				25  Total Funds Held & Collateral (Cols. 17 + 18 + 20 + 21 + 22 + 24; but not in Excess of Col. 15)	26  Net Recoverable Net of Funds Held & Collateral (Cols. 15 - 25)	27  Applicable Sch. F Penalty (Col. 78)	Ceded Reinsurance Credit Risk								
		21  Multiple Beneficiary Trusts	22  Letters of Credit	23  Issuing or Confirming Bank Reference Number	24  Single Beneficiary Trusts & Other Allowable Collateral				28  Total Amount Recoverable from Reinsurers Less Penalty (Cols. 15 - 27)	29  Stressed Recoverable (Col. 28 * 120%)	30  Reinsurance Payable & Funds Held (Cols. 17 + 18 + 20; but not in Excess of Col. 29)	31  Stressed Recoverable (Cols. 29 - 30)	32  Total Collateral (Cols. 21 + 22 + 24; but not in Excess of Col. 31)	33  Stressed Net Recoverable Net of Collateral Offsets (Cols. 31 - 32)	34  Reinsurer Designation Equivalent	35  Credit Risk on Collateralized Recoverables (Col. 32 * Factor Applicable to Reinsurer Designation Equivalent in Col. 34)	36  Credit Risk on Uncollateralized Recoverables (Col. 33 * Factor Applicable to Reinsurer Designation Equivalent in Col. 34)
.....	.....	.....	.....	.....	.....	.....	.....	.....	.....	.....	.....	.....	.....	.....	.....	.....	.....

**2018 SCHEDULE F - PART 3 (Continued)**  
 Ceded Reinsurance as of December 31, Current Year (000 Omitted)

ID Number from Col. 1	Name of Reinsurer from Col. 3	Reinsurance Recoverable on Paid Losses and Paid Loss Adjustment Expenses						44  Total Recoverable on Paid Losses & LAE Amounts in Dispute Included in Col. 43	45  Recoverable on Paid Losses & LAE Over 90 Days Past Due Amounts in Dispute Included in Cols. 40 & 41	46  Total Recoverable on Paid Losses & LAE Amounts Not in Dispute (Cols. 43 - 44)	47  Recoverable on Paid Losses & LAE Over 90 Days Past Due Amounts Not in Dispute (Cols. 40 + 41 - 45)	48  Amounts Received Prior 90 Days	49  Percentage Overdue (Col. 42 / Col. 43)	50  Percentage of Amounts More Than 90 Days Overdue Not in Dispute (Col. 47 / [Cols. 46 + 48])	51  Percentage More Than 120 Days Overdue (Col. 41 / Col. 43)	52  Is the Amount in Col. 50 Less than 20%? (Yes or No)	53  Amounts in Col. 47 for Reinsurers with Values Less Than 20% in Col. 50	
		37	Overdue				43  Total Due Cols. 37 + 42 (In Total Should Equal Cols. 7 + 8)											
		Current	38 1 to 29 Days	39 30 - 90 Days	40 91 - 120 Days	41 Over 120 Days												42 Total Overdue Cols. 38 + 39 + 40 + 41
.....	.....	.....	.....	.....	.....	.....	.....	.....	.....	.....	.....	.....	.....	.....	.....	.....	.....	.....

**2018 SCHEDULE F - PART 3 (Continued)**  
 Ceded Reinsurance as of December 31, Current Year (000 Omitted)

ID Number from Col. 1	Name of Reinsurer from Col. 3	Provision for Certified Reinsurance													Complete if Col. 52 = "No"; Otherwise Enter 0			69  Provision for Overdue Reinsurance Ceded to Certified Reinsurers (Greater of [Cols. 62 + 65] or Col. 68; Not to Exceed Col. 63)
		54	55	56	57	58	59	60	61	62	63	64	65	66	67	68		
		Certified Reinsurer Rating (1 through 6)	Effective Date of Certified Reinsurer Rating	Percent Collateral Required for Full Credit (0% through 100%)	Catastrophe Recoverables Qualifying for Collateral Deferral	Net Recoverables Subject to Collateral Requirements for Full Credit (Cols. 19 - 57)	Dollar Amount of Collateral Required (Col. 56 * Col. 58)	Percent of Collateral Provided for Net Recoverables Subject to Collateral Requirements ((Col. 20 + Col. 21 + Col. 22 + Col. 24) / Col. 58)	Percent Credit Allowed on Net Recoverables Subject to Collateral Requirements (Col. 60 / Col. 56, but Not to Exceed 100%)	20% of Recoverable on Paid Losses & LAE over 90 Days Past Due Amounts in Dispute (Col. 45 * 20%)	Amount of Credit Allowed for Net Recoverables (Col. 57 + [Col. 58 * Col. 61])	Provision for Reinsurance with Certified Reinsurers Due to Collateral Deficiency (Cols. 19 - 63)	20% of Recoverable on Paid Losses & LAE Over 90 Days Past Due Amounts Not in Dispute (Col. 47 * 20%)	Total Collateral Provided (Col. 20 + Col. 21 + Col. 22 + Col. 24 Not to Exceed Col. 63)	Net Unsecured Recoverable for Which Credit is Allowed (Cols. 63 - 66)	20% of Amount in Col. 67		
.....	.....	.....	.....	.....	.....	.....	.....	.....	.....	.....	.....	.....	.....	.....	.....	.....	.....	



**2018 SCHEDULE F - PART 3 (Continued)**  
 Ceded Reinsurance as of December 31, Current Year (000 Omitted)

ID Number from Col. 1	Name of Reinsurer from Col. 3	70  20% of Recoverable on Paid Losses & LAE Over 90 Days Past Due Amounts Not in Dispute (Col. 47 * 20%)	Provision for Unauthorized Reinsurance		Provision for Overdue Authorized Reinsurance		Total Provision for Reinsurance					
			71  Provision for Reinsurance with Unauthorized Reinsurers Due to Collateral Deficiency (Col. 26)	72  Provision for Overdue Reinsurance from Unauthorized Reinsurers and Amounts in Dispute (Col. 70 + 20% of the Amount in Col 16)	73  Complete if Col. 52 = "Yes"; Otherwise Enter 0. 20% of Recoverable on Paid Losses & LAE Over 90 Days Past Due Amounts Not in Dispute + 20% of Recoverable on Paid Losses and LAE Over 90 Days Past Due Amounts in Dispute ([Col. 47 * 20%] + [Col. 45 * 20%])	74  Complete if Col. 52 = "No"; Otherwise Enter 0. Greater of 20% of Net Recoverable Net of Funds Held & Collateral, or 20% of Recoverable on Paid Losses & LAE Over 90 Days Past Due (Greater of Col. 26*20 or Cols. [40 + 41]*20%)	75  Provision for Amounts Ceded to Authorized Reinsurers (Cols. 73 + 74)	76  Provision for Amounts Ceded to Unauthorized Reinsurers (Cols. 71 + 72 Not in Excess of Col. 15)	77  Provision for Amounts Ceded to Certified Reinsurers (Cols. 64 + 69)	78  Total Provision for Reinsurance (Cols. 75 + 76 + 77)		
.....	.....	.....	.....	.....	.....	.....	.....	.....	.....	.....	.....	.....