



# ANNUAL STATEMENT

For the Year Ended December 31, 2019  
of the Condition and Affairs of the

## Metropolitan Group Property and Casualty Insurance Company

NAIC Group Code..... 241, 241 (Current Period) (Prior Period) NAIC Company Code..... 34339 Employer's ID Number..... 13-2915260

Organized under the Laws of RI State of Domicile or Port of Entry RI Country of Domicile US

Incorporated/Organized..... December 10, 1976 Commenced Business..... December 1, 1977

Statutory Home Office 700 Quaker Lane .. Warwick .. RI .. US .. 02886-6669 (Street and Number) (City or Town, State, Country and Zip Code)

Main Administrative Office 700 Quaker Lane .. Warwick .. RI .. US .. 02886-6669 (Street and Number) (City or Town, State, Country and Zip Code) 401-827-2400 (Area Code) (Telephone Number)

Mail Address PO Box 350, 700 Quaker Lane .. Warwick .. RI .. US .. 02887-0350 (Street and Number or P. O. Box) (City or Town, State, Country and Zip Code)

Primary Location of Books and Records 700 Quaker Lane .. Warwick .. RI .. US .. 02886-6669 (Street and Number) (City or Town, State, Country and Zip Code) 800-638-4208 (Area Code) (Telephone Number)

Internet Web Site Address www.metlife.com

Statutory Statement Contact Kevin Paul Swift (Name) 800-638-4208 (Area Code) (Telephone Number) (Extension) kswift@metlife.com (E-Mail Address) 401-827-2315 (Fax Number)

### OFFICERS

Name	Title	Name	Title
1. Darla Ann Finchum #	President	2. Maura Catherine Travers	Assistant General Counsel and Secretary
3. Michael John Bednarick	Vice President and Chief Financial Officer	4. Charles Patrick Connery #	Treasurer

### OTHER

Zulfi Shafaat Ahmed	Senior Vice President and Chief Information Security Officer	Robert Edward Bean	Vice President
Rachel Irene Downing #	Vice President	Barbara Jean Furr	Vice President
Paul Edward Gavin	Senior Vice President	Lorene Elsie Guardado	Vice President
Lise Ann Hasegawa	Vice President	Michelle Lee Kolodziejczak	Vice President
Richard Jay Leist	Executive Vice President and Executive Investment Officer	Richard Paul Lonardo	Vice President
Aaron Matthew McClain	Vice President	Albert Montoya	Vice President and Investment Officer
Robert Francis Nostramo	Vice President and General Counsel	Stephen Charles Radis #	Vice President and Investment Officer
Kevin Stanley Redgate	Senior Vice President and Senior Investment Officer	Christopher Timothy Rhodes #	Senior Vice President
James Sheridan Stevens	Vice President and Investment Officer	Richard Andrew Stevens	Vice President and Controller
Calvin Tyrone Strong	Vice President	Ellen Marie Tierney #	Vice President

### DIRECTORS OR TRUSTEES

Michael John Bednarick Darla Ann Finchum # Paul Edward Gavin #

State of..... Rhode Island  
County of..... Kent

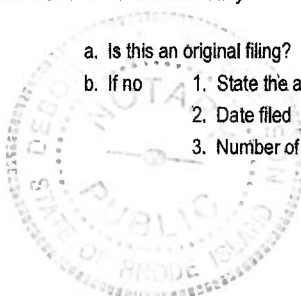
The officers of this reporting entity being duly sworn, each depose and say that they are the described officers of said reporting entity, and that on the reporting period stated above, all of the herein described assets were the absolute property of the said reporting entity, free and clear from any liens or claims thereon, except as herein stated, and that this statement, together with related exhibits, schedules and explanations therein contained, annexed or referred to, is a full and true statement of all the assets and liabilities and of the condition and affairs of the said reporting entity as of the reporting period stated above, and of its income and deductions therefrom for the period ended, and have been completed in accordance with the NAIC Annual Statement Instructions and Accounting Practices and Procedures manual except to the extent that: (1) state law may differ; or, (2) that state rules or regulations require differences in reporting not related to accounting practices and procedures, according to the best of their information, knowledge and belief, respectively. Furthermore, the scope of this attestation by the described officers also includes the related corresponding electronic filing with the NAIC, when required, that is an exact copy (except for formatting differences due to electronic filing) of the enclosed statement. The electronic filing may be requested by various regulators in lieu of or in addition to the enclosed statement.

Darla Ann Finchum      Maura Catherine Travers      Michael John Bednarick  
Darla Ann Finchum      Maura Catherine Travers      Michael John Bednarick  
President      Assistant General Counsel and Secretary      Vice President and Chief Financial Officer

Subscribed and sworn to before me  
This 14th day of February, 2020

a. Is this an original filing? Yes [X] No [ ]  
b. If no 1. State the amendment number \_\_\_\_\_  
2. Date filed \_\_\_\_\_  
3. Number of pages attached \_\_\_\_\_

Deborah L. Masterson  
Deborah L. Masterson  
Notary  
June 24, 2021



**EXHIBIT OF PREMIUMS AND LOSSES (Statutory Page 14)**



NAIC Group Code....241 NAIC Company Code....34339

BUSINESS IN THE STATE OF ALASKA DURING THE YEAR

19.AK

Line of Business	Gross Premiums, Including Policy and Membership Fees, Less Return Premiums and Premiums on Policies not Taken		3 Dividends Paid or Credited to Policyholders on Direct Business	4 Direct Unearned Premium Reserves	5 Direct Losses Paid (deducting salvage)	6 Direct Losses Incurred	7 Direct Losses Unpaid	8 Direct Defense and Cost Containment Expense Paid	9 Direct Defense and Cost Containment Expense Incurred	10 Direct Defense and Cost Containment Expense Unpaid	11 Commissions and Brokerage Expenses	12 Taxes, Licenses and Fees
	1 Direct Premiums Written	2 Direct Premiums Earned										
1. Fire.....												
2.1 Allied lines.....												
2.2 Multiple peril crop.....												
2.3 Federal flood.....	814	428		681							139	22
2.4 Private crop.....												
2.5 Private flood.....												
3. Farmowners multiple peril.....												
4. Homeowners multiple peril.....	91,861	95,104		45,987	27,974	(3,886)	13,822		(891)	581	3,104	2,949
5.1 Commercial multiple peril (non-liability portion).....												
5.2 Commercial multiple peril (liability portion).....												
6. Mortgage guaranty.....												
8. Ocean marine.....												
9. Inland marine.....	768	853		377		(366)	100		(11)	3	28	25
10. Financial guaranty.....												
11. Medical professional liability.....												
12. Earthquake.....	7,158	8,166		2,804		(3,490)	889		(102)	30	274	228
13. Group accident and health (b).....												
14. Credit A&H (group and individual).....												
15.1 Collectively renewable A&H (b).....												
15.2 Non-cancelable A&H (b).....												
15.3 Guaranteed renewable A&H (b).....												
15.4 Non-renewable for stated reasons only (b).....												
15.5 Other accident only.....												
15.6 Medicare Title XVIII exempt from state taxes or fees.....												
15.7 All other A&H (b).....												
15.8 Federal employees health benefits plan premium.....												
16. Workers' compensation.....												
17.1 Other liability-occurrence.....	274	461		132		(199)	398		(1)	2	7	13
17.2 Other liability-claims-made.....												
17.3 Excess workers' compensation.....												
18. Products liability.....												
19.1 Private passenger auto no-fault (personal injury protection).....												
19.2 Other private passenger auto liability.....	172,543	187,088		70,086	98,654	51,781	40,102	11,891	7,689	3,254	6,949	5,515
19.3 Commercial auto no-fault (personal injury protection).....												
19.4 Other commercial auto liability.....												
21.1 Private passenger auto physical damage.....	153,543	166,464		58,955	52,873	37,195	1,863	112	866	974	6,248	4,947
21.2 Commercial auto physical damage.....												
22. Aircraft (all perils).....												
23. Fidelity.....												
24. Surety.....												
26. Burglary and theft.....												
27. Boiler and machinery.....												
28. Credit.....												
29. International.....												
30. Warranty.....												
34. Aggregate write-ins for other lines of business.....	0	0	0	0	0	0	0	0	0	0	0	0
35. TOTALS (a).....	426,961	458,564	0	179,022	179,502	81,034	57,173	12,003	7,550	4,845	16,748	13,699

**DETAILS OF WRITE-INS**

3401. 0.....												
3402. 0.....												
3403. 0.....												
3498. Summary of remaining write-ins for Line 34 from overflow page.....	0	0	0	0	0	0	0	0	0	0	0	0
3499. TOTALS (Lines 3401 through 3403 plus 3498) (Line 34 above).....	0	0	0	0	0	0	0	0	0	0	0	0

(a) Finance and service charges not included in Lines 1 to 35 \$....775.

(b) For health business on indicated lines report: Number of persons insured under PPO managed care products.....0 and number of persons insured under indemnity only products.....0.

**EXHIBIT OF PREMIUMS AND LOSSES (Statutory Page 14)**



NAIC Group Code....241 NAIC Company Code....34339

BUSINESS IN THE STATE OF ALABAMA DURING THE YEAR

Line of Business	Gross Premiums, Including Policy and Membership Fees, Less Return Premiums and Premiums on Policies not Taken		Dividends Paid or Credited to Policyholders on Direct Business	Direct Unearned Premium Reserves	Direct Losses Paid (deducting salvage)	Direct Losses Incurred	Direct Losses Unpaid	Direct Defense and Cost Containment Expense Paid	Direct Defense and Cost Containment Expense Incurred	Direct Defense and Cost Containment Expense Unpaid	Commissions and Brokerage Expenses	Taxes, Licenses and Fees
	1 Direct Premiums Written	2 Direct Premiums Earned										
1. Fire.....												
2.1 Allied lines.....												
2.2 Multiple peril crop.....												
2.3 Federal flood.....												
2.4 Private crop.....												
2.5 Private flood.....												
3. Farmowners multiple peril.....												
4. Homeowners multiple peril.....	3,417,908	3,414,240	1,031	1,720,688	1,249,682	1,650,079	779,587	480	6,784	17,003	136,245	136,439
5.1 Commercial multiple peril (non-liability portion).....												
5.2 Commercial multiple peril (liability portion).....												
6. Mortgage guaranty.....												
8. Ocean marine.....												
9. Inland marine.....	34,300	35,507		16,837	28,838	32,425	11,821		69	248	1,380	1,373
10. Financial guaranty.....												
11. Medical professional liability.....												
12. Earthquake.....	3,064	3,316		1,619		(94)	140		(2)	5	127	122
13. Group accident and health (b).....												
14. Credit A&H (group and individual).....												
15.1 Collectively renewable A&H (b).....												
15.2 Non-cancelable A&H (b).....												
15.3 Guaranteed renewable A&H (b).....												
15.4 Non-renewable for stated reasons only (b).....												
15.5 Other accident only.....												
15.6 Medicare Title XVIII exempt from state taxes or fees.....												
15.7 All other A&H (b).....												
15.8 Federal employees health benefits plan premium.....												
16. Workers' compensation.....												
17.1 Other liability-occurrence.....												
17.2 Other liability-claims-made.....												
17.3 Excess workers' compensation.....												
18. Products liability.....												
19.1 Private passenger auto no-fault (personal injury protection).....												
19.2 Other private passenger auto liability.....	6,633,407	6,920,696	862	2,968,607	4,399,212	4,876,947	4,489,007	68,492	140,963	423,242	271,788	264,809
19.3 Commercial auto no-fault (personal injury protection).....												
19.4 Other commercial auto liability.....												
21.1 Private passenger auto physical damage.....	6,302,085	6,515,253	810	2,820,492	3,832,814	3,558,950	(1,683)	8,249	15,266	5,626	256,789	251,573
21.2 Commercial auto physical damage.....												
22. Aircraft (all perils).....												
23. Fidelity.....												
24. Surety.....												
26. Burglary and theft.....												
27. Boiler and machinery.....												
28. Credit.....												
29. International.....												
30. Warranty.....												
34. Aggregate write-ins for other lines of business.....	0	0	0	0	0	0	0	0	0	0	0	0
35. TOTALS (a).....	16,390,764	16,889,012	2,704	7,528,245	9,510,546	10,118,308	5,278,873	77,221	163,080	446,124	666,329	654,316

**DETAILS OF WRITE-INS**

3401. 0.....												
3402. 0.....												
3403. 0.....												
3498. Summary of remaining write-ins for Line 34 from overflow page.....	0	0	0	0	0	0	0	0	0	0	0	0
3499. TOTALS (Lines 3401 through 3403 plus 3498) (Line 34 above).....	0	0	0	0	0	0	0	0	0	0	0	0

(a) Finance and service charges not included in Lines 1 to 35 \$.....3,900.

(b) For health business on indicated lines report: Number of persons insured under PPO managed care products.....0 and number of persons insured under indemnity only products.....0.

19.A1

**EXHIBIT OF PREMIUMS AND LOSSES (Statutory Page 14)**



NAIC Group Code....241 NAIC Company Code....34339

BUSINESS IN THE STATE OF ARKANSAS DURING THE YEAR

19.AR

Line of Business	Gross Premiums, Including Policy and Membership Fees, Less Return Premiums and Premiums on Policies not Taken		3 Dividends Paid or Credited to Policyholders on Direct Business	4 Direct Unearned Premium Reserves	5 Direct Losses Paid (deducting salvage)	6 Direct Losses Incurred	7 Direct Losses Unpaid	8 Direct Defense and Cost Containment Expense Paid	9 Direct Defense and Cost Containment Expense Incurred	10 Direct Defense and Cost Containment Expense Unpaid	11 Commissions and Brokerage Expenses	12 Taxes, Licenses and Fees
	1 Direct Premiums Written	2 Direct Premiums Earned										
1. Fire.....												
2.1 Allied lines.....												
2.2 Multiple peril crop.....												
2.3 Federal flood.....												
2.4 Private crop.....												
2.5 Private flood.....												
3. Farmowners multiple peril.....												
4. Homeowners multiple peril.....												
5.1 Commercial multiple peril (non-liability portion).....												
5.2 Commercial multiple peril (liability portion).....												
6. Mortgage guaranty.....												
8. Ocean marine.....												
9. Inland marine.....												
10. Financial guaranty.....												
11. Medical professional liability.....												
12. Earthquake.....												
13. Group accident and health (b).....												
14. Credit A&H (group and individual).....												
15.1 Collectively renewable A&H (b).....												
15.2 Non-cancelable A&H (b).....												
15.3 Guaranteed renewable A&H (b).....												
15.4 Non-renewable for stated reasons only (b).....												
15.5 Other accident only.....												
15.6 Medicare Title XVIII exempt from state taxes or fees.....												
15.7 All other A&H (b).....												
15.8 Federal employees health benefits plan premium.....												
16. Workers' compensation.....												
17.1 Other liability-occurrence.....												
17.2 Other liability-claims-made.....												
17.3 Excess workers' compensation.....												
18. Products liability.....												
19.1 Private passenger auto no-fault (personal injury protection).....	283,178	294,700	10	130,950	139,736	146,987	59,034	466	3,609	13,006	11,435	8,588
19.2 Other private passenger auto liability.....	2,863,352	2,889,541	89	1,328,432	1,292,558	1,504,966	1,338,321	20,708	47,688	120,929	112,756	87,665
19.3 Commercial auto no-fault (personal injury protection).....												
19.4 Other commercial auto liability.....												
21.1 Private passenger auto physical damage.....	3,029,626	3,045,308	94	1,410,094	1,149,978	1,103,021	53,514	6,710	7,681	872	120,708	92,244
21.2 Commercial auto physical damage.....												
22. Aircraft (all perils).....												
23. Fidelity.....												
24. Surety.....												
26. Burglary and theft.....												
27. Boiler and machinery.....												
28. Credit.....												
29. International.....												
30. Warranty.....												
34. Aggregate write-ins for other lines of business.....	0	0	0	0	0	0	0	0	0	0	0	0
35. TOTALS (a).....	6,176,156	6,229,549	193	2,869,476	2,582,273	2,754,973	1,450,869	27,884	58,978	134,808	244,899	188,496

**DETAILS OF WRITE-INS**

3401. 0.....												
3402. 0.....												
3403. 0.....												
3498. Summary of remaining write-ins for Line 34 from overflow page.....	0	0	0	0	0	0	0	0	0	0	0	0
3499. TOTALS (Lines 3401 through 3403 plus 3498) (Line 34 above).....	0	0	0	0	0	0	0	0	0	0	0	0

(a) Finance and service charges not included in Lines 1 to 35 \$....2,812.

(b) For health business on indicated lines report: Number of persons insured under PPO managed care products.....0 and number of persons insured under indemnity only products.....0.

**EXHIBIT OF PREMIUMS AND LOSSES (Statutory Page 14)**



NAIC Group Code....241 NAIC Company Code....34339

BUSINESS IN THE STATE OF ARIZONA DURING THE YEAR

Line of Business	Gross Premiums, Including Policy and Membership Fees, Less Return Premiums and Premiums on Policies not Taken		3 Dividends Paid or Credited to Policyholders on Direct Business	4 Direct Unearned Premium Reserves	5 Direct Losses Paid (deducting salvage)	6 Direct Losses Incurred	7 Direct Losses Unpaid	8 Direct Defense and Cost Containment Expense Paid	9 Direct Defense and Cost Containment Expense Incurred	10 Direct Defense and Cost Containment Expense Unpaid	11 Commissions and Brokerage Expenses	12 Taxes, Licenses and Fees
	1 Direct Premiums Written	2 Direct Premiums Earned										
1. Fire.....												
2.1 Allied lines.....												
2.2 Multiple peril crop.....												
2.3 Federal flood.....												
2.4 Private crop.....												
2.5 Private flood.....												
3. Farmowners multiple peril.....												
4. Homeowners multiple peril.....	5,942,439	5,926,657	9,779	3,151,709	2,498,368	2,262,395	895,158	3,203	7,244	34,074	226,661	106,892
5.1 Commercial multiple peril (non-liability portion).....												
5.2 Commercial multiple peril (liability portion).....												
6. Mortgage guaranty.....												
8. Ocean marine.....												
9. Inland marine.....	113,735	114,267		59,911	39,617	41,119	6,494		35	202	4,328	2,051
10. Financial guaranty.....												
11. Medical professional liability.....												
12. Earthquake.....	1,761	1,821		959		(23)	92		(0)	3	66	32
13. Group accident and health (b).....												
14. Credit A&H (group and individual).....												
15.1 Collectively renewable A&H (b).....												
15.2 Non-cancelable A&H (b).....												
15.3 Guaranteed renewable A&H (b).....												
15.4 Non-renewable for stated reasons only (b).....												
15.5 Other accident only.....												
15.6 Medicare Title XVIII exempt from state taxes or fees.....												
15.7 All other A&H (b).....												
15.8 Federal employees health benefits plan premium.....												
16. Workers' compensation.....												
17.1 Other liability-occurrence.....												
17.2 Other liability-claims-made.....												
17.3 Excess workers' compensation.....												
18. Products liability.....												
19.1 Private passenger auto no-fault (personal injury protection).....												
19.2 Other private passenger auto liability.....	14,752,266	14,616,779	10,725	6,509,454	8,447,239	8,556,987	10,112,958	121,627	148,465	911,498	559,176	319,116
19.3 Commercial auto no-fault (personal injury protection).....												
19.4 Other commercial auto liability.....												
21.1 Private passenger auto physical damage.....	10,935,275	10,770,484	7,864	4,795,809	5,754,433	5,959,528	131,736	26,785	18,525	836	414,844	236,423
21.2 Commercial auto physical damage.....												
22. Aircraft (all perils).....												
23. Fidelity.....												
24. Surety.....												
26. Burglary and theft.....												
27. Boiler and machinery.....												
28. Credit.....												
29. International.....												
30. Warranty.....												
34. Aggregate write-ins for other lines of business.....	0	0	0	0	0	0	0	0	0	0	0	0
35. TOTALS (a).....	31,745,476	31,430,008	28,367	14,517,841	16,739,657	16,820,006	11,146,436	151,616	174,268	946,613	1,205,075	664,514

**DETAILS OF WRITE-INS**

3401. 0.....												
3402. 0.....												
3403. 0.....												
3498. Summary of remaining write-ins for Line 34 from overflow page.....	0	0	0	0	0	0	0	0	0	0	0	0
3499. TOTALS (Lines 3401 through 3403 plus 3498) (Line 34 above).....	0	0	0	0	0	0	0	0	0	0	0	0

(a) Finance and service charges not included in Lines 1 to 35 \$.....16,020.

(b) For health business on indicated lines report: Number of persons insured under PPO managed care products.....0 and number of persons insured under indemnity only products.....0.

19.AZ

**EXHIBIT OF PREMIUMS AND LOSSES (Statutory Page 14)**



NAIC Group Code....241 NAIC Company Code....34339

BUSINESS IN THE STATE OF CALIFORNIA DURING THE YEAR

19.CA

Line of Business	Gross Premiums, Including Policy and Membership Fees, Less Return Premiums and Premiums on Policies not Taken		Dividends Paid or Credited to Policyholders on Direct Business	Direct Unearned Premium Reserves	Direct Losses Paid (deducting salvage)	Direct Losses Incurred	Direct Losses Unpaid	Direct Defense and Cost Containment Expense Paid	Direct Defense and Cost Containment Expense Incurred	Direct Defense and Cost Containment Expense Unpaid	Commissions and Brokerage Expenses	Taxes, Licenses and Fees
	1 Direct Premiums Written	2 Direct Premiums Earned										
1. Fire.....												
2.1 Allied lines.....												
2.2 Multiple peril crop.....												
2.3 Federal flood.....												
2.4 Private crop.....												
2.5 Private flood.....												
3. Farmowners multiple peril.....												
4. Homeowners multiple peril.....												
5.1 Commercial multiple peril (non-liability portion).....												
5.2 Commercial multiple peril (liability portion).....												
6. Mortgage guaranty.....												
8. Ocean marine.....												
9. Inland marine.....												
10. Financial guaranty.....												
11. Medical professional liability.....												
12. Earthquake.....												
13. Group accident and health (b).....												
14. Credit A&H (group and individual).....												
15.1 Collectively renewable A&H (b).....												
15.2 Non-cancelable A&H (b).....												
15.3 Guaranteed renewable A&H (b).....												
15.4 Non-renewable for stated reasons only (b).....												
15.5 Other accident only.....												
15.6 Medicare Title XVIII exempt from state taxes or fees.....												
15.7 All other A&H (b).....												
15.8 Federal employees health benefits plan premium.....												
16. Workers' compensation.....												
17.1 Other liability-occurrence.....												
17.2 Other liability-claims-made.....												
17.3 Excess workers' compensation.....												
18. Products liability.....												
19.1 Private passenger auto no-fault (personal injury protection).....												
19.2 Other private passenger auto liability.....												
19.3 Commercial auto no-fault (personal injury protection).....												
19.4 Other commercial auto liability.....												
21.1 Private passenger auto physical damage.....												
21.2 Commercial auto physical damage.....												
22. Aircraft (all perils).....												
23. Fidelity.....												
24. Surety.....												
26. Burglary and theft.....												
27. Boiler and machinery.....												
28. Credit.....												
29. International.....												
30. Warranty.....												
34. Aggregate write-ins for other lines of business.....	0	0	0	0	0	0	0	0	0	0	0	923
35. TOTALS (a).....	0	0	0	0	0	0	0	0	0	0	0	923

**DETAILS OF WRITE-INS**

3401. 0.....												923
3402. 0.....												
3403. 0.....												
3498. Summary of remaining write-ins for Line 34 from overflow page.....	0	0	0	0	0	0	0	0	0	0	0	0
3499. TOTALS (Lines 3401 through 3403 plus 3498) (Line 34 above).....	0	0	0	0	0	0	0	0	0	0	0	923

(a) Finance and service charges not included in Lines 1 to 35 \$.....0.

(b) For health business on indicated lines report: Number of persons insured under PPO managed care products.....0 and number of persons insured under indemnity only products.....0.

**EXHIBIT OF PREMIUMS AND LOSSES (Statutory Page 14)**



NAIC Group Code....241 NAIC Company Code....34339

BUSINESS IN THE STATE OF COLORADO DURING THE YEAR

19.CO

Line of Business	Gross Premiums, Including Policy and Membership Fees, Less Return Premiums and Premiums on Policies not Taken		3 Dividends Paid or Credited to Policyholders on Direct Business	4 Direct Unearned Premium Reserves	5 Direct Losses Paid (deducting salvage)	6 Direct Losses Incurred	7 Direct Losses Unpaid	8 Direct Defense and Cost Containment Expense Paid	9 Direct Defense and Cost Containment Expense Incurred	10 Direct Defense and Cost Containment Expense Unpaid	11 Commissions and Brokerage Expenses	12 Taxes, Licenses and Fees
	1 Direct Premiums Written	2 Direct Premiums Earned										
1. Fire.....												
2.1 Allied lines.....												
2.2 Multiple peril crop.....												
2.3 Federal flood.....												
2.4 Private crop.....												
2.5 Private flood.....												
3. Farmowners multiple peril.....												
4. Homeowners multiple peril.....												
5.1 Commercial multiple peril (non-liability portion).....												
5.2 Commercial multiple peril (liability portion).....												
6. Mortgage guaranty.....												
8. Ocean marine.....												
9. Inland marine.....												
10. Financial guaranty.....												
11. Medical professional liability.....												
12. Earthquake.....												
13. Group accident and health (b).....												
14. Credit A&H (group and individual).....												
15.1 Collectively renewable A&H (b).....												
15.2 Non-cancelable A&H (b).....												
15.3 Guaranteed renewable A&H (b).....												
15.4 Non-renewable for stated reasons only (b).....												
15.5 Other accident only.....												
15.6 Medicare Title XVIII exempt from state taxes or fees.....												
15.7 All other A&H (b).....												
15.8 Federal employees health benefits plan premium.....												
16. Workers' compensation.....												
17.1 Other liability-occurrence.....												
17.2 Other liability-claims-made.....												
17.3 Excess workers' compensation.....												
18. Products liability.....												
19.1 Private passenger auto no-fault (personal injury protection).....												
19.2 Other private passenger auto liability.....												
19.3 Commercial auto no-fault (personal injury protection).....												
19.4 Other commercial auto liability.....												
21.1 Private passenger auto physical damage.....												
21.2 Commercial auto physical damage.....												
22. Aircraft (all perils).....												
23. Fidelity.....												
24. Surety.....												
26. Burglary and theft.....												
27. Boiler and machinery.....												
28. Credit.....												
29. International.....												
30. Warranty.....												
34. Aggregate write-ins for other lines of business.....	0	0	0	0	0	0	0	0	0	0	0	0
35. TOTALS (a).....	0	0	0	0	0	0	0	0	0	0	0	0

**NONE**

**DETAILS OF WRITE-INS**

3401. 0.....												
3402. 0.....												
3403. 0.....												
3498. Summary of remaining write-ins for Line 34 from overflow page.....	0	0	0	0	0	0	0	0	0	0	0	0
3499. TOTALS (Lines 3401 through 3403 plus 3498) (Line 34 above).....	0	0	0	0	0	0	0	0	0	0	0	0

(a) Finance and service charges not included in Lines 1 to 35 \$.....0.

(b) For health business on indicated lines report: Number of persons insured under PPO managed care products.....0 and number of persons insured under indemnity only products.....0.

**EXHIBIT OF PREMIUMS AND LOSSES (Statutory Page 14)**



NAIC Group Code....241 NAIC Company Code....34339

BUSINESS IN THE STATE OF CONNECTICUT DURING THE YEAR

19.CT

Line of Business	Gross Premiums, Including Policy and Membership Fees, Less Return Premiums and Premiums on Policies not Taken		Dividends Paid or Credited to Policyholders on Direct Business	Direct Unearned Premium Reserves	Direct Losses Paid (deducting salvage)	Direct Losses Incurred	Direct Losses Unpaid	Direct Defense and Cost Containment Expense Paid	Direct Defense and Cost Containment Expense Incurred	Direct Defense and Cost Containment Expense Unpaid	Commissions and Brokerage Expenses	Taxes, Licenses and Fees
	1 Direct Premiums Written	2 Direct Premiums Earned										
1. Fire.....												
2.1 Allied lines.....												
2.2 Multiple peril crop.....												
2.3 Federal flood.....												
2.4 Private crop.....												
2.5 Private flood.....												
3. Farmowners multiple peril.....												
4. Homeowners multiple peril.....	20,833,822	20,301,238	7,357	11,016,037	8,376,212	7,977,912	2,438,937	63,268	54,196	76,261	1,243,942	402,290
5.1 Commercial multiple peril (non-liability portion).....												
5.2 Commercial multiple peril (liability portion).....												
6. Mortgage guaranty.....												
8. Ocean marine.....												
9. Inland marine.....	419,648	416,908		219,255	118,372	112,394	18,872	(206)		556	24,642	8,105
10. Financial guaranty.....												
11. Medical professional liability.....												
12. Earthquake.....	14,276	14,402		7,379		(431)	486		(12)	16	858	276
13. Group accident and health (b).....												
14. Credit A&H (group and individual).....												
15.1 Collectively renewable A&H (b).....												
15.2 Non-cancelable A&H (b).....												
15.3 Guaranteed renewable A&H (b).....												
15.4 Non-renewable for stated reasons only (b).....												
15.5 Other accident only.....												
15.6 Medicare Title XVIII exempt from state taxes or fees.....												
15.7 All other A&H (b).....												
15.8 Federal employees health benefits plan premium.....												
16. Workers' compensation.....												
17.1 Other liability-occurrence.....												
17.2 Other liability-claims-made.....												
17.3 Excess workers' compensation.....												
18. Products liability.....												
19.1 Private passenger auto no-fault (personal injury protection).....												
19.2 Other private passenger auto liability.....	33,601,639	33,391,709	12,251	14,182,266	19,891,511	22,380,683	29,554,136	232,905	550,037	2,779,850	1,863,173	648,991
19.3 Commercial auto no-fault (personal injury protection).....												
19.4 Other commercial auto liability.....												
21.1 Private passenger auto physical damage.....	21,175,798	20,879,074	7,743	8,889,445	12,044,812	12,213,525	115,996	77,648	69,539	11,496	1,180,285	408,740
21.2 Commercial auto physical damage.....												
22. Aircraft (all perils).....												
23. Fidelity.....												
24. Surety.....												
26. Burglary and theft.....												
27. Boiler and machinery.....												
28. Credit.....												
29. International.....												
30. Warranty.....												
34. Aggregate write-ins for other lines of business.....	0	0	0	0	0	0	0	0	0	0	0	0
35. TOTALS (a).....	76,045,183	75,003,330	27,351	34,314,382	40,430,907	42,684,083	32,128,427	373,821	673,554	2,868,179	4,312,900	1,468,402

**DETAILS OF WRITE-INS**

3401. 0.....												
3402. 0.....												
3403. 0.....												
3498. Summary of remaining write-ins for Line 34 from overflow page.....	0	0	0	0	0	0	0	0	0	0	0	0
3499. TOTALS (Lines 3401 through 3403 plus 3498) (Line 34 above).....	0	0	0	0	0	0	0	0	0	0	0	0

(a) Finance and service charges not included in Lines 1 to 35 \$.....132,635.

(b) For health business on indicated lines report: Number of persons insured under PPO managed care products.....0 and number of persons insured under indemnity only products.....0.



**EXHIBIT OF PREMIUMS AND LOSSES (Statutory Page 14)**



NAIC Group Code....241 NAIC Company Code....34339

BUSINESS IN THE STATE OF DISTRICT OF COLUMBIA DURING THE YEAR

19.DC

Line of Business	Gross Premiums, Including Policy and Membership Fees, Less Return Premiums and Premiums on Policies not Taken		Dividends Paid or Credited to Policyholders on Direct Business	Direct Unearned Premium Reserves	Direct Losses Paid (deducting salvage)	Direct Losses Incurred	Direct Losses Unpaid	Direct Defense and Cost Containment Expense Paid	Direct Defense and Cost Containment Expense Incurred	Direct Defense and Cost Containment Expense Unpaid	Commissions and Brokerage Expenses	Taxes, Licenses and Fees
	1 Direct Premiums Written	2 Direct Premiums Earned										
1. Fire.....												
2.1 Allied lines.....												
2.2 Multiple peril crop.....												
2.3 Federal flood.....												
2.4 Private crop.....												
2.5 Private flood.....												
3. Farmowners multiple peril.....												
4. Homeowners multiple peril.....	79,799	82,827		42,103	14,251	13,648	24,337		28	631	4,706	2,159
5.1 Commercial multiple peril (non-liability portion).....												
5.2 Commercial multiple peril (liability portion).....												
6. Mortgage guaranty.....												
8. Ocean marine.....												
9. Inland marine.....	651	1,610		417		(263)	321		(7)	11	29	40
10. Financial guaranty.....												
11. Medical professional liability.....												
12. Earthquake.....						(4)	1		(0)	0		
13. Group accident and health (b).....												
14. Credit A&H (group and individual).....												
15.1 Collectively renewable A&H (b).....												
15.2 Non-cancelable A&H (b).....												
15.3 Guaranteed renewable A&H (b).....												
15.4 Non-renewable for stated reasons only (b).....												
15.5 Other accident only.....												
15.6 Medicare Title XVIII exempt from state taxes or fees.....												
15.7 All other A&H (b).....												
15.8 Federal employees health benefits plan premium.....												
16. Workers' compensation.....												
17.1 Other liability-occurrence.....	697	798		269		(10)	552		1	5	1	19
17.2 Other liability-claims-made.....												
17.3 Excess workers' compensation.....												
18. Products liability.....												
19.1 Private passenger auto no-fault (personal injury protection).....	483	913		539		(313)	78		(57)	17	41	20
19.2 Other private passenger auto liability.....	32,671	36,147		20,213	23,945	50,358	39,437	72	2,823	3,237	1,565	914
19.3 Commercial auto no-fault (personal injury protection).....												
19.4 Other commercial auto liability.....												
21.1 Private passenger auto physical damage.....	42,523	61,685		24,967	14,730	455	121	144	595	(2)	1,429	1,134
21.2 Commercial auto physical damage.....												
22. Aircraft (all perils).....												
23. Fidelity.....												
24. Surety.....												
26. Burglary and theft.....												
27. Boiler and machinery.....												
28. Credit.....												
29. International.....												
30. Warranty.....												
34. Aggregate write-ins for other lines of business.....	0	0	0	0	0	0	0	0	0	0	0	0
35. TOTALS (a).....	156,824	183,980	0	88,507	52,925	63,871	64,846	216	3,383	3,900	7,771	4,286

**DETAILS OF WRITE-INS**

3401. 0.....												
3402. 0.....												
3403. 0.....												
3498. Summary of remaining write-ins for Line 34 from overflow page.....	0	0	0	0	0	0	0	0	0	0	0	0
3499. TOTALS (Lines 3401 through 3403 plus 3498) (Line 34 above).....	0	0	0	0	0	0	0	0	0	0	0	0

(a) Finance and service charges not included in Lines 1 to 35 \$....850.

(b) For health business on indicated lines report: Number of persons insured under PPO managed care products.....0 and number of persons insured under indemnity only products.....0.

**EXHIBIT OF PREMIUMS AND LOSSES (Statutory Page 14)**



NAIC Group Code....241 NAIC Company Code....34339

BUSINESS IN THE STATE OF DELAWARE DURING THE YEAR

19.DE

Line of Business	Gross Premiums, Including Policy and Membership Fees, Less Return Premiums and Premiums on Policies not Taken		Dividends Paid or Credited to Policyholders on Direct Business	Direct Unearned Premium Reserves	Direct Losses Paid (deducting salvage)	Direct Losses Incurred	Direct Losses Unpaid	Direct Defense and Cost Containment Expense Paid	Direct Defense and Cost Containment Expense Incurred	Direct Defense and Cost Containment Expense Unpaid	Commissions and Brokerage Expenses	Taxes, Licenses and Fees
	1 Direct Premiums Written	2 Direct Premiums Earned										
1. Fire.....												
2.1 Allied lines.....												
2.2 Multiple peril crop.....												
2.3 Federal flood.....												
2.4 Private crop.....												
2.5 Private flood.....												
3. Farmowners multiple peril.....												
4. Homeowners multiple peril.....	1,039,344	1,014,605	789	540,977	420,868	399,531	57,250	2,869	1,597	1,632	42,641	20,875
5.1 Commercial multiple peril (non-liability portion).....												
5.2 Commercial multiple peril (liability portion).....												
6. Mortgage guaranty.....												
8. Ocean marine.....												
9. Inland marine.....	19,884	19,677		10,491	2,099	1,980	763		(1)	25	826	401
10. Financial guaranty.....												
11. Medical professional liability.....												
12. Earthquake.....	250	243		143		(2)	10			0	10	5
13. Group accident and health (b).....												
14. Credit A&H (group and individual).....												
15.1 Collectively renewable A&H (b).....												
15.2 Non-cancelable A&H (b).....												
15.3 Guaranteed renewable A&H (b).....												
15.4 Non-renewable for stated reasons only (b).....												
15.5 Other accident only.....												
15.6 Medicare Title XVIII exempt from state taxes or fees.....												
15.7 All other A&H (b).....												
15.8 Federal employees health benefits plan premium.....												
16. Workers' compensation.....												
17.1 Other liability-occurrence.....												
17.2 Other liability-claims-made.....												
17.3 Excess workers' compensation.....												
18. Products liability.....												
19.1 Private passenger auto no-fault (personal injury protection).....	1,090,123	1,071,930	254	464,144	405,946	107,505	176,850	6,958	(44,607)	38,964	47,768	21,902
19.2 Other private passenger auto liability.....	3,010,813	2,959,615	687	1,280,903	2,418,883	2,502,442	2,615,082	119,039	129,192	241,083	131,572	60,484
19.3 Commercial auto no-fault (personal injury protection).....												
19.4 Other commercial auto liability.....												
21.1 Private passenger auto physical damage.....	2,320,491	2,265,622	531	959,839	1,293,809	1,295,108	(15,639)	11,892	13,975	4,259	101,150	46,599
21.2 Commercial auto physical damage.....												
22. Aircraft (all perils).....												
23. Fidelity.....												
24. Surety.....												
26. Burglary and theft.....												
27. Boiler and machinery.....												
28. Credit.....												
29. International.....												
30. Warranty.....												
34. Aggregate write-ins for other lines of business.....	0	0	0	0	0	0	0	0	0	0	0	0
35. TOTALS (a).....	7,480,905	7,331,692	2,261	3,256,497	4,541,604	4,306,564	2,834,315	140,757	100,156	285,962	323,966	150,266

**DETAILS OF WRITE-INS**

3401. 0.....												
3402. 0.....												
3403. 0.....												
3498. Summary of remaining write-ins for Line 34 from overflow page.....	0	0	0	0	0	0	0	0	0	0	0	0
3499. TOTALS (Lines 3401 through 3403 plus 3498) (Line 34 above).....	0	0	0	0	0	0	0	0	0	0	0	0

(a) Finance and service charges not included in Lines 1 to 35 \$.....7,750.

(b) For health business on indicated lines report: Number of persons insured under PPO managed care products.....0 and number of persons insured under indemnity only products.....0.

**EXHIBIT OF PREMIUMS AND LOSSES (Statutory Page 14)**



NAIC Group Code....241 NAIC Company Code....34339

BUSINESS IN THE STATE OF FLORIDA DURING THE YEAR

19.FL

Line of Business	Gross Premiums, Including Policy and Membership Fees, Less Return Premiums and Premiums on Policies not Taken		Dividends Paid or Credited to Policyholders on Direct Business	Direct Unearned Premium Reserves	Direct Losses Paid (deducting salvage)	Direct Losses Incurred	Direct Losses Unpaid	Direct Defense and Cost Containment Expense Paid	Direct Defense and Cost Containment Expense Incurred	Direct Defense and Cost Containment Expense Unpaid	Commissions and Brokerage Expenses	Taxes, Licenses and Fees
	1 Direct Premiums Written	2 Direct Premiums Earned										
1. Fire.....												
2.1 Allied lines.....												
2.2 Multiple peril crop.....												
2.3 Federal flood.....												
2.4 Private crop.....												
2.5 Private flood.....												
3. Farmowners multiple peril.....												
4. Homeowners multiple peril.....												
5.1 Commercial multiple peril (non-liability portion).....												
5.2 Commercial multiple peril (liability portion).....												
6. Mortgage guaranty.....												
8. Ocean marine.....												
9. Inland marine.....												
10. Financial guaranty.....												
11. Medical professional liability.....												
12. Earthquake.....												
13. Group accident and health (b).....												
14. Credit A&H (group and individual).....												
15.1 Collectively renewable A&H (b).....												
15.2 Non-cancelable A&H (b).....												
15.3 Guaranteed renewable A&H (b).....												
15.4 Non-renewable for stated reasons only (b).....												
15.5 Other accident only.....												
15.6 Medicare Title XVIII exempt from state taxes or fees.....												
15.7 All other A&H (b).....												
15.8 Federal employees health benefits plan premium.....												
16. Workers' compensation.....												
17.1 Other liability-occurrence.....												
17.2 Other liability-claims-made.....												
17.3 Excess workers' compensation.....												
18. Products liability.....												
19.1 Private passenger auto no-fault (personal injury protection).....		26				(42)	10		(8)	2		
19.2 Other private passenger auto liability.....		115				(109)	81		(9)	8		
19.3 Commercial auto no-fault (personal injury protection).....												
19.4 Other commercial auto liability.....												
21.1 Private passenger auto physical damage.....		46				(1)	1		0	(0)		
21.2 Commercial auto physical damage.....												
22. Aircraft (all perils).....												
23. Fidelity.....												
24. Surety.....												
26. Burglary and theft.....												
27. Boiler and machinery.....												
28. Credit.....												
29. International.....												
30. Warranty.....												
34. Aggregate write-ins for other lines of business.....	0	0	0	0	0	0	0	0	0	0	0	15,781
35. TOTALS (a).....	0	187	0	0	0	(151)	91	0	(17)	10	0	15,781

**DETAILS OF WRITE-INS**

3401. 0.....												15,781
3402. 0.....												
3403. 0.....												
3498. Summary of remaining write-ins for Line 34 from overflow page.....	0	0	0	0	0	0	0	0	0	0	0	0
3499. TOTALS (Lines 3401 through 3403 plus 3498) (Line 34 above).....	0	0	0	0	0	0	0	0	0	0	0	15,781

(a) Finance and service charges not included in Lines 1 to 35 \$.....0.

(b) For health business on indicated lines report: Number of persons insured under PPO managed care products.....0 and number of persons insured under indemnity only products.....0.

**EXHIBIT OF PREMIUMS AND LOSSES (Statutory Page 14)**



NAIC Group Code....241 NAIC Company Code....34339

BUSINESS IN THE STATE OF GEORGIA DURING THE YEAR

19.GA

Line of Business	Gross Premiums, including Policy and Membership Fees, Less Return Premiums and Premiums on Policies not Taken		3 Dividends Paid or Credited to Policyholders on Direct Business	4 Direct Unearned Premium Reserves	5 Direct Losses Paid (deducting salvage)	6 Direct Losses Incurred	7 Direct Losses Unpaid	8 Direct Defense and Cost Containment Expense Paid	9 Direct Defense and Cost Containment Expense Incurred	10 Direct Defense and Cost Containment Expense Unpaid	11 Commissions and Brokerage Expenses	12 Taxes, Licenses and Fees
	1 Direct Premiums Written	2 Direct Premiums Earned										
1. Fire.....												
2.1 Allied lines.....												
2.2 Multiple peril crop.....												
2.3 Federal flood.....												
2.4 Private crop.....												
2.5 Private flood.....												
3. Farmowners multiple peril.....												
4. Homeowners multiple peril.....	9,524,817	9,677,449	36,926	5,123,222	4,455,460	4,325,548	1,077,774	32,996	39,302	42,244	343,296	513,560
5.1 Commercial multiple peril (non-liability portion).....												
5.2 Commercial multiple peril (liability portion).....												
6. Mortgage guaranty.....												
8. Ocean marine.....												
9. Inland marine.....	150,080	154,867		74,013	69,493	56,032	6,244		(302)	231	5,364	8,122
10. Financial guaranty.....												
11. Medical professional liability.....												
12. Earthquake.....	3,219	3,569		1,861		(137)	184		(4)	6	105	172
13. Group accident and health (b).....												
14. Credit A&H (group and individual).....												
15.1 Collectively renewable A&H (b).....												
15.2 Non-cancelable A&H (b).....												
15.3 Guaranteed renewable A&H (b).....												
15.4 Non-renewable for stated reasons only (b).....												
15.5 Other accident only.....												
15.6 Medicare Title XVIII exempt from state taxes or fees.....												
15.7 All other A&H (b).....												
15.8 Federal employees health benefits plan premium.....												
16. Workers' compensation.....												
17.1 Other liability-occurrence.....												
17.2 Other liability-claims-made.....												
17.3 Excess workers' compensation.....												
18. Products liability.....												
19.1 Private passenger auto no-fault (personal injury protection).....												
19.2 Other private passenger auto liability.....	25,187,394	25,674,209	27,828	11,106,312	15,487,967	14,750,290	14,124,336	387,525	370,182	1,318,508	885,063	1,205,296
19.3 Commercial auto no-fault (personal injury protection).....												
19.4 Other commercial auto liability.....												
21.1 Private passenger auto physical damage.....	11,571,579	12,597,371	14,464	4,979,827	6,405,963	6,381,661	8,503	25,126	23,824	12,895	407,341	553,820
21.2 Commercial auto physical damage.....												
22. Aircraft (all perils).....												
23. Fidelity.....												
24. Surety.....												
26. Burglary and theft.....												
27. Boiler and machinery.....												
28. Credit.....												
29. International.....												
30. Warranty.....												
34. Aggregate write-ins for other lines of business.....	0	0	0	0	0	0	0	0	0	0	0	0
35. TOTALS (a).....	46,437,089	48,107,465	79,218	21,285,235	26,418,883	25,513,395	15,217,040	445,647	433,003	1,373,884	1,641,170	2,280,971

**DETAILS OF WRITE-INS**

3401. 0.....												
3402. 0.....												
3403. 0.....												
3498. Summary of remaining write-ins for Line 34 from overflow page.....	0	0	0	0	0	0	0	0	0	0	0	0
3499. TOTALS (Lines 3401 through 3403 plus 3498) (Line 34 above).....	0	0	0	0	0	0	0	0	0	0	0	0

(a) Finance and service charges not included in Lines 1 to 35 \$.....24,575.

(b) For health business on indicated lines report: Number of persons insured under PPO managed care products.....0 and number of persons insured under indemnity only products.....0.

**EXHIBIT OF PREMIUMS AND LOSSES (Statutory Page 14)**



NAIC Group Code....241 NAIC Company Code....34339

BUSINESS IN GRAND TOTAL DURING THE YEAR

19.GT

Line of Business	Gross Premiums, Including Policy and Membership Fees, Less Return Premiums and Premiums on Policies not Taken		3 Dividends Paid or Credited to Policyholders on Direct Business	4 Direct Unearned Premium Reserves	5 Direct Losses Paid (deducting salvage)	6 Direct Losses Incurred	7 Direct Losses Unpaid	8 Direct Defense and Cost Containment Expense Paid	9 Direct Defense and Cost Containment Expense Incurred	10 Direct Defense and Cost Containment Expense Unpaid	11 Commissions and Brokerage Expenses	12 Taxes, Licenses and Fees
	1 Direct Premiums Written	2 Direct Premiums Earned										
1. Fire.....												
2.1 Allied lines.....												
2.2 Multiple peril crop.....												
2.3 Federal flood.....	814	428		681							139	22
2.4 Private crop.....												
2.5 Private flood.....												
3. Farmowners multiple peril.....												
4. Homeowners multiple peril.....	147,809,303	145,597,808	240,317	78,631,099	71,554,023	75,513,610	24,013,552	471,486	608,581	771,439	6,764,714	3,801,835
5.1 Commercial multiple peril (non-liability portion).....												
5.2 Commercial multiple peril (liability portion).....												
6. Mortgage guaranty.....												
8. Ocean marine.....												
9. Inland marine.....	3,002,705	3,005,482		1,574,336	917,930	881,480	241,248	3,753	3,026	6,699	131,760	76,056
10. Financial guaranty.....												
11. Medical professional liability.....												
12. Earthquake.....	1,158,265	1,154,200		593,815		(19,054)	49,302		(431)	1,622	46,777	25,045
13. Group accident and health (b).....												
14. Credit A&H (group and individual).....												
15.1 Collectively renewable A&H (b).....												
15.2 Non-cancelable A&H (b).....												
15.3 Guaranteed renewable A&H (b).....												
15.4 Non-renewable for stated reasons only (b).....												
15.5 Other accident only.....												
15.6 Medicare Title XVIII exempt from state taxes or fees.....												
15.7 All other A&H (b).....												
15.8 Federal employees health benefits plan premium.....												
16. Workers' compensation.....												
17.1 Other liability-occurrence.....	3,228,054	3,083,578	958	1,623,455	3,198,487	2,219,846	3,874,324	5,674	4,381	36,394	477,479	86,298
17.2 Other liability-claims-made.....												
17.3 Excess workers' compensation.....												
18. Products liability.....												
19.1 Private passenger auto no-fault (personal injury protection).....	54,807,319	53,462,689	12,312	24,467,525	27,273,172	25,579,616	67,447,486	1,785,690	3,476,515	14,860,131	2,593,847	1,146,396
19.2 Other private passenger auto liability.....	314,178,610	314,214,739	232,469	138,887,004	197,526,137	206,856,522	221,623,412	5,536,432	6,914,149	20,331,345	12,832,475	7,790,819
19.3 Commercial auto no-fault (personal injury protection).....												
19.4 Other commercial auto liability.....												
21.1 Private passenger auto physical damage.....	277,380,125	273,420,301	196,761	122,298,908	148,214,271	149,723,755	2,777,877	624,223	604,339	143,360	11,476,274	6,499,867
21.2 Commercial auto physical damage.....												
22. Aircraft (all perils).....												
23. Fidelity.....												
24. Surety.....												
26. Burglary and theft.....												
27. Boiler and machinery.....												
28. Credit.....												
29. International.....												
30. Warranty.....												
34. Aggregate write-ins for other lines of business.....	0	0	0	0	0	0	0	0	0	0	0	35,157
35. TOTALS (a).....	801,565,195	793,939,225	682,817	368,076,822	448,684,019	460,755,776	320,027,201	8,427,257	11,610,559	36,150,989	34,323,465	19,461,495

**DETAILS OF WRITE-INS**

3401. Miscellaneous.....												35,157
3402. ....												
3403. ....												
3498. Summary of remaining write-ins for Line 34 from overflow page.....	0	0	0	0	0	0	0	0	0	0	0	0
3499. TOTALS (Lines 3401 through 3403 plus 3498) (Line 34 above).....	0	0	0	0	0	0	0	0	0	0	0	35,157

(a) Finance and service charges not included in Lines 1 to 35 \$....871,662.

(b) For health business on indicated lines report: Number of persons insured under PPO managed care products.....0 and number of persons insured under indemnity only products.....0.

**EXHIBIT OF PREMIUMS AND LOSSES (Statutory Page 14)**



NAIC Group Code....241 NAIC Company Code....34339

BUSINESS IN THE STATE OF HAWAII DURING THE YEAR

19 HI

Line of Business	Gross Premiums, Including Policy and Membership Fees, Less Return Premiums and Premiums on Policies not Taken		3 Dividends Paid or Credited to Policyholders on Direct Business	4 Direct Unearned Premium Reserves	5 Direct Losses Paid (deducting salvage)	6 Direct Losses Incurred	7 Direct Losses Unpaid	8 Direct Defense and Cost Containment Expense Paid	9 Direct Defense and Cost Containment Expense Incurred	10 Direct Defense and Cost Containment Expense Unpaid	11 Commissions and Brokerage Expenses	12 Taxes, Licenses and Fees
	1 Direct Premiums Written	2 Direct Premiums Earned										
1. Fire.....												
2.1 Allied lines.....												
2.2 Multiple peril crop.....												
2.3 Federal flood.....												
2.4 Private crop.....												
2.5 Private flood.....												
3. Farmowners multiple peril.....												
4. Homeowners multiple peril.....												
5.1 Commercial multiple peril (non-liability portion).....												
5.2 Commercial multiple peril (liability portion).....												
6. Mortgage guaranty.....												
8. Ocean marine.....												
9. Inland marine.....												
10. Financial guaranty.....												
11. Medical professional liability.....												
12. Earthquake.....												
13. Group accident and health (b).....												
14. Credit A&H (group and individual).....												
15.1 Collectively renewable A&H (b).....												
15.2 Non-cancelable A&H (b).....												
15.3 Guaranteed renewable A&H (b).....												
15.4 Non-renewable for stated reasons only (b).....												
15.5 Other accident only.....												
15.6 Medicare Title XVIII exempt from state taxes or fees.....												
15.7 All other A&H (b).....												
15.8 Federal employees health benefits plan premium.....												
16. Workers' compensation.....												
17.1 Other liability-occurrence.....												
17.2 Other liability-claims-made.....												
17.3 Excess workers' compensation.....												
18. Products liability.....												
19.1 Private passenger auto no-fault (personal injury protection).....												
19.2 Other private passenger auto liability.....												
19.3 Commercial auto no-fault (personal injury protection).....												
19.4 Other commercial auto liability.....												
21.1 Private passenger auto physical damage.....												
21.2 Commercial auto physical damage.....												
22. Aircraft (all perils).....												
23. Fidelity.....												
24. Surety.....												
26. Burglary and theft.....												
27. Boiler and machinery.....												
28. Credit.....												
29. International.....												
30. Warranty.....												
34. Aggregate write-ins for other lines of business.....	0	0	0	0	0	0	0	0	0	0	0	0
35. TOTALS (a).....	0	0	0	0	0	0	0	0	0	0	0	0

**NONE**

**DETAILS OF WRITE-INS**

3401. 0.....												
3402. 0.....												
3403. 0.....												
3498. Summary of remaining write-ins for Line 34 from overflow page.....	0	0	0	0	0	0	0	0	0	0	0	0
3499. TOTALS (Lines 3401 through 3403 plus 3498) (Line 34 above).....	0	0	0	0	0	0	0	0	0	0	0	0

(a) Finance and service charges not included in Lines 1 to 35 \$.....0.  
 (b) For health business on indicated lines report: Number of persons insured under PPO managed care products.....0 and number of persons insured under indemnity only products.....0.

**EXHIBIT OF PREMIUMS AND LOSSES (Statutory Page 14)**



NAIC Group Code....241 NAIC Company Code....34339

BUSINESS IN THE STATE OF IOWA DURING THE YEAR

191A

Line of Business	Gross Premiums, Including Policy and Membership Fees, Less Return Premiums and Premiums on Policies not Taken		3 Dividends Paid or Credited to Policyholders on Direct Business	4 Direct Unearned Premium Reserves	5 Direct Losses Paid (deducting salvage)	6 Direct Losses Incurred	7 Direct Losses Unpaid	8 Direct Defense and Cost Containment Expense Paid	9 Direct Defense and Cost Containment Expense Incurred	10 Direct Defense and Cost Containment Expense Unpaid	11 Commissions and Brokerage Expenses	12 Taxes, Licenses and Fees
	1 Direct Premiums Written	2 Direct Premiums Earned										
1. Fire.....												
2.1 Allied lines.....												
2.2 Multiple peril crop.....												
2.3 Federal flood.....												
2.4 Private crop.....												
2.5 Private flood.....												
3. Farmowners multiple peril.....												
4. Homeowners multiple peril.....	1,234,652	1,242,324	970	678,934	235,142	211,858	56,993		(496)	1,903	67,019	24,169
5.1 Commercial multiple peril (non-liability portion).....												
5.2 Commercial multiple peril (liability portion).....												
6. Mortgage guaranty.....												
8. Ocean marine.....												
9. Inland marine.....	15,481	15,964		8,329	7,079	6,651	550		(10)	21	801	304
10. Financial guaranty.....												
11. Medical professional liability.....												
12. Earthquake.....	240	239		138		(7)	12		(0)	0	13	5
13. Group accident and health (b).....												
14. Credit A&H (group and individual).....												
15.1 Collectively renewable A&H (b).....												
15.2 Non-cancelable A&H (b).....												
15.3 Guaranteed renewable A&H (b).....												
15.4 Non-renewable for stated reasons only (b).....												
15.5 Other accident only.....												
15.6 Medicare Title XVIII exempt from state taxes or fees.....												
15.7 All other A&H (b).....												
15.8 Federal employees health benefits plan premium.....												
16. Workers' compensation.....												
17.1 Other liability-occurrence.....												
17.2 Other liability-claims-made.....												
17.3 Excess workers' compensation.....												
18. Products liability.....												
19.1 Private passenger auto no-fault (personal injury protection).....												
19.2 Other private passenger auto liability.....	1,513,689	1,547,339	355	745,433	956,013	835,050	755,918	25,916	23,619	68,577	64,976	29,670
19.3 Commercial auto no-fault (personal injury protection).....												
19.4 Other commercial auto liability.....												
21.1 Private passenger auto physical damage.....	2,227,462	2,197,323	480	1,062,718	1,062,023	1,083,725	70,998	1,898	1,372	(502)	96,442	43,567
21.2 Commercial auto physical damage.....												
22. Aircraft (all perils).....												
23. Fidelity.....												
24. Surety.....												
26. Burglary and theft.....												
27. Boiler and machinery.....												
28. Credit.....												
29. International.....												
30. Warranty.....												
34. Aggregate write-ins for other lines of business.....	0	0	0	0	0	0	0	0	0	0	0	0
35. TOTALS (a).....	4,991,524	5,003,189	1,805	2,495,553	2,260,257	2,137,278	884,471	27,814	24,485	69,999	229,252	97,714

**DETAILS OF WRITE-INS**

3401. 0.....												
3402. 0.....												
3403. 0.....												
3498. Summary of remaining write-ins for Line 34 from overflow page.....	0	0	0	0	0	0	0	0	0	0	0	0
3499. TOTALS (Lines 3401 through 3403 plus 3498) (Line 34 above).....	0	0	0	0	0	0	0	0	0	0	0	0

(a) Finance and service charges not included in Lines 1 to 35 \$....3,865.

(b) For health business on indicated lines report: Number of persons insured under PPO managed care products.....0 and number of persons insured under indemnity only products.....0.

**EXHIBIT OF PREMIUMS AND LOSSES (Statutory Page 14)**



NAIC Group Code....241 NAIC Company Code....34339

BUSINESS IN THE STATE OF IDAHO DURING THE YEAR

19.ID

Line of Business	Gross Premiums, Including Policy and Membership Fees, Less Return Premiums and Premiums on Policies not Taken		3 Dividends Paid or Credited to Policyholders on Direct Business	4 Direct Unearned Premium Reserves	5 Direct Losses Paid (deducting salvage)	6 Direct Losses Incurred	7 Direct Losses Unpaid	8 Direct Defense and Cost Containment Expense Paid	9 Direct Defense and Cost Containment Expense Incurred	10 Direct Defense and Cost Containment Expense Unpaid	11 Commissions and Brokerage Expenses	12 Taxes, Licenses and Fees
	1 Direct Premiums Written	2 Direct Premiums Earned										
1. Fire.....												
2.1 Allied lines.....												
2.2 Multiple peril crop.....												
2.3 Federal flood.....												
2.4 Private crop.....												
2.5 Private flood.....												
3. Farmowners multiple peril.....												
4. Homeowners multiple peril.....	1,604,814	1,604,116	22,480	857,875	1,003,884	917,936	216,960	2,789	(667)	5,205	68,723	32,279
5.1 Commercial multiple peril (non-liability portion).....												
5.2 Commercial multiple peril (liability portion).....												
6. Mortgage guaranty.....												
8. Ocean marine.....												
9. Inland marine.....	27,103	27,577		14,583	6,876	4,197	889		(73)	36	1,155	546
10. Financial guaranty.....												
11. Medical professional liability.....												
12. Earthquake.....	3,986	4,288		2,228		(381)	215		(11)	7	167	81
13. Group accident and health (b).....												
14. Credit A&H (group and individual).....												
15.1 Collectively renewable A&H (b).....												
15.2 Non-cancelable A&H (b).....												
15.3 Guaranteed renewable A&H (b).....												
15.4 Non-renewable for stated reasons only (b).....												
15.5 Other accident only.....												
15.6 Medicare Title XVIII exempt from state taxes or fees.....												
15.7 All other A&H (b).....												
15.8 Federal employees health benefits plan premium.....												
16. Workers' compensation.....												
17.1 Other liability-occurrence.....												
17.2 Other liability-claims-made.....												
17.3 Excess workers' compensation.....												
18. Products liability.....												
19.1 Private passenger auto no-fault (personal injury protection).....												
19.2 Other private passenger auto liability.....	2,916,717	3,032,719	31,619	1,326,712	1,639,834	1,572,273	1,977,534	63,486	65,374	187,340	125,052	58,665
19.3 Commercial auto no-fault (personal injury protection).....												
19.4 Other commercial auto liability.....												
21.1 Private passenger auto physical damage.....	2,337,863	2,393,058	24,666	1,072,235	1,072,031	1,074,924	(6,657)	2,166	1,403	908	100,031	47,031
21.2 Commercial auto physical damage.....												
22. Aircraft (all perils).....												
23. Fidelity.....												
24. Surety.....												
26. Burglary and theft.....												
27. Boiler and machinery.....												
28. Credit.....												
29. International.....												
30. Warranty.....												
34. Aggregate write-ins for other lines of business.....	0	0	0	0	0	0	0	0	0	0	0	0
35. TOTALS (a).....	6,890,483	7,061,759	78,765	3,273,634	3,722,625	3,568,949	2,188,940	68,441	66,026	193,496	295,129	138,602

**DETAILS OF WRITE-INS**

3401. 0.....												
3402. 0.....												
3403. 0.....												
3498. Summary of remaining write-ins for Line 34 from overflow page.....	0	0	0	0	0	0	0	0	0	0	0	0
3499. TOTALS (Lines 3401 through 3403 plus 3498) (Line 34 above).....	0	0	0	0	0	0	0	0	0	0	0	0

(a) Finance and service charges not included in Lines 1 to 35 \$....8,631.

(b) For health business on indicated lines report: Number of persons insured under PPO managed care products.....0 and number of persons insured under indemnity only products.....0.



**EXHIBIT OF PREMIUMS AND LOSSES (Statutory Page 14)**



NAIC Group Code....241 NAIC Company Code....34339

BUSINESS IN THE STATE OF ILLINOIS DURING THE YEAR

191L

Line of Business	Gross Premiums, Including Policy and Membership Fees, Less Return Premiums and Premiums on Policies not Taken		Dividends Paid or Credited to Policyholders on Direct Business	Direct Unearned Premium Reserves	Direct Losses Paid (deducting salvage)	Direct Losses Incurred	Direct Losses Unpaid	Direct Defense and Cost Containment Expense Paid	Direct Defense and Cost Containment Expense Incurred	Direct Defense and Cost Containment Expense Unpaid	Commissions and Brokerage Expenses	Taxes, Licenses and Fees
	Direct Premiums Written	Direct Premiums Earned										
1. Fire.....												
2.1 Allied lines.....												
2.2 Multiple peril crop.....												
2.3 Federal flood.....												
2.4 Private crop.....												
2.5 Private flood.....												
3. Farmowners multiple peril.....												
4. Homeowners multiple peril.....	12,290,355	11,817,710	11,313	6,593,956	10,875,923	12,060,095	2,396,205	8,430	46,917	71,793	514,404	307,645
5.1 Commercial multiple peril (non-liability portion).....												
5.2 Commercial multiple peril (liability portion).....												
6. Mortgage guaranty.....												
8. Ocean marine.....												
9. Inland marine.....	250,004	245,778		133,821	73,820	63,224	19,460	587	571	657	10,046	6,255
10. Financial guaranty.....												
11. Medical professional liability.....												
12. Earthquake.....	19,891	19,463		9,777		667	1,627		25	53	834	498
13. Group accident and health (b).....												
14. Credit A&H (group and individual).....												
15.1 Collectively renewable A&H (b).....												
15.2 Non-cancelable A&H (b).....												
15.3 Guaranteed renewable A&H (b).....												
15.4 Non-renewable for stated reasons only (b).....												
15.5 Other accident only.....												
15.6 Medicare Title XVIII exempt from state taxes or fees.....												
15.7 All other A&H (b).....												
15.8 Federal employees health benefits plan premium.....												
16. Workers' compensation.....												
17.1 Other liability-occurrence.....												
17.2 Other liability-claims-made.....												
17.3 Excess workers' compensation.....												
18. Products liability.....												
19.1 Private passenger auto no-fault (personal injury protection).....												
19.2 Other private passenger auto liability.....	18,644,848	18,491,942	6,968	8,435,657	11,836,894	13,001,422	11,220,918	370,582	486,909	1,009,828	755,451	397,451
19.3 Commercial auto no-fault (personal injury protection).....												
19.4 Other commercial auto liability.....												
21.1 Private passenger auto physical damage.....	16,448,895	15,737,926	5,750	7,492,193	10,056,046	10,326,218	277,695	34,155	29,325	5,324	665,906	350,666
21.2 Commercial auto physical damage.....												
22. Aircraft (all perils).....												
23. Fidelity.....												
24. Surety.....												
26. Burglary and theft.....												
27. Boiler and machinery.....												
28. Credit.....												
29. International.....												
30. Warranty.....												
34. Aggregate write-ins for other lines of business.....	0	0	0	0	0	0	0	0	0	0	0	0
35. TOTALS (a).....	47,653,993	46,312,820	24,032	22,665,403	32,842,683	35,451,626	13,915,906	413,754	563,746	1,087,655	1,946,640	1,062,515

**DETAILS OF WRITE-INS**

3401. 0.....												
3402. 0.....												
3403. 0.....												
3498. Summary of remaining write-ins for Line 34 from overflow page.....	0	0	0	0	0	0	0	0	0	0	0	0
3499. TOTALS (Lines 3401 through 3403 plus 3498) (Line 34 above).....	0	0	0	0	0	0	0	0	0	0	0	0

(a) Finance and service charges not included in Lines 1 to 35 \$....47,326.

(b) For health business on indicated lines report: Number of persons insured under PPO managed care products.....0 and number of persons insured under indemnity only products.....0.

**EXHIBIT OF PREMIUMS AND LOSSES (Statutory Page 14)**



NAIC Group Code....241 NAIC Company Code....34339

BUSINESS IN THE STATE OF INDIANA DURING THE YEAR

19 IN

Line of Business	Gross Premiums, Including Policy and Membership Fees, Less Return Premiums and Premiums on Policies not Taken		Dividends Paid or Credited to Policyholders on Direct Business	Direct Unearned Premium Reserves	Direct Losses Paid (deducting salvage)	Direct Losses Incurred	Direct Losses Unpaid	Direct Defense and Cost Containment Expense Paid	Direct Defense and Cost Containment Expense Incurred	Direct Defense and Cost Containment Expense Unpaid	Commissions and Brokerage Expenses	Taxes, Licenses and Fees
	Direct Premiums Written	Direct Premiums Earned										
1. Fire.....												
2.1 Allied lines.....												
2.2 Multiple peril crop.....												
2.3 Federal flood.....												
2.4 Private crop.....												
2.5 Private flood.....												
3. Farmowners multiple peril.....												
4. Homeowners multiple peril.....	6,116,691	6,008,516	1,008	3,328,575	3,125,577	3,996,860	1,963,756	14,024	38,189	47,766	261,936	119,822
5.1 Commercial multiple peril (non-liability portion).....												
5.2 Commercial multiple peril (liability portion).....												
6. Mortgage guaranty.....												
8. Ocean marine.....												
9. Inland marine.....	71,091	70,014		38,431	32,490	39,351	9,115		139	214	2,994	1,395
10. Financial guaranty.....												
11. Medical professional liability.....												
12. Earthquake.....	16,766	16,699		9,087		(36)	672		1	22	723	327
13. Group accident and health (b).....												
14. Credit A&H (group and individual).....												
15.1 Collectively renewable A&H (b).....												
15.2 Non-cancelable A&H (b).....												
15.3 Guaranteed renewable A&H (b).....												
15.4 Non-renewable for stated reasons only (b).....												
15.5 Other accident only.....												
15.6 Medicare Title XVIII exempt from state taxes or fees.....												
15.7 All other A&H (b).....												
15.8 Federal employees health benefits plan premium.....												
16. Workers' compensation.....												
17.1 Other liability-occurrence.....												
17.2 Other liability-claims-made.....												
17.3 Excess workers' compensation.....												
18. Products liability.....												
19.1 Private passenger auto no-fault (personal injury protection).....												
19.2 Other private passenger auto liability.....	8,421,369	8,442,839	415	3,787,274	5,147,266	4,677,826	4,954,966	134,239	89,659	443,266	391,232	164,989
19.3 Commercial auto no-fault (personal injury protection).....												
19.4 Other commercial auto liability.....												
21.1 Private passenger auto physical damage.....	8,141,878	8,053,564	390	3,613,366	3,831,311	3,955,554	32,097	13,418	10,307	6,309	378,618	159,479
21.2 Commercial auto physical damage.....												
22. Aircraft (all perils).....												
23. Fidelity.....												
24. Surety.....												
26. Burglary and theft.....												
27. Boiler and machinery.....												
28. Credit.....												
29. International.....												
30. Warranty.....												
34. Aggregate write-ins for other lines of business.....	0	0	0	0	0	0	0	0	0	0	0	0
35. TOTALS (a).....	22,767,795	22,591,631	1,813	10,776,733	12,136,643	12,669,555	6,960,607	161,681	138,296	497,577	1,035,504	446,012

**DETAILS OF WRITE-INS**

3401. 0.....												
3402. 0.....												
3403. 0.....												
3498. Summary of remaining write-ins for Line 34 from overflow page.....	0	0	0	0	0	0	0	0	0	0	0	0
3499. TOTALS (Lines 3401 through 3403 plus 3498) (Line 34 above).....	0	0	0	0	0	0	0	0	0	0	0	0

(a) Finance and service charges not included in Lines 1 to 35 \$....27,485.

(b) For health business on indicated lines report: Number of persons insured under PPO managed care products.....0 and number of persons insured under indemnity only products.....0.

**EXHIBIT OF PREMIUMS AND LOSSES (Statutory Page 14)**



NAIC Group Code....241 NAIC Company Code....34339

BUSINESS IN THE STATE OF KANSAS DURING THE YEAR

19.KS

Line of Business	Gross Premiums, Including Policy and Membership Fees, Less Return Premiums and Premiums on Policies not Taken		3 Dividends Paid or Credited to Policyholders on Direct Business	4 Direct Unearned Premium Reserves	5 Direct Losses Paid (deducting salvage)	6 Direct Losses Incurred	7 Direct Losses Unpaid	8 Direct Defense and Cost Containment Expense Paid	9 Direct Defense and Cost Containment Expense Incurred	10 Direct Defense and Cost Containment Expense Unpaid	11 Commissions and Brokerage Expenses	12 Taxes, Licenses and Fees
	1 Direct Premiums Written	2 Direct Premiums Earned										
1. Fire.....												
2.1 Allied lines.....												
2.2 Multiple peril crop.....												
2.3 Federal flood.....												
2.4 Private crop.....												
2.5 Private flood.....												
3. Farmowners multiple peril.....												
4. Homeowners multiple peril.....												
5.1 Commercial multiple peril (non-liability portion).....												
5.2 Commercial multiple peril (liability portion).....												
6. Mortgage guaranty.....												
8. Ocean marine.....												
9. Inland marine.....												
10. Financial guaranty.....												
11. Medical professional liability.....												
12. Earthquake.....												
13. Group accident and health (b).....												
14. Credit A&H (group and individual).....												
15.1 Collectively renewable A&H (b).....												
15.2 Non-cancelable A&H (b).....												
15.3 Guaranteed renewable A&H (b).....												
15.4 Non-renewable for stated reasons only (b).....												
15.5 Other accident only.....												
15.6 Medicare Title XVIII exempt from state taxes or fees.....												
15.7 All other A&H (b).....												
15.8 Federal employees health benefits plan premium.....												
16. Workers' compensation.....												
17.1 Other liability-occurrence.....												
17.2 Other liability-claims-made.....												
17.3 Excess workers' compensation.....												
18. Products liability.....												
19.1 Private passenger auto no-fault (personal injury protection).....	443,550	436,898	36	209,241	205,748	185,642	(12,334)	3,829	(369)	(2,718)	15,525	9,249
19.2 Other private passenger auto liability.....	3,442,435	3,430,201	283	1,603,128	2,387,295	2,311,574	1,202,628	59,741	52,533	100,239	120,226	71,765
19.3 Commercial auto no-fault (personal injury protection).....												
19.4 Other commercial auto liability.....												
21.1 Private passenger auto physical damage.....	4,476,708	4,369,490	350	2,076,168	2,428,103	2,446,442	101,317	14,203	12,896	386	156,627	93,276
21.2 Commercial auto physical damage.....												
22. Aircraft (all perils).....												
23. Fidelity.....												
24. Surety.....												
26. Burglary and theft.....												
27. Boiler and machinery.....												
28. Credit.....												
29. International.....												
30. Warranty.....												
34. Aggregate write-ins for other lines of business.....	0	0	0	0	0	0	0	0	0	0	0	0
35. TOTALS (a).....	8,362,693	8,236,589	669	3,888,537	5,021,147	4,943,659	1,291,612	77,773	65,060	97,908	292,378	174,290

**DETAILS OF WRITE-INS**

3401. 0.....												
3402. 0.....												
3403. 0.....												
3498. Summary of remaining write-ins for Line 34 from overflow page.....	0	0	0	0	0	0	0	0	0	0	0	0
3499. TOTALS (Lines 3401 through 3403 plus 3498) (Line 34 above).....	0	0	0	0	0	0	0	0	0	0	0	0

(a) Finance and service charges not included in Lines 1 to 35 \$.....0.

(b) For health business on indicated lines report: Number of persons insured under PPO managed care products.....0 and number of persons insured under indemnity only products.....0.

**EXHIBIT OF PREMIUMS AND LOSSES (Statutory Page 14)**



NAIC Group Code....241 NAIC Company Code....34339

BUSINESS IN THE STATE OF KENTUCKY DURING THE YEAR

19.KY

Line of Business	Gross Premiums, Including Policy and Membership Fees, Less Return Premiums and Premiums on Policies not Taken		Dividends Paid or Credited to Policyholders on Direct Business	Direct Unearned Premium Reserves	Direct Losses Paid (deducting salvage)	Direct Losses Incurred	Direct Losses Unpaid	Direct Defense and Cost Containment Expense Paid	Direct Defense and Cost Containment Expense Incurred	Direct Defense and Cost Containment Expense Unpaid	Commissions and Brokerage Expenses	Taxes, Licenses and Fees
	1 Direct Premiums Written	2 Direct Premiums Earned										
1. Fire.....												
2.1 Allied lines.....												
2.2 Multiple peril crop.....												
2.3 Federal flood.....												
2.4 Private crop.....												
2.5 Private flood.....												
3. Farmowners multiple peril.....												
4. Homeowners multiple peril.....												
5.1 Commercial multiple peril (non-liability portion).....												
5.2 Commercial multiple peril (liability portion).....												
6. Mortgage guaranty.....												
8. Ocean marine.....												
9. Inland marine.....												
10. Financial guaranty.....												
11. Medical professional liability.....												
12. Earthquake.....												
13. Group accident and health (b).....												
14. Credit A&H (group and individual).....												
15.1 Collectively renewable A&H (b).....												
15.2 Non-cancelable A&H (b).....												
15.3 Guaranteed renewable A&H (b).....												
15.4 Non-renewable for stated reasons only (b).....												
15.5 Other accident only.....												
15.6 Medicare Title XVIII exempt from state taxes or fees.....												
15.7 All other A&H (b).....												
15.8 Federal employees health benefits plan premium.....												
16. Workers' compensation.....												
17.1 Other liability-occurrence.....												
17.2 Other liability-claims-made.....												
17.3 Excess workers' compensation.....												
18. Products liability.....												
19.1 Private passenger auto no-fault (personal injury protection).....												
19.2 Other private passenger auto liability.....												
19.3 Commercial auto no-fault (personal injury protection).....												
19.4 Other commercial auto liability.....												
21.1 Private passenger auto physical damage.....												
21.2 Commercial auto physical damage.....												
22. Aircraft (all perils).....												
23. Fidelity.....												
24. Surety.....												
26. Burglary and theft.....												
27. Boiler and machinery.....												
28. Credit.....												
29. International.....												
30. Warranty.....												
34. Aggregate write-ins for other lines of business.....	0	0	0	0	0	0	0	0	0	0	0	0
35. TOTALS (a).....	0	0	0	0	0	0	0	0	0	0	0	0

NONE

DETAILS OF WRITE-INS

3401. 0.....												
3402. 0.....												
3403. 0.....												
3498. Summary of remaining write-ins for Line 34 from overflow page.....	0	0	0	0	0	0	0	0	0	0	0	0
3499. TOTALS (Lines 3401 through 3403 plus 3498) (Line 34 above).....	0	0	0	0	0	0	0	0	0	0	0	0

(a) Finance and service charges not included in Lines 1 to 35 \$.....0.

(b) For health business on indicated lines report: Number of persons insured under PPO managed care products.....0 and number of persons insured under indemnity only products.....0.

**EXHIBIT OF PREMIUMS AND LOSSES (Statutory Page 14)**



NAIC Group Code....241 NAIC Company Code....34339

BUSINESS IN THE STATE OF LOUISIANA DURING THE YEAR

19.LA

Line of Business	Gross Premiums, Including Policy and Membership Fees, Less Return Premiums and Premiums on Policies not Taken		3 Dividends Paid or Credited to Policyholders on Direct Business	4 Direct Unearned Premium Reserves	5 Direct Losses Paid (deducting salvage)	6 Direct Losses Incurred	7 Direct Losses Unpaid	8 Direct Defense and Cost Containment Expense Paid	9 Direct Defense and Cost Containment Expense Incurred	10 Direct Defense and Cost Containment Expense Unpaid	11 Commissions and Brokerage Expenses	12 Taxes, Licenses and Fees
	1 Direct Premiums Written	2 Direct Premiums Earned										
1. Fire.....												
2.1 Allied lines.....												
2.2 Multiple peril crop.....												
2.3 Federal flood.....												
2.4 Private crop.....												
2.5 Private flood.....												
3. Farmowners multiple peril.....												
4. Homeowners multiple peril.....												
5.1 Commercial multiple peril (non-liability portion).....												
5.2 Commercial multiple peril (liability portion).....												
6. Mortgage guaranty.....												
8. Ocean marine.....												
9. Inland marine.....												
10. Financial guaranty.....												
11. Medical professional liability.....												
12. Earthquake.....												
13. Group accident and health (b).....												
14. Credit A&H (group and individual).....												
15.1 Collectively renewable A&H (b).....												
15.2 Non-cancelable A&H (b).....												
15.3 Guaranteed renewable A&H (b).....												
15.4 Non-renewable for stated reasons only (b).....												
15.5 Other accident only.....												
15.6 Medicare Title XVIII exempt from state taxes or fees.....												
15.7 All other A&H (b).....												
15.8 Federal employees health benefits plan premium.....												
16. Workers' compensation.....												
17.1 Other liability-occurrence.....												
17.2 Other liability-claims-made.....												
17.3 Excess workers' compensation.....												
18. Products liability.....												
19.1 Private passenger auto no-fault (personal injury protection).....												
19.2 Other private passenger auto liability.....	4,468,401	4,361,280	827	2,158,725	3,095,797	4,067,752	3,863,296	160,549	261,366	369,154	190,681	178,115
19.3 Commercial auto no-fault (personal injury protection).....												
19.4 Other commercial auto liability.....												
21.1 Private passenger auto physical damage.....	3,315,051	3,189,280	595	1,605,521	1,514,167	1,518,234	26,362	2,782	2,842	725	140,306	132,361
21.2 Commercial auto physical damage.....												
22. Aircraft (all perils).....												
23. Fidelity.....												
24. Surety.....												
26. Burglary and theft.....												
27. Boiler and machinery.....												
28. Credit.....												
29. International.....												
30. Warranty.....												
34. Aggregate write-ins for other lines of business.....	0	0	0	0	0	0	0	0	0	0	0	0
35. TOTALS (a).....	7,783,452	7,550,560	1,422	3,764,246	4,609,964	5,585,986	3,889,659	163,331	264,208	369,880	330,986	310,476

**DETAILS OF WRITE-INS**

3401. 0.....												
3402. 0.....												
3403. 0.....												
3498. Summary of remaining write-ins for Line 34 from overflow page.....	0	0	0	0	0	0	0	0	0	0	0	0
3499. TOTALS (Lines 3401 through 3403 plus 3498) (Line 34 above).....	0	0	0	0	0	0	0	0	0	0	0	0

(a) Finance and service charges not included in Lines 1 to 35 \$....4,984.

(b) For health business on indicated lines report: Number of persons insured under PPO managed care products.....0 and number of persons insured under indemnity only products.....0.

**EXHIBIT OF PREMIUMS AND LOSSES (Statutory Page 14)**



NAIC Group Code....241 NAIC Company Code....34339

BUSINESS IN THE STATE OF MASSACHUSETTS DURING THE YEAR

19.MA

Line of Business	Gross Premiums, Including Policy and Membership Fees, Less Return Premiums and Premiums on Policies not Taken		3 Dividends Paid or Credited to Policyholders on Direct Business	4 Direct Unearned Premium Reserves	5 Direct Losses Paid (deducting salvage)	6 Direct Losses Incurred	7 Direct Losses Unpaid	8 Direct Defense and Cost Containment Expense Paid	9 Direct Defense and Cost Containment Expense Incurred	10 Direct Defense and Cost Containment Expense Unpaid	11 Commissions and Brokerage Expenses	12 Taxes, Licenses and Fees
	1 Direct Premiums Written	2 Direct Premiums Earned										
1. Fire.....												
2.1 Allied lines.....												
2.2 Multiple peril crop.....												
2.3 Federal flood.....												
2.4 Private crop.....												
2.5 Private flood.....												
3. Farmowners multiple peril.....												
4. Homeowners multiple peril.....												
5.1 Commercial multiple peril (non-liability portion).....												
5.2 Commercial multiple peril (liability portion).....												
6. Mortgage guaranty.....												
8. Ocean marine.....												
9. Inland marine.....												
10. Financial guaranty.....												
11. Medical professional liability.....												
12. Earthquake.....												
13. Group accident and health (b).....												
14. Credit A&H (group and individual).....												
15.1 Collectively renewable A&H (b).....												
15.2 Non-cancelable A&H (b).....												
15.3 Guaranteed renewable A&H (b).....												
15.4 Non-renewable for stated reasons only (b).....												
15.5 Other accident only.....												
15.6 Medicare Title XVIII exempt from state taxes or fees.....												
15.7 All other A&H (b).....												
15.8 Federal employees health benefits plan premium.....												
16. Workers' compensation.....												
17.1 Other liability-occurrence.....												
17.2 Other liability-claims-made.....												
17.3 Excess workers' compensation.....												
18. Products liability.....												
19.1 Private passenger auto no-fault (personal injury protection).....												
19.2 Other private passenger auto liability.....												
19.3 Commercial auto no-fault (personal injury protection).....												
19.4 Other commercial auto liability.....												
21.1 Private passenger auto physical damage.....												
21.2 Commercial auto physical damage.....												
22. Aircraft (all perils).....												
23. Fidelity.....												
24. Surety.....												
26. Burglary and theft.....												
27. Boiler and machinery.....												
28. Credit.....												
29. International.....												
30. Warranty.....												
34. Aggregate write-ins for other lines of business.....	0	0	0	0	0	0	0	0	0	0	0	15,447
35. TOTALS (a).....	0	0	0	0	0	0	0	0	0	0	0	15,447

**DETAILS OF WRITE-INS**

3401. 0.....												15,447
3402. 0.....												
3403. 0.....												
3498. Summary of remaining write-ins for Line 34 from overflow page.....	0	0	0	0	0	0	0	0	0	0	0	0
3499. TOTALS (Lines 3401 through 3403 plus 3498) (Line 34 above).....	0	0	0	0	0	0	0	0	0	0	0	15,447

(a) Finance and service charges not included in Lines 1 to 35 \$.....0.

(b) For health business on indicated lines report: Number of persons insured under PPO managed care products.....0 and number of persons insured under indemnity only products.....0.

**EXHIBIT OF PREMIUMS AND LOSSES (Statutory Page 14)**



NAIC Group Code....241 NAIC Company Code....34339

BUSINESS IN THE STATE OF MARYLAND DURING THE YEAR

19.MD

Line of Business	Gross Premiums, Including Policy and Membership Fees, Less Return Premiums and Premiums on Policies not Taken		3 Dividends Paid or Credited to Policyholders on Direct Business	4 Direct Unearned Premium Reserves	5 Direct Losses Paid (deducting salvage)	6 Direct Losses Incurred	7 Direct Losses Unpaid	8 Direct Defense and Cost Containment Expense Paid	9 Direct Defense and Cost Containment Expense Incurred	10 Direct Defense and Cost Containment Expense Unpaid	11 Commissions and Brokerage Expenses	12 Taxes, Licenses and Fees
	1 Direct Premiums Written	2 Direct Premiums Earned										
1. Fire.....												
2.1 Allied lines.....												
2.2 Multiple peril crop.....												
2.3 Federal flood.....												
2.4 Private crop.....												
2.5 Private flood.....												
3. Farmowners multiple peril.....												
4. Homeowners multiple peril.....	6,338,137	6,360,762	11,322	3,388,810	3,562,483	3,560,160	703,963	1,284	(451)	21,542	219,393	128,120
5.1 Commercial multiple peril (non-liability portion).....												
5.2 Commercial multiple peril (liability portion).....												
6. Mortgage guaranty.....												
8. Ocean marine.....												
9. Inland marine.....	125,508	128,337		67,006	86,564	77,606	4,562		(196)	174	4,418	2,541
10. Financial guaranty.....												
11. Medical professional liability.....												
12. Earthquake.....	6,580	6,700		3,678		(190)	324		(5)	11	217	133
13. Group accident and health (b).....												
14. Credit A&H (group and individual).....												
15.1 Collectively renewable A&H (b).....												
15.2 Non-cancelable A&H (b).....												
15.3 Guaranteed renewable A&H (b).....												
15.4 Non-renewable for stated reasons only (b).....												
15.5 Other accident only.....												
15.6 Medicare Title XVIII exempt from state taxes or fees.....												
15.7 All other A&H (b).....												
15.8 Federal employees health benefits plan premium.....												
16. Workers' compensation.....												
17.1 Other liability-occurrence.....												
17.2 Other liability-claims-made.....												
17.3 Excess workers' compensation.....												
18. Products liability.....												
19.1 Private passenger auto no-fault (personal injury protection).....	1,479,718	1,550,252	1,002	618,690	901,877	832,936	277,198	7,425	2,568	61,073	54,251	29,910
19.2 Other private passenger auto liability.....	10,403,991	10,654,066	6,674	4,414,278	7,462,467	7,077,866	6,149,801	113,983	95,546	542,241	381,474	210,359
19.3 Commercial auto no-fault (personal injury protection).....												
19.4 Other commercial auto liability.....												
21.1 Private passenger auto physical damage.....	8,078,878	8,289,248	5,114	3,345,361	3,857,865	3,791,629	118,210	35,569	36,142	2,958	295,882	163,269
21.2 Commercial auto physical damage.....												
22. Aircraft (all perils).....												
23. Fidelity.....												
24. Surety.....												
26. Burglary and theft.....												
27. Boiler and machinery.....												
28. Credit.....												
29. International.....												
30. Warranty.....												
34. Aggregate write-ins for other lines of business.....	0	0	0	0	0	0	0	0	0	0	0	0
35. TOTALS (a).....	26,432,812	26,989,365	24,112	11,837,824	15,871,256	15,340,006	7,254,057	158,260	133,603	627,999	955,635	534,332

**DETAILS OF WRITE-INS**

3401. 0.....												
3402. 0.....												
3403. 0.....												
3498. Summary of remaining write-ins for Line 34 from overflow page.....	0	0	0	0	0	0	0	0	0	0	0	0
3499. TOTALS (Lines 3401 through 3403 plus 3498) (Line 34 above).....	0	0	0	0	0	0	0	0	0	0	0	0

(a) Finance and service charges not included in Lines 1 to 35 \$.....17,254.

(b) For health business on indicated lines report: Number of persons insured under PPO managed care products.....0 and number of persons insured under indemnity only products.....0.

**EXHIBIT OF PREMIUMS AND LOSSES (Statutory Page 14)**



NAIC Group Code....241 NAIC Company Code....34339

BUSINESS IN THE STATE OF MAINE DURING THE YEAR

19.ME

Line of Business	Gross Premiums, Including Policy and Membership Fees, Less Return Premiums and Premiums on Policies not Taken		3 Dividends Paid or Credited to Policyholders on Direct Business	4 Direct Unearned Premium Reserves	5 Direct Losses Paid (deducting salvage)	6 Direct Losses Incurred	7 Direct Losses Unpaid	8 Direct Defense and Cost Containment Expense Paid	9 Direct Defense and Cost Containment Expense Incurred	10 Direct Defense and Cost Containment Expense Unpaid	11 Commissions and Brokerage Expenses	12 Taxes, Licenses and Fees
	1 Direct Premiums Written	2 Direct Premiums Earned										
1. Fire.....												
2.1 Allied lines.....												
2.2 Multiple peril crop.....												
2.3 Federal flood.....												
2.4 Private crop.....												
2.5 Private flood.....												
3. Farmowners multiple peril.....												
4. Homeowners multiple peril.....												
5.1 Commercial multiple peril (non-liability portion).....												
5.2 Commercial multiple peril (liability portion).....												
6. Mortgage guaranty.....												
8. Ocean marine.....												
9. Inland marine.....												
10. Financial guaranty.....												
11. Medical professional liability.....												
12. Earthquake.....												
13. Group accident and health (b).....												
14. Credit A&H (group and individual).....												
15.1 Collectively renewable A&H (b).....												
15.2 Non-cancelable A&H (b).....												
15.3 Guaranteed renewable A&H (b).....												
15.4 Non-renewable for stated reasons only (b).....												
15.5 Other accident only.....												
15.6 Medicare Title XVIII exempt from state taxes or fees.....												
15.7 All other A&H (b).....												
15.8 Federal employees health benefits plan premium.....												
16. Workers' compensation.....												
17.1 Other liability-occurrence.....												
17.2 Other liability-claims-made.....												
17.3 Excess workers' compensation.....												
18. Products liability.....												
19.1 Private passenger auto no-fault (personal injury protection).....												
19.2 Other private passenger auto liability.....												
19.3 Commercial auto no-fault (personal injury protection).....												
19.4 Other commercial auto liability.....												
21.1 Private passenger auto physical damage.....												
21.2 Commercial auto physical damage.....												
22. Aircraft (all perils).....												
23. Fidelity.....												
24. Surety.....												
26. Burglary and theft.....												
27. Boiler and machinery.....												
28. Credit.....												
29. International.....												
30. Warranty.....												
34. Aggregate write-ins for other lines of business.....	0	0	0	0	0	0	0	0	0	0	0	0
35. TOTALS (a).....	0	0	0	0	0	0	0	0	0	0	0	0

**NONE**

**DETAILS OF WRITE-INS**

3401. 0.....												
3402. 0.....												
3403. 0.....												
3498. Summary of remaining write-ins for Line 34 from overflow page.....	0	0	0	0	0	0	0	0	0	0	0	0
3499. TOTALS (Lines 3401 through 3403 plus 3498) (Line 34 above).....	0	0	0	0	0	0	0	0	0	0	0	0

(a) Finance and service charges not included in Lines 1 to 35 \$.....0.  
 (b) For health business on indicated lines report: Number of persons insured under PPO managed care products.....0 and number of persons insured under indemnity only products.....0.



**EXHIBIT OF PREMIUMS AND LOSSES (Statutory Page 14)**



NAIC Group Code....241 NAIC Company Code....34339

BUSINESS IN THE STATE OF MICHIGAN DURING THE YEAR

19 MI

Line of Business	Gross Premiums, Including Policy and Membership Fees, Less Return Premiums and Premiums on Policies not Taken		Dividends Paid or Credited to Policyholders on Direct Business	Direct Unearned Premium Reserves	Direct Losses Paid (deducting salvage)	Direct Losses Incurred	Direct Losses Unpaid	Direct Defense and Cost Containment Expense Paid	Direct Defense and Cost Containment Expense Incurred	Direct Defense and Cost Containment Expense Unpaid	Commissions and Brokerage Expenses	Taxes, Licenses and Fees
	Direct Premiums Written	Direct Premiums Earned										
1. Fire.....												
2.1 Allied lines.....												
2.2 Multiple peril crop.....												
2.3 Federal flood.....												
2.4 Private crop.....												
2.5 Private flood.....												
3. Farmowners multiple peril.....												
4. Homeowners multiple peril.....	13,997,441	13,933,486	6,993	7,517,431	7,008,962	7,378,947	1,863,476	65,814	75,481	50,120	1,091,516	469,260
5.1 Commercial multiple peril (non-liability portion).....												
5.2 Commercial multiple peril (liability portion).....												
6. Mortgage guaranty.....												
8. Ocean marine.....												
9. Inland marine.....	231,545	227,059		125,177	162,916	138,775	3,834	(439)		171	17,482	7,769
10. Financial guaranty.....												
11. Medical professional liability.....												
12. Earthquake.....	2,596	2,577		1,344		(23)	79		(0)	3	213	88
13. Group accident and health (b).....												
14. Credit A&H (group and individual).....												
15.1 Collectively renewable A&H (b).....												
15.2 Non-cancelable A&H (b).....												
15.3 Guaranteed renewable A&H (b).....												
15.4 Non-renewable for stated reasons only (b).....												
15.5 Other accident only.....												
15.6 Medicare Title XVIII exempt from state taxes or fees.....												
15.7 All other A&H (b).....												
15.8 Federal employees health benefits plan premium.....												
16. Workers' compensation.....												
17.1 Other liability-occurrence.....												
17.2 Other liability-claims-made.....												
17.3 Excess workers' compensation.....												
18. Products liability.....												
19.1 Private passenger auto no-fault (personal injury protection).....	29,089,620	27,584,389	7,319	13,273,114	11,592,314	12,470,353	58,701,054	820,763	2,740,307	12,933,106	1,700,068	572,515
19.2 Other private passenger auto liability.....	5,588,668	5,522,540	1,560	2,487,181	3,451,972	2,874,456	4,668,917	683,079	638,817	467,047	332,151	109,998
19.3 Commercial auto no-fault (personal injury protection).....												
19.4 Other commercial auto liability.....												
21.1 Private passenger auto physical damage.....	20,758,294	19,796,212	5,349	9,188,882	10,883,395	10,917,468	599,596	7,383	1,071	(16,097)	1,240,646	408,686
21.2 Commercial auto physical damage.....												
22. Aircraft (all perils).....												
23. Fidelity.....												
24. Surety.....												
26. Burglary and theft.....												
27. Boiler and machinery.....												
28. Credit.....												
29. International.....												
30. Warranty.....												
34. Aggregate write-ins for other lines of business.....	0	0	0	0	0	0	0	0	0	0	0	0
35. TOTALS (a).....	69,668,164	67,066,263	21,220	32,593,129	33,099,560	33,779,976	65,836,956	1,577,039	3,455,237	13,434,349	4,382,076	1,568,316

**DETAILS OF WRITE-INS**

3401. 0.....												
3402. 0.....												
3403. 0.....												
3498. Summary of remaining write-ins for Line 34 from overflow page.....	0	0	0	0	0	0	0	0	0	0	0	0
3499. TOTALS (Lines 3401 through 3403 plus 3498) (Line 34 above).....	0	0	0	0	0	0	0	0	0	0	0	0

(a) Finance and service charges not included in Lines 1 to 35 \$....45,549.

(b) For health business on indicated lines report: Number of persons insured under PPO managed care products.....0 and number of persons insured under indemnity only products.....0.

**EXHIBIT OF PREMIUMS AND LOSSES (Statutory Page 14)**



NAIC Group Code....241 NAIC Company Code....34339

BUSINESS IN THE STATE OF MINNESOTA DURING THE YEAR

19.NM

Line of Business	Gross Premiums, Including Policy and Membership Fees, Less Return Premiums and Premiums on Policies not Taken		Dividends Paid or Credited to Policyholders on Direct Business	Direct Unearned Premium Reserves	Direct Losses Paid (deducting salvage)	Direct Losses Incurred	Direct Losses Unpaid	Direct Defense and Cost Containment Expense Paid	Direct Defense and Cost Containment Expense Incurred	Direct Defense and Cost Containment Expense Unpaid	Commissions and Brokerage Expenses	Taxes, Licenses and Fees
	1 Direct Premiums Written	2 Direct Premiums Earned										
1. Fire.....												
2.1 Allied lines.....												
2.2 Multiple peril crop.....												
2.3 Federal flood.....												
2.4 Private crop.....												
2.5 Private flood.....												
3. Farmowners multiple peril.....												
4. Homeowners multiple peril.....												
5.1 Commercial multiple peril (non-liability portion).....												
5.2 Commercial multiple peril (liability portion).....												
6. Mortgage guaranty.....												
8. Ocean marine.....												
9. Inland marine.....												
10. Financial guaranty.....												
11. Medical professional liability.....												
12. Earthquake.....												
13. Group accident and health (b).....												
14. Credit A&H (group and individual).....												
15.1 Collectively renewable A&H (b).....												
15.2 Non-cancelable A&H (b).....												
15.3 Guaranteed renewable A&H (b).....												
15.4 Non-renewable for stated reasons only (b).....												
15.5 Other accident only.....												
15.6 Medicare Title XVIII exempt from state taxes or fees.....												
15.7 All other A&H (b).....												
15.8 Federal employees health benefits plan premium.....												
16. Workers' compensation.....												
17.1 Other liability-occurrence.....												
17.2 Other liability-claims-made.....												
17.3 Excess workers' compensation.....												
18. Products liability.....												
19.1 Private passenger auto no-fault (personal injury protection).....												
19.2 Other private passenger auto liability.....												
19.3 Commercial auto no-fault (personal injury protection).....												
19.4 Other commercial auto liability.....												
21.1 Private passenger auto physical damage.....												
21.2 Commercial auto physical damage.....												
22. Aircraft (all perils).....												
23. Fidelity.....												
24. Surety.....												
26. Burglary and theft.....												
27. Boiler and machinery.....												
28. Credit.....												
29. International.....												
30. Warranty.....												
34. Aggregate write-ins for other lines of business.....	0	0	0	0	0	0	0	0	0	0	0	0
35. TOTALS (a).....	0	0	0	0	0	0	0	0	0	0	0	0

**NONE**

**DETAILS OF WRITE-INS**

3401. 0.....												
3402. 0.....												
3403. 0.....												
3498. Summary of remaining write-ins for Line 34 from overflow page.....	0	0	0	0	0	0	0	0	0	0	0	0
3499. TOTALS (Lines 3401 through 3403 plus 3498) (Line 34 above).....	0	0	0	0	0	0	0	0	0	0	0	0

(a) Finance and service charges not included in Lines 1 to 35 \$.....0.

(b) For health business on indicated lines report: Number of persons insured under PPO managed care products.....0 and number of persons insured under indemnity only products.....0.

**EXHIBIT OF PREMIUMS AND LOSSES (Statutory Page 14)**



NAIC Group Code....241 NAIC Company Code....34339

BUSINESS IN THE STATE OF MISSOURI DURING THE YEAR

19.MO

Line of Business	Gross Premiums, Including Policy and Membership Fees, Less Return Premiums and Premiums on Policies not Taken		3 Dividends Paid or Credited to Policyholders on Direct Business	4 Direct Unearned Premium Reserves	5 Direct Losses Paid (deducting salvage)	6 Direct Losses Incurred	7 Direct Losses Unpaid	8 Direct Defense and Cost Containment Expense Paid	9 Direct Defense and Cost Containment Expense Incurred	10 Direct Defense and Cost Containment Expense Unpaid	11 Commissions and Brokerage Expenses	12 Taxes, Licenses and Fees
	1 Direct Premiums Written	2 Direct Premiums Earned										
1. Fire.....												
2.1 Allied lines.....												
2.2 Multiple peril crop.....												
2.3 Federal flood.....												
2.4 Private crop.....												
2.5 Private flood.....												
3. Farmowners multiple peril.....												
4. Homeowners multiple peril.....	3,951,465	3,671,461	2,345	2,106,149	1,415,069	1,736,423	483,896	7,438	17,583	14,923	146,709	77,690
5.1 Commercial multiple peril (non-liability portion).....												
5.2 Commercial multiple peril (liability portion).....												
6. Mortgage guaranty.....												
8. Ocean marine.....												
9. Inland marine.....	49,282	45,296		25,065	14,617	20,791	7,815		136	186	1,751	967
10. Financial guaranty.....												
11. Medical professional liability.....												
12. Earthquake.....	40,900	38,451		21,558		499	2,203		21	72	1,518	807
13. Group accident and health (b).....												
14. Credit A&H (group and individual).....												
15.1 Collectively renewable A&H (b).....												
15.2 Non-cancelable A&H (b).....												
15.3 Guaranteed renewable A&H (b).....												
15.4 Non-renewable for stated reasons only (b).....												
15.5 Other accident only.....												
15.6 Medicare Title XVIII exempt from state taxes or fees.....												
15.7 All other A&H (b).....												
15.8 Federal employees health benefits plan premium.....												
16. Workers' compensation.....												
17.1 Other liability-occurrence.....												
17.2 Other liability-claims-made.....												
17.3 Excess workers' compensation.....												
18. Products liability.....												
19.1 Private passenger auto no-fault (personal injury protection).....												
19.2 Other private passenger auto liability.....	5,017,427	4,774,119	1,079	2,485,292	2,721,680	2,891,076	3,216,227	60,442	77,354	282,852	173,198	98,639
19.3 Commercial auto no-fault (personal injury protection).....												
19.4 Other commercial auto liability.....												
21.1 Private passenger auto physical damage.....	5,266,449	4,908,867	1,080	2,590,502	2,426,397	2,517,311	167,137	26,348	22,756	(2,916)	181,283	103,555
21.2 Commercial auto physical damage.....												
22. Aircraft (all perils).....												
23. Fidelity.....												
24. Surety.....												
26. Burglary and theft.....												
27. Boiler and machinery.....												
28. Credit.....												
29. International.....												
30. Warranty.....												
34. Aggregate write-ins for other lines of business.....	0	0	0	0	0	0	0	0	0	0	0	0
35. TOTALS (a).....	14,325,523	13,438,193	4,504	7,228,565	6,577,762	7,166,100	3,877,278	94,228	117,851	295,117	504,460	281,657

**DETAILS OF WRITE-INS**

3401. 0.....												
3402. 0.....												
3403. 0.....												
3498. Summary of remaining write-ins for Line 34 from overflow page.....	0	0	0	0	0	0	0	0	0	0	0	0
3499. TOTALS (Lines 3401 through 3403 plus 3498) (Line 34 above).....	0	0	0	0	0	0	0	0	0	0	0	0

(a) Finance and service charges not included in Lines 1 to 35 \$.....0.

(b) For health business on indicated lines report: Number of persons insured under PPO managed care products.....0 and number of persons insured under indemnity only products.....0.

**EXHIBIT OF PREMIUMS AND LOSSES (Statutory Page 14)**



NAIC Group Code....241 NAIC Company Code....34339

BUSINESS IN THE STATE OF MISSISSIPPI DURING THE YEAR

19.MS

Line of Business	Gross Premiums, Including Policy and Membership Fees, Less Return Premiums and Premiums on Policies not Taken		Dividends Paid or Credited to Policyholders on Direct Business	Direct Unearned Premium Reserves	Direct Losses Paid (deducting salvage)	Direct Losses Incurred	Direct Losses Unpaid	Direct Defense and Cost Containment Expense Paid	Direct Defense and Cost Containment Expense Incurred	Direct Defense and Cost Containment Expense Unpaid	Commissions and Brokerage Expenses	Taxes, Licenses and Fees
	1 Direct Premiums Written	2 Direct Premiums Earned										
1. Fire.....												
2.1 Allied lines.....												
2.2 Multiple peril crop.....												
2.3 Federal flood.....												
2.4 Private crop.....												
2.5 Private flood.....												
3. Farmowners multiple peril.....												
4. Homeowners multiple peril.....												
5.1 Commercial multiple peril (non-liability portion).....												
5.2 Commercial multiple peril (liability portion).....												
6. Mortgage guaranty.....												
8. Ocean marine.....												
9. Inland marine.....												
10. Financial guaranty.....												
11. Medical professional liability.....												
12. Earthquake.....												
13. Group accident and health (b).....												
14. Credit A&H (group and individual).....												
15.1 Collectively renewable A&H (b).....												
15.2 Non-cancelable A&H (b).....												
15.3 Guaranteed renewable A&H (b).....												
15.4 Non-renewable for stated reasons only (b).....												
15.5 Other accident only.....												
15.6 Medicare Title XVIII exempt from state taxes or fees.....												
15.7 All other A&H (b).....												
15.8 Federal employees health benefits plan premium.....												
16. Workers' compensation.....												
17.1 Other liability-occurrence.....												
17.2 Other liability-claims-made.....												
17.3 Excess workers' compensation.....												
18. Products liability.....												
19.1 Private passenger auto no-fault (personal injury protection).....												
19.2 Other private passenger auto liability.....												
19.3 Commercial auto no-fault (personal injury protection).....												
19.4 Other commercial auto liability.....												
21.1 Private passenger auto physical damage.....												
21.2 Commercial auto physical damage.....												
22. Aircraft (all perils).....												
23. Fidelity.....												
24. Surety.....												
26. Burglary and theft.....												
27. Boiler and machinery.....												
28. Credit.....												
29. International.....												
30. Warranty.....												
34. Aggregate write-ins for other lines of business.....	0	0	0	0	0	0	0	0	0	0	0	1,280
35. TOTALS (a).....	0	0	0	0	0	0	0	0	0	0	0	1,280

**DETAILS OF WRITE-INS**

3401. 0.....												1,280
3402. 0.....												
3403. 0.....												
3498. Summary of remaining write-ins for Line 34 from overflow page.....	0	0	0	0	0	0	0	0	0	0	0	0
3499. TOTALS (Lines 3401 through 3403 plus 3498) (Line 34 above).....	0	0	0	0	0	0	0	0	0	0	0	1,280

(a) Finance and service charges not included in Lines 1 to 35 \$.....0.

(b) For health business on indicated lines report: Number of persons insured under PPO managed care products.....0 and number of persons insured under indemnity only products.....0.

**EXHIBIT OF PREMIUMS AND LOSSES (Statutory Page 14)**



NAIC Group Code....241 NAIC Company Code....34339

BUSINESS IN THE STATE OF MONTANA DURING THE YEAR

19.MT

Line of Business	Gross Premiums, Including Policy and Membership Fees, Less Return Premiums and Premiums on Policies not Taken		Dividends Paid or Credited to Policyholders on Direct Business	Direct Unearned Premium Reserves	Direct Losses Paid (deducting salvage)	Direct Losses Incurred	Direct Losses Unpaid	Direct Defense and Cost Containment Expense Paid	Direct Defense and Cost Containment Expense Incurred	Direct Defense and Cost Containment Expense Unpaid	Commissions and Brokerage Expenses	Taxes, Licenses and Fees
	1 Direct Premiums Written	2 Direct Premiums Earned										
1. Fire.....												
2.1 Allied lines.....												
2.2 Multiple peril crop.....												
2.3 Federal flood.....												
2.4 Private crop.....												
2.5 Private flood.....												
3. Farmowners multiple peril.....												
4. Homeowners multiple peril.....	487,195	452,768	257	265,297	936,554	1,278,834	381,159		10,810	11,927	17,495	17,563
5.1 Commercial multiple peril (non-liability portion).....												
5.2 Commercial multiple peril (liability portion).....												
6. Mortgage guaranty.....												
8. Ocean marine.....												
9. Inland marine.....	9,275	8,607		4,299		31,090	31,723		656	675	327	336
10. Financial guaranty.....												
11. Medical professional liability.....												
12. Earthquake.....	5,480	4,675		2,571		2,013	2,416		67	80	219	196
13. Group accident and health (b).....												
14. Credit A&H (group and individual).....												
15.1 Collectively renewable A&H (b).....												
15.2 Non-cancelable A&H (b).....												
15.3 Guaranteed renewable A&H (b).....												
15.4 Non-renewable for stated reasons only (b).....												
15.5 Other accident only.....												
15.6 Medicare Title XVIII exempt from state taxes or fees.....												
15.7 All other A&H (b).....												
15.8 Federal employees health benefits plan premium.....												
16. Workers' compensation.....												
17.1 Other liability-occurrence.....												
17.2 Other liability-claims-made.....												
17.3 Excess workers' compensation.....												
18. Products liability.....												
19.1 Private passenger auto no-fault (personal injury protection).....												
19.2 Other private passenger auto liability.....	655,850	641,769	188	290,847	339,362	671,016	703,492		35,017	66,928	22,754	18,490
19.3 Commercial auto no-fault (personal injury protection).....												
19.4 Other commercial auto liability.....												
21.1 Private passenger auto physical damage.....	920,695	861,708	241	406,030	769,989	819,745	73,819	410	1,817	1,326	32,292	25,940
21.2 Commercial auto physical damage.....												
22. Aircraft (all perils).....												
23. Fidelity.....												
24. Surety.....												
26. Burglary and theft.....												
27. Boiler and machinery.....												
28. Credit.....												
29. International.....												
30. Warranty.....												
34. Aggregate write-ins for other lines of business.....	0	0	0	0	0	0	0	0	0	0	0	0
35. TOTALS (a).....	2,078,495	1,969,527	686	969,045	2,045,905	2,802,698	1,192,608	410	48,367	80,936	73,088	62,526

**DETAILS OF WRITE-INS**

3401. 0.....												
3402. 0.....												
3403. 0.....												
3498. Summary of remaining write-ins for Line 34 from overflow page.....	0	0	0	0	0	0	0	0	0	0	0	0
3499. TOTALS (Lines 3401 through 3403 plus 3498) (Line 34 above).....	0	0	0	0	0	0	0	0	0	0	0	0

(a) Finance and service charges not included in Lines 1 to 35 \$.....2,828.

(b) For health business on indicated lines report: Number of persons insured under PPO managed care products.....0 and number of persons insured under indemnity only products.....0.

**EXHIBIT OF PREMIUMS AND LOSSES (Statutory Page 14)**



NAIC Group Code....241 NAIC Company Code....34339

BUSINESS IN THE STATE OF NORTH CAROLINA DURING THE YEAR

19.NC

Line of Business	Gross Premiums, including Policy and Membership Fees, Less Return Premiums and Premiums on Policies not Taken		3 Dividends Paid or Credited to Policyholders on Direct Business	4 Direct Unearned Premium Reserves	5 Direct Losses Paid (deducting salvage)	6 Direct Losses Incurred	7 Direct Losses Unpaid	8 Direct Defense and Cost Containment Expense Paid	9 Direct Defense and Cost Containment Expense Incurred	10 Direct Defense and Cost Containment Expense Unpaid	11 Commissions and Brokerage Expenses	12 Taxes, Licenses and Fees
	1 Direct Premiums Written	2 Direct Premiums Earned										
1. Fire.....												
2.1 Allied lines.....												
2.2 Multiple peril crop.....												
2.3 Federal flood.....												
2.4 Private crop.....												
2.5 Private flood.....												
3. Farmowners multiple peril.....												
4. Homeowners multiple peril.....												
5.1 Commercial multiple peril (non-liability portion).....												
5.2 Commercial multiple peril (liability portion).....												
6. Mortgage guaranty.....												
8. Ocean marine.....												
9. Inland marine.....												
10. Financial guaranty.....												
11. Medical professional liability.....												
12. Earthquake.....												
13. Group accident and health (b).....												
14. Credit A&H (group and individual).....												
15.1 Collectively renewable A&H (b).....												
15.2 Non-cancelable A&H (b).....												
15.3 Guaranteed renewable A&H (b).....												
15.4 Non-renewable for stated reasons only (b).....												
15.5 Other accident only.....												
15.6 Medicare Title XVIII exempt from state taxes or fees.....												
15.7 All other A&H (b).....												
15.8 Federal employees health benefits plan premium.....												
16. Workers' compensation.....												
17.1 Other liability-occurrence.....												
17.2 Other liability-claims-made.....												
17.3 Excess workers' compensation.....												
18. Products liability.....												
19.1 Private passenger auto no-fault (personal injury protection).....												
19.2 Other private passenger auto liability.....												
19.3 Commercial auto no-fault (personal injury protection).....												
19.4 Other commercial auto liability.....												
21.1 Private passenger auto physical damage.....												
21.2 Commercial auto physical damage.....												
22. Aircraft (all perils).....												
23. Fidelity.....												
24. Surety.....												
26. Burglary and theft.....												
27. Boiler and machinery.....												
28. Credit.....												
29. International.....												
30. Warranty.....												
34. Aggregate write-ins for other lines of business.....	0	0	0	0	0	0	0	0	0	0	0	0
35. TOTALS (a).....	0	0	0	0	0	0	0	0	0	0	0	0

**NONE**

**DETAILS OF WRITE-INS**

3401. 0.....												
3402. 0.....												
3403. 0.....												
3498. Summary of remaining write-ins for Line 34 from overflow page.....	0	0	0	0	0	0	0	0	0	0	0	0
3499. TOTALS (Lines 3401 through 3403 plus 3498) (Line 34 above).....	0	0	0	0	0	0	0	0	0	0	0	0

(a) Finance and service charges not included in Lines 1 to 35 \$.....0.  
 (b) For health business on indicated lines report: Number of persons insured under PPO managed care products.....0 and number of persons insured under indemnity only products.....0.

**EXHIBIT OF PREMIUMS AND LOSSES (Statutory Page 14)**



NAIC Group Code....241 NAIC Company Code....34339

BUSINESS IN THE STATE OF NORTH DAKOTA DURING THE YEAR

19.ND

Line of Business	Gross Premiums, Including Policy and Membership Fees, Less Return Premiums and Premiums on Policies not Taken		Dividends Paid or Credited to Policyholders on Direct Business	Direct Unearned Premium Reserves	Direct Losses Paid (deducting salvage)	Direct Losses Incurred	Direct Losses Unpaid	Direct Defense and Cost Containment Expense Paid	Direct Defense and Cost Containment Expense Incurred	Direct Defense and Cost Containment Expense Unpaid	Commissions and Brokerage Expenses	Taxes, Licenses and Fees
	1 Direct Premiums Written	2 Direct Premiums Earned										
1. Fire.....												
2.1 Allied lines.....												
2.2 Multiple peril crop.....												
2.3 Federal flood.....												
2.4 Private crop.....												
2.5 Private flood.....												
3. Farmowners multiple peril.....												
4. Homeowners multiple peril.....												
5.1 Commercial multiple peril (non-liability portion).....												
5.2 Commercial multiple peril (liability portion).....												
6. Mortgage guaranty.....												
8. Ocean marine.....												
9. Inland marine.....												
10. Financial guaranty.....												
11. Medical professional liability.....												
12. Earthquake.....												
13. Group accident and health (b).....												
14. Credit A&H (group and individual).....												
15.1 Collectively renewable A&H (b).....												
15.2 Non-cancelable A&H (b).....												
15.3 Guaranteed renewable A&H (b).....												
15.4 Non-renewable for stated reasons only (b).....												
15.5 Other accident only.....												
15.6 Medicare Title XVIII exempt from state taxes or fees.....												
15.7 All other A&H (b).....												
15.8 Federal employees health benefits plan premium.....												
16. Workers' compensation.....												
17.1 Other liability-occurrence.....												
17.2 Other liability-claims-made.....												
17.3 Excess workers' compensation.....												
18. Products liability.....												
19.1 Private passenger auto no-fault (personal injury protection).....	121,139	119,727	38	53,924	139,896	83,669	44,635	6,377	(9,377)	9,834	6,511	2,456
19.2 Other private passenger auto liability.....	592,903	582,000	186	265,124	361,903	442,987	636,167	3,874	12,928	60,012	31,799	12,016
19.3 Commercial auto no-fault (personal injury protection).....												
19.4 Other commercial auto liability.....												
21.1 Private passenger auto physical damage.....	1,176,394	1,158,521	373	516,431	841,613	885,199	36,411	976	2,040	1,950	63,053	23,891
21.2 Commercial auto physical damage.....												
22. Aircraft (all perils).....												
23. Fidelity.....												
24. Surety.....												
26. Burglary and theft.....												
27. Boiler and machinery.....												
28. Credit.....												
29. International.....												
30. Warranty.....												
34. Aggregate write-ins for other lines of business.....	0	0	0	0	0	0	0	0	0	0	0	0
35. TOTALS (a).....	1,890,436	1,860,248	597	835,479	1,343,413	1,411,855	717,213	4,850	5,591	71,797	101,364	38,362

**DETAILS OF WRITE-INS**

3401. 0.....												
3402. 0.....												
3403. 0.....												
3498. Summary of remaining write-ins for Line 34 from overflow page.....	0	0	0	0	0	0	0	0	0	0	0	0
3499. TOTALS (Lines 3401 through 3403 plus 3498) (Line 34 above).....	0	0	0	0	0	0	0	0	0	0	0	0

(a) Finance and service charges not included in Lines 1 to 35 \$.....1,440.

(b) For health business on indicated lines report: Number of persons insured under PPO managed care products.....0 and number of persons insured under indemnity only products.....0.

**EXHIBIT OF PREMIUMS AND LOSSES (Statutory Page 14)**



NAIC Group Code....241 NAIC Company Code....34339

BUSINESS IN THE STATE OF NEBRASKA DURING THE YEAR

19.NE

Line of Business	Gross Premiums, Including Policy and Membership Fees, Less Return Premiums and Premiums on Policies not Taken		Dividends Paid or Credited to Policyholders on Direct Business	Direct Unearned Premium Reserves	Direct Losses Paid (deducting salvage)	Direct Losses Incurred	Direct Losses Unpaid	Direct Defense and Cost Containment Expense Paid	Direct Defense and Cost Containment Expense Incurred	Direct Defense and Cost Containment Expense Unpaid	Commissions and Brokerage Expenses	Taxes, Licenses and Fees
	Direct Premiums Written	Direct Premiums Earned										
1. Fire.....												
2.1 Allied lines.....												
2.2 Multiple peril crop.....												
2.3 Federal flood.....												
2.4 Private crop.....												
2.5 Private flood.....												
3. Farmowners multiple peril.....												
4. Homeowners multiple peril.....												
5.1 Commercial multiple peril (non-liability portion).....												
5.2 Commercial multiple peril (liability portion).....												
6. Mortgage guaranty.....												
8. Ocean marine.....												
9. Inland marine.....												
10. Financial guaranty.....												
11. Medical professional liability.....												
12. Earthquake.....												
13. Group accident and health (b).....												
14. Credit A&H (group and individual).....												
15.1 Collectively renewable A&H (b).....												
15.2 Non-cancelable A&H (b).....												
15.3 Guaranteed renewable A&H (b).....												
15.4 Non-renewable for stated reasons only (b).....												
15.5 Other accident only.....												
15.6 Medicare Title XVIII exempt from state taxes or fees.....												
15.7 All other A&H (b).....												
15.8 Federal employees health benefits plan premium.....												
16. Workers' compensation.....												
17.1 Other liability-occurrence.....												
17.2 Other liability-claims-made.....												
17.3 Excess workers' compensation.....												
18. Products liability.....												
19.1 Private passenger auto no-fault (personal injury protection).....												
19.2 Other private passenger auto liability.....	1,056,516	1,094,579	349	488,105	644,391	1,088,356	1,427,427	2,672	50,093	136,775	37,619	21,128
19.3 Commercial auto no-fault (personal injury protection).....												
19.4 Other commercial auto liability.....												
21.1 Private passenger auto physical damage.....	1,422,581	1,436,661	451	640,640	697,891	750,374	61,055	1,042	1,251	207	49,377	28,474
21.2 Commercial auto physical damage.....												
22. Aircraft (all perils).....												
23. Fidelity.....												
24. Surety.....												
26. Burglary and theft.....												
27. Boiler and machinery.....												
28. Credit.....												
29. International.....												
30. Warranty.....												
34. Aggregate write-ins for other lines of business.....	0	0	0	0	0	0	0	0	0	0	0	0
35. TOTALS (a).....	2,479,097	2,531,240	801	1,128,745	1,342,282	1,838,730	1,488,481	3,714	51,344	136,982	86,996	49,602

**DETAILS OF WRITE-INS**

3401. 0.....												
3402. 0.....												
3403. 0.....												
3498. Summary of remaining write-ins for Line 34 from overflow page.....	0	0	0	0	0	0	0	0	0	0	0	0
3499. TOTALS (Lines 3401 through 3403 plus 3498) (Line 34 above).....	0	0	0	0	0	0	0	0	0	0	0	0

(a) Finance and service charges not included in Lines 1 to 35 \$.....1,740.

(b) For health business on indicated lines report: Number of persons insured under PPO managed care products.....0 and number of persons insured under indemnity only products.....0.



**EXHIBIT OF PREMIUMS AND LOSSES (Statutory Page 14)**



BUSINESS IN THE STATE OF NEW HAMPSHIRE DURING THE YEAR

NAIC Group Code....241 NAIC Company Code....34339

19.NH

Line of Business	Gross Premiums, Including Policy and Membership Fees, Less Return Premiums and Premiums on Policies not Taken		Dividends Paid or Credited to Policyholders on Direct Business	Direct Unearned Premium Reserves	Direct Losses Paid (deducting salvage)	Direct Losses Incurred	Direct Losses Unpaid	Direct Defense and Cost Containment Expense Paid	Direct Defense and Cost Containment Expense Incurred	Direct Defense and Cost Containment Expense Unpaid	Commissions and Brokerage Expenses	Taxes, Licenses and Fees
	1 Direct Premiums Written	2 Direct Premiums Earned										
1. Fire.....												
2.1 Allied lines.....												
2.2 Multiple peril crop.....												
2.3 Federal flood.....												
2.4 Private crop.....												
2.5 Private flood.....												
3. Farmowners multiple peril.....												
4. Homeowners multiple peril.....	5,532,536	5,396,907	89,260	2,972,549	2,273,531	2,960,170	1,496,371	27,727	35,921	38,110	230,357	122,060
5.1 Commercial multiple peril (non-liability portion).....												
5.2 Commercial multiple peril (liability portion).....												
6. Mortgage guaranty.....												
8. Ocean marine.....												
9. Inland marine.....	151,645	150,388		80,344	51,701	49,648	4,512	(51)		161	6,191	3,344
10. Financial guaranty.....												
11. Medical professional liability.....												
12. Earthquake.....	13,503	13,586		6,688		(243)	495	(6)		16	557	297
13. Group accident and health (b).....												
14. Credit A&H (group and individual).....												
15.1 Collectively renewable A&H (b).....												
15.2 Non-cancelable A&H (b).....												
15.3 Guaranteed renewable A&H (b).....												
15.4 Non-renewable for stated reasons only (b).....												
15.5 Other accident only.....												
15.6 Medicare Title XVIII exempt from state taxes or fees.....												
15.7 All other A&H (b).....												
15.8 Federal employees health benefits plan premium.....												
16. Workers' compensation.....												
17.1 Other liability-occurrence.....												
17.2 Other liability-claims-made.....												
17.3 Excess workers' compensation.....												
18. Products liability.....												
19.1 Private passenger auto no-fault (personal injury protection).....												
19.2 Other private passenger auto liability.....	7,397,054	7,327,763	88,650	2,796,752	3,597,226	4,081,790	4,274,968	111,125	161,916	370,282	324,937	163,207
19.3 Commercial auto no-fault (personal injury protection).....												
19.4 Other commercial auto liability.....												
21.1 Private passenger auto physical damage.....	7,985,023	7,760,859	90,431	3,002,392	4,141,417	4,017,534	(120,388)	14,174	21,927	11,898	349,691	176,150
21.2 Commercial auto physical damage.....												
22. Aircraft (all perils).....												
23. Fidelity.....												
24. Surety.....												
26. Burglary and theft.....												
27. Boiler and machinery.....												
28. Credit.....												
29. International.....												
30. Warranty.....												
34. Aggregate write-ins for other lines of business.....	0	0	0	0	0	0	0	0	0	0	0	0
35. TOTALS (a).....	21,079,761	20,649,503	268,341	8,858,724	10,063,876	11,108,898	5,655,959	153,025	219,707	420,467	911,732	465,058

**DETAILS OF WRITE-INS**

3401. 0.....												
3402. 0.....												
3403. 0.....												
3498. Summary of remaining write-ins for Line 34 from overflow page.....	0	0	0	0	0	0	0	0	0	0	0	0
3499. TOTALS (Lines 3401 through 3403 plus 3498) (Line 34 above).....	0	0	0	0	0	0	0	0	0	0	0	0

(a) Finance and service charges not included in Lines 1 to 35 \$.....29,185.

(b) For health business on indicated lines report: Number of persons insured under PPO managed care products.....0 and number of persons insured under indemnity only products.....0.

**EXHIBIT OF PREMIUMS AND LOSSES (Statutory Page 14)**



NAIC Group Code....241 NAIC Company Code....34339

BUSINESS IN THE STATE OF NEW JERSEY DURING THE YEAR

Line of Business	Gross Premiums, Including Policy and Membership Fees, Less Return Premiums and Premiums on Policies not Taken		3 Dividends Paid or Credited to Policyholders on Direct Business	4 Direct Unearned Premium Reserves	5 Direct Losses Paid (deducting salvage)	6 Direct Losses Incurred	7 Direct Losses Unpaid	8 Direct Defense and Cost Containment Expense Paid	9 Direct Defense and Cost Containment Expense Incurred	10 Direct Defense and Cost Containment Expense Unpaid	11 Commissions and Brokerage Expenses	12 Taxes, Licenses and Fees
	1 Direct Premiums Written	2 Direct Premiums Earned										
1. Fire.....												
2.1 Allied lines.....												
2.2 Multiple peril crop.....												
2.3 Federal flood.....												
2.4 Private crop.....												
2.5 Private flood.....												
3. Farmowners multiple peril.....												
4. Homeowners multiple peril.....	23,382,022	22,861,577	17,181	12,334,071	9,076,486	8,452,087	3,918,681	108,284	119,277	163,548	874,517	625,039
5.1 Commercial multiple peril (non-liability portion).....												
5.2 Commercial multiple peril (liability portion).....												
6. Mortgage guaranty.....												
8. Ocean marine.....												
9. Inland marine.....	711,038	719,906		369,176	96,754	94,119	64,595		(338)	1,728	26,078	19,014
10. Financial guaranty.....												
11. Medical professional liability.....												
12. Earthquake.....	18,254	18,334		9,881		(839)	896		(23)	29	691	488
13. Group accident and health (b).....												
14. Credit A&H (group and individual).....												
15.1 Collectively renewable A&H (b).....												
15.2 Non-cancelable A&H (b).....												
15.3 Guaranteed renewable A&H (b).....												
15.4 Non-renewable for stated reasons only (b).....												
15.5 Other accident only.....												
15.6 Medicare Title XVIII exempt from state taxes or fees.....												
15.7 All other A&H (b).....												
15.8 Federal employees health benefits plan premium.....												
16. Workers' compensation.....												
17.1 Other liability-occurrence.....	3,227,083	3,082,318	958	1,623,054	3,198,487	2,220,055	3,873,374	5,674	4,381	36,386	477,470	86,266
17.2 Other liability-claims-made.....												
17.3 Excess workers' compensation.....												
18. Products liability.....												
19.1 Private passenger auto no-fault (personal injury protection).....	1,782,719	1,836,448	703	423,583	1,766,860	137,578	1,324,221	336,795	65,995	291,754	77,822	47,657
19.2 Other private passenger auto liability.....	3,540,479	3,646,414	1,394	838,005	2,632,363	2,232,288	3,727,841	156,845	129,654	354,685	155,404	94,642
19.3 Commercial auto no-fault (personal injury protection).....												
19.4 Other commercial auto liability.....												
21.1 Private passenger auto physical damage.....	2,740,519	2,782,461	1,032	658,289	1,311,964	1,386,598	8,347	5,966	3,648	3,514	119,014	73,259
21.2 Commercial auto physical damage.....												
22. Aircraft (all perils).....												
23. Fidelity.....												
24. Surety.....												
26. Burglary and theft.....												
27. Boiler and machinery.....												
28. Credit.....												
29. International.....												
30. Warranty.....												
34. Aggregate write-ins for other lines of business.....	0	0	0	0	0	0	0	0	0	0	0	0
35. TOTALS (a).....	35,402,114	34,947,458	21,269	16,256,060	18,082,913	14,521,886	12,917,956	613,564	322,594	851,645	1,730,996	946,365

**DETAILS OF WRITE-INS**

3401. 0.....												
3402. 0.....												
3403. 0.....												
3498. Summary of remaining write-ins for Line 34 from overflow page.....	0	0	0	0	0	0	0	0	0	0	0	0
3499. TOTALS (Lines 3401 through 3403 plus 3498) (Line 34 above).....	0	0	0	0	0	0	0	0	0	0	0	0

(a) Finance and service charges not included in Lines 1 to 35 \$.....35,430.

(b) For health business on indicated lines report: Number of persons insured under PPO managed care products.....0 and number of persons insured under indemnity only products.....0.

19.NJ

**EXHIBIT OF PREMIUMS AND LOSSES (Statutory Page 14)**



NAIC Group Code....241 NAIC Company Code....34339

BUSINESS IN THE STATE OF NEW MEXICO DURING THE YEAR

19.NM

Line of Business	Gross Premiums, Including Policy and Membership Fees, Less Return Premiums and Premiums on Policies not Taken		3 Dividends Paid or Credited to Policyholders on Direct Business	4 Direct Unearned Premium Reserves	5 Direct Losses Paid (deducting salvage)	6 Direct Losses Incurred	7 Direct Losses Unpaid	8 Direct Defense and Cost Containment Expense Paid	9 Direct Defense and Cost Containment Expense Incurred	10 Direct Defense and Cost Containment Expense Unpaid	11 Commissions and Brokerage Expenses	12 Taxes, Licenses and Fees
	1 Direct Premiums Written	2 Direct Premiums Earned										
1. Fire.....												
2.1 Allied lines.....												
2.2 Multiple peril crop.....												
2.3 Federal flood.....												
2.4 Private crop.....												
2.5 Private flood.....												
3. Farmowners multiple peril.....												
4. Homeowners multiple peril.....												
5.1 Commercial multiple peril (non-liability portion).....												
5.2 Commercial multiple peril (liability portion).....												
6. Mortgage guaranty.....												
8. Ocean marine.....												
9. Inland marine.....												
10. Financial guaranty.....												
11. Medical professional liability.....												
12. Earthquake.....												
13. Group accident and health (b).....												
14. Credit A&H (group and individual).....												
15.1 Collectively renewable A&H (b).....												
15.2 Non-cancelable A&H (b).....												
15.3 Guaranteed renewable A&H (b).....												
15.4 Non-renewable for stated reasons only (b).....												
15.5 Other accident only.....												
15.6 Medicare Title XVIII exempt from state taxes or fees.....												
15.7 All other A&H (b).....												
15.8 Federal employees health benefits plan premium.....												
16. Workers' compensation.....												
17.1 Other liability-occurrence.....												
17.2 Other liability-claims-made.....												
17.3 Excess workers' compensation.....												
18. Products liability.....												
19.1 Private passenger auto no-fault (personal injury protection).....												
19.2 Other private passenger auto liability.....												
19.3 Commercial auto no-fault (personal injury protection).....												
19.4 Other commercial auto liability.....												
21.1 Private passenger auto physical damage.....												
21.2 Commercial auto physical damage.....												
22. Aircraft (all perils).....												
23. Fidelity.....												
24. Surety.....												
26. Burglary and theft.....												
27. Boiler and machinery.....												
28. Credit.....												
29. International.....												
30. Warranty.....												
34. Aggregate write-ins for other lines of business.....	0	0	0	0	0	0	0	0	0	0	0	0
35. TOTALS (a).....	0	0	0	0	0	0	0	0	0	0	0	0

**NONE**

**DETAILS OF WRITE-INS**

3401. 0.....												
3402. 0.....												
3403. 0.....												
3498. Summary of remaining write-ins for Line 34 from overflow page.....	0	0	0	0	0	0	0	0	0	0	0	0
3499. TOTALS (Lines 3401 through 3403 plus 3498) (Line 34 above).....	0	0	0	0	0	0	0	0	0	0	0	0

(a) Finance and service charges not included in Lines 1 to 35 \$.....0.

(b) For health business on indicated lines report: Number of persons insured under PPO managed care products.....0 and number of persons insured under indemnity only products.....0.

**EXHIBIT OF PREMIUMS AND LOSSES (Statutory Page 14)**



NAIC Group Code....241 NAIC Company Code....34339

BUSINESS IN THE STATE OF NEVADA DURING THE YEAR

19.NV

Line of Business	Gross Premiums, Including Policy and Membership Fees, Less Return Premiums and Premiums on Policies not Taken		3 Dividends Paid or Credited to Policyholders on Direct Business	4 Direct Unearned Premium Reserves	5 Direct Losses Paid (deducting salvage)	6 Direct Losses Incurred	7 Direct Losses Unpaid	8 Direct Defense and Cost Containment Expense Paid	9 Direct Defense and Cost Containment Expense Incurred	10 Direct Defense and Cost Containment Expense Unpaid	11 Commissions and Brokerage Expenses	12 Taxes, Licenses and Fees
	1 Direct Premiums Written	2 Direct Premiums Earned										
1. Fire.....												
2.1 Allied lines.....												
2.2 Multiple peril crop.....												
2.3 Federal flood.....												
2.4 Private crop.....												
2.5 Private flood.....												
3. Farmowners multiple peril.....												
4. Homeowners multiple peril.....												
5.1 Commercial multiple peril (non-liability portion).....												
5.2 Commercial multiple peril (liability portion).....												
6. Mortgage guaranty.....												
8. Ocean marine.....												
9. Inland marine.....												
10. Financial guaranty.....												
11. Medical professional liability.....												
12. Earthquake.....												
13. Group accident and health (b).....												
14. Credit A&H (group and individual).....												
15.1 Collectively renewable A&H (b).....												
15.2 Non-cancelable A&H (b).....												
15.3 Guaranteed renewable A&H (b).....												
15.4 Non-renewable for stated reasons only (b).....												
15.5 Other accident only.....												
15.6 Medicare Title XVIII exempt from state taxes or fees.....												
15.7 All other A&H (b).....												
15.8 Federal employees health benefits plan premium.....												
16. Workers' compensation.....												
17.1 Other liability-occurrence.....												
17.2 Other liability-claims-made.....												
17.3 Excess workers' compensation.....												
18. Products liability.....												
19.1 Private passenger auto no-fault (personal injury protection).....												
19.2 Other private passenger auto liability.....	14,452,278	13,756,112	3,065	6,451,560	9,338,224	12,363,003	11,167,412	187,812	500,796	1,052,313	624,433	517,753
19.3 Commercial auto no-fault (personal injury protection).....												
19.4 Other commercial auto liability.....												
21.1 Private passenger auto physical damage.....	6,280,370	5,951,387	1,318	2,764,558	3,593,338	3,712,327	129,407	31,263	26,738	(1,826)	270,975	224,919
21.2 Commercial auto physical damage.....												
22. Aircraft (all perils).....												
23. Fidelity.....												
24. Surety.....												
26. Burglary and theft.....												
27. Boiler and machinery.....												
28. Credit.....												
29. International.....												
30. Warranty.....												
34. Aggregate write-ins for other lines of business.....	0	0	0	0	0	0	0	0	0	0	0	0
35. TOTALS (a).....	20,732,648	19,707,499	4,383	9,216,118	12,931,562	16,075,330	11,296,819	219,074	527,534	1,050,488	895,408	742,671

**DETAILS OF WRITE-INS**

3401. 0.....												
3402. 0.....												
3403. 0.....												
3498. Summary of remaining write-ins for Line 34 from overflow page.....	0	0	0	0	0	0	0	0	0	0	0	0
3499. TOTALS (Lines 3401 through 3403 plus 3498) (Line 34 above).....	0	0	0	0	0	0	0	0	0	0	0	0

(a) Finance and service charges not included in Lines 1 to 35 \$....8,545.

(b) For health business on indicated lines report: Number of persons insured under PPO managed care products.....0 and number of persons insured under indemnity only products.....0.

**EXHIBIT OF PREMIUMS AND LOSSES (Statutory Page 14)**



NAIC Group Code....241 NAIC Company Code....34339

BUSINESS IN THE STATE OF NEW YORK DURING THE YEAR

19.NY

Line of Business	Gross Premiums, Including Policy and Membership Fees, Less Return Premiums and Premiums on Policies not Taken		Dividends Paid or Credited to Policyholders on Direct Business	Direct Unearned Premium Reserves	Direct Losses Paid (deducting salvage)	Direct Losses Incurred	Direct Losses Unpaid	Direct Defense and Cost Containment Expense Paid	Direct Defense and Cost Containment Expense Incurred	Direct Defense and Cost Containment Expense Unpaid	Commissions and Brokerage Expenses	Taxes, Licenses and Fees
	1 Direct Premiums Written	2 Direct Premiums Earned										
1. Fire.....												
2.1 Allied lines.....												
2.2 Multiple peril crop.....												
2.3 Federal flood.....												
2.4 Private crop.....												
2.5 Private flood.....												
3. Farmowners multiple peril.....												
4. Homeowners multiple peril.....												
5.1 Commercial multiple peril (non-liability portion).....												
5.2 Commercial multiple peril (liability portion).....												
6. Mortgage guaranty.....												
8. Ocean marine.....												
9. Inland marine.....												
10. Financial guaranty.....												
11. Medical professional liability.....												
12. Earthquake.....												
13. Group accident and health (b).....												
14. Credit A&H (group and individual).....												
15.1 Collectively renewable A&H (b).....												
15.2 Non-cancelable A&H (b).....												
15.3 Guaranteed renewable A&H (b).....												
15.4 Non-renewable for stated reasons only (b).....												
15.5 Other accident only.....												
15.6 Medicare Title XVIII exempt from state taxes or fees.....												
15.7 All other A&H (b).....												
15.8 Federal employees health benefits plan premium.....												
16. Workers' compensation.....												
17.1 Other liability-occurrence.....												
17.2 Other liability-claims-made.....												
17.3 Excess workers' compensation.....												
18. Products liability.....												
19.1 Private passenger auto no-fault (personal injury protection).....	14,625,907	14,629,160		6,592,079	8,907,923	8,680,951	6,540,776	541,268	693,288	1,441,073	441,615	327,845
19.2 Other private passenger auto liability.....	43,702,842	43,761,626		19,628,566	27,268,158	28,116,219	35,739,227	724,496	858,352	3,246,625	1,318,608	979,393
19.3 Commercial auto no-fault (personal injury protection).....												
19.4 Other commercial auto liability.....												
21.1 Private passenger auto physical damage.....	44,084,081	43,213,093		19,614,643	22,519,737	22,879,610	111,130	93,308	88,678	36,075	1,324,655	987,445
21.2 Commercial auto physical damage.....												
22. Aircraft (all perils).....												
23. Fidelity.....												
24. Surety.....												
26. Burglary and theft.....												
27. Boiler and machinery.....												
28. Credit.....												
29. International.....												
30. Warranty.....												
34. Aggregate write-ins for other lines of business.....	0	0	0	0	0	0	0	0	0	0	0	0
35. TOTALS (a).....	102,412,830	101,603,880	0	45,835,288	58,695,818	59,676,780	42,391,133	1,359,072	1,640,318	4,723,772	3,084,878	2,294,682

**DETAILS OF WRITE-INS**

3401. 0.....												
3402. 0.....												
3403. 0.....												
3498. Summary of remaining write-ins for Line 34 from overflow page.....	0	0	0	0	0	0	0	0	0	0	0	0
3499. TOTALS (Lines 3401 through 3403 plus 3498) (Line 34 above).....	0	0	0	0	0	0	0	0	0	0	0	0

(a) Finance and service charges not included in Lines 1 to 35 \$.....239,633.

(b) For health business on indicated lines report: Number of persons insured under PPO managed care products.....0 and number of persons insured under indemnity only products.....0.

**EXHIBIT OF PREMIUMS AND LOSSES (Statutory Page 14)**



NAIC Group Code....241 NAIC Company Code....34339

BUSINESS IN THE STATE OF OHIO DURING THE YEAR

19.OH

Line of Business	Gross Premiums, Including Policy and Membership Fees, Less Return Premiums and Premiums on Policies not Taken		3 Dividends Paid or Credited to Policyholders on Direct Business	4 Direct Unearned Premium Reserves	5 Direct Losses Paid (deducting salvage)	6 Direct Losses Incurred	7 Direct Losses Unpaid	8 Direct Defense and Cost Containment Expense Paid	9 Direct Defense and Cost Containment Expense Incurred	10 Direct Defense and Cost Containment Expense Unpaid	11 Commissions and Brokerage Expenses	12 Taxes, Licenses and Fees
	1 Direct Premiums Written	2 Direct Premiums Earned										
1. Fire.....												
2.1 Allied lines.....												
2.2 Multiple peril crop.....												
2.3 Federal flood.....												
2.4 Private crop.....												
2.5 Private flood.....												
3. Farmowners multiple peril.....												
4. Homeowners multiple peril.....	10,315,322	10,211,807	3,139	5,469,197	4,947,239	5,991,763	1,961,542	21,358	48,055	55,993	392,798	227,681
5.1 Commercial multiple peril (non-liability portion).....												
5.2 Commercial multiple peril (liability portion).....												
6. Mortgage guaranty.....												
8. Ocean marine.....												
9. Inland marine.....	259,825	257,619		134,160	45,272	54,826	28,318	3,167	3,489	797	9,710	5,733
10. Financial guaranty.....												
11. Medical professional liability.....												
12. Earthquake.....	16,635	16,539		8,910		354	1,172		14	38	641	366
13. Group accident and health (b).....												
14. Credit A&H (group and individual).....												
15.1 Collectively renewable A&H (b).....												
15.2 Non-cancelable A&H (b).....												
15.3 Guaranteed renewable A&H (b).....												
15.4 Non-renewable for stated reasons only (b).....												
15.5 Other accident only.....												
15.6 Medicare Title XVIII exempt from state taxes or fees.....												
15.7 All other A&H (b).....												
15.8 Federal employees health benefits plan premium.....												
16. Workers' compensation.....												
17.1 Other liability-occurrence.....												
17.2 Other liability-claims-made.....												
17.3 Excess workers' compensation.....												
18. Products liability.....												
19.1 Private passenger auto no-fault (personal injury protection).....												
19.2 Other private passenger auto liability.....	16,258,092	16,358,320	3,098	7,592,080	8,604,211	10,515,681	10,367,456	244,143	444,320	924,378	591,666	319,415
19.3 Commercial auto no-fault (personal injury protection).....												
19.4 Other commercial auto liability.....												
21.1 Private passenger auto physical damage.....	15,869,590	15,390,014	2,840	7,377,242	9,174,471	9,413,509	467,144	33,149	29,236	(899)	577,159	311,529
21.2 Commercial auto physical damage.....												
22. Aircraft (all perils).....												
23. Fidelity.....												
24. Surety.....												
26. Burglary and theft.....												
27. Boiler and machinery.....												
28. Credit.....												
29. International.....												
30. Warranty.....												
34. Aggregate write-ins for other lines of business.....	0	0	0	0	0	0	0	0	0	0	0	0
35. TOTALS (a).....	42,719,464	42,234,299	9,077	20,581,589	22,771,193	25,976,132	12,825,633	301,816	525,114	980,309	1,571,974	864,724

**DETAILS OF WRITE-INS**

3401. 0.....												
3402. 0.....												
3403. 0.....												
3498. Summary of remaining write-ins for Line 34 from overflow page.....	0	0	0	0	0	0	0	0	0	0	0	0
3499. TOTALS (Lines 3401 through 3403 plus 3498) (Line 34 above).....	0	0	0	0	0	0	0	0	0	0	0	0

(a) Finance and service charges not included in Lines 1 to 35 \$....49,763.

(b) For health business on indicated lines report: Number of persons insured under PPO managed care products.....0 and number of persons insured under indemnity only products.....0.

**EXHIBIT OF PREMIUMS AND LOSSES (Statutory Page 14)**



NAIC Group Code....241 NAIC Company Code....34339

BUSINESS IN THE STATE OF OKLAHOMA DURING THE YEAR

19.OK

Line of Business	Gross Premiums, Including Policy and Membership Fees, Less Return Premiums and Premiums on Policies not Taken		Dividends Paid or Credited to Policyholders on Direct Business	Direct Unearned Premium Reserves	Direct Losses Paid (deducting salvage)	Direct Losses Incurred	Direct Losses Unpaid	Direct Defense and Cost Containment Expense Paid	Direct Defense and Cost Containment Expense Incurred	Direct Defense and Cost Containment Expense Unpaid	Commissions and Brokerage Expenses	Taxes, Licenses and Fees
	1 Direct Premiums Written	2 Direct Premiums Earned										
1. Fire.....												
2.1 Allied lines.....												
2.2 Multiple peril crop.....												
2.3 Federal flood.....												
2.4 Private crop.....												
2.5 Private flood.....												
3. Farmowners multiple peril.....												
4. Homeowners multiple peril.....												
5.1 Commercial multiple peril (non-liability portion).....												
5.2 Commercial multiple peril (liability portion).....												
6. Mortgage guaranty.....												
8. Ocean marine.....												
9. Inland marine.....												
10. Financial guaranty.....												
11. Medical professional liability.....												
12. Earthquake.....												
13. Group accident and health (b).....												
14. Credit A&H (group and individual).....												
15.1 Collectively renewable A&H (b).....												
15.2 Non-cancelable A&H (b).....												
15.3 Guaranteed renewable A&H (b).....												
15.4 Non-renewable for stated reasons only (b).....												
15.5 Other accident only.....												
15.6 Medicare Title XVIII exempt from state taxes or fees.....												
15.7 All other A&H (b).....												
15.8 Federal employees health benefits plan premium.....												
16. Workers' compensation.....												
17.1 Other liability-occurrence.....												
17.2 Other liability-claims-made.....												
17.3 Excess workers' compensation.....												
18. Products liability.....												
19.1 Private passenger auto no-fault (personal injury protection).....												
19.2 Other private passenger auto liability.....	3,268,540	3,521,994	676	1,482,660	2,305,375	2,325,274	1,794,126	26,903	27,899	151,252	130,928	74,819
19.3 Commercial auto no-fault (personal injury protection).....												
19.4 Other commercial auto liability.....												
21.1 Private passenger auto physical damage.....	2,988,332	3,095,838	579	1,334,438	1,666,653	1,747,018	90,359	3,514	2,672	257	120,283	68,394
21.2 Commercial auto physical damage.....												
22. Aircraft (all perils).....												
23. Fidelity.....												
24. Surety.....												
26. Burglary and theft.....												
27. Boiler and machinery.....												
28. Credit.....												
29. International.....												
30. Warranty.....												
34. Aggregate write-ins for other lines of business.....	0	0	0	0	0	0	0	0	0	0	0	0
35. TOTALS (a).....	6,256,872	6,617,832	1,255	2,817,098	3,972,028	4,072,292	1,884,485	30,417	30,571	151,510	251,211	143,213

**DETAILS OF WRITE-INS**

3401. 0.....												
3402. 0.....												
3403. 0.....												
3498. Summary of remaining write-ins for Line 34 from overflow page.....	0	0	0	0	0	0	0	0	0	0	0	0
3499. TOTALS (Lines 3401 through 3403 plus 3498) (Line 34 above).....	0	0	0	0	0	0	0	0	0	0	0	0

(a) Finance and service charges not included in Lines 1 to 35 \$....2,120.

(b) For health business on indicated lines report: Number of persons insured under PPO managed care products.....0 and number of persons insured under indemnity only products.....0.

**EXHIBIT OF PREMIUMS AND LOSSES (Statutory Page 14)**



NAIC Group Code....241 NAIC Company Code....34339

BUSINESS IN THE STATE OF OREGON DURING THE YEAR

19.OR

Line of Business	Gross Premiums, Including Policy and Membership Fees, Less Return Premiums and Premiums on Policies not Taken		3 Dividends Paid or Credited to Policyholders on Direct Business	4 Direct Unearned Premium Reserves	5 Direct Losses Paid (deducting salvage)	6 Direct Losses Incurred	7 Direct Losses Unpaid	8 Direct Defense and Cost Containment Expense Paid	9 Direct Defense and Cost Containment Expense Incurred	10 Direct Defense and Cost Containment Expense Unpaid	11 Commissions and Brokerage Expenses	12 Taxes, Licenses and Fees
	1 Direct Premiums Written	2 Direct Premiums Earned										
1. Fire.....												
2.1 Allied lines.....												
2.2 Multiple peril crop.....												
2.3 Federal flood.....												
2.4 Private crop.....												
2.5 Private flood.....												
3. Farmowners multiple peril.....												
4. Homeowners multiple peril.....												
5.1 Commercial multiple peril (non-liability portion).....												
5.2 Commercial multiple peril (liability portion).....												
6. Mortgage guaranty.....												
8. Ocean marine.....												
9. Inland marine.....												
10. Financial guaranty.....												
11. Medical professional liability.....												
12. Earthquake.....												
13. Group accident and health (b).....												
14. Credit A&H (group and individual).....												
15.1 Collectively renewable A&H (b).....												
15.2 Non-cancelable A&H (b).....												
15.3 Guaranteed renewable A&H (b).....												
15.4 Non-renewable for stated reasons only (b).....												
15.5 Other accident only.....												
15.6 Medicare Title XVIII exempt from state taxes or fees.....												
15.7 All other A&H (b).....												
15.8 Federal employees health benefits plan premium.....												
16. Workers' compensation.....												
17.1 Other liability-occurrence.....												
17.2 Other liability-claims-made.....												
17.3 Excess workers' compensation.....												
18. Products liability.....												
19.1 Private passenger auto no-fault (personal injury protection).....												
19.2 Other private passenger auto liability.....												
19.3 Commercial auto no-fault (personal injury protection).....												
19.4 Other commercial auto liability.....												
21.1 Private passenger auto physical damage.....												
21.2 Commercial auto physical damage.....												
22. Aircraft (all perils).....												
23. Fidelity.....												
24. Surety.....												
26. Burglary and theft.....												
27. Boiler and machinery.....												
28. Credit.....												
29. International.....												
30. Warranty.....												
34. Aggregate write-ins for other lines of business.....	0	0	0	0	0	0	0	0	0	0	0	0
35. TOTALS (a).....	0	0	0	0	0	0	0	0	0	0	0	0

**NONE**

**DETAILS OF WRITE-INS**

3401. 0.....												
3402. 0.....												
3403. 0.....												
3498. Summary of remaining write-ins for Line 34 from overflow page.....	0	0	0	0	0	0	0	0	0	0	0	0
3499. TOTALS (Lines 3401 through 3403 plus 3498) (Line 34 above).....	0	0	0	0	0	0	0	0	0	0	0	0

(a) Finance and service charges not included in Lines 1 to 35 \$.....0.

(b) For health business on indicated lines report: Number of persons insured under PPO managed care products.....0 and number of persons insured under indemnity only products.....0.



**EXHIBIT OF PREMIUMS AND LOSSES (Statutory Page 14)**



NAIC Group Code....241 NAIC Company Code....34339

BUSINESS IN THE STATE OF PENNSYLVANIA DURING THE YEAR

19.PA

Line of Business	Gross Premiums, Including Policy and Membership Fees, Less Return Premiums and Premiums on Policies not Taken		Dividends Paid or Credited to Policyholders on Direct Business	Direct Unearned Premium Reserves	Direct Losses Paid (deducting salvage)	Direct Losses Incurred	Direct Losses Unpaid	Direct Defense and Cost Containment Expense Paid	Direct Defense and Cost Containment Expense Incurred	Direct Defense and Cost Containment Expense Unpaid	Commissions and Brokerage Expenses	Taxes, Licenses and Fees
	1 Direct Premiums Written	2 Direct Premiums Earned										
1. Fire.....												
2.1 Allied lines.....												
2.2 Multiple peril crop.....												
2.3 Federal flood.....												
2.4 Private crop.....												
2.5 Private flood.....												
3. Farmowners multiple peril.....												
4. Homeowners multiple peril.....												
5.1 Commercial multiple peril (non-liability portion).....												
5.2 Commercial multiple peril (liability portion).....												
6. Mortgage guaranty.....												
8. Ocean marine.....												
9. Inland marine.....												
10. Financial guaranty.....												
11. Medical professional liability.....												
12. Earthquake.....												
13. Group accident and health (b).....												
14. Credit A&H (group and individual).....												
15.1 Collectively renewable A&H (b).....												
15.2 Non-cancelable A&H (b).....												
15.3 Guaranteed renewable A&H (b).....												
15.4 Non-renewable for stated reasons only (b).....												
15.5 Other accident only.....												
15.6 Medicare Title XVIII exempt from state taxes or fees.....												
15.7 All other A&H (b).....												
15.8 Federal employees health benefits plan premium.....												
16. Workers' compensation.....												
17.1 Other liability-occurrence.....												
17.2 Other liability-claims-made.....												
17.3 Excess workers' compensation.....												
18. Products liability.....												
19.1 Private passenger auto no-fault (personal injury protection).....	3,344,584	3,380,889	910	1,621,426	1,773,990	1,639,151	1,067,129	58,682	64,854	235,111	130,676	72,198
19.2 Other private passenger auto liability.....	13,828,200	13,839,634	3,709	6,591,181	8,684,633	8,806,457	10,191,520	323,911	329,444	904,638	536,882	298,474
19.3 Commercial auto no-fault (personal injury protection).....												
19.4 Other commercial auto liability.....												
21.1 Private passenger auto physical damage.....	16,386,479	15,828,224	4,066	7,798,626	9,316,464	9,362,520	194,671	49,933	49,809	11,154	636,709	353,620
21.2 Commercial auto physical damage.....												
22. Aircraft (all perils).....												
23. Fidelity.....												
24. Surety.....												
26. Burglary and theft.....												
27. Boiler and machinery.....												
28. Credit.....												
29. International.....												
30. Warranty.....												
34. Aggregate write-ins for other lines of business.....	0	0	0	0	0	0	0	0	0	0	0	0
35. TOTALS (a).....	33,559,263	33,048,747	8,685	16,011,233	19,775,088	19,808,128	11,453,320	432,526	444,107	1,150,903	1,304,267	724,293

**DETAILS OF WRITE-INS**

3401. 0.....												
3402. 0.....												
3403. 0.....												
3498. Summary of remaining write-ins for Line 34 from overflow page.....	0	0	0	0	0	0	0	0	0	0	0	0
3499. TOTALS (Lines 3401 through 3403 plus 3498) (Line 34 above).....	0	0	0	0	0	0	0	0	0	0	0	0

(a) Finance and service charges not included in Lines 1 to 35 \$....41,554.

(b) For health business on indicated lines report: Number of persons insured under PPO managed care products.....0 and number of persons insured under indemnity only products.....0.

**EXHIBIT OF PREMIUMS AND LOSSES (Statutory Page 14)**



NAIC Group Code....241 NAIC Company Code....34339

BUSINESS IN THE STATE OF RHODE ISLAND DURING THE YEAR

19.RI

Line of Business	Gross Premiums, Including Policy and Membership Fees, Less Return Premiums and Premiums on Policies not Taken		Dividends Paid or Credited to Policyholders on Direct Business	Direct Unearned Premium Reserves	Direct Losses Paid (deducting salvage)	Direct Losses Incurred	Direct Losses Unpaid	Direct Defense and Cost Containment Expense Paid	Direct Defense and Cost Containment Expense Incurred	Direct Defense and Cost Containment Expense Unpaid	Commissions and Brokerage Expenses	Taxes, Licenses and Fees
	1 Direct Premiums Written	2 Direct Premiums Earned										
1. Fire.....												
2.1 Allied lines.....												
2.2 Multiple peril crop.....												
2.3 Federal flood.....												
2.4 Private crop.....												
2.5 Private flood.....												
3. Farmowners multiple peril.....												
4. Homeowners multiple peril.....	5,332,463	5,282,847	3,593	2,884,105	1,633,592	1,323,283	358,113	8,562	7,125	22,097	195,135	113,332
5.1 Commercial multiple peril (non-liability portion).....												
5.2 Commercial multiple peril (liability portion).....												
6. Mortgage guaranty.....												
8. Ocean marine.....												
9. Inland marine.....	115,512	116,547		62,369	29,539	(1,827)	2,090		(570)	94	4,133	2,462
10. Financial guaranty.....												
11. Medical professional liability.....												
12. Earthquake.....	10,805	11,230		5,761		(206)	385		(5)	13	389	230
13. Group accident and health (b).....												
14. Credit A&H (group and individual).....												
15.1 Collectively renewable A&H (b).....												
15.2 Non-cancelable A&H (b).....												
15.3 Guaranteed renewable A&H (b).....												
15.4 Non-renewable for stated reasons only (b).....												
15.5 Other accident only.....												
15.6 Medicare Title XVIII exempt from state taxes or fees.....												
15.7 All other A&H (b).....												
15.8 Federal employees health benefits plan premium.....												
16. Workers' compensation.....												
17.1 Other liability-occurrence.....												
17.2 Other liability-claims-made.....												
17.3 Excess workers' compensation.....												
18. Products liability.....												
19.1 Private passenger auto no-fault (personal injury protection).....												
19.2 Other private passenger auto liability.....	13,695,062	13,704,952	5,681	5,649,189	8,390,654	7,938,109	9,875,078	74,433	55,388	901,623	587,796	291,139
19.3 Commercial auto no-fault (personal injury protection).....												
19.4 Other commercial auto liability.....												
21.1 Private passenger auto physical damage.....	8,655,432	8,500,331	3,417	3,510,754	4,513,273	4,470,190	55,443	16,636	18,363	6,879	369,942	183,910
21.2 Commercial auto physical damage.....												
22. Aircraft (all perils).....												
23. Fidelity.....												
24. Surety.....												
26. Burglary and theft.....												
27. Boiler and machinery.....												
28. Credit.....												
29. International.....												
30. Warranty.....												
34. Aggregate write-ins for other lines of business.....	0	0	0	0	0	0	0	0	0	0	0	0
35. TOTALS (a).....	27,809,274	27,615,907	12,692	12,112,180	14,567,059	13,729,550	10,291,108	99,631	80,301	930,706	1,157,395	591,074

**DETAILS OF WRITE-INS**

3401. 0.....												
3402. 0.....												
3403. 0.....												
3498. Summary of remaining write-ins for Line 34 from overflow page.....	0	0	0	0	0	0	0	0	0	0	0	0
3499. TOTALS (Lines 3401 through 3403 plus 3498) (Line 34 above).....	0	0	0	0	0	0	0	0	0	0	0	0

(a) Finance and service charges not included in Lines 1 to 35 \$.....34,752.

(b) For health business on indicated lines report: Number of persons insured under PPO managed care products.....0 and number of persons insured under indemnity only products.....0.

**EXHIBIT OF PREMIUMS AND LOSSES (Statutory Page 14)**



NAIC Group Code....241 NAIC Company Code....34339

BUSINESS IN THE STATE OF SOUTH CAROLINA DURING THE YEAR

19.SC

Line of Business	Gross Premiums, including Policy and Membership Fees, Less Return Premiums and Premiums on Policies not Taken		3 Dividends Paid or Credited to Policyholders on Direct Business	4 Direct Unearned Premium Reserves	5 Direct Losses Paid (deducting salvage)	6 Direct Losses Incurred	7 Direct Losses Unpaid	8 Direct Defense and Cost Containment Expense Paid	9 Direct Defense and Cost Containment Expense Incurred	10 Direct Defense and Cost Containment Expense Unpaid	11 Commissions and Brokerage Expenses	12 Taxes, Licenses and Fees
	1 Direct Premiums Written	2 Direct Premiums Earned										
1. Fire.....												
2.1 Allied lines.....												
2.2 Multiple peril crop.....												
2.3 Federal flood.....												
2.4 Private crop.....												
2.5 Private flood.....												
3. Farmowners multiple peril.....												
4. Homeowners multiple peril.....												
5.1 Commercial multiple peril (non-liability portion).....												
5.2 Commercial multiple peril (liability portion).....												
6. Mortgage guaranty.....												
8. Ocean marine.....												
9. Inland marine.....												
10. Financial guaranty.....												
11. Medical professional liability.....												
12. Earthquake.....												
13. Group accident and health (b).....												
14. Credit A&H (group and individual).....												
15.1 Collectively renewable A&H (b).....												
15.2 Non-cancelable A&H (b).....												
15.3 Guaranteed renewable A&H (b).....												
15.4 Non-renewable for stated reasons only (b).....												
15.5 Other accident only.....												
15.6 Medicare Title XVIII exempt from state taxes or fees.....												
15.7 All other A&H (b).....												
15.8 Federal employees health benefits plan premium.....												
16. Workers' compensation.....												
17.1 Other liability-occurrence.....												
17.2 Other liability-claims-made.....												
17.3 Excess workers' compensation.....												
18. Products liability.....												
19.1 Private passenger auto no-fault (personal injury protection).....												
19.2 Other private passenger auto liability.....												
19.3 Commercial auto no-fault (personal injury protection).....												
19.4 Other commercial auto liability.....												
21.1 Private passenger auto physical damage.....												
21.2 Commercial auto physical damage.....												
22. Aircraft (all perils).....												
23. Fidelity.....												
24. Surety.....												
26. Burglary and theft.....												
27. Boiler and machinery.....												
28. Credit.....												
29. International.....												
30. Warranty.....												
34. Aggregate write-ins for other lines of business.....	0	0	0	0	0	0	0	0	0	0	0	0
35. TOTALS (a).....	0	0	0	0	0	0	0	0	0	0	0	0

**NONE**

**DETAILS OF WRITE-INS**

3401. 0.....												
3402. 0.....												
3403. 0.....												
3498. Summary of remaining write-ins for Line 34 from overflow page.....	0	0	0	0	0	0	0	0	0	0	0	0
3499. TOTALS (Lines 3401 through 3403 plus 3498) (Line 34 above).....	0	0	0	0	0	0	0	0	0	0	0	0

(a) Finance and service charges not included in Lines 1 to 35 \$.....0.  
 (b) For health business on indicated lines report: Number of persons insured under PPO managed care products.....0 and number of persons insured under indemnity only products.....0.

**EXHIBIT OF PREMIUMS AND LOSSES (Statutory Page 14)**



NAIC Group Code....241 NAIC Company Code....34339

BUSINESS IN THE STATE OF SOUTH DAKOTA DURING THE YEAR

19.SD

Line of Business	Gross Premiums, including Policy and Membership Fees, Less Return Premiums and Premiums on Policies not Taken		Dividends Paid or Credited to Policyholders on Direct Business	Direct Unearned Premium Reserves	Direct Losses Paid (deducting salvage)	Direct Losses Incurred	Direct Losses Unpaid	Direct Defense and Cost Containment Expense Paid	Direct Defense and Cost Containment Expense Incurred	Direct Defense and Cost Containment Expense Unpaid	Commissions and Brokerage Expenses	Taxes, Licenses and Fees
	1 Direct Premiums Written	2 Direct Premiums Earned										
1. Fire.....												
2.1 Allied lines.....												
2.2 Multiple peril crop.....												
2.3 Federal flood.....												
2.4 Private crop.....												
2.5 Private flood.....												
3. Farmowners multiple peril.....												
4. Homeowners multiple peril.....	646,101	603,559		341,499	317,593	374,029	99,077		1,650	2,942	29,869	17,787
5.1 Commercial multiple peril (non-liability portion).....												
5.2 Commercial multiple peril (liability portion).....												
6. Mortgage guaranty.....												
8. Ocean marine.....												
9. Inland marine.....	8,531	7,731		4,381		423	977		15	32	381	232
10. Financial guaranty.....												
11. Medical professional liability.....												
12. Earthquake.....	156	154		50		11	19		0	1	7	4
13. Group accident and health (b).....												
14. Credit A&H (group and individual).....												
15.1 Collectively renewable A&H (b).....												
15.2 Non-cancelable A&H (b).....												
15.3 Guaranteed renewable A&H (b).....												
15.4 Non-renewable for stated reasons only (b).....												
15.5 Other accident only.....												
15.6 Medicare Title XVIII exempt from state taxes or fees.....												
15.7 All other A&H (b).....												
15.8 Federal employees health benefits plan premium.....												
16. Workers' compensation.....												
17.1 Other liability-occurrence.....												
17.2 Other liability-claims-made.....												
17.3 Excess workers' compensation.....												
18. Products liability.....												
19.1 Private passenger auto no-fault (personal injury protection).....												
19.2 Other private passenger auto liability.....	532,440	495,298	7	267,048	251,438	414,199	354,760	719	17,874	32,009	22,553	13,930
19.3 Commercial auto no-fault (personal injury protection).....												
19.4 Other commercial auto liability.....												
21.1 Private passenger auto physical damage.....	898,366	839,772	11	438,071	505,712	486,299	23,761	304	1,503	453	38,014	23,494
21.2 Commercial auto physical damage.....												
22. Aircraft (all perils).....												
23. Fidelity.....												
24. Surety.....												
26. Burglary and theft.....												
27. Boiler and machinery.....												
28. Credit.....												
29. International.....												
30. Warranty.....												
34. Aggregate write-ins for other lines of business.....	0	0	0	0	0	0	0	0	0	0	0	0
35. TOTALS (a).....	2,085,594	1,946,513	18	1,051,049	1,074,742	1,274,960	478,594	1,023	21,042	35,437	90,824	55,448

**DETAILS OF WRITE-INS**

3401. 0.....												
3402. 0.....												
3403. 0.....												
3498. Summary of remaining write-ins for Line 34 from overflow page.....	0	0	0	0	0	0	0	0	0	0	0	0
3499. TOTALS (Lines 3401 through 3403 plus 3498) (Line 34 above).....	0	0	0	0	0	0	0	0	0	0	0	0

(a) Finance and service charges not included in Lines 1 to 35 \$.....1,195.

(b) For health business on indicated lines report: Number of persons insured under PPO managed care products.....0 and number of persons insured under indemnity only products.....0.

**EXHIBIT OF PREMIUMS AND LOSSES (Statutory Page 14)**



NAIC Group Code....241 NAIC Company Code....34339

BUSINESS IN THE STATE OF TENNESSEE DURING THE YEAR

19.TN

Line of Business	Gross Premiums, Including Policy and Membership Fees, Less Return Premiums and Premiums on Policies not Taken		Dividends Paid or Credited to Policyholders on Direct Business	Direct Unearned Premium Reserves	Direct Losses Paid (deducting salvage)	Direct Losses Incurred	Direct Losses Unpaid	Direct Defense and Cost Containment Expense Paid	Direct Defense and Cost Containment Expense Incurred	Direct Defense and Cost Containment Expense Unpaid	Commissions and Brokerage Expenses	Taxes, Licenses and Fees
	1 Direct Premiums Written	2 Direct Premiums Earned										
1. Fire.....												
2.1 Allied lines.....												
2.2 Multiple peril crop.....												
2.3 Federal flood.....												
2.4 Private crop.....												
2.5 Private flood.....												
3. Farmowners multiple peril.....												
4. Homeowners multiple peril.....												
5.1 Commercial multiple peril (non-liability portion).....												
5.2 Commercial multiple peril (liability portion).....												
6. Mortgage guaranty.....												
8. Ocean marine.....												
9. Inland marine.....												
10. Financial guaranty.....												
11. Medical professional liability.....												
12. Earthquake.....												
13. Group accident and health (b).....												
14. Credit A&H (group and individual).....												
15.1 Collectively renewable A&H (b).....												
15.2 Non-cancelable A&H (b).....												
15.3 Guaranteed renewable A&H (b).....												
15.4 Non-renewable for stated reasons only (b).....												
15.5 Other accident only.....												
15.6 Medicare Title XVIII exempt from state taxes or fees.....												
15.7 All other A&H (b).....												
15.8 Federal employees health benefits plan premium.....												
16. Workers' compensation.....												
17.1 Other liability-occurrence.....												
17.2 Other liability-claims-made.....												
17.3 Excess workers' compensation.....												
18. Products liability.....												
19.1 Private passenger auto no-fault (personal injury protection).....												
19.2 Other private passenger auto liability.....	12,988,889	12,864,928	2,207	6,451,260	8,920,054	8,993,035	6,430,572	192,947	223,686	563,549	541,963	322,072
19.3 Commercial auto no-fault (personal injury protection).....												
19.4 Other commercial auto liability.....												
21.1 Private passenger auto physical damage.....	13,110,755	13,230,151	2,250	6,382,116	7,489,405	7,619,961	224,237	13,703	8,734	645	546,117	325,146
21.2 Commercial auto physical damage.....												
22. Aircraft (all perils).....												
23. Fidelity.....												
24. Surety.....												
26. Burglary and theft.....												
27. Boiler and machinery.....												
28. Credit.....												
29. International.....												
30. Warranty.....												
34. Aggregate write-ins for other lines of business.....	0	0	0	0	0	0	0	0	0	0	0	0
35. TOTALS (a).....	26,099,644	26,095,079	4,457	12,833,376	16,409,459	16,612,996	6,654,809	206,649	232,420	564,194	1,088,080	647,218

**DETAILS OF WRITE-INS**

3401. 0.....												
3402. 0.....												
3403. 0.....												
3498. Summary of remaining write-ins for Line 34 from overflow page.....	0	0	0	0	0	0	0	0	0	0	0	0
3499. TOTALS (Lines 3401 through 3403 plus 3498) (Line 34 above).....	0	0	0	0	0	0	0	0	0	0	0	0

(a) Finance and service charges not included in Lines 1 to 35 \$.....16,354.

(b) For health business on indicated lines report: Number of persons insured under PPO managed care products.....0 and number of persons insured under indemnity only products.....0.

**EXHIBIT OF PREMIUMS AND LOSSES (Statutory Page 14)**



NAIC Group Code....241 NAIC Company Code....34339

BUSINESS IN THE STATE OF TEXAS DURING THE YEAR

19.TX

Line of Business	Gross Premiums, Including Policy and Membership Fees, Less Return Premiums and Premiums on Policies not Taken		3 Dividends Paid or Credited to Policyholders on Direct Business	4 Direct Unearned Premium Reserves	5 Direct Losses Paid (deducting salvage)	6 Direct Losses Incurred	7 Direct Losses Unpaid	8 Direct Defense and Cost Containment Expense Paid	9 Direct Defense and Cost Containment Expense Incurred	10 Direct Defense and Cost Containment Expense Unpaid	11 Commissions and Brokerage Expenses	12 Taxes, Licenses and Fees
	1 Direct Premiums Written	2 Direct Premiums Earned										
1. Fire.....												
2.1 Allied lines.....												
2.2 Multiple peril crop.....												
2.3 Federal flood.....												
2.4 Private crop.....												
2.5 Private flood.....												
3. Farmowners multiple peril.....												
4. Homeowners multiple peril.....												
5.1 Commercial multiple peril (non-liability portion).....												
5.2 Commercial multiple peril (liability portion).....												
6. Mortgage guaranty.....												
8. Ocean marine.....												
9. Inland marine.....												
10. Financial guaranty.....												
11. Medical professional liability.....												
12. Earthquake.....												
13. Group accident and health (b).....												
14. Credit A&H (group and individual).....												
15.1 Collectively renewable A&H (b).....												
15.2 Non-cancelable A&H (b).....												
15.3 Guaranteed renewable A&H (b).....												
15.4 Non-renewable for stated reasons only (b).....												
15.5 Other accident only.....												
15.6 Medicare Title XVIII exempt from state taxes or fees.....												
15.7 All other A&H (b).....												
15.8 Federal employees health benefits plan premium.....												
16. Workers' compensation.....												
17.1 Other liability-occurrence.....												
17.2 Other liability-claims-made.....												
17.3 Excess workers' compensation.....												
18. Products liability.....												
19.1 Private passenger auto no-fault (personal injury protection).....	53,278	54,728		12,110	41,425	47,810	10,568		1,532	2,328	2,084	1,221
19.2 Other private passenger auto liability.....	1,033,033	1,061,826		233,880	736,245	951,778	888,609	56,428	81,359	82,776	40,629	23,673
19.3 Commercial auto no-fault (personal injury protection).....												
19.4 Other commercial auto liability.....												
21.1 Private passenger auto physical damage.....	1,299,284	1,326,815		294,213	635,362	698,860	80,257	4,749	3,325	(30)	51,049	29,773
21.2 Commercial auto physical damage.....												
22. Aircraft (all perils).....												
23. Fidelity.....												
24. Surety.....												
26. Burglary and theft.....												
27. Boiler and machinery.....												
28. Credit.....												
29. International.....												
30. Warranty.....												
34. Aggregate write-ins for other lines of business.....	0	0	0	0	0	0	0	0	0	0	0	0
35. TOTALS (a).....	2,385,595	2,443,369	0	540,204	1,413,032	1,698,448	979,433	61,177	86,215	85,074	93,761	54,667

**DETAILS OF WRITE-INS**

3401. 0.....												
3402. 0.....												
3403. 0.....												
3498. Summary of remaining write-ins for Line 34 from overflow page.....	0	0	0	0	0	0	0	0	0	0	0	0
3499. TOTALS (Lines 3401 through 3403 plus 3498) (Line 34 above).....	0	0	0	0	0	0	0	0	0	0	0	0

(a) Finance and service charges not included in Lines 1 to 35 \$.....7,072.

(b) For health business on indicated lines report: Number of persons insured under PPO managed care products.....0 and number of persons insured under indemnity only products.....0.

**EXHIBIT OF PREMIUMS AND LOSSES (Statutory Page 14)**



NAIC Group Code....241 NAIC Company Code....34339

BUSINESS IN THE STATE OF UTAH DURING THE YEAR

19.UT

Line of Business	Gross Premiums, Including Policy and Membership Fees, Less Return Premiums and Premiums on Policies not Taken		3 Dividends Paid or Credited to Policyholders on Direct Business	4 Direct Unearned Premium Reserves	5 Direct Losses Paid (deducting salvage)	6 Direct Losses Incurred	7 Direct Losses Unpaid	8 Direct Defense and Cost Containment Expense Paid	9 Direct Defense and Cost Containment Expense Incurred	10 Direct Defense and Cost Containment Expense Unpaid	11 Commissions and Brokerage Expenses	12 Taxes, Licenses and Fees
	1 Direct Premiums Written	2 Direct Premiums Earned										
1. Fire.....												
2.1 Allied lines.....												
2.2 Multiple peril crop.....												
2.3 Federal flood.....												
2.4 Private crop.....												
2.5 Private flood.....												
3. Farmowners multiple peril.....												
4. Homeowners multiple peril.....	7,149,885	7,061,633	2,110	3,768,673	3,375,942	3,547,229	1,053,077	67,211	70,325	42,465	288,235	159,245
5.1 Commercial multiple peril (non-liability portion).....												
5.2 Commercial multiple peril (liability portion).....												
6. Mortgage guaranty.....												
8. Ocean marine.....												
9. Inland marine.....	84,039	84,196		44,179	17,852	23,420	9,957		95	236	3,334	1,876
10. Financial guaranty.....												
11. Medical professional liability.....												
12. Earthquake.....	427,677	418,157		215,471		(9,483)	15,980		(240)	526	17,380	9,509
13. Group accident and health (b).....												
14. Credit A&H (group and individual).....												
15.1 Collectively renewable A&H (b).....												
15.2 Non-cancelable A&H (b).....												
15.3 Guaranteed renewable A&H (b).....												
15.4 Non-renewable for stated reasons only (b).....												
15.5 Other accident only.....												
15.6 Medicare Title XVIII exempt from state taxes or fees.....												
15.7 All other A&H (b).....												
15.8 Federal employees health benefits plan premium.....												
16. Workers' compensation.....												
17.1 Other liability-occurrence.....												
17.2 Other liability-claims-made.....												
17.3 Excess workers' compensation.....												
18. Products liability.....												
19.1 Private passenger auto no-fault (personal injury protection).....	922,369	911,367	119	397,678	486,362	384,639	(452,296)	4,346	(28,531)	(99,651)	35,769	20,615
19.2 Other private passenger auto liability.....	14,588,893	13,930,726	1,701	6,283,863	10,592,059	11,576,438	9,012,901	223,048	338,724	830,305	566,480	326,052
19.3 Commercial auto no-fault (personal injury protection).....												
19.4 Other commercial auto liability.....												
21.1 Private passenger auto physical damage.....	10,820,708	10,634,636	1,352	4,544,989	5,415,962	5,336,985	(112,388)	18,851	25,321	11,432	419,590	241,821
21.2 Commercial auto physical damage.....												
22. Aircraft (all perils).....												
23. Fidelity.....												
24. Surety.....												
26. Burglary and theft.....												
27. Boiler and machinery.....												
28. Credit.....												
29. International.....												
30. Warranty.....												
34. Aggregate write-ins for other lines of business.....	0	0	0	0	0	0	0	0	0	0	0	0
35. TOTALS (a).....	33,993,571	33,040,715	5,283	15,254,853	19,888,177	20,859,228	9,527,231	313,457	405,695	785,313	1,330,787	759,118

**DETAILS OF WRITE-INS**

3401. 0.....												
3402. 0.....												
3403. 0.....												
3498. Summary of remaining write-ins for Line 34 from overflow page.....	0	0	0	0	0	0	0	0	0	0	0	0
3499. TOTALS (Lines 3401 through 3403 plus 3498) (Line 34 above).....	0	0	0	0	0	0	0	0	0	0	0	0

(a) Finance and service charges not included in Lines 1 to 35 \$.....24,090.

(b) For health business on indicated lines report: Number of persons insured under PPO managed care products.....0 and number of persons insured under indemnity only products.....0.

**EXHIBIT OF PREMIUMS AND LOSSES (Statutory Page 14)**



NAIC Group Code....241 NAIC Company Code....34339

BUSINESS IN THE STATE OF VIRGINIA DURING THE YEAR

19.VA

Line of Business	Gross Premiums, Including Policy and Membership Fees, Less Return Premiums and Premiums on Policies not Taken		3 Dividends Paid or Credited to Policyholders on Direct Business	4 Direct Unearned Premium Reserves	5 Direct Losses Paid (deducting salvage)	6 Direct Losses Incurred	7 Direct Losses Unpaid	8 Direct Defense and Cost Containment Expense Paid	9 Direct Defense and Cost Containment Expense Incurred	10 Direct Defense and Cost Containment Expense Unpaid	11 Commissions and Brokerage Expenses	12 Taxes, Licenses and Fees
	1 Direct Premiums Written	2 Direct Premiums Earned										
1. Fire.....												
2.1 Allied lines.....												
2.2 Multiple peril crop.....												
2.3 Federal flood.....												
2.4 Private crop.....												
2.5 Private flood.....												
3. Farmowners multiple peril.....												
4. Homeowners multiple peril.....												
5.1 Commercial multiple peril (non-liability portion).....												
5.2 Commercial multiple peril (liability portion).....												
6. Mortgage guaranty.....												
8. Ocean marine.....												
9. Inland marine.....												
10. Financial guaranty.....												
11. Medical professional liability.....												
12. Earthquake.....												
13. Group accident and health (b).....												
14. Credit A&H (group and individual).....												
15.1 Collectively renewable A&H (b).....												
15.2 Non-cancelable A&H (b).....												
15.3 Guaranteed renewable A&H (b).....												
15.4 Non-renewable for stated reasons only (b).....												
15.5 Other accident only.....												
15.6 Medicare Title XVIII exempt from state taxes or fees.....												
15.7 All other A&H (b).....												
15.8 Federal employees health benefits plan premium.....												
16. Workers' compensation.....												
17.1 Other liability-occurrence.....												
17.2 Other liability-claims-made.....												
17.3 Excess workers' compensation.....												
18. Products liability.....												
19.1 Private passenger auto no-fault (personal injury protection).....												
19.2 Other private passenger auto liability.....												
19.3 Commercial auto no-fault (personal injury protection).....												
19.4 Other commercial auto liability.....												
21.1 Private passenger auto physical damage.....												
21.2 Commercial auto physical damage.....												
22. Aircraft (all perils).....												
23. Fidelity.....												
24. Surety.....												
26. Burglary and theft.....												
27. Boiler and machinery.....												
28. Credit.....												
29. International.....												
30. Warranty.....												
34. Aggregate write-ins for other lines of business.....	0	0	0	0	0	0	0	0	0	0	0	0
35. TOTALS (a).....	0	0	0	0	0	0	0	0	0	0	0	0

**NONE**

**DETAILS OF WRITE-INS**

3401. 0.....												
3402. 0.....												
3403. 0.....												
3498. Summary of remaining write-ins for Line 34 from overflow page.....	0	0	0	0	0	0	0	0	0	0	0	0
3499. TOTALS (Lines 3401 through 3403 plus 3498) (Line 34 above).....	0	0	0	0	0	0	0	0	0	0	0	0

(a) Finance and service charges not included in Lines 1 to 35 \$.....0.

(b) For health business on indicated lines report: Number of persons insured under PPO managed care products.....0 and number of persons insured under indemnity only products.....0.



**EXHIBIT OF PREMIUMS AND LOSSES (Statutory Page 14)**



NAIC Group Code....241 NAIC Company Code....34339

BUSINESS IN THE STATE OF VERMONT DURING THE YEAR

19.VT

Line of Business	Gross Premiums, Including Policy and Membership Fees, Less Return Premiums and Premiums on Policies not Taken		3 Dividends Paid or Credited to Policyholders on Direct Business	4 Direct Unearned Premium Reserves	5 Direct Losses Paid (deducting salvage)	6 Direct Losses Incurred	7 Direct Losses Unpaid	8 Direct Defense and Cost Containment Expense Paid	9 Direct Defense and Cost Containment Expense Incurred	10 Direct Defense and Cost Containment Expense Unpaid	11 Commissions and Brokerage Expenses	12 Taxes, Licenses and Fees
	1 Direct Premiums Written	2 Direct Premiums Earned										
1. Fire.....												
2.1 Allied lines.....												
2.2 Multiple peril crop.....												
2.3 Federal flood.....												
2.4 Private crop.....												
2.5 Private flood.....												
3. Farmowners multiple peril.....												
4. Homeowners multiple peril.....	1,370,449	1,312,555	1,856	753,148	615,497	578,632	76,593		(1,978)	2,093	81,641	28,696
5.1 Commercial multiple peril (non-liability portion).....												
5.2 Commercial multiple peril (liability portion).....												
6. Mortgage guaranty.....												
8. Ocean marine.....												
9. Inland marine.....	20,565	19,662		11,256	4,205	3,872	681		(8)	22	1,159	430
10. Financial guaranty.....												
11. Medical professional liability.....												
12. Earthquake.....	2,403	2,364		1,217		(46)	84		(1)	3	129	50
13. Group accident and health (b).....												
14. Credit A&H (group and individual).....												
15.1 Collectively renewable A&H (b).....												
15.2 Non-cancelable A&H (b).....												
15.3 Guaranteed renewable A&H (b).....												
15.4 Non-renewable for stated reasons only (b).....												
15.5 Other accident only.....												
15.6 Medicare Title XVIII exempt from state taxes or fees.....												
15.7 All other A&H (b).....												
15.8 Federal employees health benefits plan premium.....												
16. Workers' compensation.....												
17.1 Other liability-occurrence.....												
17.2 Other liability-claims-made.....												
17.3 Excess workers' compensation.....												
18. Products liability.....												
19.1 Private passenger auto no-fault (personal injury protection).....												
19.2 Other private passenger auto liability.....	1,147,682	1,142,016	2,068	486,057	706,028	766,125	725,522	47,461	55,441	65,329	57,913	24,032
19.3 Commercial auto no-fault (personal injury protection).....												
19.4 Other commercial auto liability.....												
21.1 Private passenger auto physical damage.....	1,413,686	1,364,769	2,372	603,994	692,832	670,830	18,032	2,358	3,090	172	70,977	29,600
21.2 Commercial auto physical damage.....												
22. Aircraft (all perils).....												
23. Fidelity.....												
24. Surety.....												
26. Burglary and theft.....												
27. Boiler and machinery.....												
28. Credit.....												
29. International.....												
30. Warranty.....												
34. Aggregate write-ins for other lines of business.....	0	0	0	0	0	0	0	0	0	0	0	0
35. TOTALS (a).....	3,954,785	3,841,366	6,296	1,855,672	2,018,561	2,019,413	820,912	49,819	56,544	67,619	211,818	82,807

**DETAILS OF WRITE-INS**

3401. 0.....												
3402. 0.....												
3403. 0.....												
3498. Summary of remaining write-ins for Line 34 from overflow page.....	0	0	0	0	0	0	0	0	0	0	0	0
3499. TOTALS (Lines 3401 through 3403 plus 3498) (Line 34 above).....	0	0	0	0	0	0	0	0	0	0	0	0

(a) Finance and service charges not included in Lines 1 to 35 \$.....12,205.

(b) For health business on indicated lines report: Number of persons insured under PPO managed care products.....0 and number of persons insured under indemnity only products.....0.

**EXHIBIT OF PREMIUMS AND LOSSES (Statutory Page 14)**



NAIC Group Code....241 NAIC Company Code....34339

BUSINESS IN THE STATE OF WASHINGTON DURING THE YEAR

19.W/A

Line of Business	Gross Premiums, Including Policy and Membership Fees, Less Return Premiums and Premiums on Policies not Taken		3 Dividends Paid or Credited to Policyholders on Direct Business	4 Direct Unearned Premium Reserves	5 Direct Losses Paid (deducting salvage)	6 Direct Losses Incurred	7 Direct Losses Unpaid	8 Direct Defense and Cost Containment Expense Paid	9 Direct Defense and Cost Containment Expense Incurred	10 Direct Defense and Cost Containment Expense Unpaid	11 Commissions and Brokerage Expenses	12 Taxes, Licenses and Fees
	1 Direct Premiums Written	2 Direct Premiums Earned										
1. Fire.....												
2.1 Allied lines.....												
2.2 Multiple peril crop.....												
2.3 Federal flood.....												
2.4 Private crop.....												
2.5 Private flood.....												
3. Farmowners multiple peril.....												
4. Homeowners multiple peril.....	7,129,785	7,263,613	10,606	3,730,106	4,107,736	4,520,089	1,696,823	35,751	32,584	46,587	284,372	146,282
5.1 Commercial multiple peril (non-liability portion).....												
5.2 Commercial multiple peril (liability portion).....												
6. Mortgage guaranty.....												
8. Ocean marine.....												
9. Inland marine.....	133,195	137,112		70,457	29,827	31,991	7,556		30	219	5,205	2,735
10. Financial guaranty.....												
11. Medical professional liability.....												
12. Earthquake.....	542,665	549,227		280,689		(6,962)	20,924		(150)	689	21,640	11,130
13. Group accident and health (b).....												
14. Credit A&H (group and individual).....												
15.1 Collectively renewable A&H (b).....												
15.2 Non-cancelable A&H (b).....												
15.3 Guaranteed renewable A&H (b).....												
15.4 Non-renewable for stated reasons only (b).....												
15.5 Other accident only.....												
15.6 Medicare Title XVIII exempt from state taxes or fees.....												
15.7 All other A&H (b).....												
15.8 Federal employees health benefits plan premium.....												
16. Workers' compensation.....												
17.1 Other liability-occurrence.....												
17.2 Other liability-claims-made.....												
17.3 Excess workers' compensation.....												
18. Products liability.....												
19.1 Private passenger auto no-fault (personal injury protection).....	1,570,651	1,591,260	1,922	670,049	911,095	862,750	(289,437)	5,158	(12,690)	(63,769)	70,282	32,220
19.2 Other private passenger auto liability.....	11,924,097	12,448,702	15,865	5,124,720	8,849,937	7,306,739	9,246,666	408,937	295,716	881,274	536,446	244,701
19.3 Commercial auto no-fault (personal injury protection).....												
19.4 Other commercial auto liability.....												
21.1 Private passenger auto physical damage.....	7,560,026	7,651,389	9,365	3,218,677	3,536,198	3,510,060	(298,323)	30,952	35,857	18,612	338,836	155,058
21.2 Commercial auto physical damage.....												
22. Aircraft (all perils).....												
23. Fidelity.....												
24. Surety.....												
26. Burglary and theft.....												
27. Boiler and machinery.....												
28. Credit.....												
29. International.....												
30. Warranty.....												
34. Aggregate write-ins for other lines of business.....	0	0	0	0	0	0	0	0	0	0	0	0
35. TOTALS (a).....	28,860,419	29,641,303	37,758	13,094,698	17,434,792	16,224,668	10,384,208	480,799	351,348	883,611	1,256,782	592,127

**DETAILS OF WRITE-INS**

3401. 0.....												
3402. 0.....												
3403. 0.....												
3498. Summary of remaining write-ins for Line 34 from overflow page.....	0	0	0	0	0	0	0	0	0	0	0	0
3499. TOTALS (Lines 3401 through 3403 plus 3498) (Line 34 above).....	0	0	0	0	0	0	0	0	0	0	0	0

(a) Finance and service charges not included in Lines 1 to 35 \$.....0.

(b) For health business on indicated lines report: Number of persons insured under PPO managed care products.....0 and number of persons insured under indemnity only products.....0.

**EXHIBIT OF PREMIUMS AND LOSSES (Statutory Page 14)**



NAIC Group Code....241 NAIC Company Code....34339

BUSINESS IN THE STATE OF WISCONSIN DURING THE YEAR

19.WI

Line of Business	Gross Premiums, Including Policy and Membership Fees, Less Return Premiums and Premiums on Policies not Taken		Dividends Paid or Credited to Policyholders on Direct Business	Direct Unearned Premium Reserves	Direct Losses Paid (deducting salvage)	Direct Losses Incurred	Direct Losses Unpaid	Direct Defense and Cost Containment Expense Paid	Direct Defense and Cost Containment Expense Incurred	Direct Defense and Cost Containment Expense Unpaid	Commissions and Brokerage Expenses	Taxes, Licenses and Fees
	1 Direct Premiums Written	2 Direct Premiums Earned										
1. Fire.....												
2.1 Allied lines.....												
2.2 Multiple peril crop.....												
2.3 Federal flood.....												
2.4 Private crop.....												
2.5 Private flood.....												
3. Farmowners multiple peril.....												
4. Homeowners multiple peril.....		49				(13)	4		(0)	0		
5.1 Commercial multiple peril (non-liability portion).....												
5.2 Commercial multiple peril (liability portion).....												
6. Mortgage guaranty.....												
8. Ocean marine.....												
9. Inland marine.....												
10. Financial guaranty.....												
11. Medical professional liability.....												
12. Earthquake.....												
13. Group accident and health (b).....												
14. Credit A&H (group and individual).....												
15.1 Collectively renewable A&H (b).....												
15.2 Non-cancelable A&H (b).....												
15.3 Guaranteed renewable A&H (b).....												
15.4 Non-renewable for stated reasons only (b).....												
15.5 Other accident only.....												
15.6 Medicare Title XVIII exempt from state taxes or fees.....												
15.7 All other A&H (b).....												
15.8 Federal employees health benefits plan premium.....												
16. Workers' compensation.....												
17.1 Other liability-occurrence.....												
17.2 Other liability-claims-made.....												
17.3 Excess workers' compensation.....												
18. Products liability.....												
19.1 Private passenger auto no-fault (personal injury protection).....												
19.2 Other private passenger auto liability.....	6,844,130	7,103,134	1,403	3,056,152	4,544,687	4,283,388	4,736,003	116,403	107,334	434,436	337,178	133,442
19.3 Commercial auto no-fault (personal injury protection).....												
19.4 Other commercial auto liability.....												
21.1 Private passenger auto physical damage.....	7,185,406	7,157,401	1,381	3,206,430	3,711,241	3,775,188	53,738	8,346	11,946	7,486	354,009	140,077
21.2 Commercial auto physical damage.....												
22. Aircraft (all perils).....												
23. Fidelity.....												
24. Surety.....												
26. Burglary and theft.....												
27. Boiler and machinery.....												
28. Credit.....												
29. International.....												
30. Warranty.....												
34. Aggregate write-ins for other lines of business.....	0	0	0	0	0	0	0	0	0	0	0	0
35. TOTALS (a).....	14,029,536	14,260,584	2,784	6,262,583	8,255,928	8,058,563	4,789,744	124,749	119,279	441,922	691,187	273,519

**DETAILS OF WRITE-INS**

3401. 0.....												
3402. 0.....												
3403. 0.....												
3498. Summary of remaining write-ins for Line 34 from overflow page.....	0	0	0	0	0	0	0	0	0	0	0	0
3499. TOTALS (Lines 3401 through 3403 plus 3498) (Line 34 above).....	0	0	0	0	0	0	0	0	0	0	0	0

(a) Finance and service charges not included in Lines 1 to 35 \$.....19,345.

(b) For health business on indicated lines report: Number of persons insured under PPO managed care products.....0 and number of persons insured under indemnity only products.....0.

**EXHIBIT OF PREMIUMS AND LOSSES (Statutory Page 14)**



NAIC Group Code....241 NAIC Company Code....34339

BUSINESS IN THE STATE OF WEST VIRGINIA DURING THE YEAR

19.WV

Line of Business	Gross Premiums, Including Policy and Membership Fees, Less Return Premiums and Premiums on Policies not Taken		3 Dividends Paid or Credited to Policyholders on Direct Business	4 Direct Unearned Premium Reserves	5 Direct Losses Paid (deducting salvage)	6 Direct Losses Incurred	7 Direct Losses Unpaid	8 Direct Defense and Cost Containment Expense Paid	9 Direct Defense and Cost Containment Expense Incurred	10 Direct Defense and Cost Containment Expense Unpaid	11 Commissions and Brokerage Expenses	12 Taxes, Licenses and Fees
	1 Direct Premiums Written	2 Direct Premiums Earned										
1. Fire.....												
2.1 Allied lines.....												
2.2 Multiple peril crop.....												
2.3 Federal flood.....												
2.4 Private crop.....												
2.5 Private flood.....												
3. Farmowners multiple peril.....												
4. Homeowners multiple peril.....												
5.1 Commercial multiple peril (non-liability portion).....												
5.2 Commercial multiple peril (liability portion).....												
6. Mortgage guaranty.....												
8. Ocean marine.....												
9. Inland marine.....												
10. Financial guaranty.....												
11. Medical professional liability.....												
12. Earthquake.....												
13. Group accident and health (b).....												
14. Credit A&H (group and individual).....												
15.1 Collectively renewable A&H (b).....												
15.2 Non-cancelable A&H (b).....												
15.3 Guaranteed renewable A&H (b).....												
15.4 Non-renewable for stated reasons only (b).....												
15.5 Other accident only.....												
15.6 Medicare Title XVIII exempt from state taxes or fees.....												
15.7 All other A&H (b).....												
15.8 Federal employees health benefits plan premium.....												
16. Workers' compensation.....												
17.1 Other liability-occurrence.....												
17.2 Other liability-claims-made.....												
17.3 Excess workers' compensation.....												
18. Products liability.....												
19.1 Private passenger auto no-fault (personal injury protection).....												
19.2 Other private passenger auto liability.....												
19.3 Commercial auto no-fault (personal injury protection).....												
19.4 Other commercial auto liability.....												
21.1 Private passenger auto physical damage.....												
21.2 Commercial auto physical damage.....												
22. Aircraft (all perils).....												
23. Fidelity.....												
24. Surety.....												
26. Burglary and theft.....												
27. Boiler and machinery.....												
28. Credit.....												
29. International.....												
30. Warranty.....												
34. Aggregate write-ins for other lines of business.....	0	0	0	0	0	0	0	0	0	0	0	1,726
35. TOTALS (a).....	0	0	0	0	0	0	0	0	0	0	0	1,726

**DETAILS OF WRITE-INS**

3401. 0.....												1,726
3402. 0.....												
3403. 0.....												
3498. Summary of remaining write-ins for Line 34 from overflow page.....	0	0	0	0	0	0	0	0	0	0	0	0
3499. TOTALS (Lines 3401 through 3403 plus 3498) (Line 34 above).....	0	0	0	0	0	0	0	0	0	0	0	1,726

(a) Finance and service charges not included in Lines 1 to 35 \$.....0.

(b) For health business on indicated lines report: Number of persons insured under PPO managed care products.....0 and number of persons insured under indemnity only products.....0.

**EXHIBIT OF PREMIUMS AND LOSSES (Statutory Page 14)**



NAIC Group Code....241 NAIC Company Code....34339

BUSINESS IN THE STATE OF WYOMING DURING THE YEAR

19.WY

Line of Business	Gross Premiums, Including Policy and Membership Fees, Less Return Premiums and Premiums on Policies not Taken		Dividends Paid or Credited to Policyholders on Direct Business	Direct Unearned Premium Reserves	Direct Losses Paid (deducting salvage)	Direct Losses Incurred	Direct Losses Unpaid	Direct Defense and Cost Containment Expense Paid	Direct Defense and Cost Containment Expense Incurred	Direct Defense and Cost Containment Expense Unpaid	Commissions and Brokerage Expenses	Taxes, Licenses and Fees
	1 Direct Premiums Written	2 Direct Premiums Earned										
1. Fire.....												
2.1 Allied lines.....												
2.2 Multiple peril crop.....												
2.3 Federal flood.....												
2.4 Private crop.....												
2.5 Private flood.....												
3. Farmowners multiple peril.....												
4. Homeowners multiple peril.....												
5.1 Commercial multiple peril (non-liability portion).....												
5.2 Commercial multiple peril (liability portion).....												
6. Mortgage guaranty.....												
8. Ocean marine.....												
9. Inland marine.....												
10. Financial guaranty.....												
11. Medical professional liability.....												
12. Earthquake.....												
13. Group accident and health (b).....												
14. Credit A&H (group and individual).....												
15.1 Collectively renewable A&H (b).....												
15.2 Non-cancelable A&H (b).....												
15.3 Guaranteed renewable A&H (b).....												
15.4 Non-renewable for stated reasons only (b).....												
15.5 Other accident only.....												
15.6 Medicare Title XVIII exempt from state taxes or fees.....												
15.7 All other A&H (b).....												
15.8 Federal employees health benefits plan premium.....												
16. Workers' compensation.....												
17.1 Other liability-occurrence.....												
17.2 Other liability-claims-made.....												
17.3 Excess workers' compensation.....												
18. Products liability.....												
19.1 Private passenger auto no-fault (personal injury protection).....												
19.2 Other private passenger auto liability.....												
19.3 Commercial auto no-fault (personal injury protection).....												
19.4 Other commercial auto liability.....												
21.1 Private passenger auto physical damage.....												
21.2 Commercial auto physical damage.....												
22. Aircraft (all perils).....												
23. Fidelity.....												
24. Surety.....												
26. Burglary and theft.....												
27. Boiler and machinery.....												
28. Credit.....												
29. International.....												
30. Warranty.....												
34. Aggregate write-ins for other lines of business.....	0	0	0	0	0	0	0	0	0	0	0	0
35. TOTALS (a).....	0	0	0	0	0	0	0	0	0	0	0	0

**NONE**

**DETAILS OF WRITE-INS**

3401. 0.....												
3402. 0.....												
3403. 0.....												
3498. Summary of remaining write-ins for Line 34 from overflow page.....	0	0	0	0	0	0	0	0	0	0	0	0
3499. TOTALS (Lines 3401 through 3403 plus 3498) (Line 34 above).....	0	0	0	0	0	0	0	0	0	0	0	0

(a) Finance and service charges not included in Lines 1 to 35 \$.....0.

(b) For health business on indicated lines report: Number of persons insured under PPO managed care products.....0 and number of persons insured under indemnity only products.....0.

**Metropolitan Group Property and Casualty Insurance Company**

**SCHEDULE F - PART 1**

Assumed Reinsurance as of December 31, Current Year (\$000 Omitted)

1 ID Number	2 NAIC Company Code	3 Name of Reinsured	4 Domiciliary Jurisdiction	5 Assumed Premium	Reinsurance On			9 Contingent Commissions Payable	10 Assumed Premiums Receivable	11 Unearned Premium	12 Funds Held by or Deposited With Reinsured Companies	13 Letters of Credit Posted	14 Amount of Assets Pledged or Compensating Balances to Secure Letters of Credit	15 Amount of Assets Pledged or Collateral Held in Trust
					6 Paid Losses and Loss Adjustment Expenses	7 Known Case Losses and LAE	8 Cols. 6 + 7							
<b>Other U. S. Unaffiliated Insurers</b>														
06-0237820..	20699..	Ace Prop & Cas Ins Co.....	PA.....			41	41							
25-1118791..	19402..	Aig Prop Cas Co.....	PA.....		374	73	447							
95-3187355..	35300..	Allianz Global Risks Us Ins Co.....	IL.....			1,025	1,025							
36-0719665..	19232..	Allstate Ins Co.....	IL.....			1,332	1,332							
13-5124990..	19380..	American Home Assur Co.....	NY.....		(109)	788	679							
38-1869912..	19488..	Amerisure Ins Co.....	MI.....			814	814							
05-0348344..	19976..	Amica Mut Ins Co.....	RI.....			5	5							
13-5358230..	24678..	Arrowood Ind Co.....	DE.....			214	214							
13-4934590..	19895..	Atlantic Mut Ins Co.....	NY.....		10	12	22							
23-1502700..	21970..	Bedivere Ins Co.....	PA.....			26	26							
06-6105395..	20710..	Century Ind Co.....	PA.....			7	7							
22-2405591..	41386..	Chubb Ins Co Of Nj.....	NJ.....		(96)	337	241							
02-0441070..	87980..	CIGNA Ins Grp Inc.....	NH.....			0	0							
36-2114545..	20443..	Continental Casualty Co.....	IL.....			209	209							
13-5010440..	35289..	Continental Ins Co.....	PA.....			652	652							
22-2464174..	42471..	Crum & Forster Ins Co.....	NJ.....		(61)	1,315	1,254							
39-0264050..	21458..	Employers Ins Of Wausau.....	WI.....		7	1,912	1,919							
42-0234980..	21415..	Employers Mut Cas Co.....	IA.....			23	23							
22-2005057..	26921..	Everest Reins Co.....	DE.....			1,697	1,697							
04-2198460..	21822..	First State Ins Co.....	CT.....			99	99							
35-1452868..	36781..	Fmh Ag Risk Ins Co.....	IA.....			5	5							
94-1032958..	21040..	Fremont Indemnity Co.....	CA.....			13	13							
38-0558390..	13994..	Fremont Ins Co.....	MI.....		0	165	165							
13-2673100..	22039..	General Reins Corp.....	DE.....			166	166							
53-0075853..	22063..	Government Employees Ins Co.....	MD.....		6	420	426							
13-5129825..	22292..	Hanover Ins Co.....	NH.....		(8)	95	88							
73-1416269..	20430..	Harbor Ins Co.....	OK.....			2	2							
06-0383030..	22357..	Hartford Accident & Ind Co.....	CT.....			167	167							
22-2567570..	28959..	High Point Preferred Ins Co.....	NJ.....		0	28	28							
02-0308052..	22527..	Home Ins Co.....	NH.....		19	847	866							
23-0723970..	22713..	Insurance Co of N Amer.....	PA.....			404	404							
95-2769232..	27847..	Insurance Co Of The West.....	CA.....			734	734							
13-5339725..	18341..	Insurance Corp Of Ny.....	NY.....			173	173							
30-0875959..	20621..	Lamorak Ins Co.....	PA.....			793	793							
25-1149494..	19437..	Lexington Ins Co.....	DE.....			2,379	2,379							
04-1543470..	23043..	Liberty Mut Ins Co.....	MA.....			269	269							
51-0097283..	26743..	Maxum Ind Co.....	CT.....			78	78							
13-5581829..	65978..	Metropolitan Life Ins Co.....	NY.....		46	1,222	1,268							

**SCHEDULE F - PART 1**

Assumed Reinsurance as of December 31, Current Year (\$000 Omitted)

1 ID Number	2 NAIC Company Code	3 Name of Reinsured	4 Domiciliary Jurisdiction	5 Assumed Premium	Reinsurance On			9 Contingent Commissions Payable	10 Assumed Premiums Receivable	11 Unearned Premium	12 Funds Held by or Deposited With Reinsured Companies	13 Letters of Credit Posted	14 Amount of Assets Pledged or Compensating Balances to Secure Letters of Credit	15 Amount of Assets Pledged or Collateral Held in Trust
					6 Paid Losses and Loss Adjustment Expenses	7 Known Case Losses and LAE	8 Cols. 6 + 7							
38-0828980..	14508....	Michigan Millers Mut Ins Co.....	MI.....		4	3	7							
36-1475332..	20451....	Midstates Reins Corp.....	IL.....			1,000	1,000							
13-4924125..	10227....	Munich Reins Amer Inc.....	DE.....			313	313							
84-0982643..	16217....	National Farmers Union Prop & Cas.....	NC.....			52	52							
36-2704643..	21881....	National Surety Corp.....	IL.....			732	732							
25-0687550..	19445....	National Union Fire Ins Co Of Pitts.....	PA.....			4,230	4,230							
42-1015537..	28223....	Nationwide Agribusiness Ins Co.....	IA.....			22	22							
31-4177100..	23787....	Nationwide Mutual Insurance Co.....	OH.....			457	457							
04-2177185..	21830....	New England Ins Co.....	CT.....			1	1							
06-1053492..	41629....	New England Reins Corp.....	CT.....			103	103							
62-0929818..	31208....	Oakwood Insurance Company.....	TN.....			195	195							
25-0410420..	24147....	Old Republic Ins Co.....	PA.....			15	15							
02-0635701..	11555....	Pacific Compensation Ins Co.....	CA.....			12	12							
23-1641984..	10219....	Qbe Reins Corp.....	PA.....			127	127							
23-1740414..	22705....	R&Q Reins Co.....	PA.....		(5)	828	823							
75-1444207..	30058....	Scor Reins Co.....	NY.....			10	10							
41-0406690..	24767....	St Paul Fire & Marine Ins Co.....	CT.....			129	129							
41-1230819..	30481....	St Paul Surplus Lines Ins Co.....	DE.....			1	1							
37-0533080..	25143....	State Farm Fire & Cas Co.....	IL.....		(1)	0	(1)							
94-1517098..	25534....	TIG Insurance Company.....	CA.....		1	43	44							
13-2918573..	42439....	Toa Re Ins Co Of Amer.....	DE.....			0	0							
13-5616275..	19453....	Transatlantic Reins Co.....	NY.....			87	87							
06-0907370..	31194....	Travelers Cas & Surety Co Of Amer.....	CT.....			46	46							
06-0732738..	29459....	Twin City Fire Ins Co Co.....	IN.....			0	0							
52-0515280..	25887....	United States Fidelity & Guar Co.....	CT.....			136	136							
15-0476880..	25976....	Utica Mut Ins Co.....	NY.....			438	438							
39-1341459..	26042....	Wausau Underwriters Ins Co.....	WI.....			15	15							
48-0921045..	39845....	Westport Ins Corp.....	MO.....			852	852							
0999999..	Other U. S. Unaffiliated Insurers.....			0	187	28,388	28,575	0	0	0	0	0	0	0

20.1

**Pools and Associations - Voluntary Pools, Associations or Other Similar Facilities**

AA-9995004..	00000....	American Excess Ins Assn.....	CT.....			33	1,960	1,993						
AA-9995048..	00000....	American Offshore Ins Syndicate.....	NY.....				32	32						
AA-9995022..	00000....	Excess & Cas Reins Assn.....	NY.....				4,424	4,424						
1199999..	Pools and Associations - Voluntary Pools, Associations or Other Similar Facilities.....			0	33	6,416	6,449	0	0	0	0	0	0	0
1299999..	Total Pools and Associations.....			0	33	6,416	6,449	0	0	0	0	0	0	0

**Other Non-U. S. Insurers**

AA-3610324..	00000....	All American Reins Ltd.....	KNA.....				0	0						
AA-1340026..	00000....	Allianz Aktiengesellschaft.....	DEU.....				28	28						

**SCHEDULE F - PART 1**

Assumed Reinsurance as of December 31, Current Year (\$000 Omitted)

1 ID Number	2 NAIC Company Code	3 Name of Reinsured	4 Domiciliary Jurisdiction	5 Assumed Premium	Reinsurance On			9 Contingent Commissions Payable	10 Assumed Premiums Receivable	11 Unearned Premium	12 Funds Held by or Deposited With Reinsured Companies	13 Letters of Credit Posted	14 Amount of Assets Pledged or Compensating Balances to Secure Letters of Credit	15 Amount of Assets Pledged or Collateral Held in Trust
					6 Paid Losses and Loss Adjustment Expenses	7 Known Case Losses and LAE	8 Cols. 6 + 7							
AA-3160026.	00000.....	Constellation Reins Co Ltd.....	BRB.....		(1)		(1)							
AA-1240055.	00000.....	Constitution Reassur SA.....	BEL.....			319	319							
AA-1120430.	00000.....	Continental Reins Corp (Uk) Ltd.....	GBR.....			89	89							
AA-3430007.	00000.....	General Accident Ins Co.....	JAM.....			695	695							
AA-1560247.	00000.....	Northbridge Gen Ins Corp.....	CAN.....			38	38							
AA-1120013.	00000.....	Royal Ins (Uk) Ltd.....	GBR.....			176	176							
AA-1560076.	00000.....	Tokio Marine & Nichida Fire Ins Co Ltd.....	CAN.....			71	71							
1399999.	Other Non-U. S. Insurers.....			0	(1)	1,416	1,415	0	0	0	0	0	0	0
9999999.	Totals.....			0	219	36,220	36,439	0	0	0	0	0	0	0



## SCHEDULE F - PART 2

Premium Portfolio Reinsurance Effected or (Canceled) during Current Year

1 ID Number	2 NAIC Company Code	3 Name of Company	4 Date of Contract	5 Original Premium	6 Reinsurance Premium
-------------------	------------------------------	----------------------	-----------------------	-----------------------	--------------------------

**NONE**

### SCHEDULE F - PART 3

Ceded Reinsurance as of December 31, Current Year (\$000 Omitted)

1 ID Number	2 NAIC Company Code	3 Name of Reinsurer	4 Domiciliary Jurisdiction	5 Special Code	6 Reinsurance Premiums Ceded	Reinsurance Recoverable on									16 Amount in Dispute Included in Column 15	Reinsurance Payable		19 Net Amount Recoverable from Reinsurers (Cols. 15 - [17 + 18])	20 Funds Held by Company Under Reinsurance Treaties
						7 Paid Losses	8 Paid LAE	9 Known Case Loss Reserves	10 Known Case LAE Reserves	11 IBNR Loss Reserves	12 IBNR LAE Reserves	13 Unearned Premiums	14 Contingent Commissions	15 Col. 7 through 14 Totals		17 Ceded Balances Payable	18 Other Amounts Due to Reinsurers		
<b>Authorized Affiliates-U.S. Non-Pool - Other</b>																			
13-2725441	26298...	Metropolitan Property and Casualty Insurance Company...	RI.....		.....801,565	.....	.....	.....282,234	.....30,840	.....37,793	.....5,311	.....368,077	.....177	.....724,432	.....	.....325,635	.....	.....398,797	.....
0399999	Total Authorized Affiliates - U.S. Non-Pool - Other.....				.....801,565	.....0	.....0	.....282,234	.....30,840	.....37,793	.....5,311	.....368,077	.....177	.....724,432	.....0	.....325,635	.....0	.....398,797	.....0
0499999	Total Authorized Affiliates - U.S. Non-Pool - Total.....				.....801,565	.....0	.....0	.....282,234	.....30,840	.....37,793	.....5,311	.....368,077	.....177	.....724,432	.....0	.....325,635	.....0	.....398,797	.....0
0899999	Total Authorized Affiliates.....				.....801,565	.....0	.....0	.....282,234	.....30,840	.....37,793	.....5,311	.....368,077	.....177	.....724,432	.....0	.....325,635	.....0	.....398,797	.....0
<b>Authorized Other U.S. Unaffiliated Insurers</b>																			
13-5358230	24678...	Arrowood Ind Co.....	DE.....		.....	.....7	.....	.....36	.....	.....(2)	.....	.....	.....	.....42	.....	.....	.....	.....42	.....
23-1502700	21970...	Bedivere Ins Co.....	PA.....		.....	.....	.....91	.....	.....	.....(5)	.....5	.....	.....	.....91	.....	.....	.....	.....91	.....
51-0400307	10391...	Berkshire Hathaway Direct Ins Co.....	NE.....		.....	.....82	.....	.....160	.....	.....(8)	.....5	.....	.....	.....240	.....	.....	.....	.....240	.....
39-0264050	21458...	Employers Ins Of Wausau.....	WI.....		.....	.....26	.....	.....134	.....	.....(7)	.....1	.....	.....	.....154	.....	.....	.....	.....154	.....
42-0234980	21415...	Employers Mut Cas Co.....	IA.....		.....	.....2	.....	.....2	.....	.....(0)	.....	.....	.....	.....4	.....	.....	.....	.....4	.....
05-0316605	21482...	Factory Mut Ins Co.....	RI.....		.....	.....10	.....	.....82	.....	.....(4)	.....3	.....	.....	.....90	.....	.....	.....	.....90	.....
06-1325038	39136...	Finial Reins Co.....	CT.....		.....	.....(1)	.....	.....0	.....	.....(0)	.....	.....	.....	.....(1)	.....	.....	.....	.....(1)	.....8
04-1543470	23043...	Liberty Mut Ins Co.....	MA.....		.....	.....(123)	.....	.....51	.....	.....(3)	.....1	.....	.....	.....(74)	.....	.....	.....	.....(74)	.....
38-0865250	11991...	National Cas Co.....	OH.....		.....	.....	.....29	.....	.....	.....(1)	.....1	.....	.....	.....28	.....	.....	.....	.....28	.....
06-1053492	41629...	New England Reins Corp.....	CT.....		.....	.....36	.....	.....1,068	.....	.....(54)	.....9	.....	.....	.....1,059	.....	.....	.....	.....1,059	.....
39-0333950	24988...	Sentry Ins A Mut Co.....	WI.....		.....	.....(5)	.....	.....13	.....	.....(1)	.....	.....	.....	.....7	.....	.....	.....	.....7	.....
13-2997499	38776...	Sirius America Ins Co.....	NY.....		.....	.....7	.....	.....188	.....	.....(9)	.....5	.....	.....	.....191	.....	.....	.....	.....191	.....
13-2554270	11126...	Sompo America Ins Co.....	NY.....		.....	.....13	.....	.....3	.....	.....(0)	.....	.....	.....	.....15	.....	.....	.....	.....15	.....
75-1670124	38318...	Starr Indemnity & Liability Co.....	TX.....		.....	.....60	.....	.....45	.....	.....(2)	.....3	.....	.....	.....105	.....	.....	.....	.....105	.....
13-1675535	25364...	Swiss Reins America Corp.....	NY.....		.....	.....40	.....	.....231	.....	.....(12)	.....7	.....	.....	.....266	.....	.....	.....	.....266	.....
94-1517098	25534...	TIG Insurance Company.....	CA.....		.....	.....	.....30,806	.....1,136	.....	.....5,415	.....621	.....	.....	.....37,978	.....	.....	.....	.....37,978	.....
13-2918573	42439...	Toa Re Ins Co of Amer.....	DE.....		.....	.....1	.....	.....146	.....	.....(7)	.....1	.....	.....	.....141	.....	.....	.....	.....141	.....
13-4032666	10945...	Tokio Marine Amer Ins Co.....	NY.....		.....	.....3	.....	.....62	.....	.....(3)	.....1	.....	.....	.....62	.....	.....	.....	.....62	.....
0999999	Total Authorized Other U.S. Unaffiliated Insurers.....				.....0	.....159	.....0	.....33,148	.....1,136	.....5,297	.....661	.....0	.....0	.....40,401	.....0	.....0	.....0	.....40,401	.....8
<b>Authorized Other Non-U.S. Insurers</b>																			
AA-1340085	00000...	E+S Rückversicherung AG.....	DEU..		.....	.....0	.....	.....2	.....	.....(0)	.....	.....	.....	.....2	.....	.....	.....	.....2	.....
AA-1340125	00000...	Hannover Ruck SE.....	DEU..		.....	.....(3)	.....	.....104	.....	.....(5)	.....5	.....	.....	.....100	.....	.....	.....	.....100	.....1
1299999	Total Authorized Other Non-U.S. Insurers.....				.....0	.....(3)	.....0	.....106	.....0	.....(5)	.....5	.....0	.....0	.....102	.....0	.....0	.....0	.....102	.....1
1499999	Total Authorized Excluding Protected Cells.....				.....801,565	.....155	.....0	.....315,488	.....31,976	.....43,085	.....5,977	.....368,077	.....177	.....764,935	.....0	.....325,635	.....0	.....439,300	.....9

### SCHEDULE F - PART 3

Ceded Reinsurance as of December 31, Current Year (\$000 Omitted)

1 ID Number	2 NAIC Company Code	3 Name of Reinsurer	4 Domi- ciliary Juris- diction	5 Special Code	6 Reinsurance Premiums Ceded	Reinsurance Recoverable on									16 Amount in Dispute Included in Column 15	Reinsurance Payable		19 Net Amount Recoverable from Reinsurers (Cols. 15 - [17 + 18])	20 Funds Held by Company Under Reinsurance Treaties
						7 Paid Losses	8 Paid LAE	9 Known Case Loss Reserves	10 Known Case LAE Reserves	11 IBNR Loss Reserves	12 IBNR LAE Reserves	13 Unearned Premiums	14 Contingent Commissions	15 Col. 7 through 14 Totals		17 Ceded Balances Payable	18 Other Amounts Due to Reinsurers		
<b>Unauthorized Other U.S. Unaffiliated Insurers</b>																			
06-0237820	20699	Ace Prop & Cas Ins Co.....	PA			28		99		(5)	2			124				124	
36-2994662	36552	Coliseum Reins Co.....	DE			13		126		(6)				133				133	
38-2145898	33499	Dorinco Reins Co.....	MI			4		18		(1)				21				21	
22-2005057	26921	Everest Reins Co.....	DE			31		37		(2)				66				66	
13-2919779	18333	Peerless Indemnity Ins Co.....	IL			1		1		(0)				2				2	
04-1027270	20613	Sparta Ins Co.....	CT			58		26		(1)				83				83	
22-3590451	40045	Starnet Ins Co.....	IA			47		103		(5)				145				145	
06-0566050	25658	Travelers Indemnity Co.....	CT					7		(0)				7				7	
59-1753535	40495	US Branch of Hamburg International Rein Co.....	FL											0				0	1
48-0921045	39845	Westport Ins Corp.....	MO			(0)								(0)				(0)	
2399999	Total Unauthorized Other U.S. Unaffiliated Insurers.....				0	182	0	418	0	(21)	2	0	0	581	0	0	0	581	1
<b>Unauthorized Other Non-U.S. Insurers</b>																			
AA-1580015	00000	Aioi Nissay Dowa Ins Co Ltd.....	JPN			13		138		(7)	1			145				145	1
AA-1440035	00000	Aterforsikring Ab Luap.....	SWE											0				0	3
AA-1244102	00000	Axa Belgium.....	BEL			4		73		(4)				73				73	
AA-3190074	00000	Bristol Reins Co Ltd.....	BMU			11								11				11	
AA-1320060	00000	Caisse Mut D Assurances et De Prevoyance.....	FRA											0				0	
AA-3190180	00000	Catalina General Ins Ltd.....	BMU			10		21		(1)				29				29	
AA-1320035	00000	Colisee Re.....	FRA			3		8		(0)				11				11	13
AA-3190001	00000	Curtis Bay Ins Co Ltd.....	BMU			2		29		(1)				30				30	
AA-1120355	00000	CX Reins Co Ltd.....	GBR			(0)								(0)				(0)	
AA-1120495	00000	Dominion Insurance Co Ltd.....	GBR			1								1				1	
AA-1220030	00000	Erste Allgemeine Vers AG.....	AUT					0		(0)				0				0	
AA-1240006	00000	Fortis Ins Belgium.....	BEL			27		298		(15)	5			314				314	243
AA-1220027	00000	Generali Holding Vienna Ag.....	AUT			2		33		(2)				34				34	
AA-1360020	00000	Generali Italia S.P.A.....	ITA			3		61		(3)				61				61	
AA-1930320	00000	Govern Ins Office of New S Wales.....	AUS			(0)								(0)				(0)	
AA-1220040	00000	Grazer Wechselseitige Versicherung.....	AUT											0				0	0
AA-1340129	00000	Hanseatica Ruckversicherungs AG.....	DEU			0		26		(1)				25				25	

22.1

**SCHEDULE F - PART 3**

Ceded Reinsurance as of December 31, Current Year (\$000 Omitted)

1 ID Number	2 NAIC Company Code	3 Name of Reinsurer	4 Domiciliary Jurisdiction	5 Special Code	6 Reinsurance Premiums Ceded	Reinsurance Recoverable on									16 Amount in Dispute Included in Column 15	Reinsurance Payable		19 Net Amount Recoverable from Reinsurers (Cols. 15 - [17 + 18])	20 Funds Held by Company Under Reinsurance Treaties
						7 Paid Losses	8 Paid LAE	9 Known Case Loss Reserves	10 Known Case LAE Reserves	11 IBNR Loss Reserves	12 IBNR LAE Reserves	13 Unearned Premiums	14 Contingent Commissions	15 Col. 7 through 14 Totals		17 Ceded Balances Payable	18 Other Amounts Due to Reinsurers		
AA-1120812	00000	Insurance Corp of Singapore (UK) Ltd	GBR			(0)									(0)			(0)	
AA-3190432	00000	Insuratex Ltd	BMU			.2		.11		(.1)					.12			.12	
AA-1720092	00000	Keskinainen Vakuutusyhtio Tapiola	FIN			.5		.31		(.2)	.1				.36			.36	
AA-1122000	00000	Lloyds of London	GBR			(0)									(0)			(0)	
AA-1121410	00000	Mitsui Sumitomo Ins Co (Europe) Ltd	GBR			.0		.16		(.1)					.15			.15	
AA-1320265	00000	PartnerRE SA	FRA			.42		.209		(.11)	.3				.243			.243	
AA-3190129	00000	Paumanock Ins Co Ltd	BMU			.21									.21			.21	
AA-3190134	00000	PMG Assur Ltd	BMU			.2		.30		(.2)					.30			.30	
AA-1120145	00000	QBE Reins (UK) Ltd	GBR			.1		.1		(.0)					.1			.1	
AA-1340201	00000	Rheinland Vers Ag	DEU			.1		.28		(.1)					.28			.28	
AA-1120465	00000	Riverstone Ins (UK) Ltd	GBR												.0			.0	.1
AA-1569750	00000	Scottish and York Holdings	CAN			.10									.10			.10	
AA-1580110	00000	Sompo Japan Nipponkoa Ins Inc	JPN			.229		.267		(.13)	.2				.485			.485	
AA-1441000	00000	Sverige Reins Co	SWE					.31		(.2)	.1				.31			.31	
AA-1580100	00000	Tokio Marine & Nichido Fire Ins Co Ltd	JPN					.59		(.3)	.4				.60			.60	
AA-1121445	00000	Tokio Marine Kiln Ins Ltd	GBR			.184		.41		(.2)	.2				.224			.224	
AA-5760040	00000	Overseas Union Ins Ltd	SGP			(0)									(0)			(0)	
AA-1340265	00000	Wüstenrot & Württembergische AG	DEU												.0			.0	.0
2699999		Total Unauthorized Other Non-U.S. Insurers			.0	.571	.0	1,412	.0	(71)	.19	.0	.0	1,930	.0	.0	.0	1,930	.261
2899999		Total Unauthorized Excluding Protected Cells			.0	.753	.0	1,830	.0	(92)	.21	.0	.0	2,511	.0	.0	.0	2,511	.262
4399999		Total Authorized, Unauthorized and Certified Excluding Protected Cells			801,565	.908	.0	317,318	31,976	42,992	5,997	368,077	.177	767,445	.0	325,635	.0	441,811	.271
9999999		Totals (Sum of 4399999 and 4499999)			801,565	.908	.0	317,318	31,976	42,992	5,997	368,077	.177	767,445	.0	325,635	.0	441,811	.271

22.2

**SCHEDULE F - PART 3 (Continued)**

Ceded Reinsurance as of December 31, Current Year (\$000 Omitted)

(Credit Risk)

ID Number from Col. 1	Name of Reinsurer from Col. 3	Collateral				25 Total Funds Held, Payables & Collateral	26 Net Recoverable Net of Funds Held & Collateral	27 Applicable Sch. F Penalty (Col. 78)	Ceded Reinsurance Credit Risk								
		21 Multiple Beneficiary Trusts	22 Letters of Credit	23 Issuing or Confirming Bank Reference Number	24 Single Beneficiary Trusts & Other Allowable Collateral				28 Total Amount Recoverable from Reinsurers Less Penalty (Cols. 15 - 27)	29 Stressed Recoverable (Col. 28 * 120%)	30 Reinsurance Payable & Funds Held (Cols. 17 + 18 + 20; Not in Excess of Col. 29)	31 Stressed Net Recoverable (Cols. 29 - 30)	32 Total Collateral (Cols. 21 + 22 + 24; Not in Excess of Col. 31)	33 Stressed Net Recoverable Net of Collateral Offsets (Cols. 31 - 32)	34 Reinsurer Designation Equivalent	35 Credit Risk on Collateralized Recoverables (Col. 32 * Factor Applicable to Reinsurer Designation Equivalent in Col. 34)	36 Credit Risk on Uncollateralized Recoverables (Col. 33 * Factor Applicable to Reinsurer Designation Equivalent in Col. 34)
<b>Authorized Affiliates-U.S. Non-Pool - Other</b>																	
13-2725441	Metropolitan Property and Casualty Insurance Company...					325,635	398,797	0	XXX	XXX	XXX	XXX	XXX	XXX	XXX	XXX	XXX
0399999	Total Authorized Affiliates - U.S. Non-Pool - Other.....	0	0	XXX	0	325,635	398,797	0	XXX	XXX	XXX	XXX	XXX	XXX	XXX	XXX	XXX
0499999	Total Authorized Affiliates - U.S. Non-Pool - Total.....	0	0	XXX	0	325,635	398,797	0	XXX	XXX	XXX	XXX	XXX	XXX	XXX	XXX	XXX
0899999	Total Authorized Affiliates.....	0	0	XXX	0	325,635	398,797	0	0	0	0	0	0	0	0	0	0
<b>Authorized Other U.S. Unaffiliated Insurers</b>																	
13-5358230	Arrowood Ind Co.....					0	42	8	33	40	0	40	0	40	7	0	4
23-1502700	Bedivere Ins Co.....					0	91	0	91	109	0	109	0	109	7	0	11
51-0400307	Berkshire Hathaway Direct Ins Co.....					0	240	48	192	230	0	230	0	230	1	0	8
39-0264050	Employers Ins Of Wausau.....					0	154	31	123	148	0	148	0	148	3	0	7
42-0234980	Employers Mut Cas Co.....					0	4	1	3	4	0	4	0	4	3	0	0
05-0316605	Factory Mut Ins Co.....					0	90	18	72	87	0	87	0	87	2	0	4
06-1325038	Finial Reins Co.....					(1)	0	0	0	0	0	0	0	0	4	0	0
04-1543470	Liberty Mut Ins Co.....					(74)	0	0	0	0	0	0	0	0	3	0	0
38-0865250	National Cas Co.....					0	28	0	28	34	0	34	0	34	2	0	1
06-1053492	New England Reins Corp.....					0	1,059	212	848	1,017	0	1,017	0	1,017	7	0	102
39-0333950	Sentry Ins A Mut Co.....					0	7	0	7	9	0	9	0	9	2	0	0
13-2997499	Sirius America Ins Co.....					0	191	38	153	184	0	184	0	184	3	0	9
13-2554270	Sompo America Ins Co.....					0	15	3	12	14	0	14	0	14	2	0	1
75-1670124	Starr Indemnity & Liability Co.....					0	105	21	84	101	0	101	0	101	3	0	5
13-1675535	Swiss Reins America Corp.....					0	266	53	213	255	0	255	0	255	2	0	10
94-1517098	TIG Insurance Company.....					0	37,978	0	37,978	45,574	0	45,574	0	45,574	7	0	4,557
13-2918573	Toa Re Ins Co of Amer.....					0	141	28	113	136	0	136	0	136	3	0	7
13-4032666	Tokio Marine Amer Ins Co.....					0	62	12	50	60	0	60	0	60	1	0	2
0999999	Total Authorized Other U.S. Unaffiliated Insurers.....	0	0	XXX	0	(74)	40,475	474	40,001	48,002	0	48,002	0	48,002	XXX	0	4,728
<b>Authorized Other Non-U.S. Insurers</b>																	
AA-1340085	E+S Rückversicherung AG.....					0	2	0	1	2	0	2	0	2	2	0	0
AA-1340125	Hannover Ruck SE.....					1	99	0	100	120	1	119	0	119	2	0	5
1299999	Total Authorized Other Non-U.S. Insurers.....	0	0	XXX	0	1	101	0	102	122	1	121	0	121	XXX	0	5
1499999	Total Authorized Excluding Protected Cells.....	0	0	XXX	0	325,561	439,373	474	40,103	48,124	1	48,123	0	48,123	XXX	0	4,733

**SCHEDULE F - PART 3 (Continued)**  
 Ceded Reinsurance as of December 31, Current Year (\$000 Omitted)  
 (Credit Risk)

ID Number from Col. 1	Name of Reinsurer from Col. 3	Collateral				25 Total Funds Held, Payables & Collateral	26 Net Recoverable Net of Funds Held & Collateral	27 Applicable Sch. F Penalty (Col. 78)	Ceded Reinsurance Credit Risk								
		21 Multiple Beneficiary Trusts	22 Letters of Credit	23 Issuing or Confirming Bank Reference Number	24 Single Beneficiary Trusts & Other Allowable Collateral				28 Total Amount Recoverable from Reinsurers Less Penalty (Cols. 15 - 27)	29 Stressed Recoverable (Col. 28 * 120%)	30 Reinsurance Payable & Funds Held (Cols. 17 + 18 + 20; Not in Excess of Col. 29)	31 Stressed Net Recoverable (Cols. 29 - 30)	32 Total Collateral (Cols. 21 + 22 + 24; Not in Excess of Col. 31)	33 Stressed Net Recoverable Net of Collateral Offsets (Cols. 31 - 32)	34 Reinsurer Designation Equivalent	35 Credit Risk on Collateralized Recoverables (Col. 32 * Factor Applicable to Reinsurer Designation Equivalent in Col. 34)	36 Credit Risk on Uncollateralized Recoverables (Col. 33 * Factor Applicable to Reinsurer Designation Equivalent in Col. 34)
<b>Unauthorized Other U.S. Unaffiliated Insurers</b>																	
06-0237820.	Ace Prop & Cas Ins Co.....					0	124	124	0	0	0	0	0	0	0	1	0
36-2994662.	Coliseum Reins Co.....					0	133	133	0	0	0	0	0	0	0	6	0
38-2145898.	Dorinco Reins Co.....		41	0001		21	0	1	20	24	0	24	24	0	3	1	0
22-2005057.	Everest Reins Co.....					0	66	66	0	0	0	0	0	0	2	0	0
13-2919779.	Peerless Indemnity Ins Co.....					0	2	2	0	0	0	0	0	0	3	0	0
04-1027270.	Sparta Ins Co.....					0	83	83	0	0	0	0	0	0	6	0	0
22-3590451.	Starnet Ins Co.....					0	145	145	0	0	0	0	0	0	2	0	0
06-0566050.	Travelers Indemnity Co.....					0	7	7	0	0	0	0	0	0	1	0	0
59-1753535.	US Branch of Hamburg International Rein Co.....		63	0002		0	0	0	0	0	0	0	0	0	6	0	0
48-0921045.	Westport Ins Corp.....					(0)	0	0	0	0	0	0	0	0	2	0	0
2399999.	Total Unauthorized Other U.S. Unaffiliated Insurers.....	0	104	XXX	0	21	560	560	20	24	0	24	24	0	XXX	1	0
<b>Unauthorized Other Non-U.S. Insurers</b>																	
AA-1580015	Aioi Nissay Dowa Ins Co Ltd.....		363	0003		145	0	2	143	171	1	171	171	0	2	7	0
AA-1440035	Aterforsikring Ab Luap.....					0	0	0	0	0	0	0	0	0	6	0	0
AA-1244102	Axa Belgium.....		180	0004		73	0	1	73	87	0	87	87	0	6	4	0
AA-3190074	Bristol Reins Co Ltd.....					0	11	11	0	0	0	0	0	0	6	0	0
AA-1320060	Caisse Mut D Assurances et De Prevoyance.....		72	0005		0	0	0	0	0	0	0	0	0	6	0	0
AA-3190180	Catalina General Ins Ltd.....		87	0006		29	0	2	27	33	0	33	33	0	6	2	0
AA-1320035	Colisee Re.....		238	0007, 00		11	0	1	10	12	12	0	0	0	6	0	0
AA-3190001	Curtis Bay Ins Co Ltd.....		49	0009		30	0	0	29	35	0	35	35	0	6	2	0
AA-1120355	CX Reins Co Ltd.....					(0)	0	0	0	0	0	0	0	0	6	0	0
AA-1120495	Dominion Insurance Co Ltd.....					0	1	1	0	0	0	0	0	0	6	0	0
AA-1220030	Erste Allgemeine Vers AG.....		39	0010		0	0	0	0	0	0	0	0	0	6	0	0
AA-1240006	Fortis Ins Belgium.....		452	0011		314	0	5	309	371	243	128	128	0	6	6	0
AA-1220027	Generali Holding Vienna Ag.....					0	34	34	0	0	0	0	0	0	6	0	0
AA-1360020	Generali Italia S.P.A.....		130	0012		61	0	1	61	73	0	73	73	0	3	4	0
AA-1930320	Govern Ins Office of New S Wales.....		0	0013		(0)	0	0	0	0	0	0	0	0	6	0	0
AA-1220040	Grazer Wechselseitige Versicherung.....					0	0	0	0	0	0	0	0	0	6	0	0

23.1

### SCHEDULE F - PART 3 (Continued)

Ceded Reinsurance as of December 31, Current Year (\$000 Omitted)

(Credit Risk)

ID Number from Col. 1	Name of Reinsurer from Col. 3	Collateral				25 Total Funds Held, Payables & Collateral	26 Net Recoverable Net of Funds Held & Collateral	27 Applicable Sch. F Penalty (Col. 78)	Ceded Reinsurance Credit Risk								
		21 Multiple Beneficiary Trusts	22 Letters of Credit	23 Issuing or Confirming Bank Reference Number	24 Single Beneficiary Trusts & Other Allowable Collateral				28 Total Amount Recoverable from Reinsurers Less Penalty (Cols. 15 - 27)	29 Stressed Recoverable (Col. 28 * 120%)	30 Reinsurance Payable & Funds Held (Cols. 17 + 18 + 20; Not in Excess of Col. 29)	31 Stressed Net Recoverable (Cols. 29 - 30)	32 Total Collateral (Cols. 21 + 22 + 24; Not in Excess of Col. 31)	33 Stressed Net Recoverable Net of Collateral Offsets (Cols. 31 - 32)	34 Reinsurer Designation Equivalent	35 Credit Risk on Collateralized Recoverables (Col. 32 * Factor Applicable to Reinsurer Designation Equivalent in Col. 34)	36 Credit Risk on Uncollateralized Recoverables (Col. 33 * Factor Applicable to Reinsurer Designation Equivalent in Col. 34)
AA-1340129	Hanseatica Ruckversicherungs AG.....		32	0014		25	0	0	25	30	0	30	30	0	6	2	0
AA-1120812	Insurance Corp of Singapore (UK) Ltd.....					(0)	0	0	0	0	0	0	0	0	6	0	0
AA-3190432	Insuratex Ltd.....		25	0015		12	0	0	12	14	0	14	14	0	6	1	0
AA-1720092	Keskinainen Vakuutusyhtio Tapiola.....					0	36	36	0	0	0	0	0	0	6	0	0
AA-1122000	Lloyds of London.....					(0)	0	0	0	0	0	0	0	0	3	0	0
AA-1121410	Mitsui Sumitomo Ins Co (Europe) Ltd.....					0	15	15	0	0	0	0	0	0	6	0	0
AA-1320265	PartnerRE SA.....		545	0016		243	0	8	235	282	0	282	282	0	6	14	0
AA-3190129	Paumanock Ins Co Ltd.....					0	21	21	0	0	0	0	0	0	6	0	0
AA-3190134	PMG Assur Ltd.....		107	0017		30	0	0	30	35	0	35	35	0	3	2	0
AA-1120145	QBE Reins (UK) Ltd.....		22	0018		1	0	0	1	2	0	2	2	0	3	0	0
AA-1340201	Rheinland Vers Ag.....					0	28	28	0	0	0	0	0	0	6	0	0
AA-1120465	Riverstone Ins (UK) Ltd.....					0	0	0	0	0	0	0	0	0	6	0	0
AA-1569750	Scottish and York Holdings.....					0	10	10	0	0	0	0	0	0	3	0	0
AA-1580110	Sompo Japan Nipponkoa Ins Inc.....		533	0019		485	0	43	442	531	0	531	531	0	2	22	0
AA-1441000	Sverige Reins Co.....		144	0020		31	0	0	31	37	0	37	37	0	6	2	0
AA-1580100	Tokio Marine & Nichido Fire Ins Co Ltd.....					0	60	60	0	0	0	0	0	0	1	0	0
AA-1121445	Tokio Marine Kiln Ins Ltd.....					0	224	224	0	0	0	0	0	0	6	0	0
AA-5760040	Overseas Union Ins Ltd.....					(0)	0	0	0	0	0	0	0	0	6	0	0
AA-1340265	Wüstenrot & Württembergische AG.....					0	0	0	0	0	0	0	0	0	6	0	0
2699999	Total Unauthorized Other Non-U.S. Insurers.....	0	3,019	XXX	0	1,490	440	503	1,428	1,714	256	1,458	1,458	0	XXX	66	0
2899999	Total Unauthorized Excluding Protected Cells.....	0	3,124	XXX	0	1,511	1,000	1,063	1,448	1,738	256	1,482	1,482	0	XXX	68	0
4399999	Total Authorized, Unauthorized & Certified Excl Prot Cells.....	0	3,124	XXX	0	327,072	440,373	1,538	41,551	49,862	257	49,605	1,482	48,123	XXX	68	4,733
9999999	Totals (Sum of 4399999 and 4499999).....	0	3,124	XXX	0	327,072	440,373	1,538	41,551	49,862	257	49,605	1,482	48,123	XXX	68	4,733

**SCHEDULE F - PART 3 (Continued)**

Ceded Reinsurance as of December 31, Current Year (\$000 Omitted)

(Aging of Ceded Reinsurance)

ID Number from Col. 1	Name of Reinsurer from Col. 3	Reinsurance Recoverable on Paid Losses and Paid Loss Adjustment Expenses						43	44	45	46	47	48	49	50	51	52	53
		37	Overdue															
			38	39	40	41	42											
Current	1 - 29 Days	30 - 90 Days	91 - 120 Days	Over 120 Days	Total Overdue (Cols. 38 + 39 + 40 +41)	Total Due Cols. 37 + 42 (In Total Should Equal Cols. 7 + 8)	Total Recoverable on Paid Losses & LAE Amounts in Dispute Included in Col. 43	Recoverable on Paid Losses & LAE Over 90 Days Past Due Amounts in Dispute Included in Cols. 40 & 41	Total Recoverable on Paid Losses & LAE Amounts Not in Dispute (Cols. 43 - 44)	Recoverable on Paid Losses & LAE Over 90 Days Past Due Amounts Not in Dispute (Cols. 40 + 41 - 45)	Amounts Received Prior 90 Days	Percentage Overdue (Col. 42 / Col. 43)	Percentage of Amounts More Than 90 Days Overdue Not in Dispute (Col. 47 /(Cols. 46 + 48))	Percentage More Than 120 Days Overdue (Col. 41 / Col. 43)	Is the Amount in Col. 50 Less than 20%? (Yes or No)	Amounts in Col. 47 for Reinsurers with Values Less Than 20% in Col. 50		
<b>Authorized Affiliates-U.S. Non-Pool - Other</b>																		
13-2725441	Metropolitan Property and Casualty Insurance Company...	.....	.....	.....	.....	.....0	.....0	.....	.....	.....0	.....0	.....	.....0.0	.....0.0	.....0.0	YES...	.....0	
0399999	Total Authorized Affiliates - U.S. Non-Pool - Other.....	.....0	.....0	.....0	.....0	.....0	.....0	.....	.....	.....0	.....0	.....	.....0.0	.....0.0	.....0.0	...XXX.	.....0	
0499999	Total Authorized Affiliates - U.S. Non-Pool - Total.....	.....0	.....0	.....0	.....0	.....0	.....0	.....	.....	.....0	.....0	.....	.....0.0	.....0.0	.....0.0	...XXX.	.....0	
0899999	Total Authorized Affiliates.....	.....0	.....0	.....0	.....0	.....0	.....0	.....	.....	.....0	.....0	.....	.....0.0	.....0.0	.....0.0	...XXX.	.....0	
<b>Authorized Other U.S. Unaffiliated Insurers</b>																		
13-5358230	Arrowood Ind Co.....	.....0	.....0	.....	.....7	.....7	.....7	.....	.....	.....7	.....7	.....	.....98.6	.....93.2	.....93.2	NO.....	.....0	
23-1502700	Bedivere Ins Co.....	.....	.....	.....	.....	.....0	.....0	.....	.....	.....0	.....0	.....	.....0.0	.....0.0	.....0.0	YES.....	.....0	
51-0400307	Berkshire Hathaway Direct Ins Co.....	.....1	.....4	.....	.....77	.....81	.....82	.....	.....	.....82	.....77	.....	.....98.6	.....93.2	.....93.2	NO.....	.....0	
39-0264050	Employers Ins Of Wausau.....	.....0	.....1	.....	.....24	.....26	.....26	.....	.....	.....26	.....24	.....	.....98.6	.....93.2	.....93.2	NO.....	.....0	
42-0234980	Employers Mut Cas Co.....	.....0	.....0	.....	.....2	.....2	.....2	.....	.....	.....2	.....2	.....	.....98.6	.....93.2	.....93.2	NO.....	.....0	
05-0316605	Factory Mut Ins Co.....	.....0	.....1	.....	.....9	.....9	.....10	.....	.....	.....10	.....9	.....	.....98.6	.....93.2	.....93.2	NO.....	.....0	
06-1325038	Finial Reins Co.....	.....(0)	.....(0)	.....	.....(1)	.....(1)	.....(1)	.....	.....	.....(1)	.....0	.....	.....98.6	.....0.0	.....93.1	YES.....	.....0	
04-1543470	Liberty Mut Ins Co.....	.....(2)	.....(7)	.....	.....(115)	.....(122)	.....(123)	.....	.....	.....(123)	.....0	.....	.....98.6	.....0.0	.....93.2	YES.....	.....0	
38-0865250	National Cas Co.....	.....	.....	.....	.....	.....0	.....0	.....	.....	.....0	.....0	.....	.....0.0	.....0.0	.....0.0	YES.....	.....0	
06-1053492	New England Reins Corp.....	.....0	.....2	.....	.....34	.....36	.....36	.....	.....	.....36	.....34	.....	.....98.6	.....93.2	.....93.2	NO.....	.....0	
39-0333950	Sentry Ins A Mut Co.....	.....(0)	.....(0)	.....	.....(5)	.....(5)	.....(5)	.....	.....	.....(5)	.....0	.....	.....98.6	.....0.0	.....93.2	YES.....	.....0	
13-2997499	Sirius America Ins Co.....	.....0	.....0	.....	.....7	.....7	.....7	.....	.....	.....7	.....7	.....	.....98.6	.....93.2	.....93.2	NO.....	.....0	
13-2554270	Sompo America Ins Co.....	.....0	.....1	.....	.....12	.....12	.....13	.....	.....	.....13	.....12	.....	.....98.6	.....93.2	.....93.2	NO.....	.....0	
75-1670124	Starr Indemnity & Liability Co.....	.....1	.....3	.....	.....56	.....59	.....60	.....	.....	.....60	.....56	.....	.....98.6	.....93.2	.....93.2	NO.....	.....0	
13-1675535	Swiss Reins America Corp.....	.....1	.....2	.....	.....37	.....39	.....40	.....	.....	.....40	.....37	.....	.....98.6	.....93.2	.....93.2	NO.....	.....0	
94-1517098	TIG Insurance Company.....	.....	.....	.....	.....	.....0	.....0	.....	.....	.....0	.....0	.....	.....0.0	.....0.0	.....0.0	YES.....	.....0	
13-2918573	Toa Re Ins Co of Amer.....	.....0	.....0	.....	.....1	.....1	.....1	.....	.....	.....1	.....1	.....	.....98.6	.....93.2	.....93.2	NO.....	.....0	
13-4032666	Tokio Marine Amer Ins Co.....	.....0	.....0	.....	.....3	.....3	.....3	.....	.....	.....3	.....3	.....	.....98.6	.....93.2	.....93.2	NO.....	.....0	
0999999	Total Authorized Other U.S. Unaffiliated Insurers.....	.....2	.....0	.....9	.....148	.....156	.....159	.....0	.....0	.....159	.....268	.....0	.....98.6	.....169.0	.....93.2	...XXX.	.....0	
<b>Authorized Other Non-U.S. Insurers</b>																		
AA-1340085	E+S Rückversicherung AG.....	.....0	.....0	.....	.....0	.....0	.....0	.....	.....	.....0	.....0	.....	.....98.5	.....93.4	.....93.4	NO.....	.....0	
AA-1340125	Hannover Ruck SE.....	.....(0)	.....(0)	.....	.....(3)	.....(3)	.....(3)	.....	.....	.....(3)	.....0	.....	.....98.6	.....0.0	.....93.2	YES.....	.....0	
1299999	Total Authorized Other Non-U.S. Insurers.....	.....(0)	.....(0)	.....	.....(3)	.....(3)	.....(3)	.....0	.....0	.....(3)	.....0	.....	.....98.6	.....0.0	.....93.2	...XXX.	.....0	
1499999	Total Authorized Excluding Protected Cells.....	.....2	.....0	.....8	.....145	.....153	.....155	.....0	.....0	.....155	.....268	.....0	.....98.6	.....172.5	.....93.2	...XXX.	.....0	



**SCHEDULE F - PART 3 (Continued)**

Ceded Reinsurance as of December 31, Current Year (\$000 Omitted)

(Aging of Ceded Reinsurance)

ID Number from Col. 1	Name of Reinsurer from Col. 3	Reinsurance Recoverable on Paid Losses and Paid Loss Adjustment Expenses						44  Total Recoverable on Paid Losses & LAE Amounts in Dispute Included in Col. 43	45  Recoverable on Paid Losses & LAE Over 90 Days Past Due Amounts in Dispute Included in Cols. 40 & 41	46  Total Recoverable on Paid Losses & LAE Amounts Not in Dispute (Cols. 43 - 44)	47  Recoverable on Paid Losses & LAE Over 90 Days Past Due Amounts Not in Dispute (Cols. 40 + 41 - 45)	48  Amounts Received Prior 90 Days	49  Percentage Overdue (Col. 42 / Col. 43)	50  Percentage of Amounts More Than 90 Days Overdue Not in Dispute (Col. 47 / [Cols. 46 + 48])	51  Percentage More Than 120 Days Overdue (Col. 41 / Col. 43)	52  Is the Amount in Col. 50 Less than 20%? (Yes or No)	53  Amounts in Col. 47 for Reinsurers with Values Less Than 20% in Col. 50
		37	Overdue				43  Total Due Cols. 37 + 42 (In Total Should Equal Cols. 7 + 8)										
		Current	38 1 - 29 Days	39 30 - 90 Days	40 91 - 120 Days	41 Over 120 Days											
<b>Unauthorized Other U.S. Unaffiliated Insurers</b>																	
06-0237820.	Ace Prop & Cas Ins Co.....	.....0	.....2	.....	.....26	.....28	.....28	.....	.....28	.....26	.....	.....98.6	.....93.2	.....93.2	NO.....	.....0	
36-2994662.	Coliseum Reins Co.....	.....0	.....1	.....	.....12	.....13	.....13	.....	.....13	.....12	.....	.....98.6	.....93.2	.....93.2	NO.....	.....0	
38-2145898.	Dorinco Reins Co.....	.....0	.....0	.....	.....3	.....3	.....4	.....	.....4	.....3	.....	.....98.6	.....93.2	.....93.2	NO.....	.....0	
22-2005057.	Everest Reins Co.....	.....0	.....2	.....	.....29	.....30	.....31	.....	.....31	.....29	.....	.....98.6	.....93.2	.....93.2	NO.....	.....0	
13-2919779.	Peerless Indemnity Ins Co.....	.....0	.....0	.....	.....1	.....1	.....1	.....	.....1	.....1	.....	.....98.7	.....93.2	.....93.2	NO.....	.....0	
04-1027270.	Sparta Ins Co.....	.....1	.....3	.....	.....54	.....58	.....58	.....	.....58	.....54	.....	.....98.6	.....93.2	.....93.2	NO.....	.....0	
22-3590451.	Starnet Ins Co.....	.....1	.....3	.....	.....44	.....47	.....47	.....	.....47	.....44	.....	.....98.6	.....93.2	.....93.2	NO.....	.....0	
06-0566050.	Travelers Indemnity Co.....	.....	.....	.....	.....	.....0	.....0	.....	.....0	.....0	.....	.....0.0	.....0.0	.....0.0	YES.....	.....0	
59-1753535.	US Branch of Hamburg International Rein Co.....	.....	.....	.....	.....	.....0	.....0	.....	.....0	.....0	.....	.....0.0	.....0.0	.....0.0	YES.....	.....0	
48-0921045.	Westport Ins Corp.....	.....	.....	.....	.....(0)	.....(0)	.....(0)	.....	.....(0)	.....0	.....	.....100.0	.....0.0	.....100.0	YES.....	.....0	
2399999.	Total Unauthorized Other U.S. Unaffiliated Insurers.....	.....2	.....0	.....10	.....0	.....169	.....179	.....182	.....0	.....0	.....182	.....170	.....98.6	.....93.3	.....93.2	...XXX.....	.....0
<b>Unauthorized Other Non-U.S. Insurers</b>																	
AA-1580015	Aioi Nissay Dowa Ins Co Ltd.....	.....0	.....1	.....	.....12	.....13	.....13	.....	.....13	.....12	.....	.....98.6	.....93.2	.....93.2	NO.....	.....0	
AA-1440035	Aterforsikring Ab Luap.....	.....	.....	.....	.....	.....0	.....0	.....	.....0	.....0	.....	.....0.0	.....0.0	.....0.0	YES.....	.....0	
AA-1244102	Axa Belgium.....	.....0	.....0	.....	.....3	.....4	.....4	.....	.....4	.....3	.....	.....98.6	.....93.2	.....93.2	NO.....	.....0	
AA-3190074	Bristol Reins Co Ltd.....	.....0	.....1	.....	.....10	.....11	.....11	.....	.....11	.....10	.....	.....98.6	.....93.2	.....93.2	NO.....	.....0	
AA-1320060	Caisse Mut D Assurances et De Prevoyance.....	.....	.....	.....	.....	.....0	.....0	.....	.....0	.....0	.....	.....0.0	.....0.0	.....0.0	YES.....	.....0	
AA-3190180	Catalina General Ins Ltd.....	.....0	.....0	.....0	.....9	.....9	.....10	.....	.....10	.....9	.....	.....98.7	.....93.9	.....93.6	NO.....	.....0	
AA-1320035	Colisee Re.....	.....0	.....0	.....	.....3	.....3	.....3	.....	.....3	.....3	.....	.....98.6	.....93.2	.....93.2	NO.....	.....0	
AA-3190001	Curtis Bay Ins Co Ltd.....	.....0	.....0	.....	.....2	.....2	.....2	.....	.....2	.....2	.....	.....98.6	.....93.2	.....93.2	NO.....	.....0	
AA-1120355	CX Reins Co Ltd.....	.....	.....	.....	.....(0)	.....(0)	.....(0)	.....	.....(0)	.....0	.....	.....100.0	.....0.0	.....100.0	YES.....	.....0	
AA-1120495	Dominion Insurance Co Ltd.....	.....0	.....0	.....	.....0	.....1	.....1	.....	.....1	.....0	.....	.....98.6	.....93.3	.....93.3	NO.....	.....0	
AA-1220030	Erste Allgemeine Vers AG.....	.....	.....	.....	.....	.....0	.....0	.....	.....0	.....0	.....	.....0.0	.....0.0	.....0.0	YES.....	.....0	
AA-1240006	Fortis Ins Belgium.....	.....0	.....1	.....	.....25	.....26	.....27	.....	.....27	.....25	.....	.....98.6	.....93.2	.....93.2	NO.....	.....0	
AA-1220027	Generali Holding Vienna Ag.....	.....0	.....0	.....	.....2	.....2	.....2	.....	.....2	.....2	.....	.....98.6	.....93.2	.....93.2	NO.....	.....0	
AA-1360020	Generali Italia S.P.A.....	.....0	.....0	.....	.....3	.....3	.....3	.....	.....3	.....3	.....	.....98.6	.....93.2	.....93.2	NO.....	.....0	
AA-1930320	Govern Ins Office of New S Wales.....	.....(0)	.....(0)	.....	.....(0)	.....(0)	.....(0)	.....	.....(0)	.....0	.....	.....98.5	.....0.0	.....93.0	YES.....	.....0	
AA-1220040	Grazer Wechselseitige Versicherung.....	.....	.....	.....	.....	.....0	.....0	.....	.....0	.....0	.....	.....0.0	.....0.0	.....0.0	YES.....	.....0	

24.1

**SCHEDULE F - PART 3 (Continued)**  
 Ceded Reinsurance as of December 31, Current Year (\$000 Omitted)  
 (Aging of Ceded Reinsurance)

ID Number from Col. 1	Name of Reinsurer from Col. 3	Reinsurance Recoverable on Paid Losses and Paid Loss Adjustment Expenses						44  Total Recoverable on Paid Losses & LAE Amounts in Dispute Included in Col. 43	45  Recoverable on Paid Losses & LAE Over 90 Days Past Due Amounts in Dispute Included in Cols. 40 & 41	46  Total Recoverable on Paid Losses & LAE Amounts Not in Dispute (Cols. 43 - 44)	47  Recoverable on Paid Losses & LAE Over 90 Days Past Due Amounts Not in Dispute (Cols. 40 + 41 - 45)	48  Amounts Received Prior 90 Days	49  Percentage Overdue (Col. 42 / Col. 43)	50  Percentage of Amounts More Than 90 Days Overdue Not in Dispute (Col. 47 / [Cols. 46 + 48])	51  Percentage More Than 120 Days Overdue (Col. 41 / Col. 43)	52  Is the Amount in Col. 50 Less than 20%? (Yes or No)	53  Amounts in Col. 47 for Reinsurers with Values Less Than 20% in Col. 50	
		37	Overdue															43  Total Due Cols. 37 + 42 (In Total Should Equal Cols. 7 + 8)
		Current	38 1 - 29 Days	39 30 - 90 Days	40 91 - 120 Days	41 Over 120 Days	42 Total Overdue (Cols. 38 + 39 + 40 + 41)											
AA-1340129	Hanseatica Ruckversicherungs AG.....					.0	.0	.0	.0	.0		100.0	100.0	100.0	NO	.0		
AA-1120812	Insurance Corp of Singapore (UK) Ltd.....	(0)		(0)		(0)	(0)	(0)		(0)		98.5	.0	93.2	YES	.0		
AA-3190432	Insuratex Ltd.....	.0		.0		.2	.2	.2		.2		98.6	93.2	93.2	NO	.0		
AA-1720092	Keskinainen Vakuutusyhtio Tapiola.....	.0		.0		.5	.5	.5		.5		98.6	93.2	93.2	NO	.0		
AA-1122000	Lloyds of London.....	(0)		(0)		(0)	(0)	(0)		(0)		98.4	.0	93.0	YES	.0		
AA-1121410	Mitsui Sumitomo Ins Co (Europe) Ltd.....	.0		.0		.0	.0	.0		.0		98.8	92.9	92.9	NO	.0		
AA-1320265	PartnerRE SA.....	.1		.2		.39	.41	.42		.42		98.6	93.2	93.2	NO	.0		
AA-3190129	Paumanock Ins Co Ltd.....	.0		.1		.20	.21	.21		.21		98.6	93.2	93.2	NO	.0		
AA-3190134	PMG Assur Ltd.....	.0		.0		.1	.2	.2		.2		98.6	93.2	93.2	NO	.0		
AA-1120145	QBE Reins (UK) Ltd.....	.0		.0		.0	.1	.1		.1		98.7	93.3	93.3	NO	.0		
AA-1340201	Rheinland Vers Ag.....	.0		.0		.1	.1	.1		.1		98.6	93.2	93.2	NO	.0		
AA-1120465	Riverstone Ins (UK) Ltd.....					.0	.0	.0		.0		0.0	0.0	0.0	YES	.0		
AA-1569750	Scottish and York Holdings.....	.0		.1		.9	10	10		10		98.6	93.2	93.2	NO	.0		
AA-1580110	Sompo Japan Nipponkoa Ins Inc.....	.3		12		214	226	229		229		98.6	93.2	93.2	NO	.0		
AA-1441000	Sverige Reins Co.....					.0	.0	.0		.0		0.0	0.0	0.0	YES	.0		
AA-1580100	Tokio Marine & Nichido Fire Ins Co Ltd.....					.0	.0	.0		.0		0.0	0.0	0.0	YES	.0		
AA-1121445	Tokio Marine Kiln Ins Ltd.....	.3		10		171	181	184		184		98.6	93.2	93.2	NO	.0		
AA-5760040	Overseas Union Ins Ltd.....	(0)		(0)		(0)	(0)	(0)		(0)		98.8	0.0	94.0	YES	.0		
AA-1340265	Wüstenrot & Württembergische AG.....					.0	.0	.0		.0		0.0	0.0	0.0	YES	.0		
2699999	Total Unauthorized Other Non-U.S. Insurers.....	.8	.0	31	.0	532	563	571	.0	.0	571	533	.0	98.6	93.4	93.2	..XXX.	.0
2899999	Total Unauthorized Excluding Protected Cells.....	10	.0	41	.0	702	742	753	.0	.0	753	703	.0	98.6	93.4	93.2	..XXX.	.0
4399999	Total Authorized, Unauthorized & Certified Excl Prot Cells.....	12	.0	49	.0	847	896	908	.0	.0	908	971	.0	98.6	106.9	93.2	..XXX.	.0
9999999	Totals (Sum of 4399999 and 4499999).....	12	.0	49	.0	847	896	908	.0	.0	908	971	.0	98.6	106.9	93.2	..XXX.	.0

24.2

**SCHEDULE F - PART 3 (Continued)**

Ceded Reinsurance as of December 31, Current Year (\$000 Omitted)

(Provision for Reinsurance for Certified Reinsurer)

ID Number from Col. 1	Name of Reinsurer from Col. 3	Provision for Certified Reinsurance															
		54	55	56	57	58	59	60	61	62	63	64	65	Complete if Col. 52 = "No"; Otherwise Enter 0			69
		Certified Reinsurer Rating (1 through 6)	Effective Date of Certified Reinsurer Rating	Percent Collateral Required for Full Credit (0% through 100%)	Catastrophe Recoverables Qualifying for Collateral Deferral	Net Recoverables Subject to Collateral Requirements for Full Credit (Col. 19 - Col. 57)	Dollar Amount of Collateral Required (Col. 56 * Col. 58)	Percent of Collateral Provided for Net Recoverables Subject to Collateral Requirements ((Col. 20 + Col. 21 + Col. 22 + Col. 24) / Col. 58)	Percent Credit Allowed on Net Recoverables Subject to Collateral Requirements (Col. 60 / Col. 56, Not to Exceed 100%)	20% of Recoverable on Paid Losses & LAE over 90 Days Past Due Amounts in Dispute (Col. 45 * 20%)	Amount of Credit Allowed for Net Recoverables (Col. 57 + [Col. 58 * Col. 61])	Provision for Reinsurance with Certified Reinsurers Due to Collateral Deficiency (Col. 19 - Col. 63)	20% of Recoverable on Paid Losses & LAE Over 90 Days Past Due Amounts Not in Dispute (Col. 47 * 20%)	Total Collateral Provided (Col. 20 + Col. 21 + Col. 22 + Col. 24 Not to Exceed Col. 63)	Net Unsecured Recoverable for Which Credit is Allowed (Col. 63 - Col. 66)	20% of Amount in Col. 67	Provision for Overdue Reinsurance Ceded to Certified Reinsurers (Greater of [Col. 62 + Col. 65] or Col. 68; Not to Exceed Col. 63)
<b>Authorized Affiliates-U.S. Non-Pool - Other</b>																	
13-2725441	Metropolitan Property and Casualty Insurance Company...	XXX	XXX	XXX	XXX	XXX	XXX	XXX	XXX	XXX	XXX	XXX	XXX	XXX	XXX	XXX	
0399999	Total Authorized Affiliates - U.S. Non-Pool - Other.....	XXX	XXX	XXX	XXX	XXX	XXX	XXX	XXX	XXX	XXX	XXX	XXX	XXX	XXX	XXX	
0499999	Total Authorized Affiliates - U.S. Non-Pool - Total.....	XXX	XXX	XXX	XXX	XXX	XXX	XXX	XXX	XXX	XXX	XXX	XXX	XXX	XXX	XXX	
0899999	Total Authorized Affiliates.....	XXX	XXX	XXX	XXX	XXX	XXX	XXX	XXX	XXX	XXX	XXX	XXX	XXX	XXX	XXX	
<b>Authorized Other U.S. Unaffiliated Insurers</b>																	
13-5358230	Arrowood Ind Co.....	XXX	XXX	XXX	XXX	XXX	XXX	XXX	XXX	XXX	XXX	XXX	XXX	XXX	XXX	XXX	
23-1502700	Bedivere Ins Co.....	XXX	XXX	XXX	XXX	XXX	XXX	XXX	XXX	XXX	XXX	XXX	XXX	XXX	XXX	XXX	
51-0400307	Berkshire Hathaway Direct Ins Co.....	XXX	XXX	XXX	XXX	XXX	XXX	XXX	XXX	XXX	XXX	XXX	XXX	XXX	XXX	XXX	
39-0264050	Employers Ins Of Wausau.....	XXX	XXX	XXX	XXX	XXX	XXX	XXX	XXX	XXX	XXX	XXX	XXX	XXX	XXX	XXX	
42-0234980	Employers Mut Cas Co.....	XXX	XXX	XXX	XXX	XXX	XXX	XXX	XXX	XXX	XXX	XXX	XXX	XXX	XXX	XXX	
05-0316605	Factory Mut Ins Co.....	XXX	XXX	XXX	XXX	XXX	XXX	XXX	XXX	XXX	XXX	XXX	XXX	XXX	XXX	XXX	
06-1325038	Finial Reins Co.....	XXX	XXX	XXX	XXX	XXX	XXX	XXX	XXX	XXX	XXX	XXX	XXX	XXX	XXX	XXX	
04-1543470	Liberty Mut Ins Co.....	XXX	XXX	XXX	XXX	XXX	XXX	XXX	XXX	XXX	XXX	XXX	XXX	XXX	XXX	XXX	
38-0865250	National Cas Co.....	XXX	XXX	XXX	XXX	XXX	XXX	XXX	XXX	XXX	XXX	XXX	XXX	XXX	XXX	XXX	
06-1053492	New England Reins Corp.....	XXX	XXX	XXX	XXX	XXX	XXX	XXX	XXX	XXX	XXX	XXX	XXX	XXX	XXX	XXX	
39-0333950	Sentry Ins A Mut Co.....	XXX	XXX	XXX	XXX	XXX	XXX	XXX	XXX	XXX	XXX	XXX	XXX	XXX	XXX	XXX	
13-2997499	Sirius America Ins Co.....	XXX	XXX	XXX	XXX	XXX	XXX	XXX	XXX	XXX	XXX	XXX	XXX	XXX	XXX	XXX	
13-2554270	Sompo America Ins Co.....	XXX	XXX	XXX	XXX	XXX	XXX	XXX	XXX	XXX	XXX	XXX	XXX	XXX	XXX	XXX	
75-1670124	Starr Indemnity & Liability Co.....	XXX	XXX	XXX	XXX	XXX	XXX	XXX	XXX	XXX	XXX	XXX	XXX	XXX	XXX	XXX	
13-1675535	Swiss Reins America Corp.....	XXX	XXX	XXX	XXX	XXX	XXX	XXX	XXX	XXX	XXX	XXX	XXX	XXX	XXX	XXX	
94-1517098	TIG Insurance Company.....	XXX	XXX	XXX	XXX	XXX	XXX	XXX	XXX	XXX	XXX	XXX	XXX	XXX	XXX	XXX	
13-2918573	Toa Re Ins Co of Amer.....	XXX	XXX	XXX	XXX	XXX	XXX	XXX	XXX	XXX	XXX	XXX	XXX	XXX	XXX	XXX	
13-4032666	Tokio Marine Amer Ins Co.....	XXX	XXX	XXX	XXX	XXX	XXX	XXX	XXX	XXX	XXX	XXX	XXX	XXX	XXX	XXX	
0999999	Total Authorized Other U.S. Unaffiliated Insurers.....	XXX	XXX	XXX	XXX	XXX	XXX	XXX	XXX	XXX	XXX	XXX	XXX	XXX	XXX	XXX	
<b>Authorized Other Non-U.S. Insurers</b>																	
AA-1340085	E+S Rückversicherung AG.....	XXX	XXX	XXX	XXX	XXX	XXX	XXX	XXX	XXX	XXX	XXX	XXX	XXX	XXX	XXX	
AA-1340125	Hannover Ruck SE.....	XXX	XXX	XXX	XXX	XXX	XXX	XXX	XXX	XXX	XXX	XXX	XXX	XXX	XXX	XXX	
1299999	Total Authorized Other Non-U.S. Insurers.....	XXX	XXX	XXX	XXX	XXX	XXX	XXX	XXX	XXX	XXX	XXX	XXX	XXX	XXX	XXX	
1499999	Total Authorized Excluding Protected Cells.....	XXX	XXX	XXX	XXX	XXX	XXX	XXX	XXX	XXX	XXX	XXX	XXX	XXX	XXX	XXX	

**NONE**

## SCHEDULE F - PART 3 (Continued)

Ceded Reinsurance as of December 31, Current Year (\$000 Omitted)  
(Provision for Reinsurance for Certified Reinsurer)

ID Number from Col. 1	Name of Reinsurer from Col. 3	Provision for Certified Reinsurance															69 Provision for Overdue Reinsurance Ceded to Certified Reinsurers (Greater of [Col. 62 + Col. 65] or [Col. 68; Not to Exceed Col. 63])
		54	55	56	57	58	59	60	61	62	63	64	65	Complete if Col. 52 = "No"; Otherwise Enter 0			
		Certified Reinsurer Rating (1 through 6)	Effective Date of Certified Reinsurer Rating	Percent Collateral Required for Full Credit (0% through 100%)	Catastrophe Recoverables Qualifying for Collateral Deferral	Net Recoverables Subject to Collateral Requirements for Full Credit (Col. 19 - Col. 57)	Dollar Amount of Collateral Required (Col. 56 * Col. 58)	Percent of Collateral Provided for Net Recoverables Subject to Collateral Requirements ((Col. 20 + Col. 21 + Col. 22 + Col. 24) / Col. 58)	Percent Credit Allowed on Net Recoverables Subject to Collateral Requirements (Col. 60 / Col. 56, Not to Exceed 100%)	20% of Recoverable on Paid Losses & LAE over 90 Days Past Due Amounts in Dispute (Col. 45 * 20%)	Amount of Credit Allowed for Net Recoverables (Col. 57 + [Col. 58 * Col. 61])	Provision for Reinsurance with Certified Reinsurers Due to Collateral Deficiency (Col. 19 - Col. 63)	20% of Recoverable on Paid Losses & LAE Over 90 Days Past Due Amounts Not in Dispute (Col. 47 * 20%)	Total Collateral Provided (Col. 20 + Col. 21 + Col. 22 + Col. 24 Not to Exceed Col. 63)	Net Unsecured Recoverable for Which Credit is Allowed (Col. 63 - Col. 66)	20% of Amount in Col. 67	

**Unauthorized Other U.S. Unaffiliated Insurers**

06-0237820	Ace Prop & Cas Ins Co.....	XXX	XXX	XXX	XXX	XXX	XXX	XXX	XXX	XXX	XXX	XXX	XXX	XXX	XXX	XXX	XXX	XXX
36-2994662	Coliseum Reins Co.....	XXX	XXX	XXX	XXX	XXX	XXX	XXX	XXX	XXX	XXX	XXX	XXX	XXX	XXX	XXX	XXX	XXX
38-2145898	Dorinco Reins Co.....	XXX	XXX	XXX	XXX	XXX	XXX	XXX	XXX	XXX	XXX	XXX	XXX	XXX	XXX	XXX	XXX	XXX
22-2005057	Everest Reins Co.....	XXX	XXX	XXX	XXX	XXX	XXX	XXX	XXX	XXX	XXX	XXX	XXX	XXX	XXX	XXX	XXX	XXX
13-2919779	Peerless Indemnity Ins Co.....	XXX	XXX	XXX	XXX	XXX	XXX	XXX	XXX	XXX	XXX	XXX	XXX	XXX	XXX	XXX	XXX	XXX
04-1027270	Sparta Ins Co.....	XXX	XXX	XXX	XXX	XXX	XXX	XXX	XXX	XXX	XXX	XXX	XXX	XXX	XXX	XXX	XXX	XXX
22-3590451	Starnet Ins Co.....	XXX	XXX	XXX	XXX	XXX	XXX	XXX	XXX	XXX	XXX	XXX	XXX	XXX	XXX	XXX	XXX	XXX
06-0566050	Travelers Indemnity Co.....	XXX	XXX	XXX	XXX	XXX	XXX	XXX	XXX	XXX	XXX	XXX	XXX	XXX	XXX	XXX	XXX	XXX
59-1753535	US Branch of Hamburg International Rein Co.....	XXX	XXX	XXX	XXX	XXX	XXX	XXX	XXX	XXX	XXX	XXX	XXX	XXX	XXX	XXX	XXX	XXX
48-0921045	Westport Ins Corp.....	XXX	XXX	XXX	XXX	XXX	XXX	XXX	XXX	XXX	XXX	XXX	XXX	XXX	XXX	XXX	XXX	XXX
2399999	Total Unauthorized Other U.S. Unaffiliated Insurers.....	XXX	XXX	XXX	XXX	XXX	XXX	XXX	XXX	XXX	XXX	XXX	XXX	XXX	XXX	XXX	XXX	XXX

NONE

**Unauthorized Other Non-U.S. Insurers**

AA-1580015	Aioi Nissay Dowa Ins Co Ltd.....	XXX	XXX	XXX	XXX	XXX	XXX	XXX	XXX	XXX	XXX	XXX	XXX	XXX	XXX	XXX	XXX	XXX
AA-1440035	Aterforsikring Ab Luap.....	XXX	XXX	XXX	XXX	XXX	XXX	XXX	XXX	XXX	XXX	XXX	XXX	XXX	XXX	XXX	XXX	XXX
AA-1244102	Axa Belgium.....	XXX	XXX	XXX	XXX	XXX	XXX	XXX	XXX	XXX	XXX	XXX	XXX	XXX	XXX	XXX	XXX	XXX
AA-3190074	Bristol Reins Co Ltd.....	XXX	XXX	XXX	XXX	XXX	XXX	XXX	XXX	XXX	XXX	XXX	XXX	XXX	XXX	XXX	XXX	XXX
AA-1320060	Caisse Mut D Assurances et De Prevoyance.....	XXX	XXX	XXX	XXX	XXX	XXX	XXX	XXX	XXX	XXX	XXX	XXX	XXX	XXX	XXX	XXX	XXX
AA-3190180	Catalina General Ins Ltd.....	XXX	XXX	XXX	XXX	XXX	XXX	XXX	XXX	XXX	XXX	XXX	XXX	XXX	XXX	XXX	XXX	XXX
AA-1320035	Colisee Re.....	XXX	XXX	XXX	XXX	XXX	XXX	XXX	XXX	XXX	XXX	XXX	XXX	XXX	XXX	XXX	XXX	XXX
AA-3190001	Curtis Bay Ins Co Ltd.....	XXX	XXX	XXX	XXX	XXX	XXX	XXX	XXX	XXX	XXX	XXX	XXX	XXX	XXX	XXX	XXX	XXX
AA-1120355	CX Reins Co Ltd.....	XXX	XXX	XXX	XXX	XXX	XXX	XXX	XXX	XXX	XXX	XXX	XXX	XXX	XXX	XXX	XXX	XXX
AA-1120495	Dominion Insurance Co Ltd.....	XXX	XXX	XXX	XXX	XXX	XXX	XXX	XXX	XXX	XXX	XXX	XXX	XXX	XXX	XXX	XXX	XXX
AA-1220030	Erste Allgemeine Vers AG.....	XXX	XXX	XXX	XXX	XXX	XXX	XXX	XXX	XXX	XXX	XXX	XXX	XXX	XXX	XXX	XXX	XXX
AA-1240006	Fortis Ins Belgium.....	XXX	XXX	XXX	XXX	XXX	XXX	XXX	XXX	XXX	XXX	XXX	XXX	XXX	XXX	XXX	XXX	XXX
AA-1220027	Generali Holding Vienna Ag.....	XXX	XXX	XXX	XXX	XXX	XXX	XXX	XXX	XXX	XXX	XXX	XXX	XXX	XXX	XXX	XXX	XXX
AA-1360020	Generali Italia S.P.A.....	XXX	XXX	XXX	XXX	XXX	XXX	XXX	XXX	XXX	XXX	XXX	XXX	XXX	XXX	XXX	XXX	XXX
AA-1930320	Govern Ins Office of New S Wales.....	XXX	XXX	XXX	XXX	XXX	XXX	XXX	XXX	XXX	XXX	XXX	XXX	XXX	XXX	XXX	XXX	XXX
AA-1220040	Grazer Wechselseitige Versicherung.....	XXX	XXX	XXX	XXX	XXX	XXX	XXX	XXX	XXX	XXX	XXX	XXX	XXX	XXX	XXX	XXX	XXX

25.1

### SCHEDULE F - PART 3 (Continued)

Ceded Reinsurance as of December 31, Current Year (\$000 Omitted)

(Provision for Reinsurance for Certified Reinsurer)

ID Number from Col. 1	Name of Reinsurer from Col. 3	Provision for Certified Reinsurance															
		54	55	56	57	58	59	60	61	62	63	64	65	Complete if Col. 52 = "No"; Otherwise Enter 0			69
		Certified Reinsurer Rating (1 through 6)	Effective Date of Certified Reinsurer Rating	Percent Collateral Required for Full Credit (0% through 100%)	Catastrophe Recoverables Qualifying for Collateral Deferral	Net Recoverables Subject to Collateral Requirements for Full Credit (Col. 19 - Col. 57)	Dollar Amount of Collateral Required (Col. 56 * Col. 58)	Percent of Collateral Provided for Net Recoverables Subject to Collateral Requirements ([Col. 20 + Col. 21 + Col. 22 + Col. 24] / Col. 58)	Percent Credit Allowed on Net Recoverables Subject to Collateral Requirements (Col. 60 / Col. 56, Not to Exceed 100%)	20% of Recoverable on Paid Losses & LAE over 90 Days Past Due Amounts in Dispute (Col. 45 * 20%)	Amount of Credit Allowed for Net Recoverables (Col. 57 + [Col. 58 * Col. 61])	Provision for Reinsurance with Certified Reinsurers Due to Collateral Deficiency (Col. 19 - Col. 63)	20% of Recoverable on Paid Losses & LAE Over 90 Days Past Due Amounts Not in Dispute (Col. 47 * 20%)	Total Collateral Provided (Col. 20 + Col. 21 + Col. 22 + Col. 24 Not to Exceed Col. 63)	Net Unsecured Recoverable for Which Credit is Allowed (Col. 63 - Col. 66)	20% of Amount in Col. 67	Provision for Overdue Reinsurance Ceded to Certified Reinsurers (Greater of [Col. 62 + Col. 65] or Col. 68; Not to Exceed Col. 63)
AA-1340129	Hanseatica Ruckversicherungs AG.....	.XXX	.XXX	.XXX	.XXX	.XXX	.XXX	.XXX	.XXX	.XXX	.XXX	.XXX	.XXX	.XXX	.XXX	.XXX	.XXX
AA-1120812	Insurance Corp of Singapore (UK) Ltd.....	.XXX	.XXX	.XXX	.XXX	.XXX	.XXX	.XXX	.XXX	.XXX	.XXX	.XXX	.XXX	.XXX	.XXX	.XXX	.XXX
AA-3190432	Insuratex Ltd.....	.XXX	.XXX	.XXX	.XXX	.XXX	.XXX	.XXX	.XXX	.XXX	.XXX	.XXX	.XXX	.XXX	.XXX	.XXX	.XXX
AA-1720092	Keskinainen Vakuutusyhtio Tapiola.....	.XXX	.XXX	.XXX	.XXX	.XXX	.XXX	.XXX	.XXX	.XXX	.XXX	.XXX	.XXX	.XXX	.XXX	.XXX	.XXX
AA-1122000	Lloyds of London.....	.XXX	.XXX	.XXX	.XXX	.XXX	.XXX	.XXX	.XXX	.XXX	.XXX	.XXX	.XXX	.XXX	.XXX	.XXX	.XXX
AA-1121410	Mitsui Sumitomo Ins Co (Europe) Ltd.....	.XXX	.XXX	.XXX	.XXX	.XXX	.XXX	.XXX	.XXX	.XXX	.XXX	.XXX	.XXX	.XXX	.XXX	.XXX	.XXX
AA-1320265	PartnerRE SA.....	.XXX	.XXX	.XXX	.XXX	.XXX	.XXX	.XXX	.XXX	.XXX	.XXX	.XXX	.XXX	.XXX	.XXX	.XXX	.XXX
AA-3190129	Paumanock Ins Co Ltd.....	.XXX	.XXX	.XXX	.XXX	.XXX	.XXX	.XXX	.XXX	.XXX	.XXX	.XXX	.XXX	.XXX	.XXX	.XXX	.XXX
AA-3190134	PMG Assur Ltd.....	.XXX	.XXX	.XXX	.XXX	.XXX	.XXX	.XXX	.XXX	.XXX	.XXX	.XXX	.XXX	.XXX	.XXX	.XXX	.XXX
AA-1120145	QBE Reins (UK) Ltd.....	.XXX	.XXX	.XXX	.XXX	.XXX	.XXX	.XXX	.XXX	.XXX	.XXX	.XXX	.XXX	.XXX	.XXX	.XXX	.XXX
AA-1340201	Rheinland Vers Ag.....	.XXX	.XXX	.XXX	.XXX	.XXX	.XXX	.XXX	.XXX	.XXX	.XXX	.XXX	.XXX	.XXX	.XXX	.XXX	.XXX
AA-1120465	Riverstone Ins (UK) Ltd.....	.XXX	.XXX	.XXX	.XXX	.XXX	.XXX	.XXX	.XXX	.XXX	.XXX	.XXX	.XXX	.XXX	.XXX	.XXX	.XXX
AA-1569750	Scottish and York Holdings.....	.XXX	.XXX	.XXX	.XXX	.XXX	.XXX	.XXX	.XXX	.XXX	.XXX	.XXX	.XXX	.XXX	.XXX	.XXX	.XXX
AA-1580110	Sompo Japan Nipponkoa Ins Inc.....	.XXX	.XXX	.XXX	.XXX	.XXX	.XXX	.XXX	.XXX	.XXX	.XXX	.XXX	.XXX	.XXX	.XXX	.XXX	.XXX
AA-1441000	Sverige Reins Co.....	.XXX	.XXX	.XXX	.XXX	.XXX	.XXX	.XXX	.XXX	.XXX	.XXX	.XXX	.XXX	.XXX	.XXX	.XXX	.XXX
AA-1580100	Tokio Marine & Nichido Fire Ins Co Ltd.....	.XXX	.XXX	.XXX	.XXX	.XXX	.XXX	.XXX	.XXX	.XXX	.XXX	.XXX	.XXX	.XXX	.XXX	.XXX	.XXX
AA-1121445	Tokio Marine Kiln Ins Ltd.....	.XXX	.XXX	.XXX	.XXX	.XXX	.XXX	.XXX	.XXX	.XXX	.XXX	.XXX	.XXX	.XXX	.XXX	.XXX	.XXX
AA-5760040	Overseas Union Ins Ltd.....	.XXX	.XXX	.XXX	.XXX	.XXX	.XXX	.XXX	.XXX	.XXX	.XXX	.XXX	.XXX	.XXX	.XXX	.XXX	.XXX
AA-1340265	Wüstenrot & Württembergische AG.....	.XXX	.XXX	.XXX	.XXX	.XXX	.XXX	.XXX	.XXX	.XXX	.XXX	.XXX	.XXX	.XXX	.XXX	.XXX	.XXX
2699999	Total Unauthorized Other Non-U.S. Insurers.....				.XXX	.XXX	.XXX	.XXX	.XXX	.XXX	.XXX	.XXX	.XXX	.XXX	.XXX	.XXX	.XXX
2899999	Total Unauthorized Excluding Protected Cells.....				.XXX	.XXX	.XXX	.XXX	.XXX	.XXX	.XXX	.XXX	.XXX	.XXX	.XXX	.XXX	.XXX
4399999	Total Authorized, Unauthorized & Certified Excl Prot Cells.....				.0	.0	.0	.XXX	.XXX	.0	.0	.0	.0	.0	.0	.0	.0
9999999	Totals (Sum of 4399999 and 4499999).....				.0	.0	.0	.XXX	.XXX	.0	.0	.0	.0	.0	.0	.0	.0

25.2

NONE

**SCHEDULE F - PART 3 (Continued)**

Ceded Reinsurance as of December 31, Current Year (\$000 Omitted)

(Total Provision for Reinsurance)

ID Number from Col. 1	Name of Reinsurer from Col. 3	70  20% of Recoverable on Paid Losses & LAE Over 90 Days Past Due Amounts Not in Dispute (Col. 47 * 20%)	Provision for Unauthorized Reinsurance		Provision for Overdue Authorized Reinsurance		Total Provision for Reinsurance				
			71  Provision for Reinsurance with Unauthorized Reinsurers Due to Collateral Deficiency (Col. 26)	72  Provision for Overdue Reinsurance from Unauthorized Reinsurers and Amounts in Dispute (Col. 70 + 20% of the Amount in Col 16)	73  Complete if Col. 52 = "Yes"; Otherwise Enter 0. 20% of Recoverable on Paid Losses & LAE Over 90 Days Past Due Amounts Not in Dispute + 20% of Amounts in Dispute ((Col. 47 * 20%) + [Col. 45 * 20%])	74  Complete if Col. 52 = "No"; Otherwise Enter 0. Greater of 20% of Net Recoverable Net of Funds Held & Collateral, or 20% of Recoverable on Paid Losses & LAE Over 90 Days Past Due (Greater of Col. 26 * 20% or Cols. [40 + 41] * 20%)	75  Provision for Amounts Ceded to Authorized Reinsurers (Cols. 73 + 74)	76  Provision for Amounts Ceded to Unauthorized Reinsurers (Cols. 71 + 72 Not in Excess of Col. 15)	77  Provision for Amounts Ceded to Certified Reinsurers (Cols. 64 + 69)	78  Total Provision for Reinsurance (Cols. 75 + 76 + 77)	
<b>Authorized Affiliates-U.S. Non-Pool - Other</b>											
13-2725441	Metropolitan Property and Casualty Insurance Company...	0	XXX	XXX	0	0	0	0	XXX	XXX	0
0399999	Total Authorized Affiliates - U.S. Non-Pool - Other.....	0	XXX	XXX	0	0	0	0	XXX	XXX	0
0499999	Total Authorized Affiliates - U.S. Non-Pool - Total.....	0	XXX	XXX	0	0	0	0	XXX	XXX	0
0899999	Total Authorized Affiliates.....	0	XXX	XXX	0	0	0	0	XXX	XXX	0
<b>Authorized Other U.S. Unaffiliated Insurers</b>											
13-5358230	Arrowood Ind Co.....	1	XXX	XXX	0	8	8	8	XXX	XXX	8
23-1502700	Bedivere Ins Co.....	0	XXX	XXX	0	0	0	0	XXX	XXX	0
51-0400307	Berkshire Hathaway Direct Ins Co.....	15	XXX	XXX	0	48	48	48	XXX	XXX	48
39-0264050	Employers Ins Of Wausau.....	5	XXX	XXX	0	31	31	31	XXX	XXX	31
42-0234980	Employers Mut Cas Co.....	0	XXX	XXX	0	1	1	1	XXX	XXX	1
05-0316605	Factory Mut Ins Co.....	2	XXX	XXX	0	18	18	18	XXX	XXX	18
06-1325038	Finial Reins Co.....	0	XXX	XXX	0	0	0	0	XXX	XXX	0
04-1543470	Liberty Mut Ins Co.....	0	XXX	XXX	0	0	0	0	XXX	XXX	0
38-0865250	National Cas Co.....	0	XXX	XXX	0	0	0	0	XXX	XXX	0
06-1053492	New England Reins Corp.....	7	XXX	XXX	0	212	212	212	XXX	XXX	212
39-0333950	Sentry Ins A Mut Co.....	0	XXX	XXX	0	0	0	0	XXX	XXX	0
13-2997499	Sirius America Ins Co.....	1	XXX	XXX	0	38	38	38	XXX	XXX	38
13-2554270	Sompo America Ins Co.....	2	XXX	XXX	0	3	3	3	XXX	XXX	3
75-1670124	Starr Indemnity & Liability Co.....	11	XXX	XXX	0	21	21	21	XXX	XXX	21
13-1675535	Swiss Reins America Corp.....	7	XXX	XXX	0	53	53	53	XXX	XXX	53
94-1517098	TIG Insurance Company.....	0	XXX	XXX	0	0	0	0	XXX	XXX	0
13-2918573	Toa Re Ins Co of Amer.....	0	XXX	XXX	0	28	28	28	XXX	XXX	28
13-4032666	Tokio Marine Amer Ins Co.....	1	XXX	XXX	0	12	12	12	XXX	XXX	12
0999999	Total Authorized Other U.S. Unaffiliated Insurers.....	54	XXX	XXX	0	474	474	474	XXX	XXX	474
<b>Authorized Other Non-U.S. Insurers</b>											
AA-1340085	E+S Rückversicherung AG.....	0	XXX	XXX	0	0	0	0	XXX	XXX	0
AA-1340125	Hannover Ruck SE.....	0	XXX	XXX	0	0	0	0	XXX	XXX	0
1299999	Total Authorized Other Non-U.S. Insurers.....	0	XXX	XXX	0	0	0	0	XXX	XXX	0
1499999	Total Authorized Excluding Protected Cells.....	54	XXX	XXX	0	474	474	474	XXX	XXX	474

**SCHEDULE F - PART 3 (Continued)**  
 Ceded Reinsurance as of December 31, Current Year (\$000 Omitted)  
 (Total Provision for Reinsurance)

ID Number from Col. 1	Name of Reinsurer from Col. 3	70  20% of Recoverable on Paid Losses & LAE Over 90 Days Past Due Amounts Not in Dispute (Col. 47 * 20%)	Provision for Unauthorized Reinsurance		Provision for Overdue Authorized Reinsurance		Total Provision for Reinsurance			
			71  Provision for Reinsurance with Unauthorized Reinsurers Due to Collateral Deficiency (Col. 26)	72  Provision for Overdue Reinsurance from Unauthorized Reinsurers and Amounts in Dispute (Col. 70 + 20% of the Amount in Col 16)	73  Complete if Col. 52 = "Yes"; Otherwise Enter 0. 20% of Recoverable on Paid Losses & LAE Over 90 Days Past Due Amounts Not in Dispute + 20% of Amounts in Dispute ((Col. 47 * 20%) + [Col. 45 * 20%])	74  Complete if Col. 52 = "No"; Otherwise Enter 0. Greater of 20% of Net Recoverable Net of Funds Held & Collateral, or 20% of Recoverable on Paid Losses & LAE Over 90 Days Past Due (Greater of Col. 26 * 20% or Cols. [40 + 41] * 20%)	75  Provision for Amounts Ceded to Authorized Reinsurers (Cols. 73 + 74)	76  Provision for Amounts Ceded to Unauthorized Reinsurers (Cols. 71 + 72 Not in Excess of Col. 15)	77  Provision for Amounts Ceded to Certified Reinsurers (Cols. 64 + 69)	78  Total Provision for Reinsurance (Cols. 75 + 76 + 77)
<b>Unauthorized Other U.S. Unaffiliated Insurers</b>										
06-0237820	Ace Prop & Cas Ins Co.....	5	124	5	XXX	XXX	XXX	124	XXX	124
36-2994662	Coliseum Reins Co.....	2	133	2	XXX	XXX	XXX	133	XXX	133
38-2145898	Dorinco Reins Co.....	1	0	1	XXX	XXX	XXX	1	XXX	1
22-2005057	Everest Reins Co.....	6	66	6	XXX	XXX	XXX	66	XXX	66
13-2919779	Peerless Indemnity Ins Co.....	0	2	0	XXX	XXX	XXX	2	XXX	2
04-1027270	Sparta Ins Co.....	11	83	11	XXX	XXX	XXX	83	XXX	83
22-3590451	Starnet Ins Co.....	9	145	9	XXX	XXX	XXX	145	XXX	145
06-0566050	Travelers Indemnity Co.....	0	7	0	XXX	XXX	XXX	7	XXX	7
59-1753535	US Branch of Hamburg International Rein Co.....	0	0	0	XXX	XXX	XXX	0	XXX	0
48-0921045	Westport Ins Corp.....	0	0	0	XXX	XXX	XXX	0	XXX	0
2399999	Total Unauthorized Other U.S. Unaffiliated Insurers.....	34	560	34	XXX	XXX	XXX	560	XXX	560
<b>Unauthorized Other Non-U.S. Insurers</b>										
AA-1580015	Aioi Nissay Dowa Ins Co Ltd.....	2	0	2	XXX	XXX	XXX	2	XXX	2
AA-1440035	Aterforsikring Ab Luap.....	0	0	0	XXX	XXX	XXX	0	XXX	0
AA-1244102	Axa Belgium.....	1	0	1	XXX	XXX	XXX	1	XXX	1
AA-3190074	Bristol Reins Co Ltd.....	2	11	2	XXX	XXX	XXX	11	XXX	11
AA-1320060	Caisse Mut D Assurances et De Prevoyance.....	0	0	0	XXX	XXX	XXX	0	XXX	0
AA-3190180	Catalina General Ins Ltd.....	2	0	2	XXX	XXX	XXX	2	XXX	2
AA-1320035	Colisee Re.....	1	0	1	XXX	XXX	XXX	1	XXX	1
AA-3190001	Curtis Bay Ins Co Ltd.....	0	0	0	XXX	XXX	XXX	0	XXX	0
AA-1120355	CX Reins Co Ltd.....	0	0	0	XXX	XXX	XXX	0	XXX	0
AA-1120495	Dominion Insurance Co Ltd.....	0	1	0	XXX	XXX	XXX	1	XXX	1
AA-1220030	Erste Allgemeine Vers AG.....	0	0	0	XXX	XXX	XXX	0	XXX	0
AA-1240006	Fortis Ins Belgium.....	5	0	5	XXX	XXX	XXX	5	XXX	5
AA-1220027	Generali Holding Vienna Ag.....	0	34	0	XXX	XXX	XXX	34	XXX	34
AA-1360020	Generali Italia S.P.A.....	1	0	1	XXX	XXX	XXX	1	XXX	1
AA-1930320	Govern Ins Office of New S Wales.....	0	0	0	XXX	XXX	XXX	0	XXX	0
AA-1220040	Grazer Wechselseitige Versicherung.....	0	0	0	XXX	XXX	XXX	0	XXX	0

26.1

**SCHEDULE F - PART 3 (Continued)**

Ceded Reinsurance as of December 31, Current Year (\$000 Omitted)

(Total Provision for Reinsurance)

ID Number from Col. 1	Name of Reinsurer from Col. 3	70 20% of Recoverable on Paid Losses & LAE Over 90 Days Past Due Amounts Not in Dispute (Col. 47 * 20%)	Provision for Unauthorized Reinsurance		Provision for Overdue Authorized Reinsurance		Total Provision for Reinsurance			
			71 Provision for Reinsurance with Unauthorized Reinsurers Due to Collateral Deficiency (Col. 26)	72 Provision for Overdue Reinsurance from Unauthorized Reinsurers and Amounts in Dispute (Col. 70 + 20% of the Amount in Col 16)	73 Complete if Col. 52 = "Yes"; Otherwise Enter 0. 20% of Recoverable on Paid Losses & LAE Over 90 Days Past Due Amounts Not in Dispute + 20% of Amounts in Dispute [(Col. 47 * 20%) + [Col. 45 * 20%]]	74 Complete if Col. 52 = "No"; Otherwise Enter 0. Greater of 20% of Net Recoverable Net of Funds Held & Collateral, or 20% of Recoverable on Paid Losses & LAE Over 90 Days Past Due (Greater of Col. 26 * 20% or Cols. [40 + 41] * 20%)	75 Provision for Amounts Ceded to Authorized Reinsurers (Cols. 73 + 74)	76 Provision for Amounts Ceded to Unauthorized Reinsurers (Cols. 71 + 72 Not in Excess of Col. 15)	77 Provision for Amounts Ceded to Certified Reinsurers (Cols. 64 + 69)	78 Total Provision for Reinsurance (Cols. 75 + 76 + 77)
AA-1340129	Hanseatica Ruckversicherungs AG.....	0	0	0	XXX	XXX	XXX	0	XXX	0
AA-1120812	Insurance Corp of Singapore (UK) Ltd.....	0	0	0	XXX	XXX	XXX	0	XXX	0
AA-3190432	Insuratex Ltd.....	0	0	0	XXX	XXX	XXX	0	XXX	0
AA-1720092	Keskinainen Vakuutusyhtio Tapiola.....	1	36	1	XXX	XXX	XXX	36	XXX	36
AA-1122000	Lloyds of London.....	0	0	0	XXX	XXX	XXX	0	XXX	0
AA-1121410	Mitsui Sumitomo Ins Co (Europe) Ltd.....	0	15	0	XXX	XXX	XXX	15	XXX	15
AA-1320265	PartnerRE SA.....	8	0	8	XXX	XXX	XXX	8	XXX	8
AA-3190129	Paumanock Ins Co Ltd.....	4	21	4	XXX	XXX	XXX	21	XXX	21
AA-3190134	PMG Assur Ltd.....	0	0	0	XXX	XXX	XXX	0	XXX	0
AA-1120145	QBE Reins (UK) Ltd.....	0	0	0	XXX	XXX	XXX	0	XXX	0
AA-1340201	Rheinland Vers Ag.....	0	28	0	XXX	XXX	XXX	28	XXX	28
AA-1120465	Riverstone Ins (UK) Ltd.....	0	0	0	XXX	XXX	XXX	0	XXX	0
AA-1569750	Scottish and York Holdings.....	2	10	2	XXX	XXX	XXX	10	XXX	10
AA-1580110	Sompo Japan Nipponkoa Ins Inc.....	43	0	43	XXX	XXX	XXX	43	XXX	43
AA-1441000	Sverige Reins Co.....	0	0	0	XXX	XXX	XXX	0	XXX	0
AA-1580100	Tokio Marine & Nichido Fire Ins Co Ltd.....	0	60	0	XXX	XXX	XXX	60	XXX	60
AA-1121445	Tokio Marine Kiln Ins Ltd.....	34	224	34	XXX	XXX	XXX	224	XXX	224
AA-5760040	Overseas Union Ins Ltd.....	0	0	0	XXX	XXX	XXX	0	XXX	0
AA-1340265	Wüstenrot & Württembergische AG.....	0	0	0	XXX	XXX	XXX	0	XXX	0
2699999	Total Unauthorized Other Non-U.S. Insurers.....	107	440	107	XXX	XXX	XXX	503	XXX	503
2899999	Total Unauthorized Excluding Protected Cells.....	141	1,000	141	XXX	XXX	XXX	1,063	XXX	1,063
4399999	Total Authorized, Unauthorized & Certified Excl Prot Cells.....	194	1,000	141	0	474	474	1,063	0	1,538
9999999	Totals (Sum of 4399999 and 4499999).....	194	1,000	141	0	474	474	1,063	0	1,538

26.2



**SCHEDULE F - PART 4**

## Issuing or Confirming Banks for Letters of Credit from Schedule F, Part 3 (\$000 Omitted)

1	2	3	4	5
Issuing or Confirming Bank Reference Number	Letters of Credit Code	American Bankers Association (ABA) Routing Number	Issuing or Confirming Bank Name	Letters of Credit Amount
0001	1	026009593	Bank of America, N. A.	41
0002	1	026008044	Commerzbank A.G.	63
0003	1	021000089	Citibank, N.A.	363
0004	1	021000089	Citibank, N.A.	180
0005	1	021000089	Citibank, N.A.	72
0006	1	021000089	Citibank, N.A.	87
0007	1	021000021	JP Morgan Chase	57
0008	1	021000089	Citibank, N.A.	181
0009	1	026009593	Bank of America, N. A.	49
0010	1	021000089	Citibank, N.A.	39
0011	1	026007689	BNP Paribas New York	452
0012	1	021000089	Citibank, N.A.	130
0013	1	NAAU2BGTS	ABN Amro Bank N.V. Australian Branch	0
0014	1	026008073	Credit Agricole	32
0015	1	021000089	Citibank, N.A.	25
0016	1	026002574	Barclays Bank PLC	545
0017	1	122004162	Bank of Tokyo-Mitsubishi UFJ LTD	107
0018	1	021000089	Citibank, N.A.	22
0019	1	021000089	Citibank, N.A.	533
0020	1	021000089	Citibank, N.A.	144
				3,124

## SCHEDULE F - PART 5

Interrogatories for Schedule F, Part 3 (000 Omitted)

- A. Report the five largest provisional commission rates included in the cedant's reinsurance treaties. The commission rate to be reported is by contract with ceded premium in excess of \$50,000.

1 Name of Reinsurer	2 Commission Rate	3 Ceded Premium
1. ....		
2. ....		
3. ....		
4. ....		
5. ....		

- B. Report the five largest reinsurance recoverables reported in Schedule F, Part 3, Column 15, due from any one reinsurer (based on the total recoverables, Schedule F, Part 3, Line 9999999, Column 15), the amount of ceded premium, and indicate whether the recoverables are due from an affiliated insurer.

1 Name of Reinsurer	2 Total Recoverables	3 Ceded Premiums	4 Affiliated YES or NO
6. Metropolitan Property and Casualty Insurance Company.....	724,432	801,565	YES.....
7. TIG Insurance Company.....	45,443		NO.....
8. New England Reins Corp.....	1,059		NO.....
9. Sampo Japan Nipponkoa Ins Inc.....	485		NO.....
10. Fortis Ins Belgium.....	314		NO.....

NOTE: Disclosure of the five largest provisional commission rates should exclude mandatory pools and joint underwriting associations.

**SCHEDULE F - PART 6**

## Restatement of Balance Sheet to Identify Net Credit for Reinsurance

	1 As Reported (Net of Ceded)	2 Restatement Adjustments	3 Restated (Gross of Ceded)
<b>ASSETS (Page 2, Col. 3)</b>			
1. Cash and invested assets (Line 12).....	315,055,911		315,055,911
2. Premiums and considerations (Line 15).....	312,482,704		312,482,704
3. Reinsurance recoverable on loss and loss adjustment expense payments (Line 16.1).....	908,221	(908,221)	.0
4. Funds held by or deposited with reinsured companies (Line 16.2).....			.0
5. Other assets.....	6,526,163	476,112,808	482,638,971
6. Net amount recoverable from reinsurers.....			.0
7. Protected cell assets (Line 27).....			.0
8. Totals (Line 28).....	634,972,999	475,204,587	1,110,177,586
<b>LIABILITIES (Page 3)</b>			
9. Losses and loss adjustment expenses (Lines 1 through 3).....	218,975	411,848,819	412,067,794
10. Taxes, expenses, and other obligations (Lines 4 through 8).....	879,716	20,148,112	21,027,828
11. Unearned premiums (Line 9).....		368,076,822	368,076,822
12. Advance premiums (Line 10).....		2,574,907	2,574,907
13. Dividends declared and unpaid (Line 11.1 and 11.2).....			.0
14. Ceded reinsurance premiums payable (net of ceding commissions) (Line 12).....	325,634,827	(325,634,827)	.0
15. Funds held by company under reinsurance treaties (Line 13).....	271,476	(271,476)	.0
16. Amounts withheld or retained by company for account of others (Line 14).....			.0
17. Provision for reinsurance (Line 16).....	1,537,770	(1,537,770)	.0
18. Other liabilities.....	40,579		40,579
19. Total liabilities excluding protected cell business (Line 26).....	328,583,343	475,204,587	803,787,930
20. Protected cell liabilities (Line 27).....			.0
21. Surplus as regards policyholders (Line 37).....	306,389,656	XXX	306,389,656
22. Totals (Line 38).....	634,972,999	475,204,587	1,110,177,586

NOTE: Is the restatement of this exhibit the result of grossing up balances ceded to affiliates under 100 percent reinsurance or pooling arrangements?..Yes [ X ] No [ ]

If yes, give full explanation:

Effective January 1, 2001, the Company's parent entered into a 100% Restated Quota Share Reinsurance Agreement with its subsidiary companies. The Restated Quota Share

Reinsurance Treaty provides that the subsidiary companies obligate themselves to cede, and the parent obligates itself to accept, a 100% interest in each of the subsidiaries'

gross net liabilities and its premiums, losses, expenses, payment fees, dividends and direct agents balance.

In addition, a portion of the restatement is related to a reinsurance contract with TIG Insurance Company (refer to Footnote #23.F. - Retroactive Reinsurance).

**Sch. H - Pt. 1  
NONE**

**Sch. H - Pt. 2  
NONE**

**Sch. H - Pt. 3  
NONE**

**Sch. H - Pt. 4  
NONE**

**Sch. H - Pt. 5  
NONE**

**SCHEDULE P - PART 1A - HOMEOWNERS/FARMOWNERS**

(\$000 omitted)

Years in Which Premiums Were Earned and Losses Were Incurred	Premiums Earned			Loss and Loss Expense Payments						10 Salvage and Subrogation Received	11 Total Net Paid (Cols. 4 - 5 + 6 - 7 + 8 - 9)	12 Number of Claims Reported-Direct and Assumed
	1 Direct and Assumed	2 Ceded	3 Net (Cols. 1 - 2)	Loss Payments		Defense and Cost Containment Payments		Adjusting and Other Payments				
				4 Direct and Assumed	5 Ceded	6 Direct and Assumed	7 Ceded	8 Direct and Assumed	9 Ceded			
1. Prior.....	XXX.....	XXX.....	XXX.....	(0).....	(0).....	0.....	0.....	3.....	3.....	0.....	XXX.....	
2. 2010.....	90,709.....	90,709.....	0.....	57,319.....	57,319.....	651.....	651.....	2,078.....	2,078.....	0.....	14,010.....	
3. 2011.....	97,454.....	97,454.....	0.....	93,533.....	93,533.....	1,023.....	1,023.....	3,509.....	3,509.....	0.....	24,533.....	
4. 2012.....	104,680.....	104,680.....	0.....	76,102.....	76,102.....	657.....	657.....	2,534.....	2,534.....	0.....	20,702.....	
5. 2013.....	114,596.....	114,596.....	0.....	55,434.....	55,434.....	1,233.....	1,233.....	1,409.....	1,409.....	0.....	12,464.....	
6. 2014.....	125,356.....	125,356.....	0.....	74,875.....	74,875.....	792.....	792.....	1,889.....	1,889.....	0.....	14,899.....	
7. 2015.....	133,397.....	133,397.....	0.....	79,305.....	79,305.....	366.....	366.....	2,300.....	2,300.....	0.....	13,706.....	
8. 2016.....	138,204.....	138,204.....	0.....	63,619.....	63,619.....	417.....	417.....	2,008.....	2,008.....	0.....	11,819.....	
9. 2017.....	138,276.....	138,276.....	0.....	71,972.....	71,972.....	156.....	156.....	2,086.....	2,086.....	0.....	13,554.....	
10. 2018.....	140,661.....	140,661.....	0.....	75,463.....	75,463.....	131.....	131.....	2,216.....	2,216.....	0.....	14,320.....	
11. 2019.....	145,598.....	145,598.....	0.....	58,944.....	58,944.....	34.....	34.....	1,701.....	1,701.....	0.....	11,061.....	
12. Totals.....	XXX.....	XXX.....	XXX.....	706,565.....	706,565.....	5,461.....	5,461.....	21,734.....	21,734.....	0.....	XXX.....	

	Losses Unpaid				Defense and Cost Containment Unpaid				Adjusting and Other Unpaid		23 Salvage and Subrogation Anticipated	24 Total Net Losses and Expenses Unpaid	25 Number of Claims Outstanding-Direct and Assumed
	Case Basis		Bulk + IBNR		Case Basis		Bulk + IBNR		21 Direct and Assumed	22 Ceded			
	13 Direct and Assumed	14 Ceded	15 Direct and Assumed	16 Ceded	17 Direct and Assumed	18 Ceded	19 Direct and Assumed	20 Ceded					
1. Prior.....	14.....	14.....	7.....	7.....	1.....	1.....	0.....	0.....	3.....	3.....	0.....	5.....	
2. 2010.....	33.....	33.....	30.....	30.....	1.....	1.....	1.....	1.....	6.....	6.....	0.....	3.....	
3. 2011.....	4.....	4.....	5.....	5.....	0.....	0.....	0.....	0.....	1.....	1.....	0.....	1.....	
4. 2012.....	.....	.....	.....	.....	.....	.....	.....	.....	.....	.....	0.....	.....	
5. 2013.....	1.....	1.....	79.....	79.....	0.....	0.....	3.....	3.....	9.....	9.....	0.....	1.....	
6. 2014.....	59.....	59.....	143.....	143.....	3.....	3.....	4.....	4.....	25.....	25.....	0.....	9.....	
7. 2015.....	311.....	311.....	137.....	137.....	21.....	21.....	4.....	4.....	84.....	84.....	0.....	8.....	
8. 2016.....	313.....	313.....	76.....	76.....	20.....	20.....	2.....	2.....	76.....	76.....	0.....	14.....	
9. 2017.....	678.....	678.....	336.....	336.....	47.....	47.....	15.....	15.....	207.....	207.....	0.....	26.....	
10. 2018.....	1,924.....	1,924.....	767.....	767.....	96.....	96.....	28.....	28.....	415.....	415.....	0.....	69.....	
11. 2019.....	12,345.....	12,345.....	6,753.....	6,753.....	312.....	312.....	213.....	213.....	1,758.....	1,758.....	0.....	788.....	
12. Totals.....	15,682.....	15,682.....	8,332.....	8,332.....	502.....	502.....	270.....	270.....	2,583.....	2,583.....	0.....	924.....	

	Total Losses and Loss Expenses Incurred			Loss and Loss Expense Percentage (Incurred/Premiums Earned)			Nontabular Discount		34 Inter-Company Pooling Participation Percentage	Net Balance Sheet Reserves after Discount	
	26 Direct and Assumed	27 Ceded	28 Net	29 Direct and Assumed	30 Ceded	31 Net	32 Loss	33 Loss Expense		35 Losses Unpaid	36 Loss Expenses Unpaid
1. Prior.....	XXX.....	XXX.....	XXX.....	XXX.....	XXX.....	XXX.....	.....	.....	XXX.....	0.....	0.....
2. 2010.....	60,118.....	60,118.....	0.....	66.3.....	66.3.....	0.0.....	.....	.....	.....	0.....	0.....
3. 2011.....	98,074.....	98,074.....	0.....	100.6.....	100.6.....	0.0.....	.....	.....	.....	0.....	0.....
4. 2012.....	79,293.....	79,293.....	0.....	75.7.....	75.7.....	0.0.....	.....	.....	.....	0.....	0.....
5. 2013.....	58,168.....	58,168.....	0.....	50.8.....	50.8.....	0.0.....	.....	.....	.....	0.....	0.....
6. 2014.....	77,790.....	77,790.....	0.....	62.1.....	62.1.....	0.0.....	.....	.....	.....	0.....	0.....
7. 2015.....	82,529.....	82,529.....	0.....	61.9.....	61.9.....	0.0.....	.....	.....	.....	0.....	0.....
8. 2016.....	66,531.....	66,531.....	0.....	48.1.....	48.1.....	0.0.....	.....	.....	.....	0.....	0.....
9. 2017.....	75,498.....	75,498.....	0.....	54.6.....	54.6.....	0.0.....	.....	.....	.....	0.....	0.....
10. 2018.....	81,040.....	81,040.....	0.....	57.6.....	57.6.....	0.0.....	.....	.....	.....	0.....	0.....
11. 2019.....	82,059.....	82,059.....	0.....	56.4.....	56.4.....	0.0.....	.....	.....	.....	0.....	0.....
12. Totals.....	XXX.....	XXX.....	XXX.....	XXX.....	XXX.....	XXX.....	0.....	0.....	XXX.....	0.....	0.....

**SCHEDULE P - PART 1B - PRIVATE PASSENGER AUTO LIABILITY/MEDICAL**

(\$000 omitted)

Years in Which Premiums Were Earned and Losses Were Incurred	Premiums Earned			Loss and Loss Expense Payments						10 Salvage and Subrogation Received	11 Total Net Paid (Cols. 4 - 5 + 6 - 7 + 8 - 9)	12 Number of Claims Reported-Direct and Assumed
	1 Direct and Assumed	2 Ceded	3 Net (Cols. 1 - 2)	Loss Payments		Defense and Cost Containment Payments		Adjusting and Other Payments				
				4 Direct and Assumed	5 Ceded	6 Direct and Assumed	7 Ceded	8 Direct and Assumed	9 Ceded			
1. Prior.....	XXX.....	XXX.....	XXX.....	975.....	975.....	35.....	35.....	9.....	9.....	.....	0.....	XXX.....
2. 2010.....	237,534.....	237,534.....	0.....	149,625.....	149,625.....	7,063.....	7,063.....	2,774.....	2,774.....	.....	0.....	39,748.....
3. 2011.....	246,432.....	246,432.....	0.....	163,536.....	163,536.....	7,717.....	7,717.....	3,393.....	3,393.....	.....	0.....	41,294.....
4. 2012.....	256,686.....	256,686.....	0.....	173,228.....	173,228.....	7,087.....	7,087.....	4,184.....	4,184.....	.....	0.....	41,270.....
5. 2013.....	275,192.....	275,192.....	0.....	181,616.....	181,616.....	7,399.....	7,399.....	3,514.....	3,514.....	.....	0.....	42,819.....
6. 2014.....	296,305.....	296,305.....	0.....	182,768.....	182,768.....	6,943.....	6,943.....	3,748.....	3,748.....	.....	0.....	44,160.....
7. 2015.....	312,840.....	312,840.....	0.....	210,290.....	210,290.....	8,241.....	8,241.....	3,918.....	3,918.....	.....	0.....	47,876.....
8. 2016.....	327,398.....	327,398.....	0.....	212,390.....	212,390.....	5,947.....	5,947.....	3,256.....	3,256.....	.....	0.....	49,063.....
9. 2017.....	342,190.....	342,190.....	0.....	184,951.....	184,951.....	4,114.....	4,114.....	2,397.....	2,397.....	.....	0.....	44,151.....
10. 2018.....	359,776.....	359,776.....	0.....	157,880.....	157,880.....	1,568.....	1,568.....	1,618.....	1,618.....	.....	0.....	41,968.....
11. 2019.....	367,677.....	367,677.....	0.....	92,598.....	92,598.....	223.....	223.....	836.....	836.....	.....	0.....	39,771.....
12. Totals.....	XXX.....	XXX.....	XXX.....	1,709,858.....	1,709,858.....	56,337.....	56,337.....	29,646.....	29,646.....	0.....	0.....	XXX.....

	Losses Unpaid				Defense and Cost Containment Unpaid				Adjusting and Other Unpaid		23 Salvage and Subrogation Anticipated	24 Total Net Losses and Expenses Unpaid	25 Number of Claims Outstanding-Direct and Assumed
	Case Basis		Bulk + IBNR		Case Basis		Bulk + IBNR		21 Direct and Assumed	22 Ceded			
	13 Direct and Assumed	14 Ceded	15 Direct and Assumed	16 Ceded	17 Direct and Assumed	18 Ceded	19 Direct and Assumed	20 Ceded					
1. Prior.....	16,783.....	16,783.....	7,565.....	7,565.....	3,520.....	3,520.....	1,631.....	1,631.....	1,539.....	1,539.....	.....	0.....	282.....
2. 2010.....	901.....	901.....	378.....	378.....	182.....	182.....	82.....	82.....	78.....	78.....	.....	0.....	19.....
3. 2011.....	1,126.....	1,126.....	454.....	454.....	194.....	194.....	85.....	85.....	81.....	81.....	.....	0.....	31.....
4. 2012.....	1,547.....	1,547.....	676.....	676.....	291.....	291.....	130.....	130.....	126.....	126.....	.....	0.....	36.....
5. 2013.....	4,031.....	4,031.....	426.....	426.....	742.....	742.....	81.....	81.....	241.....	241.....	.....	0.....	54.....
6. 2014.....	3,011.....	3,011.....	1,132.....	1,132.....	422.....	422.....	216.....	216.....	181.....	181.....	.....	0.....	90.....
7. 2015.....	5,725.....	5,725.....	1,849.....	1,849.....	782.....	782.....	321.....	321.....	313.....	313.....	.....	0.....	170.....
8. 2016.....	13,251.....	13,251.....	4,511.....	4,511.....	1,784.....	1,784.....	751.....	751.....	720.....	720.....	.....	0.....	396.....
9. 2017.....	21,637.....	21,637.....	7,461.....	7,461.....	2,531.....	2,531.....	976.....	976.....	980.....	980.....	.....	0.....	735.....
10. 2018.....	43,888.....	43,888.....	18,761.....	18,761.....	4,826.....	4,826.....	2,393.....	2,393.....	2,020.....	2,020.....	.....	0.....	1,873.....
11. 2019.....	89,541.....	89,541.....	44,415.....	44,415.....	8,522.....	8,522.....	4,729.....	4,729.....	4,182.....	4,182.....	.....	0.....	8,711.....
12. Totals.....	201,442.....	201,442.....	87,629.....	87,629.....	23,796.....	23,796.....	11,395.....	11,395.....	10,461.....	10,461.....	0.....	0.....	12,397.....

	Total Losses and Loss Expenses Incurred			Loss and Loss Expense Percentage (Incurred/Premiums Earned)			Nontabular Discount		34 Inter-Company Pooling Participation Percentage	Net Balance Sheet Reserves after Discount	
	26 Direct and Assumed	27 Ceded	28 Net	29 Direct and Assumed	30 Ceded	31 Net	32 Loss	33 Loss Expense		35 Losses Unpaid	36 Loss Expenses Unpaid
1. Prior.....	XXX.....	XXX.....	XXX.....	XXX.....	XXX.....	XXX.....	.....	.....	XXX.....	0.....	0.....
2. 2010.....	161,083.....	161,083.....	0.....	67.8.....	67.8.....	0.0.....	.....	.....	.....	0.....	0.....
3. 2011.....	176,585.....	176,585.....	0.....	71.7.....	71.7.....	0.0.....	.....	.....	.....	0.....	0.....
4. 2012.....	187,269.....	187,269.....	0.....	73.0.....	73.0.....	0.0.....	.....	.....	.....	0.....	0.....
5. 2013.....	198,050.....	198,050.....	0.....	72.0.....	72.0.....	0.0.....	.....	.....	.....	0.....	0.....
6. 2014.....	198,421.....	198,421.....	0.....	67.0.....	67.0.....	0.0.....	.....	.....	.....	0.....	0.....
7. 2015.....	231,439.....	231,439.....	0.....	74.0.....	74.0.....	0.0.....	.....	.....	.....	0.....	0.....
8. 2016.....	242,610.....	242,610.....	0.....	74.1.....	74.1.....	0.0.....	.....	.....	.....	0.....	0.....
9. 2017.....	225,048.....	225,048.....	0.....	65.8.....	65.8.....	0.0.....	.....	.....	.....	0.....	0.....
10. 2018.....	232,954.....	232,954.....	0.....	64.7.....	64.7.....	0.0.....	.....	.....	.....	0.....	0.....
11. 2019.....	245,048.....	245,048.....	0.....	66.6.....	66.6.....	0.0.....	.....	.....	.....	0.....	0.....
12. Totals.....	XXX.....	XXX.....	XXX.....	XXX.....	XXX.....	XXX.....	0.....	0.....	XXX.....	0.....	0.....

**SCHEDULE P - PART 1C - COMMERCIAL AUTO/TRUCK LIABILITY/MEDICAL**

(\$000 omitted)

Years in Which Premiums Were Earned and Losses Were Incurred	Premiums Earned			Loss and Loss Expense Payments						10 Salvage and Subrogation Received	11 Total Net Paid (Cols. 4 - 5 + 6 - 7 + 8 - 9)	12 Number of Claims Reported-Direct and Assumed
	1 Direct and Assumed	2 Ceded	3 Net (Cols. 1 - 2)	Loss Payments		Defense and Cost Containment Payments		Adjusting and Other Payments				
				4 Direct and Assumed	5 Ceded	6 Direct and Assumed	7 Ceded	8 Direct and Assumed	9 Ceded			
1. Prior.....	XXX	XXX	XXX								0	XXX
2. 2010.....			0								0	
3. 2011.....			0								0	
4. 2012.....			0								0	
5. 2013.....			0								0	
6. 2014.....			0								0	
7. 2015.....			0								0	
8. 2016.....			0								0	
9. 2017.....			0								0	
10. 2018.....			0								0	
11. 2019.....			0								0	
12. Totals.....	XXX	XXX	XXX	0	0	0	0	0	0	0	0	XXX

	Losses Unpaid				Defense and Cost Containment Unpaid				Adjusting and Other Unpaid		23 Salvage and Subrogation Anticipated	24 Total Net Losses and Expenses Unpaid	25 Number of Claims Outstanding-Direct and Assumed
	Case Basis		Bulk + IBNR		Case Basis		Bulk + IBNR		21 Direct and Assumed	22 Ceded			
	13 Direct and Assumed	14 Ceded	15 Direct and Assumed	16 Ceded	17 Direct and Assumed	18 Ceded	19 Direct and Assumed	20 Ceded					
1. Prior.....												0	
2. 2010.....												0	
3. 2011.....												0	
4. 2012.....												0	
5. 2013.....												0	
6. 2014.....												0	
7. 2015.....												0	
8. 2016.....												0	
9. 2017.....												0	
10. 2018.....												0	
11. 2019.....												0	
12. Totals.....	0	0	0	0	0	0	0	0	0	0	0	0	0

**NONE**

	Total Losses and Loss Expenses Incurred			Loss and Loss Expense Percentage (Incurred/Premiums Earned)			Nontabular Discount		34 Inter-Company Pooling Participation Percentage	Net Balance Sheet Reserves after Discount	
	26 Direct and Assumed	27 Ceded	28 Net	29 Direct and Assumed	30 Ceded	31 Net	32 Loss	33 Loss Expense		35 Losses Unpaid	36 Loss Expenses Unpaid
1. Prior.....	XXX	XXX	XXX	XXX	XXX	XXX			XXX	0	0
2. 2010.....	0	0	0	0.0	0.0	0.0				0	0
3. 2011.....	0	0	0	0.0	0.0	0.0				0	0
4. 2012.....	0	0	0	0.0	0.0	0.0				0	0
5. 2013.....	0	0	0	0.0	0.0	0.0				0	0
6. 2014.....	0	0	0	0.0	0.0	0.0				0	0
7. 2015.....	0	0	0	0.0	0.0	0.0				0	0
8. 2016.....	0	0	0	0.0	0.0	0.0				0	0
9. 2017.....	0	0	0	0.0	0.0	0.0				0	0
10. 2018.....	0	0	0	0.0	0.0	0.0				0	0
11. 2019.....	0	0	0	0.0	0.0	0.0				0	0
12. Totals.....	XXX	XXX	XXX	XXX	XXX	XXX	0	0	XXX	0	0

**SCHEDULE P - PART 1D - WORKERS' COMPENSATION  
(EXCLUDING EXCESS WORKERS' COMPENSATION)**

(\$000 omitted)

Years in Which Premiums Were Earned and Losses Were Incurred	Premiums Earned			Loss and Loss Expense Payments							12 Number of Claims Reported- Direct and Assumed	
	1 Direct and Assumed	2 Ceded	3 Net (Cols. 1 - 2)	Loss Payments		Defense and Cost Containment Payments		Adjusting and Other Payments		10 Salvage and Subrogation Received		11 Total Net Paid (Cols. 4 - 5 + 6 - 7 + 8 - 9)
				4 Direct and Assumed	5 Ceded	6 Direct and Assumed	7 Ceded	8 Direct and Assumed	9 Ceded			
1. Prior.....	XXX	XXX	XXX	103	103	8	8				0	XXX
2. 2010.....	42	42	0			3	3				0	1
3. 2011.....	43	43	0								0	
4. 2012.....	44	44	0								0	
5. 2013.....	44	44	0			1	1	1	1		0	
6. 2014.....	45	45	0								0	
7. 2015.....	24	24	0								0	
8. 2016.....			0								0	
9. 2017.....			0								0	
10. 2018.....			0								0	
11. 2019.....			0								0	
12. Totals....	XXX	XXX	XXX	103	103	12	12	1	1	0	0	XXX

	Losses Unpaid				Defense and Cost Containment Unpaid				Adjusting and Other Unpaid		23 Salvage and Subrogation Anticipated	24 Total Net Losses and Expenses Unpaid	25 Number of Claims Outstanding- Direct and Assumed
	Case Basis		Bulk + IBNR		Case Basis		Bulk + IBNR		21 Direct and Assumed	22 Ceded			
	13 Direct and Assumed	14 Ceded	15 Direct and Assumed	16 Ceded	17 Direct and Assumed	18 Ceded	19 Direct and Assumed	20 Ceded					
1. Prior.....	2,862	2,862	403	403	93	93	53	53			0		
2. 2010.....											0		
3. 2011.....											0		
4. 2012.....											0		
5. 2013.....											0		
6. 2014.....											0		
7. 2015.....											0		
8. 2016.....											0		
9. 2017.....											0		
10. 2018.....											0		
11. 2019.....											0		
12. Totals....	2,862	2,862	403	403	93	93	53	53	0	0	0	0	

	Total Losses and Loss Expenses Incurred			Loss and Loss Expense Percentage (Incurred/Premiums Earned)			Nontabular Discount		34 Inter- Company Pooling Participation Percentage	Net Balance Sheet Reserves after Discount	
	26 Direct and Assumed	27 Ceded	28 Net	29 Direct and Assumed	30 Ceded	31 Net	32 Loss	33 Loss Expense		35 Losses Unpaid	36 Loss Expenses Unpaid
1. Prior..	XXX	XXX	XXX	XXX	XXX	XXX			XXX	0	0
2. 2010.	3	3	0	7.8	7.8	0.0				0	0
3. 2011.	0	0	0	0.0	0.0	0.0				0	0
4. 2012.	0	0	0	0.0	0.0	0.0				0	0
5. 2013.	2	2	0	5.3	5.3	0.0				0	0
6. 2014.	0	0	0	0.0	0.0	0.0				0	0
7. 2015.	0	0	0	0.0	0.0	0.0				0	0
8. 2016.	0	0	0	0.0	0.0	0.0				0	0
9. 2017.	0	0	0	0.0	0.0	0.0				0	0
10. 2018.	0	0	0	0.0	0.0	0.0				0	0
11. 2019.	0	0	0	0.0	0.0	0.0				0	0
12. Totals	XXX	XXX	XXX	XXX	XXX	XXX	0	0	XXX	0	0



**SCHEDULE P - PART 1E - COMMERCIAL MULTIPLE PERIL**

(\$000 omitted)

Years in Which Premiums Were Earned and Losses Were Incurred	Premiums Earned			Loss and Loss Expense Payments						10 Salvage and Subrogation Received	11 Total Net Paid (Cols. 4 - 5 + 6 - 7 + 8 - 9)	12 Number of Claims Reported-Direct and Assumed
	1 Direct and Assumed	2 Ceded	3 Net (Cols. 1 - 2)	Loss Payments		Defense and Cost Containment Payments		Adjusting and Other Payments				
				4 Direct and Assumed	5 Ceded	6 Direct and Assumed	7 Ceded	8 Direct and Assumed	9 Ceded			
1. Prior.....	XXX	XXX	XXX	57	57	19	19				0	XXX
2. 2010.....			0								0	
3. 2011.....	1	1	0								0	
4. 2012.....			0								0	
5. 2013.....			0								0	
6. 2014.....			0								0	
7. 2015.....			0								0	
8. 2016.....			0								0	
9. 2017.....			0								0	
10. 2018.....			0								0	
11. 2019.....			0								0	
12. Totals.....	XXX	XXX	XXX	57	57	19	19	0	0	0	0	XXX

	Losses Unpaid				Defense and Cost Containment Unpaid				Adjusting and Other Unpaid		23 Salvage and Subrogation Anticipated	24 Total Net Losses and Expenses Unpaid	25 Number of Claims Outstanding-Direct and Assumed
	Case Basis		Bulk + IBNR		Case Basis		Bulk + IBNR		21 Direct and Assumed	22 Ceded			
	13 Direct and Assumed	14 Ceded	15 Direct and Assumed	16 Ceded	17 Direct and Assumed	18 Ceded	19 Direct and Assumed	20 Ceded					
1. Prior.....	553	553	87	87	18	18	11	11				0	
2. 2010.....												0	
3. 2011.....												0	
4. 2012.....												0	
5. 2013.....												0	
6. 2014.....												0	
7. 2015.....												0	
8. 2016.....												0	
9. 2017.....												0	
10. 2018.....												0	
11. 2019.....												0	
12. Totals.....	553	553	87	87	18	18	11	11	0	0	0	0	0

	Total Losses and Loss Expenses Incurred			Loss and Loss Expense Percentage (Incurred/Premiums Earned)			Nontabular Discount		34 Inter-Company Pooling Participation Percentage	Net Balance Sheet Reserves after Discount	
	26 Direct and Assumed	27 Ceded	28 Net	29 Direct and Assumed	30 Ceded	31 Net	32 Loss	33 Loss Expense		35 Losses Unpaid	36 Loss Expenses Unpaid
1. Prior.....	XXX	XXX	XXX	XXX	XXX	XXX			XXX	0	0
2. 2010.....	0	0	0	0.0	0.0	0.0				0	0
3. 2011.....	0	0	0	0.0	0.0	0.0				0	0
4. 2012.....	0	0	0	0.0	0.0	0.0				0	0
5. 2013.....	0	0	0	0.0	0.0	0.0				0	0
6. 2014.....	0	0	0	0.0	0.0	0.0				0	0
7. 2015.....	0	0	0	0.0	0.0	0.0				0	0
8. 2016.....	0	0	0	0.0	0.0	0.0				0	0
9. 2017.....	0	0	0	0.0	0.0	0.0				0	0
10. 2018.....	0	0	0	0.0	0.0	0.0				0	0
11. 2019.....	0	0	0	0.0	0.0	0.0				0	0
12. Totals.....	XXX	XXX	XXX	XXX	XXX	XXX	0	0	XXX	0	0

**Sch. P - Pt. 1F - Sn. 1**  
**NONE**

**Sch. P - Pt. 1F - Sn. 2**  
**NONE**

**SCHEDULE P - PART 1G - SPECIAL LIABILITY  
(OCEAN MARINE, AIRCRAFT (ALL PERILS), BOILER AND MACHINERY)  
(\$000 omitted)**

Years in Which Premiums Were Earned and Losses Were Incurred	Premiums Earned			Loss and Loss Expense Payments							12 Number of Claims Reported- Direct and Assumed	
	1 Direct and Assumed	2 Ceded	3 Net (Cols. 1 - 2)	Loss Payments		Defense and Cost Containment Payments		Adjusting and Other Payments		10 Salvage and Subrogation Received		11 Total Net Paid (Cols. 4 - 5 + 6 - 7 + 8 - 9)
				4 Direct and Assumed	5 Ceded	6 Direct and Assumed	7 Ceded	8 Direct and Assumed	9 Ceded			
1. Prior.....	XXX	XXX	XXX								0	XXX
2. 2010.....			0								0	XXX
3. 2011.....	1	1	0								0	XXX
4. 2012.....			0								0	XXX
5. 2013.....			0								0	XXX
6. 2014.....			0								0	XXX
7. 2015.....			0								0	XXX
8. 2016.....			0								0	XXX
9. 2017.....			0								0	XXX
10. 2018.....			0								0	XXX
11. 2019.....			0								0	XXX
12. Totals....	XXX	XXX	XXX	0	0	0	0	0	0	0	0	XXX

	Losses Unpaid				Defense and Cost Containment Unpaid				Adjusting and Other Unpaid		23 Salvage and Subrogation Anticipated	24 Total Net Losses and Expenses Unpaid	25 Number of Claims Outstanding- Direct and Assumed
	Case Basis		Bulk + IBNR		Case Basis		Bulk + IBNR		21 Direct and Assumed	22 Ceded			
	13 Direct and Assumed	14 Ceded	15 Direct and Assumed	16 Ceded	17 Direct and Assumed	18 Ceded	19 Direct and Assumed	20 Ceded					
1. Prior.....												0	
2. 2010.....												0	
3. 2011.....												0	
4. 2012.....												0	
5. 2013.....												0	
6. 2014.....												0	
7. 2015.....												0	
8. 2016.....												0	
9. 2017.....												0	
10. 2018.....												0	
11. 2019.....												0	
12. Totals....	0	0	0	0	0	0	0	0	0	0	0	0	0

	Total Losses and Loss Expenses Incurred			Loss and Loss Expense Percentage (Incurred/Premiums Earned)			Nontabular Discount		34 Inter-Company Pooling Participation Percentage	Net Balance Sheet Reserves after Discount	
	26 Direct and Assumed	27 Ceded	28 Net	29 Direct and Assumed	30 Ceded	31 Net	32 Loss	33 Loss Expense		35 Losses Unpaid	36 Loss Expenses Unpaid
1. Prior..	XXX	XXX	XXX	XXX	XXX	XXX			XXX	0	0
2. 2010.	0	0	0	0.0	0.0	0.0				0	0
3. 2011.	0	0	0	0.0	0.0	0.0				0	0
4. 2012.	0	0	0	0.0	0.0	0.0				0	0
5. 2013.	0	0	0	0.0	0.0	0.0				0	0
6. 2014.	0	0	0	0.0	0.0	0.0				0	0
7. 2015.	0	0	0	0.0	0.0	0.0				0	0
8. 2016.	0	0	0	0.0	0.0	0.0				0	0
9. 2017.	0	0	0	0.0	0.0	0.0				0	0
10. 2018.	0	0	0	0.0	0.0	0.0				0	0
11. 2019.	0	0	0	0.0	0.0	0.0				0	0
12. Totals	XXX	XXX	XXX	XXX	XXX	XXX	0	0	XXX	0	0

**SCHEDULE P - PART 1H - SECTION 1 - OTHER LIABILITY - OCCURRENCE**

(\$000 omitted)

Years in Which Premiums Were Earned and Losses Were Incurred	Premiums Earned			Loss and Loss Expense Payments						10 Salvage and Subrogation Received	11 Total Net Paid (Cols. 4 - 5 + 6 - 7 + 8 - 9)	12 Number of Claims Reported-Direct and Assumed
	1 Direct and Assumed	2 Ceded	3 Net (Cols. 1 - 2)	Loss Payments		Defense and Cost Containment Payments		Adjusting and Other Payments				
				4 Direct and Assumed	5 Ceded	6 Direct and Assumed	7 Ceded	8 Direct and Assumed	9 Ceded			
1. Prior.....	XXX	XXX	XXX	718	718	292	292				0	XXX
2. 2010.....	546	546	0	1,275	1,275						0	2
3. 2011.....	751	751	0	35	35			31	31		0	1
4. 2012.....	977	977	0	175	175						0	1
5. 2013.....	1,358	1,358	0			7	7	0	0		0	4
6. 2014.....	1,728	1,728	0	495	495						0	4
7. 2015.....	2,006	2,006	0	1,575	1,575	3	3	0	0		0	14
8. 2016.....	2,302	2,302	0	253	253						0	9
9. 2017.....	2,570	2,570	0	2,000	2,000						0	4
10. 2018.....	2,853	2,853	0	1,003	1,003	6	6	0	0		0	6
11. 2019.....	3,084	3,084	0								0	1
12. Totals.....	XXX	XXX	XXX	7,529	7,529	308	308	32	32	0	0	XXX

	Losses Unpaid				Defense and Cost Containment Unpaid				Adjusting and Other Unpaid		23 Salvage and Subrogation Anticipated	24 Total Net Losses and Expenses Unpaid	25 Number of Claims Outstanding-Direct and Assumed
	Case Basis		Bulk + IBNR		Case Basis		Bulk + IBNR		21 Direct and Assumed	22 Ceded			
	13 Direct and Assumed	14 Ceded	15 Direct and Assumed	16 Ceded	17 Direct and Assumed	18 Ceded	19 Direct and Assumed	20 Ceded					
1. Prior.....	9,306	9,306	1,560	1,560	301	301	206	206				0	
2. 2010.....												0	
3. 2011.....	124	124			1	1			0	0		0	1
4. 2012.....												0	
5. 2013.....												0	
6. 2014.....												0	
7. 2015.....	97	97	38	38	1	1	0	0	0	0		0	1
8. 2016.....	930	930	64	64	9	9	1	1	1	1		0	4
9. 2017.....	212	212	141	141	2	2	1	1	0	0		0	3
10. 2018.....	516	516	462	462	5	5	4	4	1	1		0	3
11. 2019.....	30	30	1,262	1,262	0	0	12	12	1	1		0	1
12. Totals.....	11,215	11,215	3,526	3,526	319	319	224	224	3	3	0	0	13

	Total Losses and Loss Expenses Incurred			Loss and Loss Expense Percentage (Incurred/Premiums Earned)			Nontabular Discount		34 Inter-Company Pooling Participation Percentage	Net Balance Sheet Reserves after Discount	
	26 Direct and Assumed	27 Ceded	28 Net	29 Direct and Assumed	30 Ceded	31 Net	32 Loss	33 Loss Expense		35 Losses Unpaid	36 Loss Expenses Unpaid
1. Prior.....	XXX	XXX	XXX	XXX	XXX	XXX			XXX	0	0
2. 2010.....	1,275	1,275	0	233.5	233.5	0.0				0	0
3. 2011.....	192	192	0	25.6	25.6	0.0				0	0
4. 2012.....	175	175	0	17.9	17.9	0.0				0	0
5. 2013.....	7	7	0	0.5	0.5	0.0				0	0
6. 2014.....	495	495	0	28.6	28.6	0.0				0	0
7. 2015.....	1,714	1,714	0	85.4	85.4	0.0				0	0
8. 2016.....	1,256	1,256	0	54.6	54.6	0.0				0	0
9. 2017.....	2,356	2,356	0	91.7	91.7	0.0				0	0
10. 2018.....	1,997	1,997	0	70.0	70.0	0.0				0	0
11. 2019.....	1,304	1,304	0	42.3	42.3	0.0				0	0
12. Totals.....	XXX	XXX	XXX	XXX	XXX	XXX	0	0	XXX	0	0

**SCHEDULE P - PART 1H - SECTION 2 - OTHER LIABILITY - CLAIMS-MADE**

(\$000 omitted)

Years in Which Premiums Were Earned and Losses Were Incurred	Premiums Earned			Loss and Loss Expense Payments						10 Salvage and Subrogation Received	11 Total Net Paid (Cols. 4 - 5 + 6 - 7 + 8 - 9)	12 Number of Claims Reported-Direct and Assumed
	1 Direct and Assumed	2 Ceded	3 Net (Cols. 1 - 2)	Loss Payments		Defense and Cost Containment Payments		Adjusting and Other Payments				
				4 Direct and Assumed	5 Ceded	6 Direct and Assumed	7 Ceded	8 Direct and Assumed	9 Ceded			
1. Prior.....	XXX.....	XXX.....	XXX.....								0	XXX.....
2. 2010.....			0								0	0
3. 2011.....			0								0	0
4. 2012.....			0								0	0
5. 2013.....			0								0	0
6. 2014.....			0								0	0
7. 2015.....			0								0	0
8. 2016.....			0								0	0
9. 2017.....			0								0	0
10. 2018.....			0								0	0
11. 2019.....			0								0	0
12. Totals.....	XXX.....	XXX.....	XXX.....	0	0	0	0	0	0	0	0	XXX.....

	Losses Unpaid				Defense and Cost Containment Unpaid				Adjusting and Other Unpaid		23 Salvage and Subrogation Anticipated	24 Total Net Losses and Expenses Unpaid	25 Number of Claims Outstanding-Direct and Assumed
	Case Basis		Bulk + IBNR		Case Basis		Bulk + IBNR		21 Direct and Assumed	22 Ceded			
	13 Direct and Assumed	14 Ceded	15 Direct and Assumed	16 Ceded	17 Direct and Assumed	18 Ceded	19 Direct and Assumed	20 Ceded					
1. Prior.....												0	
2. 2010.....												0	
3. 2011.....												0	
4. 2012.....												0	
5. 2013.....												0	
6. 2014.....												0	
7. 2015.....												0	
8. 2016.....												0	
9. 2017.....												0	
10. 2018.....												0	
11. 2019.....												0	
12. Totals.....	0	0	0	0	0	0	0	0	0	0	0	0	0

**NONE**

	Total Losses and Loss Expenses Incurred			Loss and Loss Expense Percentage (Incurred/Premiums Earned)			Nontabular Discount		34 Inter-Company Pooling Participation Percentage	Net Balance Sheet Reserves after Discount	
	26 Direct and Assumed	27 Ceded	28 Net	29 Direct and Assumed	30 Ceded	31 Net	32 Loss	33 Loss Expense		35 Losses Unpaid	36 Loss Expenses Unpaid
1. Prior.....	XXX.....	XXX.....	XXX.....	XXX.....	XXX.....	XXX.....			XXX.....	0	0
2. 2010.....	0	0	0	0.0	0.0	0.0				0	0
3. 2011.....	0	0	0	0.0	0.0	0.0				0	0
4. 2012.....	0	0	0	0.0	0.0	0.0				0	0
5. 2013.....	0	0	0	0.0	0.0	0.0				0	0
6. 2014.....	0	0	0	0.0	0.0	0.0				0	0
7. 2015.....	0	0	0	0.0	0.0	0.0				0	0
8. 2016.....	0	0	0	0.0	0.0	0.0				0	0
9. 2017.....	0	0	0	0.0	0.0	0.0				0	0
10. 2018.....	0	0	0	0.0	0.0	0.0				0	0
11. 2019.....	0	0	0	0.0	0.0	0.0				0	0
12. Totals.....	XXX.....	XXX.....	XXX.....	XXX.....	XXX.....	XXX.....	0	0	XXX.....	0	0

**SCHEDULE P - PART 1I - SPECIAL PROPERTY (FIRE, ALLIED LINES, INLAND MARINE, EARTHQUAKE, BURGLARY AND THEFT)**  
 (\$'000 omitted)

Years in Which Premiums Were Earned and Losses Were Incurred	Premiums Earned			Loss and Loss Expense Payments						12 Number of Claims Reported-Direct and Assumed		
	1 Direct and Assumed	2 Ceded	3 Net (Cols. 1 - 2)	Loss Payments		Defense and Cost Containment Payments		Adjusting and Other Payments			10 Salvage and Subrogation Received	11 Total Net Paid (Cols. 4 - 5 + 6 - 7 + 8 - 9)
				4 Direct and Assumed	5 Ceded	6 Direct and Assumed	7 Ceded	8 Direct and Assumed	9 Ceded			
1. Prior.....	.....XXX.....	.....XXX.....	.....XXX.....	.....(6).....	.....(6).....	.....0.....	.....0.....	.....0.....	.....0.....	.....0.....	.....0.....	.....XXX.....
2. 2018.....	.....4,142.....	.....4,142.....	.....0.....	.....870.....	.....870.....	.....0.....	.....0.....	.....8.....	.....8.....	.....0.....	.....0.....	.....XXX.....
3. 2019.....	.....4,160.....	.....4,160.....	.....0.....	.....818.....	.....818.....	.....4.....	.....4.....	.....6.....	.....6.....	.....0.....	.....0.....	.....XXX.....
4. Totals....	.....XXX.....	.....XXX.....	.....XXX.....	.....1,681.....	.....1,681.....	.....4.....	.....4.....	.....14.....	.....14.....	.....0.....	.....0.....	.....XXX.....

	Losses Unpaid				Defense and Cost Containment Unpaid				Adjusting and Other Unpaid		23 Salvage and Subrogation Anticipated	24 Total Net Losses and Expenses Unpaid	25 Number of Claims Outstanding-Direct and Assumed
	Case Basis		Bulk + IBNR		Case Basis		Bulk + IBNR		21 Direct and Assumed	22 Ceded			
	13 Direct and Assumed	14 Ceded	15 Direct and Assumed	16 Ceded	17 Direct and Assumed	18 Ceded	19 Direct and Assumed	20 Ceded					
1. Prior.....	.....	.....	.....16.....	.....16.....	.....	.....	......1.....	......1.....	......2.....	......2.....	.....0.....	.....	
2. 2018.....	.....	.....	......7.....	......7.....	.....	.....	......0.....	......0.....	......1.....	......1.....	.....0.....	.....	
3. 2019.....	.....100.....	.....100.....	......167.....	......167.....	......2.....	......2.....	......5.....	......5.....	......25.....	......25.....	.....0.....	......14.....	
4. Totals..	.....100.....	.....100.....	......191.....	......191.....	......2.....	......2.....	......6.....	......6.....	......28.....	......28.....	......0.....	......14.....	

	Total Losses and Loss Expenses Incurred			Loss and Loss Expense Percentage (Incurred/Premiums Earned)			Nontabular Discount		34 Inter-Company Pooling Participation Percentage	Net Balance Sheet Reserves after Discount	
	26 Direct and Assumed	27 Ceded	28 Net	29 Direct and Assumed	30 Ceded	31 Net	32 Loss	33 Loss Expense		35 Losses Unpaid	36 Loss Expenses Unpaid
1. Prior..	.....XXX.....	.....XXX.....	.....XXX.....	.....XXX.....	.....XXX.....	.....XXX.....	.....	.....	.....XXX.....	.....0.....	.....0.....
2. 2018..	.....886.....	.....886.....	.....0.....	......21.4.....	......21.4.....	......0.0.....	.....	.....	.....	.....0.....	.....0.....
3. 2019..	.....1,127.....	.....1,127.....	.....0.....	......27.1.....	......27.1.....	......0.0.....	.....	.....	.....	.....0.....	.....0.....
4. Totals	.....XXX.....	.....XXX.....	.....XXX.....	.....XXX.....	.....XXX.....	.....XXX.....	......0.....	......0.....	.....XXX.....	......0.....	......0.....

**SCHEDULE P - PART 1J - AUTO PHYSICAL DAMAGE**

(\$000 omitted)

Years in Which Premiums Were Earned and Losses Were Incurred	Premiums Earned			Loss and Loss Expense Payments						10 Salvage and Subrogation Received	11 Total Net Paid (Cols. 4 - 5 + 6 - 7 + 8 - 9)	12 Number of Claims Reported-Direct and Assumed
	1 Direct and Assumed	2 Ceded	3 Net (Cols. 1 - 2)	Loss Payments		Defense and Cost Containment Payments		Adjusting and Other Payments				
				4 Direct and Assumed	5 Ceded	6 Direct and Assumed	7 Ceded	8 Direct and Assumed	9 Ceded			
1. Prior.....	.....XXX.....	.....XXX.....	.....XXX.....	.....(595).....	.....(595).....	.....119.....	.....119.....	.....95.....	.....95.....	.....0.....	.....0.....	.....XXX.....
2. 2018.....	.....263,837.....	.....263,837.....	.....0.....	.....140,986.....	.....140,986.....	.....479.....	.....479.....	.....2,703.....	.....2,703.....	.....0.....	.....0.....	.....121,291.....
3. 2019.....	.....273,420.....	.....273,420.....	.....0.....	.....151,770.....	.....151,770.....	.....267.....	.....267.....	.....2,492.....	.....2,492.....	.....0.....	.....0.....	.....119,798.....
4. Totals.....	.....XXX.....	.....XXX.....	.....XXX.....	.....292,161.....	.....292,161.....	.....865.....	.....865.....	.....5,290.....	.....5,290.....	.....0.....	.....0.....	.....XXX.....

	Losses Unpaid				Defense and Cost Containment Unpaid				Adjusting and Other Unpaid		23 Salvage and Subrogation Anticipated	24 Total Net Losses and Expenses Unpaid	25 Number of Claims Outstanding-Direct and Assumed
	Case Basis		Bulk + IBNR		Case Basis		Bulk + IBNR		21 Direct and Assumed	22 Ceded			
	13 Direct and Assumed	14 Ceded	15 Direct and Assumed	16 Ceded	17 Direct and Assumed	18 Ceded	19 Direct and Assumed	20 Ceded					
1. Prior.....	.....715.....	.....715.....	.....(325).....	.....(325).....	.....(21).....	.....(21).....	.....15.....	.....15.....	.....(8).....	.....(8).....	.....0.....	.....0.....	.....59.....
2. 2018.....	.....215.....	.....215.....	.....(669).....	.....(669).....	.....(7).....	.....(7).....	.....33.....	.....33.....	.....62.....	.....62.....	.....0.....	.....0.....	.....10.....
3. 2019.....	.....15,968.....	.....15,968.....	.....(13,125).....	.....(13,125).....	.....(598).....	.....(598).....	.....722.....	.....722.....	.....437.....	.....437.....	.....0.....	.....0.....	.....3,656.....
4. Totals.....	.....16,897.....	.....16,897.....	.....(14,120).....	.....(14,120).....	.....(626).....	.....(626).....	.....769.....	.....769.....	.....491.....	.....491.....	.....0.....	.....0.....	.....3,725.....

	Total Losses and Loss Expenses Incurred			Loss and Loss Expense Percentage (Incurred/Premiums Earned)			Nontabular Discount		34 Inter-Company Pooling Participation Percentage	Net Balance Sheet Reserves after Discount	
	26 Direct and Assumed	27 Ceded	28 Net	29 Direct and Assumed	30 Ceded	31 Net	32 Loss	33 Loss Expense		35 Losses Unpaid	36 Loss Expenses Unpaid
1. Prior..	.....XXX.....	.....XXX.....	.....XXX.....	.....XXX.....	.....XXX.....	.....XXX.....	.....0.....	.....0.....	.....XXX.....	.....0.....	.....0.....
2. 2018.	.....143,801.....	.....143,801.....	.....0.....	.....54.5.....	.....54.5.....	.....0.0.....	.....0.....	.....0.....	.....0.....	.....0.....	.....0.....
3. 2019.	.....157,932.....	.....157,932.....	.....0.....	.....57.8.....	.....57.8.....	.....0.0.....	.....0.....	.....0.....	.....0.....	.....0.....	.....0.....
4. Totals	.....XXX.....	.....XXX.....	.....XXX.....	.....XXX.....	.....XXX.....	.....XXX.....	.....0.....	.....0.....	.....XXX.....	.....0.....	.....0.....

**Sch. P - Pt. 1K  
NONE**

**Sch. P - Pt. 1L  
NONE**

**Sch. P - Pt. 1M  
NONE**



**SCHEDULE P - PART 1N - REINSURANCE**  
NONPROPORTIONAL ASSUMED PROPERTY (\$000 omitted)

Years in Which Premiums Were Earned and Losses Were Incurred	Premiums Earned			Loss and Loss Expense Payments						12 Number of Claims Reported-Direct and Assumed		
	1 Direct and Assumed	2 Ceded	3 Net (Cols. 1 - 2)	Loss Payments		Defense and Cost Containment Payments		Adjusting and Other Payments			10 Salvage and Subrogation Received	11 Total Net Paid (Cols. 4 - 5 + 6 - 7 + 8 - 9)
				4 Direct and Assumed	5 Ceded	6 Direct and Assumed	7 Ceded	8 Direct and Assumed	9 Ceded			
1. Prior.....	XXX	XXX	XXX	1,767	1,767	29	29				0	XXX
2. 2010.....	(5)	(5)	0								0	XXX
3. 2011.....			0								0	XXX
4. 2012.....			0								0	XXX
5. 2013.....			0								0	XXX
6. 2014.....			0								0	XXX
7. 2015.....	(1)	(1)	0								0	XXX
8. 2016.....			0								0	XXX
9. 2017.....			0								0	XXX
10. 2018.....			0								0	XXX
11. 2019.....			0								0	XXX
12. Totals.....	XXX	XXX	XXX	1,767	1,767	29	29	0	0	0	0	XXX

	Losses Unpaid				Defense and Cost Containment Unpaid				Adjusting and Other Unpaid		23 Salvage and Subrogation Anticipated	24 Total Net Losses and Expenses Unpaid	25 Number of Claims Outstanding-Direct and Assumed
	Case Basis		Bulk + IBNR		Case Basis		Bulk + IBNR		21 Direct and Assumed	22 Ceded			
	13 Direct and Assumed	14 Ceded	15 Direct and Assumed	16 Ceded	17 Direct and Assumed	18 Ceded	19 Direct and Assumed	20 Ceded					
1. Prior.....	11,478	11,478	1,674	1,674	372	372	221	221			0	XXX	
2. 2010.....											0	XXX	
3. 2011.....											0	XXX	
4. 2012.....											0	XXX	
5. 2013.....											0	XXX	
6. 2014.....											0	XXX	
7. 2015.....											0	XXX	
8. 2016.....											0	XXX	
9. 2017.....											0	XXX	
10. 2018.....											0	XXX	
11. 2019.....											0	XXX	
12. Totals.....	11,478	11,478	1,674	1,674	372	372	221	221	0	0	0	XXX	

	Total Losses and Loss Expenses Incurred			Loss and Loss Expense Percentage (Incurred/Premiums Earned)			Nontabular Discount		34 Inter-Company Pooling Participation Percentage	Net Balance Sheet Reserves after Discount	
	26 Direct and Assumed	27 Ceded	28 Net	29 Direct and Assumed	30 Ceded	31 Net	32 Loss	33 Loss Expense		35 Losses Unpaid	36 Loss Expenses Unpaid
1. Prior.....	XXX	XXX	XXX	XXX	XXX	XXX			XXX	0	0
2. 2010.....	0	0	0	0.0	0.0	0.0				0	0
3. 2011.....	0	0	0	0.0	0.0	0.0				0	0
4. 2012.....	0	0	0	0.0	0.0	0.0				0	0
5. 2013.....	0	0	0	0.0	0.0	0.0				0	0
6. 2014.....	0	0	0	0.0	0.0	0.0				0	0
7. 2015.....	0	0	0	0.0	0.0	0.0				0	0
8. 2016.....	0	0	0	0.0	0.0	0.0				0	0
9. 2017.....	0	0	0	0.0	0.0	0.0				0	0
10. 2018.....	0	0	0	0.0	0.0	0.0				0	0
11. 2019.....	0	0	0	0.0	0.0	0.0				0	0
12. Totals.....	XXX	XXX	XXX	XXX	XXX	XXX	0	0	XXX	0	0

**SCHEDULE P - PART 10 - REINSURANCE**  
NONPROPORTIONAL ASSUMED LIABILITY (\$000 omitted)

Years in Which Premiums Were Earned and Losses Were Incurred	Premiums Earned			Loss and Loss Expense Payments						12 Number of Claims Reported-Direct and Assumed		
	1 Direct and Assumed	2 Ceded	3 Net (Cols. 1 - 2)	Loss Payments		Defense and Cost Containment Payments		Adjusting and Other Payments			10 Salvage and Subrogation Received	11 Total Net Paid (Cols. 4 - 5 + 6 - 7 + 8 - 9)
				4 Direct and Assumed	5 Ceded	6 Direct and Assumed	7 Ceded	8 Direct and Assumed	9 Ceded			
1. Prior.....	XXX	XXX	XXX	1,742	1,742	82	82				0	XXX
2. 2010.....	15	15	0								0	XXX
3. 2011.....	22	22	0								0	XXX
4. 2012.....	11	11	0								0	XXX
5. 2013.....	14	14	0								0	XXX
6. 2014.....	7	7	0								0	XXX
7. 2015.....	8	8	0								0	XXX
8. 2016.....	(11)	(11)	0								0	XXX
9. 2017.....	3	3	0								0	XXX
10. 2018.....			0								0	XXX
11. 2019.....			0								0	XXX
12. Totals.....	XXX	XXX	XXX	1,742	1,742	82	82	0	0	0	0	XXX

	Losses Unpaid				Defense and Cost Containment Unpaid				Adjusting and Other Unpaid		23 Salvage and Subrogation Anticipated	24 Total Net Losses and Expenses Unpaid	25 Number of Claims Outstanding-Direct and Assumed
	Case Basis		Bulk + IBNR		Case Basis		Bulk + IBNR		21 Direct and Assumed	22 Ceded			
	13 Direct and Assumed	14 Ceded	15 Direct and Assumed	16 Ceded	17 Direct and Assumed	18 Ceded	19 Direct and Assumed	20 Ceded					
1. Prior.....	10,885	10,885	1,475	1,475	353	353	195	195			0	XXX	
2. 2010.....											0	XXX	
3. 2011.....											0	XXX	
4. 2012.....											0	XXX	
5. 2013.....											0	XXX	
6. 2014.....											0	XXX	
7. 2015.....											0	XXX	
8. 2016.....											0	XXX	
9. 2017.....											0	XXX	
10. 2018.....											0	XXX	
11. 2019.....											0	XXX	
12. Totals.....	10,885	10,885	1,475	1,475	353	353	195	195	0	0	0	XXX	

	Total Losses and Loss Expenses Incurred			Loss and Loss Expense Percentage (Incurred/Premiums Earned)			Nontabular Discount		34 Inter-Company Pooling Participation Percentage	Net Balance Sheet Reserves after Discount	
	26 Direct and Assumed	27 Ceded	28 Net	29 Direct and Assumed	30 Ceded	31 Net	32 Loss	33 Loss Expense		35 Losses Unpaid	36 Loss Expenses Unpaid
1. Prior.....	XXX	XXX	XXX	XXX	XXX	XXX			XXX	0	0
2. 2010.....	0	0	0	0.0	0.0	0.0				0	0
3. 2011.....	0	0	0	0.0	0.0	0.0				0	0
4. 2012.....	0	0	0	0.0	0.0	0.0				0	0
5. 2013.....	0	0	0	0.0	0.0	0.0				0	0
6. 2014.....	0	0	0	0.0	0.0	0.0				0	0
7. 2015.....	0	0	0	0.0	0.0	0.0				0	0
8. 2016.....	0	0	0	0.0	0.0	0.0				0	0
9. 2017.....	0	0	0	0.0	0.0	0.0				0	0
10. 2018.....	0	0	0	0.0	0.0	0.0				0	0
11. 2019.....	0	0	0	0.0	0.0	0.0				0	0
12. Totals.....	XXX	XXX	XXX	XXX	XXX	XXX	0	0	XXX	0	0

**Sch. P - Pt. 1P  
NONE**

**Sch. P - Pt. 1R - Sn. 1  
NONE**

**Sch. P - Pt. 1R - Sn. 2  
NONE**

**Sch. P - Pt. 1S  
NONE**

**Sch. P - Pt. 1T  
NONE**

**SCHEDULE P - PART 2A - HOMEOWNERS/FARMOWNERS**

Years in Which Losses Were Incurred	Incurred Net Losses and Defense and Cost Containment Expenses Reported at Year End (\$000 omitted)										Development	
	1	2	3	4	5	6	7	8	9	10	11	12
	2010	2011	2012	2013	2014	2015	2016	2017	2018	2019	One Year	Two Year
1. Prior.....	148	197	211	232	245	266	266	266	266	266	0	0
2. 2010.....											0	0
3. 2011.....	XXX										0	0
4. 2012.....	XXX	XXX									0	0
5. 2013.....	XXX	XXX	XXX								0	0
6. 2014.....	XXX	XXX	XXX	XXX							0	0
7. 2015.....	XXX	XXX	XXX	XXX	XXX						0	0
8. 2016.....	XXX	XXX	XXX	XXX	XXX	XXX					0	0
9. 2017.....	XXX	XXX	XXX	XXX	XXX	XXX	XXX				0	0
10. 2018.....	XXX	XXX	XXX	XXX	XXX	XXX	XXX	XXX			0	XXX
11. 2019.....	XXX	XXX	XXX	XXX	XXX	XXX	XXX	XXX	XXX		XXX	XXX
12. Totals											0	0

**SCHEDULE P - PART 2B - PRIVATE PASSENGER AUTO LIABILITY/MEDICAL**

1. Prior.....	1,186	1,335	1,960	1,887	1,689	1,776	1,776	1,776	1,776	1,776	0	0
2. 2010.....											0	0
3. 2011.....	XXX										0	0
4. 2012.....	XXX	XXX									0	0
5. 2013.....	XXX	XXX	XXX								0	0
6. 2014.....	XXX	XXX	XXX	XXX							0	0
7. 2015.....	XXX	XXX	XXX	XXX	XXX						0	0
8. 2016.....	XXX	XXX	XXX	XXX	XXX	XXX					0	0
9. 2017.....	XXX	XXX	XXX	XXX	XXX	XXX	XXX				0	0
10. 2018.....	XXX	XXX	XXX	XXX	XXX	XXX	XXX	XXX			0	XXX
11. 2019.....	XXX	XXX	XXX	XXX	XXX	XXX	XXX	XXX	XXX		XXX	XXX
12. Totals											0	0

**SCHEDULE P - PART 2C - COMMERCIAL AUTO/TRUCK LIABILITY/MEDICAL**

1. Prior.....											0	0
2. 2010.....											0	0
3. 2011.....	XXX										0	0
4. 2012.....	XXX	XXX									0	0
5. 2013.....	XXX	XXX	XXX								0	0
6. 2014.....	XXX	XXX	XXX	XXX							0	0
7. 2015.....	XXX	XXX	XXX	XXX	XXX						0	0
8. 2016.....	XXX	XXX	XXX	XXX	XXX	XXX					0	0
9. 2017.....	XXX	XXX	XXX	XXX	XXX	XXX	XXX				0	0
10. 2018.....	XXX	XXX	XXX	XXX	XXX	XXX	XXX	XXX			0	XXX
11. 2019.....	XXX	XXX	XXX	XXX	XXX	XXX	XXX	XXX	XXX		XXX	XXX
12. Totals											0	0

**SCHEDULE P - PART 2D - WORKERS' COMPENSATION (EXCLUDING EXCESS WORKERS' COMPENSATION)**

1. Prior.....	3,511	3,538	3,611	3,792	4,395	5,004	5,004	5,004	5,004	5,004	0	0
2. 2010.....											0	0
3. 2011.....	XXX										0	0
4. 2012.....	XXX	XXX									0	0
5. 2013.....	XXX	XXX	XXX								0	0
6. 2014.....	XXX	XXX	XXX	XXX							0	0
7. 2015.....	XXX	XXX	XXX	XXX	XXX						0	0
8. 2016.....	XXX	XXX	XXX	XXX	XXX	XXX					0	0
9. 2017.....	XXX	XXX	XXX	XXX	XXX	XXX	XXX				0	0
10. 2018.....	XXX	XXX	XXX	XXX	XXX	XXX	XXX	XXX			0	XXX
11. 2019.....	XXX	XXX	XXX	XXX	XXX	XXX	XXX	XXX	XXX		XXX	XXX
12. Totals											0	0

**SCHEDULE P - PART 2E - COMMERCIAL MULTIPLE PERIL**

1. Prior.....	1,113	1,517	1,693	1,883	2,129	2,393	2,393	2,393	2,393	2,393	0	0
2. 2010.....											0	0
3. 2011.....	XXX										0	0
4. 2012.....	XXX	XXX									0	0
5. 2013.....	XXX	XXX	XXX								0	0
6. 2014.....	XXX	XXX	XXX	XXX							0	0
7. 2015.....	XXX	XXX	XXX	XXX	XXX						0	0
8. 2016.....	XXX	XXX	XXX	XXX	XXX	XXX					0	0
9. 2017.....	XXX	XXX	XXX	XXX	XXX	XXX	XXX				0	0
10. 2018.....	XXX	XXX	XXX	XXX	XXX	XXX	XXX	XXX			0	XXX
11. 2019.....	XXX	XXX	XXX	XXX	XXX	XXX	XXX	XXX	XXX		XXX	XXX
12. Totals											0	0

**SCHEDULE P - PART 2F - SECTION 1 - MEDICAL PROFESSIONAL LIABILITY - OCCURRENCE**

Years in Which Losses Were Incurred	Incurred Net Losses and Defense and Cost Containment Expenses Reported at Year End (\$000 omitted)										Development	
	1	2	3	4	5	6	7	8	9	10	11	12
	2010	2011	2012	2013	2014	2015	2016	2017	2018	2019	One Year	Two Year
1. Prior											.0	.0
2. 2010											.0	.0
3. 2011	.XXX										.0	.0
4. 2012	.XXX	.XXX									.0	.0
5. 2013	.XXX	.XXX	.XXX								.0	.0
6. 2014	.XXX	.XXX	.XXX	.XXX							.0	.0
7. 2015	.XXX	.XXX	.XXX	.XXX	.XXX						.0	.0
8. 2016	.XXX	.XXX	.XXX	.XXX	.XXX	.XXX					.0	.0
9. 2017	.XXX	.XXX	.XXX	.XXX	.XXX	.XXX	.XXX				.0	.0
10. 2018	.XXX	.XXX	.XXX	.XXX	.XXX	.XXX	.XXX	.XXX			.0	.XXX
11. 2019	.XXX	.XXX	.XXX	.XXX	.XXX	.XXX	.XXX	.XXX	.XXX		.XXX	.XXX
12. Totals											.0	.0

**SCHEDULE P - PART 2F - SECTION 2 - MEDICAL PROFESSIONAL LIABILITY - CLAIMS-MADE**

1. Prior											.0	.0
2. 2010											.0	.0
3. 2011	.XXX										.0	.0
4. 2012	.XXX	.XXX									.0	.0
5. 2013	.XXX	.XXX	.XXX								.0	.0
6. 2014	.XXX	.XXX	.XXX	.XXX							.0	.0
7. 2015	.XXX	.XXX	.XXX	.XXX	.XXX						.0	.0
8. 2016	.XXX	.XXX	.XXX	.XXX	.XXX	.XXX					.0	.0
9. 2017	.XXX	.XXX	.XXX	.XXX	.XXX	.XXX	.XXX				.0	.0
10. 2018	.XXX	.XXX	.XXX	.XXX	.XXX	.XXX	.XXX	.XXX			.0	.XXX
11. 2019	.XXX	.XXX	.XXX	.XXX	.XXX	.XXX	.XXX	.XXX	.XXX		.XXX	.XXX
12. Totals											.0	.0

**SCHEDULE P - PART 2G - SPECIAL LIABILITY (OCEAN MARINE, AIRCRAFT (ALL PERILS), BOILER & MACHINERY)**

1. Prior	.365	.513	.532	.591	.642	.720	.720	.720	.720	.720	.0	.0
2. 2010											.0	.0
3. 2011	.XXX										.0	.0
4. 2012	.XXX	.XXX									.0	.0
5. 2013	.XXX	.XXX	.XXX								.0	.0
6. 2014	.XXX	.XXX	.XXX	.XXX							.0	.0
7. 2015	.XXX	.XXX	.XXX	.XXX	.XXX						.0	.0
8. 2016	.XXX	.XXX	.XXX	.XXX	.XXX	.XXX					.0	.0
9. 2017	.XXX	.XXX	.XXX	.XXX	.XXX	.XXX	.XXX				.0	.0
10. 2018	.XXX	.XXX	.XXX	.XXX	.XXX	.XXX	.XXX	.XXX			.0	.XXX
11. 2019	.XXX	.XXX	.XXX	.XXX	.XXX	.XXX	.XXX	.XXX	.XXX		.XXX	.XXX
12. Totals											.0	.0

**SCHEDULE P - PART 2H - SECTION 1 - OTHER LIABILITY - OCCURRENCE**

1. Prior	.66,280	.68,478	.76,076	.79,399	.78,181	.76,872	.76,872	.76,872	.76,872	.76,872	.0	.0
2. 2010											.0	.0
3. 2011	.XXX										.0	.0
4. 2012	.XXX	.XXX									.0	.0
5. 2013	.XXX	.XXX	.XXX								.0	.0
6. 2014	.XXX	.XXX	.XXX	.XXX							.0	.0
7. 2015	.XXX	.XXX	.XXX	.XXX	.XXX						.0	.0
8. 2016	.XXX	.XXX	.XXX	.XXX	.XXX	.XXX					.0	.0
9. 2017	.XXX	.XXX	.XXX	.XXX	.XXX	.XXX	.XXX				.0	.0
10. 2018	.XXX	.XXX	.XXX	.XXX	.XXX	.XXX	.XXX	.XXX			.0	.XXX
11. 2019	.XXX	.XXX	.XXX	.XXX	.XXX	.XXX	.XXX	.XXX	.XXX		.XXX	.XXX
12. Totals											.0	.0

**SCHEDULE P - PART 2H - SECTION 2 - OTHER LIABILITY - CLAIMS-MADE**

1. Prior											.0	.0
2. 2010											.0	.0
3. 2011	.XXX										.0	.0
4. 2012	.XXX	.XXX									.0	.0
5. 2013	.XXX	.XXX	.XXX								.0	.0
6. 2014	.XXX	.XXX	.XXX	.XXX							.0	.0
7. 2015	.XXX	.XXX	.XXX	.XXX	.XXX						.0	.0
8. 2016	.XXX	.XXX	.XXX	.XXX	.XXX	.XXX					.0	.0
9. 2017	.XXX	.XXX	.XXX	.XXX	.XXX	.XXX	.XXX				.0	.0
10. 2018	.XXX	.XXX	.XXX	.XXX	.XXX	.XXX	.XXX	.XXX			.0	.XXX
11. 2019	.XXX	.XXX	.XXX	.XXX	.XXX	.XXX	.XXX	.XXX	.XXX		.XXX	.XXX
12. Totals											.0	.0

**SCHEDULE P - PART 2I - SPECIAL PROPERTY (FIRE, ALLIED LINES, INLAND MARINE, EARTHQUAKE, BURGLARY AND THEFT)**

Years in Which Losses Were Incurred	Incurred Net Losses and Defense and Cost Containment Expenses Reported at Year End (\$000 omitted)										Development	
	1 2010	2 2011	3 2012	4 2013	5 2014	6 2015	7 2016	8 2017	9 2018	10 2019	11 One Year	12 Two Year
1. Prior.....	...XXX.....	...XXX.....	...XXX.....	...XXX.....	...XXX.....	...XXX.....	...XXX.....	...XXX.....	.....	.....	.....0	.....0
2. 2018.....	...XXX.....	...XXX.....	...XXX.....	...XXX.....	...XXX.....	...XXX.....	...XXX.....	...XXX.....	.....	.....	.....0	...XXX.....
3. 2019.....	...XXX.....	...XXX.....	...XXX.....	...XXX.....	...XXX.....	...XXX.....	...XXX.....	...XXX.....	...XXX.....	.....	...XXX.....	...XXX.....
4. Totals											.....0	.....0

**SCHEDULE P - PART 2J - AUTO PHYSICAL DAMAGE**

1. Prior.....	...XXX.....	...XXX.....	...XXX.....	...XXX.....	...XXX.....	...XXX.....	...XXX.....	.....	.....	.....	.....0	.....0
2. 2018.....	...XXX.....	...XXX.....	...XXX.....	...XXX.....	...XXX.....	...XXX.....	...XXX.....	...XXX.....	.....	.....	.....0	...XXX.....
3. 2019.....	...XXX.....	...XXX.....	...XXX.....	...XXX.....	...XXX.....	...XXX.....	...XXX.....	...XXX.....	...XXX.....	.....	...XXX.....	...XXX.....
4. Totals											.....0	.....0

**SCHEDULE P - PART 2K - FIDELITY/SURETY**

1. Prior.....	...XXX.....	...XXX.....	...XXX.....	...XXX.....	...XXX.....	...XXX.....	...XXX.....	.....	.....	.....	.....0	.....0
2. 2018.....	...XXX.....	...XXX.....	...XXX.....	...XXX.....	...XXX.....	...XXX.....	...XXX.....	...XXX.....	.....	.....	.....0	...XXX.....
3. 2019.....	...XXX.....	...XXX.....	...XXX.....	...XXX.....	...XXX.....	...XXX.....	...XXX.....	...XXX.....	...XXX.....	.....	...XXX.....	...XXX.....
4. Totals											.....0	.....0

**SCHEDULE P - PART 2L - OTHER (INCLUDING CREDIT, ACCIDENT AND HEALTH)**

1. Prior.....	...XXX.....	...XXX.....	...XXX.....	...XXX.....	...XXX.....	...XXX.....	...XXX.....	.....	.....	.....	.....0	.....0
2. 2018.....	...XXX.....	...XXX.....	...XXX.....	...XXX.....	...XXX.....	...XXX.....	...XXX.....	...XXX.....	.....	.....	.....0	...XXX.....
3. 2019.....	...XXX.....	...XXX.....	...XXX.....	...XXX.....	...XXX.....	...XXX.....	...XXX.....	...XXX.....	...XXX.....	.....	...XXX.....	...XXX.....
4. Totals											.....0	.....0

**SCHEDULE P - PART 2M - INTERNATIONAL**

1. Prior.....	.....	.....	.....	.....	.....	.....	.....	.....	.....	.....	.....0	.....0
2. 2010.....	.....	.....	.....	.....	.....	.....	.....	.....	.....	.....	.....0	.....0
3. 2011.....	...XXX.....	.....	.....	.....	.....	.....	.....	.....	.....	.....	.....0	.....0
4. 2012.....	...XXX.....	...XXX.....	.....	.....	.....	.....	.....	.....	.....	.....	.....0	.....0
5. 2013.....	...XXX.....	...XXX.....	...XXX.....	.....	.....	.....	.....	.....	.....	.....	.....0	.....0
6. 2014.....	...XXX.....	...XXX.....	...XXX.....	...XXX.....	.....	.....	.....	.....	.....	.....	.....0	.....0
7. 2015.....	...XXX.....	...XXX.....	...XXX.....	...XXX.....	...XXX.....	.....	.....	.....	.....	.....	.....0	.....0
8. 2016.....	...XXX.....	...XXX.....	...XXX.....	...XXX.....	...XXX.....	...XXX.....	.....	.....	.....	.....	.....0	.....0
9. 2017.....	...XXX.....	...XXX.....	...XXX.....	...XXX.....	...XXX.....	...XXX.....	...XXX.....	.....	.....	.....	.....0	.....0
10. 2018.....	...XXX.....	...XXX.....	...XXX.....	...XXX.....	...XXX.....	...XXX.....	...XXX.....	...XXX.....	.....	.....	.....0	...XXX.....
11. 2019.....	...XXX.....	...XXX.....	...XXX.....	...XXX.....	...XXX.....	...XXX.....	...XXX.....	...XXX.....	...XXX.....	.....	...XXX.....	...XXX.....
12. Totals											.....0	.....0

### SCHEDULE P - PART 2N - REINSURANCE

#### NONPROPORTIONAL ASSUMED PROPERTY

Years in Which Losses Were Incurred	Incurred Net Losses and Defense and Cost Containment Expenses Reported at Year End (\$000 omitted)										Development	
	1 2010	2 2011	3 2012	4 2013	5 2014	6 2015	7 2016	8 2017	9 2018	10 2019	11 One Year	12 Two Year
1. Prior.....	41	25	21	23	23	21	21	21	21	21	0	0
2. 2010.....											0	0
3. 2011.....	XXX										0	0
4. 2012.....	XXX	XXX									0	0
5. 2013.....	XXX	XXX	XXX								0	0
6. 2014.....	XXX	XXX	XXX	XXX							0	0
7. 2015.....	XXX	XXX	XXX	XXX	XXX						0	0
8. 2016.....	XXX	XXX	XXX	XXX	XXX	XXX					0	0
9. 2017.....	XXX	XXX	XXX	XXX	XXX	XXX	XXX				0	0
10. 2018.....	XXX	XXX	XXX	XXX	XXX	XXX	XXX	XXX			0	XXX
11. 2019.....	XXX	XXX	XXX	XXX	XXX	XXX	XXX	XXX	XXX		XXX	XXX
12. Totals											0	0

### SCHEDULE P - PART 2O - REINSURANCE

#### NONPROPORTIONAL ASSUMED LIABILITY

1. Prior.....	2,314	1,513	1,512	2,199	1,805	1,338	1,338	1,338	1,338	1,338	0	0
2. 2010.....											0	0
3. 2011.....	XXX										0	0
4. 2012.....	XXX	XXX									0	0
5. 2013.....	XXX	XXX	XXX								0	0
6. 2014.....	XXX	XXX	XXX	XXX							0	0
7. 2015.....	XXX	XXX	XXX	XXX	XXX						0	0
8. 2016.....	XXX	XXX	XXX	XXX	XXX	XXX					0	0
9. 2017.....	XXX	XXX	XXX	XXX	XXX	XXX	XXX				0	0
10. 2018.....	XXX	XXX	XXX	XXX	XXX	XXX	XXX	XXX			0	XXX
11. 2019.....	XXX	XXX	XXX	XXX	XXX	XXX	XXX	XXX	XXX		XXX	XXX
12. Totals											0	0

### SCHEDULE P - PART 2P - REINSURANCE

#### NONPROPORTIONAL ASSUMED FINANCIAL LINES

1. Prior.....											0	0
2. 2010.....											0	0
3. 2011.....	XXX										0	0
4. 2012.....	XXX	XXX									0	0
5. 2013.....	XXX	XXX	XXX								0	0
6. 2014.....	XXX	XXX	XXX	XXX							0	0
7. 2015.....	XXX	XXX	XXX	XXX	XXX						0	0
8. 2016.....	XXX	XXX	XXX	XXX	XXX	XXX					0	0
9. 2017.....	XXX	XXX	XXX	XXX	XXX	XXX	XXX				0	0
10. 2018.....	XXX	XXX	XXX	XXX	XXX	XXX	XXX	XXX			0	XXX
11. 2019.....	XXX	XXX	XXX	XXX	XXX	XXX	XXX	XXX	XXX		XXX	XXX
12. Totals											0	0

NONE

**SCHEDULE P - PART 2R - SECTION 1 - PRODUCTS LIABILITY - OCCURRENCE**

Years in Which Losses Were Incurred	Incurred Net Losses and Defense and Cost Containment Expenses Reported at Year End (\$000 omitted)										Development		
	1 2010	2 2011	3 2012	4 2013	5 2014	6 2015	7 2016	8 2017	9 2018	10 2019	11 One Year	12 Two Year	
1. Prior.....											.0	.0	
2. 2010.....											.0	.0	
3. 2011.....	.XXX										.0	.0	
4. 2012.....	.XXX	.XXX									.0	.0	
5. 2013.....	.XXX	.XXX	.XXX								.0	.0	
6. 2014.....	.XXX	.XXX	.XXX	.XXX							.0	.0	
7. 2015.....	.XXX	.XXX	.XXX	.XXX	.XXX						.0	.0	
8. 2016.....	.XXX	.XXX	.XXX	.XXX	.XXX	.XXX					.0	.0	
9. 2017.....	.XXX	.XXX	.XXX	.XXX	.XXX	.XXX	.XXX				.0	.0	
10. 2018.....	.XXX	.XXX	.XXX	.XXX	.XXX	.XXX	.XXX	.XXX			.0	.XXX	
11. 2019.....	.XXX	.XXX	.XXX	.XXX	.XXX	.XXX	.XXX	.XXX	.XXX		.XXX	.XXX	
											12. Totals	.0	.0

**SCHEDULE P - PART 2R - SECTION 2 - PRODUCTS LIABILITY - CLAIMS-MADE**

1. Prior.....											.0	.0	
2. 2010.....											.0	.0	
3. 2011.....	.XXX										.0	.0	
4. 2012.....	.XXX	.XXX									.0	.0	
5. 2013.....	.XXX	.XXX	.XXX								.0	.0	
6. 2014.....	.XXX	.XXX	.XXX	.XXX							.0	.0	
7. 2015.....	.XXX	.XXX	.XXX	.XXX	.XXX						.0	.0	
8. 2016.....	.XXX	.XXX	.XXX	.XXX	.XXX	.XXX					.0	.0	
9. 2017.....	.XXX	.XXX	.XXX	.XXX	.XXX	.XXX	.XXX				.0	.0	
10. 2018.....	.XXX	.XXX	.XXX	.XXX	.XXX	.XXX	.XXX	.XXX			.0	.XXX	
11. 2019.....	.XXX	.XXX	.XXX	.XXX	.XXX	.XXX	.XXX	.XXX	.XXX		.XXX	.XXX	
											12. Totals	.0	.0

**SCHEDULE P - PART 2S - FINANCIAL GUARANTY/MORTGAGE GUARANTY**

1. Prior.....	.XXX	.XXX	.XXX	.XXX	.XXX	.XXX					.0	.0	
2. 2018.....	.XXX	.XXX	.XXX	.XXX	.XXX	.XXX	.XXX				.0	.XXX	
3. 2019.....	.XXX	.XXX	.XXX	.XXX	.XXX	.XXX	.XXX	.XXX			.XXX	.XXX	
											4. Totals	.0	.0

**SCHEDULE P - PART 2T - WARRANTY**

1. Prior.....	.XXX	.XXX	.XXX	.XXX	.XXX	.XXX					.0	.0	
2. 2018.....	.XXX	.XXX	.XXX	.XXX	.XXX	.XXX	.XXX				.0	.XXX	
3. 2019.....	.XXX	.XXX	.XXX	.XXX	.XXX	.XXX	.XXX	.XXX			.XXX	.XXX	
											4. Totals	.0	.0



**SCHEDULE P - PART 3A - HOMEOWNERS/FARMOWNERS**

Years in Which Losses Were Incurred	Cumulative Paid Net Losses and Defense and Cost Containment Expenses Reported at Year End (\$000 omitted)										11 Number of Claims Closed With Loss Payment	12 Number of Claims Closed Without Loss Payment
	1 2010	2 2011	3 2012	4 2013	5 2014	6 2015	7 2016	8 2017	9 2018	10 2019		
1. Prior.....	.000.....	44.....	62.....	79.....	97.....	113.....	266.....	266.....	266.....	266.....	47,831.....	15,715.....
2. 2010.....	.....	.....	.....	.....	.....	.....	.....	.....	.....	.....	10,804.....	3,203.....
3. 2011.....	XXX.....	.....	.....	.....	.....	.....	.....	.....	.....	.....	18,465.....	6,067.....
4. 2012.....	XXX.....	XXX.....	.....	.....	.....	.....	.....	.....	.....	.....	15,803.....	4,899.....
5. 2013.....	XXX.....	XXX.....	XXX.....	.....	.....	.....	.....	.....	.....	.....	9,228.....	3,235.....
6. 2014.....	XXX.....	XXX.....	XXX.....	XXX.....	.....	.....	.....	.....	.....	.....	10,902.....	3,988.....
7. 2015.....	XXX.....	XXX.....	XXX.....	XXX.....	XXX.....	.....	.....	.....	.....	.....	10,285.....	3,413.....
8. 2016.....	XXX.....	XXX.....	XXX.....	XXX.....	XXX.....	XXX.....	.....	.....	.....	.....	8,519.....	3,286.....
9. 2017.....	XXX.....	XXX.....	XXX.....	XXX.....	XXX.....	XXX.....	XXX.....	.....	.....	.....	9,728.....	3,800.....
10. 2018.....	XXX.....	XXX.....	XXX.....	XXX.....	XXX.....	XXX.....	XXX.....	XXX.....	.....	.....	10,097.....	4,154.....
11. 2019.....	XXX.....	XXX.....	XXX.....	XXX.....	XXX.....	XXX.....	XXX.....	XXX.....	XXX.....	.....	7,112.....	3,161.....

**SCHEDULE P - PART 3B - PRIVATE PASSENGER AUTO LIABILITY/MEDICAL**

1. Prior.....	.000.....	144.....	241.....	311.....	451.....	568.....	1,776.....	1,776.....	1,776.....	1,776.....	138,725.....	43,701.....
2. 2010.....	.....	.....	.....	.....	.....	.....	.....	.....	.....	.....	29,100.....	10,629.....
3. 2011.....	XXX.....	.....	.....	.....	.....	.....	.....	.....	.....	.....	29,774.....	11,489.....
4. 2012.....	XXX.....	XXX.....	.....	.....	.....	.....	.....	.....	.....	.....	30,124.....	11,110.....
5. 2013.....	XXX.....	XXX.....	XXX.....	.....	.....	.....	.....	.....	.....	.....	30,627.....	12,138.....
6. 2014.....	XXX.....	XXX.....	XXX.....	XXX.....	.....	.....	.....	.....	.....	.....	31,499.....	12,571.....
7. 2015.....	XXX.....	XXX.....	XXX.....	XXX.....	XXX.....	.....	.....	.....	.....	.....	34,753.....	12,953.....
8. 2016.....	XXX.....	XXX.....	XXX.....	XXX.....	XXX.....	XXX.....	.....	.....	.....	.....	34,908.....	13,759.....
9. 2017.....	XXX.....	XXX.....	XXX.....	XXX.....	XXX.....	XXX.....	XXX.....	.....	.....	.....	31,865.....	11,551.....
10. 2018.....	XXX.....	XXX.....	XXX.....	XXX.....	XXX.....	XXX.....	XXX.....	XXX.....	.....	.....	29,351.....	10,744.....
11. 2019.....	XXX.....	XXX.....	XXX.....	XXX.....	XXX.....	XXX.....	XXX.....	XXX.....	XXX.....	.....	21,350.....	9,710.....

**SCHEDULE P - PART 3C - COMMERCIAL AUTO/TRUCK LIABILITY/MEDICAL**

1. Prior.....	.000.....	.....	.....	.....	.....	.....	.....	.....	.....	.....	.....	.....
2. 2010.....	.....	.....	.....	.....	.....	.....	.....	.....	.....	.....	.....	.....
3. 2011.....	XXX.....	.....	.....	.....	.....	.....	.....	.....	.....	.....	.....	.....
4. 2012.....	XXX.....	XXX.....	.....	.....	.....	.....	.....	.....	.....	.....	.....	.....
5. 2013.....	XXX.....	XXX.....	XXX.....	.....	.....	.....	.....	.....	.....	.....	.....	.....
6. 2014.....	XXX.....	XXX.....	XXX.....	XXX.....	.....	.....	.....	.....	.....	.....	.....	.....
7. 2015.....	XXX.....	XXX.....	XXX.....	XXX.....	XXX.....	.....	.....	.....	.....	.....	.....	.....
8. 2016.....	XXX.....	XXX.....	XXX.....	XXX.....	XXX.....	XXX.....	.....	.....	.....	.....	.....	.....
9. 2017.....	XXX.....	XXX.....	XXX.....	XXX.....	XXX.....	XXX.....	XXX.....	.....	.....	.....	.....	.....
10. 2018.....	XXX.....	XXX.....	XXX.....	XXX.....	XXX.....	XXX.....	XXX.....	XXX.....	.....	.....	.....	.....
11. 2019.....	XXX.....	XXX.....	XXX.....	XXX.....	XXX.....	XXX.....	XXX.....	XXX.....	XXX.....	.....	.....	.....

**NONE**

**SCHEDULE P - PART 3D - WORKERS' COMPENSATION  
(EXCLUDING EXCESS WORKERS' COMPENSATION)**

1. Prior.....	.000.....	209.....	395.....	638.....	1,542.....	1,895.....	5,004.....	5,004.....	5,004.....	5,004.....	1.....	1.....
2. 2010.....	.....	.....	.....	.....	.....	.....	.....	.....	.....	.....	.....	.....
3. 2011.....	XXX.....	.....	.....	.....	.....	.....	.....	.....	.....	.....	.....	.....
4. 2012.....	XXX.....	XXX.....	.....	.....	.....	.....	.....	.....	.....	.....	.....	.....
5. 2013.....	XXX.....	XXX.....	XXX.....	.....	.....	.....	.....	.....	.....	.....	.....	.....
6. 2014.....	XXX.....	XXX.....	XXX.....	XXX.....	.....	.....	.....	.....	.....	.....	.....	.....
7. 2015.....	XXX.....	XXX.....	XXX.....	XXX.....	XXX.....	.....	.....	.....	.....	.....	.....	.....
8. 2016.....	XXX.....	XXX.....	XXX.....	XXX.....	XXX.....	XXX.....	.....	.....	.....	.....	.....	.....
9. 2017.....	XXX.....	XXX.....	XXX.....	XXX.....	XXX.....	XXX.....	XXX.....	.....	.....	.....	.....	.....
10. 2018.....	XXX.....	XXX.....	XXX.....	XXX.....	XXX.....	XXX.....	XXX.....	XXX.....	.....	.....	.....	.....
11. 2019.....	XXX.....	XXX.....	XXX.....	XXX.....	XXX.....	XXX.....	XXX.....	XXX.....	XXX.....	.....	.....	.....

**SCHEDULE P - PART 3E - COMMERCIAL MULTIPLE PERIL**

1. Prior.....	.000.....	315.....	589.....	710.....	861.....	1,044.....	2,393.....	2,393.....	2,393.....	2,393.....	.....	.....
2. 2010.....	.....	.....	.....	.....	.....	.....	.....	.....	.....	.....	.....	.....
3. 2011.....	XXX.....	.....	.....	.....	.....	.....	.....	.....	.....	.....	.....	.....
4. 2012.....	XXX.....	XXX.....	.....	.....	.....	.....	.....	.....	.....	.....	.....	.....
5. 2013.....	XXX.....	XXX.....	XXX.....	.....	.....	.....	.....	.....	.....	.....	.....	.....
6. 2014.....	XXX.....	XXX.....	XXX.....	XXX.....	.....	.....	.....	.....	.....	.....	.....	.....
7. 2015.....	XXX.....	XXX.....	XXX.....	XXX.....	XXX.....	.....	.....	.....	.....	.....	.....	.....
8. 2016.....	XXX.....	XXX.....	XXX.....	XXX.....	XXX.....	XXX.....	.....	.....	.....	.....	.....	.....
9. 2017.....	XXX.....	XXX.....	XXX.....	XXX.....	XXX.....	XXX.....	XXX.....	.....	.....	.....	.....	.....
10. 2018.....	XXX.....	XXX.....	XXX.....	XXX.....	XXX.....	XXX.....	XXX.....	XXX.....	.....	.....	.....	.....
11. 2019.....	XXX.....	XXX.....	XXX.....	XXX.....	XXX.....	XXX.....	XXX.....	XXX.....	XXX.....	.....	.....	.....

**SCHEDULE P - PART 3F - SECTION 1 - MEDICAL PROFESSIONAL LIABILITY - OCCURRENCE**

Years in Which Losses Were Incurred	Cumulative Paid Net Losses and Defense and Cost Containment Expenses Reported at Year End (\$000 omitted)										11 Number of Claims Closed With Loss Payment	12 Number of Claims Closed Without Loss Payment
	1 2010	2 2011	3 2012	4 2013	5 2014	6 2015	7 2016	8 2017	9 2018	10 2019		
1. Prior.....	.000.....											
2. 2010.....												
3. 2011.....	.XXX.....											
4. 2012.....	.XXX.....	.XXX.....										
5. 2013.....	.XXX.....	.XXX.....	.XXX.....									
6. 2014.....	.XXX.....	.XXX.....	.XXX.....	.XXX.....								
7. 2015.....	.XXX.....	.XXX.....	.XXX.....	.XXX.....	.XXX.....							
8. 2016.....	.XXX.....	.XXX.....	.XXX.....	.XXX.....	.XXX.....	.XXX.....						
9. 2017.....	.XXX.....	.XXX.....	.XXX.....	.XXX.....	.XXX.....	.XXX.....	.XXX.....					
10. 2018.....	.XXX.....	.XXX.....	.XXX.....	.XXX.....	.XXX.....	.XXX.....	.XXX.....	.XXX.....				
11. 2019.....	.XXX.....	.XXX.....	.XXX.....	.XXX.....	.XXX.....	.XXX.....	.XXX.....	.XXX.....	.XXX.....			

**NONE**

**SCHEDULE P - PART 3F - SECTION 2 - MEDICAL PROFESSIONAL LIABILITY - CLAIMS-MADE**

1. Prior.....	.000.....											
2. 2010.....												
3. 2011.....	.XXX.....											
4. 2012.....	.XXX.....	.XXX.....										
5. 2013.....	.XXX.....	.XXX.....	.XXX.....									
6. 2014.....	.XXX.....	.XXX.....	.XXX.....	.XXX.....								
7. 2015.....	.XXX.....	.XXX.....	.XXX.....	.XXX.....	.XXX.....							
8. 2016.....	.XXX.....	.XXX.....	.XXX.....	.XXX.....	.XXX.....	.XXX.....						
9. 2017.....	.XXX.....	.XXX.....	.XXX.....	.XXX.....	.XXX.....	.XXX.....	.XXX.....					
10. 2018.....	.XXX.....	.XXX.....	.XXX.....	.XXX.....	.XXX.....	.XXX.....	.XXX.....	.XXX.....				
11. 2019.....	.XXX.....	.XXX.....	.XXX.....	.XXX.....	.XXX.....	.XXX.....	.XXX.....	.XXX.....	.XXX.....			

**NONE**

**SCHEDULE P - PART 3G - SPECIAL LIABILITY (OCEAN MARINE, AIRCRAFT (ALL PERILS), BOILER AND MACHINERY)**

1. Prior.....	.000.....	.88.....	.157.....	.193.....	.306.....	.357.....	.720.....	.720.....	.720.....	.720.....	.XXX.....	.XXX.....
2. 2010.....											.XXX.....	.XXX.....
3. 2011.....	.XXX.....										.XXX.....	.XXX.....
4. 2012.....	.XXX.....	.XXX.....									.XXX.....	.XXX.....
5. 2013.....	.XXX.....	.XXX.....	.XXX.....								.XXX.....	.XXX.....
6. 2014.....	.XXX.....	.XXX.....	.XXX.....	.XXX.....							.XXX.....	.XXX.....
7. 2015.....	.XXX.....	.XXX.....	.XXX.....	.XXX.....	.XXX.....						.XXX.....	.XXX.....
8. 2016.....	.XXX.....	.XXX.....	.XXX.....	.XXX.....	.XXX.....	.XXX.....					.XXX.....	.XXX.....
9. 2017.....	.XXX.....	.XXX.....	.XXX.....	.XXX.....	.XXX.....	.XXX.....	.XXX.....				.XXX.....	.XXX.....
10. 2018.....	.XXX.....	.XXX.....	.XXX.....	.XXX.....	.XXX.....	.XXX.....	.XXX.....	.XXX.....			.XXX.....	.XXX.....
11. 2019.....	.XXX.....	.XXX.....	.XXX.....	.XXX.....	.XXX.....	.XXX.....	.XXX.....	.XXX.....	.XXX.....		.XXX.....	.XXX.....

**SCHEDULE P - PART 3H - SECTION 1 - OTHER LIABILITY - OCCURRENCE**

1. Prior.....	.000.....	8,874.....	16,547.....	24,867.....	27,157.....	36,621.....	76,872.....	76,872.....	76,872.....	76,872.....	.2.....	.3.....
2. 2010.....											.2.....	
3. 2011.....	.XXX.....											
4. 2012.....	.XXX.....	.XXX.....									.1.....	
5. 2013.....	.XXX.....	.XXX.....	.XXX.....									.4.....
6. 2014.....	.XXX.....	.XXX.....	.XXX.....	.XXX.....							.2.....	.2.....
7. 2015.....	.XXX.....	.XXX.....	.XXX.....	.XXX.....	.XXX.....						.6.....	.7.....
8. 2016.....	.XXX.....	.XXX.....	.XXX.....	.XXX.....	.XXX.....	.XXX.....					.3.....	.2.....
9. 2017.....	.XXX.....	.XXX.....	.XXX.....	.XXX.....	.XXX.....	.XXX.....	.XXX.....				.1.....	
10. 2018.....	.XXX.....	.XXX.....	.XXX.....	.XXX.....	.XXX.....	.XXX.....	.XXX.....	.XXX.....			.2.....	.1.....
11. 2019.....	.XXX.....	.XXX.....	.XXX.....	.XXX.....	.XXX.....	.XXX.....	.XXX.....	.XXX.....	.XXX.....			

**SCHEDULE P - PART 3H - SECTION 2 - OTHER LIABILITY - CLAIMS-MADE**

1. Prior.....	.000.....											
2. 2010.....												
3. 2011.....	.XXX.....											
4. 2012.....	.XXX.....	.XXX.....										
5. 2013.....	.XXX.....	.XXX.....	.XXX.....									
6. 2014.....	.XXX.....	.XXX.....	.XXX.....	.XXX.....								
7. 2015.....	.XXX.....	.XXX.....	.XXX.....	.XXX.....	.XXX.....							
8. 2016.....	.XXX.....	.XXX.....	.XXX.....	.XXX.....	.XXX.....	.XXX.....						
9. 2017.....	.XXX.....	.XXX.....	.XXX.....	.XXX.....	.XXX.....	.XXX.....	.XXX.....					
10. 2018.....	.XXX.....	.XXX.....	.XXX.....	.XXX.....	.XXX.....	.XXX.....	.XXX.....	.XXX.....				
11. 2019.....	.XXX.....	.XXX.....	.XXX.....	.XXX.....	.XXX.....	.XXX.....	.XXX.....	.XXX.....	.XXX.....			

**NONE**

**SCHEDULE P - PART 3I - SPECIAL PROPERTY (FIRE, ALLIED LINES, INLAND MARINE, EARTHQUAKE, BURGLARY AND THEFT)**

Years in Which Losses Were Incurred	Cumulative Paid Net Losses and Defense and Containment Expenses Reported at Year End (\$000 omitted)										11 Number of Claims Closed With Loss Payment	12 Number of Claims Closed Without Loss Payment	
	1 2010	2 2011	3 2012	4 2013	5 2014	6 2015	7 2016	8 2017	9 2018	10 2019			
1. Prior.....	XXX	XXX	XXX	XXX	XXX	XXX	XXX	XXX	000			XXX	XXX
2. 2018.....	XXX	XXX	XXX	XXX	XXX	XXX	XXX	XXX	XXX			XXX	XXX
3. 2019.....	XXX	XXX	XXX	XXX	XXX	XXX	XXX	XXX	XXX	XXX		XXX	XXX

**SCHEDULE P - PART 3J - AUTO PHYSICAL DAMAGE**

1. Prior.....	XXX	XXX	XXX	XXX	XXX	XXX	XXX	XXX	000			599,800	98,276
2. 2018.....	XXX	XXX	XXX	XXX	XXX	XXX	XXX	XXX	XXX			107,383	13,898
3. 2019.....	XXX	XXX	XXX	XXX	XXX	XXX	XXX	XXX	XXX	XXX		103,564	12,578

**SCHEDULE P - PART 3K - FIDELITY/SURETY**

1. Prior.....	XXX	XXX	XXX	XXX	XXX	XXX	XXX	XXX	000			XXX	XXX
2. 2018.....	XXX	XXX	XXX	XXX	XXX	XXX	XXX	XXX	XXX			XXX	XXX
3. 2019.....	XXX	XXX	XXX	XXX	XXX	XXX	XXX	XXX	XXX	XXX		XXX	XXX

**SCHEDULE P - PART 3L - OTHER (INCLUDING CREDIT, ACCIDENT AND HEALTH)**

1. Prior.....	XXX	XXX	XXX	XXX	XXX	XXX	XXX	XXX	000			XXX	XXX
2. 2018.....	XXX	XXX	XXX	XXX	XXX	XXX	XXX	XXX	XXX			XXX	XXX
3. 2019.....	XXX	XXX	XXX	XXX	XXX	XXX	XXX	XXX	XXX	XXX		XXX	XXX

**SCHEDULE P - PART 3M - INTERNATIONAL**

1. Prior.....	000											XXX	XXX
2. 2010.....												XXX	XXX
3. 2011.....	XXX											XXX	XXX
4. 2012.....	XXX	XXX										XXX	XXX
5. 2013.....	XXX	XXX	XXX									XXX	XXX
6. 2014.....	XXX	XXX	XXX	XXX								XXX	XXX
7. 2015.....	XXX	XXX	XXX	XXX	XXX							XXX	XXX
8. 2016.....	XXX	XXX	XXX	XXX	XXX	XXX						XXX	XXX
9. 2017.....	XXX	XXX	XXX	XXX	XXX	XXX	XXX					XXX	XXX
10. 2018.....	XXX	XXX	XXX	XXX	XXX	XXX	XXX	XXX	XXX			XXX	XXX
11. 2019.....	XXX	XXX	XXX	XXX	XXX	XXX	XXX	XXX	XXX	XXX		XXX	XXX

**SCHEDULE P - PART 3N - REINSURANCE**

NONPROPORTIONAL ASSUMED PROPERTY

Years in Which Losses Were Incurred	Cumulative Paid Net Losses and Defense and Cost Containment Expenses Reported at Year End (\$000 omitted)										11 Number of Claims Closed With Loss Payment	12 Number of Claims Closed Without Loss Payment
	1 2010	2 2011	3 2012	4 2013	5 2014	6 2015	7 2016	8 2017	9 2018	10 2019		
1. Prior.....	.000.....		.6.....	.6.....	.6.....	.6.....	.21.....	.21.....	.21.....	.21.....	XXX.....	XXX.....
2. 2010.....											XXX.....	XXX.....
3. 2011.....	.XXX.....										XXX.....	XXX.....
4. 2012.....	.XXX.....	.XXX.....									XXX.....	XXX.....
5. 2013.....	.XXX.....	.XXX.....	.XXX.....								XXX.....	XXX.....
6. 2014.....	.XXX.....	.XXX.....	.XXX.....	.XXX.....							XXX.....	XXX.....
7. 2015.....	.XXX.....	.XXX.....	.XXX.....	.XXX.....	.XXX.....						XXX.....	XXX.....
8. 2016.....	.XXX.....	.XXX.....	.XXX.....	.XXX.....	.XXX.....	.XXX.....					XXX.....	XXX.....
9. 2017.....	.XXX.....	.XXX.....	.XXX.....	.XXX.....	.XXX.....	.XXX.....	.XXX.....				XXX.....	XXX.....
10. 2018.....	.XXX.....	.XXX.....	.XXX.....	.XXX.....	.XXX.....	.XXX.....	.XXX.....	.XXX.....	.XXX.....		XXX.....	XXX.....
11. 2019.....	.XXX.....	.XXX.....	.XXX.....	.XXX.....	.XXX.....	.XXX.....	.XXX.....	.XXX.....	.XXX.....	.XXX.....	XXX.....	XXX.....

**SCHEDULE P - PART 3O - REINSURANCE**

NONPROPORTIONAL ASSUMED LIABILITY

1. Prior.....	.000.....	.37.....	.302.....	.381.....	.430.....	.444.....	1,338.....	1,338.....	1,338.....	1,338.....	XXX.....	XXX.....
2. 2010.....											XXX.....	XXX.....
3. 2011.....	.XXX.....										XXX.....	XXX.....
4. 2012.....	.XXX.....	.XXX.....									XXX.....	XXX.....
5. 2013.....	.XXX.....	.XXX.....	.XXX.....								XXX.....	XXX.....
6. 2014.....	.XXX.....	.XXX.....	.XXX.....	.XXX.....							XXX.....	XXX.....
7. 2015.....	.XXX.....	.XXX.....	.XXX.....	.XXX.....	.XXX.....						XXX.....	XXX.....
8. 2016.....	.XXX.....	.XXX.....	.XXX.....	.XXX.....	.XXX.....	.XXX.....					XXX.....	XXX.....
9. 2017.....	.XXX.....	.XXX.....	.XXX.....	.XXX.....	.XXX.....	.XXX.....	.XXX.....				XXX.....	XXX.....
10. 2018.....	.XXX.....	.XXX.....	.XXX.....	.XXX.....	.XXX.....	.XXX.....	.XXX.....	.XXX.....	.XXX.....		XXX.....	XXX.....
11. 2019.....	.XXX.....	.XXX.....	.XXX.....	.XXX.....	.XXX.....	.XXX.....	.XXX.....	.XXX.....	.XXX.....	.XXX.....	XXX.....	XXX.....

**SCHEDULE P - PART 3P - REINSURANCE**

NONPROPORTIONAL ASSUMED FINANCIAL LINES

1. Prior.....	.000.....										XXX.....	XXX.....
2. 2010.....											XXX.....	XXX.....
3. 2011.....	.XXX.....										XXX.....	XXX.....
4. 2012.....	.XXX.....	.XXX.....									XXX.....	XXX.....
5. 2013.....	.XXX.....	.XXX.....	.XXX.....								XXX.....	XXX.....
6. 2014.....	.XXX.....	.XXX.....	.XXX.....	.XXX.....							XXX.....	XXX.....
7. 2015.....	.XXX.....	.XXX.....	.XXX.....	.XXX.....	.XXX.....						XXX.....	XXX.....
8. 2016.....	.XXX.....	.XXX.....	.XXX.....	.XXX.....	.XXX.....	.XXX.....					XXX.....	XXX.....
9. 2017.....	.XXX.....	.XXX.....	.XXX.....	.XXX.....	.XXX.....	.XXX.....	.XXX.....				XXX.....	XXX.....
10. 2018.....	.XXX.....	.XXX.....	.XXX.....	.XXX.....	.XXX.....	.XXX.....	.XXX.....	.XXX.....	.XXX.....		XXX.....	XXX.....
11. 2019.....	.XXX.....	.XXX.....	.XXX.....	.XXX.....	.XXX.....	.XXX.....	.XXX.....	.XXX.....	.XXX.....	.XXX.....	XXX.....	XXX.....

**NONE**

**Sch. P - Pt. 3R - Sn. 1**  
**NONE**

**Sch. P - Pt. 3R - Sn. 2**  
**NONE**

**Sch. P - Pt. 3S**  
**NONE**

**Sch. P - Pt. 3T**  
**NONE**

**Sch. P - Pt. 4A**  
**NONE**

**Sch. P - Pt. 4B**  
**NONE**

**Sch. P - Pt. 4C**  
**NONE**

**Sch. P - Pt. 4D**  
**NONE**

**Sch. P - Pt. 4E**  
**NONE**

**SCHEDULE P - PART 4F - SECTION 1 - MEDICAL PROFESSIONAL LIABILITY - OCCURRENCE**

Years in Which Losses Were Incurred	Bulk and IBNR Reserves on Net Losses and Defense and Cost Containment Expenses Reported at Year End (\$000 omitted)									
	1	2	3	4	5	6	7	8	9	10
	2010	2011	2012	2013	2014	2015	2016	2017	2018	2019
1. Prior.....										
2. 2010.....										
3. 2011.....	XXX									
4. 2012.....	XXX	XXX								
5. 2013.....	XXX	XXX	XXX							
6. 2014.....	XXX	XXX	XXX	XXX						
7. 2015.....	XXX	XXX	XXX	XXX	XXX					
8. 2016.....	XXX	XXX	XXX	XXX	XXX	XXX				
9. 2017.....	XXX	XXX	XXX	XXX	XXX	XXX	XXX			
10. 2018.....	XXX	XXX	XXX	XXX	XXX	XXX	XXX	XXX		
11. 2019.....	XXX	XXX	XXX	XXX	XXX	XXX	XXX	XXX	XXX	XXX

**NONE**

**SCHEDULE P - PART 4F - SECTION 2 - MEDICAL PROFESSIONAL LIABILITY - CLAIMS-MADE**

1. Prior.....										
2. 2010.....										
3. 2011.....	XXX									
4. 2012.....	XXX	XXX								
5. 2013.....	XXX	XXX	XXX							
6. 2014.....	XXX	XXX	XXX	XXX						
7. 2015.....	XXX	XXX	XXX	XXX	XXX					
8. 2016.....	XXX	XXX	XXX	XXX	XXX	XXX				
9. 2017.....	XXX	XXX	XXX	XXX	XXX	XXX	XXX			
10. 2018.....	XXX	XXX	XXX	XXX	XXX	XXX	XXX	XXX		
11. 2019.....	XXX	XXX	XXX	XXX	XXX	XXX	XXX	XXX	XXX	XXX

**NONE**

**SCHEDULE P - PART 4G - SPECIAL LIABILITY (OCEAN MARINE, AIRCRAFT (ALL PERILS), BOILER AND MACHINERY)**

1. Prior.....										
2. 2010.....										
3. 2011.....	XXX									
4. 2012.....	XXX	XXX								
5. 2013.....	XXX	XXX	XXX							
6. 2014.....	XXX	XXX	XXX	XXX						
7. 2015.....	XXX	XXX	XXX	XXX	XXX					
8. 2016.....	XXX	XXX	XXX	XXX	XXX	XXX				
9. 2017.....	XXX	XXX	XXX	XXX	XXX	XXX	XXX			
10. 2018.....	XXX	XXX	XXX	XXX	XXX	XXX	XXX	XXX		
11. 2019.....	XXX	XXX	XXX	XXX	XXX	XXX	XXX	XXX	XXX	XXX

**NONE**

**SCHEDULE P - PART 4H - SECTION 1 - OTHER LIABILITY - OCCURRENCE**

1. Prior.....	28,196	20,122	20,097	18,663	12,716	2,085				
2. 2010.....										
3. 2011.....	XXX									
4. 2012.....	XXX	XXX								
5. 2013.....	XXX	XXX	XXX							
6. 2014.....	XXX	XXX	XXX	XXX						
7. 2015.....	XXX	XXX	XXX	XXX	XXX					
8. 2016.....	XXX	XXX	XXX	XXX	XXX	XXX				
9. 2017.....	XXX	XXX	XXX	XXX	XXX	XXX	XXX			
10. 2018.....	XXX	XXX	XXX	XXX	XXX	XXX	XXX	XXX		
11. 2019.....	XXX	XXX	XXX	XXX	XXX	XXX	XXX	XXX	XXX	XXX

**SCHEDULE P - PART 4H - SECTION 2 - OTHER LIABILITY - CLAIMS-MADE**

1. Prior.....										
2. 2010.....										
3. 2011.....	XXX									
4. 2012.....	XXX	XXX								
5. 2013.....	XXX	XXX	XXX							
6. 2014.....	XXX	XXX	XXX	XXX						
7. 2015.....	XXX	XXX	XXX	XXX	XXX					
8. 2016.....	XXX	XXX	XXX	XXX	XXX	XXX				
9. 2017.....	XXX	XXX	XXX	XXX	XXX	XXX	XXX			
10. 2018.....	XXX	XXX	XXX	XXX	XXX	XXX	XXX	XXX		
11. 2019.....	XXX	XXX	XXX	XXX	XXX	XXX	XXX	XXX	XXX	XXX

**NONE**

**SCHEDULE P - PART 4I - SPECIAL PROPERTY (FIRE, ALLIED LINES, INLAND MARINE, EARTHQUAKE, BURGLARY AND THEFT)**

Years in Which Losses Were Incurred	Bulk and IBNR Reserves on Net Losses and Defence and Cost Containment Expenses Reported at Year End (\$000 omitted)									
	1 2010	2 2011	3 2012	4 2013	5 2014	6 2015	7 2016	8 2017	9 2018	10 2019
1. Prior.....	...XXX.....	...XXX.....	...XXX.....	...XXX.....	...XXX.....	...XXX.....	...XXX.....	...XXX.....	...XXX.....	...XXX.....
2. 2018.....	...XXX.....	...XXX.....	...XXX.....	...XXX.....	...XXX.....	...XXX.....	...XXX.....	...XXX.....	...XXX.....	...XXX.....
3. 2019.....	...XXX.....	...XXX.....	...XXX.....	...XXX.....	...XXX.....	...XXX.....	...XXX.....	...XXX.....	...XXX.....	...XXX.....

**SCHEDULE P - PART 4J - AUTO PHYSICAL DAMAGE**

1. Prior.....	...XXX.....	...XXX.....	...XXX.....	...XXX.....	...XXX.....	...XXX.....	...XXX.....	...XXX.....	...XXX.....	...XXX.....
2. 2018.....	...XXX.....	...XXX.....	...XXX.....	...XXX.....	...XXX.....	...XXX.....	...XXX.....	...XXX.....	...XXX.....	...XXX.....
3. 2019.....	...XXX.....	...XXX.....	...XXX.....	...XXX.....	...XXX.....	...XXX.....	...XXX.....	...XXX.....	...XXX.....	...XXX.....

**SCHEDULE P - PART 4K - FIDELITY/SURETY**

1. Prior.....	...XXX.....	...XXX.....	...XXX.....	...XXX.....	...XXX.....	...XXX.....	...XXX.....	...XXX.....	...XXX.....	...XXX.....
2. 2018.....	...XXX.....	...XXX.....	...XXX.....	...XXX.....	...XXX.....	...XXX.....	...XXX.....	...XXX.....	...XXX.....	...XXX.....
3. 2019.....	...XXX.....	...XXX.....	...XXX.....	...XXX.....	...XXX.....	...XXX.....	...XXX.....	...XXX.....	...XXX.....	...XXX.....

**SCHEDULE P - PART 4L - OTHER (INCLUDING CREDIT, ACCIDENT AND HEALTH)**

1. Prior.....	...XXX.....	...XXX.....	...XXX.....	...XXX.....	...XXX.....	...XXX.....	...XXX.....	...XXX.....	...XXX.....	...XXX.....
2. 2018.....	...XXX.....	...XXX.....	...XXX.....	...XXX.....	...XXX.....	...XXX.....	...XXX.....	...XXX.....	...XXX.....	...XXX.....
3. 2019.....	...XXX.....	...XXX.....	...XXX.....	...XXX.....	...XXX.....	...XXX.....	...XXX.....	...XXX.....	...XXX.....	...XXX.....

**SCHEDULE P - PART 4M - INTERNATIONAL**

1. Prior.....	.....	.....	.....	.....	.....	.....	.....	.....	.....	.....
2. 2010.....	.....	.....	.....	.....	.....	.....	.....	.....	.....	.....
3. 2011.....	...XXX.....	.....	.....	.....	.....	.....	.....	.....	.....	.....
4. 2012.....	...XXX.....	...XXX.....	.....	.....	.....	.....	.....	.....	.....	.....
5. 2013.....	...XXX.....	...XXX.....	...XXX.....	.....	.....	.....	.....	.....	.....	.....
6. 2014.....	...XXX.....	...XXX.....	...XXX.....	...XXX.....	.....	.....	.....	.....	.....	.....
7. 2015.....	...XXX.....	...XXX.....	...XXX.....	...XXX.....	...XXX.....	.....	.....	.....	.....	.....
8. 2016.....	...XXX.....	...XXX.....	...XXX.....	...XXX.....	...XXX.....	...XXX.....	.....	.....	.....	.....
9. 2017.....	...XXX.....	...XXX.....	...XXX.....	...XXX.....	...XXX.....	...XXX.....	...XXX.....	.....	.....	.....
10. 2018.....	...XXX.....	...XXX.....	...XXX.....	...XXX.....	...XXX.....	...XXX.....	...XXX.....	...XXX.....	.....	.....
11. 2019.....	...XXX.....	...XXX.....	...XXX.....	...XXX.....	...XXX.....	...XXX.....	...XXX.....	...XXX.....	...XXX.....	...XXX.....

**SCHEDULE P - PART 4N - REINSURANCE**

NONPROPORTIONAL ASSUMED PROPERTY

Years in Which Losses Were Incurred	Bulk and IBNR Reserves on Net Losses and Defense and Cost Containment Expenses Reported at Year End (\$000 omitted)									
	1 2010	2 2011	3 2012	4 2013	5 2014	6 2015	7 2016	8 2017	9 2018	10 2019
1. Prior.....										
2. 2010.....										
3. 2011.....	XXX									
4. 2012.....	XXX	XXX								
5. 2013.....	XXX	XXX	XXX							
6. 2014.....	XXX	XXX	XXX	XXX						
7. 2015.....	XXX	XXX	XXX	XXX	XXX					
8. 2016.....	XXX	XXX	XXX	XXX	XXX	XXX				
9. 2017.....	XXX	XXX	XXX	XXX	XXX	XXX	XXX			
10. 2018.....	XXX	XXX	XXX	XXX	XXX	XXX	XXX	XXX		
11. 2019.....	XXX	XXX	XXX	XXX	XXX	XXX	XXX	XXX	XXX	

**NONE**

**SCHEDULE P - PART 4O - REINSURANCE**

NONPROPORTIONAL ASSUMED LIABILITY

1. Prior.....	817	383	331	530	281	39				
2. 2010.....										
3. 2011.....	XXX									
4. 2012.....	XXX	XXX								
5. 2013.....	XXX	XXX	XXX							
6. 2014.....	XXX	XXX	XXX	XXX						
7. 2015.....	XXX	XXX	XXX	XXX	XXX					
8. 2016.....	XXX	XXX	XXX	XXX	XXX	XXX				
9. 2017.....	XXX	XXX	XXX	XXX	XXX	XXX	XXX			
10. 2018.....	XXX	XXX	XXX	XXX	XXX	XXX	XXX	XXX		
11. 2019.....	XXX	XXX	XXX	XXX	XXX	XXX	XXX	XXX	XXX	

**SCHEDULE P - PART 4P - REINSURANCE**

NONPROPORTIONAL ASSUMED FINANCIAL LINES

1. Prior.....										
2. 2010.....										
3. 2011.....	XXX									
4. 2012.....	XXX	XXX								
5. 2013.....	XXX	XXX	XXX							
6. 2014.....	XXX	XXX	XXX	XXX						
7. 2015.....	XXX	XXX	XXX	XXX	XXX					
8. 2016.....	XXX	XXX	XXX	XXX	XXX	XXX				
9. 2017.....	XXX	XXX	XXX	XXX	XXX	XXX	XXX			
10. 2018.....	XXX	XXX	XXX	XXX	XXX	XXX	XXX	XXX		
11. 2019.....	XXX	XXX	XXX	XXX	XXX	XXX	XXX	XXX	XXX	

**NONE**



**SCHEDULE P - PART 4R-SECTION 1 - PRODUCTS LIABILITY - OCCURRENCE**

Years in Which Losses Were Incurred	Bulk and IBNR Reserves on Net Losses and Defense and Cost Containment Expenses Reported at Year End (\$000 omitted)									
	1	2	3	4	5	6	7	8	9	10
	2010	2011	2012	2013	2014	2015	2016	2017	2018	2019
1. Prior.....										
2. 2010.....										
3. 2011.....	XXX									
4. 2012.....	XXX	XXX								
5. 2013.....	XXX	XXX	XXX							
6. 2014.....	XXX	XXX	XXX	XXX						
7. 2015.....	XXX	XXX	XXX	XXX	XXX					
8. 2016.....	XXX	XXX	XXX	XXX	XXX	XXX				
9. 2017.....	XXX	XXX	XXX	XXX	XXX	XXX	XXX			
10. 2018.....	XXX	XXX	XXX	XXX	XXX	XXX	XXX	XXX		
11. 2019.....	XXX	XXX	XXX	XXX	XXX	XXX	XXX	XXX	XXX	

**NONE**

**SCHEDULE P - PART 4R-SECTION 2 - PRODUCTS LIABILITY - CLAIMS-MADE**

1. Prior.....										
2. 2010.....										
3. 2011.....	XXX									
4. 2012.....	XXX	XXX								
5. 2013.....	XXX	XXX	XXX							
6. 2014.....	XXX	XXX	XXX	XXX						
7. 2015.....	XXX	XXX	XXX	XXX	XXX					
8. 2016.....	XXX	XXX	XXX	XXX	XXX	XXX				
9. 2017.....	XXX	XXX	XXX	XXX	XXX	XXX	XXX			
10. 2018.....	XXX	XXX	XXX	XXX	XXX	XXX	XXX	XXX		
11. 2019.....	XXX	XXX	XXX	XXX	XXX	XXX	XXX	XXX	XXX	

**NONE**

**SCHEDULE P - PART 4S - FINANCIAL GUARANTY/MORTGAGE GUARANTY**

1. Prior.....	XXX	XXX	XXX	XXX	XXX	XXX	XXX			
2. 2018.....	XXX	XXX	XXX	XXX	XXX	XXX	XXX	XXX		
3. 2019.....	XXX	XXX	XXX	XXX	XXX	XXX	XXX	XXX	XXX	

**NONE**

**SCHEDULE P - PART 4T - WARRANTY**

1. Prior.....	XXX	XXX	XXX	XXX	XXX	XXX	XXX			
2. 2018.....	XXX	XXX	XXX	XXX	XXX	XXX	XXX	XXX		
3. 2019.....	XXX	XXX	XXX	XXX	XXX	XXX	XXX	XXX	XXX	

**NONE**

**SCHEDULE P - PART 5A - HOMEOWNERS/FARMOWNERS**

**SECTION 1**

Years in Which Premiums Were Earned and Losses Were Incurred	Cumulative Number of Claims Closed with Loss Payment Direct and Assumed at Year End									
	1 2010	2 2011	3 2012	4 2013	5 2014	6 2015	7 2016	8 2017	9 2018	10 2019
1. Prior.....	1,301	113	47	21	8	5	3	3	2	
2. 2010.....	9,059	10,655	10,760	10,785	10,796	10,802	10,802	10,803	10,803	10,804
3. 2011.....	XXX	16,844	18,370	18,438	18,454	18,459	18,462	18,464	18,464	18,465
4. 2012.....	XXX	XXX	14,155	15,705	15,773	15,789	15,794	15,796	15,799	15,803
5. 2013.....	XXX	XXX	XXX	8,185	9,143	9,211	9,224	9,226	9,228	9,228
6. 2014.....	XXX	XXX	XXX	XXX	9,851	10,815	10,866	10,890	10,896	10,902
7. 2015.....	XXX	XXX	XXX	XXX	XXX	9,116	10,195	10,269	10,281	10,285
8. 2016.....	XXX	XXX	XXX	XXX	XXX	XXX	7,636	8,476	8,511	8,519
9. 2017.....	XXX	XXX	XXX	XXX	XXX	XXX	XXX	8,752	9,686	9,728
10. 2018.....	XXX	XXX	XXX	XXX	XXX	XXX	XXX	XXX	9,215	10,097
11. 2019.....	XXX	XXX	XXX	XXX	XXX	XXX	XXX	XXX	XXX	7,112

**SECTION 2**

Years in Which Premiums Were Earned and Losses Were Incurred	Number of Claims Outstanding Direct and Assumed at Year End									
	1 2010	2 2011	3 2012	4 2013	5 2014	6 2015	7 2016	8 2017	9 2018	10 2019
1. Prior.....	140	79	35	19	20	9	7	6	5	5
2. 2010.....	891	98	38	18	12	4	4	3	3	3
3. 2011.....	XXX	969	68	31	18	11	7	3	4	1
4. 2012.....	XXX	XXX	887	57	21	15	1			
5. 2013.....	XXX	XXX	XXX	666	56	14	5	2	2	1
6. 2014.....	XXX	XXX	XXX	XXX	696	65	28	25	15	9
7. 2015.....	XXX	XXX	XXX	XXX	XXX	633	66	25	15	8
8. 2016.....	XXX	XXX	XXX	XXX	XXX	XXX	560	45	19	14
9. 2017.....	XXX	XXX	XXX	XXX	XXX	XXX	XXX	493	56	26
10. 2018.....	XXX	XXX	XXX	XXX	XXX	XXX	XXX	XXX	509	69
11. 2019.....	XXX	XXX	XXX	XXX	XXX	XXX	XXX	XXX	XXX	788

**SECTION 3**

Years in Which Premiums Were Earned and Losses Were Incurred	Cumulative Number of Claims Reported Direct and Assumed at Year End									
	1 2010	2 2011	3 2012	4 2013	5 2014	6 2015	7 2016	8 2017	9 2018	10 2019
1. Prior.....	1,043	96	11	6	7	4	2	2		
2. 2010.....	12,674	13,892	13,988	14,002	14,010	14,008	14,009	14,009	14,009	14,010
3. 2011.....	XXX	23,293	24,451	24,510	24,524	24,529	24,534	24,534	24,535	24,533
4. 2012.....	XXX	XXX	19,269	20,607	20,682	20,691	20,696	20,699	20,700	20,702
5. 2013.....	XXX	XXX	XXX	11,712	12,398	12,446	12,458	12,460	12,463	12,464
6. 2014.....	XXX	XXX	XXX	XXX	14,131	14,825	14,867	14,896	14,897	14,899
7. 2015.....	XXX	XXX	XXX	XXX	XXX	12,752	13,637	13,691	13,706	13,706
8. 2016.....	XXX	XXX	XXX	XXX	XXX	XXX	11,101	11,774	11,808	11,819
9. 2017.....	XXX	XXX	XXX	XXX	XXX	XXX	XXX	12,661	13,509	13,554
10. 2018.....	XXX	XXX	XXX	XXX	XXX	XXX	XXX	XXX	13,493	14,320
11. 2019.....	XXX	XXX	XXX	XXX	XXX	XXX	XXX	XXX	XXX	11,061

**SCHEDULE P - PART 5B - PRIVATE PASSENGER AUTO LIABILITY/MEDICAL**

**SECTION 1**

Years in Which Premiums Were Earned and Losses Were Incurred	Cumulative Number of Claims Closed with Loss Payment Direct and Assumed at Year End									
	1 2010	2 2011	3 2012	4 2013	5 2014	6 2015	7 2016	8 2017	9 2018	10 2019
1. Prior.....	8,213	1,944	798	339	130	77	25	13	9	9
2. 2010.....	20,458	27,185	28,342	28,775	28,977	29,047	29,074	29,086	29,096	29,100
3. 2011.....	XXX	20,890	27,907	29,028	29,424	29,617	29,715	29,744	29,763	29,774
4. 2012.....	XXX	XXX	21,115	28,309	29,380	29,796	30,001	30,074	30,109	30,124
5. 2013.....	XXX	XXX	XXX	21,446	28,770	29,908	30,318	30,528	30,596	30,627
6. 2014.....	XXX	XXX	XXX	XXX	22,259	29,751	30,864	31,264	31,454	31,499
7. 2015.....	XXX	XXX	XXX	XXX	XXX	24,554	32,632	33,901	34,502	34,753
8. 2016.....	XXX	XXX	XXX	XXX	XXX	XXX	24,610	32,988	34,344	34,908
9. 2017.....	XXX	XXX	XXX	XXX	XXX	XXX	XXX	22,464	30,498	31,865
10. 2018.....	XXX	XXX	XXX	XXX	XXX	XXX	XXX	XXX	21,485	29,351
11. 2019.....	XXX	XXX	XXX	XXX	XXX	XXX	XXX	XXX	XXX	21,350

**SECTION 2**

Years in Which Premiums Were Earned and Losses Were Incurred	Number of Claims Outstanding Direct and Assumed at Year End									
	1 2010	2 2011	3 2012	4 2013	5 2014	6 2015	7 2016	8 2017	9 2018	10 2019
1. Prior.....	3,767	1,820	974	589	437	343	311	297	290	282
2. 2010.....	8,653	1,846	840	376	162	77	49	32	25	19
3. 2011.....	XXX	8,799	1,843	825	406	198	93	62	42	31
4. 2012.....	XXX	XXX	9,002	1,757	790	389	171	96	51	36
5. 2013.....	XXX	XXX	XXX	8,954	1,778	785	394	168	93	54
6. 2014.....	XXX	XXX	XXX	XXX	9,006	1,708	732	341	141	90
7. 2015.....	XXX	XXX	XXX	XXX	XXX	9,837	2,122	1,002	412	170
8. 2016.....	XXX	XXX	XXX	XXX	XXX	XXX	9,930	2,070	892	396
9. 2017.....	XXX	XXX	XXX	XXX	XXX	XXX	XXX	9,060	1,872	735
10. 2018.....	XXX	XXX	XXX	XXX	XXX	XXX	XXX	XXX	8,988	1,873
11. 2019.....	XXX	XXX	XXX	XXX	XXX	XXX	XXX	XXX	XXX	8,711

**SECTION 3**

Years in Which Premiums Were Earned and Losses Were Incurred	Cumulative Number of Claims Reported Direct and Assumed at Year End									
	1 2010	2 2011	3 2012	4 2013	5 2014	6 2015	7 2016	8 2017	9 2018	10 2019
1. Prior.....	2,291	277	100	19	9	2	4	2		
2. 2010.....	37,320	39,392	39,652	39,714	39,737	39,742	39,743	39,743	39,747	39,748
3. 2011.....	XXX	38,924	40,987	41,216	41,272	41,289	41,293	41,293	41,294	41,294
4. 2012.....	XXX	XXX	38,703	40,967	41,187	41,251	41,261	41,267	41,268	41,270
5. 2013.....	XXX	XXX	XXX	40,215	42,485	42,746	42,795	42,814	42,818	42,819
6. 2014.....	XXX	XXX	XXX	XXX	41,333	43,851	44,060	44,141	44,155	44,160
7. 2015.....	XXX	XXX	XXX	XXX	XXX	44,954	47,509	47,766	47,850	47,876
8. 2016.....	XXX	XXX	XXX	XXX	XXX	XXX	45,792	48,652	48,950	49,063
9. 2017.....	XXX	XXX	XXX	XXX	XXX	XXX	XXX	40,808	43,871	44,151
10. 2018.....	XXX	XXX	XXX	XXX	XXX	XXX	XXX	XXX	39,148	41,968
11. 2019.....	XXX	XXX	XXX	XXX	XXX	XXX	XXX	XXX	XXX	39,771

**SCHEDULE P - PART 5C - COMMERCIAL AUTO/TRUCK LIABILITY/MEDICAL**

**SECTION 1**

Years in Which Premiums Were Earned and Losses Were Incurred	Cumulative Number of Claims Closed with Loss Payment Direct and Assumed at Year End									
	1 2010	2 2011	3 2012	4 2013	5 2014	6 2015	7 2016	8 2017	9 2018	10 2019
1. Prior.....										
2. 2010.....										
3. 2011.....	.XXX									
4. 2012.....	.XXX	.XXX								
5. 2013.....	.XXX	.XXX	.XXX							
6. 2014.....	.XXX	.XXX	.XXX	.XXX						
7. 2015.....	.XXX	.XXX	.XXX	.XXX	.XXX					
8. 2016.....	.XXX	.XXX	.XXX	.XXX	.XXX	.XXX				
9. 2017.....	.XXX	.XXX	.XXX	.XXX	.XXX	.XXX	.XXX			
10. 2018.....	.XXX	.XXX	.XXX	.XXX	.XXX	.XXX	.XXX	.XXX		
11. 2019.....	.XXX	.XXX	.XXX	.XXX	.XXX	.XXX	.XXX	.XXX	.XXX	

**NONE**

**SECTION 2**

Years in Which Premiums Were Earned and Losses Were Incurred	Number of Claims Outstanding Direct and Assumed at Year End									
	1 2010	2 2011	3 2012	4 2013	5 2014	6 2015	7 2016	8 2017	9 2018	10 2019
1. Prior.....										
2. 2010.....										
3. 2011.....	.XXX									
4. 2012.....	.XXX	.XXX								
5. 2013.....	.XXX	.XXX	.XXX							
6. 2014.....	.XXX	.XXX	.XXX	.XXX						
7. 2015.....	.XXX	.XXX	.XXX	.XXX	.XXX					
8. 2016.....	.XXX	.XXX	.XXX	.XXX	.XXX	.XXX				
9. 2017.....	.XXX	.XXX	.XXX	.XXX	.XXX	.XXX	.XXX			
10. 2018.....	.XXX	.XXX	.XXX	.XXX	.XXX	.XXX	.XXX	.XXX		
11. 2019.....	.XXX	.XXX	.XXX	.XXX	.XXX	.XXX	.XXX	.XXX	.XXX	

**NONE**

**SECTION 3**

Years in Which Premiums Were Earned and Losses Were Incurred	Cumulative Number of Claims Reported Direct and Assumed at Year End									
	1 2010	2 2011	3 2012	4 2013	5 2014	6 2015	7 2016	8 2017	9 2018	10 2019
1. Prior.....										
2. 2010.....										
3. 2011.....	.XXX									
4. 2012.....	.XXX	.XXX								
5. 2013.....	.XXX	.XXX	.XXX							
6. 2014.....	.XXX	.XXX	.XXX	.XXX						
7. 2015.....	.XXX	.XXX	.XXX	.XXX	.XXX					
8. 2016.....	.XXX	.XXX	.XXX	.XXX	.XXX	.XXX				
9. 2017.....	.XXX	.XXX	.XXX	.XXX	.XXX	.XXX	.XXX			
10. 2018.....	.XXX	.XXX	.XXX	.XXX	.XXX	.XXX	.XXX	.XXX		
11. 2019.....	.XXX	.XXX	.XXX	.XXX	.XXX	.XXX	.XXX	.XXX	.XXX	

**NONE**

**SCHEDULE P - PART 5D - WORKERS' COMPENSATION  
(EXCLUDING EXCESS WORKERS' COMPENSATION)**

**SECTION 1**

Years in Which Premiums Were Earned and Losses Were Incurred	Cumulative Number of Claims Closed with Loss Payment Direct and Assumed at Year End									
	1 2010	2 2011	3 2012	4 2013	5 2014	6 2015	7 2016	8 2017	9 2018	10 2019
1. Prior.....										
2. 2010.....										
3. 2011.....	XXX									
4. 2012.....	XXX	XXX								
5. 2013.....	XXX	XXX	XXX							
6. 2014.....	XXX	XXX	XXX	XXX						
7. 2015.....	XXX	XXX	XXX	XXX	XXX					
8. 2016.....	XXX	XXX	XXX	XXX	XXX	XXX				
9. 2017.....	XXX	XXX	XXX	XXX	XXX	XXX	XXX			
10. 2018.....	XXX	XXX	XXX	XXX	XXX	XXX	XXX	XXX		
11. 2019.....	XXX	XXX	XXX	XXX	XXX	XXX	XXX	XXX	XXX	

**NONE**

**SECTION 2**

Years in Which Premiums Were Earned and Losses Were Incurred	Number of Claims Outstanding Direct and Assumed at Year End									
	1 2010	2 2011	3 2012	4 2013	5 2014	6 2015	7 2016	8 2017	9 2018	10 2019
1. Prior.....	1									
2. 2010.....	1	1	1							
3. 2011.....	XXX									
4. 2012.....	XXX	XXX								
5. 2013.....	XXX	XXX	XXX	1	1					
6. 2014.....	XXX	XXX	XXX	XXX						
7. 2015.....	XXX	XXX	XXX	XXX	XXX					
8. 2016.....	XXX	XXX	XXX	XXX	XXX	XXX				
9. 2017.....	XXX	XXX	XXX	XXX	XXX	XXX	XXX			
10. 2018.....	XXX	XXX	XXX	XXX	XXX	XXX	XXX	XXX		
11. 2019.....	XXX	XXX	XXX	XXX	XXX	XXX	XXX	XXX	XXX	

**SECTION 3**

Years in Which Premiums Were Earned and Losses Were Incurred	Cumulative Number of Claims Reported Direct and Assumed at Year End									
	1 2010	2 2011	3 2012	4 2013	5 2014	6 2015	7 2016	8 2017	9 2018	10 2019
1. Prior.....		(1)								
2. 2010.....	1	1	1	1	1	1	1	1	1	1
3. 2011.....	XXX									
4. 2012.....	XXX	XXX								
5. 2013.....	XXX	XXX	XXX	1	1					
6. 2014.....	XXX	XXX	XXX	XXX						
7. 2015.....	XXX	XXX	XXX	XXX	XXX					
8. 2016.....	XXX	XXX	XXX	XXX	XXX	XXX				
9. 2017.....	XXX	XXX	XXX	XXX	XXX	XXX	XXX			
10. 2018.....	XXX	XXX	XXX	XXX	XXX	XXX	XXX	XXX		
11. 2019.....	XXX	XXX	XXX	XXX	XXX	XXX	XXX	XXX	XXX	

**Sch. P - Pt. 5E - Sn. 1  
NONE**

**Sch. P - Pt. 5E - Sn. 2  
NONE**

**Sch. P - Pt. 5E - Sn. 3  
NONE**

**Sch. P - Pt. 5F - Sn. 1A  
NONE**

**Sch. P - Pt. 5F - Sn. 2A  
NONE**

**Sch. P - Pt. 5F - Sn. 3A  
NONE**

**Sch. P - Pt. 5F - Sn. 1B  
NONE**

**Sch. P - Pt. 5F - Sn. 2B  
NONE**

**Sch. P - Pt. 5F - Sn. 3B  
NONE**

**SCHEDULE P - PART 5H - OTHER LIABILITY - OCCURRENCE**

**SECTION 1A**

Years in Which Premiums Were Earned and Losses Were Incurred	Cumulative Number of Claims Closed with Loss Payment Direct and Assumed at Year End									
	1 2010	2 2011	3 2012	4 2013	5 2014	6 2015	7 2016	8 2017	9 2018	10 2019
1. Prior.....				1						
2. 2010.....		1	1	1	2	2	2	2	2	2
3. 2011.....	XXX									
4. 2012.....	XXX	XXX			1	1	1	1	1	1
5. 2013.....	XXX	XXX	XXX							
6. 2014.....	XXX	XXX	XXX	XXX						2
7. 2015.....	XXX	XXX	XXX	XXX	XXX			1	4	6
8. 2016.....	XXX	XXX	XXX	XXX	XXX	XXX			1	3
9. 2017.....	XXX	XXX	XXX	XXX	XXX	XXX	XXX			1
10. 2018.....	XXX	XXX	XXX	XXX	XXX	XXX	XXX	XXX		2
11. 2019.....	XXX	XXX	XXX	XXX	XXX	XXX	XXX	XXX	XXX	

**SECTION 2A**

Years in Which Premiums Were Earned and Losses Were Incurred	Number of Claims Outstanding Direct and Assumed at Year End									
	1 2010	2 2011	3 2012	4 2013	5 2014	6 2015	7 2016	8 2017	9 2018	10 2019
1. Prior.....	1	2	1							
2. 2010.....	2	1	1	1						
3. 2011.....	XXX							1	1	1
4. 2012.....	XXX	XXX		1						
5. 2013.....	XXX	XXX	XXX	1	1	2	2	1		
6. 2014.....	XXX	XXX	XXX	XXX			1	2	1	
7. 2015.....	XXX	XXX	XXX	XXX	XXX	1	1	3	4	1
8. 2016.....	XXX	XXX	XXX	XXX	XXX	XXX	1	5	4	4
9. 2017.....	XXX	XXX	XXX	XXX	XXX	XXX	XXX	1	3	3
10. 2018.....	XXX	XXX	XXX	XXX	XXX	XXX	XXX	XXX	2	3
11. 2019.....	XXX	XXX	XXX	XXX	XXX	XXX	XXX	XXX	XXX	1

**SECTION 3A**

Years in Which Premiums Were Earned and Losses Were Incurred	Cumulative Number of Claims Reported Direct and Assumed at Year End									
	1 2010	2 2011	3 2012	4 2013	5 2014	6 2015	7 2016	8 2017	9 2018	10 2019
1. Prior.....	2	1								
2. 2010.....	2	2	2	2	2	2	2	2	2	2
3. 2011.....	XXX							1	1	1
4. 2012.....	XXX	XXX		1	1	1	1	1	1	1
5. 2013.....	XXX	XXX	XXX	1	1	3	4	4	4	4
6. 2014.....	XXX	XXX	XXX	XXX			2	3	3	4
7. 2015.....	XXX	XXX	XXX	XXX	XXX	3	5	8	13	14
8. 2016.....	XXX	XXX	XXX	XXX	XXX	XXX	1	6	7	9
9. 2017.....	XXX	XXX	XXX	XXX	XXX	XXX	XXX	1	3	4
10. 2018.....	XXX	XXX	XXX	XXX	XXX	XXX	XXX	XXX	2	6
11. 2019.....	XXX	XXX	XXX	XXX	XXX	XXX	XXX	XXX	XXX	1

**Sch. P - Pt. 5H - Sn. 1B  
NONE**

**Sch. P - Pt. 5H - Sn. 2B  
NONE**

**Sch. P - Pt. 5H - Sn. 3B  
NONE**

**Sch. P - Pt. 5R - Sn. 1A  
NONE**

**Sch. P - Pt. 5R - Sn. 2A  
NONE**

**Sch. P - Pt. 5R - Sn. 3A  
NONE**

**Sch. P - Pt. 5R - Sn. 1B  
NONE**

**Sch. P - Pt. 5R - Sn. 2B  
NONE**

**Sch. P - Pt. 5R - Sn. 3B  
NONE**

**Sch. P - Pt. 5T - Sn. 1  
NONE**

**Sch. P - Pt. 5T - Sn. 2  
NONE**

**Sch. P - Pt. 5T - Sn. 3  
NONE**



**SCHEDULE P - PART 6C - COMMERCIAL AUTO/TRUCK LIABILITY/MEDICAL**

**SECTION 1**

Years in Which Premiums Were Earned and Losses Were Incurred	Cumulative Premiums Earned Direct and Assumed at Year End (\$000 omitted)										11 Current Year Premiums Earned	
	1 2010	2 2011	3 2012	4 2013	5 2014	6 2015	7 2016	8 2017	9 2018	10 2019		
1. Prior.....											.0	
2. 2010.....											.0	
3. 2011.....	XXX										.0	
4. 2012.....	XXX	XXX									.0	
5. 2013.....	XXX	XXX	XXX								.0	
6. 2014.....	XXX	XXX	XXX	XXX							.0	
7. 2015.....	XXX	XXX	XXX	XXX	XXX						.0	
8. 2016.....	XXX	XXX	XXX	XXX	XXX	XXX					.0	
9. 2017.....	XXX	XXX	XXX	XXX	XXX	XXX	XXX				.0	
10. 2018.....	XXX	XXX	XXX	XXX	XXX	XXX	XXX	XXX			.0	
11. 2019.....	XXX	XXX	XXX	XXX	XXX	XXX	XXX	XXX	XXX		.0	
12. Total.....	XXX	XXX	XXX	XXX	XXX	XXX	XXX	XXX	XXX	XXX	XXX	.0
13. Earned Prems.(P-Pt 1)												.XXX

**SECTION 2**

Years in Which Premiums Were Earned and Losses Were Incurred	Cumulative Premiums Earned Ceded at Year End (\$000 omitted)										11 Current Year Premiums Earned	
	1 2010	2 2011	3 2012	4 2013	5 2014	6 2015	7 2016	8 2017	9 2018	10 2019		
1. Prior.....											.0	
2. 2010.....											.0	
3. 2011.....	XXX										.0	
4. 2012.....	XXX	XXX									.0	
5. 2013.....	XXX	XXX	XXX								.0	
6. 2014.....	XXX	XXX	XXX	XXX							.0	
7. 2015.....	XXX	XXX	XXX	XXX	XXX						.0	
8. 2016.....	XXX	XXX	XXX	XXX	XXX	XXX					.0	
9. 2017.....	XXX	XXX	XXX	XXX	XXX	XXX	XXX				.0	
10. 2018.....	XXX	XXX	XXX	XXX	XXX	XXX	XXX	XXX			.0	
11. 2019.....	XXX	XXX	XXX	XXX	XXX	XXX	XXX	XXX	XXX		.0	
12. Total.....	XXX	XXX	XXX	XXX	XXX	XXX	XXX	XXX	XXX	XXX	XXX	.0
13. Earned Prems.(P-Pt 1)												.XXX

**SCHEDULE P - PART 6D - WORKERS' COMPENSATION  
(EXCLUDING EXCESS WORKERS' COMPENSATION)**

**SECTION 1**

Years in Which Premiums Were Earned and Losses Were Incurred	Cumulative Premiums Earned Direct and Assumed at Year End (\$000 omitted)										11 Current Year Premiums Earned	
	1 2010	2 2011	3 2012	4 2013	5 2014	6 2015	7 2016	8 2017	9 2018	10 2019		
1. Prior.....	.22	(.0)	(.0)	(.0)							.0	
2. 2010.....	.20	.42	.42	.42	.42	.42	.42	.42	.42	.42	.42	
3. 2011.....	XXX	.21	.44	.44	.44	.44	.44	.44	.44	.44	.44	
4. 2012.....	XXX	XXX	.21	.44	.44	.44	.44	.44	.44	.44	.44	
5. 2013.....	XXX	XXX	XXX	.22	.45	.45	.45	.45	.45	.45	.45	
6. 2014.....	XXX	XXX	XXX	XXX	.22	.34	.34	.34	.34	.34	.34	
7. 2015.....	XXX	XXX	XXX	XXX	XXX	.12	.12	.12	.12	.12	.12	
8. 2016.....	XXX	XXX	XXX	XXX	XXX	XXX					.0	
9. 2017.....	XXX	XXX	XXX	XXX	XXX	XXX	XXX				.0	
10. 2018.....	XXX	XXX	XXX	XXX	XXX	XXX	XXX	XXX			.0	
11. 2019.....	XXX	XXX	XXX	XXX	XXX	XXX	XXX	XXX	XXX		.0	
12. Total.....	XXX	XXX	XXX	XXX	XXX	XXX	XXX	XXX	XXX	XXX	XXX	.0
13. Earned Prems.(P-Pt 1)	.42	.43	.44	.44	.45	.24						.XXX

**SECTION 2**

Years in Which Premiums Were Earned and Losses Were Incurred	Cumulative Premiums Earned Ceded at Year End (\$000 omitted)										11 Current Year Premiums Earned	
	1 2010	2 2011	3 2012	4 2013	5 2014	6 2015	7 2016	8 2017	9 2018	10 2019		
1. Prior.....	.22	(.0)	(.0)	(.0)							.0	
2. 2010.....	.20	.42	.42	.42	.42	.42	.42	.42	.42	.42	.42	
3. 2011.....	XXX	.21	.44	.44	.44	.44	.44	.44	.44	.44	.44	
4. 2012.....	XXX	XXX	.21	.44	.44	.44	.44	.44	.44	.44	.44	
5. 2013.....	XXX	XXX	XXX	.22	.45	.45	.45	.45	.45	.45	.45	
6. 2014.....	XXX	XXX	XXX	XXX	.22	.34	.34	.34	.34	.34	.34	
7. 2015.....	XXX	XXX	XXX	XXX	XXX	.12	.12	.12	.12	.12	.12	
8. 2016.....	XXX	XXX	XXX	XXX	XXX	XXX					.0	
9. 2017.....	XXX	XXX	XXX	XXX	XXX	XXX	XXX				.0	
10. 2018.....	XXX	XXX	XXX	XXX	XXX	XXX	XXX	XXX			.0	
11. 2019.....	XXX	XXX	XXX	XXX	XXX	XXX	XXX	XXX	XXX		.0	
12. Total.....	XXX	XXX	XXX	XXX	XXX	XXX	XXX	XXX	XXX	XXX	XXX	.0
13. Earned Prems.(P-Pt 1)	.42	.43	.44	.44	.45	.24						.XXX

## SCHEDULE P - PART 6E - COMMERCIAL MULTIPLE PERIL

### SECTION 1

Years in Which Premiums Were Earned and Losses Were Incurred	Cumulative Premiums Earned Direct and Assumed at Year End (\$000 omitted)										11 Current Year Premiums Earned
	1 2010	2 2011	3 2012	4 2013	5 2014	6 2015	7 2016	8 2017	9 2018	10 2019	
1. Prior.....		1								.0	
2. 2010.....										.0	
3. 2011.....	XXX									.0	
4. 2012.....	XXX	XXX								.0	
5. 2013.....	XXX	XXX	XXX							.0	
6. 2014.....	XXX	XXX	XXX	XXX						.0	
7. 2015.....	XXX	XXX	XXX	XXX	XXX					.0	
8. 2016.....	XXX	XXX	XXX	XXX	XXX	XXX				.0	
9. 2017.....	XXX	XXX	XXX	XXX	XXX	XXX	XXX			.0	
10. 2018.....	XXX	XXX	XXX	XXX	XXX	XXX	XXX	XXX		.0	
11. 2019.....	XXX	XXX	XXX	XXX	XXX	XXX	XXX	XXX	XXX	.0	
12. Total.....	XXX	XXX	XXX	XXX	XXX	XXX	XXX	XXX	XXX	XXX	.0
13. Earned Prems.(P-Pt 1)		1								XXX	.0

### SECTION 2

Years in Which Premiums Were Earned and Losses Were Incurred	Cumulative Premiums Earned Ceded at Year End (\$000 omitted)										11 Current Year Premiums Earned
	1 2010	2 2011	3 2012	4 2013	5 2014	6 2015	7 2016	8 2017	9 2018	10 2019	
1. Prior.....		1								.0	
2. 2010.....										.0	
3. 2011.....	XXX									.0	
4. 2012.....	XXX	XXX								.0	
5. 2013.....	XXX	XXX	XXX							.0	
6. 2014.....	XXX	XXX	XXX	XXX						.0	
7. 2015.....	XXX	XXX	XXX	XXX	XXX					.0	
8. 2016.....	XXX	XXX	XXX	XXX	XXX	XXX				.0	
9. 2017.....	XXX	XXX	XXX	XXX	XXX	XXX	XXX			.0	
10. 2018.....	XXX	XXX	XXX	XXX	XXX	XXX	XXX	XXX		.0	
11. 2019.....	XXX	XXX	XXX	XXX	XXX	XXX	XXX	XXX	XXX	.0	
12. Total.....	XXX	XXX	XXX	XXX	XXX	XXX	XXX	XXX	XXX	XXX	.0
13. Earned Prems.(P-Pt 1)		1								XXX	.0

## SCHEDULE P - PART 6H - OTHER LIABILITY - OCCURRENCE

### SECTION 1A

Years in Which Premiums Were Earned and Losses Were Incurred	Cumulative Premiums Earned Direct and Assumed at Year End (\$000 omitted)										11 Current Year Premiums Earned
	1 2010	2 2011	3 2012	4 2013	5 2014	6 2015	7 2016	8 2017	9 2018	10 2019	
1. Prior.....	249	3	(7)	1	(1)	4	0	1	0	0	
2. 2010.....	297	644	644	644	644	644	644	644	643	643	
3. 2011.....	XXX	401	837	837	837	837	837	837	837	837	
4. 2012.....	XXX	XXX	547	1,135	1,135	1,135	1,134	1,134	1,134	1,134	
5. 2013.....	XXX	XXX	XXX	770	1,570	1,570	1,569	1,569	1,569	1,569	
6. 2014.....	XXX	XXX	XXX	XXX	929	1,866	1,865	1,865	1,865	1,865	
7. 2015.....	XXX	XXX	XXX	XXX	XXX	1,066	2,149	2,149	2,148	2,148	(0)
8. 2016.....	XXX	XXX	XXX	XXX	XXX	XXX	1,219	2,421	2,420	2,420	(0)
9. 2017.....	XXX	XXX	XXX	XXX	XXX	XXX	XXX	1,368	2,721	2,720	(0)
10. 2018.....	XXX	XXX	XXX	XXX	XXX	XXX	XXX	XXX	1,502	2,952	1,450
11. 2019.....	XXX	XXX	XXX	XXX	XXX	XXX	XXX	XXX	XXX	1,634	1,634
12. Total.....	XXX	XXX	XXX	XXX	XXX	XXX	XXX	XXX	XXX	XXX	3,084
13. Earned Prems.(P-Pt 1)	546	751	977	1,358	1,728	2,006	2,302	2,570	2,853	3,084	XXX

### SECTION 2A

Years in Which Premiums Were Earned and Losses Were Incurred	Cumulative Premiums Earned Ceded at Year End (\$000 omitted)										11 Current Year Premiums Earned
	1 2010	2 2011	3 2012	4 2013	5 2014	6 2015	7 2016	8 2017	9 2018	10 2019	
1. Prior.....	249	3	(7)	1	(1)	4	0	1	0	0	
2. 2010.....	297	644	644	644	644	644	644	644	643	643	
3. 2011.....	XXX	401	837	837	837	837	837	837	837	837	
4. 2012.....	XXX	XXX	547	1,135	1,135	1,135	1,134	1,134	1,134	1,134	
5. 2013.....	XXX	XXX	XXX	770	1,570	1,570	1,569	1,569	1,569	1,569	
6. 2014.....	XXX	XXX	XXX	XXX	929	1,866	1,865	1,865	1,865	1,865	
7. 2015.....	XXX	XXX	XXX	XXX	XXX	1,066	2,149	2,149	2,148	2,148	(0)
8. 2016.....	XXX	XXX	XXX	XXX	XXX	XXX	1,219	2,421	2,420	2,420	(0)
9. 2017.....	XXX	XXX	XXX	XXX	XXX	XXX	XXX	1,368	2,721	2,720	(0)
10. 2018.....	XXX	XXX	XXX	XXX	XXX	XXX	XXX	XXX	1,502	2,952	1,450
11. 2019.....	XXX	XXX	XXX	XXX	XXX	XXX	XXX	XXX	XXX	1,634	1,634
12. Total.....	XXX	XXX	XXX	XXX	XXX	XXX	XXX	XXX	XXX	XXX	3,084
13. Earned Prems.(P-Pt 1)	546	751	977	1,358	1,728	2,006	2,302	2,570	2,853	3,084	XXX

**SCHEDULE P - PART 6H - OTHER LIABILITY - CLAIMS-MADE**

**SECTION 1B**

Years in Which Premiums Were Earned and Losses Were Incurred	Cumulative Premiums Earned Direct and Assumed at Year End (\$000 omitted)										11 Current Year Premiums Earned	
	1 2010	2 2011	3 2012	4 2013	5 2014	6 2015	7 2016	8 2017	9 2018	10 2019		
1. Prior.....											.0	
2. 2010.....											.0	
3. 2011.....	XXX										.0	
4. 2012.....	XXX	XXX									.0	
5. 2013.....	XXX	XXX	XXX								.0	
6. 2014.....	XXX	XXX	XXX	XXX							.0	
7. 2015.....	XXX	XXX	XXX	XXX	XXX						.0	
8. 2016.....	XXX	XXX	XXX	XXX	XXX	XXX					.0	
9. 2017.....	XXX	XXX	XXX	XXX	XXX	XXX	XXX				.0	
10. 2018.....	XXX	XXX	XXX	XXX	XXX	XXX	XXX	XXX			.0	
11. 2019.....	XXX	XXX	XXX	XXX	XXX	XXX	XXX	XXX	XXX		.0	
12. Total.....	XXX	XXX	XXX	XXX	XXX	XXX	XXX	XXX	XXX	XXX	.0	
13. Earned Prems.(P-Pt 1)											.XXX	

**SECTION 2B**

Years in Which Premiums Were Earned and Losses Were Incurred	Cumulative Premiums Earned Ceded at Year End (\$000 omitted)										11 Current Year Premiums Earned	
	1 2010	2 2011	3 2012	4 2013	5 2014	6 2015	7 2016	8 2017	9 2018	10 2019		
1. Prior.....											.0	
2. 2010.....											.0	
3. 2011.....	XXX										.0	
4. 2012.....	XXX	XXX									.0	
5. 2013.....	XXX	XXX	XXX								.0	
6. 2014.....	XXX	XXX	XXX	XXX							.0	
7. 2015.....	XXX	XXX	XXX	XXX	XXX						.0	
8. 2016.....	XXX	XXX	XXX	XXX	XXX	XXX					.0	
9. 2017.....	XXX	XXX	XXX	XXX	XXX	XXX	XXX				.0	
10. 2018.....	XXX	XXX	XXX	XXX	XXX	XXX	XXX	XXX			.0	
11. 2019.....	XXX	XXX	XXX	XXX	XXX	XXX	XXX	XXX	XXX		.0	
12. Total.....	XXX	XXX	XXX	XXX	XXX	XXX	XXX	XXX	XXX	XXX	.0	
13. Earned Prems.(P-Pt 1)											.XXX	

**SCHEDULE P - PART 6M - INTERNATIONAL**

**SECTION 1**

Years in Which Premiums Were Earned and Losses Were Incurred	Cumulative Premiums Earned Direct and Assumed at Year End (\$000 omitted)										11 Current Year Premiums Earned	
	1 2010	2 2011	3 2012	4 2013	5 2014	6 2015	7 2016	8 2017	9 2018	10 2019		
1. Prior.....											.0	
2. 2010.....											.0	
3. 2011.....	XXX										.0	
4. 2012.....	XXX	XXX									.0	
5. 2013.....	XXX	XXX	XXX								.0	
6. 2014.....	XXX	XXX	XXX	XXX							.0	
7. 2015.....	XXX	XXX	XXX	XXX	XXX						.0	
8. 2016.....	XXX	XXX	XXX	XXX	XXX	XXX					.0	
9. 2017.....	XXX	XXX	XXX	XXX	XXX	XXX	XXX				.0	
10. 2018.....	XXX	XXX	XXX	XXX	XXX	XXX	XXX	XXX			.0	
11. 2019.....	XXX	XXX	XXX	XXX	XXX	XXX	XXX	XXX	XXX		.0	
12. Total.....	XXX	XXX	XXX	XXX	XXX	XXX	XXX	XXX	XXX	XXX	.0	
13. Earned Prems.(P-Pt 1)											.XXX	

**SECTION 2**

Years in Which Premiums Were Earned and Losses Were Incurred	Cumulative Premiums Earned Ceded at Year End (\$000 omitted)										11 Current Year Premiums Earned	
	1 2010	2 2011	3 2012	4 2013	5 2014	6 2015	7 2016	8 2017	9 2018	10 2019		
1. Prior.....											.0	
2. 2010.....											.0	
3. 2011.....	XXX										.0	
4. 2012.....	XXX	XXX									.0	
5. 2013.....	XXX	XXX	XXX								.0	
6. 2014.....	XXX	XXX	XXX	XXX							.0	
7. 2015.....	XXX	XXX	XXX	XXX	XXX						.0	
8. 2016.....	XXX	XXX	XXX	XXX	XXX	XXX					.0	
9. 2017.....	XXX	XXX	XXX	XXX	XXX	XXX	XXX				.0	
10. 2018.....	XXX	XXX	XXX	XXX	XXX	XXX	XXX	XXX			.0	
11. 2019.....	XXX	XXX	XXX	XXX	XXX	XXX	XXX	XXX	XXX		.0	
12. Total.....	XXX	XXX	XXX	XXX	XXX	XXX	XXX	XXX	XXX	XXX	.0	
13. Earned Prems.(P-Pt 1)											.XXX	

**SCHEDULE P - PART 6N - REINSURANCE**

NONPROPORTIONAL ASSUMED PROPERTY

SECTION 1

Years in Which Premiums Were Earned and Losses Were Incurred	Cumulative Premiums Earned Direct and Assumed at Year End (\$000 omitted)										11 Current Year Premiums Earned	
	1 2010	2 2011	3 2012	4 2013	5 2014	6 2015	7 2016	8 2017	9 2018	10 2019		
1. Prior.....	(5)					(1)					.0	
2. 2010.....											.0	
3. 2011.....	XXX										.0	
4. 2012.....	XXX	XXX									.0	
5. 2013.....	XXX	XXX	XXX								.0	
6. 2014.....	XXX	XXX	XXX	XXX							.0	
7. 2015.....	XXX	XXX	XXX	XXX	XXX						.0	
8. 2016.....	XXX	XXX	XXX	XXX	XXX	XXX					.0	
9. 2017.....	XXX	XXX	XXX	XXX	XXX	XXX	XXX				.0	
10. 2018.....	XXX	XXX	XXX	XXX	XXX	XXX	XXX	XXX			.0	
11. 2019.....	XXX	XXX	XXX	XXX	XXX	XXX	XXX	XXX	XXX		.0	
12. Total.....	XXX	XXX	XXX	XXX	XXX	XXX	XXX	XXX	XXX	XXX	.0	
13. Earned Prems.(P-Pt.1)	(5)					(1)					.0	XXX

SECTION 2

Years in Which Premiums Were Earned and Losses Were Incurred	Cumulative Premiums Earned Ceded at Year End (\$000 omitted)										11 Current Year Premiums Earned	
	1 2010	2 2011	3 2012	4 2013	5 2014	6 2015	7 2016	8 2017	9 2018	10 2019		
1. Prior.....	(5)					(1)					.0	
2. 2010.....											.0	
3. 2011.....	XXX										.0	
4. 2012.....	XXX	XXX									.0	
5. 2013.....	XXX	XXX	XXX								.0	
6. 2014.....	XXX	XXX	XXX	XXX							.0	
7. 2015.....	XXX	XXX	XXX	XXX	XXX						.0	
8. 2016.....	XXX	XXX	XXX	XXX	XXX	XXX					.0	
9. 2017.....	XXX	XXX	XXX	XXX	XXX	XXX	XXX				.0	
10. 2018.....	XXX	XXX	XXX	XXX	XXX	XXX	XXX	XXX			.0	
11. 2019.....	XXX	XXX	XXX	XXX	XXX	XXX	XXX	XXX	XXX		.0	
12. Total.....	XXX	XXX	XXX	XXX	XXX	XXX	XXX	XXX	XXX	XXX	.0	
13. Earned Prems.(P-Pt.1)	(5)					(1)					.0	XXX

**SCHEDULE P - PART 6O - REINSURANCE**

NONPROPORTIONAL ASSUMED LIABILITY

SECTION 1

Years in Which Premiums Were Earned and Losses Were Incurred	Cumulative Premiums Earned Direct and Assumed at Year End (\$000 omitted)										11 Current Year Premiums Earned	
	1 2010	2 2011	3 2012	4 2013	5 2014	6 2015	7 2016	8 2017	9 2018	10 2019		
1. Prior.....	15	22	11	14	7	8	(11)	3			.0	
2. 2010.....											.0	
3. 2011.....	XXX										.0	
4. 2012.....	XXX	XXX									.0	
5. 2013.....	XXX	XXX	XXX								.0	
6. 2014.....	XXX	XXX	XXX	XXX							.0	
7. 2015.....	XXX	XXX	XXX	XXX	XXX						.0	
8. 2016.....	XXX	XXX	XXX	XXX	XXX	XXX					.0	
9. 2017.....	XXX	XXX	XXX	XXX	XXX	XXX	XXX				.0	
10. 2018.....	XXX	XXX	XXX	XXX	XXX	XXX	XXX	XXX			.0	
11. 2019.....	XXX	XXX	XXX	XXX	XXX	XXX	XXX	XXX	XXX		.0	
12. Total.....	XXX	XXX	XXX	XXX	XXX	XXX	XXX	XXX	XXX	XXX	.0	
13. Earned Prems.(P-Pt.1)	15	22	11	14	7	8	(11)	3			.0	XXX

SECTION 2

Years in Which Premiums Were Earned and Losses Were Incurred	Cumulative Premiums Earned Ceded at Year End (\$000 omitted)										11 Current Year Premiums Earned	
	1 2010	2 2011	3 2012	4 2013	5 2014	6 2015	7 2016	8 2017	9 2018	10 2019		
1. Prior.....	15	22	11	14	7	8	(11)	3			.0	
2. 2010.....											.0	
3. 2011.....	XXX										.0	
4. 2012.....	XXX	XXX									.0	
5. 2013.....	XXX	XXX	XXX								.0	
6. 2014.....	XXX	XXX	XXX	XXX							.0	
7. 2015.....	XXX	XXX	XXX	XXX	XXX						.0	
8. 2016.....	XXX	XXX	XXX	XXX	XXX	XXX					.0	
9. 2017.....	XXX	XXX	XXX	XXX	XXX	XXX	XXX				.0	
10. 2018.....	XXX	XXX	XXX	XXX	XXX	XXX	XXX	XXX			.0	
11. 2019.....	XXX	XXX	XXX	XXX	XXX	XXX	XXX	XXX	XXX		.0	
12. Total.....	XXX	XXX	XXX	XXX	XXX	XXX	XXX	XXX	XXX	XXX	.0	
13. Earned Prems.(P-Pt.1)	15	22	11	14	7	8	(11)	3			.0	XXX

**Sch. P - Pt. 6R - Sn. 1A**  
**NONE**

**Sch. P - Pt. 6R - Sn. 2A**  
**NONE**

**Sch. P - Pt. 6R - Sn. 1B**  
**NONE**

**Sch. P - Pt. 6R - Sn. 2B**  
**NONE**

**Sch. P - Pt. 7A - Sn. 1**  
**NONE**

**Sch. P - Pt. 7A - Sn. 2**  
**NONE**

**Sch. P - Pt. 7A - Sn. 3**  
**NONE**

**Sch. P - Pt. 7A - Sn. 4**  
**NONE**

**Sch. P - Pt. 7A - Sn. 5**  
**NONE**

**Sch. P - Pt. 7B - Sn. 1**  
**NONE**

**Sch. P - Pt. 7B - Sn. 2**  
**NONE**

**Sch. P - Pt. 7B - Sn. 3**  
**NONE**

**Sch. P - Pt. 7B - Sn. 4**  
**NONE**

**Sch. P - Pt. 7B - Sn. 5**  
**NONE**

**Sch. P - Pt. 7B - Sn. 6**  
**NONE**

**Sch. P - Pt. 7B - Sn. 7**  
**NONE**

Annual Statement for the year 2019 of the **Metropolitan Group Property and Casualty Insurance Company**  
**SCHEDULE P INTERROGATORIES**

1. The following questions relate to yet-to-be-issued Extended Reporting Endorsements (EREs) arising from Death, Disability, or Retirement (DDR) provisions in Medical Professional Liability Claims-Made insurance policies. EREs provided for reasons other than DDR are not to be included.
- 1.1 Does the company issue Medical Professional Liability Claims-Made insurance policies that provide tail (also known as an extended reporting endorsement, or "ERE") benefits in the event of Death, Disability, or Retirement (DDR) at a reduced charge or at no additional cost? Yes [ ] No [X]  
 If the answer to question 1.1 is "no", leave the following questions blank. If the answer to question 1.1 is "yes", please answer the following questions.
- 1.2 What is the total amount of the reserve for that provision (DDR reserve), as reported, explicitly or not, elsewhere in this statement (in dollars)? .....
- 1.3 Does the company report any DDR reserve as Unearned Premium Reserve per SSAP #65? Yes [ ] No [ ]
- 1.4 Does the company report any DDR reserve as loss or loss adjustment expense reserve? Yes [ ] No [ ]
- 1.5 If the company reports DDR reserve as Unearned Premium Reserve, does that amount match the figure on the Underwriting and Investment Exhibit, Part 1A - Recapitulation of all Premiums (Page 7) Column 2, Lines 11.1 plus 11.2? Yes [ ] No [ ] N/A [ ]
- 1.6 If the company reports DDR reserve as loss or loss adjustment expense reserve, please complete the following table corresponding to where these reserves are reported in Schedule P:

Years in Which Premiums Were Earned and Losses Were Incurred		DDR Reserve Included in Schedule P, Part 1F, Medical Professional Liability Column 24: Total Net Losses and Expenses Unpaid	
		1 Section 1: Occurrence	2 Section 2: Claims-Made
1.601	Prior.....	.....	.....
1.602	2010.....	.....	.....
1.603	2011.....	.....	.....
1.604	2012.....	.....	.....
1.605	2013.....	.....	.....
1.606	2014.....	.....	.....
1.607	2015.....	.....	.....
1.608	2016.....	.....	.....
1.609	2017.....	.....	.....
1.610	2018.....	.....	.....
1.611	2019.....	.....	.....
1.612	Totals.....	.....0	.....0

2. The definition of allocated loss adjustment expenses (ALAE) and, therefore, unallocated loss adjustment expenses (ULAE) was changed effective January 1, 1998. This change in definition applies to both paid and unpaid expenses. Are these expenses (now reported as "Defense and Cost Containment" and "Adjusting and Other") reported in compliance with these definitions in this statement? Yes [X] No [ ]

3. The Adjusting and Other expense payments and reserves should be allocated to the years in which the losses were incurred based on the number of claims reported, closed and outstanding in those years. When allocating Adjusting and Other expense between companies in a group or a pool, the Adjusting and Other expense should be allocated in the same percentage used for the loss amounts and the claim counts. For reinsurers, Adjusting and Other expense assumed should be reported according to the reinsurance contract. For Adjusting and Other expense incurred by reinsurers, or in those situations where suitable claim count information is not available, Adjusting and Other expense should be allocated by a reasonable method determined by the company and described in Interrogatory 7, below. Are they so reported in this statement? Yes [X] No [ ]

4. Do any lines in Schedule P include reserves that are reported gross of any discount to present value of future payments, and that are reported net of such discounts on Page 10? Yes [ ] No [X]

If yes, proper disclosure must be made in the Notes to Financial Statements, as specified in the Instructions. Also, the discounts must be reported in Schedule P - Part 1, Columns 32 and 33.

Schedule P must be completed gross of non-tabular discounting. Work papers relating to discount calculations must be available for examination upon request.

Discounting is allowed only if expressly permitted by the state insurance department to which this Annual Statement is being filed.

5. What were the net premiums in force at the end of the year for: (in thousands of dollars)
- 5.1 Fidelity .....
- 5.2 Surety .....

6. Claim count information is reported per claim or per claimant. (Indicate which). PER CLAIMANT  
 If not the same in all years, explain in Interrogatory 7.

- 7.1 The information provided in Schedule P will be used by many persons to estimate the adequacy of the current loss and expense reserves, among other things. Are there any especially significant events, coverage, retention or accounting changes that have occurred that must be considered when making such analyses? Yes [X] No [ ]

- 7.2 An extended statement may be attached.  
Effective January 1, 2001, the Company entered into a 100% Restated Quota Share Reinsurance Agreement with its parent company. The Company cedes to its parent 100% interest in gross net liabilities and its premiums, losses, expenses, payment fees, dividends and direct agents balance (excluding TIG run-off business).

**SCHEDULE T - PART 2**

**INTERSTATE COMPACT - EXHIBIT OF PREMIUMS WRITTEN**

Allocated by States and Territories

States, Etc.	Direct Business Only					Totals
	1 Life (Group and Individual)	2 Annuities (Group and Individual)	3 Disability Income (Group and Individual)	4 Long-Term Care (Group and Individual)	5 Deposit-Type Contracts	
1. Alabama.....AL						.0
2. Alaska.....AK						.0
3. Arizona.....AZ						.0
4. Arkansas.....AR						.0
5. California.....CA						.0
6. Colorado.....CO						.0
7. Connecticut.....CT						.0
8. Delaware.....DE						.0
9. District of Columbia.....DC						.0
10. Florida.....FL						.0
11. Georgia.....GA						.0
12. Hawaii.....HI						.0
13. Idaho.....ID						.0
14. Illinois.....IL						.0
15. Indiana.....IN						.0
16. Iowa.....IA						.0
17. Kansas.....KS						.0
18. Kentucky.....KY						.0
19. Louisiana.....LA						.0
20. Maine.....ME						.0
21. Maryland.....MD						.0
22. Massachusetts.....MA						.0
23. Michigan.....MI						.0
24. Minnesota.....MN						.0
25. Mississippi.....MS						.0
26. Missouri.....MO						.0
27. Montana.....MT						.0
28. Nebraska.....NE						.0
29. Nevada.....NV						.0
30. New Hampshire.....NH						.0
31. New Jersey.....NJ						.0
32. New Mexico.....NM						.0
33. New York.....NY						.0
34. North Carolina.....NC						.0
35. North Dakota.....ND						.0
36. Ohio.....OH						.0
37. Oklahoma.....OK						.0
38. Oregon.....OR						.0
39. Pennsylvania.....PA						.0
40. Rhode Island.....RI						.0
41. South Carolina.....SC						.0
42. South Dakota.....SD						.0
43. Tennessee.....TN						.0
44. Texas.....TX						.0
45. Utah.....UT						.0
46. Vermont.....VT						.0
47. Virginia.....VA						.0
48. Washington.....WA						.0
49. West Virginia.....WV						.0
50. Wisconsin.....WI						.0
51. Wyoming.....WY						.0
52. American Samoa.....AS						.0
53. Guam.....GU						.0
54. Puerto Rico.....PR						.0
55. US Virgin Islands.....VI						.0
56. Northern Mariana Islands.....MP						.0
57. Canada.....CAN						.0
58. Aggregate Other Alien.....OT						.0
59. Totals.....	.0	.0	.0	.0	.0	.0

**NONE**

# SCHEDULE Y

## PART 1A - DETAIL OF INSURANCE HOLDING COMPANY SYSTEM

1	2	3	4	5	6	7	8	9	10	11	12	13	14	15	16
Group Code	Group Name	NAIC Company Code	ID Number	Federal RSSD	CIK	Name of Securities Exchange if Publicly Traded (U.S. or International)	Names of Parent, Subsidiaries or Affiliates	Domiciliary Location	Relationship to Reporting Entity	Directly Controlled by (Name of Entity/Person)	Type of Control (Ownership Board, Management, Attorney-in-Fact, Influence, Other)	If Control is Ownership Provide Percentage	Ultimate Controlling Entity(ies)/Person(s)	Is an SCA Filing Required? (Y/N)	*
<b>Members</b>															
0241	MetLife.....	00000..	13-4075851..	2945824	1099219	NYSE, ISE.....	MetLife, Inc.....	DE.....	UIP.....	Board of Directors.....	Board of Directors		Board of Directors.....	..Y.....	
0241	MetLife.....	65978..	13-5581829..	1583845	937834		Metropolitan Life Insurance Company.....	NY.....	IA.....	MetLife, Inc.....	Ownership.....	100.000	MetLife, Inc.....	..N.....	
0241	MetLife.....	00000..	20-2985998..				500 Grant Street GP, LLC.....	DE.....	NIA.....	Metropolitan Life Insurance Company.....	Ownership.....	100.000	MetLife, Inc.....	..N.....	
0241	MetLife.....	00000..					500 Grant Street Associates Limited Partnership	CT.....	NIA.....	Metropolitan Life Insurance Company.....	Ownership.....	99.000	MetLife, Inc.....	..N.....	
0241	MetLife.....	00000..					500 Grant Street Associates Limited Partnership	CT.....	NIA.....	500 Grant Street GP LLC.....	Ownership.....	1.000	MetLife, Inc.....	..N.....	
0241	MetLife.....	00000..	22-3140349..				MetLife Retirement Services LLC.....	NJ.....	NIA.....	Metropolitan Life Insurance Company.....	Ownership.....	100.000	MetLife, Inc.....	..N.....	
0241	MetLife.....	00000..					MLIC CB Holdings LLC.....	DE.....	NIA.....	Metropolitan Life Insurance Company.....	Ownership.....	100.000	MetLife, Inc.....	..N.....	
0241	MetLife.....	00000..					HPZ Assets LLC.....	DE.....	NIA.....	Metropolitan Life Insurance Company.....	Ownership.....	100.000	MetLife, Inc.....	..N.....	
0241	MetLife.....	00000..					Alternative Fuels I, LLC.....	DE.....	NIA.....	Metropolitan Life Insurance Company.....	Ownership.....	100.000	MetLife, Inc.....	..N.....	
0241	MetLife.....	00000..	46-0800386..				CC Holdco Manager, LLC.....	DE.....	NIA.....	Metropolitan Life Insurance Company.....	Ownership.....	100.000	MetLife, Inc.....	..N.....	
0241	MetLife.....	00000..	13-5581829..				MetLife Private Equity Holdings, LLC.....	DE.....	NIA.....	MetLife SP Holdings, LLC.....	Ownership.....	100.000	MetLife, Inc.....	..N.....	
0241	MetLife.....	00000..					Euro CL Investments LLC.....	DE.....	NIA.....	Metropolitan Life Insurance Company.....	Ownership.....	100.000	MetLife, Inc.....	..N.....	
0241	MetLife.....	00000..	13-5581829..				1001 Properties, LLC.....	DE.....	NIA.....	Metropolitan Life Insurance Company.....	Ownership.....	100.000	MetLife, Inc.....	..N.....	
0241	MetLife.....	00000..	26-0291767..				6104 Hollywood, LLC.....	DE.....	NIA.....	Metropolitan Life Insurance Company.....	Ownership.....	100.000	MetLife, Inc.....	..N.....	
0241	MetLife.....	00000..					The Building at 575 Fifth Avenue Mezzanine LLC	DE.....	NIA.....	Metropolitan Life Insurance Company.....	Ownership.....	100.000	MetLife, Inc.....	..N.....	
0241	MetLife.....	00000..					The Building at 575 Fifth Avenue Mezzanine LLC	DE.....	NIA.....	The Building at 575 Fifth Avenue Mezzanine LLC	Ownership.....	100.000	MetLife, Inc.....	..N.....	
0241	MetLife.....	00000..					The Building at 575 Fifth Retail Holding LLC.....	DE.....	NIA.....	The Building at 575 Fifth Retail Holding LLC.....	Ownership.....	100.000	MetLife, Inc.....	..N.....	
0241	MetLife.....	00000..					The Building at 575 Fifth Retail Owner LLC.....	DE.....	NIA.....	The Building at 575 Fifth Retail Holding LLC.....	Ownership.....	100.000	MetLife, Inc.....	..N.....	
0241	MetLife.....	00000..	20-8254446..				10700 Wilshire, LLC.....	DE.....	NIA.....	Metropolitan Life Insurance Company.....	Ownership.....	100.000	MetLife, Inc.....	..N.....	
0241	MetLife.....	00000..	20-8342977..				Sandpiper Cove Associates II, LLC.....	DE.....	NIA.....	Metropolitan Life Insurance Company.....	Ownership.....	100.000	MetLife, Inc.....	..N.....	
0241	MetLife.....	00000..	47-3741955..				ML Mililani Member, LLC.....	DE.....	NIA.....	Metropolitan Life Insurance Company.....	Ownership.....	95.000	MetLife, Inc.....	..N.....	
0241	MetLife.....	00000..	47-3741955..				ML Mililani Member, LLC.....	DE.....	NIA.....	Metropolitan Tower Life Insurance Company.....	Ownership.....	5.000	MetLife, Inc.....	..N.....	
0241	MetLife.....	00000..	47-5228317..				MCPP Owners, LLC.....	DE.....	NIA.....	Metropolitan Life Insurance Company.....	Ownership.....	87.340	MetLife, Inc.....	..N.....	
0241	MetLife.....	00000..	47-5228317..				MCPP Owners, LLC.....	DE.....	NIA.....	Metropolitan Tower Life Insurance Company.....	Ownership.....	1.810	MetLife, Inc.....	..N.....	
0241	MetLife.....	00000..	47-5228317..				MCPP Owners, LLC.....	DE.....	NIA.....	MTL Leasing, LLC.....	Ownership.....	10.850	MetLife, Inc.....	..N.....	
0241	MetLife.....	00000..	20-3700390..				Viridian Miracle Mile, LLC.....	DE.....	NIA.....	Metropolitan Life Insurance Company.....	Ownership.....	100.000	MetLife, Inc.....	..N.....	
0241	MetLife.....	00000..	98-1107266..				Met Canada Solar ULC.....	CAN.....	NIA.....	MetLife Capital, Limited Partnership.....	Ownership.....	100.000	MetLife, Inc.....	..N.....	
0241	MetLife.....	00000..	86-1176467..				MEX DF Properties, LLC.....	DE.....	NIA.....	Metropolitan Life Insurance Company.....	Ownership.....	100.000	MetLife, Inc.....	..N.....	
0241	MetLife.....	00000..					Met 1065 Hotel, LLC.....	DE.....	NIA.....	Metropolitan Life Insurance Company.....	Ownership.....	100.000	MetLife, Inc.....	..N.....	
0241	MetLife.....	00000..	55-0891973..				Corporate Real Estate Holdings, LLC.....	DE.....	NIA.....	Metropolitan Life Insurance Company.....	Ownership.....	100.000	MetLife, Inc.....	..N.....	
0241	MetLife.....	00000..					WFP 1000 Holding Company GP, LLC.....	DE.....	NIA.....	Metropolitan Life Insurance Company.....	Ownership.....	100.000	MetLife, Inc.....	..N.....	
0241	MetLife.....	00000..					ML Bellevue Member, LLC.....	DE.....	NIA.....	Metropolitan Life Insurance Company.....	Ownership.....	100.000	MetLife, Inc.....	..N.....	



**SCHEDULE Y**

**PART 1A - DETAIL OF INSURANCE HOLDING COMPANY SYSTEM**

1	2	3	4	5	6	7	8	9	10	11	12	13	14	15	16
Group Code	Group Name	NAIC Company Code	ID Number	Federal RSSD	CIK	Name of Securities Exchange if Publicly Traded (U.S. or International)	Names of Parent, Subsidiaries or Affiliates	Domiciliary Location	Relationship to Reporting Entity	Directly Controlled by (Name of Entity/Person)	Type of Control (Ownership Board, Management, Attorney-in-Fact, Influence, Other)	If Control is Ownership Provide Percentage	Ultimate Controlling Entity(ies)/Person(s)	Is an SCA Filing Required? (Y/N)	*
0241	MetLife.....	00000..					MSV Irvine Property, LLC.....	DE.....	NIA.....	Metropolitan Life Insurance Company.....	Ownership.....	.....96.000	MetLife, Inc.....	.....N.....	
0241	MetLife.....	00000..					MSV Irvine Property, LLC.....	DE.....	NIA.....	Metropolitan Tower Realty Company, Inc.....	Ownership.....	.....4.000	MetLife, Inc.....	.....N.....	
0241	MetLife.....	00000..	13-3619870..				23rd Street Investments, Inc.....	DE.....	NIA.....	Metropolitan Life Insurance Company.....	Ownership.....	.....100.000	MetLife, Inc.....	.....Y.....	
0241	MetLife.....	00000..	06-1193029..				MetLife Capital Credit L.P.....	DE.....	NIA.....	Metropolitan Life Insurance Company.....	Ownership.....	.....99.000	MetLife, Inc.....	.....N.....	
0241	MetLife.....	00000..	06-1193029..				MetLife Capital Credit L.P.....	DE.....	NIA.....	23rd Street Investments, Inc.....	Ownership.....	.....1.000	MetLife, Inc.....	.....N.....	
0241	MetLife.....	00000..	91-1273824..				MetLife Capital, Limited Partnership.....	DE.....	NIA.....	Metropolitan Life Insurance Company.....	Ownership.....	.....99.000	MetLife, Inc.....	.....N.....	
0241	MetLife.....	00000..	91-1273824..				MetLife Capital, Limited Partnership.....	DE.....	NIA.....	23rd Street Investments, Inc.....	Ownership.....	.....1.000	MetLife, Inc.....	.....N.....	
0241	MetLife.....	00000..					Long Island Solar Farm, LLC.....	DE.....	NIA.....	MetLife Capital, Limited Partnership.....	Ownership.....	.....90.390	MetLife, Inc.....	.....N.....	
0241	MetLife.....	00000..	43-1822723..	.....4275507			Missouri Reinsurance, Inc.....	CYM.....	IA.....	Metropolitan Life Insurance Company.....	Ownership.....	.....100.000	MetLife, Inc.....	.....Y.....	
0241	MetLife.....	00000..	13-3237278..				MetLife Holdings, Inc.....	DE.....	NIA.....	Metropolitan Life Insurance Company.....	Ownership.....	.....100.000	MetLife, Inc.....	.....Y.....	
0241	MetLife.....	00000..	13-3237275..				MetLife Credit Corp.....	DE.....	NIA.....	MetLife Holdings, Inc. (DE).....	Ownership.....	.....100.000	MetLife, Inc.....	.....N.....	
0241	MetLife.....	00000..	13-3237277..				MetLife Funding, Inc.....	DE.....	NIA.....	MetLife Holdings, Inc. (DE).....	Ownership.....	.....100.000	MetLife, Inc.....	.....N.....	
0241	MetLife.....	00000..					85 Broad Street Mezzanine LLC.....	DE.....	NIA.....	Metropolitan Life Insurance Company.....	Ownership.....	.....100.000	MetLife, Inc.....	.....N.....	
0241	MetLife.....	00000..	46-5563450..				Buford Logistics Center, LLC.....	DE.....	NIA.....	Metropolitan Life Insurance Company.....	Ownership.....	.....100.000	MetLife, Inc.....	.....N.....	
0241	MetLife.....	00000..					MetLife Park Tower Member , LLC.....	DE.....	NIA.....	Metropolitan Life Insurance Company.....	Ownership.....	.....100.000	MetLife, Inc.....	.....N.....	
0241	MetLife.....	00000..	47-5505232..				Park Tower REIT, Inc.....	DE.....	NIA.....	MetLife Park Tower Member, LLC.....	Ownership.....	.....100.000	MetLife, Inc.....	.....N.....	
0241	MetLife.....	00000..					Park Tower JV Member, LLC.....	DE.....	NIA.....	Park Tower REIT, Inc.....	Ownership.....	.....100.000	MetLife, Inc.....	.....N.....	
0241	MetLife.....	00000..	82-1637862..				MetLife Chino Member, LLC.....	DE.....	NIA.....	Metropolitan Life Insurance Company.....	Ownership.....	.....100.000	MetLife, Inc.....	.....N.....	
0241	MetLife.....	00000..	13-5581829..				MetLife Boro Station Member, LLC.....	DE.....	NIA.....	Metropolitan Life Insurance Company.....	Ownership.....	.....100.000	MetLife, Inc.....	.....N.....	
0241	MetLife.....	00000..	83-2270141..				MMP Owners, LLC.....	DE.....	NIA.....	Metropolitan Life Insurance Company.....	Ownership.....	.....98.820	MetLife, Inc.....	.....N.....	
0241	MetLife.....	00000..	83-2270141..				MMP Owners, LLC.....	DE.....	NIA.....	Metropolitan Property and Casualty Insurance Company.....	Ownership.....	.....1.180	MetLife, Inc.....	.....N.....	
0241	MetLife.....	00000..	13-5581829..				MetLife 8280 Member, LLC.....	DE.....	NIA.....	Metropolitan Life Insurance Company.....	Ownership.....	.....100.000	MetLife, Inc.....	.....N.....	
0241	MetLife.....	00000..					MC Portfolio JV Member, LLC.....	DE.....	NIA.....	Metropolitan Life Insurance Company.....	Ownership.....	.....100.000	MetLife, Inc.....	.....N.....	
0241	MetLife.....	00000..					MMP Owners III, LLC.....	DE.....	NIA.....	Metropolitan Life Insurance Company.....	Ownership.....	.....100.000	MetLife, Inc.....	.....N.....	
0241	MetLife.....	00000..					MetLife Multi-Family Partners III, LLC.....	DE.....	NIA.....	MMP Owners III, LLC.....	Ownership.....	.....100.000	MetLife, Inc.....	.....N.....	
0241	MetLife.....	00000..					MMP Holdings III, LLC.....	DE.....	NIA.....	MetLife Multi-Family Partners III, LLC.....	Ownership.....	.....100.000	MetLife, Inc.....	.....N.....	
0241	MetLife.....	00000..					MMP Cedar Street REIT, LLC.....	DE.....	NIA.....	MMP Holdings III, LLC.....	Ownership.....	.....100.000	MetLife, Inc.....	.....N.....	
0241	MetLife.....	00000..					MMP Cedar Street Owner, LLC.....	DE.....	NIA.....	MMP Cedar Street REIT, LLC.....	Ownership.....	.....100.000	MetLife, Inc.....	.....N.....	
0241	MetLife.....	00000..					MMP South Park REIT, LLC.....	DE.....	NIA.....	MMP Holdings III, LLC.....	Ownership.....	.....100.000	MetLife, Inc.....	.....N.....	
0241	MetLife.....	00000..					MMP South Park Owner, LLC.....	DE.....	NIA.....	MMP South Park REIT, LLC.....	Ownership.....	.....100.000	MetLife, Inc.....	.....N.....	
0241	MetLife.....	00000..					MMP Olivian REIT, LLC.....	DE.....	NIA.....	MMP Holdings III, LLC.....	Ownership.....	.....100.000	MetLife, Inc.....	.....N.....	
0241	MetLife.....	00000..					MMP Olivian Owner, LLC.....	DE.....	NIA.....	MMP Olivian REIT, LLC.....	Ownership.....	.....100.000	MetLife, Inc.....	.....N.....	
0241	MetLife.....	00000..					ML Block 40, LLC.....	DE.....	NIA.....	Metropolitan Life Insurance Company.....	Ownership.....	.....100.000	MetLife, Inc.....	.....N.....	
0241	MetLife.....	00000..					MetLife Japan US Equity Owners LLC.....	DE.....	NIA.....	Metropolitan Life Insurance Company.....	Ownership.....	.....100.000	MetLife, Inc.....	.....N.....	
0241	MetLife.....	00000..					MetLife Japan US Equity Fund LP.....	DE.....	NIA.....	Metropolitan Life Insurance Company.....	Ownership.....	.....51.000	MetLife, Inc.....	.....N.....	

97.1

# SCHEDULE Y

## PART 1A - DETAIL OF INSURANCE HOLDING COMPANY SYSTEM

1	2	3	4	5	6	7	8	9	10	11	12	13	14	15	16
Group Code	Group Name	NAIC Company Code	ID Number	Federal RSSD	CIK	Name of Securities Exchange if Publicly Traded (U.S. or International)	Names of Parent, Subsidiaries or Affiliates	Domiciliary Location	Relationship to Reporting Entity	Directly Controlled by (Name of Entity/Person)	Type of Control (Ownership Board, Management, Attorney-in-Fact, Influence, Other)	If Control is Ownership Provide Percentage	Ultimate Controlling Entity(ies)/Person(s)	Is an SCA Filing Required? (Y/N)	*
0241	MetLife.....	00000..					MetLife Japan US Equity Fund LP.....	DE.....	NIA.....	MetLife Insurance K.K. (Japan).....	Ownership.....	49.000	MetLife, Inc.....	..N.....	
0241	MetLife.....	00000..	13-3170235..				Metropolitan Tower Realty Company, Inc.....	DE.....	NIA.....	Metropolitan Life Insurance Company.....	Ownership.....	100.000	MetLife, Inc.....	..Y.....	
0241	MetLife.....	00000..	01-0855028..				Midtown Heights, LLC.....	DE.....	NIA.....	Metropolitan Tower Realty Company, Inc.....	Ownership.....	100.000	MetLife, Inc.....	..N.....	
0241	MetLife.....	00000..	43-6026902..				White Oak Royalty Company.....	OK.....	NIA.....	Metropolitan Life Insurance Company.....	Ownership.....	100.000	MetLife, Inc.....	..Y.....	
0241	MetLife.....	00000..	30-0777814..				Marketplace Residences, LLC.....	DE.....	NIA.....	Metropolitan Life Insurance Company.....	Ownership.....	100.000	MetLife, Inc.....	..N.....	
0241	MetLife.....	00000..	26-2853672..				MLIC Asset Holdings LLC.....	DE.....	NIA.....	Metropolitan Life Insurance Company.....	Ownership.....	100.000	MetLife, Inc.....	..N.....	
0241	MetLife.....	00000..	36-4197196..				MetLife Properties Ventures, LLC.....	DE.....	NIA.....	Metropolitan Life Insurance Company.....	Ownership.....	100.000	MetLife, Inc.....	..N.....	
0241	MetLife.....	00000..	22-2375428..				Transmountain Land & Livestock Company.....	MT.....	NIA.....	Metropolitan Life Insurance Company.....	Ownership.....	100.000	MetLife, Inc.....	..Y.....	
0241	MetLife.....	00000..	34-1650967..				MetLife Legal Plans, Inc.....	DE.....	NIA.....	Metropolitan Life Insurance Company.....	Ownership.....	100.000	MetLife, Inc.....	..Y.....	
0241	MetLife.....	00000..	34-1631590..				Hyatt Legal Plans of Florida, Inc.....	FL.....	NIA.....	MetLife Legal Plans, Inc.....	Ownership.....	100.000	MetLife, Inc.....	..N.....	
0241	MetLife.....	00000..					Bequest, Inc.....	DE.....	NIA.....	MetLife Legal Plans, Inc.....	Ownership.....	100.000	MetLife, Inc.....	..N.....	
0241	MetLife.....	00000..	47-3091406..				Willwiser LLC.....	FL.....	NIA.....	Bequest, Inc.....	Ownership.....	100.000	MetLife, Inc.....	..N.....	
0241	MetLife.....	00000..					The Inheritance Company.....	DE.....	NIA.....	Bequest, Inc.....	Ownership.....	100.000	MetLife, Inc.....	..N.....	
0241	MetLife.....	00000..	27-0226554..				MLIC Asset Holdings II LLC.....	DE.....	NIA.....	Metropolitan Life Insurance Company.....	Ownership.....	100.000	MetLife, Inc.....	..N.....	
0241	MetLife.....	00000..					MetLife RC SF Member, LLC.....	DE.....	NIA.....	Metropolitan Life Insurance Company.....	Ownership.....	100.000	MetLife, Inc.....	..N.....	
0241	MetLife.....	00000..	20-8349277..				Sandpiper Cove Associates, LLC.....	DE.....	NIA.....	Metropolitan Life Insurance Company.....	Ownership.....	90.590	MetLife, Inc.....	..N.....	
0241	MetLife.....	00000..	20-8349277..				Sandpiper Cove Associates, LLC.....	DE.....	NIA.....	Metropolitan Tower Realty Company, Inc.....	Ownership.....	9.410	MetLife, Inc.....	..N.....	
0241	MetLife.....	00000..	13-4047186..				MetLife Tower Resources Group, Inc.....	DE.....	NIA.....	Metropolitan Life Insurance Company.....	Ownership.....	100.000	MetLife, Inc.....	..Y.....	
0241	MetLife.....	00000..					Housing Fund Manager, LLC.....	DE.....	NIA.....	Metropolitan Life Insurance Company.....	Ownership.....	100.000	MetLife, Inc.....	..N.....	
0241	MetLife.....	00000..	26-0405155..				MTC Fund I, LLC.....	DE.....	NIA.....	Housing Fund Manager, LLC.....	Management.....		MetLife, Inc.....	..N.....	
0241	MetLife.....	00000..					MTC Fund II, LLC.....	DE.....	NIA.....	Housing Fund Manager, LLC.....	Management.....		MetLife, Inc.....	..N.....	
0241	MetLife.....	00000..	14-2013939..				MTC Fund III, LLC.....	DE.....	NIA.....	Housing Fund Manager, LLC.....	Management.....		MetLife, Inc.....	..N.....	
0241	MetLife.....	00000..					St. James Fleet Investments Two Limited.....	CYM.....	NIA.....	Metropolitan Life Insurance Company.....	Ownership.....	100.000	MetLife, Inc.....	..Y.....	
0241	MetLife.....	00000..	98-0391368..				OMI MLIC Investments Limited.....	CYM.....	NIA.....	St. James Fleet Investments Two Limited.....	Ownership.....	100.000	MetLife, Inc.....	..N.....	
0241	MetLife.....	00000..	46-3608641..				ML Swan Mezz, LLC.....	DE.....	NIA.....	Metropolitan Life Insurance Company.....	Ownership.....	100.000	MetLife, Inc.....	..N.....	
0241	MetLife.....	00000..	46-3589015..				ML Swan GP, LLC.....	DE.....	NIA.....	ML Swan Mezz, LLC.....	Ownership.....	100.000	MetLife, Inc.....	..N.....	
0241	MetLife.....	00000..	46-3616798..				ML Dolphin Mezz, LLC.....	DE.....	NIA.....	Metropolitan Life Insurance Company.....	Ownership.....	100.000	MetLife, Inc.....	..N.....	
0241	MetLife.....	00000..	82-4889675..				ML Southlands Member, LLC.....	DE.....	NIA.....	Metropolitan Life Insurance Company.....	Ownership.....	60.000	MetLife, Inc.....	..N.....	
0241	MetLife.....	00000..	82-4889675..				ML Southlands Member, LLC.....	DE.....	NIA.....	Metropolitan Tower Life Insurance Company... ..	Ownership.....	40.000	MetLife, Inc.....	..N.....	
0241	MetLife.....	00000..	83-2970698..				ML Port Chester SC Member, LLC.....	DE.....	NIA.....	Metropolitan Life Insurance Company.....	Ownership.....	60.000	MetLife, Inc.....	..N.....	
0241	MetLife.....	00000..	83-2970698..				ML Port Chester SC Member, LLC.....	DE.....	NIA.....	Metropolitan Tower Life Insurance Company... ..	Ownership.....	40.000	MetLife, Inc.....	..N.....	
0241	MetLife.....	00000..	82-4019470..				ML Cerritos TC Member, LLC.....	DE.....	NIA.....	Metropolitan Life Insurance Company.....	Ownership.....	60.000	MetLife, Inc.....	..N.....	
0241	MetLife.....	00000..	82-4019470..				ML Cerritos TC Member, LLC.....	DE.....	NIA.....	Metropolitan Tower Life Insurance Company... ..	Ownership.....	40.000	MetLife, Inc.....	..N.....	
0241	MetLife.....	00000..					ML Sloan's Lake Member, LLC.....	DE.....	NIA.....	Metropolitan Life Insurance Company.....	Ownership.....	55.000	MetLife, Inc.....	..N.....	
0241	MetLife.....	00000..					ML Sloan's Lake Member, LLC.....	DE.....	NIA.....	Metropolitan Tower Life Insurance Company... ..	Ownership.....	45.000	MetLife, Inc.....	..N.....	
0241	MetLife.....	00000..					ML Sentinel Square Member, LLC.....	DE.....	NIA.....	Metropolitan Life Insurance Company.....	Ownership.....	100.000	MetLife, Inc.....	..N.....	
0241	MetLife.....	00000..					MetLife Securitization Depositor LLC.....	DE.....	NIA.....	Metropolitan Life Insurance Company.....	Ownership.....	100.000	MetLife, Inc.....	..N.....	

97.2

### SCHEDULE Y

#### PART 1A - DETAIL OF INSURANCE HOLDING COMPANY SYSTEM

1	2	3	4	5	6	7	8	9	10	11	12	13	14	15	16
Group Code	Group Name	NAIC Company Code	ID Number	Federal RSSD	CIK	Name of Securities Exchange if Publicly Traded (U.S. or International)	Names of Parent, Subsidiaries or Affiliates	Domiciliary Location	Relationship to Reporting Entity	Directly Controlled by (Name of Entity/Person)	Type of Control (Ownership Board, Management, Attorney-in-Fact, Influence, Other)	If Control is Ownership Provide Percentage	Ultimate Controlling Entity(ies)/Person(s)	Is an SCA Filing Required? (Y/N)	*
0241	MetLife.....	00000..	46-3593573..				ML Dolphin GP, LLC.....	DE.....	NIA.....	ML Dolphin Mezz, LLC.....	Ownership.....	100.000	MetLife, Inc.....	..N.....	
0241	MetLife.....	00000..					Haskell East Village, LLC.....	DE.....	NIA.....	Metropolitan Life Insurance Company.....	Ownership.....	100.000	MetLife, Inc.....	..N.....	
0241	MetLife.....	00000..	46-3426206..				MetLife Cabo Hilton Member, LLC.....	DE.....	NIA.....	Metropolitan Life Insurance Company.....	Ownership.....	83.100	MetLife, Inc.....	..N.....	
0241	MetLife.....	00000..	46-3426206..				MetLife Cabo Hilton Member, LLC.....	DE.....	NIA.....	Metropolitan Tower Life Insurance Company... ..	Ownership.....	16.900	MetLife, Inc.....	..N.....	
0241	MetLife.....	00000..	46-0803970..				MetLife CC Member, LLC.....	DE.....	NIA.....	Metropolitan Life Insurance Company.....	Ownership.....	95.122	MetLife, Inc.....	..N.....	
0241	MetLife.....	00000..	46-0803970..				MetLife CC Member, LLC.....	DE.....	NIA.....	Metropolitan Tower Life Insurance Company... ..	Ownership.....	4.878	MetLife, Inc.....	..N.....	
0241	MetLife.....	00000..	13-5581829..				MetLife SP Holdings, LLC.....	DE.....	NIA.....	Metropolitan Life Insurance Company.....	Ownership.....	100.000	MetLife, Inc.....	..N.....	
0241	MetLife.....	00000..	80-0821598..				Oconee Hotel Company, LLC.....	DE.....	NIA.....	Metropolitan Life Insurance Company.....	Ownership.....	100.000	MetLife, Inc.....	..N.....	
0241	MetLife.....	00000..	80-0823015..				Oconee Land Company, LLC.....	DE.....	NIA.....	Metropolitan Life Insurance Company.....	Ownership.....	100.000	MetLife, Inc.....	..N.....	
0241	MetLife.....	00000..	80-0823413..				Oconee Land Development Company, LLC.....	DE.....	NIA.....	Oconee Land Company, LLC.....	Ownership.....	100.000	MetLife, Inc.....	..N.....	
0241	MetLife.....	00000..	90-0853553..				Oconee Golf Company, LLC.....	DE.....	NIA.....	Oconee Land Company, LLC.....	Ownership.....	100.000	MetLife, Inc.....	..N.....	
0241	MetLife.....	00000..	37-1694299..				Oconee Marina Company, LLC.....	DE.....	NIA.....	Oconee Land Company, LLC.....	Ownership.....	100.000	MetLife, Inc.....	..N.....	
0241	MetLife.....	00000..					1201 TAB Manager, LLC.....	DE.....	NIA.....	Metropolitan Life Insurance Company.....	Ownership.....	100.000	MetLife, Inc.....	..N.....	
0241	MetLife.....	00000..	46-2460801..				MetLife 1201 TAB Member, LLC.....	DE.....	NIA.....	Metropolitan Life Insurance Company.....	Ownership.....	96.900	MetLife, Inc.....	..N.....	
0241	MetLife.....	00000..	46-2460801..				MetLife 1201 TAB Member, LLC.....	DE.....	NIA.....	Metropolitan Property and Casualty Insurance Company.....	Ownership.....	3.100	MetLife, Inc.....	..N.....	
0241	MetLife.....	00000..	46-2477278..				MetLife LHH Member, LLC.....	DE.....	NIA.....	Metropolitan Life Insurance Company.....	Ownership.....	99.000	MetLife, Inc.....	..N.....	
0241	MetLife.....	00000..	46-2477278..				MetLife LHH Member, LLC.....	DE.....	NIA.....	Metropolitan Tower Life Insurance Company... ..	Ownership.....	1.000	MetLife, Inc.....	..N.....	
0241	MetLife.....	00000..					MetLife Ashton Austin Owner, LLC.....	DE.....	NIA.....	Metropolitan Life Insurance Company.....	Ownership.....	100.000	MetLife, Inc.....	..N.....	
0241	MetLife.....	00000..					MetLife Acoma Owner, LLC.....	DE.....	NIA.....	Metropolitan Life Insurance Company.....	Ownership.....	100.000	MetLife, Inc.....	..N.....	
0241	MetLife.....	00000..					ML Matson Mills Member LLC.....	DE.....	NIA.....	Metropolitan Life Insurance Company.....	Ownership.....	100.000	MetLife, Inc.....	..N.....	
0241	MetLife.....	00000..					ML 300 Third Member LLC.....	DE.....	NIA.....	Metropolitan Life Insurance Company.....	Ownership.....	100.000	MetLife, Inc.....	..N.....	
0241	MetLife.....	00000..					1925 WJC Owner, LLC.....	DE.....	NIA.....	Metropolitan Life Insurance Company.....	Ownership.....	100.000	MetLife, Inc.....	..N.....	
0241	MetLife.....	00000..	26-1762232..				Boulevard Residential, LLC.....	DE.....	NIA.....	Metropolitan Life Insurance Company.....	Ownership.....	100.000	MetLife, Inc.....	..N.....	
0241	MetLife.....	00000..					MetLife Ontario Street Member, LLC.....	DE.....	NIA.....	Metropolitan Life Insurance Company.....	Ownership.....	100.000	MetLife, Inc.....	..N.....	
0241	MetLife.....	00000..	46-4158087..				MetLife 555 12th Member, LLC.....	DE.....	NIA.....	Metropolitan Life Insurance Company.....	Ownership.....	94.600	MetLife, Inc.....	..N.....	
0241	MetLife.....	00000..	46-4158087..				MetLife 555 12th Member, LLC.....	DE.....	NIA.....	Metropolitan Tower Life Insurance Company... ..	Ownership.....	5.400	MetLife, Inc.....	..N.....	
0241	MetLife.....	00000..	82-3135079..				150 North Riverside PE Member, LLC.....	DE.....	NIA.....	Metropolitan Life Insurance Company.....	Ownership.....	81.450	MetLife, Inc.....	..N.....	
0241	MetLife.....	00000..	82-3135079..				150 North Riverside PE Member, LLC.....	DE.....	NIA.....	Metropolitan Tower Life Insurance Company... ..	Ownership.....	18.550	MetLife, Inc.....	..N.....	
0241	MetLife.....	00000..	47-2085444..				ML-AI MetLife Member 2, LLC.....	DE.....	NIA.....	Metropolitan Life Insurance Company.....	Ownership.....	98.970	MetLife, Inc.....	..N.....	
0241	MetLife.....	00000..	47-2085444..				ML-AI MetLife Member 2, LLC.....	DE.....	NIA.....	Metropolitan Tower Life Insurance Company... ..	Ownership.....	1.030	MetLife, Inc.....	..N.....	
0241	MetLife.....	00000..					ML-AI MetLife Member 3, LLC.....	DE.....	NIA.....	Metropolitan Life Insurance Company.....	Ownership.....	100.000	MetLife, Inc.....	..N.....	
0241	MetLife.....	00000..					ML-AI MetLife Member 4, LLC.....	DE.....	NIA.....	Metropolitan Life Insurance Company.....	Ownership.....	60.000	MetLife, Inc.....	..N.....	
0241	MetLife.....	00000..					ML-AI MetLife Member 4, LLC.....	DE.....	NIA.....	Metropolitan Tower Life Insurance Company... ..	Ownership.....	40.000	MetLife, Inc.....	..N.....	
0241	MetLife.....	00000..					White Tract II, LLC.....	DE.....	NIA.....	Metropolitan Life Insurance Company.....	Ownership.....	100.000	MetLife, Inc.....	..N.....	
0241	MetLife.....	00000..	81-3382498..				MetLife ConSquare Member, LLC.....	DE.....	NIA.....	Metropolitan Life Insurance Company.....	Ownership.....	100.000	MetLife, Inc.....	..N.....	

97.3

**SCHEDULE Y**

**PART 1A - DETAIL OF INSURANCE HOLDING COMPANY SYSTEM**

1	2	3	4	5	6	7	8	9	10	11	12	13	14	15	16
Group Code	Group Name	NAIC Company Code	ID Number	Federal RSSD	CIK	Name of Securities Exchange if Publicly Traded (U.S. or International)	Names of Parent, Subsidiaries or Affiliates	Domiciliary Location	Relationship to Reporting Entity	Directly Controlled by (Name of Entity/Person)	Type of Control (Ownership Board, Management, Attorney-in-Fact, Influence, Other)	If Control is Ownership Provide Percentage	Ultimate Controlling Entity(ies)/Person(s)	Is an SCA Filing Required? (Y/N)	*
0241	MetLife.....	00000..	13-5581829..				MetLife Member Solaire LLC.....	DE.....	NIA.....	Metropolitan Life Insurance Company.....	Ownership.....	100.000	MetLife, Inc.....	..N.....	
0241	MetLife.....	00000..	81-0770888..				MetLife Treat Towers Member, LLC.....	DE.....	NIA.....	Metropolitan Life Insurance Company.....	Ownership.....	100.000	MetLife, Inc.....	..N.....	
0241	MetLife.....	00000..	46-4133357..				ML Bridgeside Apartments, LLC.....	DE.....	NIA.....	Metropolitan Life Insurance Company.....	Ownership.....	100.000	MetLife, Inc.....	..N.....	
0241	MetLife.....	00000..	46-4283517..				MetLife Camino Ramon Member, LLC.....	DE.....	NIA.....	Metropolitan Tower Life Insurance Company...	Ownership.....	1.000	MetLife, Inc.....	..N.....	
0241	MetLife.....	00000..	46-4283517..				MetLife Camino Ramon Member, LLC.....	DE.....	NIA.....	Metropolitan Life Insurance Company.....	Ownership.....	99.000	MetLife, Inc.....	..N.....	
0241	MetLife.....	00000..	46-4255167..				ML Terraces, LLC.....	DE.....	NIA.....	Metropolitan Life Insurance Company.....	Ownership.....	100.000	MetLife, Inc.....	..N.....	
0241	MetLife.....	00000..					MetLife CB W/A, LLC.....	DE.....	NIA.....	Metropolitan Life Insurance Company.....	Ownership.....	100.000	MetLife, Inc.....	..N.....	
0241	MetLife.....	00000..					MetLife 1007 Stewart, LLC.....	DE.....	NIA.....	Metropolitan Life Insurance Company.....	Ownership.....	100.000	MetLife, Inc.....	..N.....	
0241	MetLife.....	00000..					Chestnut Flats Wind, LLC.....	DE.....	NIA.....	Metropolitan Life Insurance Company.....	Ownership.....	100.000	MetLife, Inc.....	..N.....	
0241	MetLife.....	00000..	46-4129811..				MetLife 425 MKT Member, LLC.....	DE.....	NIA.....	Metropolitan Life Insurance Company.....	Ownership.....	100.000	MetLife, Inc.....	..N.....	
0241	MetLife.....	00000..	13-5581829..				Southcreek Industrial Holdings, LLC.....	DE.....	NIA.....	Metropolitan Life Insurance Company.....	Ownership.....	100.000	MetLife, Inc.....	..N.....	
0241	MetLife.....	00000..	46-4229772..				MetLife THR Investor, LLC.....	DE.....	NIA.....	Metropolitan Life Insurance Company.....	Ownership.....	100.000	MetLife, Inc.....	..N.....	
0241	MetLife.....	00000..	13-5581829..				MCJV, LLC.....	DE.....	NIA.....	Metropolitan Life Insurance Company.....	Ownership.....	100.000	MetLife, Inc.....	..N.....	
0241	MetLife.....	00000..					MetLife OFC Member, LLC.....	DE.....	NIA.....	Metropolitan Life Insurance Company.....	Ownership.....	100.000	MetLife, Inc.....	..N.....	
0241	MetLife.....	00000..	47-1256270..				MetLife OBS Member, LLC.....	DE.....	NIA.....	Metropolitan Life Insurance Company.....	Ownership.....	100.000	MetLife, Inc.....	..N.....	
0241	MetLife.....	00000..					MetLife FM Hotel Member, LLC.....	DE.....	NIA.....	Metropolitan Life Insurance Company.....	Ownership.....	100.000	MetLife, Inc.....	..N.....	
0241	MetLife.....	00000..					LHCW Holdings (U.S.) LLC.....	DE.....	NIA.....	MetLife FM Hotel Member, LLC.....	Ownership.....	100.000	MetLife, Inc.....	..N.....	
0241	MetLife.....	00000..					LHC Holdings (U.S.) LLC.....	DE.....	NIA.....	LHCW Holdings (U.S.) LLC.....	Ownership.....	100.000	MetLife, Inc.....	..N.....	
0241	MetLife.....	00000..					LHCW Hotel Holding (U.S.) LLC.....	DE.....	NIA.....	LHC Holdings (U.S.) LLC.....	Ownership.....	100.000	MetLife, Inc.....	..N.....	
0241	MetLife.....	00000..					LHCW Hotel Holding (2002) LLC.....	DE.....	NIA.....	LHCW Hotel Holding (U.S.) LLC.....	Ownership.....	100.000	MetLife, Inc.....	..N.....	
0241	MetLife.....	00000..					LHCW Hotel Operating Company (2002) LLC..	DE.....	NIA.....	LHCW Hotel Holding (U.S.) LLC.....	Ownership.....	100.000	MetLife, Inc.....	..N.....	
0241	MetLife.....	00000..	46-4584166..				ML Southmore, LLC.....	DE.....	NIA.....	Metropolitan Life Insurance Company.....	Ownership.....	99.000	MetLife, Inc.....	..N.....	
0241	MetLife.....	00000..	46-4584166..				ML Southmore, LLC.....	DE.....	NIA.....	Metropolitan Tower Life Insurance Company...	Ownership.....	1.000	MetLife, Inc.....	..N.....	
0241	MetLife.....	00000..					MetLife HCMJV 1 GP, LLC.....	DE.....	NIA.....	Metropolitan Life Insurance Company.....	Ownership.....	100.000	MetLife, Inc.....	..N.....	
0241	MetLife.....	00000..					MetLife HCMJV 1 LP, LLC.....	DE.....	NIA.....	Metropolitan Life Insurance Company.....	Ownership.....	100.000	MetLife, Inc.....	..N.....	
0241	MetLife.....	00000..	46-4196012..				ML-AI MetLife Member 1, LLC.....	DE.....	NIA.....	Metropolitan Life Insurance Company.....	Ownership.....	95.199	MetLife, Inc.....	..N.....	
0241	MetLife.....	00000..	46-4196012..				ML-AI MetLife Member 1, LLC.....	DE.....	NIA.....	Metropolitan Property and Casualty Insurance Company	Ownership.....	4.801	MetLife, Inc.....	..N.....	
0241	MetLife.....	00000..	13-3759652..	3166279			MetLife International Holdings, LLC.....	DE.....	NIA.....	MetLife Global Holding Company II GmbH (Swiss)	Ownership.....	100.000	MetLife, Inc.....	..N.....	
0241	MetLife.....	00000..	13-3953333..	3166372			Natiloportem Holdings, LLC.....	DE.....	NIA.....	MetLife International Holdings, LLC.....	Ownership.....	100.000	MetLife, Inc.....	..N.....	
0241	MetLife.....	00000..		3166402			Excelencia Operativa y Tecnologica, S.A. de C.V. (Mexico)	MEX.....	NIA.....	Natiloportem Holdings, LLC.....	Ownership.....	99.000	MetLife, Inc.....	..N.....	
0241	MetLife.....	00000..		3166402			Excelencia Operativa y Tecnologica, S.A. de C.V. (Mexico)	MEX.....	NIA.....	MetLife Mexico Servicios, S.A. de C.V.....	Ownership.....	1.000	MetLife, Inc.....	..N.....	
0241	MetLife.....	00000..		3373705			MLA Comercial, S.A. de C.V. (Mexico).....	MEX.....	NIA.....	Excelencia Operativa y Tecnologica, S.A. de C.V.	Ownership.....	99.000	MetLife, Inc.....	..N.....	

97.4

## SCHEDULE Y

### PART 1A - DETAIL OF INSURANCE HOLDING COMPANY SYSTEM

1	2	3	4	5	6	7	8	9	10	11	12	13	14	15	16
Group Code	Group Name	NAIC Company Code	ID Number	Federal RSSD	CIK	Name of Securities Exchange if Publicly Traded (U.S. or International)	Names of Parent, Subsidiaries or Affiliates	Domiciliary Location	Relationship to Reporting Entity	Directly Controlled by (Name of Entity/Person)	Type of Control (Ownership Board, Management, Attorney-in-Fact, Influence, Other)	If Control is Ownership Provide Percentage	Ultimate Controlling Entity(ies)/Person(s)	Is an SCA Filing Required? (Y/N)	*
0241	MetLife.....	00000...		3373705			MLA Comercial, S.A. de C.V. (Mexico).....	MEX.....	NIA.....	MetLife Mexico Servicios, S.A. de C.V.....	Ownership.....	1.000	MetLife, Inc.....	N.....	
0241	MetLife.....	00000...		3373714			MLA Servicios S.A. de C.V. (Mexico).....	MEX.....	NIA.....	Excelencia Operativa y Tecnologica, S.A. de C.V.	Ownership.....	99.000	MetLife, Inc.....	N.....	
0241	MetLife.....	00000...		3373714			MLA Servicios S.A. de C.V. (Mexico).....	MEX.....	NIA.....	MetLife Mexico Servicios, S.A. de C.V.....	Ownership.....	1.000	MetLife, Inc.....	N.....	
0241	MetLife.....	00000...		4240907			MM Global Operations Support Center, S.A. de C.V.	MEX.....	NIA.....	MetLife Global Holding Company II GmbH (Swiss)	Ownership.....	100.000	MetLife, Inc.....	N.....	
0241	MetLife.....	00000...		4240907			MM Global Operations Support Center, S.A. de C.V.	MEX.....	NIA.....	MetLife Global Holding Company I GmbH (Swiss)	Ownership.....		MetLife, Inc.....	N.....	
0241	MetLife.....	00000...		4254995			Fundacion MetLife Mexico, A.C.....	MEX.....	NIA.....	MM Global Operations Support Center, S.A. de C.V., S.A. de C.V.	Ownership.....	100.000	MetLife, Inc.....	N.....	
0241	MetLife.....	00000...					MetLife Asia Services Sdn. Bhd.....	MYS.....	NIA.....	MetLife Global Holding Company II GmbH (Swiss)	Ownership.....	100.000	MetLife, Inc.....	N.....	
97.5	0241	MetLife.....	00000...		3166318		Metropolitan Life Seguros e Previdencia Privada S.A. (Brazil)	BRA.....	IA.....	MetLife International Holdings, LLC.....	Ownership.....	66.662	MetLife, Inc.....	N.....	
0241	MetLife.....	00000...		3166318			Metropolitan Life Seguros e Previdencia Privada S.A. (Brazil)	BRA.....	IA.....	MetLife Worldwide Holdings, LLC.....	Ownership.....	33.337	MetLife, Inc.....	N.....	
0241	MetLife.....	00000...		3166318			Metropolitan Life Seguros e Previdencia Privada S.A. (Brazil)	BRA.....	IA.....	Natiloportem Holdings, LLC.....	Ownership.....	0.001	MetLife, Inc.....	N.....	
0241	MetLife.....	00000...		4191616			MetLife Ireland Holdings One Limited.....	IRL.....	NIA.....	MetLife International Holdings, LLC.....	Ownership.....	100.000	MetLife, Inc.....	N.....	
0241	MetLife.....	00000...		4189846			MetLife Global Holdings Corporation S.A. de C.V. (Mexico)	MEX.....	NIA.....	MetLife Ireland Holdings One Limited.....	Ownership.....	98.900	MetLife, Inc.....	N.....	
0241	MetLife.....	00000...		4189846			MetLife Global Holdings Corporation S.A. de C.V. (Mexico)	MEX.....	NIA.....	MetLife International Limited, LLC.....	Ownership.....	1.100	MetLife, Inc.....	N.....	
0241	MetLife.....	00000...	13-3047691..				Metropolitan Global Management, LLC.....	IRL.....	NIA.....	MetLife Global Holdings Corporation S.A. de C.V.	Ownership.....	99.700	MetLife, Inc.....	N.....	
0241	MetLife.....	00000...	13-3047691..				Metropolitan Global Management, LLC.....	IRL.....	NIA.....	MetLife International Holdings, LLC.....	Ownership.....	0.300	MetLife, Inc.....	N.....	
0241	MetLife.....	00000...	AA-2730030.	3165740			MetLife Mexico Holding S. de R.L. de C.V.....	MEX.....	IA.....	Metropolitan Global Management, LLC.....	Ownership.....	100.000	MetLife, Inc.....	N.....	
0241	MetLife.....	00000...	AA-2730030.	3165740			MetLife Mexico Holding S. de R.L. de C.V.....	MEX.....	IA.....	Excelencia Operativa y Tecnologica, S.A. de C.V.	Ownership.....		MetLife, Inc.....	N.....	
0241	MetLife.....	00000...	AA-2730030.	3165740			MetLife Mexico S.A.....	MEX.....	IA.....	MetLife Mexico Holdings, S. de R.L. de C.V....	Ownership.....	99.050	MetLife, Inc.....	N.....	
0241	MetLife.....	00000...	AA-2730030.	3165740			MetLife Mexico S.A.....	MEX.....	IA.....	MetLife International Holdings, LLC.....	Ownership.....	0.950	MetLife, Inc.....	N.....	
0241	MetLife.....	00000...		4241061			ML Capacitacion Comercial S.A. de C.V. (Mexico)	MEX.....	NIA.....	MetLife Mexico S.A.....	Ownership.....	99.000	MetLife, Inc.....	N.....	
0241	MetLife.....	00000...		4241061			ML Capacitacion Comercial S.A. de C.V. (Mexico)	MEX.....	NIA.....	MetLife Mexico Servicios, S.A. de C.V.....	Ownership.....	1.000	MetLife, Inc.....	N.....	
0241	MetLife.....	00000...		3165795			MetLife Pensiones Mexico S.A.....	MEX.....	IA.....	MetLife Mexico Holdings, S. de R.L. de C.V....	Ownership.....	97.513	MetLife, Inc.....	N.....	

97.6

**SCHEDULE Y**

**PART 1A - DETAIL OF INSURANCE HOLDING COMPANY SYSTEM**

1	2	3	4	5	6	7	8	9	10	11	12	13	14	15	16
Group Code	Group Name	NAIC Company Code	ID Number	Federal RSSD	CIK	Name of Securities Exchange if Publicly Traded (U.S. or International)	Names of Parent, Subsidiaries or Affiliates	Domiciliary Location	Relationship to Reporting Entity	Directly Controlled by (Name of Entity/Person)	Type of Control (Ownership Board, Management, Attorney-in-Fact, Influence, Other)	If Control is Ownership Provide Percentage	Ultimate Controlling Entity(ies)/Person(s)	Is an SCA Filing Required? (Y/N)	*
0241	MetLife.....	00000..	.....	...3165795	.....	.....	MetLife Pensiones Mexico S.A.....	MEX.....	IA.....	MetLife International Holdings, LLC.....	Ownership.....	.....2.488	MetLife, Inc.....	....N.....	.....
0241	MetLife.....	00000..	.....	...3267390	.....	.....	MetLife Mexico Servicios S.A. de C.V.....	MEX.....	NIA.....	MetLife Mexico Holdings, S. de R.L. de C.V....	Ownership.....	.....98.000	MetLife, Inc.....	....N.....	.....
0241	MetLife.....	00000..	.....	...3267390	.....	.....	MetLife Mexico Servicios S.A. de C.V.....	MEX.....	NIA.....	MetLife International Holdings, LLC.....	Ownership.....	.....2.000	MetLife, Inc.....	....N.....	.....
0241	MetLife.....	00000..	AA-5420018..	...3166288	.....	.....	MetLife Insurance Company of Korea, Limited..	KOR.....	IA.....	MetLife Mexico S.A.....	Ownership.....	.....14.640	MetLife, Inc.....	....N.....	.....
0241	MetLife.....	00000..	AA-5420018..	...3166288	.....	.....	MetLife Insurance Company of Korea, Limited..	KOR.....	IA.....	Metropolitan Global Management , LLC.....	Ownership.....	.....85.360	MetLife, Inc.....	....N.....	.....
0241	MetLife.....	00000..	.....	.....	.....	.....	MetLife Financial Services, Co., Ltd. (South Korea)	KOR.....	NIA.....	MetLife Insurance Company of Korea, Limited	Ownership.....	.....100.000	MetLife, Inc.....	....N.....	.....
0241	MetLife.....	00000..	.....	...4200880	.....	.....	MetLife Ireland Treasury d.a.c.....	IRL.....	NIA.....	MetLife Global Holdings Corporation S.A. de C.V.	Ownership.....	.....100.000	MetLife, Inc.....	....N.....	.....
0241	MetLife.....	00000..	AA-1930041..	...1173714	.....	.....	MetLife Insurance Limited (Australia).....	AUS.....	IA.....	MetLife Ireland Treasury d.a.c.....	Ownership.....	.....91.165	MetLife, Inc.....	....N.....	.....
0241	MetLife.....	00000..	AA-1930041..	...1173714	.....	.....	MetLife Insurance Limited (Australia).....	AUS.....	IA.....	MetLife Global Holdings Corporation S.A. de C.V.	Ownership.....	.....8.835	MetLife, Inc.....	....N.....	.....
0241	MetLife.....	00000..	.....	.....	.....	.....	The Direct Call Center PTY Limited (Australia)..	AUS.....	NIA.....	MetLife Insurance Limited (Australia).....	Ownership.....	.....100.000	MetLife, Inc.....	....N.....	.....
0241	MetLife.....	00000..	.....	...4239358	.....	.....	MetLife Investments PTY Limited (Australia)....	AUS.....	NIA.....	MetLife Insurance Limited (Australia).....	Ownership.....	.....100.000	MetLife, Inc.....	....N.....	.....
0241	MetLife.....	00000..	.....	...4239367	.....	.....	MetLife Insurance and Investment Trust (Australia)	AUS.....	NIA.....	MetLife Investments PTY Limited.....	Ownership.....	.....100.000	MetLife, Inc.....	....N.....	.....
0241	MetLife.....	00000..	.....	...1173732	.....	.....	MetLife General Insurance Limited (Australia)..	AUS.....	IA.....	MetLife Ireland Treasury d.a.c.....	Ownership.....	.....100.000	MetLife, Inc.....	....N.....	.....
0241	MetLife.....	00000..	.....	.....	.....	.....	MetLife International Limited, LLC (DE).....	DE.....	NIA.....	MetLife International Holdings, LLC.....	Ownership.....	.....100.000	MetLife, Inc.....	....N.....	.....
0241	MetLife.....	00000..	.....	.....	.....	.....	AmMetLife Insurance Berhad.....	MYS.....	IA.....	MetLife International Holdings, LLC.....	Ownership.....	.....50.000	MetLife, Inc.....	....N.....	.....
0241	MetLife.....	00000..	.....	.....	.....	.....	MAXIS GBN S.A.S.....	FRA.....	NIA.....	MetLife International Holdings, LLC.....	Ownership.....	.....50.000	MetLife, Inc.....	....N.....	.....
0241	MetLife.....	00000..	AA-5480033..	.....	.....	.....	AmMetLife Takaful Berhad.....	MYS.....	IA.....	MetLife International Holdings, LLC.....	Ownership.....	.....50.000	MetLife, Inc.....	....N.....	.....
0241	MetLife.....	00000..	.....	.....	.....	.....	MetLife Asia Limited (Hong Kong).....	HKG.....	NIA.....	MetLife International Holdings, LLC.....	Ownership.....	.....100.000	MetLife, Inc.....	....N.....	.....
0241	MetLife.....	00000..	.....	...3166309	.....	.....	Metropolitan Life Insurance Company of Hong Kong Limited	HKG.....	IA.....	MetLife International Holdings, LLC.....	Ownership.....	.....99.999	MetLife, Inc.....	....N.....	.....
0241	MetLife.....	00000..	.....	...3166309	.....	.....	Metropolitan Life Insurance Company of Hong Kong Limited	HKG.....	IA.....	Natiloportem Holdings, LLC.....	Ownership.....	.....0.001	MetLife, Inc.....	....N.....	.....
0241	MetLife.....	00000..	.....	...4195913	.....	.....	MetLife Planos Odontologicos Ltda. (Brazil)....	BRA.....	IA.....	MetLife International Holdings, LLC.....	Ownership.....	.....99.999	MetLife, Inc.....	....N.....	.....
0241	MetLife.....	00000..	.....	...4195913	.....	.....	MetLife Planos Odontologicos Ltda. (Brazil)....	BRA.....	IA.....	Natiloportem Holdings, LLC.....	Ownership.....	.....0.001	MetLife, Inc.....	....N.....	.....
0241	MetLife.....	00000..	20-5894439..	...3373639	.....	.....	MetLife Global, Inc.....	DE.....	NIA.....	MetLife, Inc.....	Ownership.....	.....100.000	MetLife, Inc.....	....N.....	.....
0241	MetLife.....	00000..	.....	...4189837	.....	.....	Inversiones MetLife Holdco Dos Limitada (Chile)	CHL.....	NIA.....	MetLife International Holdings, LLC.....	Ownership.....	.....0.001	MetLife, Inc.....	....N.....	.....
0241	MetLife.....	00000..	.....	...4189837	.....	.....	Inversiones MetLife Holdco Dos Limitada (Chile)	CHL.....	NIA.....	Natiloportem Holdings, LLC.....	Ownership.....	.....	MetLife, Inc.....	....N.....	.....
0241	MetLife.....	00000..	.....	...4189837	.....	.....	Inversiones MetLife Holdco Dos Limitada (Chile)	CHL.....	NIA.....	MetLife, Inc.....	Ownership.....	.....99.999	MetLife, Inc.....	....N.....	.....
0241	MetLife.....	00000..	AA-2130012..	...1641857	.....	.....	MetLife Seguros S.A. (Argentina).....	ARG.....	IA.....	MetLife International Holdings, LLC.....	Ownership.....	.....95.524	MetLife, Inc.....	....N.....	.....
0241	MetLife.....	00000..	AA-2130012..	...1641857	.....	.....	MetLife Seguros S.A. (Argentina).....	ARG.....	IA.....	Natiloportem Holdings, LLC.....	Ownership.....	.....2.675	MetLife, Inc.....	....N.....	.....

97.6

### SCHEDULE Y

#### PART 1A - DETAIL OF INSURANCE HOLDING COMPANY SYSTEM

1	2	3	4	5	6	7	8	9	10	11	12	13	14	15	16
Group Code	Group Name	NAIC Company Code	ID Number	Federal RSSD	CIK	Name of Securities Exchange if Publicly Traded (U.S. or International)	Names of Parent, Subsidiaries or Affiliates	Domiciliary Location	Relationship to Reporting Entity	Directly Controlled by (Name of Entity/Person)	Type of Control (Ownership Board, Management, Attorney-in-Fact, Influence, Other)	If Control is Ownership Provide Percentage	Ultimate Controlling Entity(ies)/Person(s)	Is an SCA Filing Required? (Y/N)	*
0241	MetLife.....	00000...	AA-2130012..	...4251145	.....	.....	MetLife Seguros S.A. (Argentina).....	ARG.....	IA.....	International Technical and Advisory Services Limited (DE)	Ownership.....	.....1.801	MetLife, Inc.....	.....N.....	.....
0241	MetLife.....	00000...	.....	...2327738	.....	.....	Compania Inversora MetLife S.A. (Argentina)...	ARG.....	NIA.....	MetLife International Holdings, LLC.....	Ownership.....	.....95.460	MetLife, Inc.....	.....N.....	.....
0241	MetLife.....	00000...	.....	...2327738	.....	.....	Compania Inversora MetLife S.A. (Argentina)...	ARG.....	NIA.....	Natiloportem Holdings, LLC.....	Ownership.....	.....4.540	MetLife, Inc.....	.....N.....	.....
0241	MetLife.....	00000...	.....	...4247296	.....	.....	MetLife Servicios S.A. (Argentina).....	ARG.....	NIA.....	Compania Inversora MetLife S.A.....	Ownership.....	.....18.870	MetLife, Inc.....	.....N.....	.....
0241	MetLife.....	00000...	.....	...4247296	.....	.....	MetLife Servicios S.A. (Argentina).....	ARG.....	NIA.....	MetLife Seguros S.A.....	Ownership.....	.....79.880	MetLife, Inc.....	.....N.....	.....
0241	MetLife.....	00000...	.....	...4247296	.....	.....	MetLife Servicios S.A. (Argentina).....	ARG.....	NIA.....	Natiloportem Holdings, LLC.....	Ownership.....	.....0.990	MetLife, Inc.....	.....N.....	.....
0241	MetLife.....	00000...	.....	...4247296	.....	.....	MetLife Servicios S.A. (Argentina).....	ARG.....	NIA.....	MetLife Seguros de Retiro S.A.....	Ownership.....	.....0.260	MetLife, Inc.....	.....N.....	.....
0241	MetLife.....	00000...	06-1597037..	...2985727	.....	.....	MetLife Worldwide Holdings, LLC.....	DE.....	NIA.....	MetLife International Holdings, LLC.....	Ownership.....	...100.000	MetLife, Inc.....	.....N.....	.....
0241	MetLife.....	00000...	AA-5324104..	...3144558	.....	.....	MetLife Limited (Hong Kong).....	HKG.....	IA.....	MetLife Worldwide Holdings, LLC.....	Ownership.....	...100.000	MetLife, Inc.....	.....N.....	.....
0241	MetLife.....	00000...	.....	.....	.....	.....	BIDV MetLife Life Insurance Limited Liability Company	VNM.....	IA.....	American Life Insurance Company .....	Ownership.....	.....63.440	MetLife, Inc.....	.....N.....	.....
0241	MetLife.....	00000...	.....	...2704610	.....	.....	Best Market S.A. (Argentina).....	ARG.....	NIA.....	MetLife International Holdings, LLC.....	Ownership.....	.....95.000	MetLife, Inc.....	.....N.....	.....
0241	MetLife.....	00000...	.....	...2704610	.....	.....	Best Market S.A. (Argentina).....	ARG.....	NIA.....	Natiloportem Holdings, LLC.....	Ownership.....	.....5.000	MetLife, Inc.....	.....N.....	.....
0241	MetLife.....	00000...	AA-5344102..	...3166411	.....	.....	PNB MetLife India Insurance Company Limited.	IND.....	IA.....	MetLife International Holdings, LLC.....	Ownership.....	.....32.053	MetLife, Inc.....	.....N.....	.....
0241	MetLife.....	00000...	AA-2130046..	...1388303	.....	.....	MetLife Seguros de Retiro S.A. (Argentina).....	ARG.....	IA.....	MetLife International Holdings, LLC.....	Ownership.....	.....96.890	MetLife, Inc.....	.....N.....	.....
0241	MetLife.....	00000...	AA-2130046..	...1388303	.....	.....	MetLife Seguros de Retiro S.A. (Argentina).....	ARG.....	IA.....	Natiloportem Holdings, LLC.....	Ownership.....	.....3.110	MetLife, Inc.....	.....N.....	.....
0241	MetLife.....	00000...	AA-2130046..	...4321758	.....	.....	MetLife Seguros de Retiro S.A. (Argentina).....	ARG.....	IA.....	International Technical and Advisory Services Limited (DE)	Ownership.....	.....	MetLife, Inc.....	.....N.....	.....
0241	MetLife.....	00000...	.....	...3373648	.....	.....	MetLife Administradora de Fundos Multipatrocinados Ltda. (Brazil)	BRA.....	NIA.....	MetLife International Holdings, LLC.....	Ownership.....	...100.000	MetLife, Inc.....	.....N.....	.....
0241	MetLife.....	00000...	.....	...3373648	.....	.....	MetLife Administradora de Fundos Multipatrocinados Ltda. (Brazil)	BRA.....	NIA.....	Natiloportem Holdings, LLC.....	Ownership.....	.....	MetLife, Inc.....	.....N.....	.....
0241	MetLife.....	26298...	13-2725441..	...3219728	.....	.....	Metropolitan Property and Casualty Insurance Company	RI.....	UDP.....	MetLife, Inc.....	Ownership.....	...100.000	MetLife, Inc.....	.....N.....	.....
0241	MetLife.....	39950...	22-2342710..	.....	.....	.....	Metropolitan General Insurance Company.....	RI.....	IA.....	Metropolitan Property and Casualty Insurance Company	Ownership.....	...100.000	MetLife, Inc.....	.....N.....	.....
0241	MetLife.....	40169...	05-0393243..	.....	.....	.....	Metropolitan Casualty Insurance Company.....	RI.....	IA.....	Metropolitan Property and Casualty Insurance Company	Ownership.....	...100.000	MetLife, Inc.....	.....N.....	.....
0241	MetLife.....	25321...	23-1903575..	.....	.....	.....	Metropolitan Direct Property and Casualty Insurance Company	RI.....	IA.....	Metropolitan Property and Casualty Insurance Company	Ownership.....	...100.000	MetLife, Inc.....	.....N.....	.....
0241	MetLife.....	22926...	36-1022580..	.....	.....	.....	Economy Fire & Casualty Company.....	IL.....	IA.....	Metropolitan Property and Casualty Insurance Company	Ownership.....	...100.000	MetLife, Inc.....	.....N.....	.....
0241	MetLife.....	38067...	36-3027848..	.....	.....	.....	Economy Preferred Insurance Company.....	IL.....	IA.....	Economy Fire & Casualty Company.....	Ownership.....	...100.000	MetLife, Inc.....	.....N.....	.....
0241	MetLife.....	40649...	36-3105737..	.....	.....	.....	Economy Premier Assurance Company.....	IL.....	IA.....	Economy Fire & Casualty Company.....	Ownership.....	...100.000	MetLife, Inc.....	.....N.....	.....
0241	MetLife.....	00000...	95-3003951..	.....	.....	.....	MetLife Auto & Home Insurance Agency, Inc....	RI.....	IA.....	Metropolitan Property and Casualty Insurance Company	Ownership.....	...100.000	MetLife, Inc.....	.....Y.....	.....

97.7

**SCHEDULE Y**

**PART 1A - DETAIL OF INSURANCE HOLDING COMPANY SYSTEM**

1	2	3	4	5	6	7	8	9	10	11	12	13	14	15	16
Group Code	Group Name	NAIC Company Code	ID Number	Federal RSSD	CIK	Name of Securities Exchange if Publicly Traded (U.S. or International)	Names of Parent, Subsidiaries or Affiliates	Domiciliary Location	Relationship to Reporting Entity	Directly Controlled by (Name of Entity/Person)	Type of Control (Ownership Board, Management, Attorney-in-Fact, Influence, Other)	If Control is Ownership Provide Percentage	Ultimate Controlling Entity(ies)/Person(s)	Is an SCA Filing Required? (Y/N)	*
0241	MetLife.....	34339..	13-2915260..				Metropolitan Group Property and Casualty Insurance Company	RI.....	RE.....	Metropolitan Property and Casualty Insurance Company	Ownership.....	100.000	MetLife, Inc.....	N.....	
0241	MetLife.....	00000..	05-0476998..				Metropolitan Lloyds, Inc.....	TX.....	NIA.....	Metropolitan Property and Casualty Insurance Company	Ownership.....	100.000	MetLife, Inc.....	Y.....	
0241	MetLife.....	13938..	75-2483187..				Metropolitan Lloyds Insurance Company of Texas	TX.....	IA.....	Metropolitan Lloyds, Inc.....	Attorney-in-fact..		MetLife, Inc.....	N.....	
0241	MetLife.....	00000..					Sino-US United MetLife Insurance Co. Ltd.....	CHN.....	IA.....	Metropolitan Life Insurance Company.....	Ownership.....	50.000	MetLife, Inc.....	N.....	
0241	MetLife.....	00000..	13-4153151..				MetLife Canadian Property Ventures LLC.....	NY.....	NIA.....	Metropolitan Life Insurance Company.....	Ownership.....	100.000	MetLife, Inc.....	N.....	
0241	MetLife.....	97136..	13-3114906..	3219773			Metropolitan Tower Life Insurance Company.....	NE.....	IA.....	MetLife, Inc.....	Ownership.....	100.000	MetLife, Inc.....	N.....	
0241	MetLife.....	00000..	38-4035918..				MetLife Assignment Company, Inc (DE).....	DE.....	NIA.....	Metropolitan Tower Life Insurance Company..	Ownership.....	100.000	MetLife, Inc.....	Y.....	
0241	MetLife.....	00000..					EntreCap Real Estate II, LLC.....	DE.....	NIA.....	Metropolitan Tower Life Insurance Company..	Ownership.....	100.000	MetLife, Inc.....	N.....	
0241	MetLife.....	00000..					PREFCO Dix-Huit LLC.....	CT.....	NIA.....	EntreCap Real Estate II, LLC.....	Ownership.....	100.000	MetLife, Inc.....	N.....	
0241	MetLife.....	00000..					PREFCO Vingt LLC.....	CT.....	NIA.....	EntreCap Real Estate II, LLC.....	Ownership.....	100.000	MetLife, Inc.....	N.....	
0241	MetLife.....	00000..					PREFCO Twenty Limited Partnership.....	CT.....	NIA.....	EntreCap Real Estate II, LLC.....	Ownership.....	99.000	MetLife, Inc.....	N.....	
0241	MetLife.....	00000..					PREFCO Twenty Limited Partnership.....	CT.....	NIA.....	PREFCO Vingt LLC.....	Ownership.....	1.000	MetLife, Inc.....	N.....	
0241	MetLife.....	00000..					Plaza Drive Properties, LLC.....	DE.....	NIA.....	Metropolitan Tower Life Insurance Company..	Ownership.....	100.000	MetLife, Inc.....	N.....	
0241	MetLife.....	00000..					MTL Leasing, LLC.....	DE.....	NIA.....	Metropolitan Tower Life Insurance Company..	Ownership.....	100.000	MetLife, Inc.....	N.....	
0241	MetLife.....	00000..					Plaza Drive Properties Sublandlord, LLC.....	DE.....	NIA.....	Metropolitan Tower Life Insurance Company..	Ownership.....	100.000	MetLife, Inc.....	N.....	
0241	MetLife.....	00000..					ML Armature Member, LLC.....	DE.....	NIA.....	Metropolitan Tower Life Insurance Company..	Ownership.....	12.660	MetLife, Inc.....	N.....	
0241	MetLife.....	00000..					ML Armature Member, LLC.....	DE.....	NIA.....	Metropolitan Life Insurance Company.....	Ownership.....	87.340	MetLife, Inc.....	N.....	
0241	MetLife.....	00000..					PREFCO XIV Holdings LLC.....	CT.....	NIA.....	MTL Leasing, LLC.....	Ownership.....	100.000	MetLife, Inc.....	N.....	
0241	MetLife.....	00000..					PREFCO Fourteen Limited Partnership.....	CT.....	NIA.....	MTL Leasing, LLC.....	Ownership.....	99.900	MetLife, Inc.....	N.....	
0241	MetLife.....	00000..					PREFCO Fourteen Limited Partnership.....	CT.....	NIA.....	PREFCO XIV Holdings LLC.....	Ownership.....	0.100	MetLife, Inc.....	N.....	
0241	MetLife.....	00000..					1320 Venture LLC.....	DE.....	NIA.....	MTL Leasing, LLC.....	Ownership.....	100.000	MetLife, Inc.....	N.....	
0241	MetLife.....	00000..	13-3114906..				1320 GP LLC.....	DE.....	NIA.....	MTL Leasing, LLC.....	Ownership.....	100.000	MetLife, Inc.....	N.....	
0241	MetLife.....	00000..	38-3846857..				1320 Owner LP.....	DE.....	NIA.....	1320 Venture LLC.....	Ownership.....	99.900	MetLife, Inc.....	N.....	
0241	MetLife.....	00000..	38-3846857..				1320 Owner LP.....	DE.....	NIA.....	1320 GP LLC.....	Ownership.....	0.100	MetLife, Inc.....	N.....	
0241	MetLife.....	00000..			3077272		MetLife Chile Inversiones Limitada.....	CHL.....	NIA.....	MetLife, Inc.....	Ownership.....	72.351	MetLife, Inc.....	N.....	
0241	MetLife.....	00000..			3077272		MetLife Chile Inversiones Limitada.....	CHL.....	NIA.....	Inversiones MetLife Holdco Dos Limitada.....	Ownership.....	2.767	MetLife, Inc.....	N.....	
0241	MetLife.....	00000..			3077272		MetLife Chile Inversiones Limitada.....	CHL.....	NIA.....	Natloportem Holdings, LLC.....	Ownership.....		MetLife, Inc.....	N.....	
0241	MetLife.....	00000..			3077272		MetLife Chile Inversiones Limitada.....	CHL.....	NIA.....	American Life Insurance Company.....	Ownership.....	24.882	MetLife, Inc.....	N.....	
0241	MetLife.....	00000..	82-2405817..				MetLife Investment Management Holdings, LLC	DE.....	NIA.....	MetLife, Inc.....	Ownership.....	100.000	MetLife, Inc.....	N.....	
0241	MetLife.....	00000..					MetLife Investment Management, LLC.....	DE.....	NIA.....	MetLife Investment Management Holdings, LLC	Ownership.....	100.000	MetLife, Inc.....	N.....	
0241	MetLife.....	00000..					MetLife Real Estate Lending LLC.....	DE.....	NIA.....	MetLife Investment Management Holdings, LLC	Ownership.....	100.000	MetLife, Inc.....	N.....	

97.8



## SCHEDULE Y

### PART 1A - DETAIL OF INSURANCE HOLDING COMPANY SYSTEM

1	2	3	4	5	6	7	8	9	10	11	12	13	14	15	16
Group Code	Group Name	NAIC Company Code	ID Number	Federal RSSD	CIK	Name of Securities Exchange if Publicly Traded (U.S. or International)	Names of Parent, Subsidiaries or Affiliates	Domiciliary Location	Relationship to Reporting Entity	Directly Controlled by (Name of Entity/Person)	Type of Control (Ownership Board, Management, Attorney-in-Fact, Influence, Other)	If Control is Ownership Provide Percentage	Ultimate Controlling Entity(ies)/Person(s)	Is an SCA Filing Required? (Y/N)	*
0241	MetLife.....	00000..					ML Venture 1 Manager, S. de R.L. de C.V. (Mexico)	MEX.....	NIA.....	MetLife Investment Management Holdings, LLC	Ownership.....	.....99.900	MetLife, Inc.....	.....N.....	
0241	MetLife.....	00000..					ML Venture 1 Manager, S. de R.L. de C.V. (Mexico)	MEX.....	NIA.....	MetLife Investment Management Holdings (Ireland) Limited	Ownership.....	.....0.100	MetLife, Inc.....	.....N.....	
0241	MetLife.....	00000..	38-3853223..				MIM I LLC.....	PA.....	NIA.....	MetLife Investment Management, LLC.....	Ownership.....	.....100.000	MetLife, Inc.....	.....N.....	
0241	MetLife.....	00000..	26-0333595..				MIM EMD GP, LLC.....	DE.....	NIA.....	MetLife Investment Management, LLC.....	Ownership.....	.....100.000	MetLife, Inc.....	.....N.....	
0241	MetLife.....	00000..	AA-2280000..	.....3179774			MetLife Chile Seguros de Vida S.A.....	CHL.....	IA.....	MetLife Chile Inversiones Limitada.....	Ownership.....	.....99.997	MetLife, Inc.....	.....N.....	
0241	MetLife.....	00000..	AA-2280000..	.....3179774			MetLife Chile Seguros de Vida S.A.....	CHL.....	IA.....	International Technical and Advisory Services Limited (DE)	Ownership.....	.....0.003	MetLife, Inc.....	.....N.....	
0241	MetLife.....	00000..					Inversiones MetLife Holdco Tres Limitada (Chile)	CHL.....	NIA.....	MetLife Chile Inversiones Limitada.....	Ownership.....	.....97.130	MetLife, Inc.....	.....N.....	
0241	MetLife.....	00000..					Inversiones MetLife Holdco Tres Limitada (Chile)	CHL.....	NIA.....	Inversiones MetLife Holdco Dos Limitada.....	Ownership.....	.....2.870	MetLife, Inc.....	.....N.....	
0241	MetLife.....	00000..					AFP Provida S.A. (Chile) .....	CHL.....	NIA.....	MetLife Chile Inversiones Limitada.....	Ownership.....	.....10.922	MetLife, Inc.....	.....N.....	
0241	MetLife.....	00000..					AFP Provida S.A. (Chile) .....	CHL.....	NIA.....	Inversiones MetLife Holdco Tres Limitada.....	Ownership.....	.....42.382	MetLife, Inc.....	.....N.....	
0241	MetLife.....	00000..					AFP Provida S.A. (Chile) .....	CHL.....	NIA.....	Inversiones MetLife Holdco Dos Limitada.....	Ownership.....	.....42.382	MetLife, Inc.....	.....N.....	
0241	MetLife.....	00000..		.....4255282			MetLife Chile Administradora de Mutuos Hipotecarios S.A.....	CHL.....	NIA.....	MetLife Chile Seguros de Vida S.A.....	Ownership.....	.....99.900	MetLife, Inc.....	.....N.....	
0241	MetLife.....	00000..		.....4255282			MetLife Chile Administradora de Mutuos Hipotecarios S.A.....	CHL.....	NIA.....	MetLife Chile Inversiones Limitada.....	Ownership.....	.....0.100	MetLife, Inc.....	.....N.....	
0241	MetLife.....	00000..					Provida Internacional S.A. (Chile) .....	CHL.....	NIA.....	AFP Provida S.A.....	Ownership.....	.....99.990	MetLife, Inc.....	.....N.....	
0241	MetLife.....	00000..					Provida Internacional S.A. (Chile) .....	CHL.....	NIA.....	MetLife Chile Inversiones Limitada.....	Ownership.....	.....0.010	MetLife, Inc.....	.....N.....	
0241	MetLife.....	00000..					AFP Genesis Administradora de Fondos y Fidecomisos S.A. (Ecuador)	ECU.....	NIA.....	Provida Internacional S.A. ....	Ownership.....	.....99.900	MetLife, Inc.....	.....N.....	
0241	MetLife.....	00000..					AFP Genesis Administradora de Fondos y Fidecomisos S.A. (Ecuador)	ECU.....	NIA.....	AFP Provida S.A.....	Ownership.....	.....0.100	MetLife, Inc.....	.....N.....	
0241	MetLife.....	00000..					MetLife Chile Seguros Generales S.A. (Chile)...	CHL.....	IA.....	MetLife Chile Inversiones Limitada.....	Ownership.....	.....99.980	MetLife, Inc.....	.....N.....	
0241	MetLife.....	00000..					MetLife Chile Seguros Generales S.A. (Chile)...	CHL.....	IA.....	Inversiones MetLife Holdco Dos Limitada.....	Ownership.....	.....0.020	MetLife, Inc.....	.....N.....	
0241	MetLife.....	00000..	52-1528581..	.....3921834	.....727303		SafeGuard Health Enterprises, Inc.....	DE.....	NIA.....	MetLife, Inc.....	Ownership.....	.....100.000	MetLife, Inc.....	.....N.....	
0241	MetLife.....	14170..	33-0733552..				MetLife Health Plans, Inc.....	NJ.....	NIA.....	SafeGuard Health Enterprises, Inc.....	Ownership.....	.....100.000	MetLife, Inc.....	.....N.....	
0241	MetLife.....	00000..	95-2879515..				SafeGuard Health Plans, Inc. (CA).....	CA.....	NIA.....	SafeGuard Health Enterprises, Inc.....	Ownership.....	.....100.000	MetLife, Inc.....	.....N.....	
0241	MetLife.....	79014..	33-0515751..				SafeHealth Life Insurance Company.....	CA.....	NIA.....	SafeGuard Health Enterprises, Inc.....	Ownership.....	.....100.000	MetLife, Inc.....	.....N.....	
0241	MetLife.....	52009..	65-0073323..				SafeGuard Health Plans, Inc. (FL).....	FL.....	NIA.....	SafeGuard Health Enterprises, Inc.....	Ownership.....	.....100.000	MetLife, Inc.....	.....N.....	
0241	MetLife.....	95051..	75-2046497..				SafeGuard Health Plans, Inc. (TX).....	TX.....	NIA.....	SafeGuard Health Enterprises, Inc.....	Ownership.....	.....100.000	MetLife, Inc.....	.....N.....	
0241	MetLife.....	00000..	98-1099650..				MetLife Global Benefits, Ltd.....	CYM.....	IA.....	MetLife, Inc.....	Ownership.....	.....100.000	MetLife, Inc.....	.....N.....	
0241	MetLife.....	00000..	36-3665871..	.....3165900			Cova Life Management Company.....	DE.....	NIA.....	MetLife, Inc.....	Ownership.....	.....100.000	MetLife, Inc.....	.....N.....	

97.9

# SCHEDULE Y

## PART 1A - DETAIL OF INSURANCE HOLDING COMPANY SYSTEM

1	2	3	4	5	6	7	8	9	10	11	12	13	14	15	16
Group Code	Group Name	NAIC Company Code	ID Number	Federal RSSD	CIK	Name of Securities Exchange if Publicly Traded (U.S. or International)	Names of Parent, Subsidiaries or Affiliates	Domiciliary Location	Relationship to Reporting Entity	Directly Controlled by (Name of Entity/Person)	Type of Control (Ownership Board, Management, Attorney-in-Fact, Influence, Other)	If Control is Ownership Provide Percentage	Ultimate Controlling Entity(ies)/Person(s)	Is an SCA Filing Required? (Y/N)	*
0241	MetLife.....	00000..	20-5707084..	3817825			MetLife Services and Solutions, LLC.....	DE.....	NIA.....	MetLife Group, Inc.....	Ownership.....	100.000	MetLife, Inc.....	N.....	
0241	MetLife.....	00000..		3818523			MetLife Solutions Pte. Ltd.....	SGP.....	NIA.....	MetLife Services and Solutions, LLC.....	Ownership.....	100.000	MetLife, Inc.....	N.....	
0241	MetLife.....	00000..	98-0613376..	3818550			MetLife Global Operations Support Center Private Limited	IND.....	NIA.....	MetLife Solutions Pte. Ltd.....	Ownership.....	100.000	MetLife, Inc.....	N.....	
0241	MetLife.....	00000..	98-0613376..	3818550			MetLife Global Operations Support Center Private Limited	IND.....	NIA.....	Natiloportem Holdings, LLC.....	Ownership.....		MetLife, Inc.....	N.....	
0241	MetLife.....	00000..		3818541			MetLife Services East Private Limited.....	IND.....	NIA.....	MetLife Solutions Pte. Ltd.....	Ownership.....	99.990	MetLife, Inc.....	N.....	
0241	MetLife.....	00000..		3818541			MetLife Services East Private Limited.....	IND.....	NIA.....	Natiloportem Holdings, LLC.....	Ownership.....	0.010	MetLife, Inc.....	N.....	
0241	MetLife.....	00000..	22-3805708..	3302488			Newbury Insurance Company, Limited.....	DE.....	IA.....	MetLife, Inc.....	Ownership.....	100.000	MetLife, Inc.....	N.....	
0241	MetLife.....	00000..	13-3179826..	3219782			MetLife Digital Ventures, Inc.....	DE.....	NIA.....	MetLife, Inc.....	Ownership.....	100.000	MetLife, Inc.....	N.....	
0241	MetLife.....	13626..	20-5819518..	3921870			MetLife Reinsurance Company of Charleston.....	SC.....	IA.....	MetLife, Inc.....	Ownership.....	100.000	MetLife, Inc.....	N.....	
0241	MetLife.....	00000..	26-6122204..	4254959			MetLife Capital Trust IV.....	DE.....	NIA.....	MetLife, Inc.....	Ownership.....	100.000	MetLife, Inc.....	N.....	
0241	MetLife.....	00000..	27-0858844..	4278786			MetLife Home Loans LLC.....	DE.....	NIA.....	MetLife, Inc.....	Ownership.....	100.000	MetLife, Inc.....	N.....	
0241	MetLife.....	00000..	75-2417735..	2602211			Federal Flood Certification LLC.....	TX.....	NIA.....	MetLife, Inc.....	Ownership.....	100.000	MetLife, Inc.....	N.....	
0241	MetLife.....	00000..	55-0790010..	3165807			MetLife Group, Inc.....	NY.....	NIA.....	MetLife, Inc.....	Ownership.....	100.000	MetLife, Inc.....	N.....	
0241	MetLife.....	00000..					MLIA SBAF Manager, LLC (DE).....	DE.....	NIA.....	MetLife Investment Management, LLC.....	Ownership.....	100.000	MetLife, Inc.....	N.....	
0241	MetLife.....	00000..	82-2405817..				MLIA SBAF Colony Manager, LLC (DE).....	DE.....	NIA.....	MetLife Investment Management, LLC.....	Ownership.....	100.000	MetLife, Inc.....	N.....	
0241	MetLife.....	00000..					MetLife Middle Market Private Debt GP, LLC (DE)	DE.....	NIA.....	MetLife Investment Management, LLC.....	Ownership.....	100.000	MetLife, Inc.....	N.....	
0241	MetLife.....	00000..					MetLife Middle Market Private Debt Fund, LP (DE)	DE.....	NIA.....	MetLife Private Equity Holdings, LLC.....	Ownership.....	31.150	MetLife, Inc.....	N.....	
0241	MetLife.....	00000..					MetLife Middle Market Private Debt Fund, LP (DE)	DE.....	NIA.....	Metropolitan Life Insurance Company.....	Ownership.....	31.150	MetLife, Inc.....	N.....	
0241	MetLife.....	00000..					MetLife Middle Market Private Debt Fund, LP (DE)	DE.....	NIA.....	MetLife Middle Market Private Debt GP, LLC (DE)	Ownership.....	0.350	MetLife, Inc.....	N.....	
0241	MetLife.....	00000..					MetLife Middle Market Private Debt Parallel GP, LLC (DE)	DE.....	NIA.....	MetLife Investment Management, LLC.....	Ownership.....	100.000	MetLife, Inc.....	N.....	
0241	MetLife.....	00000..					MetLife Middle Market Private Debt Parallel Fund, LP(DE)	CYM.....	NIA.....	MetLife Insurance K.K. (Japan).....	Ownership.....	100.000	MetLife, Inc.....	N.....	
0241	MetLife.....	00000..					MLIA Manager I, LLC (DE).....	DE.....	NIA.....	MetLife Investment Management, LLC.....	Ownership.....	100.000	MetLife, Inc.....	N.....	
0241	MetLife.....	00000..					ML Bellevue Manager, LLC.....	DE.....	NIA.....	MetLife Investment Management, LLC.....	Ownership.....	100.000	MetLife, Inc.....	N.....	
0241	MetLife.....	00000..	13-4075851..				ML-URS Port Chester SC Manager, LLC.....	DE.....	NIA.....	MetLife Investment Management, LLC.....	Ownership.....	100.000	MetLife, Inc.....	N.....	
0241	MetLife.....	00000..	20-4607161..				MetLife European Holdings, LLC.....	DE.....	NIA.....	MetLife, Inc.....	Ownership.....	100.000	MetLife, Inc.....	N.....	
0241	MetLife.....	00000..					MetLife Core Property Fund GP, LLC.....	DE.....	NIA.....	MetLife Investment Management, LLC.....	Ownership.....	100.000	MetLife, Inc.....	N.....	
0241	MetLife.....	00000..	80-0946518..				MetLife Core Property Fund, LP.....	DE.....	NIA.....	Metropolitan Life Insurance Company.....	Ownership.....	13.640	MetLife, Inc.....	N.....	
0241	MetLife.....	00000..	80-0946518..				MetLife Core Property Fund, LP.....	DE.....	NIA.....	Metropolitan Life Insurance Company (on behalf of Sep Acct 746)	Ownership.....	2.200	MetLife, Inc.....	N.....	

97.10

# SCHEDULE Y

## PART 1A - DETAIL OF INSURANCE HOLDING COMPANY SYSTEM

1	2	3	4	5	6	7	8	9	10	11	12	13	14	15	16
Group Code	Group Name	NAIC Company Code	ID Number	Federal RSSD	CIK	Name of Securities Exchange if Publicly Traded (U.S. or International)	Names of Parent, Subsidiaries or Affiliates	Domiciliary Location	Relationship to Reporting Entity	Directly Controlled by (Name of Entity/Person)	Type of Control (Ownership Board, Management, Attorney-in-Fact, Influence, Other)	If Control is Ownership Provide Percentage	Ultimate Controlling Entity(ies)/Person(s)	Is an SCA Filing Required? (Y/N)	*
0241	MetLife.....	00000..	80-0946518..				MetLife Core Property Fund, LP .....	DE.....	NIA.....	MetLife Insurance Company of Korea, Limited	Ownership.....	.....1.710	MetLife, Inc.....	.....N.....	
0241	MetLife.....	00000..	80-0946518..				MetLife Core Property Fund, LP .....	DE.....	NIA.....	Metropolitan Tower Life Insurance Company...	Ownership.....	.....0.050	MetLife, Inc.....	.....N.....	
0241	MetLife.....	00000..	80-0946518..				MetLife Core Property Fund, LP .....	DE.....	NIA.....	MetLife Insurance K.K. (Japan).....	Ownership.....	.....5.820	MetLife, Inc.....	.....N.....	
0241	MetLife.....	00000..	80-0946518..				MetLife Core Property Fund, LP .....	DE.....	NIA.....	Metropolitan Property and Casualty Insurance Company	Ownership.....	.....1.540	MetLife, Inc.....	.....N.....	
0241	MetLife.....	00000..	80-0947139..				MetLife Core Property REIT, LLC .....	DE.....	NIA.....	MetLife Core Property Fund, LP .....	Ownership.....	.....100.000	MetLife, Inc.....	.....N.....	
0241	MetLife.....	00000..	46-3934926..				MetLife Core Property Holdings, LLC .....	DE.....	NIA.....	MetLife Core Property REIT, LLC .....	Ownership.....	.....100.000	MetLife, Inc.....	.....N.....	
0241	MetLife.....	00000..	80-0947139..				MCP Property Management LLC (DE).....	DE.....	NIA.....	MetLife Core Property Holdings, LLC.....	Ownership.....	.....100.000	MetLife, Inc.....	.....N.....	
0241	MetLife.....	00000..					MetLife Core Property TRS, LLC (DE).....	DE.....	NIA.....	MetLife Core Property Holdings, LLC.....	Ownership.....	.....100.000	MetLife, Inc.....	.....N.....	
0241	MetLife.....	00000..					MCP Common Desk TRS, LLC.....	DE.....	NIA.....	MetLife Core Property TRS, LLC (DE).....	Ownership.....	.....100.000	MetLife, Inc.....	.....N.....	
0241	MetLife.....	00000..	13-4075851..				MetLife Commercial Mortgage Income Fund GP, LLC	DE.....	NIA.....	MetLife Investment Management, LLC.....	Ownership.....	.....100.000	MetLife, Inc.....	.....N.....	
0241	MetLife.....	00000..	47-2630137..				MetLife Commercial Mortgage Income Fund LP	DE.....	NIA.....	Metropolitan Life Insurance Company.....	Ownership.....	.....26.600	MetLife, Inc.....	.....N.....	
0241	MetLife.....	00000..	47-2630137..				MetLife Commercial Mortgage Income Fund LP	DE.....	NIA.....	MetLife Insurance Company of Korea, Limited	Ownership.....	.....2.100	MetLife, Inc.....	.....N.....	
0241	MetLife.....	00000..	47-2630137..				MetLife Commercial Mortgage Income Fund LP	DE.....	NIA.....	MetLife Limited .....	Ownership.....	.....2.700	MetLife, Inc.....	.....N.....	
0241	MetLife.....	00000..	47-2630137..				MetLife Commercial Mortgage Income Fund LP	DE.....	NIA.....	Metropolitan Life Insurance Company of Hong Kong Limited	Ownership.....	.....0.030	MetLife, Inc.....	.....N.....	
0241	MetLife.....	00000..	47-2630137..				MetLife Commercial Mortgage Income Fund LP	DE.....	NIA.....	Metropolitan Tower Life Insurance Company...	Ownership.....	.....2.700	MetLife, Inc.....	.....N.....	
0241	MetLife.....	00000..	47-2688528..				MetLife Commercial Mortgage REIT, LLC.....	DE.....	NIA.....	MetLife Commercial Mortgage Income Fund, LP	Ownership.....	.....100.000	MetLife, Inc.....	.....N.....	
0241	MetLife.....	00000..	47-2703778..				MetLife Commercial Mortgage Originator, LLC..	DE.....	NIA.....	MetLife Commercial Mortgage REIT, LLC.....	Ownership.....	.....100.000	MetLife, Inc.....	.....N.....	
0241	MetLife.....	00000..	47-5495603..				MCMIF Holdco I, LLC.....	DE.....	NIA.....	MetLife Commercial Mortgage Originator, LLC	Ownership.....	.....100.000	MetLife, Inc.....	.....N.....	
0241	MetLife.....	00000..					MCMIF Holdco II, LLC.....	DE.....	NIA.....	MetLife Commercial Mortgage Originator, LLC	Ownership.....	.....100.000	MetLife, Inc.....	.....N.....	
0241	MetLife.....	00000..					MetLife International PE Fund I, LP.....	CYM.....	NIA.....	MetLife Insurance K.K. (Japan).....	Ownership.....	.....92.593	MetLife, Inc.....	.....N.....	
0241	MetLife.....	00000..					MetLife International PE Fund I, LP.....	CYM.....	NIA.....	Metropolitan Life Insurance Company of Hong Kong Limited	Ownership.....	.....0.576	MetLife, Inc.....	.....N.....	
0241	MetLife.....	00000..					MetLife International PE Fund I, LP.....	CYM.....	NIA.....	MetLife Limited (Hong Kong).....	Ownership.....	.....2.716	MetLife, Inc.....	.....N.....	
0241	MetLife.....	00000..					MetLife International PE Fund I, LP.....	CYM.....	NIA.....	MetLife Mexico S.A.....	Ownership.....	.....4.115	MetLife, Inc.....	.....N.....	
0241	MetLife.....	00000..					MetLife Alternatives GP, LLC.....	DE.....	NIA.....	MetLife Investment Management, LLC.....	Ownership.....	.....100.000	MetLife, Inc.....	.....N.....	
0241	MetLife.....	00000..	98-1150291..				MetLife International HF Partners, LP.....	CYM.....	NIA.....	MetLife Insurance K.K. (Japan).....	Ownership.....	.....88.220	MetLife, Inc.....	.....N.....	
0241	MetLife.....	00000..	98-1150291..				MetLife International HF Partners, LP.....	CYM.....	NIA.....	MetLife Insurance Company of Korea, Limited	Ownership.....	.....9.470	MetLife, Inc.....	.....N.....	
0241	MetLife.....	00000..	98-1150291..				MetLife International HF Partners, LP.....	CYM.....	NIA.....	MetLife Limited (Hong Kong) .....	Ownership.....	.....2.290	MetLife, Inc.....	.....N.....	

97.11

# SCHEDULE Y

## PART 1A - DETAIL OF INSURANCE HOLDING COMPANY SYSTEM

1	2	3	4	5	6	7	8	9	10	11	12	13	14	15	16
Group Code	Group Name	NAIC Company Code	ID Number	Federal RSSD	CIK	Name of Securities Exchange if Publicly Traded (U.S. or International)	Names of Parent, Subsidiaries or Affiliates	Domiciliary Location	Relationship to Reporting Entity	Directly Controlled by (Name of Entity/Person)	Type of Control (Ownership Board, Management, Attorney-in-Fact, Influence, Other)	If Control is Ownership Provide Percentage	Ultimate Controlling Entity(ies)/Person(s)	Is an SCA Filing Required? (Y/N)	*
0241	MetLife.....	00000..	98-1150291..				MetLife International HF Partners, LP.....	CYM.....	NIA.....	MetLife Alternatives GP, LLC.....	Ownership.....	.....0.020	MetLife, Inc.....	.....N.....	
0241	MetLife.....	00000..	98-1162663..				MetLife International PE Fund II, LP.....	CYM.....	NIA.....	MetLife Insurance K.K. (Japan).....	Ownership.....	.....94.540	MetLife, Inc.....	.....N.....	
0241	MetLife.....	00000..	98-1162663..				MetLife International PE Fund II, LP.....	CYM.....	NIA.....	MetLife Limited (Hong Kong) .....	Ownership.....	.....2.770	MetLife, Inc.....	.....N.....	
0241	MetLife.....	00000..	98-1162663..				MetLife International PE Fund II, LP.....	CYM.....	NIA.....	MetLife Mexico S.A.....	Ownership.....	.....2.100	MetLife, Inc.....	.....N.....	
0241	MetLife.....	00000..	98-1162663..				MetLife International PE Fund II, LP.....	CYM.....	NIA.....	Metropolitan Life Insurance Company of Hong Kong Limited	Ownership.....	.....0.590	MetLife, Inc.....	.....N.....	
0241	MetLife.....	00000..	98-1226825..				MetLife International PE Fund III, LP.....	CYM.....	NIA.....	MetLife Insurance K.K. (Japan).....	Ownership.....	.....88.930	MetLife, Inc.....	.....N.....	
0241	MetLife.....	00000..	98-1226825..				MetLife International PE Fund III, LP.....	CYM.....	NIA.....	MetLife Insurance Company of Korea, Limited	Ownership.....	.....7.910	MetLife, Inc.....	.....N.....	
0241	MetLife.....	00000..	98-1226825..				MetLife International PE Fund III, LP.....	CYM.....	NIA.....	Metropolitan Life Insurance Company of Hong Kong Limited	Ownership.....	.....0.550	MetLife, Inc.....	.....N.....	
0241	MetLife.....	00000..	98-1226825..				MetLife International PE Fund III, LP.....	CYM.....	NIA.....	MetLife Limited (Hong Kong).....	Ownership.....	.....2.610	MetLife, Inc.....	.....N.....	
0241	MetLife.....	00000..	98-1277596..				MetLife International PE Fund IV, LP.....	CYM.....	NIA.....	MetLife Insurance K.K. (Japan).....	Ownership.....	.....94.700	MetLife, Inc.....	.....N.....	
0241	MetLife.....	00000..	98-1277596..				MetLife International PE Fund IV, LP.....	CYM.....	NIA.....	MetLife Insurance Company of Korea, Limited	Ownership.....	.....3.790	MetLife, Inc.....	.....N.....	
0241	MetLife.....	00000..	98-1277596..				MetLife International PE Fund IV, LP.....	CYM.....	NIA.....	MetLife Limited (Hong Kong).....	Ownership.....	.....1.510	MetLife, Inc.....	.....N.....	
0241	MetLife.....	00000..					MetLife International PE Fund V, LP.....	CYM.....	NIA.....	MetLife Insurance K.K. (Japan).....	Ownership.....	.....81.699	MetLife, Inc.....	.....N.....	
0241	MetLife.....	00000..					MetLife International PE Fund V, LP.....	CYM.....	NIA.....	MetLife Insurance Company of Korea, Limited	Ownership.....	.....3.268	MetLife, Inc.....	.....N.....	
0241	MetLife.....	00000..					MetLife International PE Fund V, LP.....	CYM.....	NIA.....	MetLife Limited (Hong Kong).....	Ownership.....	.....15.033	MetLife, Inc.....	.....N.....	
0241	MetLife.....	00000..					MetLife International PE Fund VI, LP.....	CYM.....	NIA.....	MetLife Insurance K.K. (Japan).....	Ownership.....	.....76.323	MetLife, Inc.....	.....N.....	
0241	MetLife.....	00000..					MetLife International PE Fund VI, LP.....	CYM.....	NIA.....	MetLife Insurance Company of Korea, Limited	Ownership.....	.....3.469	MetLife, Inc.....	.....N.....	
0241	MetLife.....	00000..					MetLife International PE Fund VI, LP.....	CYM.....	NIA.....	MetLife Limited (Hong Kong).....	Ownership.....	.....20.208	MetLife, Inc.....	.....N.....	
0241	MetLife.....	00000..	98-1515673..				MetLife International PE Fund VII, LP.....	CYM.....	NIA.....	MetLife Alternatives GP, LLC.....	Ownership.....	.....100.000	MetLife, Inc.....	.....N.....	
0241	MetLife.....	00000..					MetLife Loan Asset Management, LLC.....	DE.....	NIA.....	MetLife Investment Management, LLC.....	Ownership.....	.....100.000	MetLife, Inc.....	.....N.....	
0241	MetLife.....	00000..					MLIA Park Tower Manager, LLC.....	DE.....	NIA.....	MetLife Investment Management, LLC.....	Ownership.....	.....100.000	MetLife, Inc.....	.....N.....	
0241	MetLife.....	00000..	46-4140926..				MIM Property Management, LLC.....	DE.....	NIA.....	MetLife Investment Management, LLC.....	Ownership.....	.....100.000	MetLife, Inc.....	.....N.....	
0241	MetLife.....	00000..					MetLife Japan US Equity Fund GP LLC.....	DE.....	NIA.....	MetLife Investment Management, LLC.....	Ownership.....	.....100.000	MetLife, Inc.....	.....N.....	
0241	MetLife.....	00000..					MIM Property Management of Georgia 1, LLC..	DE.....	NIA.....	MIM Property Management, LLC.....	Ownership.....	.....100.000	MetLife, Inc.....	.....N.....	
0241	MetLife.....	13092..	26-1511401..	4300892			MetLife Reinsurance Company of Vermont.....	VT.....	IA.....	MetLife, Inc.....	Ownership.....	.....100.000	MetLife, Inc.....	.....N.....	
0241	MetLife.....	62634..	51-0104167..	4255107			Delaware American Life Insurance Company...	DE.....	IA.....	MetLife, Inc.....	Ownership.....	.....100.000	MetLife, Inc.....	.....N.....	
0241	MetLife.....	00000..	27-1206753..				MetLife Consumer Services, Inc.....	DE.....	NIA.....	MetLife, Inc.....	Ownership.....	.....100.000	MetLife, Inc.....	.....N.....	
0241	MetLife.....	00000..	81-2253384..				MetLife Insurance Brokerage, Inc.....	NY.....	NIA.....	MetLife, Inc.....	Ownership.....	.....100.000	MetLife, Inc.....	.....N.....	
0241	MetLife.....	60690..	98-0000065..	4247326			American Life Insurance Company .....	DE.....	IA.....	MetLife, Inc.....	Ownership.....	.....100.000	MetLife, Inc.....	.....N.....	
0241	MetLife.....	00000..	AA-1580066..				MetLife Insurance K.K. (Japan).....	JPN.....	IA.....	American Life Insurance Company.....	Ownership.....	.....100.000	MetLife, Inc.....	.....N.....	
0241	MetLife.....	00000..		4255330			Communication One Kabushiki Kaisha (Japan).	JPN.....	NIA.....	MetLife Insurance K.K. (Japan).....	Ownership.....	.....100.000	MetLife, Inc.....	.....N.....	
0241	MetLife.....	00000..					Fortissimo Co., Ltd.....	JPN.....	IA.....	MetLife Insurance K.K. (Japan).....	Ownership.....	.....100.000	MetLife, Inc.....	.....N.....	
0241	MetLife.....	00000..					MetLife Japan US Equity Owners (Blocker) LLC	DE.....	NIA.....	MetLife Insurance K.K. (Japan).....	Ownership.....	.....100.000	MetLife, Inc.....	.....N.....	
0241	MetLife.....	00000..		4250018			MetLife Life Insurance Company (Egypt).....	EGY.....	IA.....	MetLife Global Holding Company I GmbH (Swiss)	Ownership.....	.....84.125	MetLife, Inc.....	.....N.....	

97.12

## SCHEDULE Y

### PART 1A - DETAIL OF INSURANCE HOLDING COMPANY SYSTEM

1	2	3	4	5	6	7	8	9	10	11	12	13	14	15	16
Group Code	Group Name	NAIC Company Code	ID Number	Federal RSSD	CIK	Name of Securities Exchange if Publicly Traded (U.S. or International)	Names of Parent, Subsidiaries or Affiliates	Domiciliary Location	Relationship to Reporting Entity	Directly Controlled by (Name of Entity/Person)	Type of Control (Ownership Board, Management, Attorney-in-Fact, Influence, Other)	If Control is Ownership Provide Percentage	Ultimate Controlling Entity(ies)/Person(s)	Is an SCA Filing Required? (Y/N)	*
0241	MetLife.....	00000...	AA-1860015..				MetLife Emekliik ve Hayat A.S. (Turkey).....	TUR.....	IA.....	MetLife Global Holding Company II GmbH (Swiss)	Ownership.....	.....99.980	MetLife, Inc.....	.....N.....	
0241	MetLife.....	00000...					MetLife Life Insurance S.A. (Greece).....	GRC.....	IA.....	MetLife EU Holding Company Limited (Ireland)	Ownership.....	.....100.000	MetLife, Inc.....	.....N.....	
0241	MetLife.....	00000...		4255349			MetLife Mutual Fund Company (Greece).....	GRC.....	NIA.....	MetLife Life Insurance Company S.A.....	Ownership.....	.....90.000	MetLife, Inc.....	.....N.....	
0241	MetLife.....	00000...					MetLife American International Group and Arab National Bank Cooperative Insurance Company	SAU.....	IA.....	American Life Insurance Company .....	Ownership.....	.....30.000	MetLife, Inc.....	.....N.....	
0241	MetLife.....	00000...		4250072			PJSC MetLife (Ukraine).....	UKR.....	IA.....	MetLife Global Holding Company II GmbH (Swiss)	Ownership.....	.....99.999	MetLife, Inc.....	.....N.....	
0241	MetLife.....	00000...		4250072			PJSC MetLife (Ukraine).....	UKR.....	IA.....	International Technical and Advisory Services Limited (DE)	Ownership.....	.....0.001	MetLife, Inc.....	.....N.....	
0241	MetLife.....	00000...		4250072			PJSC MetLife (Ukraine).....	UKR.....	IA.....	Borderland Investments Limited (DE).....	Ownership.....	.....0.001	MetLife, Inc.....	.....N.....	
0241	MetLife.....	00000...					MetLife Innovation Centre Limited.....	IRL.....	NIA.....	MetLife Global Holding Company II GmbH (Swiss)	Ownership.....	.....99.999	MetLife, Inc.....	.....N.....	
0241	MetLife.....	00000...	51-0205283..				International Technical and Advisory Services Limited	DE.....	NIA.....	American Life Insurance Company .....	Ownership.....	.....100.000	MetLife, Inc.....	.....Y.....	
0241	MetLife.....	00000...	02-0649743..				Borderland Investments Limited (USA-Delaware)	DE.....	NIA.....	American Life Insurance Company .....	Ownership.....	.....100.000	MetLife, Inc.....	.....Y.....	
0241	MetLife.....	00000...					ALICO Hellas Single Member Limited Liability Company (Greece)	GRC.....	NIA.....	Borderland Investments Limited (DE).....	Ownership.....	.....100.000	MetLife, Inc.....	.....N.....	
0241	MetLife.....	00000...					MetLife Asset Management Corp. (Japan).....	JPN.....	NIA.....	ALICO Operations, LLC (DE).....	Ownership.....	.....100.000	MetLife, Inc.....	.....N.....	
0241	MetLife.....	00000...		4249311			MetLife Mas, S.A. de C.V (Mexico).....	MEX.....	IA.....	MetLife International Holdings, LLC.....	Ownership.....	.....100.000	MetLife, Inc.....	.....N.....	
0241	MetLife.....	00000...		4249311			MetLife Mas, S.A. de C.V (Mexico).....	MEX.....	IA.....	International Technical and Advisory Services Limited (DE)	Ownership.....	.....	MetLife, Inc.....	.....N.....	
0241	MetLife.....	00000...		4251293			MetLife Seguros S.A. (Uruguay).....	URY.....	IA.....	ALICO Operations, LLC (DE).....	Ownership.....	.....100.000	MetLife, Inc.....	.....N.....	
0241	MetLife.....	00000...					MetLife Colombia Seguros de Vida S.A. (Columbia)	COL.....	IA.....	MetLife Global Holding Company II GmbH (Swiss)	Ownership.....	.....90.000	MetLife, Inc.....	.....N.....	
0241	MetLife.....	00000...					MetLife Colombia Seguros de Vida S.A. (Columbia)	COL.....	IA.....	MetLife Global Holding Company I GmbH (Swiss)	Ownership.....	.....10.000	MetLife, Inc.....	.....N.....	
0241	MetLife.....	00000...					MetLife Colombia Seguros de Vida S.A. (Columbia)	COL.....	IA.....	International Technical and Advisory Services Limited (DE)	Ownership.....	.....	MetLife, Inc.....	.....N.....	
0241	MetLife.....	00000...					MetLife Colombia Seguros de Vida S.A. (Columbia)	COL.....	IA.....	Borderland Investments Limited (DE).....	Ownership.....	.....	MetLife, Inc.....	.....N.....	
0241	MetLife.....	00000...					MetLife Colombia Seguros de Vida S.A. (Columbia)	COL.....	IA.....	Natiloportem Holdings, LLC.....	Ownership.....	.....	MetLife, Inc.....	.....N.....	

97.13

## SCHEDULE Y

### PART 1A - DETAIL OF INSURANCE HOLDING COMPANY SYSTEM

1	2	3	4	5	6	7	8	9	10	11	12	13	14	15	16
Group Code	Group Name	NAIC Company Code	ID Number	Federal RSSD	CIK	Name of Securities Exchange if Publicly Traded (U.S. or International)	Names of Parent, Subsidiaries or Affiliates	Domiciliary Location	Relationship to Reporting Entity	Directly Controlled by (Name of Entity/Person)	Type of Control (Ownership Board, Management, Attorney-in-Fact, Influence, Other)	If Control is Ownership Provide Percentage	Ultimate Controlling Entity(ies)/Person(s)	Is an SCA Filing Required? (Y/N)	*
0241	MetLife.....	00000..		4254445			MetLife Latin America Asesorias e Inversiones Limitada (Chile)	CHL.....	NIA.....	MetLife Investment Management Holdings (Ireland) Limited	Ownership.....	99.990	MetLife, Inc.....	..N.....	
0241	MetLife.....	00000..		4254445			MetLife Latin America Asesorias e Inversiones Limitada (Chile)	CHL.....	NIA.....	MetLife Global Holding Company II GmbH (Swiss)	Ownership.....	0.010	MetLife, Inc.....	..N.....	
0241	MetLife.....	00000..		4275534			MetLife Investments Asia Limited (Hong Kong).	HKG.....	NIA.....	MetLife Investment Management Holdings (Ireland) Limited	Ownership.....	100.000	MetLife, Inc.....	..N.....	
0241	MetLife.....	00000..		4254427			MetLife Investments Limited (UK).....	GBR.....	NIA.....	MetLife Investment Management Holdings (Ireland) Limited	Ownership.....	100.000	MetLife, Inc.....	..N.....	
0241	MetLife.....	00000..					MetLife Global Infrastructure LUX GP, S.a.r.l. (Luxembourg)	LUX.....	NIA.....	MetLife Investment Management Holdings (Ireland) Limited	Ownership.....	100.000	MetLife, Inc.....	..N.....	
0241	MetLife.....	00000..	13-3912049..				ALICO Properties, Inc. (USA-Delaware).....	DE.....	NIA.....	American Life Insurance Company.....	Ownership.....	51.000	MetLife, Inc.....	..Y.....	
0241	MetLife.....	00000..	13-3919049..				Global Properties, Inc. (USA-Delaware).....	DE.....	NIA.....	ALICO Properties, Inc.....	Ownership.....	100.000	MetLife, Inc.....	..N.....	
0241	MetLife.....	00000..					MetLife Global Holding Company I GmbH (Swiss)	CHE.....	NIA.....	American Life Insurance Company.....	Ownership.....	100.000	MetLife, Inc.....	..N.....	
0241	MetLife.....	00000..					MetLife Global Holding Company II GmbH (Swiss)	CHE.....	NIA.....	MetLife Global Holding Company I GmbH (Swiss)	Ownership.....	100.000	MetLife, Inc.....	..N.....	
0241	MetLife.....	00000..					MetLife Investment Management Holdings (Ireland) Limited	IRL.....	NIA.....	MetLife Global Holding Company II GmbH (Swiss)	Ownership.....	100.000	MetLife, Inc.....	..N.....	
0241	MetLife.....	00000..					MetLife Syndicated Bank Loan Lux GP, S.à.r.l.	LUX.....	NIA.....	MetLife Investment Management Holdings (Ireland) Limited	Ownership.....	100.000	MetLife, Inc.....	..N.....	
0241	MetLife.....	00000..	98-1372544..				MetLife BL Feeder (Cayman), LP.....	CYM.....	NIA.....	MetLife Limited (Hong Kong).....	Ownership.....	3.140	MetLife, Inc.....	..N.....	
0241	MetLife.....	00000..	98-1372544..				MetLife BL Feeder (Cayman), LP.....	CYM.....	NIA.....	MetLife Insurance K.K. (Japan).....	Ownership.....	93.720	MetLife, Inc.....	..N.....	
0241	MetLife.....	00000..	98-1372544..				MetLife BL Feeder (Cayman), LP.....	CYM.....	NIA.....	MetLife Insurance Company of Korea, Limited	Ownership.....	3.140	MetLife, Inc.....	..N.....	
0241	MetLife.....	00000..	82-3255634..				MetLife BL Feeder , LP.....	DE.....	NIA.....	Metropolitan Life Insurance Company.....	Ownership.....	49.260	MetLife, Inc.....	..N.....	
0241	MetLife.....	00000..	98-1372721..				MetLife Syndicated Bank Loan Fund, SCSp (Luxembourg)	LUX.....	NIA.....	MetLife Syndicated Bank Loan Lux GP, S.à.r.l.	Management.....		MetLife, Inc.....	..N.....	
0241	MetLife.....	00000..	30-0615846..				ALICO Operations, LLC (DE).....	DE.....	NIA.....	MetLife Global Holding Company II GmbH (Swiss)	Ownership.....	100.000	MetLife, Inc.....	..N.....	
0241	MetLife.....	00000..					MetLife EU Holding Company Limited (Ireland).	IRL.....	NIA.....	MetLife Global Holding Company II GmbH (Swiss)	Ownership.....	100.000	MetLife, Inc.....	..N.....	
0241	MetLife.....	00000..	98-0552186..	4249302			ALICO European Holding Limited (Ireland).....	IRL.....	NIA.....	MetLife Global Holding Company II GmbH (Swiss)	Ownership.....	100.000	MetLife, Inc.....	..N.....	
0241	MetLife.....	00000..	AA-1780108..				MetLife Europe d.a.c.....	IRL.....	IA.....	MetLife EU Holding Company Limited (Ireland)	Ownership.....	100.000	MetLife, Inc.....	..N.....	
0241	MetLife.....	00000..					MetLife Services EOOD (Bulgaria).....	BGR.....	NIA.....	MetLife EU Holding Company Limited (Ireland)	Ownership.....	100.000	MetLife, Inc.....	..N.....	
0241	MetLife.....	00000..					MetLife Pension Trustees Limited (UK).....	GBR.....	IA.....	MetLife Europe d.a.c.....	Ownership.....	100.000	MetLife, Inc.....	..N.....	

97.14

**SCHEDULE Y**

**PART 1A - DETAIL OF INSURANCE HOLDING COMPANY SYSTEM**

1	2	3	4	5	6	7	8	9	10	11	12	13	14	15	16
Group Code	Group Name	NAIC Company Code	ID Number	Federal RSSD	CIK	Name of Securities Exchange if Publicly Traded (U.S. or International)	Names of Parent, Subsidiaries or Affiliates	Domiciliary Location	Relationship to Reporting Entity	Directly Controlled by (Name of Entity/Person)	Type of Control (Ownership Board, Management, Attorney-in-Fact, Influence, Other)	If Control is Ownership Provide Percentage	Ultimate Controlling Entity(ies)/Person(s)	Is an SCA Filing Required? (Y/N)	*
0241	MetLife.....	00000...		4255367			First American-Hungarian Insurance Agency Limited (Hungary)	HUN.....	IA.....	MetLife EU Holding Company Limited (Ireland)	Ownership.....	100.000	MetLife, Inc.....	N.....	
0241	MetLife.....	00000...		4258407			MetLife Solutions S.A.S. (France).....	FRA.....	NIA.....	MetLife EU Holding Company Limited (Ireland)	Ownership.....	100.000	MetLife, Inc.....	N.....	
0241	MetLife.....	00000...					MetLife Asia Holding Company Pte. Ltd. ....	SGP.....	NIA.....	MetLife Global Holding Company II GmbH (Swiss)	Ownership.....	100.000	MetLife, Inc.....	N.....	
0241	MetLife.....	00000...					MetLife Innovation Centre Pte. Ltd. ....	SGP.....	NIA.....	MetLife Asia Holding Company Pte. Ltd. ....	Ownership.....	100.000	MetLife, Inc.....	N.....	
0241	MetLife.....	00000...					LumenLab Malaysia Sdn. Bhd. (Malaysia).....	MYS.....	NIA.....	MetLife Innovation Centre Pte. Ltd. ....	Ownership.....	100.000	MetLife, Inc.....	N.....	
0241	MetLife.....	00000...					MetLife Reinsurance Company of Bermuda Ltd.	BMU.....	IA.....	MetLife Global Holding Company II GmbH (Swiss)	Ownership.....	100.000	MetLife, Inc.....	N.....	
0241	MetLife.....	00000...					MetLife Investment Management Limited (UK) ..	GBR.....	NIA.....	MetLife Global Holding Company II GmbH (Swiss)	Ownership.....	100.000	MetLife, Inc.....	N.....	
0241	MetLife.....	00000...		4255246			Metropolitan Life Societate de Administrare a unui Fond de Pensii Administrat Privat S.A. (Romania)	ROU.....	IA.....	MetLife EU Holding Company Limited (Ireland)	Ownership.....	99.984	MetLife, Inc.....	N.....	
0241	MetLife.....	00000...		4255246			Metropolitan Life Societate de Administrare a unui Fond de Pensii Administrat Privat S.A. (Romania)	ROU.....	IA.....	MetLife Services Sp. z o.o. ....	Ownership.....	0.016	MetLife, Inc.....	N.....	
0241	MetLife.....	00000...		4249469			Closed Joint-stock Company Master-D (Russia)	RUS.....	NIA.....	ALICO European Holding Limited (Ireland).....	Ownership.....	100.000	MetLife, Inc.....	N.....	
0241	MetLife.....	00000...		4249991			Joint-Stock Company "MetLife Insurance Company" (Russia)	RUS.....	IA.....	MetLife Global Holding Company II GmbH (Swiss)	Ownership.....	49.000	MetLife, Inc.....	N.....	
0241	MetLife.....	00000...		4249991			Joint-Stock Company "MetLife Insurance Company" (Russia)	RUS.....	IA.....	Closed Joint-stock Company Master-D (Russia)	Ownership.....	51.000	MetLife, Inc.....	N.....	
0241	MetLife.....	00000...		4255198			MetLife Slovakia s.r.o.....	SVK.....	NIA.....	MetLife EU Holding Company Limited (Ireland)	Ownership.....	99.956	MetLife, Inc.....	N.....	
0241	MetLife.....	00000...		4255198			MetLife Slovakia s.r.o.....	SVK.....	NIA.....	International Technical and Advisory Services Limited (DE)	Ownership.....	0.044	MetLife, Inc.....	N.....	
0241	MetLife.....	00000...					MetLife Services Cyprus Ltd.....	CYP.....	NIA.....	MetLife EU Holding Company Limited (Ireland)	Ownership.....	100.000	MetLife, Inc.....	N.....	
0241	MetLife.....	00000...		4247335			MetLife Towarzystwo Ubezpieczen na Zycie i Reasekuracji S.A.	POL.....	IA.....	MetLife EU Holding Company Limited (Ireland)	Ownership.....	100.000	MetLife, Inc.....	N.....	
0241	MetLife.....	00000...		4255264			MetLife Services Sp. z o.o. ....	POL.....	NIA.....	MetLife Towarzystwo Ubezpieczen na Zycie i Reasekuracji S.A.	Ownership.....	100.000	MetLife, Inc.....	N.....	
0241	MetLife.....	00000...		4251154			MetLife Powszechne Towarzystwo Emerytalne (Poland)	POL.....	IA.....	MetLife Towarzystwo Ubezpieczen na Zycie i Reasekuracji S.A.	Ownership.....	100.000	MetLife, Inc.....	N.....	
0241	MetLife.....	00000...	AA-9640009.	4255255			MetLife Towarzystwo Funduszy Inwestycyjnych S.A.	POL.....	NIA.....	MetLife Towarzystwo Ubezpieczen na Zycie i Reasekuracji S.A.	Ownership.....	100.000	MetLife, Inc.....	N.....	

97.15

**SCHEDULE Y**

**PART 1A - DETAIL OF INSURANCE HOLDING COMPANY SYSTEM**

1	2	3	4	5	6	7	8	9	10	11	12	13	14	15	16
Group Code	Group Name	NAIC Company Code	ID Number	Federal RSSD	CIK	Name of Securities Exchange if Publicly Traded (U.S. or International)	Names of Parent, Subsidiaries or Affiliates	Domiciliary Location	Relationship to Reporting Entity	Directly Controlled by (Name of Entity/Person)	Type of Control (Ownership Board, Management, Attorney-in-Fact, Influence, Other)	If Control is Ownership Provide Percentage	Ultimate Controlling Entity(ies)/Person(s)	Is an SCA Filing Required? (Y/N)	*
0241	MetLife.....	00000..	.....	4258331	.....	.....	Agenvita S.r.l. (Italy).....	ITA.....	IA.....	MetLife EU Holding Company Limited (Ireland)	Ownership.....	100.000	MetLife, Inc.....	N.....	.....
0241	MetLife.....	00000..	.....	.....	.....	.....	MetLife Services, Sociedad Limitada (Spain).....	ESP.....	NIA.....	MetLife EU Holding Company Limited (Ireland)	Ownership.....	100.000	MetLife, Inc.....	N.....	.....
0241	MetLife.....	00000..	.....	.....	.....	.....	MetLife Europe Insurance d.a.c .....	IRL.....	IA.....	MetLife EU Holding Company Limited (Ireland)	Ownership.....	100.000	MetLife, Inc.....	N.....	.....
0241	MetLife.....	00000..	.....	4189864	.....	.....	MetLife Europe Services Limited (Ireland).....	IRL.....	NIA.....	MetLife EU Holding Company Limited (Ireland)	Ownership.....	100.000	MetLife, Inc.....	N.....	.....
0241	MetLife.....	00000..	95-3947585..	3166064	.....	.....	MetLife Investors Group, LLC.....	DE.....	NIA.....	MetLife, Inc.....	Ownership.....	100.000	MetLife, Inc.....	N.....	.....
0241	MetLife.....	00000..	43-1906210..	3373563	1130412	.....	MetLife Investments Securities LLC (DE).....	DE.....	NIA.....	MetLife Investors Group, LLC.....	Ownership.....	100.000	MetLife, Inc.....	N.....	.....
0241	MetLife.....	00000..	43-1906210..	.....	.....	.....	MetLife Investors Distribution Company.....	MO.....	NIA.....	MetLife Investors Group, LLC.....	Ownership.....	100.000	MetLife, Inc.....	N.....	.....



**Metropolitan Group Property and Casualty Insurance Company**

**SCHEDULE Y**

**PART 2 - SUMMARY OF INSURER'S TRANSACTIONS WITH ANY AFFILIATES**

1	2	3	4	5	6	7	8	9	10	11	12	13
NAIC Company Code	ID Number	Names of Insurers and Parent, Subsidiaries or Affiliates	Shareholder Dividends	Capital Contributions	Purchases, Sales or Exchanges of Loans, Securities, Real Estate, Mortgage Loans or Other Investments	Income/ (Disbursements) Incurred in Connection with Guarantees or Undertakings for the Benefit of any Affiliate(s)	Management Agreements and Service Contracts	Income/ (Disbursements) Incurred under Reinsurance Agreements	*	Any Other Material Activity Not in the Ordinary Course of the Insurer's Business	Totals	Reinsurance Recoverable/ (Payable) on Losses and/or Reserve Credit Taken/ (Liability)
<b>Affiliated Transactions</b>												
65978	13-4075851	MetLife, Inc.	4,746,852,362	(75,755,888)	259,407,211		643,366,374			(38,986,923)	5,534,883,136	
	13-5581829	Metropolitan Life Insurance Company	(2,630,352,362)	(277,429,382)	(4,362,784,007)		(3,882,408,416)	23,467,736		5,105,508	(11,124,400,923)	13,743,613,351
	20-2985998	500 Grant Street GP, LLC		(150,000)							(150,000)	
		The Building at 575 Fifth Avenue Mezzanine LLC		4,248,124							4,248,124	
	82-3135079	150 North Riverside PE Member, LLC		(25,259,086)							(25,259,086)	
		MetLife Investments Asia Limited (Hong Kong)					1,312,510				1,312,510	
		MetLife Investments Limited (UK)					2,414,915				2,414,915	
		MetLife Latin America Asesorias e Inversiones Limitada (Chile)					5,800,871				5,800,871	
	86-1176467	MEX DF Properties, LLC		4,860							4,860	
	13-3619870	23rd Street Investments, Inc.		(1,732,488)			(931,483)				(2,663,971)	
	06-1193029	MetLife Capital Credit L.P.		(46,869,604)							(46,869,604)	
	91-1273824	MetLife Capital Limited Partnership		(124,646,710)							(124,646,710)	
		ML Sentinel Square Member, LLC		81,522							81,522	
	82-4889675	ML Southlands Member, LLC		(1,944,822)							(1,944,822)	
	82-4019470	ML Cerritos TC Member, LLC		(1,135,500)							(1,135,500)	
		ML Sloan's Lake Member, LLC		9,304,894							9,304,894	
		Long Island Solar Farm, LLC			(3,822,662)					(4,565,679)	(8,388,341)	
	43-1822723	Missouri Reinsurance, Inc.	(85,000,000)				(11,112,500)	36,593,846			(59,518,654)	(689,774,135)
	13-3237278	MetLife Holdings, Inc.					111				111	
	13-3237275	MetLife Credit Corp.	10,306,261		(219,665)		5,671,944			(9,741,863)	6,016,677	
	13-3237277	MetLife Funding, Inc.			219,665		(66,585)				153,080	
	13-5581829	MetLife Boro Station Member, LLC		(3,758,398)							(3,758,398)	
	13-3170235	Metropolitan Tower Realty Company, Inc.		20,430,926			458,308				20,889,234	
	43-6026902	White Oak Royalty Company					(243,147)				(243,147)	
	26-2853672	MLIC Asset Holdings, LLC		(2,829,930)							(2,829,930)	
	36-4197196	MetLife Properties Ventures, LLC		(560,611)							(560,611)	
	22-2375428	Transmountain Land & Livestock Company					(2,908)				(2,908)	
	34-1650967	MetLife Legal Plans, Inc.	(89,500,000)	1,115,212	(22,547)		16,099,631				(72,307,704)	
	34-1631590	Hyatt Legal Plans of Florida, Inc.			22,547						22,547	
	13-4047186	MetLife Tower Resources Group, Inc.					(66,474)				(66,474)	
	13-5581829	1001 Properties, LLC		(44,059,545)							(44,059,545)	
	26-0291767	6104 Hollywood, LLC		1,290,736							1,290,736	
	81-3382498	MetLife ConSquare Member, LLC (DE)		12,436,197							12,436,197	
	13-4078322	334 Madison Euro Investments, Inc.			(2,862,231)		(4,960)				(2,867,191)	
		St. James Fleet Investments Two Limited	190,000,000		(190,000,000)						0	
	98-0391368	OMI MLIC Investments Limited	(450,000,000)								(450,000,000)	
	81-2253384	MetLife Insurance Brokerage, Inc.					(46,231)				(46,231)	
	46-0803970	MetLife CC Member, LLC		(11,900,000)							(11,900,000)	
	46-4158087	MetLife 555 12th Member, LLC		(6,394,500)							(6,394,500)	
	46-3608641	ML Swan Mezz, LLC		(4,819,271)							(4,819,271)	
	46-3616798	ML Dolphin Mezz, LLC		(22,375,000)							(22,375,000)	

**Metropolitan Group Property and Casualty Insurance Company**

**SCHEDULE Y**

**PART 2 - SUMMARY OF INSURER'S TRANSACTIONS WITH ANY AFFILIATES**

1	2	3	4	5	6	7	8	9	10	11	12	13
NAIC Company Code	ID Number	Names of Insurers and Parent, Subsidiaries or Affiliates	Shareholder Dividends	Capital Contributions	Purchases, Sales or Exchanges of Loans, Securities, Real Estate, Mortgage Loans or Other Investments	Income/ (Disbursements) Incurred in Connection with Guarantees or Undertakings for the Benefit of any Affiliate(s)	Management Agreements and Service Contracts	Income/ (Disbursements) Incurred under Reinsurance Agreements	*	Any Other Material Activity Not in the Ordinary Course of the Insurer's Business	Totals	Reinsurance Recoverable/ (Payable) on Losses and/or Reserve Credit Taken/ (Liability)
	46-4584166	ML Southmore, LLC		1,901,672							1,901,672	
		Haskell East Village, LLC		(15,288,937)							(15,288,937)	
	82-1637862	MetLife Chino Member, LLC		(1,584,432)							(1,584,432)	
	26-1762232	Boulevard Residential, LLC		561,596							561,596	
	46-2477278	MetLife LHH Member, LLC		3,689,899							3,689,899	
	46-4196012	ML-AI MetLife Member 1, LLC		(30,000)							(30,000)	
	80-0821598	Oconee Hotel Company, LLC		9,960							9,960	
	80-0823015	Oconee Land Company, LLC		1,689,852							1,689,852	
		MetLife RC SF Member, LLC		(4,115,616)							(4,115,616)	
	46-4229772	MetLife THR Investor, LLC		(10,927,520)							(10,927,520)	
	46-4129811	MetLife 425 MKT Member, LLC		(12,610,375)							(12,610,375)	
	46-4705809	MetLife CB W/A, LLC		(131,379)							(131,379)	
	46-4133357	ML Bridgeside Apartments, LLC		311,884							311,884	
		MetLife OFC Member, LLC		(6,612,375)							(6,612,375)	
	46-4283517	MetLife Camino Ramon Member, LLC		(19,922,759)							(19,922,759)	
	20-8254446	10700 Wilshire, LLC		(196,532)							(196,532)	
	20-8868348	Ashton Judiciary Square, LLC		(119,259)							(119,259)	
	20-3700390	Viridian Miracle Mile, LLC		(26,803)							(26,803)	
	47-1256270	MetLife OBS Member, LLC		(429,188)							(429,188)	
	46-4255167	ML Terraces, LLC		15,675,157							15,675,157	
		Chestnut Flats Wind, LLC		(3,812,494)							(3,812,494)	
	13-3759652	MetLife International Holdings, LLC					769,809,228				769,809,228	
		Metropolitan Life Seguros e Previdencia Privada S.A. (Brazil)					(5,466,748)				(5,466,748)	
	AA-2730030	MetLife Mexico S.A.					(10,877,828)	438,439			(10,439,389)	490,332
		MetLife Pensiones Mexico S.A.					(16,417)				(16,417)	
		MetLife Mexico Servicios, S.A. de C.V.					1,022,188				1,022,188	
	AA-5420018	MetLife Insurance Company of Korea Limited					(1,322,996)				(1,322,996)	
	AA-1930041	MetLife Insurance Limited (Australia)					(2,318,055)	(14,120,583)			(16,438,638)	44,030,003
		MetLife Asia Limited					(2,198,781)				(2,198,781)	
		Metropolitan Life Insurance Company of Hong Kong Limited					(739,589)				(739,589)	
	20-5894439	MetLife Global, Inc.					(37,787)				(37,787)	
	AA-5324104	MetLife Limited (Hong Kong)			32,363,000		(3,064,457)				29,298,543	
	AA-2130012	MetLife Seguros S.A. (Argentina)					(2,751,867)				(2,751,867)	
	AA-2130046	MetLife Seguros de Retiro S.A.					(552,718)				(552,718)	
26298	13-2725441	Metropolitan Property and Casualty Insurance Company	(290,306,261)	101,520	(27,456,638)		(492,135,071)	193,497,190			(616,299,260)	(2,014,155,204)
39950	22-2342710	Metropolitan General Insurance Company					16,130	601,350			617,480	737,820,174
40169	05-0393243	Metropolitan Casualty Insurance Company					(10,331)	(25,836,669)			(25,847,000)	14,160,750
25321	23-1903575	Metropolitan Direct Property and Casualty Insurance Company					(1,365)	(17,945,947)			(17,947,312)	465,059,046
22926	36-1022580	Economy Fire & Casualty Company	(48,500,000)				750,885	7,394,989			(40,354,126)	321,637,510
38067	36-2027848	Economy Preferred Insurance Company					(26,516)	9,133,419			9,106,903	120,874,636
40649	36-3105737	Economy Premier Assurance Company	(1,500,000)				115,119	(31,713,893)			(33,098,774)	85,708,737
	95-3003951	MetLife Auto & Home Insurance Agency, Inc.					2,776,585				2,776,585	

98.1

## SCHEDULE Y

## PART 2 - SUMMARY OF INSURER'S TRANSACTIONS WITH ANY AFFILIATES

1	2	3	4	5	6	7	8	9	10	11	12	13
NAIC Company Code	ID Number	Names of Insurers and Parent, Subsidiaries or Affiliates	Shareholder Dividends	Capital Contributions	Purchases, Sales or Exchanges of Loans, Securities, Real Estate, Mortgage Loans or Other Investments	Income/ (Disbursements) Incurred in Connection with Guarantees or Undertakings for the Benefit of any Affiliate(s)	Management Agreements and Service Contracts	Income/ (Disbursements) Incurred under Reinsurance Agreements	*	Any Other Material Activity Not in the Ordinary Course of the Insurer's Business	Totals	Reinsurance Recoverable/ (Payable) on Losses and/or Reserve Credit Taken/ (Liability)
34339	13-2915260	Metropolitan Group Property and Casualty Insurance Company	(100,000,000)				1,991,986	(95,086,745)			(193,094,759)	145,566,477
13938	75-2483187	Metropolitan Lloyds Insurance Company of Texas					40,402	(40,043,694)			(40,003,292)	123,327,874
	47-4161401	ML 1065 Hotel, LLC		37,175,413							37,175,413	
97136	13-3114906	Metropolitan Tower Life Insurance Company		(43,519,419)	(341,213,846)		(172,382,301)	132,714,215		2,991,957	(421,409,394)	464,028,529
		MTL Leasing, LLC		3,316,316							3,316,316	
	52-1528581	SafeGuard Health Enterprises, Inc					5,502,395				5,502,395	
	33-0733552	MetLife Health Plans, Inc. (NJ)					(59,051)				(59,051)	
	95-2879515	Safeguard Health Plans, Inc (CA)					(1,820,290)				(1,820,290)	
79014	33-0515751	SafeHealth Life Insurance Company (CA)					153,464				153,464	
52009	65-0073323	Safeguard Health Plans, Inc (FL)					(2,096,541)				(2,096,541)	
95051	75-2046497	Safeguard Health Plans, Inc (TX)					(1,829,468)				(1,829,468)	
	AA-2280000	MetLife Chile Seguros de Vida S.A					(13,592,306)	1,819,889			(11,772,417)	2,201,209
	20-5707084	MetLife Services and Solutions, LLC					3,293,377,638				3,293,377,638	
		MetLife Solutions Pte. LTD					60,000				60,000	
	36-3665871	Cova Life Management Company					46,798				46,798	
	98-1099650	MetLife Global Benefits, Ltd					(1,068,128)	(1,159,133)			(2,227,261)	658,663
	22-3805708	Newbury Insurance Company, Limited					(344,928)				(344,928)	
	13-3179826	MetLife Digital Ventures, Inc (fka Enterprise General Insurance Agency, MetLife Servicios S.A)					104,527				104,527	
		MetLife Servicios S.A					9,116,003				9,116,003	
13626	20-5819518	MetLife Reinsurance Company of Charleston		35,000,000			7,738,472	(210,754,406)			(168,015,934)	(12,244,474,534)
	26-6122204	MetLife Capital Trust IV			(214,900)					51,625,000	51,410,100	
	55-0790010	MetLife Group, Inc		38,884,788			(20,296,227)				18,588,561	
		MetLife Investment Management, LLC					394,511,280				394,511,280	
	43-1906210	MetLife Investors Distribution Company					95,197,890				95,197,890	
13092	26-1511401	MetLife Reinsurance Company of Vermont	(140,000,000)	755,888	46,484,395		12,423,419	25,595,121			(54,741,177)	(1,329,423,024)
62634	51-0104167	Delaware American Life Insurance Company	(12,000,000)				(21,508,569)	3,287,159			(30,221,410)	(463,864)
	27-1206753	MetLife Consumer Services, Inc					1,079,825				1,079,825	
60690	98-0000065	American Life Insurance Company	942,736,706		232,083,427		(551,350,992)	15,536,436		(6,428,000)	632,577,577	(121,569,945)
		MetLife Services Cyprus Ltd		6,363,449			(100,996)				6,262,453	
		Communications One Kabushiki Kaisha (Japan)					6,046,022				6,046,022	
		MetLife, Life Insurance Company (Egypt)					(4,063,841)	(2,285,621)			(6,349,462)	47,956,209
	AA-1580066	MetLife Insurance K.K. (Japan)	(649,736,706)		(1,055,569,860)		(99,361,930)	(2,400,841)			(1,807,069,337)	
		MetLife Mutual Fund Company (Greece)					(1,170,935)				(1,170,935)	
		MetLife Services, Sociedad Limitada (Spain)					(14,966)				(14,966)	
		MetLife Towarzystwo Ubezpieczen na Zycie i Reasekuracji S.A. (Poland)					(9,968,290)				(9,968,290)	
		MetLife Services Sp. z o.o. (Poland)					7,386,808				7,386,808	
		MetLife Towarzystwo Funduszy Inwestycyjnych S.A. (Poland)					(1,646,973)				(1,646,973)	
		MetLife Powszechne Towarzystwo Emerytalne (Poland)					(810,093)				(810,093)	
		MetLife Societate de Administrare a unui Fond de Pensii Administrat Priv					(23,997)				(23,997)	
		Joint Stock Company MetLife Insurance Company (formerly Closed Joint					(2,607,602)	915,517			(1,692,085)	553,625
		MetLife Administradora de Fondos Multipatrocinaados Ltda. (Brazil)					6,671,353				6,671,353	
		PJSC MetLife (Ukraine)					(1,241,911)	(134,628)			(1,376,539)	910,322

**Metropolitan Group Property and Casualty Insurance Company**

**SCHEDULE Y**

**PART 2 - SUMMARY OF INSURER'S TRANSACTIONS WITH ANY AFFILIATES**

1	2	3	4	5	6	7	8	9	10	11	12	13	
NAIC Company Code	ID Number	Names of Insurers and Parent, Subsidiaries or Affiliates	Shareholder Dividends	Capital Contributions	Purchases, Sales or Exchanges of Loans, Securities, Real Estate, Mortgage Loans or Other Investments	Income/ (Disbursements) Incurred in Connection with Guarantees or Undertakings for the Benefit of any Affiliate(s)	Management Agreements and Service Contracts	Income/ (Disbursements) Incurred under Reinsurance Agreements	*	Any Other Material Activity Not in the Ordinary Course of the Insurer's Business	Totals	Reinsurance Recoverable/ (Payable) on Losses and/or Reserve Credit Taken/ (Liability)	
983	51-0205283	International Technical and Advisory Services Limited (USA-DE)					(40,776)				(40,776)		
	02-0649743	Borderland Investments Limited (USA-DE)					(1,603)				(1,603)		
		ALICO Hellas Single Member Limited Liability Company (Greece)					(322)				(322)		
		MetLife Asset Management Corp. (Japan)					48,926,982				48,926,982		
		MetLife Columbia Seguros de Vida S.A. (Columbia)					(3,829,087)	609,521			(3,219,566)	663,061	
	13-3912049	ALICO Properties, Inc. (USA-Delaware)					2,377,728				2,377,728		
		MetLife Seguros S.A. (Uruguay)					239,824	(264,572)			(24,748)	285,568	
		MetLife Global Holding Company I GmbH (Swiss)	(1,393,000,000)		(6,363,449)	(170,000,000)					(1,569,363,449)		
		MetLife Investment Management Holdings (Ireland) Limited			28,250,000						28,250,000		
		MetLife Europe Services Limited (Ireland)					40,022,016				40,022,016		
		MetLife Europe Insurance d.a.c					(4,960,242)		(7,472,459)		(12,432,701)	17,751,506	
	AA-1780108	MetLife Europe d.a.c.(MEL)					(103,428,191)		569,833		(255,403)	(103,113,761)	2,900,291
	34031	MetLife Pensions Trustees Limited					(9,633)				255,403	245,770	
		MetLife Life Insurance Company S.A. (Greece)					(330,690)		631,241			300,551	1,084,825
		MetLife Services EEIG (European Economic Int Group)					57,396,239					57,396,239	
		PREFCO Twenty Limited Partnership			(38,139)							(38,139)	
		Plaza Drive Properties			238,637							238,637	
	AA-1860015	MetLife Emeklilik ve Hayat A.S. (Turkey)						(4,817,098)		(2,268,227)		(7,085,325)	2,970,794
	47-2630137	MetLife Commercial Mortgage Income Fund, LP			251,415,731							251,415,731	
		AFP ProVida S.A. (Chile)						(1,364,163)				(1,364,163)	
		MetLife Chile Seguros Generales S.A. (Chile)						(109,758)				(109,758)	
		MetLife Reinsurance Company of Bermuda Ltd						(6,499,214)	(24,068)			(6,523,282)	114,371
		MetLife Innovation Centre Pte. Ltd						2,262,930				2,262,930	
		MetLife FM Hotel Member, LLC			(7,624,758)							(7,624,758)	
		MetLife Real Estate Lending, LLC				5,937,439,739						5,937,439,739	
	47-2085444	ML-AI MetLife Member 2, LLC			1,175,000							1,175,000	
	20-8349277	Sandpiper Cove Associates II, LLC			(2,582)							(2,582)	
	47-3741955	ML Mililani Member, LLC			(1,256,570)							(1,256,570)	
		Park Tower JV Member, LLC			(301,930,921)							(301,930,921)	
	13-5581829	MetLife SP Holdings, LLC			(25,000,000)							(25,000,000)	
	46-5563450	Buford Logistics Center, LLC			(1,623,984)							(1,623,984)	
		ML North Brand Member, LLC			(435,156)							(435,156)	
	81-0770888	MetLife Treat Towers Member, LLC			(44,299,321)							(44,299,321)	
47-5228317	MCPPI Owners, LLC			27,194,400							27,194,400		
26-0224429	MetLife Investment Advisors			(28,250,000)							(28,250,000)		
	MetLife Chile Inversiones Limitada				(353,853,628)		2,781,431				(351,072,197)		
	Sino-US United MetLife Insurance Company			(71,000,000)			(378,866)	(1,294,415)			(72,673,281)	1,557,890	
	ML-AI MetLife Member 3, LLC			(16,972,180)							(16,972,180)		
	ML-AI MetLife Member 4, LLC			(19,229,957)							(19,229,957)		
	MetLife HCMJV 1 LP, LLC			(10,972,289)							(10,972,289)		
	1925 WJC, LLC			(9,552)							(9,552)		
38-4035918	MetLife Assignment Company						(621,654)				(621,654)		

**SCHEDULE Y**

**PART 2 - SUMMARY OF INSURER'S TRANSACTIONS WITH ANY AFFILIATES**

1	2	3	4	5	6	7	8	9	10	11	12	13
NAIC Company Code	ID Number	Names of Insurers and Parent, Subsidiaries or Affiliates	Shareholder Dividends	Capital Contributions	Purchases, Sales or Exchanges of Loans, Securities, Real Estate, Mortgage Loans or Other Investments	Income/ (Disbursements) Incurred in Connection with Guarantees or Undertakings for the Benefit of any Affiliate(s)	Management Agreements and Service Contracts	Income/ (Disbursements) Incurred under Reinsurance Agreements	*	Any Other Material Activity Not in the Ordinary Course of the Insurer's Business	Totals	Reinsurance Recoverable/ (Payable) on Losses and/or Reserve Credit Taken/ (Liability)
	98-0613376.....	MetLife Global Operations Support Center Private Limited.....					5,084,631				5,084,631	
	13-5581829.....	Southcreek Industrial Holdings, LLC.....		5,607,439							5,607,439	
	83-2270141.....	MMP Owners, LLC.....		(8,578,396)							(8,578,396)	
		ML Bellevue Member LLC.....		32,600,139							32,600,139	
	83-2970698.....	ML Port Chester SC Member, LLC.....		28,843,760							28,843,760	
		White Tract II LLC.....		50,987,973							50,987,973	
		MetLife Member Solaire LLC.....		1,059,799							1,059,799	
	13-5581829.....	MCJV, LLC.....		80,000,000							80,000,000	
		ML Armature Member LLC.....		4,735,700							4,735,700	
		ML 300 Third Member LLC.....		3,467,851							3,467,851	
		ML Block 40, LLC.....		13,369,376							13,369,376	
		MC Portfolio JV Member LLC.....		47,334,537							47,334,537	
		ML New River Village III, LLC.....		80,016							80,016	
		MMP Owners III, LLC.....		306,576,897							306,576,897	
		MetLife Ashton Austin Owner, LLC.....		112,132,726							112,132,726	
		MetLife Acoma Owner, LLC.....		103,063,200							103,063,200	
	82-3255634.....	MetLife BL Feeder, LP.....		(230,151)							(230,151)	
		MetLife Middle Market Private Debt Fund, LP.....		22,282,182							22,282,182	
9999999	Control Totals.....		0	0	0	0	0	0	XXX	0	0	(53,934,953)

98.4

**Detailed Explanation**

Stochastic calculation of reserves is done at the company level with assumptions specific to the company and different mixes of business of each company can produce different results. Therefore there are different reserves for the affiliated assuming/ceding companies that reinsure certain products' risks.

Annual Statement for the year 2019 of the **Metropolitan Group Property and Casualty Insurance Company**  
**SUPPLEMENTAL EXHIBITS AND SCHEDULES INTERROGATORIES**

The following supplemental reports are required to be filed as part of your statement filing unless specifically waived by the domiciliary state. However, in the event that your domiciliary state waives the filing requirement, your response of WAIVED to the specific interrogatory will be accepted in lieu of filing a "NONE" report and a bar code will be printed below. If the supplement is required of your company but is not being filed for whatever reason enter SEE EXPLANATION and provide an explanation following the interrogatory questions.

**MARCH FILING**

	<b>Responses</b>
1. Will an actuarial opinion be filed by March 1?	YES
2. Will the Supplemental Compensation Exhibit be filed with the state of domicile by March 1?	YES
3. Will the confidential Risk-Based Capital Report be filed with the NAIC by March 1?	YES
4. Will the confidential Risk-Based Capital Report be filed with the state of domicile, if required, by March 1?	YES

**APRIL FILING**

5. Will the Insurance Expense Exhibit be filed with the state of domicile and the NAIC by April 1?	YES
6. Will the Management's Discussion and Analysis be filed by April 1?	YES
7. Will the Supplemental Investment Risks Interrogatories be filed by April 1?	YES

**MAY FILING**

8. Will this company be included in a combined annual statement that is filed with the NAIC by May 1?	YES
---	-----

**JUNE FILING**

9. Will an audited financial report be filed by June 1?	YES
10. Will Accountants Letter of Qualifications be filed with the state of domicile and electronically with the NAIC by June 1?	YES

**AUGUST FILING**

11. Will the regulator-only (non-public) Communication of Internal Control Related Matters Noted in Audit be filed with the state of domicile and electronically with the NAIC (as a regulator-only non-public document) by August 1?	YES
---	-----

The following supplemental reports are required to be filed as part of your statement filing **if your company is engaged in the type of business covered by the supplement. However, in the event that your company does not transact the type of business for which the special report must be filed, your response of NO to the specific interrogatory will be accepted in lieu of filing a "NONE" report and a bar code will be printed below.**

If the supplement is required of your company but is not being filed for whatever reason, enter SEE EXPLANATION and provide an explanation following the interrogatory questions.

**MARCH FILING**

12. Will Schedule SIS (Stockholder Information Supplement) be filed with the state of domicile by March 1?	NO
13. Will the Financial Guaranty Insurance Exhibit be filed by March 1?	NO
14. Will the Medicare Supplement Insurance Experience Exhibit be filed with the state of domicile and the NAIC by March 1?	NO
15. Will Supplement A to Schedule T (Medical Professional Liability Supplement) be filed by March 1?	NO
16. Will the Trusteed Surplus Statement be filed with the state of domicile and the NAIC by March 1?	NO
17. Will the Premiums Attributed to Protected Cells Exhibit be filed by March 1?	NO
18. Will the Reinsurance Summary Supplemental Filing for General Interrogatory 9 be filed with the state of domicile and the NAIC by March 1?	NO
19. Will the Medicare Part D Coverage Supplement be filed with the state of domicile and the NAIC by March 1?	NO
20. Will the confidential Actuarial Opinion Summary be filed with the state of domicile, if required, by March 15 (or the date otherwise specified)?	YES
21. Will the Reinsurance Attestation Supplement be filed with the state of domicile and the NAIC by March 1?	YES
22. Will the Exceptions to the Reinsurance Attestation Supplement be filed with the state of domicile by March 1?	NO
23. Will the Bail Bond Supplement be filed with the state of domicile and the NAIC by March 1?	NO
24. Will the Director and Officer Insurance Coverage Supplement be filed with the state of domicile and the NAIC by March 1?	NO
25. Will an approval from the reporting entity's state of domicile for relief related to the five-year rotation requirement for lead audit partner be filed electronically with the NAIC by March 1?	NO
26. Will an approval from the reporting entity's state of domicile for relief related to the one-year cooling off period for independent CPA be filed electronically with the NAIC by March 1?	NO
27. Will an approval from the reporting entity's state of domicile for relief related to the Requirements for Audit Committees be filed electronically with the NAIC by March 1?	NO
28. Will the Supplemental Schedule for Reinsurance Counterparty Reporting Exception - Asbestos and Pollution Contracts be filed with the state of domicile and the NAIC by March 1?	NO

**APRIL FILING**

29. Will the Credit Insurance Experience Exhibit be filed with state of domicile and the NAIC by April 1?	NO
30. Will the Long-Term Care Experience Reporting Forms be filed with the state of domicile and the NAIC by April 1?	NO
31. Will the Accident and Health Policy Experience Exhibit be filed by April 1?	NO
32. Will the Supplemental Health Care Exhibit (Parts 1, 2 and 3) be filed with the state of domicile and the NAIC by April 1?	NO
33. Will the regulator-only (non-public) Supplemental Health Care Exhibit's Expense Allocation Report be filed with the state of domicile and the NAIC by April 1?	NO
34. Will the Cybersecurity and Identity Theft Insurance Coverage Supplement be filed with the state of domicile and the NAIC by April 1?	YES
35. Will the Life, Health & Annuity Guaranty Association Model Act Assessment Base Reconciliation Exhibit be filed with the state of domicile and the NAIC by April 1?	NO
36. Will the Adjustments to the Life, Health & Annuity Guaranty Association Model Act Assessment Base Reconciliation Exhibit (if required) be filed with state of domicile and the NAIC by April 1?	NO

**AUGUST FILING**

37. Will Management's Report of Internal Control Over Financial Reporting be filed with the state of domicile by August 1?	YES
--	-----

Annual Statement for the year 2019 of the **Metropolitan Group Property and Casualty Insurance Company**  
**SUPPLEMENTAL EXHIBITS AND SCHEDULES INTERROGATORIES**


The following supplemental reports are required to be filed as part of your statement filing unless specifically waived by the domiciliary state. However, in the event that your domiciliary state waives the filing requirement, your response of WAIVED to the specific interrogatory will be accepted in lieu of filing a "NONE" report and a bar code will be printed below. If the supplement is required of your company but is not being filed for whatever reason enter SEE EXPLANATION and provide an explanation following the interrogatory questions.

**EXPLANATION:**


**BAR CODE:**

- 1.
- 2.
- 3.
- 4.
- 5.
- 6.
- 7.
- 8.
- 9.
- 10.
- 11.

- 12. The data for this supplement is not required to be filed.
- 13. The data for this supplement is not required to be filed.
- 14. The data for this supplement is not required to be filed.
- 15. The data for this supplement is not required to be filed.
- 16. The data for this supplement is not required to be filed.
- 17. The data for this supplement is not required to be filed.
- 18. The data for this supplement is not required to be filed.
- 19. The data for this supplement is not required to be filed.



- 20.
- 21.
- 22. The data for this supplement is not required to be filed.
- 23. The data for this supplement is not required to be filed.
- 24. The data for this supplement is not required to be filed.
- 25. The data for this supplement is not required to be filed.
- 26. The data for this supplement is not required to be filed.
- 27. The data for this supplement is not required to be filed.
- 28. The data for this supplement is not required to be filed.
- 29. The data for this supplement is not required to be filed.
- 30. The data for this supplement is not required to be filed.
- 31. The data for this supplement is not required to be filed.
- 32. The data for this supplement is not required to be filed.
- 33. The data for this supplement is not required to be filed.



34.

Annual Statement for the year 2019 of the **Metropolitan Group Property and Casualty Insurance Company**  
**SUPPLEMENTAL EXHIBITS AND SCHEDULES INTERROGATORIES**

The following supplemental reports are required to be filed as part of your statement filing unless specifically waived by the domiciliary state. However, in the event that your domiciliary state waives the filing requirement, your response of WAIVED to the specific interrogatory will be accepted in lieu of filing a "NONE" report and a bar code will be printed below. If the supplement is required of your company but is not being filed for whatever reason enter SEE EXPLANATION and provide an explanation following the interrogatory questions.

35. The data for this supplement is not required to be filed.



36. The data for this supplement is not required to be filed.



37.



**Overflow Page  
NONE**

**Overflow Page  
NONE**

## 2019 ALPHABETICAL INDEX -- PROPERTY & CASUALTY ANNUAL STATEMENT BLANK

Assets	2	Schedule P-Part 2H-Section 1-Other Liability-Occurrence	58
Cash Flow	5	Schedule P-Part 2H-Section 2-Other Liability-Claims-Made	58
Exhibit of Capital Gains (Losses)	12	Schedule P-Part 2I-Spec. Prop. (Fire, Allied Lines, Inland Marine, Earthquake, Burglary, Theft)	59
Exhibit of Net Investment Income	12	Schedule P-Part 2J-Auto Physical Damage	59
Exhibit of Nonadmitted Assets	13	Schedule P-Part 2K-Fidelity, Surety	59
Exhibit of Premiums and Losses (State Page)	19	Schedule P-Part 2L-Other (Including Credit, Accident and Health)	59
Five-Year Historical Data	17	Schedule P-Part 2M-International	59
General Interrogatories	15	Schedule P-Part 2N-Reinsurance - Nonproportional Assumed Property	60
Jurat Page	1	Schedule P-Part 2O-Reinsurance - Nonproportional Assumed Liability	60
Liabilities, Surplus and Other Funds	3	Schedule P-Part 2P-Reinsurance - Nonproportional Assumed Financial Lines	60
Notes To Financial Statements	14	Schedule P-Part 2R-Section 1-Products Liability-Occurrence	61
Overflow Page For Write-ins	100	Schedule P-Part 2R-Section 2-Products Liability-Claims-Made	61
Schedule A-Part 1	E01	Schedule P-Part 2S-Financial Guaranty/Mortgage Guaranty	61
Schedule A-Part 2	E02	Schedule P-Part 2T-Warranty	61
Schedule A-Part 3	E03	Schedule P-Part 3A-Homeowners/Farmowners	62
Schedule A-Verification Between Years	SI02	Schedule P-Part 3B-Private Passenger Auto Liability/Medical	62
Schedule B-Part 1	E04	Schedule P-Part 3C-Commercial Auto/Truck Liability/Medical	62
Schedule B-Part 2	E05	Schedule P-Part 3D-Workers' Compensation (Excluding Excess Workers Compensation)	62
Schedule B-Part 3	E06	Schedule P-Part 3E-Commercial Multiple Peril	62
Schedule B-Verification Between Years	SI02	Schedule P-Part 3F-Section 1-Medical Professional Liability-Occurrence	63
Schedule BA-Part 1	E07	Schedule P-Part 3F-Section 2-Medical Professional Liability-Claims-Made	63
Schedule BA-Part 2	E08	Schedule P-Part 3G-Special Liability (Ocean Marine, Aircraft (All Perils), Boiler & Machinery)	63
Schedule BA-Part 3	E09	Schedule P-Part 3H-Section 1-Other Liability-Occurrence	63
Schedule BA-Verification Between Years	SI03	Schedule P-Part 3H-Section 2-Other Liability-Claims-Made	63
Schedule D-Part 1	E10	Schedule P-Part 3I-Spec. Prop. (Fire, Allied Lines, Inland Marine, Earthquake, Burglary, Theft)	64
Schedule D-Part 1A-Section 1	SI05	Schedule P-Part 3J-Auto Physical Damage	64
Schedule D-Part 1A-Section 2	SI08	Schedule P-Part 3K-Fidelity/Surety	64
Schedule D-Part 2-Section 1	E11	Schedule P-Part 3L-Other (Including Credit, Accident and Health)	64
Schedule D-Part 2-Section 2	E12	Schedule P-Part 3M-International	64
Schedule D-Part 3	E13	Schedule P-Part 3N-Reinsurance - Nonproportional Assumed Property	65
Schedule D-Part 4	E14	Schedule P-Part 3O-Reinsurance - Nonproportional Assumed Liability	65
Schedule D-Part 5	E15	Schedule P-Part 3P-Reinsurance - Nonproportional Assumed Financial Lines	65
Schedule D-Part 6-Section 1	E16	Schedule P-Part 3R-Section 1-Products Liability-Occurrence	66
Schedule D-Part 6-Section 2	E16	Schedule P-Part 3R-Section 2-Products Liability-Claims-Made	66
Schedule D-Summary By Country	SI04	Schedule P-Part 3S-Financial Guaranty/Mortgage Guaranty	66
Schedule D-Verification Between Years	SI03	Schedule P-Part 3T-Warranty	66
Schedule DA-Part 1	E17	Schedule P-Part 4A-Homeowners/Farmowners	67
Schedule DA-Verification Between Years	SI10	Schedule P-Part 4B-Private Passenger Auto Liability/Medical	67
Schedule DB-Part A-Section 1	E18	Schedule P-Part 4C-Commercial Auto/Truck Liability/Medical	67
Schedule DB-Part A-Section 2	E19	Schedule P-Part 4D-Workers' Compensation (Excluding Excess Workers Compensation)	67
Schedule DB-Part A-Verification Between Years	SI11	Schedule P-Part 4E-Commercial Multiple Peril	67
Schedule DB-Part B-Section 1	E20	Schedule P-Part 4F-Section 1-Medical Professional Liability-Occurrence	68
Schedule DB-Part B-Section 2	E21	Schedule P-Part 4F-Section 2-Medical Professional Liability-Claims-Made	68
Schedule DB-Part B-Verification Between Years	SI11	Schedule P-Part 4G-Special Liability (Ocean Marine, Aircraft (All Perils), Boiler & Machinery)	68
Schedule DB-Part C-Section 1	SI12	Schedule P-Part 4H-Section 1-Other Liability-Occurrence	68
Schedule DB-Part C-Section 2	SI13	Schedule P-Part 4H-Section 2-Other Liability-Claims-Made	68
Schedule DB-Part D-Section 1	E22	Schedule P-Part 4I-Spec. Prop. (Fire, Allied Lines, Inland Marine, Earthquake, Burglary & Theft)	69
Schedule DB-Part D-Section 2	E23	Schedule P-Part 4J-Auto Physical Damage	69
Schedule DB-Part E	E24	Schedule P-Part 4K-Fidelity/Surety	69
Schedule DB-Verification	SI14	Schedule P-Part 4L-Other (Including Credit, Accident and Health)	69
Schedule DL-Part 1	E25	Schedule P-Part 4M-International	69
Schedule DL-Part 2	E26	Schedule P-Part 4N-Reinsurance - Nonproportional Assumed Property	70
Schedule E-Part 1-Cash	E27	Schedule P-Part 4O-Reinsurance - Nonproportional Assumed Liability	70
Schedule E-Part 2-Cash Equivalents	E28	Schedule P-Part 4P-Reinsurance - Nonproportional Assumed Financial Lines	70
Schedule E-Verification Between Years	SI15	Schedule P-Part 4R-Section 1-Products Liability-Occurrence	71
Schedule E-Part 3-Special Deposits	E29	Schedule P-Part 4R-Section 2-Products Liability-Claims-Made	71
Schedule F-Part 1	20	Schedule P-Part 4S-Financial Guaranty/Mortgage Guaranty	71
Schedule F-Part 2	21	Schedule P-Part 4T-Warranty	71
Schedule F-Part 3	22	Schedule P-Part 5A-Homeowners/Farmowners	72
Schedule F-Part 4	27	Schedule P-Part 5B-Private Passenger Auto Liability/Medical	73
Schedule F-Part 5	28	Schedule P-Part 5C-Commercial Auto/Truck Liability/Medical	74
Schedule F-Part 6	29	Schedule P-Part 5D-Workers' Compensation (Excluding Excess Workers Compensation)	75
Schedule H-Accident and Health Exhibit-Part 1	30	Schedule P-Part 5E-Commercial Multiple Peril	76
Schedule H-Part 2, Part 3 and Part 4	31	Schedule P-Part 5F-Medical Professional Liability-Claims-Made	78
Schedule H-Part 5-Health Claims	32	Schedule P-Part 5F-Medical Professional Liability-Occurrence	77
Schedule P-Part 1-Summary	33	Schedule P-Part 5H-Other Liability-Claims-Made	80
Schedule P-Part 1A-Homeowners/Farmowners	35	Schedule P-Part 5H-Other Liability-Occurrence	79
Schedule P-Part 1B-Private Passenger Auto Liability/Medical	36	Schedule P-Part 5R-Products Liability-Claims-Made	82
Schedule P-Part 1C-Commercial Auto/Truck Liability/Medical	37	Schedule P-Part 5R-Products Liability-Occurrence	81
Schedule P-Part 1D-Workers' Compensation (Excluding Excess Workers Compensation)	38	Schedule P-Part 5T-Warranty	83
Schedule P-Part 1E-Commercial Multiple Peril	39	Schedule P-Part 6C-Commercial Auto/Truck Liability/Medical	84
Schedule P-Part 1F-Section 1-Medical Professional Liability-Occurrence	40	Schedule P-Part 6D-Workers' Compensation (Excluding Excess Workers Compensation)	84
Schedule P-Part 1F-Section 2-Medical Professional Liability-Claims-Made	41	Schedule P-Part 6E-Commercial Multiple Peril	85
Schedule P-Part 1G-Special Liability (Ocean, Marine, Aircraft (All Perils), Boiler & Machinery)	42	Schedule P-Part 6H-Other Liability-Claims-Made	86
Schedule P-Part 1H-Section 1-Other Liability-Occurrence	43	Schedule P-Part 6H-Other Liability-Occurrence	85
Schedule P-Part 1H-Section 2-Other Liability-Claims-Made	44	Schedule P-Part 6M-International	86
Schedule P-Part 1I-Spec. Prop. (Fire, Allied Lines, Inland Marine, Earthquake, Burglary & Theft)	45	Schedule P-Part 6N-Reinsurance - Nonproportional Assumed Property	87
Schedule P-Part 1J-Auto Physical Damage	46	Schedule P-Part 6O-Reinsurance - Nonproportional Assumed Liability	87
Schedule P-Part 1K-Fidelity/Surety	47	Schedule P-Part 6R-Products Liability-Claims-Made	88
Schedule P-Part 1L-Other (Including Credit, Accident and Health)	48	Schedule P-Part 6R-Products Liability-Occurrence	88
Schedule P-Part 1M-International	49	Schedule P-Part 7A-Primary Loss Sensitive Contracts	89
Schedule P-Part 1N-Reinsurance - Nonproportional Assumed Property	50	Schedule P-Part 7B-Reinsurance Loss Sensitive Contracts	91
Schedule P-Part 1O-Reinsurance - Nonproportional Assumed Liability	51	Schedule P Interrogatories	93
Schedule P-Part 1P-Reinsurance - Nonproportional Assumed Financial Lines	52	Schedule T-Exhibit of Premiums Written	94
Schedule P-Part 1R-Section 1-Products Liability-Occurrence	53	Schedule T-Part 2-Interstate Compact	95
Schedule P-Part 1R-Section 2-Products Liability-Claims-Made	54	Schedule Y-Information Concerning Activities of Insurer Members of a Holding Company Group	96
Schedule P-Part 1S-Financial Guaranty/Mortgage Guaranty	55	Schedule Y-Detail of Insurance Holding Company System	97
Schedule P-Part 1T-Warranty	56	Schedule Y-Part 2-Summary of Insurer's Transactions With Any Affiliates	98
Schedule P-Part 2, Part 3 and Part 4 - Summary	34	Statement of Income	4
Schedule P-Part 2A-Homeowners/Farmowners	57	Summary Investment Schedule	SI01
Schedule P-Part 2B-Private Passenger Auto Liability/Medical	57	Supplemental Exhibits and Schedules Interrogatories	99
Schedule P-Part 2C-Commercial Auto/Truck Liability/Medical	57	Underwriting and Investment Exhibit Part 1	6
Schedule P-Part 2D-Workers' Compensation (Excluding Excess Workers Compensation)	57	Underwriting and Investment Exhibit Part 1A	7
Schedule P-Part 2E-Commercial Multiple Peril	57	Underwriting and Investment Exhibit Part 1B	8
Schedule P-Part 2F-Section 1-Medical Professional Liability-Occurrence	58	Underwriting and Investment Exhibit Part 2	9
Schedule P-Part 2F-Section 2-Medical Professional Liability-Claims-Made	58	Underwriting and Investment Exhibit Part 2A	10
Schedule P-Part 2G-Special Liability (Ocean Marine, Aircraft (All Perils), Boiler & Machinery)	58	Underwriting and Investment Exhibit Part 3	11