



QUARTERLY STATEMENT

As of March 31, 2019
of the Condition and Affairs of the

Metropolitan Property and Casualty Insurance Company

NAIC Group Code.....241, 241 (Current Period) (Prior Period) NAIC Company Code..... 26298 Employer's ID Number..... 13-2725441

Organized under the Laws of RI State of Domicile or Port of Entry RI Country of Domicile US

Incorporated/Organized..... August 31, 1972 Commenced Business..... December 8, 1972

Statutory Home Office 700 Quaker Lane .. Warwick .. RI .. US .. 02886-6669
(Street and Number) (City or Town, State, Country and Zip Code)

Main Administrative Office 700 Quaker Lane .. Warwick .. RI .. US .. 02886-6669 401-827-2400
(Street and Number) (City or Town, State, Country and Zip Code) (Area Code) (Telephone Number)

Mail Address PO Box 350, 700 Quaker Lane .. Warwick .. RI .. US .. 02887-0350
(Street and Number or P. O. Box) (City or Town, State, Country and Zip Code)

Primary Location of Books and Records 700 Quaker Lane .. Warwick .. RI .. US .. 02886-6669 800-638-4208
(Street and Number) (City or Town, State, Country and Zip Code) (Area Code) (Telephone Number)

Internet Web Site Address www.metlife.com

Statutory Statement Contact Kevin Paul Swift 800-638-4208
(Name) (Area Code) (Telephone Number) (Extension)
kswift@metlife.com 401-827-2315
(E-Mail Address) (Fax Number)

OFFICERS

Name	Title	Name	Title
1. Darla Ann Finchum #	President	2. Maura Catherine Travers	Assistant General Counsel and Secretary
3. Michael John Bednarick	Vice President and Chief Financial Officer	4. Edward Allen Spehar Jr.	Treasurer

OTHER

Michael John Abate	Vice President	Zulfi Shafaat Ahmed	Senior Vice President and Chief Information Security Officer
Robert Edward Bean	Vice President	Charles Phillip Cavas	Vice President and Associate General Counsel
Kevin Chean	Vice President	Charles Patrick Connery	Vice President and Assistant Treasurer
Roger Elder	Vice President	Barbara Jean Furr	Vice President
Paul Edward Gavin	Senior Vice President	Lorene Elsie Guardado	Vice President
Lise Ann Hasegawa	Vice President	Michelle Lee Kolodziejczak	Vice President
Richard Jay Leist	Executive Vice President and Executive Investment Officer	Richard Paul Lonardo	Vice President
Jason Phillip Manske	Senior Vice President and Chief Hedging Officer	Aaron Matthew McClain	Vice President
Patrick John Meyer	Vice President	Albert Montoya	Vice President and Investment Officer
Michael Valentine Neubauer	Vice President	Robert Francis Nostramo	Vice President and General Counsel
Brenda Ann Perkins	Vice President	Kevin Stanley Redgate	Senior Vice President and Senior Investment Officer
Christopher Timothy Rhodes	Vice President	Joseph Urba Rupp Jr.	Vice President
James Sheridan Stevens	Vice President and Investment Officer	Richard Andrew Stevens	Vice President and Controller
Calvin Tyrone Strong	Vice President	Donald Gerard Sullivan	Vice President

DIRECTORS OR TRUSTEES

Michael John Bednarick	Cynthia Faye Coverson	Darla Ann Finchum #	Todd Brian Katz
William Charles O'Donnell	Alessandro Papa	Kevin Stanley Redgate	

State of..... Rhode Island
County of..... Kent

The officers of this reporting entity being duly sworn, each depose and say that they are the described officers of said reporting entity, and that on the reporting period stated above, all of the herein described assets were the absolute property of the said reporting entity, free and clear from any liens or claims thereon, except as herein stated, and that this statement, together with related exhibits, schedules and explanations therein contained, annexed or referred to, is a full and true statement of all the assets and liabilities and of the condition and affairs of the said reporting entity as of the reporting period stated above, and of its income and deductions therefrom for the period ended, and have been completed in accordance with the NAIC Annual Statement Instructions and Accounting Practices and Procedures manual except to the extent that: (1) state law may differ; or, (2) that state rules or regulations require differences in reporting not related to accounting practices and procedures, according to the best of their information, knowledge and belief, respectively. Furthermore, the scope of this attestation by the described officers also includes the related corresponding electronic filing with the NAIC, when required, that is an exact copy (except for formatting differences due to electronic filing) of the enclosed statement. The electronic filing may be requested by various regulators in lieu of or in addition to the enclosed statement.

Darla Ann Finchum

Darla Ann Finchum
President

Maura Catherine Travers

Maura Catherine Travers
Assistant General Counsel and Secretary

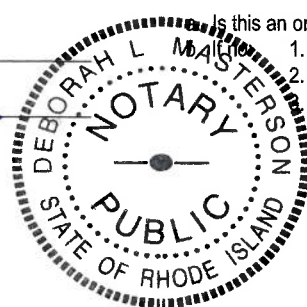
Michael John Bednarick

Michael John Bednarick
Vice President and Chief Financial Officer

Subscribed and sworn to before me
This 10th day of May, 2019

Deborah L. Masterson

Deborah L. Masterson
Notary
June 24, 2021



Is this an original filing?

Yes [X] No []

1. State the amendment number

2. Date filed

Number of pages attached

Statement for March 31, 2019 of the **Metropolitan Property and Casualty Insurance Company**
ASSETS

	Current Statement Date			4 December 31 Prior Year Net Admitted Assets
	1 Assets	2 Nonadmitted Assets	3 Net Admitted Assets (Cols. 1 - 2)	
1. Bonds.....	3,447,435,654		3,447,435,654	3,427,314,123
2. Stocks:				
2.1 Preferred stocks.....	46,589,000		46,589,000	44,841,400
2.2 Common stocks.....	998,953,674	963,428	997,990,246	989,235,035
3. Mortgage loans on real estate:				
3.1 First liens.....	309,398,736		309,398,736	293,616,871
3.2 Other than first liens.....			0	
4. Real estate:				
4.1 Properties occupied by the company (less \$.....0 encumbrances).....	13,802		13,802	15,418
4.2 Properties held for the production of income (less \$.....0 encumbrances).....			0	
4.3 Properties held for sale (less \$.....0 encumbrances).....			0	
5. Cash (\$.....(89,783,497)), cash equivalents (\$.....45,762,582) and short-term investments (\$.....11,480,195).....	(32,540,720)		(32,540,720)	(39,077,917)
6. Contract loans (including \$.....0 premium notes).....			0	
7. Derivatives.....	4,576,351		4,576,351	5,201,276
8. Other invested assets.....	253,646,577		253,646,577	257,851,720
9. Receivables for securities.....	205,748,979		205,748,979	11,414
10. Securities lending reinvested collateral assets.....			0	
11. Aggregate write-ins for invested assets.....	33,855	0	33,855	165,789
12. Subtotals, cash and invested assets (Lines 1 to 11).....	5,233,855,908	963,428	5,232,892,480	4,979,175,129
13. Title plants less \$.....0 charged off (for Title insurers only).....			0	
14. Investment income due and accrued.....	41,521,177		41,521,177	39,346,742
15. Premiums and considerations:				
15.1 Uncollected premiums and agents' balances in the course of collection.....	51,288,928	7,525,945	43,762,983	16,460,847
15.2 Deferred premiums, agents' balances and installments booked but deferred and not yet due (including \$.....0 earned but unbilled premiums).....	1,297,285,201		1,297,285,201	1,316,598,266
15.3 Accrued retrospective premiums (\$.....0) and contracts subject to redetermination (\$.....0).....			0	
16. Reinsurance:				
16.1 Amounts recoverable from reinsurers.....	4,528,686	574,851	3,953,835	3,990,279
16.2 Funds held by or deposited with reinsured companies.....	48,675		48,675	48,655
16.3 Other amounts receivable under reinsurance contracts.....			0	
17. Amounts receivable relating to uninsured plans.....			0	
18.1 Current federal and foreign income tax recoverable and interest thereon.....			0	
18.2 Net deferred tax asset.....	84,488,354		84,488,354	94,764,613
19. Guaranty funds receivable or on deposit.....	3,858,075		3,858,075	3,557,882
20. Electronic data processing equipment and software.....	60,974,218	60,974,218	0	
21. Furniture and equipment, including health care delivery assets (\$.....0).....	1,566,399	1,566,399	0	
22. Net adjustment in assets and liabilities due to foreign exchange rates.....			0	
23. Receivables from parent, subsidiaries and affiliates.....	41,714,755	637,570	41,077,185	30,041,830
24. Health care (\$.....0) and other amounts receivable.....			0	
25. Aggregate write-ins for other than invested assets.....	393,828,802	29,868,494	363,960,308	358,402,325
26. Total assets excluding Separate Accounts, Segregated Accounts and Protected Cell Accounts (Lines 12 through 25).....	7,214,959,178	102,110,905	7,112,848,273	6,842,386,568
27. From Separate Accounts, Segregated Accounts and Protected Cell Accounts.....			0	
28. Total (Lines 26 and 27).....	7,214,959,178	102,110,905	7,112,848,273	6,842,386,568

DETAILS OF WRITE-INS

1101. Receivables for investments other than securities.....	33,855		33,855	165,789
1102.			0	
1103.			0	
1198. Summary of remaining write-ins for Line 11 from overflow page.....	0	0	0	0
1199. Totals (Lines 1101 thru 1103 plus 1198) (Line 11 above).....	33,855	0	33,855	165,789
2501. Value of company-owned life insurance.....	329,851,052		329,851,052	329,013,469
2502. Equities and deposits in pools and associations.....	34,109,256		34,109,256	29,388,856
2503. Deferred expenses.....	21,968,579	21,968,579	0	
2598. Summary of remaining write-ins for Line 25 from overflow page.....	7,899,915	7,899,915	0	0
2599. Totals (Lines 2501 thru 2503 plus 2598) (Line 25 above).....	393,828,802	29,868,494	363,960,308	358,402,325

Statement for March 31, 2019 of the **Metropolitan Property and Casualty Insurance Company**
LIABILITIES, SURPLUS AND OTHER FUNDS

	1 Current Statement Date	2 December 31 Prior Year
1. Losses (current accident year \$.....262,987,134).....	1,250,447,929	1,253,961,972
2. Reinsurance payable on paid losses and loss adjustment expenses.....	4,401	31,916
3. Loss adjustment expenses.....	259,173,477	260,955,585
4. Commissions payable, contingent commissions and other similar charges.....	51,142,585	56,958,217
5. Other expenses (excluding taxes, licenses and fees).....	31,123,029	38,047,181
6. Taxes, licenses and fees (excluding federal and foreign income taxes).....	15,866,823	21,136,653
7.1 Current federal and foreign income taxes (including \$.....(476,239) on realized capital gains (losses)).....	21,687,340	10,945,536
7.2 Net deferred tax liability.....		
8. Borrowed money \$.....800,000,000 and interest thereon \$.....1,635,007.....	801,635,007	801,506,778
9. Unearned premiums (after deducting unearned premiums for ceded reinsurance of \$.....19,534,552 and including warranty reserves of \$.....0 and accrued accident and health experience rating refunds including \$.....0 for medical loss ratio rebate per the Public Health Service Act).....	1,754,718,339	1,758,438,220
10. Advance premium.....	34,792,254	25,378,962
11. Dividends declared and unpaid:		
11.1 Stockholders.....	1,295,679	1,462,685
11.2 Policyholders.....	3,000,000	1,200,000
12. Ceded reinsurance premiums payable (net of ceding commissions).....	2,978,529	6,089,515
13. Funds held by company under reinsurance treaties.....	497	
14. Amounts withheld or retained by company for account of others.....	4,659,782	4,547,404
15. Remittances and items not allocated.....	2,636,572	2,517,776
16. Provision for reinsurance (including \$.....0 certified).....	105,199	248,022
17. Net adjustments in assets and liabilities due to foreign exchange rates.....		
18. Drafts outstanding.....		
19. Payable to parent, subsidiaries and affiliates.....	40,380,301	32,192,478
20. Derivatives.....	361,452	196,392
21. Payable for securities.....	204,846,641	4,363,978
22. Payable for securities lending.....	209,733,485	236,115,521
23. Liability for amounts held under uninsured plans.....		
24. Capital notes \$.....0 and interest thereon \$.....0.....		
25. Aggregate write-ins for liabilities.....	3,261,827	4,049,857
26. Total liabilities excluding protected cell liabilities (Lines 1 through 25).....	4,693,851,148	4,520,344,648
27. Protected cell liabilities.....		
28. Total liabilities (Lines 26 and 27).....	4,693,851,148	4,520,344,648
29. Aggregate write-ins for special surplus funds.....	0	0
30. Common capital stock.....	3,000,000	3,000,000
31. Preferred capital stock.....	315,000,000	315,000,000
32. Aggregate write-ins for other than special surplus funds.....	0	0
33. Surplus notes.....		
34. Gross paid in and contributed surplus.....	1,101,058,128	1,101,058,128
35. Unassigned funds (surplus).....	999,938,997	902,983,792
36. Less treasury stock, at cost:		
36.10.000 shares common (value included in Line 30 \$.....0).....		
36.20.000 shares preferred (value included in Line 31 \$.....0).....		
37. Surplus as regards policyholders (Lines 29 to 35, less 36).....	2,418,997,125	2,322,041,920
38. Totals (Page 2, Line 28, Col. 3).....	7,112,848,273	6,842,386,568

DETAILS OF WRITE-INS

2501. Cash collateral received on derivatives.....	3,261,574	4,041,574
2502. Miscellaneous.....	253	8,283
2503.		
2598. Summary of remaining write-ins for Line 25 from overflow page.....	0	0
2599. Totals (Lines 2501 thru 2503 plus 2598) (Line 25 above).....	3,261,827	4,049,857
2901.		
2902.		
2903.		
2998. Summary of remaining write-ins for Line 29 from overflow page.....	0	0
2999. Totals (Lines 2901 thru 2903 plus 2998) (Line 29 above).....	0	0
3201.		
3202.		
3203.		
3298. Summary of remaining write-ins for Line 32 from overflow page.....	0	0
3299. Totals (Lines 3201 thru 3203 plus 3298) (Line 32 above).....	0	0

Statement for March 31, 2019 of the **Metropolitan Property and Casualty Insurance Company**
STATEMENT OF INCOME

	1 Current Year to Date	2 Prior Year to Date	3 Prior Year Ended December 31
UNDERWRITING INCOME			
1. Premiums earned:			
1.1 Direct..... (written \$....385,358,899).....	375,191,397	359,642,515	1,477,110,978
1.2 Assumed..... (written \$....547,334,150).....	561,979,207	552,332,443	2,256,714,968
1.3 Ceded..... (written \$....16,676,608).....	17,434,447	17,382,402	72,493,729
1.4 Net..... (written \$....916,016,441).....	919,736,157	894,592,556	3,661,332,217
DEDUCTIONS:			
2. Losses incurred (current accident year \$....497,118,457):			
2.1 Direct.....	197,159,434	230,224,936	849,506,716
2.2 Assumed.....	308,196,923	299,316,014	1,309,710,054
2.3 Ceded.....	5,960,644	17,241,824	37,867,834
2.4 Net.....	499,395,713	512,299,126	2,121,348,936
3. Loss adjustment expenses incurred.....	94,403,294	77,509,597	332,995,761
4. Other underwriting expenses incurred.....	249,501,954	230,212,672	983,969,993
5. Aggregate write-ins for underwriting deductions.....	0	0	0
6. Total underwriting deductions (Lines 2 through 5).....	843,300,961	820,021,395	3,438,314,690
7. Net income of protected cells.....			
8. Net underwriting gain (loss) (Line 1 minus Line 6 + Line 7).....	76,435,196	74,571,161	223,017,527
INVESTMENT INCOME			
9. Net investment income earned.....	27,090,659	37,279,923	190,724,703
10. Net realized capital gains (losses) less capital gains tax of \$....(476,239).....	(1,937,430)	(1,874,549)	(8,562,165)
11. Net investment gain (loss) (Lines 9 + 10).....	25,153,229	35,405,374	182,162,538
OTHER INCOME			
12. Net gain or (loss) from agents' or premium balances charged off (amount recovered \$....119,547 amount charged off \$....3,414,896).....	(3,295,349)	(2,397,977)	(11,066,812)
13. Finance and service charges not included in premiums.....	787,607	844,783	3,199,878
14. Aggregate write-ins for miscellaneous income.....	(2,771,868)	(3,584,315)	(10,097,335)
15. Total other income (Lines 12 through 14).....	(5,279,610)	(5,137,509)	(17,964,269)
16. Net income before dividends to policyholders, after capital gains tax and before all other federal and foreign income taxes (Lines 8 + 11 + 15).....	96,308,815	104,839,026	387,215,796
17. Dividends to policyholders.....	1,800,000	(183,261)	718,706
18. Net income, after dividends to policyholders, after capital gains tax and before all other federal and foreign income taxes (Line 16 minus Line 17).....	94,508,815	105,022,287	386,497,090
19. Federal and foreign income taxes incurred.....	11,218,043	9,817,528	45,945,223
20. Net income (Line 18 minus Line 19) (to Line 22).....	83,290,772	95,204,759	340,551,867
CAPITAL AND SURPLUS ACCOUNT			
21. Surplus as regards policyholders, December 31 prior year.....	2,322,041,920	2,265,527,251	2,265,527,251
22. Net income (from Line 20).....	83,290,772	95,204,759	340,551,867
23. Net transfers (to) from Protected Cell accounts.....			
24. Change in net unrealized capital gains or (losses) less capital gains tax of \$....6,946,690.....	29,879,972	4,776,083	(25,761,164)
25. Change in net unrealized foreign exchange capital gain (loss).....	(196,864)	(183,664)	226,078
26. Change in net deferred income tax.....	(3,329,569)	(7,371,014)	(14,774,227)
27. Change in nonadmitted assets.....	(10,073,565)	(8,230,578)	(1,192,295)
28. Change in provision for reinsurance.....	142,823		28,141
29. Change in surplus notes.....			
30. Surplus (contributed to) withdrawn from protected cells.....			
31. Cumulative effect of changes in accounting principles.....			
32. Capital changes:			
32.1 Paid in.....			
32.2 Transferred from surplus (Stock Dividend).....			
32.3 Transferred to surplus.....			
33. Surplus adjustments:			
33.1 Paid in.....			
33.2 Transferred to capital (Stock Dividend).....			
33.3 Transferred from capital.....			
34. Net remittances from or (to) Home Office.....			
35. Dividends to stockholders.....	(2,758,364)	(1,919,059)	(242,563,731)
36. Change in treasury stock.....			
37. Aggregate write-ins for gains and losses in surplus.....	0	0	0
38. Change in surplus as regards policyholders (Lines 22 through 37).....	96,955,205	82,276,527	56,514,669
39. Surplus as regards policyholders, as of statement date (Lines 21 plus 38).....	2,418,997,125	2,347,803,778	2,322,041,920
DETAILS OF WRITE-INS			
0501.			
0502.			
0503.			
0598. Summary of remaining write-ins for Line 5 from overflow page.....	0	0	0
0599. Totals (Lines 0501 thru 0503 plus 0598) (Line 5 above).....	0	0	0
1401. Change in value of company-owned life insurance.....	2,266,150	1,920,448	8,755,553
1402. North Carolina clean risk subsidy.....	1,242,501		5,082,885
1403. Miscellaneous.....	(3,982)	(168,398)	(154,180)
1498. Summary of remaining write-ins for Line 14 from overflow page.....	(6,276,537)	(5,336,365)	(23,781,593)
1499. Totals (Lines 1401 thru 1403 plus 1498) (Line 14 above).....	(2,771,868)	(3,584,315)	(10,097,335)
3701.			
3702.			
3703.			
3798. Summary of remaining write-ins for Line 37 from overflow page.....	0	0	0
3799. Totals (Lines 3701 thru 3703 plus 3798) (Line 37 above).....	0	0	0

Statement for March 31, 2019 of the **Metropolitan Property and Casualty Insurance Company**
CASH FLOW

	1 Current Year to Date	2 Prior Year To Date	3 Prior Year Ended December 31
CASH FROM OPERATIONS			
1. Premiums collected net of reinsurance.....	874,049,312	873,342,675	3,610,381,101
2. Net investment income.....	29,647,552	34,446,388	183,760,601
3. Miscellaneous income.....	(5,279,610)	(5,137,509)	(17,964,269)
4. Total (Lines 1 through 3).....	898,417,254	902,651,554	3,776,177,433
5. Benefit and loss related payments.....	499,276,163	523,658,136	2,130,825,470
6. Net transfers to Separate Accounts, Segregated Accounts and Protected Cell Accounts.....			
7. Commissions, expenses paid and aggregate write-ins for deductions.....	358,556,091	333,550,226	1,300,596,678
8. Dividends paid to policyholders.....		216,739	218,706
9. Federal and foreign income taxes paid (recovered) net of \$.....0 tax on capital gains (losses).....		4,300,000	42,945,659
10. Total (Lines 5 through 9).....	857,832,254	861,725,101	3,474,586,513
11. Net cash from operations (Line 4 minus Line 10).....	40,585,000	40,926,453	301,590,920
CASH FROM INVESTMENTS			
12. Proceeds from investments sold, matured or repaid:			
12.1 Bonds.....	677,690,723	292,133,833	1,563,331,386
12.2 Stocks.....	1,217,644	12,305	1,169,783
12.3 Mortgage loans.....	869,927	155,735	866,063
12.4 Real estate.....			17,511,110
12.5 Other invested assets.....	28,176,875	2,282,862	35,119,882
12.6 Net gains or (losses) on cash, cash equivalents and short-term investments.....	1,235	(10,224)	(21,539)
12.7 Miscellaneous proceeds.....	200,661,842	7,188,080	12,274
12.8 Total investment proceeds (Lines 12.1 to 12.7).....	908,618,246	301,762,591	1,617,988,959
13. Cost of investments acquired (long-term only):			
13.1 Bonds.....	689,304,698	843,316,170	1,826,644,878
13.2 Stocks.....	793,050	20,000,000	60,049,107
13.3 Mortgage loans.....	16,620,180	85,738,385	253,146,060
13.4 Real estate.....		2,693	20,322
13.5 Other invested assets.....	12,985,281	11,345,196	118,624,349
13.6 Miscellaneous applications.....	205,737,565	105,860	57,414,135
13.7 Total investments acquired (Lines 13.1 to 13.6).....	925,440,774	960,508,304	2,315,898,850
14. Net increase or (decrease) in contract loans and premium notes.....			
15. Net cash from investments (Line 12.8 minus Line 13.7 and Line 14).....	(16,822,528)	(658,745,713)	(697,909,891)
CASH FROM FINANCING AND MISCELLANEOUS SOURCES			
16. Cash provided (applied):			
16.1 Surplus notes, capital notes.....			
16.2 Capital and paid in surplus, less treasury stock.....			
16.3 Borrowed funds.....		500,000,000	500,000,000
16.4 Net deposits on deposit-type contracts and other insurance liabilities.....			
16.5 Dividends to stockholders.....	2,925,370	1,648,238	241,925,165
16.6 Other cash provided (applied).....	(14,299,905)	214,113,797	172,529,218
17. Net cash from financing and miscellaneous sources (Lines 16.1 through 16.4 minus Line 16.5 plus Line 16.6).....	(17,225,275)	712,465,559	430,604,053
RECONCILIATION OF CASH, CASH EQUIVALENTS AND SHORT-TERM INVESTMENTS			
18. Net change in cash, cash equivalents and short-term investments (Line 11 plus Line 15 plus Line 17).....	6,537,197	94,646,299	34,285,082
19. Cash, cash equivalents and short-term investments:			
19.1 Beginning of year.....	(39,077,917)	(73,362,999)	(73,362,999)
19.2 End of period (Line 18 plus Line 19.1).....	(32,540,720)	21,283,300	(39,077,917)
Note: Supplemental disclosures of cash flow information for non-cash transactions:			
20.0001 Security exchanges.....	613,742,017	17,878,535	73,629,487
20.0002 Hyatt Legal Services - premium.....	39,612,887	28,201,157	26,664,430
20.0003 Net change in value of obligations under structured settlements.....	12,837,686		11,142,463
20.0004 Net change in value of ownership in annuity contracts under structured settlements.....	12,837,686		11,142,463
20.0005 Hyatt Legal Services - professional services provided.....	5,441,072	4,000,202	18,095,583
20.0006 Hyatt Legal Services - losses.....	3,223,929	2,079,591	9,196,628
20.0007 Joint venture distribution paid in the form of common stocks.....	1,998		
20.0008 Transfer of real estate to other invested assets.....			8,671,252
20.0009 Joint venture distribution paid in the form of common stocks.....			17,789
20.0010 Offset of non-cash stock distribution.....		12,655	

NOTES TO THE FINANCIAL STATEMENTS**1. Summary of Significant Accounting Policies and Going Concern****A. Accounting Practices**

The accompanying financial statements of Metropolitan Property and Casualty Insurance Company (the “Company” or “MPC”) have been prepared on the basis of accounting standards prescribed or permitted (“RI SAP”) by the State of Rhode Island (“RI”) Department of Business Regulation, Insurance Division (the “Department” or “RIDBR”).

The Department recognizes only the statutory accounting practices prescribed or permitted by Rhode Island in determining and reporting the financial condition and results of operations of an insurance company, in determining its solvency under the Rhode Island Insurance Law. In 2001, the National Association of Insurance Commissioners’ (“NAIC”) *Accounting Practices and Procedures Manual* (“NAIC SAP”) was adopted as the basis of RI SAP.

Rhode Island has not adopted any prescribed accounting practices that differ from those found in NAIC SAP. A reconciliation of the Company’s net income and capital and surplus between RI SAP and NAIC SAP is as follows:

	SSAP Number ⁽¹⁾	Financial Statement Page	Financial Statement Line Number	For the Three Months Ended March 31, 2019	For the Year Ended December 31, 2018
Net income, RI SAP				\$ 83,290,772	\$ 340,551,867
State prescribed practices: NONE				—	—
State permitted practices: NONE				—	—
Net income, NAIC SAP				<u>\$ 83,290,772</u>	<u>\$ 340,551,867</u>
				March 31, 2019	December 31, 2018
Statutory capital and surplus, RI SAP				\$ 2,418,997,125	\$ 2,322,041,920
State prescribed practices: NONE				—	—
State permitted practices: NONE				—	—
Statutory capital and surplus, NAIC SAP				<u>\$ 2,418,997,125</u>	<u>\$ 2,322,041,920</u>

⁽¹⁾ Statement of Statutory Accounting Principles (“SSAP”)

B. No significant change.**C. Accounting Policy**

(1) No significant change.

(2) The Company did not sell and reacquire any Securities Valuation Office-Identified investments.

(3-5) No significant change.

(6) Mortgage-backed bonds, included in bonds, are generally stated at amortized cost using the scientific method unless they have a NAIC rating designation of 3, 4, 5, or 6, which are stated at the lower of amortized cost or fair value. Amortization of the discount or premium from the purchase of these securities considers the estimated timing and amount of prepayments of the underlying mortgage loans. Actual prepayment experience is periodically reviewed and effective yields are recalculated when differences arise between the prepayments originally anticipated and the actual prepayments received and currently anticipated. For credit-sensitive mortgage-backed and asset-backed bonds and certain prepayment-sensitive bonds (e.g., interest-only securities), the effective yield is recalculated on a prospective basis. For all other mortgage-backed and asset-backed bonds, the effective yield is recalculated on a retrospective basis.

For certain residential mortgage-backed securities (“RMBS”) and commercial mortgage-backed securities (“CMBS”), both an initial and final NAIC designation is determined on a security-by-security basis based on a range of values published by the NAIC. The initial designation is used to determine the carrying value of the RMBS or CMBS. RMBS and CMBS with initial designations of 1 or 2 are stated at amortized cost, while RMBS and CMBS with initial designations of 3, 4, 5 or 6 are stated at the lower of amortized cost or fair value. The final designation calculation compares this carrying value with a range of values, resulting in a final NAIC designation reported herein, which is used for all other accounting and reporting purposes.

(7-15) No significant change.

D. Going Concern

Management does not have any substantial doubt about the Company’s ability to continue as a going concern.

2. Accounting Changes and Corrections of Errors

No significant change.

3. Business Combinations and Goodwill

No significant change.

NOTES TO THE FINANCIAL STATEMENTS**4. Discontinued Operations**

No significant change.

5. Investments**A. Mortgage Loans, including Mezzanine Real Estate Loans**

- (1) The maximum and minimum interest rates for mortgage loans funded or acquired during the three months ended March 31, 2019 were:

	<u>Maximum</u>	<u>Minimum</u>
Farm loans	5.35%	4.03%
Commercial loans	4.29%	4.29%

- (2) Generally, the Company, as the lender, only loans up to 75% of the purchase price of the underlying real estate. From time to time, the Company may originate loans in excess of 75% of the purchase price of the underlying real estate, if underwriting risk is sufficiently within Company standards.

The maximum percentage of any one loan to the value of the underlying real estate at the time of the origination and originated during the period covering the three months ended March 31, 2019 was: 65.5%

- (3-9) No significant change.

B-C. No significant change.**D. Loan-backed Securities**

- (1) Prepayment assumptions were obtained from published broker dealer values and internal estimates.
- (2) a. The Company did not recognize any OTTI on the basis of the intent to sell during the three months ended March 31, 2019.
- b. The Company did not recognize any OTTI on the basis of the inability or lack of intent to retain the investment in the security for a period of time sufficient to recover the amortized cost basis during the three months ended March 31, 2019.
- (3) As of March 31, 2019, the Company has not recognized any OTTI on its loan-backed securities based on cash flow analysis.
- (4) At March 31, 2019, the estimated fair value and gross unrealized losses for loan-backed securities, aggregated by length of time the securities have been in a continuous loss position were as follows:
- | | | |
|---|----|-------------|
| a. The aggregate amount of unrealized losses: | | |
| 1. Less than 12 Months | \$ | 2,800,931 |
| 2. 12 Months or Longer | \$ | 879,545 |
| b. The aggregate related fair value of securities with unrealized losses: | | |
| 1. Less than 12 Months | \$ | 259,240,111 |
| 2. 12 Months or Longer | \$ | 88,834,542 |
- (5) The Company performs a regular evaluation, on a security-by-security basis, of its securities holdings in accordance with its OTTI policy in order to evaluate whether such investments are other than temporarily impaired. Management considers a wide range of factors about the security issuer and uses its best judgment in evaluating the cause of the decline in the estimated fair value of the security and in assessing the prospects for near-term recovery. Factors considered include fundamentals of the industry and geographic area in which the security issuer operates, as well as overall macroeconomic conditions. Projected future cash flows are estimated using assumptions derived from management's best estimates of likely scenario-based outcomes after giving consideration to a variety of variables that include, but are not limited to: (i) general payment terms of the security; (ii) the likelihood that the issuer can service the scheduled interest and principal payments; (iii) the quality and amount of any credit enhancements; (iv) the security's position within the capital structure of the issuer; (v) possible corporate restructurings or asset sales by the issuer; and (vi) changes to the rating of the security or the issuer by rating agencies. Additional considerations are made when assessing the unique features that apply to certain loan-backed securities including, but are not limited to: (i) the quality of underlying collateral; (ii) expected prepayment speeds; (iii) current and forecasted loss severity; (iv) consideration of the payment terms of the underlying assets backing the security; and (v) the payment priority within the tranche structure of the security. For loan-backed securities in an unrealized loss position as summarized in the immediately preceding table, the Company does not have the intent to sell the securities, believes it has the intent and ability to retain the security for a period of time sufficient to recover the carrying value of the security and based on the cash flow modeling and other considerations as described above, believes these securities are not other than temporarily impaired.

NOTES TO THE FINANCIAL STATEMENTS

E. Dollar Repurchase Agreements and/or Securities Lending Transactions

(1-2) No significant change.

(3) Collateral received

The Company participates in a securities lending program as discussed in Note 17.

a. The aggregate amount of collateral received as of March 31, 2019, was as follows:

1.	<u>Securities Lending</u>	<u>Fair Value</u>
	Open ⁽¹⁾	\$ —
	30 days or less	175,267,075
	31 to 60 days	20,225,000
	61 to 90 days	12,875,000
	Greater than 90 days	1,030,000
	Sub-Total	<u>\$ 209,397,075</u>
	Securities Received	1,160,447
	Total Collateral Received	<u><u>\$ 210,557,522</u></u>

⁽¹⁾ The related loaned security could be returned to the Company on the next business day requiring the Company to immediately return the cash collateral.

2. The Company did not have any cash collateral received from dollar repurchase agreements.

b. As of March 31, 2019, the Company did not have collateral that was sold or repledged.

c. As the Company did not have collateral that was sold or repledged, as of March 31, 2019, there is no associated information about the sources and uses of that collateral.

(4) No significant change.

(5) Collateral Reinvestment

a. The aggregate amount of cash collateral reinvested as of March 31, 2019, was as follows:

1.	<u>Securities Lending</u>	<u>Amortized Cost</u>	<u>Fair Value</u>
	Open	\$ —	\$ —
	30 days or less	19,774,772	19,775,618
	31 to 60 days	—	—
	61 to 90 days	1,578,947	1,579,164
	91 to 120 days	—	—
	121 to 180 days	—	—
	181 to 365 days	—	—
	1 to 2 years	4,999,999	5,011,390
	2 to 3 years	9,000,000	8,787,112
	Greater than 3 years	173,865,391	174,031,396
	Sub-Total	<u>\$ 209,219,109</u>	<u>\$ 209,184,680</u>
	Securities received	1,160,447	1,160,447
	Total collateral reinvested*	<u><u>\$ 210,379,556</u></u>	<u><u>\$ 210,345,127</u></u>
	*Additional collateral reinvested		
	Common Stocks	\$ —	\$ —
	Preferred Stocks	—	—
	Mortgage Loans	—	—
	Derivatives	—	—
	Cash	82,335	82,335
	Payables, receivables and all other, net	562,421	562,421
	Total other	<u><u>\$ 644,756</u></u>	<u><u>\$ 644,756</u></u>
	Grand total reinvestment portfolio and security collateral	<u><u>\$ 211,024,312</u></u>	<u><u>\$ 210,989,883</u></u>

2. The Company did not have any cash collateral reinvested from dollar repurchase agreements.

b. The reinvestment portfolio acquired with cash collateral consisted principally of high quality, liquid, publicly-traded long term bonds, short term investments, cash equivalents, or held in cash. If the securities on loan or the reinvestment portfolio become less liquid, the Company has the liquidity resources of most of its general account available to meet any potential cash demands when securities are returned to the Company.

(6-7) No significant change.

NOTES TO THE FINANCIAL STATEMENTS

F. Repurchase Agreements Transactions Accounted for as Secured Borrowing

The Company did not have any repurchase agreement transactions accounted for as secured borrowings as of March 31, 2019.

G. Reverse Repurchase Agreements Transactions Accounted for as Secured Borrowing

The Company did not have any reverse repurchase agreement transactions accounted for as secured borrowings as of March 31, 2019.

H. Repurchase Agreements Transactions Accounted for as a Sale

The Company did not have any repurchase agreement transactions accounted for as a sale as of March 31, 2019.

I. Reverse Repurchase Agreements Transactions Accounted for as a Sale

The Company did not have any reverse repurchase agreement transactions accounted for as a sale as of March 31, 2019.

J. Real Estate

No significant change.

K. Investments in Low-Income Housing Tax Credits ("LIHTC")

No significant change.

NOTES TO THE FINANCIAL STATEMENTS

L. Restricted Assets

(1) Restricted Assets (Including Pledged)

Information on the Company's investment in restricted assets as of March 31, was as follows:

Restricted Asset Category	Gross (Admitted and Nonadmitted) Restricted									Percentage	
	2019									10	11
	1	2	3	4	5	6	7	8	9		
Total General Account	General Account Supporting Separate Account Activity (a)	Total Separate Account Restricted Assets	Separate Account Assets Supporting General Account Activity (b)	2019 Total (1 plus 3)	December 31, 2018	Increase/ (Decrease) (5 minus 6)	Total Non Admitted Restricted	Total Admitted Restricted (5 minus 8)	Gross (Admitted and Non Admitted) Restricted to Total Assets (c)	Admitted Restricted to Total Admitted Assets (d)	
a. Subject to contractual obligation for which liability is not shown	\$ —	\$ —	\$ —	\$ —	\$ —	\$ —	\$ —	\$ —	\$ —	0.00%	0.00%
b. Collateral held under security lending agreements	205,226,831	—	—	—	205,226,831	232,677,974	(27,451,143)	—	205,226,831	2.84	2.89
c. Subject to repurchase agreements	—	—	—	—	—	—	—	—	—	0.00	0.00
d. Subject to reverse repurchase agreements	—	—	—	—	—	—	—	—	—	0.00	0.00
e. Subject to dollar repurchase agreements	—	—	—	—	—	—	—	—	—	0.00	0.00
f. Subject to dollar reverse repurchase agreements	—	—	—	—	—	—	—	—	—	0.00	0.00
g. Placed under option contracts	—	—	—	—	—	—	—	—	—	0.00	0.00
h. Letter stock or securities restricted as to sale - excluding Federal Home Loan Bank ("FHLB") capital stock	—	—	—	—	—	—	—	—	—	0.00	0.00
i. FHLB capital stock	32,607,000	—	—	—	32,607,000	33,062,200	(455,200)	—	32,607,000	0.45	0.46
j. On deposit with states	4,777,323	—	—	—	4,777,323	4,783,875	(6,552)	—	4,777,323	0.07	0.07
k. On deposit with other regulatory bodies	—	—	—	—	—	—	—	—	—	0.00	0.00
l. Pledged collateral to FHLB (including assets backing funding agreements)	1,093,302,195	—	—	—	1,093,302,195	1,138,700,894	(45,398,699)	—	1,093,302,195	15.15	15.37
m. Pledged as collateral not captured in other categories	1,250,922	—	—	—	1,250,922	—	1,250,922	—	1,250,922	0.02	0.02
n. Other restricted assets	—	—	—	—	—	—	—	—	—	0.00	0.00
o. Total restricted assets	<u>\$1,337,164,271</u>	<u>\$ —</u>	<u>\$ —</u>	<u>\$ —</u>	<u>\$1,337,164,271</u>	<u>\$1,409,224,943</u>	<u>\$ (72,060,672)</u>	<u>\$ —</u>	<u>\$1,337,164,271</u>	<u>18.53%</u>	<u>18.80%</u>

(a) Subset of column 1.

(b) Subset of column 3.

(c) Column 5 divided by Asset Page. column 1, line 28

(d) Column 9 divided by Asset Page. column 3, line 28

(2) Details on the Company's assets pledged as collateral, not captured in other categories, as of March 31, were as follows:

Collateral Agreement	Gross Restricted							Percentage		
	2019							(9)	(10)	
	(1)	(2)	(3)	(4)	(5)	(6)	(7)			(8)
Total G/A	G/A Supporting Protected Cell Account Activity (a)	Total Protected Cell Account Restricted Assets	Protected Cell Account Assets Supporting G/A Activity (b)	2019 Total (1 plus 3)	2018 Total	Increase/ (Decrease) (5 minus 6)	Total Current Year Admitted Restricted	Gross Restricted to Total Assets	Admitted Restricted to Total Admitted Assets	
Derivative OTC Bilateral - Securities Pledged	\$ 1,250,922	\$ —	\$ —	\$ —	1,250,922	\$ —	\$ 1,250,922	\$ 1,250,922	0.02%	0.02%
Total	<u>\$ 1,250,922</u>	<u>\$ —</u>	<u>\$ —</u>	<u>\$ —</u>	<u>\$ 1,250,922</u>	<u>\$ —</u>	<u>\$ 1,250,922</u>	<u>\$ 1,250,922</u>	<u>0.02%</u>	<u>0.02%</u>

(a) Subset of column 1.

(b) Subset of column 3.

(3) No significant change.

NOTES TO THE FINANCIAL STATEMENTS

(4) The Company's collateral received and reflected as assets at March 31, 2019, were as follows:

Collateral Assets	Book/Adjusted Carrying Value ("BACV")	Fair Value	% of BACV to Total Assets (Admitted and Nonadmitted)*	% of BACV to Total Admitted Assets**
Cash, Cash Equivalents and Short-Term Investments	\$ 24,697,628	\$ 24,698,690	0.3%	0.3%
Schedule D, Part 1	187,865,391	187,829,898	2.6	2.6
Schedule D, Part 2, Section 1	—	—	—	—
Schedule D, Part 2, Section 2	—	—	—	—
Schedule B	—	—	—	—
Schedule A	—	—	—	—
Schedule BA, Part 1	—	—	—	—
Schedule DL, Part 1	—	—	—	—
Other	562,421	562,421	—	—
Total Collateral Assets	\$ 213,125,440	\$ 213,091,009	2.9%	2.9%

* Column 1 divided by Asset Page, Line 28 (Column 1)

** Column 1 divided by Asset Page, Line 28 (Column 3)

	Amount	% of Liability to Total*
Recognized Obligation to Return Collateral Asset	\$ 212,658,649	4.5%

* Column 1 divided by Liability Page, Line 28 (Column 1)

M. Working Capital Finance Investments

The Company had no working capital finance investments as of March 31, 2019.

N. Offsetting and Netting of Assets and Liabilities

The Company had no assets and liabilities which are offset and reported net in accordance with a valid right to offset.

O. No significant change.

P. 5GI Securities

The Company's 5GI Securities, as of March 31, were as follows:

Investment	Number of 5GI Securities		Aggregate BACV		Aggregate Fair Value	
	March 31, 2019	December 31, 2018	March 31, 2019	December 31, 2018	March 31, 2019	December 31, 2018
Bonds - AC ⁽¹⁾	—	—	\$ —	\$ —	\$ —	\$ —
Bonds - FV ⁽²⁾	—	1	—	5,290,182	—	5,290,182
LB&SS - AC	—	—	—	—	—	—
LB&SS - FV	—	—	—	—	—	—
Preferred Stock - AC	—	—	—	—	—	—
Preferred Stock - FV	—	—	—	—	—	—
Total	—	1	\$ —	\$ 5,290,182	\$ —	\$ 5,290,182

(1) - AC - Amortized Cost

(2) - FV - Fair Value

Q. No significant change.

R. Prepayment Penalty and Acceleration Fees

During the three months ended March 31, 2019, the Company had securities sold, redeemed or otherwise disposed of as a result of a callable feature. The number of securities sold, disposed or otherwise redeemed and the aggregate amount of investment income generated as a result of a prepayment penalty and/or acceleration fees were as follows:

	General Account	Protected Cell
Number of CUSIPs	1	—
Aggregate Amount of Investment Income	\$ 42,513	\$ —

6. Joint Ventures, Partnerships and Limited Liability Companies

No significant change.

NOTES TO THE FINANCIAL STATEMENTS**7. Investment Income**

A. Due and accrued income is excluded from surplus on the following bases:

All investment income due and accrued with amounts over 90 days past due are nonadmitted with the exception of mortgage loan investment income which is nonadmitted after 180 days, or if the underlying loan is in the process of foreclosure.

B. The total amount excluded was \$0 for the three months ended March 31, 2019 and \$25,963 for the year ended December 31, 2018.

8. Derivative Instruments

As of March 31, 2019, there were no significant changes in the Company's derivative policy or investments other than those described below.

Credit Risk

The Company enters into various collateral arrangements, which may require both the pledging and accepting of collateral in connection with its derivatives.

The table below summarizes the collateral pledged by the Company in connection with its over-the-counter ("OTC") derivatives at:

	Securities ⁽¹⁾	
	March 31, 2019	December 31, 2018
Variation Margin:		
OTC-bilateral	\$ 1,250,922	\$ —

⁽¹⁾ Securities pledged as collateral are reported in Bonds. Subject to certain constraints, the counterparties are permitted by contract to sell or repledge this collateral.

The table below summarizes the collateral received by the Company in connection with its OTC derivatives at:

	Cash ⁽¹⁾		Securities ⁽²⁾		Total	
	March 31, 2019	December 31, 2018	March 31, 2019	December 31, 2018	March 31, 2019	December 31, 2018
Variation Margin:						
OTC-bilateral	\$ 3,261,574	\$ 4,041,574	\$ 223,449	\$ 214,698	\$ 3,485,023	\$ 4,256,272

⁽¹⁾ Cash collateral received is reported in cash, cash equivalents and short-term investments and the obligation to return the collateral is reported in aggregate write-ins for liabilities as cash collateral received on derivatives.

⁽²⁾ Securities collateral received is held in separate custodial accounts and is not reflected in the financial statements. These amounts are also reported in Note 16 because the securities are held off-balance sheet.

9. Income Taxes

A. The components of net deferred tax assets ("DTA") and deferred tax liabilities ("DTL") consisted of the following:

	March 31, 2019		
	Ordinary	Capital	Total
Gross DTA	\$ 116,901,534	\$ —	\$ 116,901,534
Statutory valuation allowance adjustments	—	—	—
Adjusted gross DTA	116,901,534	—	116,901,534
DTA nonadmitted	—	—	—
Subtotal net admitted DTA	116,901,534	—	116,901,534
DTL	(32,282,433)	(130,747)	(32,413,180)
Net admitted DTA/(Net DTL)	\$ 84,619,101	\$ (130,747)	\$ 84,488,354

	December 31, 2018		
	Ordinary	Capital	Total
Gross DTA	\$ 122,147,828	\$ —	\$ 122,147,828
Statutory valuation allowance adjustments	—	—	—
Adjusted gross DTA	122,147,828	—	122,147,828
DTA nonadmitted	—	—	—
Subtotal net admitted DTA	122,147,828	—	122,147,828
DTL	(27,252,468)	(130,747)	(27,383,215)
Net admitted DTA/(Net DTL)	\$ 94,895,360	\$ (130,747)	\$ 94,764,613

NOTES TO THE FINANCIAL STATEMENTS

	Change		
	Ordinary	Capital	Total
Gross DTA	\$ (5,246,294)	\$ —	\$ (5,246,294)
Statutory valuation allowance adjustments	—	—	—
Adjusted gross DTA	(5,246,294)	—	(5,246,294)
DTA nonadmitted	—	—	—
Subtotal net admitted DTA	(5,246,294)	—	(5,246,294)
DTL	(5,029,965)	—	(5,029,965)
Net admitted DTA/(Net DTL)	<u>\$ (10,276,259)</u>	<u>\$ —</u>	<u>\$ (10,276,259)</u>

Admission calculation components - SSAP No. 101 *Income Taxes*, (“SSAP 101”):

	March 31, 2019		
	Ordinary	Capital	Total
Federal income taxes paid in prior years recoverable through loss carrybacks	\$ 4,100,000	\$ —	\$ 4,100,000
Adjusted gross DTA expected to be realized (excluding the amount of DTA from above) after application of the threshold limitation (the lesser of 1 and 2 below)	111,116,116	—	111,116,116
1. Adjusted gross DTA expected to be realized following the balance sheet date	111,116,116	—	111,116,116
2. Adjusted gross DTA allowed per limitation threshold	XXX	XXX	351,349,271
Adjusted gross DTA (excluding the amount of DTA from above) offset by gross DTL	1,685,418	—	1,685,418
DTA admitted as the result of application of SSAP 101 total	<u>\$ 116,901,534</u>	<u>\$ —</u>	<u>\$ 116,901,534</u>

	December 31, 2018		
	Ordinary	Capital	Total
Federal income taxes paid in prior years recoverable through loss carrybacks	\$ 849,000	\$ —	\$ 849,000
Adjusted gross DTA expected to be realized (excluding the amount of DTA from above) after application of the threshold limitation (the lesser of 1 and 2 below)	118,850,088	—	118,850,088
1. Adjusted gross DTA expected to be realized following the balance sheet date	118,850,088	—	118,850,088
2. Adjusted gross DTA allowed per limitation threshold	XXX	XXX	335,059,853
Adjusted gross DTA (excluding the amount of DTA from above) offset by gross DTL	2,448,740	—	2,448,740
DTA admitted as the result of application of SSAP 101 total	<u>\$ 122,147,828</u>	<u>\$ —</u>	<u>\$ 122,147,828</u>

	Change		
	Ordinary	Capital	Total
Federal income taxes paid in prior years recoverable through loss carrybacks	\$ 3,251,000	\$ —	\$ 3,251,000
Adjusted gross DTA expected to be realized (excluding the amount of DTA from above) after application of the threshold limitation (the lesser of 1 and 2 below)	(7,733,972)	—	(7,733,972)
1. Adjusted gross DTA expected to be realized following the balance sheet date	(7,733,972)	—	(7,733,972)
2. Adjusted gross DTA allowed per limitation threshold	XXX	XXX	16,289,418
Adjusted gross DTA (excluding the amount of DTA from above) offset by gross DTL	(763,322)	—	(763,322)
DTA admitted as the result of application of SSAP 101 total	<u>\$ (5,246,294)</u>	<u>\$ —</u>	<u>\$ (5,246,294)</u>

	2019	2018
RBC percentage used to determine recovery period and threshold limitation amount	954%	910%
Amount of total adjusted capital used to determine recovery period and threshold limitation	\$ 2,334,508,771	\$ 2,227,277,307

Management believes the Company will be able to utilize the DTA in the future without any tax planning strategies.

Do the Company’s tax planning strategies include the use of reinsurance? No

NOTES TO THE FINANCIAL STATEMENTS

B. No significant change.

C. Current income taxes incurred consisted of the following major components:

	<u>March 31, 2019</u>	<u>December 31, 2018</u>
Current Income Tax:		
Federal	\$ 11,218,043	\$ 45,945,223
Foreign	—	—
Subtotal	11,218,043	45,945,223
Federal income tax on net capital gains (losses)	(476,239)	(2,128,253)
Utilization of capital loss carryforwards	—	—
Other	—	—
Federal and foreign income taxes incurred	<u>\$ 10,741,804</u>	<u>\$ 43,816,970</u>

The changes in the main components of deferred income tax amounts were as follows:

DTA:	<u>March 31, 2019</u>	<u>December 31, 2018</u>	<u>Change</u>
Ordinary:			
Discounting of unpaid losses	\$ —	\$ —	\$ —
Unearned premium reserve	—	—	—
Policyholder reserves	84,201,568	84,074,161	127,407
Investments	—	1,305,076	(1,305,076)
Deferred acquisition costs	—	—	—
Policyholder dividends accrual	—	—	—
Fixed assets	—	—	—
Compensation and benefits accrual	—	—	—
Pension accrual	—	—	—
Receivables - nonadmitted	—	—	—
Net operating loss carryforward	—	—	—
Tax credit carryforwards	10,954,998	14,780,687	(3,825,689)
Other (including items <5% of total ordinary tax assets)	504,000	2,877,276	(2,373,276)
Nonadmitted assets	21,240,968	19,110,628	2,130,340
Subtotal	116,901,534	122,147,828	(5,246,294)
Statutory valuation allowance adjustment	—	—	—
Nonadmitted	—	—	—
Admitted ordinary DTA	<u>116,901,534</u>	<u>122,147,828</u>	<u>(5,246,294)</u>
Capital:			
Investments	—	—	—
Net capital loss carryforward	—	—	—
Real estate	—	—	—
Other (including items <5% of total capital tax assets)	—	—	—
Subtotal	—	—	—
Statutory valuation allowance adjustment	—	—	—
Nonadmitted	—	—	—
Admitted capital DTA	<u>—</u>	<u>—</u>	<u>—</u>
Admitted DTA	<u>\$ 116,901,534</u>	<u>\$ 122,147,828</u>	<u>\$ (5,246,294)</u>
DTL :			
Ordinary:			
Investments	\$ (4,139,444)	\$ —	\$ (4,139,444)
Fixed assets	(7,985,190)	(7,922,711)	(62,479)
Deferred and uncollected premiums	—	—	—
Policyholder reserves	(19,329,757)	(19,329,757)	—
Other (including items <5% of total ordinary tax liabilities)	(828,042)	—	(828,042)
Subtotal	(32,282,433)	(27,252,468)	(5,029,965)

NOTES TO THE FINANCIAL STATEMENTS

Capital:			
Investments	(130,747)	(130,747)	—
Real estate	—	—	—
Other (including items <5% of total capital tax liabilities)	—	—	—
Subtotal	<u>(130,747)</u>	<u>(130,747)</u>	<u>—</u>
DTL	<u>\$ (32,413,180)</u>	<u>\$ (27,383,215)</u>	<u>\$ (5,029,965)</u>
Net DTA/(DTL)	<u>\$ 84,488,354</u>	<u>\$ 94,764,613</u>	<u>\$ (10,276,259)</u>
		Tax effect of unrealized gains (losses)	6,946,690
		Change in net DTA	<u>\$ (3,329,569)</u>

D-H. No significant change.

I. The Company's recognized amount of Alternative Minimum Tax ("AMT") Credit was as follows:

	<u>March 31, 2019</u>
Gross AMT Credit Recognized as:	
a. Current year recoverable	\$ 3,650,997
b. DTA	\$ 10,952,992
Beginning Balance of AMT Credit Carryforward	\$ 14,778,538
Amounts Recovered	3,650,997
Adjustments	<u>174,549</u>
Ending Balance of AMT Credit Carryforward	10,952,992
Reduction for Sequestration	—
Nonadmitted by Reporting Entity	—
Reporting Entity Ending Balance	<u>\$ 10,952,992</u>

10. Information Concerning Parents, Subsidiaries, Affiliates and Other Related Parties

A-C. No significant change.

D. The Company has receivables and payables with affiliates for services necessary to conduct its business. Receivables expected to be settled within 90 days are admitted. Receivables from affiliates totaled \$41,714,755 and \$30,688,028 at March 31, 2019 and December 31, 2018, respectively, of which \$637,570 and \$646,198 were nonadmitted. Payables to affiliates totaled \$40,380,301 and \$32,192,478 at March 31, 2019 and December 31, 2018, respectively.

E-N. No significant change.

11. Debt

A. Debt

(1-6) During 2018 and 2019, the Company issued short-term advances associated with FHLB of Boston agreements with stated maturity dates in 2019. At March 31, 2019, the Company had \$800,000,000 of short-term debt outstanding, plus accrued interest of \$1,635,007, with issue dates in 2018 and 2019 and stated maturity dates in 2019. Interest is paid monthly between 2.14% and 2.78%. The debt is required to be collateralized by assets in the general account of the Company with a fair value at least equal to the outstanding principal.

(7) At March 31, 2019, securities with a carrying value of \$1,093,302,195 and a fair value of \$1,162,174,649 served as collateral for this borrowing.

(8) Interest paid during 2019 on short-term advances was \$5,150,576.

(9) The Company had no significant debt terms, covenants or any violations of the above debt.

(10) The Company had no sinking fund requirements for each of the 5 years subsequent to March 31, 2019.

(11) None of the debt was considered to be extinguished by in-substance defeasance prior to the effective date of this statement.

(12) The Company had no reverse repurchase agreements.

B. Federal Home Loan Bank Agreements

(1) The Company is a member of the FHLB of Boston. Through its membership, the Company has conducted business activity (borrowings) with the FHLB. It is part of the Company's strategy to utilize these funds as a source of contingent

NOTES TO THE FINANCIAL STATEMENTS

liquidity as well as for spread margin businesses. The Company has determined the actual or estimated maximum borrowing capacity as \$3,556,424,137. The Company calculated this amount in accordance with RI regulatory and or FHLB specific borrowing limits.

(2) FHLB Capital Stock

a. The Company's aggregate total for FHLB capital stock was as follows at:

	March 31, 2019		
	Total	General Account	Separate Account
Membership stock - Class A	\$ —	\$ —	\$ —
Membership stock - Class B	607,000	607,000	—
Activity stock	32,000,000	32,000,000	—
Excess stock	—	—	—
Aggregate total	<u>\$ 32,607,000</u>	<u>\$ 32,607,000</u>	<u>\$ —</u>
Actual or estimated borrowing capacity as determined by the insurer	\$ 3,556,424,137	\$ 3,556,424,137	—

	December 31, 2018		
	Total	General Account	Separate Account
Membership stock - Class A	\$ —	\$ —	\$ —
Membership stock - Class B	1,062,200	1,062,200	—
Activity stock	32,000,000	32,000,000	—
Excess stock	—	—	—
Aggregate total	<u>\$ 33,062,200</u>	<u>\$ 33,062,200</u>	<u>\$ —</u>
Actual or estimated borrowing capacity as determined by the insurer	\$ 3,421,193,284	\$ 3,421,193,284	—

b. The Company's membership stock (Class A and B) eligible for redemption at March 31, 2019 was as follows:

	Total	Not Eligible for Redemption	Less Than 6 Months	6 Months to Less Than 1 Year	1 to Less Than 3 Years	3 to 5 Years
Membership stock						
Class A	\$ —	\$ —	\$ —	\$ —	\$ —	\$ —
Class B	\$ 607,000	\$ 607,000	\$ —	\$ —	\$ —	\$ —

(3) The Company's collateral pledged to FHLB was as follows:

a. Amount pledged as of:

	March 31, 2019		
	Fair Value	Carrying Value	Aggregate Total Borrowing
1. Total collateral pledged - Total General and Separate Accounts	\$ 1,162,174,649	\$ 1,093,302,195	\$ 800,000,000
2. Total collateral pledged - General Account	\$ 1,162,174,649	\$ 1,093,302,195	\$ 800,000,000
3. Total collateral pledged - Separate Account	\$ —	\$ —	\$ —
	December 31, 2018		
4. Total collateral pledged - Total General and Separate Accounts	\$ 1,188,185,814	\$ 1,138,700,894	\$ 800,000,000

NOTES TO THE FINANCIAL STATEMENTS

b. Maximum amount pledged during the reporting period ended:

	March 31, 2019		
	Fair Value	Carrying Value	Amount Borrowed at Time of Maximum Collateral
1. Maximum collateral pledged - Total General and Separate Accounts	\$ 1,192,373,445	\$ 1,121,711,359	\$ 800,000,000
2. Maximum collateral pledged - General Account	\$ 1,192,373,445	\$ 1,121,711,359	\$ 800,000,000
3. Maximum collateral pledged - Separate Account	\$ —	\$ —	\$ —
	December 31, 2018		
4. Maximum collateral pledged - Total General and Separate Accounts	\$ 1,253,364,665	\$ 1,201,165,212	\$ 800,000,000

(4) The Company's borrowing from FHLB was as follows:

a. Amount borrowed as of:

	March 31, 2019			
	Total	General Account	Separate Account	Funding Agreements Reserves Established
Debt	\$ 800,000,000	\$ 800,000,000	—	—
Funding agreements	—	—	—	—
Other	—	—	—	—
Aggregate total	<u>\$ 800,000,000</u>	<u>\$ 800,000,000</u>	<u>\$ —</u>	<u>\$ —</u>
	December 31, 2018			
Debt	\$ 800,000,000	\$ 800,000,000	—	—
Funding agreements	—	—	—	—
Other	—	—	—	—
Aggregate total	<u>\$ 800,000,000</u>	<u>\$ 800,000,000</u>	<u>\$ —</u>	<u>\$ —</u>

b. Maximum amount borrowed during the reporting period ended:

	March 31, 2019		
	Total	General Account	Separate Account
Debt	\$ 800,000,000	\$ 800,000,000	\$ —
Funding agreements	—	—	—
Other	—	—	—
Aggregate total	<u>\$ 800,000,000</u>	<u>\$ 800,000,000</u>	<u>\$ —</u>

c. FHLB - Prepayment Obligations:

	Does the company have prepayment obligations under the following arrangements (yes/no)?
Debt	No
Funding agreements	—
Other	—

12. Retirement Plans, Deferred Compensation, Postemployment Benefits and Compensated Absences and Other Postretirement Benefit Plans

A. Defined Benefit Plan

As of March 31, 2019, the Company did not sponsor a defined benefit plan.

B-I. No significant change.

13. Capital and Surplus, Shareholder's Dividend Restrictions and Quasi Reorganizations

(1-9) No significant change.

NOTES TO THE FINANCIAL STATEMENTS

(10) The portion of unassigned funds (surplus) represented by cumulative unrealized gains (losses) was \$207,476,354 at March 31, 2019.

(11-13) No significant change.

14. Liabilities, Contingencies and Assessments

A-F. No significant change.

G. All Other Contingencies

In *McNabb v MPC*, a Washington jury determined the Company breached its contract and acted in bad faith while adjusting the insureds' homeowner claim. The jury awarded the plaintiffs \$10,500,000, and they are appealing the trial court's reduction of the award by \$1,300,000.

In *Martin v Miner*, MGPC anticipates a bad faith claim arising from MGPC's alleged failure to timely offer the policy limits to the plaintiff in order to settle his claim against MGPC's insured. MGPC will vigorously defend the underlying claim against its insured and any subsequent bad faith claim.

In *Nunzman v MPC*, the Company anticipates a bad faith claim for refusing to defend the insured in a personal injury lawsuit where it was alleged his negligent operation of a motor vehicle caused the accident. The Company will vigorously defend the matter.

Various litigation, claims and assessments against the Company, in addition to those discussed above and those otherwise provided for in the Company's financial statements, have arisen in the course of the Company's business, including, but not limited to, in connection with its activities as an insurer, employer, investor or taxpayer. Further, state insurance regulatory and other federal and state authorities regularly make inquiries and conduct investigations concerning the Company's compliance with applicable insurance and other laws and regulations.

It is not possible to predict the ultimate outcome of all pending investigations and legal proceedings. In some of the matters, large and/or indeterminate amounts, including punitive and treble damages, may be sought. Although, in light of these considerations, it is possible that an adverse outcome in certain cases could have a material effect upon the Company's financial position, based on information currently known by the Company's management, in its opinion, the outcomes of pending investigations and legal proceedings are not likely to have such an effect. However, given the large and/or indeterminate amounts that may be sought in certain of these matters and the inherent unpredictability of litigation, it is possible that an adverse outcome in certain matters could, from time to time, have a material effect on the Company's net income or cash flows in any particular period.

15. Leases

No significant change.

16. Information about Financial Instruments with Off-Balance Sheet Risk and Financial Instruments with Concentrations of Credit Risk

(1) The table below summarizes the notional amount of the Company's financial instruments (derivatives that are designated as effective hedging instruments) with off-balance sheet credit risk at:

	Assets		Liabilities	
	March 31, 2019	December 31, 2018	March 31, 2019	December 31, 2018
Swaps	\$ —	\$ 14,956,590	\$ —	\$ 1,381,682
Futures	—	—	—	—
Options	—	—	—	—
Total	\$ —	\$ 14,956,590	\$ —	\$ 1,381,682

(2) No significant change.

(3) The Company may be exposed to credit-related losses in the event of nonperformance by counterparties to derivatives. Generally, the current credit exposure of the Company's derivatives is limited to the net positive estimated fair value of derivatives at the reporting date after taking into consideration the existence of master netting or similar agreements and any collateral received pursuant to such agreements.

The Company manages its credit risk related to derivatives by entering into transactions with creditworthy counterparties and establishing and monitoring exposure limits. The Company's OTC derivative transactions are governed by International Swaps and Derivatives Association, Inc. ("ISDA") Master Agreements which provide for legally enforceable set-off and close-out netting of exposures to specific counterparties in the event of early termination of a transaction, which includes, but is not limited to, events of default and bankruptcy. In the event of an early termination, the Company is permitted to set-off receivables from the counterparty against payables to the same counterparty arising out of all included transactions. Substantially all of the Company's ISDA Master Agreements also include Credit Support Annex provisions which may require both the pledging and accepting of collateral in connection with its OTC derivatives.

Off-balance sheet credit exposure is the excess of positive estimated fair value over positive book/adjusted carrying value for the Company's highly effective hedges at the reporting date. All collateral received from counterparties to mitigate

NOTES TO THE FINANCIAL STATEMENTS

credit-related losses is deemed worthless for the purpose of calculating the Company's off-balance sheet credit exposure. At March 31, 2019, the Company had no off-balance sheet credit exposure on its OTC derivatives. At December 31, 2018, the Company had \$369,757 off-balance sheet credit exposure on its OTC derivatives.

- (4) At March 31, 2019 and December 31, 2018, the estimated fair value of collateral consisting of various securities received by the Company on its OTC-bilateral derivatives was \$223,449 and \$214,698, respectively, which was held in separate custodial accounts and is not reflected in the financial statements.

17. Sale, Transfer and Servicing of Financial Assets and Extinguishments of Liabilities

A. Transfers of Receivables Reported as Sales

No significant change.

B. Transfer and Servicing of Financial Assets

- (1) The Company participates in a securities lending program whereby securities, which are included in invested assets, are loaned to third parties, primarily brokerage firms and commercial banks. The Company accepts collateral of 102% of the fair value of the loaned securities to be separately maintained as collateral for the loans.

Securities with a cost or amortized cost of \$205,226,831 and an estimated fair value of \$205,468,823 were on loan under the program at March 31, 2019. The Company was liable for cash collateral under its control of \$209,397,075 at March 31, 2019.

Additionally, in order to satisfy the above mentioned collateral requirements, the Company holds security collateral over which it does not have exclusive control. Therefore, the Company's share of this collateral, totaling \$1,160,447 at March 31, 2019, which may not be sold or repledged unless the counterparty is in default, is not reflected in the accompanying financial statements.

The Company does not have collateral for securities lending that extends beyond one year from March 31, 2019.

- (2) The Company did not have any servicing assets or servicing liabilities during the March 31, 2019.
- (3) No significant change.
- (4) The Company did not have securitizations asset-backed financing arrangements, and similar transfers accounted for as sales where the Company has continued involvement with the transferred financial assets.
- (5-7) No significant change.

C. Wash Sales

- (1) In the course of the Company's asset management, securities are not sold and reacquired within 30 days of the sale date to enhance the Company's yield on its investment portfolio. There may be occasional isolated incidents where wash sales occur.
- (2) The Company had no wash sales with an NAIC designation 3 or below or unrated securities during the quarter ended March 31, 2019.

18. Gain or Loss to the Reporting Entity from Uninsured Plans and the Uninsured Portion of Partially Insured Plans

No significant change.

19. Direct Premium Written/Produced by Managing General Agents/Third Party Administrators

No significant change.

NOTES TO THE FINANCIAL STATEMENTS**20. Fair Value Measurement**

- A. (1) Assets and Liabilities Measured and Reported at Estimated Fair Value or Net Asset Value (“NAV”) at Reporting Date

Hierarchy Table

The following table provides information about financial assets and liabilities measured and reported at estimated fair value or NAV at:

	March 31, 2019				
	Fair Value Measurements at Reporting Date Using			NAV	Total
	Level 1	Level 2	Level 3		
Assets					
Bonds					
All Other Governments	\$ —	\$ 2,221,105	\$ —	\$ —	\$ 2,221,105
Industrial & Miscellaneous	—	146,303,004	11,318,698	—	157,621,702
Total bonds	—	148,524,109	11,318,698	—	159,842,807
Perpetual preferred stocks					
Industrial & Miscellaneous	—	—	40,689,000	—	40,689,000
Common stocks					
Industrial & Miscellaneous ⁽¹⁾	38,470,584	32,607,000	—	—	71,077,584
Derivative assets ⁽²⁾					
Foreign currency exchange rate	—	224,046	—	—	224,046
Total assets	\$ 38,470,584	\$ 181,355,155	\$ 52,007,698	\$ —	\$ 271,833,437
Liabilities					
Derivative liabilities ⁽²⁾					
Foreign currency exchange rate	\$ —	\$ 110,756	\$ —	\$ —	\$ 110,756
Total liabilities	\$ —	\$ 110,756	\$ —	\$ —	\$ 110,756

⁽¹⁾ Common stocks as presented in the table above may differ from the amounts presented in the Statutory Statements of Assets, Liabilities, Surplus and Other Funds because certain of these investments are not measured at estimated fair value (e.g., affiliated common stocks carried at underlying equity, etc.).

⁽²⁾ Derivative assets and derivative liabilities presented in the table above represent only those derivatives that are carried at estimated fair value. Accordingly, the amounts above exclude highly effective derivatives carried at amortized cost.

Transfers between Levels 1 and 2 - During the quarter ended March 31, 2019, transfers between Levels 1 and 2 were not significant. Transfers between levels are assumed to occur at the beginning of the period.

- (2) Assets and Liabilities Measured and Reported at Estimated Fair Value at Reporting Date

Rollforward Table – Level 3 Assets and Liabilities

A rollforward of the estimated fair value measurements for all assets and liabilities measured and reported at estimated fair value using significant unobservable (Level 3) inputs for their respective time periods is as follows:

	Estimated Fair Value Measurements in Level 3 of the Fair Value Hierarchy									
	Balance, January 1, 2019	Transfer into Level 3 ⁽¹⁾	Transfer out of Level 3	Total Gains and Losses included in Net Income	Total Gains and Losses included in Capital and Surplus	Purchases	Sales ⁽³⁾	Issuances	Settlements	Balance, March 31, 2019
Assets										
Bonds - Industrial & Miscellaneous	\$ 4,994,370	\$ 6,138,306	\$ —	\$ 134	\$ (250,555)	\$ 483,977	\$ (47,534)	\$ —	\$ —	\$ 11,318,698
Perpetual preferred stocks - Industrial & Miscellaneous	38,941,400	—	—	—	1,747,600	—	—	—	—	40,689,000
Total	\$ 43,935,770	\$ 6,138,306	\$ —	\$ 134	\$ 1,497,045	\$ 483,977	\$ (47,534)	\$ —	\$ —	\$ 52,007,698

⁽¹⁾ Bonds that were measured at amortized cost at the beginning of the period, but were measured at estimated fair value at the end of the period, as estimated fair value was less than amortized cost at the end of the period - are reported within transfer into Level 3 column.

⁽²⁾ Interest and dividend accruals, as well as cash interest coupons and dividends received, are excluded from the rollforward.

⁽³⁾ The amount reported within purchases, sales, issuances and settlements is the purchase/issuance price (for purchases and issuances) and the sales/settlement proceeds (for sales and settlements) based upon the actual date purchased/issued or sold/settled.

Transfers between Levels

Overall, transfers between levels occur when there are changes in the observability of inputs and market activity. Transfers into or out of any level are assumed to occur at the beginning of the period.

NOTES TO THE FINANCIAL STATEMENTS

Transfers into or out of Level 3

Transfers into or out of Level 3 are presented in the table above. Assets and liabilities are transferred into Level 3 when a significant input cannot be corroborated with market observable data. This occurs when market activity decreases significantly and underlying inputs cannot be observed, current prices are not available and/or when there are significant variances in quoted prices, thereby affecting transparency. Assets and liabilities are transferred out of Level 3 when circumstances change such that a significant input can be corroborated with market observable data. This may be due to a significant increase in market activity, a specific event, or one or more significant input(s) becoming observable.

During the quarter ended March 31, 2019, there were no transfers into Level 3 for bonds, except for securities that changed measurement basis to fair value that are reported within transfers in the table.

- (3) Transfers between levels are assumed to occur at the beginning of the period.
- (4) Assets and Liabilities Measured and Reported at Estimated Fair Value at Reporting Date

Valuation Techniques and Inputs for Level 2 and Level 3 Assets and Liabilities by Major Classes of Assets and Liabilities:

When developing estimated fair values, the Company considers two broad valuation techniques: (i) the market approach and (ii) the income approach. The Company determines the most appropriate valuation technique to use, given what is being measured and the availability of sufficient inputs, giving priority to observable inputs.

The Company categorizes its financial assets and liabilities into a three-level hierarchy, based on the significant input with the lowest level in their valuation. The input levels are as follows. Level 1 - Unadjusted quoted prices in active markets for identical assets or liabilities. The Company defines active markets based on average trading volume for common stock. The size of the bid/ask spread is used as an indicator of market activity for bonds. Level 2 - Quoted prices in markets that are not active or inputs that are observable either directly or indirectly. These inputs can include quoted prices for similar but not identical assets or liabilities other than quoted prices in Level 1, quoted prices in markets that are not active, or other significant inputs that are observable or can be derived principally from or corroborated by observable market data for substantially the full term of the assets or liabilities. Level 3 - Unobservable inputs that are supported by little or no market activity and are significant to the determination of estimated fair value of the assets and liabilities. Unobservable inputs reflect the reporting entity's own assumptions about the assumptions that market participants would use in pricing the asset or liability.

The valuation of most instruments listed below are determined using independent pricing sources, matrix pricing, discounted cash flow methodologies or other similar techniques that use either observable market inputs or unobservable inputs.

NOTES TO THE FINANCIAL STATEMENTS

Instrument	Level 2 Observable Inputs	Level 3 Unobservable Inputs
Bonds		
U.S. corporate and Foreign corporate securities - included within Industrial & Miscellaneous		
	Valuation Techniques: Principally the market and income approaches. Key Inputs: <ul style="list-style-type: none"> • quoted prices in markets that are not active • benchmark yields; spreads off benchmark yields; new issuances; issuer rating • trades of identical or comparable securities; duration • privately-placed securities are valued using the additional key inputs: <ul style="list-style-type: none"> • market yield curve; call provisions • observable prices and spreads for similar public or private securities that incorporate the credit quality and industry sector of the issuer • delta spread adjustments to reflect specific credit-related issues 	Valuation Techniques: Principally the market approach. Key Inputs: <ul style="list-style-type: none"> • illiquidity premium • delta spread adjustments to reflect specific credit-related issues • credit spreads • quoted prices in markets that are not active for identical or similar securities that are less liquid and based on lower levels of trading activity than securities classified in Level 2 • independent non-binding broker quotations
Loan-backed securities - included within Industrial & Miscellaneous		
	<ul style="list-style-type: none"> • not applicable 	Valuation Techniques: Principally the market and income approaches. Key Inputs: <ul style="list-style-type: none"> • credit spreads • quoted prices in markets that are not active for identical or similar securities that are less liquid and based on lower levels of trading activity than securities classified in Level 2 • independent non-binding broker quotations
Foreign governments - included within All Other Governments		
	Valuation Techniques: Principally the market approach Key Inputs: <ul style="list-style-type: none"> • quoted prices in markets that are not active • benchmark U.S. Treasury yield or other yields • the spread off the U.S. Treasury yield curve for the identical security • issuer ratings and issuer spreads; broker-dealer quotes • comparable securities that are actively traded 	<ul style="list-style-type: none"> • not applicable
Common and preferred stocks		
	Valuation Techniques: Principally the market approach <ul style="list-style-type: none"> • quoted prices in markets that are not active 	Valuation Techniques: Principally the market and income approaches. Key Inputs: <ul style="list-style-type: none"> • credit ratings; issuance structures • quoted prices in markets that are not active for identical or similar securities that are less liquid and based on lower levels of trading activity than securities classified in Level 2 • independent non-binding broker quotations
Derivatives ⁽¹⁾		
Foreign Currency Exchange Rate		
	Valuation Techniques: Principally the income approach Key Inputs: <ul style="list-style-type: none"> • swap yield curves • basis curves • currency spot rates • cross currency basis curves 	<ul style="list-style-type: none"> • not applicable

⁽¹⁾ Valuations of non-option-based derivatives utilize present value techniques, whereas valuations of option-based derivatives utilize option pricing models.

B. The Company provides additional fair value information in Notes 5, 11, 17, and 21.

NOTES TO THE FINANCIAL STATEMENTS

C. Estimated Fair Value of All Financial Instruments

Information related to the aggregate fair value of financial instruments is shown below at:

	March 31, 2019						
	Aggregate Fair Value	Admitted Value	Level 1	Level 2	Level 3	NAV	Not Practicable (Carrying Value)
Assets							
Bonds	\$3,584,538,420	\$3,447,435,654	\$ 145,586,113	\$3,360,803,205	\$ 78,149,102	\$ —	\$ —
Preferred stocks	46,589,008	46,589,000	—	5,900,000	40,689,008	—	—
Common stocks - unaffiliated	71,077,584	71,077,584	38,470,584	32,607,000	—	—	—
Mortgage loans	312,678,318	309,398,736	—	—	312,678,318	—	—
Cash, cash equivalents and short-term investments	(32,531,319)	(32,540,720)	(47,794,788)	15,263,469	—	—	—
Derivative assets ⁽¹⁾	3,613,630	4,576,351	—	3,613,630	—	—	—
Investment income due and accrued	41,521,177	41,521,177	—	41,521,177	—	—	—
Receivables for investments other than securities	165,789	165,789	—	165,789	—	—	—
Total assets	<u>\$4,027,652,607</u>	<u>\$3,888,223,571</u>	<u>\$ 136,261,909</u>	<u>\$3,459,874,270</u>	<u>\$431,516,428</u>	<u>\$ —</u>	<u>\$ —</u>
Liabilities							
Derivative liabilities ⁽¹⁾	623,952	361,452	—	623,952	—	—	—
Borrowed money (including interest thereon)	801,635,007	801,635,007	—	801,635,007	—	—	—
Cash collateral received on derivatives	3,261,574	3,261,574	—	3,261,574	—	—	—
Total liabilities	<u>\$ 805,520,533</u>	<u>\$ 805,258,033</u>	<u>\$ —</u>	<u>\$ 805,520,533</u>	<u>\$ —</u>	<u>\$ —</u>	<u>\$ —</u>
	December 31, 2018						
	Aggregate Fair Value	Admitted Value	Level 1	Level 2	Level 3	NAV	Not Practicable (Carrying Value)
Assets							
Bonds	\$3,498,974,487	\$3,427,314,123	\$ 166,828,409	\$3,248,057,619	\$ 84,088,459	\$ —	\$ —
Preferred stocks	44,841,408	44,841,400	—	5,900,000	38,941,408	—	—
Common stocks - unaffiliated	65,943,608	65,943,608	32,881,408	33,062,200	—	—	—
Mortgage loans	293,517,694	293,616,871	—	—	293,517,694	—	—
Cash, cash equivalents and short-term investments	(39,077,917)	(39,077,917)	(53,866,066)	14,788,149	—	—	—
Derivative assets ⁽¹⁾	4,689,736	5,201,276	—	4,689,736	—	—	—
Investment income due and accrued	39,346,742	39,346,742	—	39,346,742	—	—	—
Receivables for investments other than securities	165,789	165,789	—	165,789	—	—	—
Total assets	<u>\$3,908,401,547</u>	<u>\$3,837,351,892</u>	<u>\$ 145,843,751</u>	<u>\$3,346,010,235</u>	<u>\$416,547,561</u>	<u>\$ —</u>	<u>\$ —</u>
Liabilities							
Derivative liabilities ⁽¹⁾	242,111	196,392	—	242,111	—	—	—
Borrowed money (including interest thereon)	801,506,778	801,506,778	—	801,506,778	—	—	—
Cash collateral received on derivatives	4,041,574	4,041,574	—	4,041,574	—	—	—
Total liabilities	<u>\$ 805,790,463</u>	<u>\$ 805,744,744</u>	<u>\$ —</u>	<u>\$ 805,790,463</u>	<u>\$ —</u>	<u>\$ —</u>	<u>\$ —</u>

⁽¹⁾ Classification of derivatives is based on each derivative's positive (asset) or negative (liability) book/adjusted carrying value, which equals the net admitted assets and liabilities.

Assets and Liabilities

The methods and significant assumptions used to estimate the fair value of all financial instruments are presented below.

The Company defines fair value as the price that would be received to sell an asset or paid to transfer a liability (an exit price) in the principal or most advantageous market for the asset or liability in an orderly transaction between market participants on the measurement date. In most cases, the exit price and the transaction (or entry) price will be the same at initial recognition.

Excluded from the disclosure are general account investments accounted for under the equity method.

Bonds, Stocks, Cash, Cash Equivalents and Short-term Investments

When available, the estimated fair value for bonds, including loan-backed securities, preferred stocks, unaffiliated common stocks, cash equivalents and short-term investments are based on quoted prices in active markets that are readily and regularly obtainable. Generally, these investments are classified in Level 1, are the most liquid of the Company's securities holdings and valuation of these securities does not involve management's judgment.

When quoted prices in active markets are not available, the determination of estimated fair value is based on market standard valuation methodologies, giving priority to observable inputs. The significant inputs to the market standard valuation methodologies for certain types of securities with reasonable levels of price transparency are inputs that are observable in the market or can be derived principally from or corroborated by observable market data. Generally, these investments are classified in Level 2.

When observable inputs are not available, the market standard valuation methodologies rely on inputs that are significant

NOTES TO THE FINANCIAL STATEMENTS

to the estimated fair value that are not observable in the market or cannot be derived principally from or corroborated by observable market data. These unobservable inputs can be based in large part on management's judgment or estimation, and cannot be supported by reference to market activity. Even though these inputs are unobservable, management believes they are consistent with what other market participants would use when pricing such securities and are considered appropriate given the circumstances. Generally, these investments are classified in Level 3.

The use of different methodologies, assumptions and inputs may have a material effect on the estimated fair values of the Company's securities holdings.

The estimated fair value for cash approximates carrying value and is classified as Level 1 given the nature of cash.

Mortgage Loans

For mortgage loans, estimated fair value is primarily determined by estimating expected future cash flows and discounting them using current interest rates for similar mortgage loans with similar credit risk, or is determined from pricing for similar mortgage loans. The estimated fair values for impaired mortgage loans are principally obtained by estimating the fair value of the underlying collateral using market standard appraisal and valuation methods. Mortgage loans valued using significant unobservable inputs are classified in Level 3.

Derivatives

The estimated fair value of OTC derivatives is determined through the use of pricing models. The determination of estimated fair value, when quoted market values are not available, is based on market standard valuation methodologies and inputs that management believes are consistent with what other market participants would use when pricing such instruments. The significant inputs to the pricing models for most OTC derivatives are inputs that are observable in the market or can be derived principally from, or corroborated by, observable market data. Significant inputs that are observable generally include interest rates, foreign currency exchange rates, interest rate curves, credit curves and volatility. Derivative valuations can be affected by changes in interest rates, foreign currency exchange rates, financial indices, credit spreads, default risk, nonperformance risk, volatility, liquidity and changes in estimates and assumptions used in pricing models. Generally, these derivatives are classified in Level 2.

Most inputs for OTC derivatives are mid-market inputs but, in certain cases, liquidity adjustments are used when they are deemed more representative of exit value. Market liquidity, as well as the use of different methodologies, assumptions and inputs may have a material effect on the estimated fair values of the Company's derivatives and could materially affect the net change in capital and surplus.

Investment Income Due and Accrued

Due to the short-term nature of investment income due and accrued, the Company believes there is minimal risk of material changes in interest rates or the credit of the issuer such that estimated fair value approximates carrying value. These amounts are generally classified as Level 2.

Receivables for Investments Other than Securities

The estimated fair value of receivables for investments other than securities approximates carrying value. The receivable account, classified within Level 2, essentially represents the equivalent of demand receivable balances and is generally received over a short period. Excluded from the disclosure are those assets that are not considered to be financial instruments subject to this disclosure.

Borrowed Money (Including Interest Thereon)

The estimated fair value for borrowed money (including interest thereon) approximates carrying value due to the short-term maturities of these instruments. These amounts are generally classified in Level 2.

Cash Collateral Received on Derivatives

The estimated fair value of cash collateral received on derivatives approximates carrying value as these obligations are short-term in nature. These amounts are generally classified in Level 2.

- D. At March 31, 2019, the Company had no investments where it was not practicable to estimate fair value.
- E. The Company did not have any investments that were measured using NAV as a practical expedient as of March 31, 2019.

21. Other Items

- A-E. No significant change.
- F. Subprime Mortgage Related Risk Exposure
 - (1) While there is no market standard definition, the Company defines subprime mortgage lending as the origination of residential mortgage loans to borrowers with weak credit profiles. The Company's exposure to subprime mortgage loans exists through investments in subprime RMBS. The subprime RMBS portfolio is performing within expectations and is in an unrealized gain position. The Company continues to closely monitor the performance of the subprime RMBS portfolio and the credit quality of the underlying assets.

NOTES TO THE FINANCIAL STATEMENTS

(2) No significant change.

(3) At March 31, 2019, the Company had direct exposure to subprime mortgage risk through other investments as follows:

	<u>Actual Cost</u>	<u>BACV (excluding interest)</u>	<u>Fair Value</u>	<u>OTTI Losses Recognized</u>
RMBS	\$ 18,942,602	\$ 18,914,147	\$ 19,037,125	\$ —
Total	<u>\$ 18,942,602</u>	<u>\$ 18,914,147</u>	<u>\$ 19,037,125</u>	<u>\$ —</u>

(4) No significant change.

G. Insurance-Linked Securities Contracts

No significant change.

22. Events Subsequent

The Company has evaluated events subsequent to March 31, 2019 through May 10, 2019, which is the date these financial statements were available to be issued, and has determined there are no material subsequent events requiring adjustment to or disclosure in the financial statements.

The Company is not subject to the annual fee imposed under Section 9010 of the Affordable Care Act (“ACA”).

23. Reinsurance

No significant change.

24. Retrospectively Rated Contracts & Contracts Subject to Redetermination

A-E. No significant change.

F. The Company is not subject to the risk sharing provision of the ACA.

25. Change in Incurred Losses and Loss Adjustment Expenses

A. Incurred losses and loss adjustment expenses attributable to insured events of prior years have increased by \$1,068,000 in the first quarter of 2019. The increase was due to adverse prior year adjusting and other loss adjustment expenses and changes in allocations between the accident years as compared to year end. The prior year incurred losses have decreased mainly for the auto property coverage segment due to an increase in the estimate of property damage subrogation collection.

B. There were no significant changes in methodologies and assumptions used in calculating the liability for unpaid losses and loss adjustment expenses during the three months ended March 31, 2019.

26. Intercompany Pooling Arrangements

No significant change.

27. Structured Settlements

No significant change.

28. Health Care Receivables

No significant change.

29. Participating Policies

No significant change.

30. Premium Deficiency Reserves

No significant change.

31. High Deductibles

No significant change.

32. Discounting of Liabilities for Unpaid Losses or Unpaid Loss Adjustment Expenses

No significant change.

33. Asbestos/Environmental Reserves

No significant change.

NOTES TO THE FINANCIAL STATEMENTS

34. *Subscriber Savings Accounts*

No significant change.

35. *Multiple Peril Crop Insurance*

No significant change.

36. *Financial Guaranty Insurance*

A. No significant change.

B. As of March 31, 2019, the Company did not have any financial guaranty contracts.

Statement for March 31, 2019 of the **Metropolitan Property and Casualty Insurance Company**
GENERAL INTERROGATORIES

PART 1 - COMMON INTERROGATORIES

GENERAL

1.1 Did the reporting entity experience any material transactions requiring the filing of Disclosure of Material Transactions with the State of Domicile, as required by the Model Act? Yes [] No [X]

1.2 If yes, has the report been filed with the domiciliary state? Yes [] No []

2.1 Has any change been made during the year of this statement in the charter, by-laws, articles of incorporation, or deed of settlement of the reporting entity? Yes [] No [X]

2.2 If yes, date of change: _____

3.1 Is the reporting entity a member of an Insurance Holding Company System consisting of two or more affiliated persons, one or more of which is an insurer? If yes, complete Schedule Y, Parts 1 and 1A. Yes [X] No []

3.2 Have there been any substantial changes in the organizational chart since the prior quarter end? Yes [X] No []

3.3 If the response to 3.2 is yes, provide a brief description of those changes.

Various mergers, reorganizations and formations - See Schedule Y Part 1, Organization Chart - regarding information concerning activities of insurer members of a holding company group.

3.4 Is the reporting entity publicly traded or a member of a publicly traded group? Yes [X] No []

3.5 If the response to 3.4 is yes, provide the CIK (Central Index Key) code issued by the SEC for the entity/group. 1099219

4.1 Has the reporting entity been a party to a merger or consolidation during the period covered by this statement? If yes, complete and file the merger history data file with the NAIC for the annual filing corresponding to this period. Yes [] No [X]

4.2 If yes, provide name of entity, NAIC Company Code, and state of domicile (use two letter state abbreviation) for any entity that has ceased to exist as a result of the merger or consolidation.

1 Name of Entity	2 NAIC Company Code	3 State of Domicile

5. If the reporting entity is subject to a management agreement, including third-party administrator(s), managing general agent(s), attorney-in-fact, or similar agreement, have there been any significant changes regarding the terms of the agreement or principals involved? If yes, attach an explanation. Yes [X] No [] N/A []

Metropolitan Property and Casualty Insurance Company receives services performed by its affiliate MetLife Services and Solutions, LLC. Although the agreement may not be responsive to this interrogatory due to the nature of the services/parties involved, we are reporting it in the interest of completeness.

6.1 State as of what date the latest financial examination of the reporting entity was made or is being made. 12/31/2016

6.2 State the as of date that the latest financial examination report became available from either the state of domicile or the reporting entity. This date should be the date of the examined balance sheet and not the date the report was completed or released. 12/31/2016

6.3 State as of what date the latest financial examination report became available to other states or the public from either the state of domicile or the reporting entity. This is the release date or completion date of the examination report and not the date of the examination (balance sheet date). 01/11/2018

6.4 By what department or departments?

Rhode Island Insurance Division / Department of Business Regulation

6.5 Have all financial statement adjustments within the latest financial examination report been accounted for in a subsequent financial statement filed with Departments? Yes [] No [] N/A [X]

6.6 Have all of the recommendations within the latest financial examination report been complied with? Yes [] No [] N/A [X]

7.1 Has this reporting entity had any Certificates of Authority, licenses or registrations (including corporate registration, if applicable) suspended or revoked by any governmental entity during the reporting period? Yes [] No [X]

7.2 If yes, give full information:

8.1 Is the company a subsidiary of a bank holding company regulated with the Federal Reserve Board? Yes [] No [X]

8.2 If response to 8.1 is yes, please identify the name of the bank holding company.

8.3 Is the company affiliated with one or more banks, thrifts or securities firms? Yes [X] No []

8.4 If the response to 8.3 is yes, please provide below the names and location (city and state of the main office) of any affiliates regulated by a federal regulatory services agency [i.e. the Federal Reserve Board (FRB), the Office of the Comptroller of the Currency (OCC), the Federal Deposit Insurance Corporation (FDIC) and the Securities Exchange Commission (SEC)] and identify the affiliate's primary federal regulator].

1 Affiliate Name	2 Location (City, State)	3 FRB	4 OCC	5 FDIC	6 SEC
MetLife Investment Advisors, LLC	Whippany, NJ				YES
MetLife Investors Distribution Company	New York NY				YES
MetLife Investment Securities, LLC	Whippany, NJ				YES
Logan Circle Partners, L.P.	Philadelphia, PA				YES

9.1 Are the senior officers (principal executive officer, principal financial officer, principal accounting officer or controller, or persons performing similar functions) of the reporting entity subject to a code of ethics, which includes the following standards? Yes [X] No []

(a) Honest and ethical conduct, including the ethical handling of actual or apparent conflicts of interest between personal and professional relationships;

(b) Full, fair, accurate, timely and understandable disclosure in the periodic reports required to be filed by the reporting entity;

(c) Compliance with applicable governmental laws, rules and regulations;

(d) The prompt internal reporting of violations to an appropriate person or persons identified in the code; and

(e) Accountability for adherence to the code.

9.11 If the response to 9.1 is No, please explain:

9.2 Has the code of ethics for senior managers been amended? Yes [] No [X]

9.21 If the response to 9.2 is Yes, provide information related to amendment(s).

Statement for March 31, 2019 of the **Metropolitan Property and Casualty Insurance Company**
GENERAL INTERROGATORIES

PART 1 - COMMON INTERROGATORIES

- 9.3 Have any provisions of the code of ethics been waived for any of the specified officers? Yes [] No [X]
- 9.31 If the response to 9.3 is Yes, provide the nature of any waiver(s).

FINANCIAL

- 10.1 Does the reporting entity report any amounts due from parent, subsidiaries or affiliates on Page 2 of this statement? Yes [X] No []
- 10.2 If yes, indicate any amounts receivable from parent included in the Page 2 amount: \$ 0

INVESTMENT

- 11.1 Were any of the stocks, bonds, or other assets of the reporting entity loaned, placed under option agreement, or otherwise made available for use by another person? (Exclude securities under securities lending agreements.) Yes [X] No []
- 11.2 If yes, give full and complete information relating thereto:
Citibank NA \$891,760, Barclays Bank PLC \$359,162, FHLB \$1,093,302,195
12. Amount of real estate and mortgages held in other invested assets in Schedule BA: \$ 58,859,029
13. Amount of real estate and mortgages held in short-term investments: \$ 0
- 14.1 Does the reporting entity have any investments in parent, subsidiaries and affiliates? Yes [X] No []

14.2 If yes, please complete the following:

- 14.21 Bonds
- 14.22 Preferred Stock
- 14.23 Common Stock
- 14.24 Short-Term Investments
- 14.25 Mortgage Loans on Real Estate
- 14.26 All Other
- 14.27 Total Investment in Parent, Subsidiaries and Affiliates (Subtotal Lines 14.21 to 14.26)
- 14.28 Total Investment in Parent included in Lines 14.21 to 14.26 above

	1 Prior Year End Book/Adjusted Carrying Value	2 Current Quarter Book/Adjusted Carrying Value
\$	0	\$ 0
	0	0
	924,325,774	927,876,091
	0	0
	0	0
	77,572,313	76,572,347
\$	1,001,898,087	\$ 1,004,448,438
\$	0	\$ 0

- 15.1 Has the reporting entity entered into any hedging transactions reported on Schedule DB? Yes [X] No []
- 15.2 If yes, has a comprehensive description of the hedging program been made available to the domiciliary state? Yes [X] No []
- If no, attach a description with this statement.

16. For the reporting entity's security lending program, state the amount of the following as of current statement date:

- 16.1 Total fair value of reinvested collateral assets reported on Schedule DL, Parts 1 and 2: \$ 209,267,014
- 16.2 Total book adjusted/carrying value of reinvested collateral assets reported on Schedule DL, Parts 1 and 2: \$ 209,301,443
- 16.3 Total payable for securities lending reported on the liability page: \$ 209,733,485

17. Excluding items in Schedule E-Part 3-Special Deposits, real estate, mortgage loans and investments held physically in the reporting entity's offices, vaults or safety deposit boxes, were all stocks, bonds and other securities, owned throughout the current year held pursuant to a custodial agreement with a qualified bank or trust company in accordance with Section 1, III - General Examination Considerations, F. Outsourcing of Critical Functions, Custodial or Safekeeping Agreements of the NAIC *Financial Condition Examiners Handbook*? Yes [X] No []

17.1 For all agreements that comply with the requirements of the NAIC *Financial Condition Examiners Handbook*, complete the following:

1 Name of Custodian(s)	2 Custodian Address
JPMorgan Chase & Co.	4 New York Plaza - 12th Floor, New York, NY, 10004

17.2 For all agreements that do not comply with the requirements of the NAIC *Financial Condition Examiners Handbook*, provide the name, location and a complete explanation:

1 Name(s)	2 Location(s)	3 Complete Explanation(s)

- 17.3 Have there been any changes, including name changes, in the custodian(s) identified in 17.1 during the current quarter? Yes [] No [X]

17.4 If yes, give full and complete information relating thereto:

1 Old Custodian	2 New Custodian	3 Date of Change	4 Reason

- 17.5 Investment management – Identify all investment advisors, investment managers, broker/dealers, including individuals that have the authority to make investment decisions on behalf of the reporting entity. For assets that are managed internally by employees of the reporting entity, note as such ["...that have access to the investment accounts", "handle securities"].

1 Name of Firm or Individual	2 Affiliation
MetLife Investment Advisors, LLC	A

- 17.5097 For those firms/individuals listed in the table for Question 17.5, do any firms/individuals unaffiliated with the reporting entity (i.e., designated with a "U") manage more than 10% of the reporting entity's assets? Yes [] No []

- 17.5098 For firms/individuals unaffiliated with the reporting entity (i.e., designated with a "U") listed in the table for Question 17.5, does the total assets under management aggregate to more than 50% of the reporting entity's assets? Yes [] No []

17.6 For those firms or individuals listed in the table for 17.5 with an affiliation code of "A" (affiliated) or "U" (unaffiliated), provide the information for the table below.

1 Central Registration Depository Number	2 Name of Firm or Individual	3 Legal Entity Identifier (LEI)	4 Registered With	5 Investment Management Agreement (IMA) Filed
142463	MetLife Investment Advisors, LLC	EAU072Q8FCR1S0XGYJ21	SEC	DS

- 18.1 Have all the filing requirements of the *Purposes and Procedures Manual of the NAIC Investment Analysis Office* been followed? Yes [] No [X]

18.2 If no, list exceptions:

GENERAL INTERROGATORIES

PART 1 - COMMON INTERROGATORIES

As of March 31, 2019, two issues did not meet the filing requirements of the Purposes and Procedures Manual of the NAIC Investment Analysis Office. The issues have not been filed due to lack of final documentation.

19. By self-designating 5GI securities, the reporting entity is certifying the following elements for each self-designated 5*GI security:
- a. Documentation necessary to permit a full credit analysis of the security does not exist or an NAIC CRP credit rating for an FE or PL security is not available.
 - b. Issuer or obligor is current on all contracted interest and principal payments.
 - c. The insurer has an actual expectation of ultimate payment of all contracted interest and principal.
- Has the reporting entity self-designated 5GI securities? Yes [] No [X]
20. By self-designating PLGI securities, the reporting entity is certifying the following elements for each self-designated PLGI security:
- a. The security was purchased prior to January 1, 2018.
 - b. The reporting entity is holding capital commensurate with the NAIC Designation reported for the security.
 - c. The NAIC Designation was derived from the credit rating assigned by an NAIC CRP in its legal capacity as a NRSRO which is shown on a current private letter rating held by the insurer and available for examination by state insurance regulators.
 - d. The reporting entity is not permitted to share this credit rating of the PL security with the SVO.
- Has the reporting entity self-designated PLGI securities? Yes [] No [X]

Statement for March 31, 2019 of the **Metropolitan Property and Casualty Insurance Company**
GENERAL INTERROGATORIES (continued)

PART 2 – PROPERTY & CASUALTY INTERROGATORIES

1. If the reporting entity is a member of a pooling arrangement, did the agreement or the reporting entity's participation change? Yes [] No [] N/A [X]
 If yes, attach an explanation.

2. Has the reporting entity reinsured any risk with any other reporting entity and agreed to release such entity from liability, in whole or in part, from any loss that may occur on the risk, or portion thereof, reinsured? Yes [] No [X]
 If yes, attach an explanation.

3.1 Have any of the reporting entity's primary reinsurance contracts been canceled? Yes [] No [X]

3.2 If yes, give full and complete information thereto:

4.1 Are any of the liabilities for unpaid losses and loss adjustment expenses other than certain workers' compensation tabular reserves (see *Annual Statement Instructions* pertaining to disclosure of discounting for definition of "tabular reserves.") discounted at a rate of interest greater than zero? Yes [] No [X]

4.2 If yes, complete the following schedule:

1 Line of Business	2 Maximum Interest	3 Disc. Rate	Total Discount				Discount Taken During Period			
			4 Unpaid Losses	5 Unpaid LAE	6 IBNR	7 Total	8 Unpaid Losses	9 Unpaid LAE	10 IBNR	11 Total
	0.000	0.000	0	0	0	0	0	0	0	0
Total	XXX	XXX	0	0	0	0	0	0	0	0

5.1 Operating Percentages:

5.1 A&H loss percent 43.800%
 5.2 A&H cost containment percent 0.000%
 5.3 A&H expense percent excluding cost containment expenses 56.200%

6.1 Do you act as a custodian for health savings accounts? Yes [] No [X]

6.2 If yes, please provide the amount of custodial funds held as of the reporting date. \$ 0

6.3 Do you act as an administrator for health savings accounts? Yes [] No [X]

6.4 If yes, please provide the amount of funds administered as of the reporting date. \$ 0

7. Is the reporting entity licensed or chartered, registered, qualified, eligible or writing business in at least two states? Yes [X] No []

7.1 If no, does the reporting entity assume reinsurance business that covers risks residing in at least one state other than the state of domicile of the reporting entity? Yes [] No []

SCHEDULE F - CEDED REINSURANCE

Showing All New Reinsurers - Current Year to Date

1 NAIC Company Code	2 ID Number	3 Name of Reinsurer	4 Domiciliary Jurisdiction	5 Type of Reinsurer	6 Certified Reinsurer Rating (1 through 6)	7 Effective Date of Certified Reinsurer Rating
------------------------------	----------------	------------------------	----------------------------------	---------------------------	---	--

NONE

Statement for March 31, 2019 of the **Metropolitan Property and Casualty Insurance Company**
SCHEDULE T - EXHIBIT OF PREMIUMS WRITTEN

Current Year to Date - Allocated by States and Territories

States, Etc.	1 Active Status (a)	Direct Premiums Written		Direct Losses Paid (Deducting Salvage)		Direct Losses Unpaid	
		2 Current Year to Date	3 Prior Year to Date	4 Current Year to Date	5 Prior Year to Date	6 Current Year to Date	7 Prior Year to Date
1. Alabama.....AL.....L.....	AL	10,625,545	10,420,362	7,170,529	7,872,432	12,318,940	19,712,348
2. Alaska.....AK.....N.....	AK						
3. Arizona.....AZ.....L.....	AZ	3,439,035	3,772,229	2,248,648	1,835,601	5,130,529	3,673,656
4. Arkansas.....AR.....L.....	AR	4,075,003	4,109,399	2,043,045	2,086,475	3,581,977	3,256,583
5. California.....CA.....N.....	CA						
6. Colorado.....CO.....L.....	CO	4,613,013	5,081,581	3,504,350	5,166,094	9,368,235	11,268,425
7. Connecticut.....CT.....L.....	CT	16,461,954	15,791,836	9,668,682	9,275,129	29,653,491	33,041,479
8. Delaware.....DE.....L.....	DE	349,123	350,038	203,457	257,688	570,345	688,776
9. District of Columbia.....DC.....L.....	DC						
10. Florida.....FL.....L.....	FL	1,013,415	946,802	260,112	477,624	2,097,750	2,756,989
11. Georgia.....GA.....L.....	GA	7,285,153	6,207,912	3,023,579	2,601,225	6,061,040	4,105,153
12. Hawaii.....HI.....L.....	HI	100,181	111,381	116,568	53,885	150,423	185,041
13. Idaho.....ID.....L.....	ID	3,371,621	3,687,816	1,785,016	2,839,945	5,157,972	5,132,194
14. Illinois.....IL.....L.....	IL	2,745,436	1,817,228	465,455	518,848	6,269,070	4,428,570
15. Indiana.....IN.....L.....	IN	5,044,699	5,146,056	2,421,167	3,130,081	6,156,325	7,796,181
16. Iowa.....IA.....L.....	IA	2,093,010	2,315,009	765,079	1,736,728	1,881,069	2,214,687
17. Kansas.....KS.....L.....	KS	5,144,360	4,247,802	637,988	1,475,185	1,965,029	1,824,863
18. Kentucky.....KY.....L.....	KY	9,887,807	8,271,923	4,823,345	4,313,705	14,064,049	11,009,104
19. Louisiana.....LA.....L.....	LA	11,850,417	10,610,815	5,401,696	5,233,147	17,361,100	13,545,283
20. Maine.....ME.....L.....	ME	7,539,018	6,852,775	4,041,140	4,468,766	8,505,795	9,476,828
21. Maryland.....MD.....L.....	MD	1,441,049	1,490,582	664,209	1,099,644	1,405,312	2,558,495
22. Massachusetts.....MA.....L.....	MA	64,477,089	68,478,013	31,973,395	41,270,274	58,667,585	72,199,822
23. Michigan.....MI.....L.....	MI	8,470,116	834,562	897,665	2,329,233	7,087,596	9,218,340
24. Minnesota.....MN.....L.....	MN	9,025,107	7,907,500	4,194,499	3,891,614	9,904,934	8,496,881
25. Mississippi.....MS.....L.....	MS	4,848,848	4,574,962	1,575,159	2,496,878	2,979,077	2,695,519
26. Missouri.....MO.....L.....	MO	2,507,003	2,284,631	1,736,367	1,348,422	3,779,200	2,958,188
27. Montana.....MT.....L.....	MT	1,180,005	1,079,979	484,000	406,396	1,193,519	1,029,505
28. Nebraska.....NE.....L.....	NE	814,055	1,084,149	56,042	534,180	1,107,714	1,599,072
29. Nevada.....NV.....L.....	NV	2,461,440	1,887,287	1,477,714	1,243,065	4,121,621	3,069,199
30. New Hampshire.....NH.....L.....	NH	2,544,976	2,447,672	697,172	2,727,121	4,459,541	4,695,735
31. New Jersey.....NJ.....L.....	NJ	39,402,300	34,784,904	21,947,303	20,321,082	77,351,200	74,090,682
32. New Mexico.....NM.....L.....	NM	2,178,575	2,257,135	1,190,700	1,269,287	2,665,534	2,877,563
33. New York.....NY.....L.....	NY	43,292,967	37,053,679	21,091,767	19,692,439	52,666,954	48,222,769
34. North Carolina.....NC.....L.....	NC	20,120,683	19,996,015	13,028,874	13,428,475	22,671,652	20,424,125
35. North Dakota.....ND.....L.....	ND	3,916,313	3,881,579	1,934,212	1,890,549	2,420,646	2,363,233
36. Ohio.....OH.....L.....	OH	11,156,161	9,702,928	6,044,980	5,059,414	14,808,920	12,317,822
37. Oklahoma.....OK.....L.....	OK	3,041,467	3,377,645	1,414,427	1,338,394	3,628,909	3,053,821
38. Oregon.....OR.....L.....	OR	4,629,186	4,796,472	2,504,412	1,956,757	6,066,794	6,057,903
39. Pennsylvania.....PA.....L.....	PA	6,971,729	5,694,028	2,611,049	3,561,700	10,690,909	10,673,111
40. Rhode Island.....RI.....L.....	RI	16,641,079	17,670,781	3,911,952	5,731,031	13,741,877	17,430,228
41. South Carolina.....SC.....L.....	SC	1,562,816	1,481,192	872,961	675,325	1,304,350	667,389
42. South Dakota.....SD.....L.....	SD	1,308,324	1,322,191	607,103	775,357	1,296,470	1,322,078
43. Tennessee.....TN.....L.....	TN	6,216,835	6,646,169	4,398,657	2,946,483	4,359,905	3,998,252
44. Texas.....TX.....L.....	TX	5,070,839	3,107,754	2,639,055	8,287,956	8,939,740	5,739,151
45. Utah.....UT.....L.....	UT	2,420,955	2,570,044	535,253	597,934	1,579,110	2,203,897
46. Vermont.....VT.....L.....	VT	1,109,708	1,143,464	571,423	659,350	1,911,252	1,701,916
47. Virginia.....VA.....L.....	VA	4,586,502	4,605,655	1,696,323	3,977,012	3,018,388	4,690,677
48. Washington.....WA.....L.....	WA	8,596,478	8,352,695	5,877,213	13,535,919	14,734,025	12,616,363
49. West Virginia.....WV.....L.....	WV	1,340,396	1,363,198	557,899	804,290	1,425,008	1,753,534
50. Wisconsin.....WI.....L.....	WI	6,714,410	6,245,067	3,251,924	3,031,656	6,781,972	7,288,047
51. Wyoming.....WY.....L.....	WY	1,672,698	1,830,540	868,052	775,852	1,770,000	1,502,622
52. American Samoa.....AS.....N.....	AS						
53. Guam.....GU.....N.....	GU						
54. Puerto Rico.....PR.....N.....	PR						
55. US Virgin Islands.....VI.....N.....	VI						
56. Northern Mariana Islands.....MP.....N.....	MP						
57. Canada.....CAN.....N.....	CAN						
58. Aggregate Other Alien.....OT.....XXX.....	OT	0	0	0	0	0	0
59. Totals.....XXX.....	XXX	385,358,899	359,693,436	189,891,617	221,005,647	478,832,853	483,632,099

DETAILS OF WRITE-INS

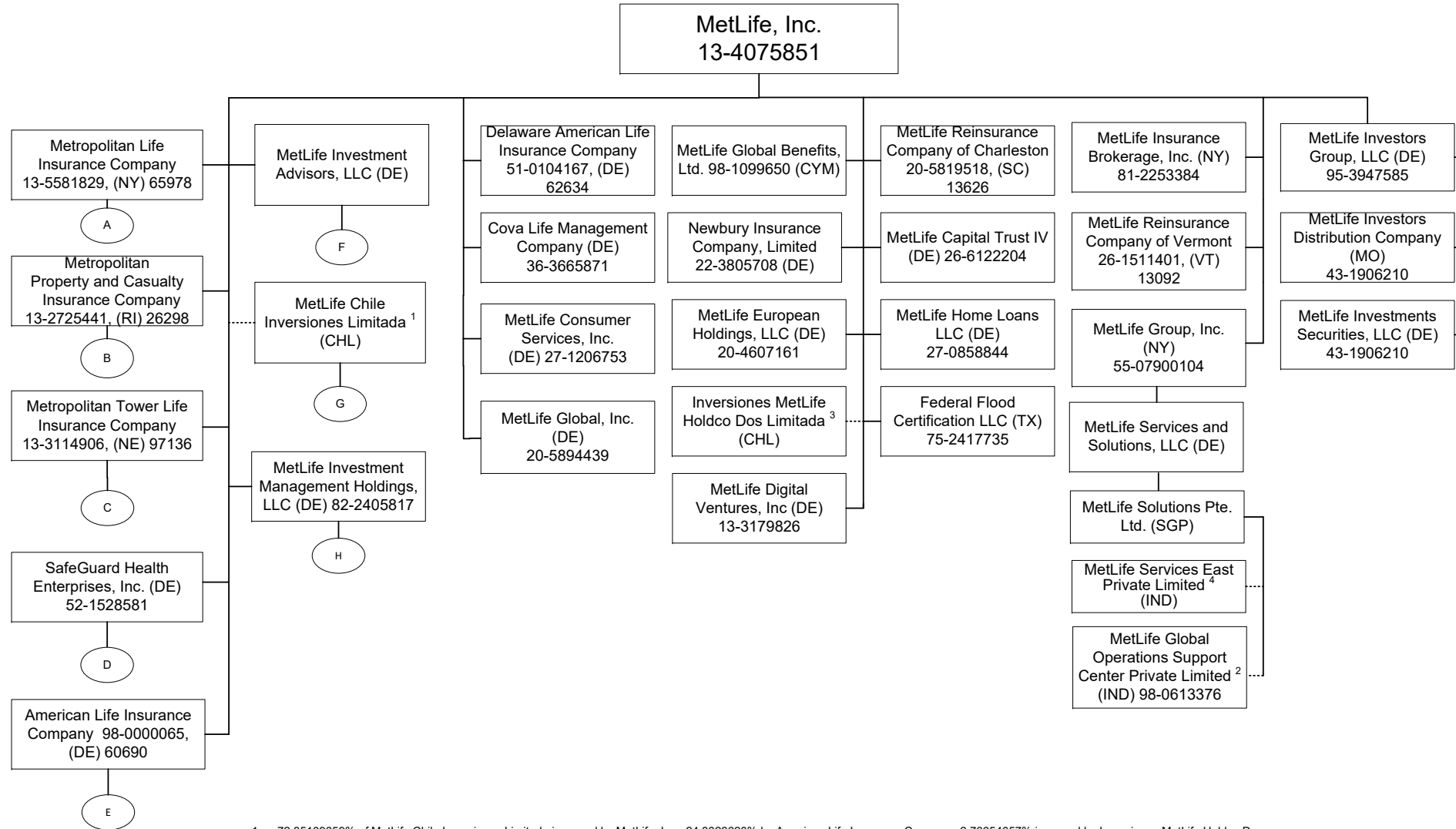
58001.....XXX.....	XXX						
58002.....XXX.....	XXX						
58003.....XXX.....	XXX						
58998. Summary of remaining write-ins for Line 58 from overflow page.....XXX.....	XXX	0	0	0	0	0	0
58999. Totals (Lines 58001 thru 58003+ Line 58998) (Line 58 above).....XXX.....	XXX	0	0	0	0	0	0

(a) Active Status Count

L - Licensed or Chartered - Licensed insurance carrier or domiciled RRG.....	49	R - Registered - Non-domiciled RRGs.....	0
E - Eligible - Reporting entities eligible or approved to write surplus lines in the state (other than their state of domicile - See DSLI).....	0	Q - Qualified - Qualified or accredited reinsurer.....	0
D - Domestic Surplus Lines Insurer (DSL) - Reporting entities authorized to write surplus lines in the state of domicile.....	0	N - None of the above - Not allowed to write business in the state.....	8

SCHEDULE Y - INFORMATION CONCERNING ACTIVITIES OF INSURER MEMBERS OF A HOLDING COMPANY GROUP

PART 1 - ORGANIZATIONAL CHART



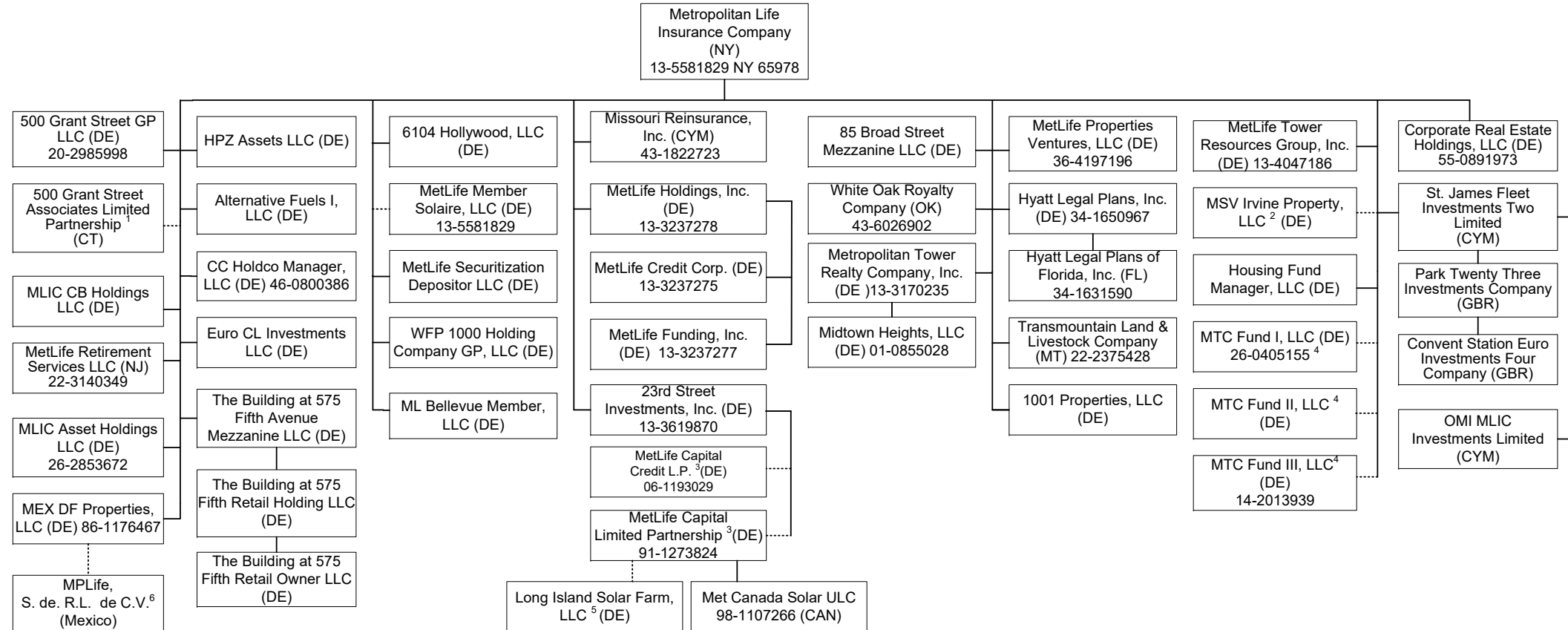
1 72.35109659% of MetLife Chile Inversiones Limitada is owned by MetLife, Inc., 24.8823628% by American Life Insurance Company, 2.76654057% is owned by Inversiones MetLife Holdco Dos Limitada and 0.00000004% is owned by Natiloportem Holdings, LLC.
 2 99.99999% of MetLife Global Operations Support Center Private Limited is owned by MetLife Solutions Pte. Ltd. and 0.00001% is owned by Natiloportem Holdings, LLC.
 3 99.99946% of Inversiones MetLife Holdco Dos Limitada is owned by MetLife, Inc., 0.000535% is owned by MetLife International Holdings, LLC. and 0.0000054% is owned by Natiloportem Holdings, LLC.
 4 99.99% of MetLife Services East Private Limited is owned by MetLife Solutions Pte. Ltd and .01% is owned by Natiloportem Holdings, LLC.

Q11

SCHEDULE Y - INFORMATION CONCERNING ACTIVITIES OF INSURER MEMBERS OF A HOLDING COMPANY GROUP

PART 1 - ORGANIZATIONAL CHART

A



Q11.1

1 99% of 500 Grant Street Associates Limited Partnership is held by Metropolitan Life Insurance Company and 1% by 500 Grant Street GP LLC.

2 96% of MSV Irvine Property, LLC is owned by Metropolitan Life Insurance Company and 4% is owned by Metropolitan Tower Realty Company, Inc.

3 1% General Partnership interest is held by 23rd Street Investment, Inc. and 99% Limited Partnership interest is held by Metropolitan Life Insurance Company.

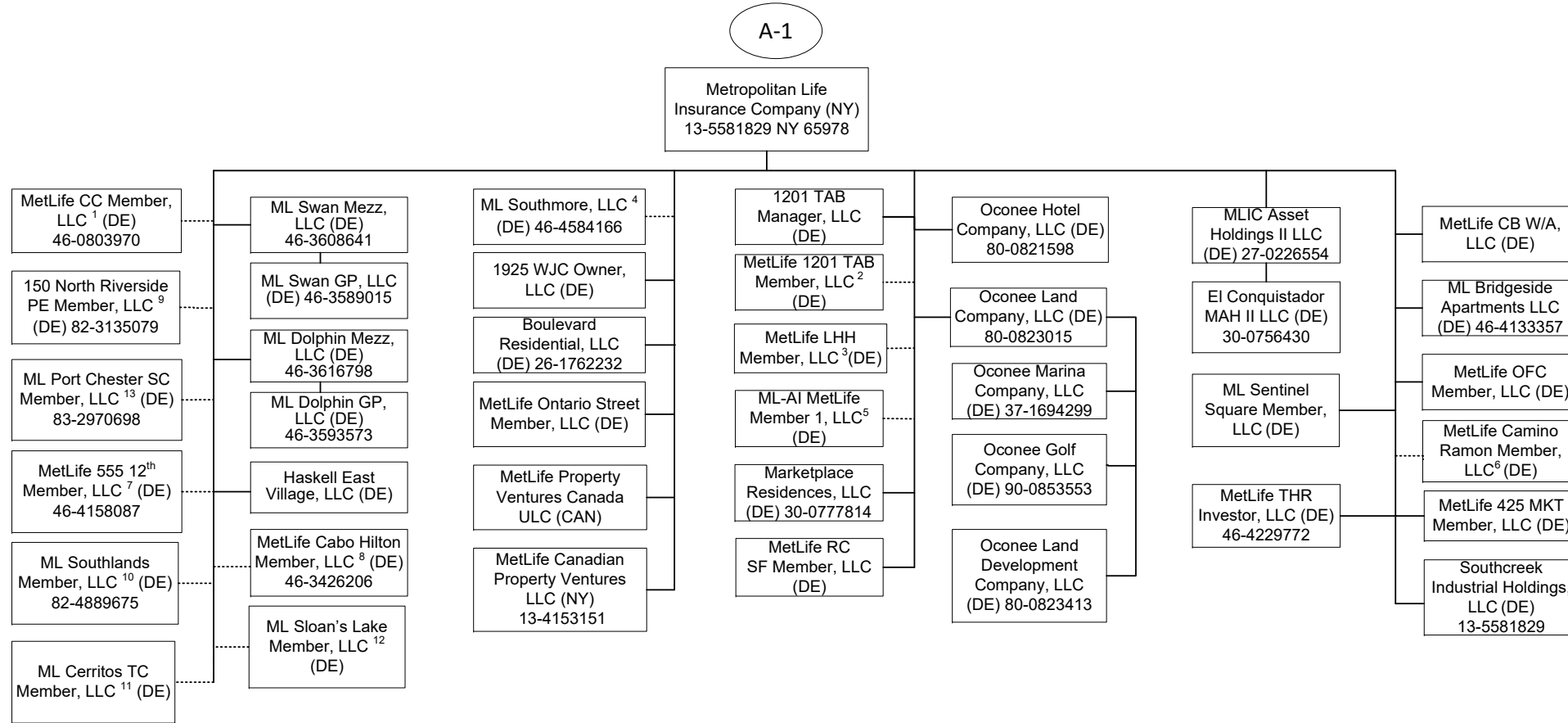
4 Housing Fund Manager, LLC is the managing member and owns .01% and the remaining interests are held by a third party member.

5 90.39% membership interest is held by LISF Solar Trust in which MetLife Capital Limited Partnership has a 100% beneficial interest and the rest is owned by a third party.

6 99.99% of MPLife, S. de. R.L. de C.V. is owned by MEX DF Properties, LLC and .01% is owned by Euro CL Investments, LLC.

SCHEDULE Y - INFORMATION CONCERNING ACTIVITIES OF INSURER MEMBERS OF A HOLDING COMPANY GROUP

PART 1 - ORGANIZATIONAL CHART



Q11.2

1 95.122% of MetLife CC Member, LLC is held by Metropolitan Life Insurance Company and 4.878% by Metropolitan Tower Life Insurance Company.

2 96.9% of MetLife 1201 TAB Member, LLC is owned by Metropolitan Life Insurance Company and 3.10% is owned by Metropolitan Property and Casualty Insurance Company.

3 99% of MetLife LHH Member, LLC is owned by Metropolitan Life Insurance Company and 1% by Metropolitan Tower Life Insurance Company.

4 99% of ML Southmore, LLC is owned by Metropolitan Life Insurance Company and 1% by Metropolitan Tower Life Insurance Company.

5 95.199% of the membership interest is owned by Metropolitan Life Insurance Company and 4.801% by Metropolitan Property and Casualty Insurance Company.

6 99% of MetLife Camino Ramon Member, LLC is owned by Metropolitan Life Insurance Company and 1% by Metropolitan Tower Life Insurance Company.

7 94.6% of MetLife 555 12th Member, LLC is owned by Metropolitan Life Insurance Company and 5.4% is owned by Metropolitan Tower Life Insurance Company.

8 83.1% of MetLife Cabo Hilton Member, LLC is owned by Metropolitan Life Insurance Company and 16.9% by Metropolitan Tower Life Insurance Company.

9 81.45% of 150 North Riverside PE Member, LLC is owned by Metropolitan Life Insurance Company, 18.55% is owned by Metropolitan Tower Life Insurance Company.

10 60% of ML Southlands Member, LLC is owned by Metropolitan Life Insurance Company and 40% is owned by Metropolitan Tower Life Insurance Company.

11 60% of ML Cerritos TC Member, LLC is owned by Metropolitan Life Insurance Company and 40% is owned by Metropolitan Tower Life Insurance Company.

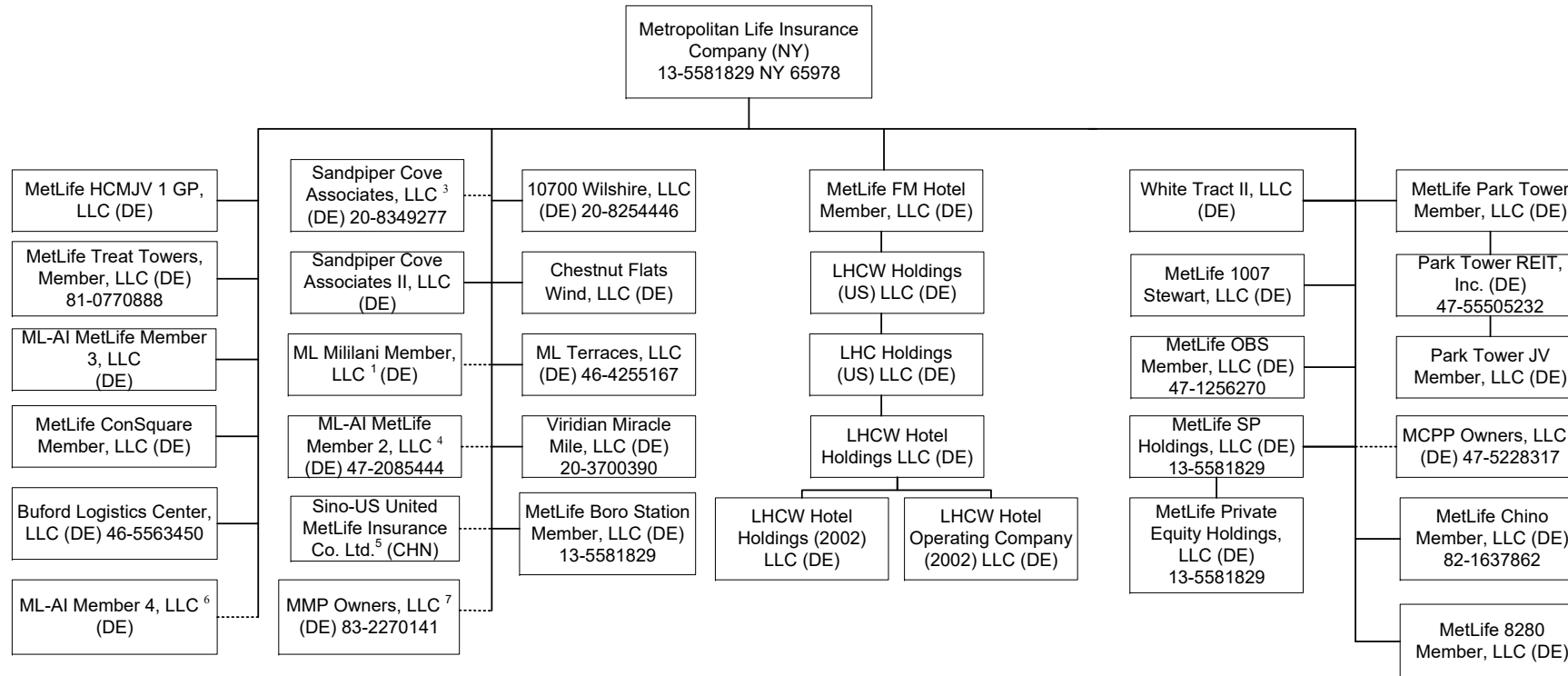
12 55% of ML Sloan's Lake Member, LLC is owned by Metropolitan Life Insurance Company and 45% is owned by Metropolitan Tower Life Insurance Company.

13 60% of ML Port Chester SC Member, LLC is owned by Metropolitan Life Insurance Company and 40% is owned by Metropolitan Tower Life Insurance Company.

SCHEDULE Y - INFORMATION CONCERNING ACTIVITIES OF INSURER MEMBERS OF A HOLDING COMPANY GROUP

PART 1 - ORGANIZATIONAL CHART

A-2

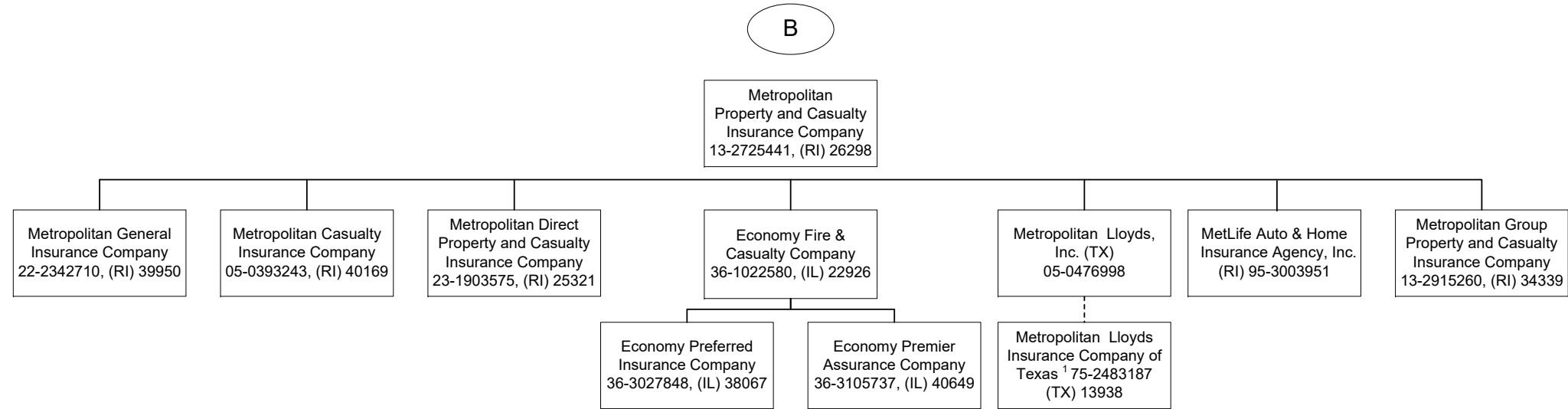


- 1 95% of ML Mililani Member, LLC is owned by Metropolitan Life Insurance Company and 5% is owned by Metropolitan Tower Life Insurance Company.
- 2 87.34% of MCPP Owners, LLC is owned by Metropolitan Life Insurance Company, 1.81% by Metropolitan Tower Life Insurance Company and 10.85% by MTL Leasing, LLC.
- 3 90.59% of the membership interest is owned by Metropolitan Life Insurance Company and 9.41% of the membership interest is owned by Metropolitan Tower Realty Company, Inc.
- 4 98.97% of ML-AI MetLife Member 2, LLC is owned by Metropolitan Life Insurance Company and 1.03% by Metropolitan Tower Life Insurance Company.
- 5 50% of Sino-US United MetLife Insurance Co. Ltd. is owned by Metropolitan Life Insurance Company and 50% is owned by a third party.
- 6 60% of ML-AI Member 4, LLC is owned by Metropolitan Life Insurance Company and 40% is owned by Metropolitan Tower Life Insurance Company.
- 7 98.82% of MMP Owners, LLC is owned by Metropolitan Life Insurance Company and 1.18% is owned by Metropolitan Property and Casualty Insurance Company.

Q11.3

SCHEDULE Y - INFORMATION CONCERNING ACTIVITIES OF INSURER MEMBERS OF A HOLDING COMPANY GROUP

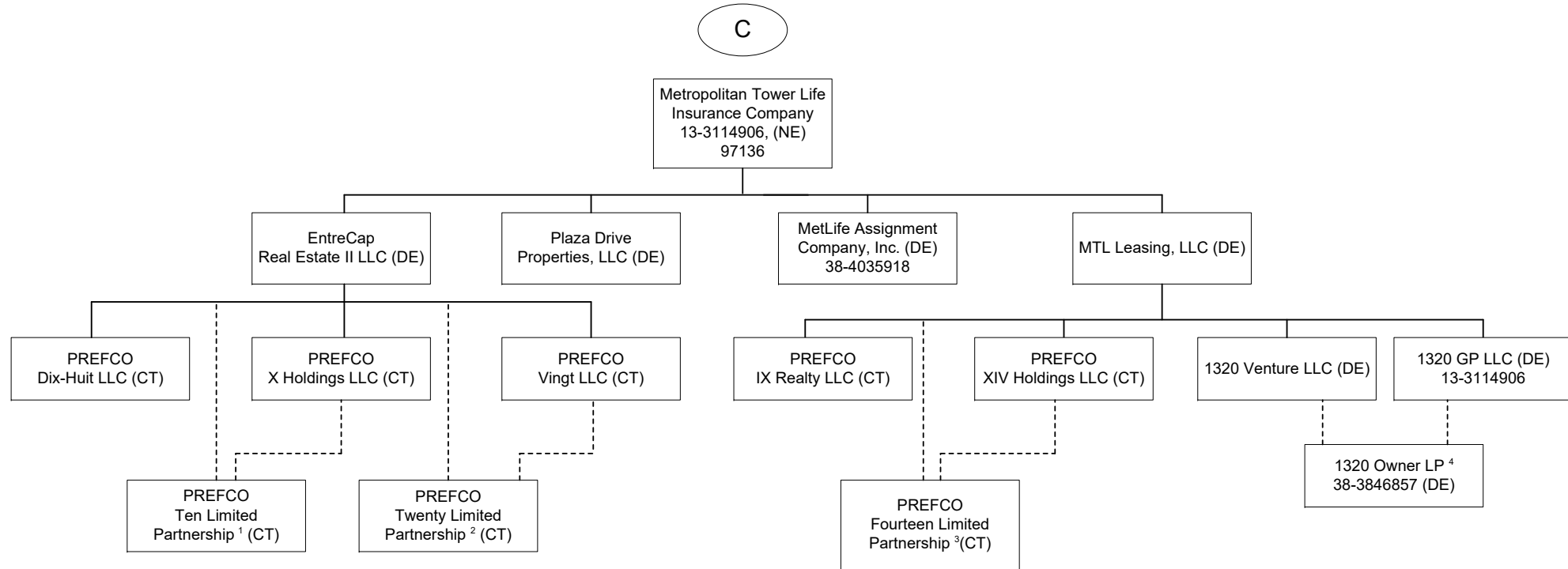
PART 1 - ORGANIZATIONAL CHART



¹ Metropolitan Lloyds Insurance Company of Texas, an affiliated association, provides automobile, homeowner and related insurance for the Texas market. It is an association of individuals designated as underwriters. Metropolitan Lloyds, Inc., a subsidiary of Metropolitan Property and Casualty Insurance Company, serves as the attorney-in-fact and manages the association.

SCHEDULE Y - INFORMATION CONCERNING ACTIVITIES OF INSURER MEMBERS OF A HOLDING COMPANY GROUP

PART 1 - ORGANIZATIONAL CHART



1 99.9% of PREFCO Ten Limited Partnership is owned by EntreCap Real Estate II, LLC and .10% is owned by PREFCO X Holdings LLC.

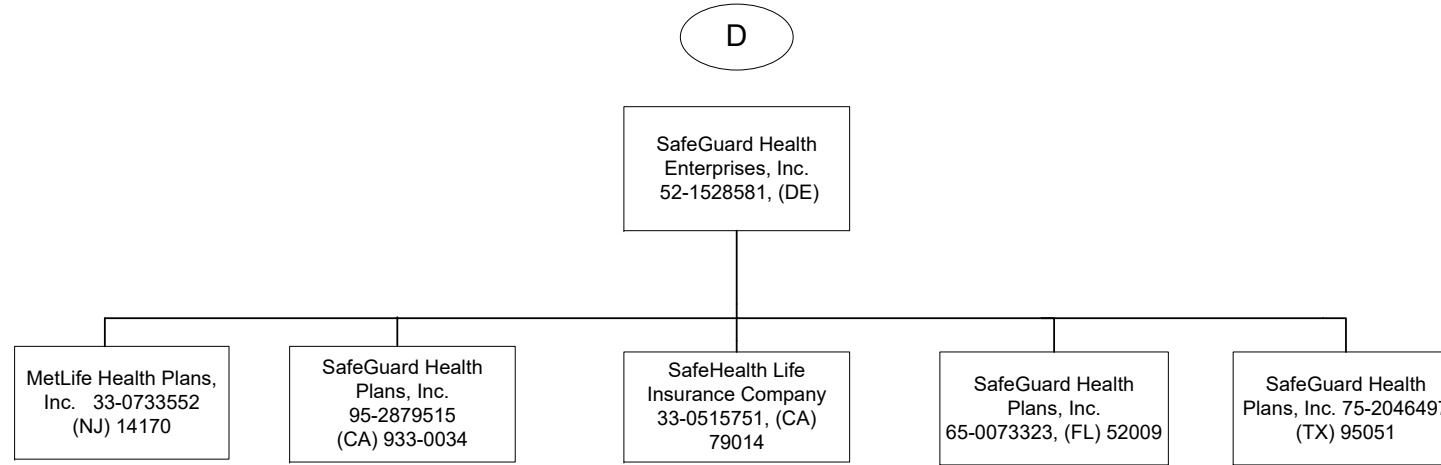
2 99% of PREFCO Twenty Limited Partnership. is owned by EntreCap Real Estate II, LLC and 1% is owned by PREFCO Vingt LLC.

3 99.9% of PREFCO Fourteen Limited Partnership is owned by MTL Leasing, LLC and .10% is owned by PREFCO XIV Holdings LLC.

4 99.9% of 1320 Owner LP is owned by 1320 Venture LLC and .10% is owned by 1320 GP LLC.

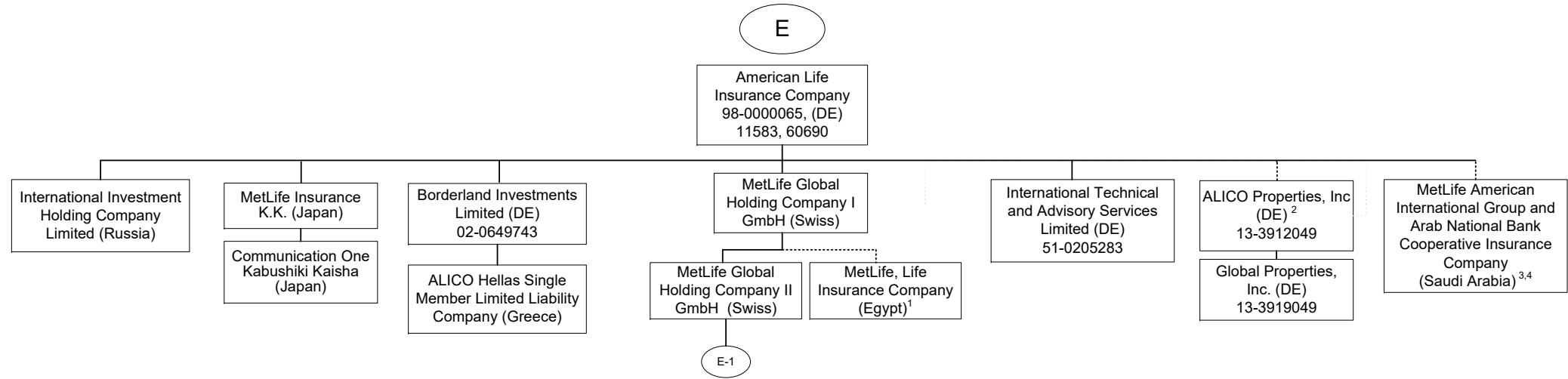
SCHEDULE Y - INFORMATION CONCERNING ACTIVITIES OF INSURER MEMBERS OF A HOLDING COMPANY GROUP

PART 1 - ORGANIZATIONAL CHART



SCHEDULE Y - INFORMATION CONCERNING ACTIVITIES OF INSURER MEMBERS OF A HOLDING COMPANY GROUP

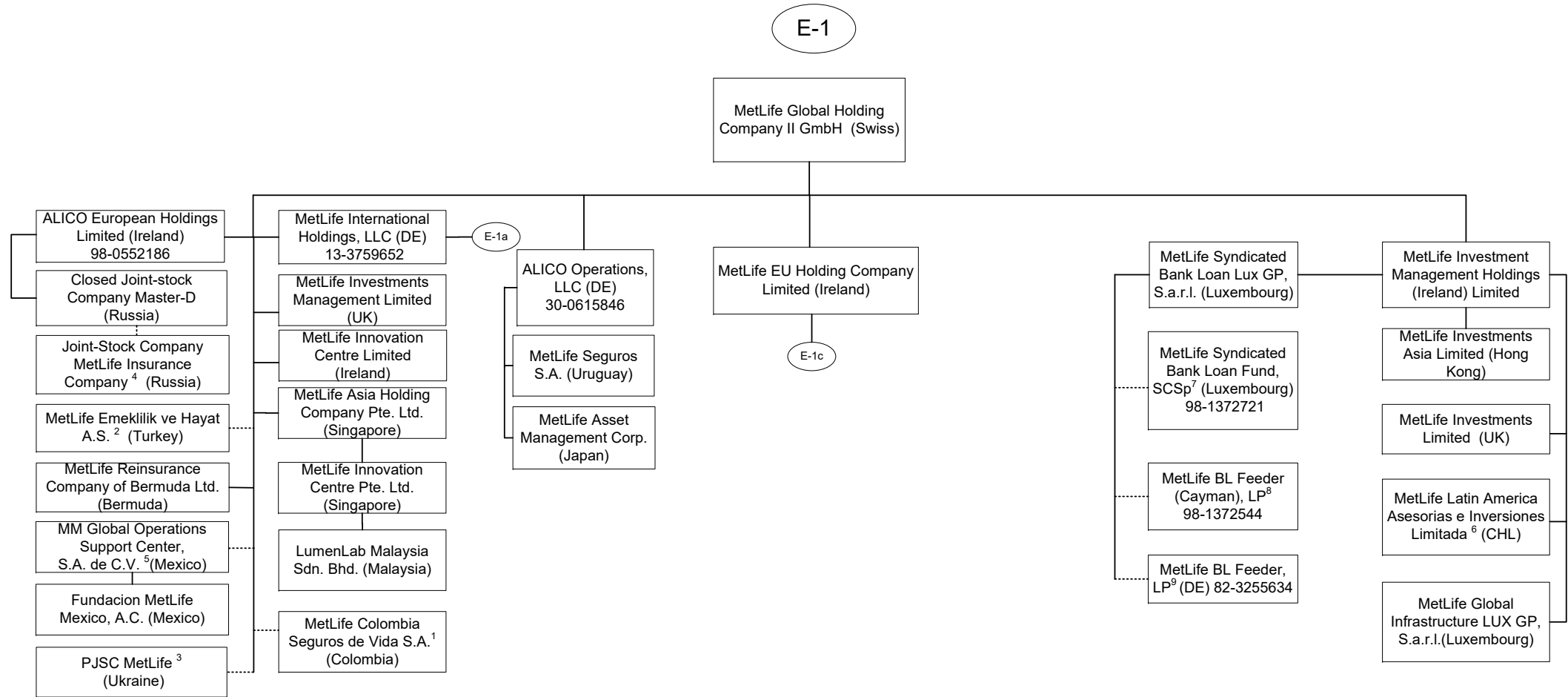
PART 1 - ORGANIZATIONAL CHART



1 84.125% of MetLife, Life Insurance Company (Egypt) is owned by MetLife Global Holding Company I GmbH and the remaining interest by third parties.
 2 51% of ALICO Properties, Inc. is owned by American Life Insurance Company and the remaining interest by third parties.
 3 The Delaware Department of Insurance approved a disclaimer of affiliation and therefore, this company is not considered an affiliate under Delaware Law.
 4 30% of MetLife American International Group and Arab National Bank Cooperative Insurance Company is owned by American Life Insurance Company and the remaining interest by third parties.

SCHEDULE Y - INFORMATION CONCERNING ACTIVITIES OF INSURER MEMBERS OF A HOLDING COMPANY GROUP

PART 1 - ORGANIZATIONAL CHART



1 89.9999657134583% of MetLife Colombia Seguros de Vida S.A. is owned by MetLife Global Holding Company II GmbH, 10.0000315938813% is owned by MetLife Global Holding Company I GmbH, International Technical and Advisory Services Limited, Borderland Investments Limited and Natloportem Holdings, LLC each own 0.000000897553447019009%.

2 99.98% of MetLife Emeklilik ve Hayat A.S. is owned by MetLife Global Holding Company II GmbH (Swiss) and the remaining by third parties.

3 99.9988% of PJSC MetLife is owned by MetLife Global Holding Company II GmbH, .0006% is owned by International Technical and Advisory Services Limited and the remaining .0006% is owned by Borderland Investments Limited

4 51% of Joint-stock Company MetLife Insurance Company is owned by Closed Joint-stock Company Master D and 49% is owned by MetLife Global Holding Company II GmbH.

5 99.999509% of MM Global Operations Support Center S.A. de C.V. (Mexico) is held by MetLife Global Holding Company II GmbH (Swiss) and 0.000491% is held by MetLife Global Holding Company I GmbH (Swiss).

6 99.99% of MetLife Latin American Asesorias e Inversiones Limitada is owned by MetLife Investment Management Holdings (Ireland) Limited and .01% is owned by MetLife Global Holding Company II GmbH (Swiss).

7 MetLife Syndicated Bank Loan Lux GP, S.a.r.l. is the general partner of MetLife Syndicated Bank Loan Fund, SCSp (the "Fund"). The only investors in the Fund are MetLife BL Feeder (Cayman), LP and MetLife BL Feeder, LP.

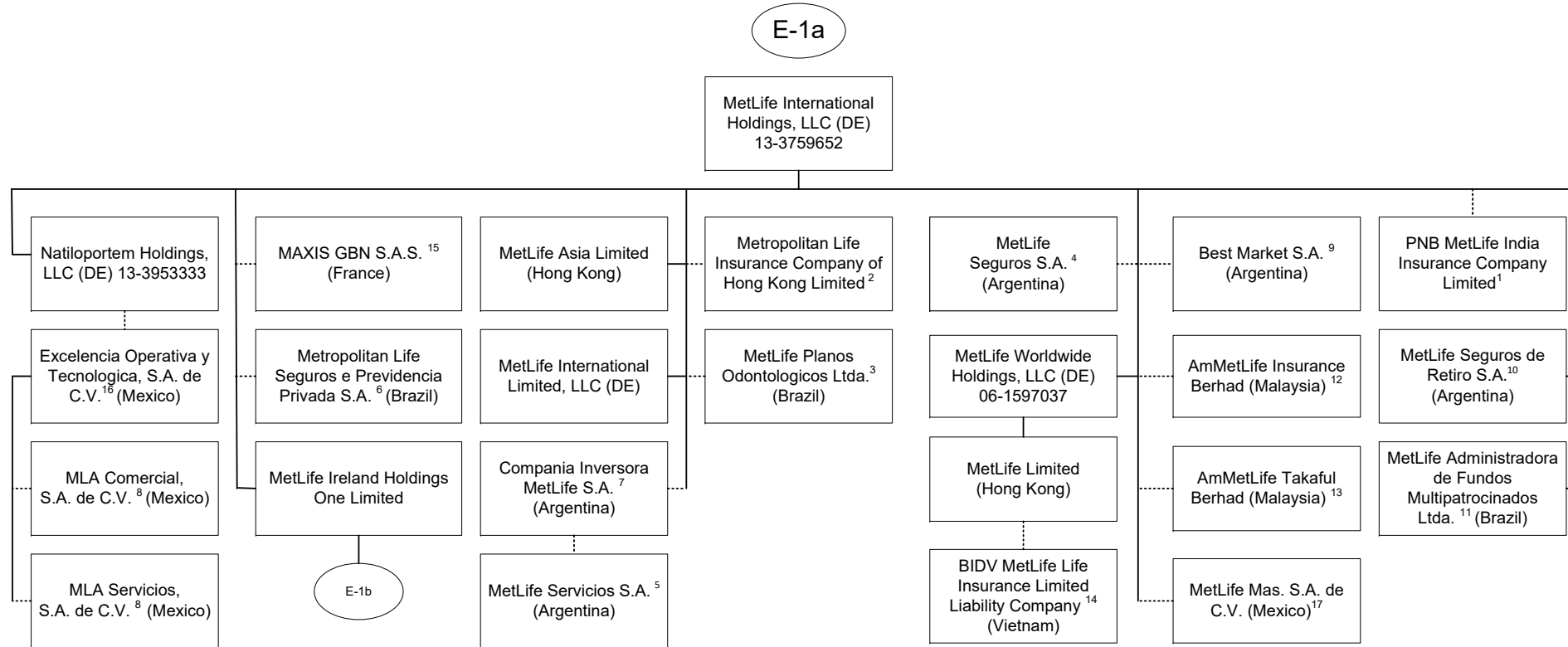
8 MetLife Syndicated Bank Loan Lux GP, S.a.r.l. is the general partner of MetLife BL Feeder (Cayman), LP (the "Fund"). MetLife BL Feeder (Cayman), LP is an investor in the Fund. The following affiliates hold limited partnership interests in the feeder: MetLife Limited (3.14%), MetLife Insurance K.K. (93.72%) and MetLife Insurance Company of Korea Limited (3.14%).

9 MetLife Syndicated Bank Loan Lux GP, S.a.r.l. is the general partner of MetLife BL Feeder, LP (the "Fund"). MetLife BL Feeder, LP is an investor in the Fund. The following affiliate holds a limited partnership interest in the feeder: Metropolitan Life Insurance Company (49.26%). The remaining 50.74% is owned by one third party investor.

Q11.8

SCHEDULE Y - INFORMATION CONCERNING ACTIVITIES OF INSURER MEMBERS OF A HOLDING COMPANY GROUP

PART 1 - ORGANIZATIONAL CHART

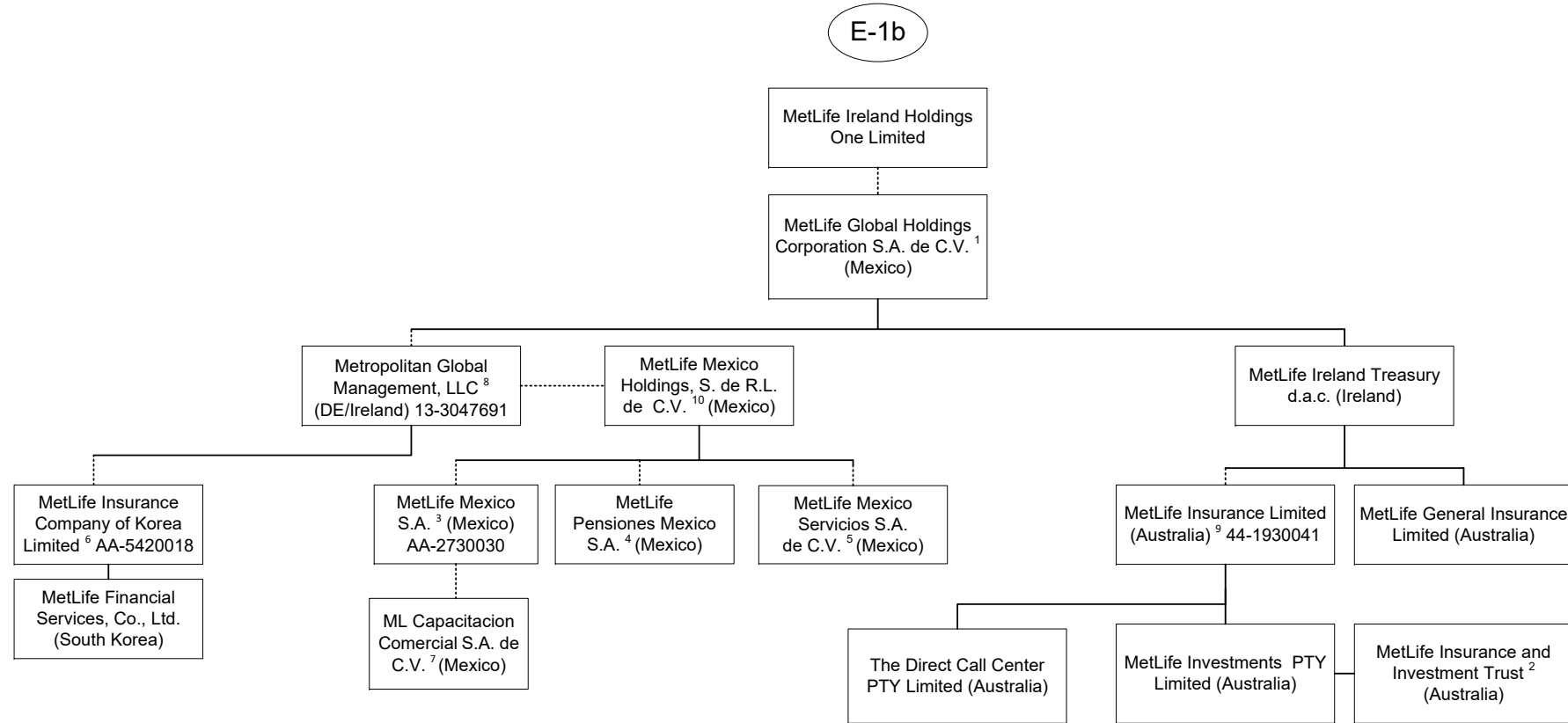


1 32.05% of PNB MetLife India Insurance Company Limited is owned by MetLife International Holdings, LLC and 67.95% is owned by third parties.
 2 99.99935% of Metropolitan Life Insurance Company of Hong Kong Limited is owned by MetLife International Holdings, LLC and 0.00065% is owned by Natiloportem Holdings, LLC.
 3 99.999% of MetLife Planos Odontologicos Ltda. is owned by MetLife International Holdings, LLC and .001% is owned by Natiloportem Holdings, LLC.
 4 95.5242% of MetLife Seguros S.A. is owned by MetLife International Holdings, LLC and 2.6753% is owned by Natiloportem Holdings, LLC and 1.8005% is owned by International Technical and Advisory Services Limited.
 5 18.87% of the shares of MetLife Servicios S.A. are held by Compania Inversora MetLife S.A., 79.88% is owned by MetLife Seguros S.A., .99% is held by Natiloportem Holdings, LLC and .26% is held by MetLife Seguros de Retiro S.A.
 6 66.662% is owned by MetLife International Holdings, LLC, 33.337% is owned by MetLife Worldwide Holdings, LLC and 0.001% is owned by Natiloportem Holdings, LLC.
 7 95.46% is owned by MetLife International Holdings, LLC and 4.54% is owned by Natiloportem Holdings, LLC.
 8 99% is owned by Excelencia Operativa y Tecnologica, S.A. de C.V. and 1% is owned by MetLife Mexico Servicios S.A. de C.V.

9 5% of the shares are held by Natiloportem Holdings, LLC and 95% is owned by MetLife International Holdings, LLC.
 10 96.8897% is owned by MetLife International Holdings, LLC, 3.1102% is owned by Natiloportem Holdings, and .0001% is owned by International Technical and Advisory Services Limited.
 11 99.99998% of MetLife Administradora de Fondos Multipatrocinos Ltda. is owned by MetLife International Holdings, LLC and .00002% by Natiloportem Holdings, LLC.
 12 50.000002% of AmMetLife Insurance Berhad is owned by MetLife International Holdings, LLC and the remainder by a third party.
 13 49.9999997% of AmMetLife Takaful Berhad is owned by MetLife International Holdings, LLC and the remainder by a third party.
 14 60% of BIDV MetLife Life Insurance Limited Liability Company is held by MetLife Limited (Hong Kong) and the remainder by third parties.
 15 50% of MAXIS GBN S.A.S. is held by MetLife International Holdings, LLC and the remainder by third parties.
 16 99% of Excelencia Operativa y Tecnologica, S.A. de C.V. is held by Natiloportem Holdings, LLC and 1% by MetLife Mexico Servicios S.A. de C.V.
 17 99.99964399% MetLife Mas, SA de C.V. is owned by MetLife International Holdings, LLC and .00035601% is owned by International Technical and Advisory Services Limited.

SCHEDULE Y - INFORMATION CONCERNING ACTIVITIES OF INSURER MEMBERS OF A HOLDING COMPANY GROUP

PART 1 - ORGANIZATIONAL CHART



1 98.9% is owned by MetLife Ireland Holdings One Limited and 1.1% is owned by MetLife International Limited, LLC.

2 MetLife Insurance and Investment Trust is a trust vehicle, the trustee of which is MetLife Investments PTY Limited ("MIPL").

MIPL is a wholly owned subsidiary of MetLife Insurance PTY Limited.

3 99.050271% is owned by MetLife Mexico Holdings, S. de R.L. de C.V. and .949729% is owned by MetLife International Holdings, LLC.

4 97.5125% is owned by MetLife Mexico Holdings, S. de R.L. de C.V. and 2.4875% is owned by MetLife International Holdings, LLC.

5 98% is owned by MetLife Mexico Holdings, S. de R.L. de C.V. and 2% is owned by MetLife International Holdings, LLC.

6 14.64% is owned by MetLife Mexico, S.A. and 85.36% is owned by Metropolitan Global Management, LLC.

7 99% is owned by MetLife Mexico S.A. and 1% is owned by MetLife Mexico Servicios, S.A. de C.V.

8 99.7% is owned by MetLife Global Holdings Corporation S.A. de C.V. and 0.3% is owned by MetLife International Holdings, LLC.

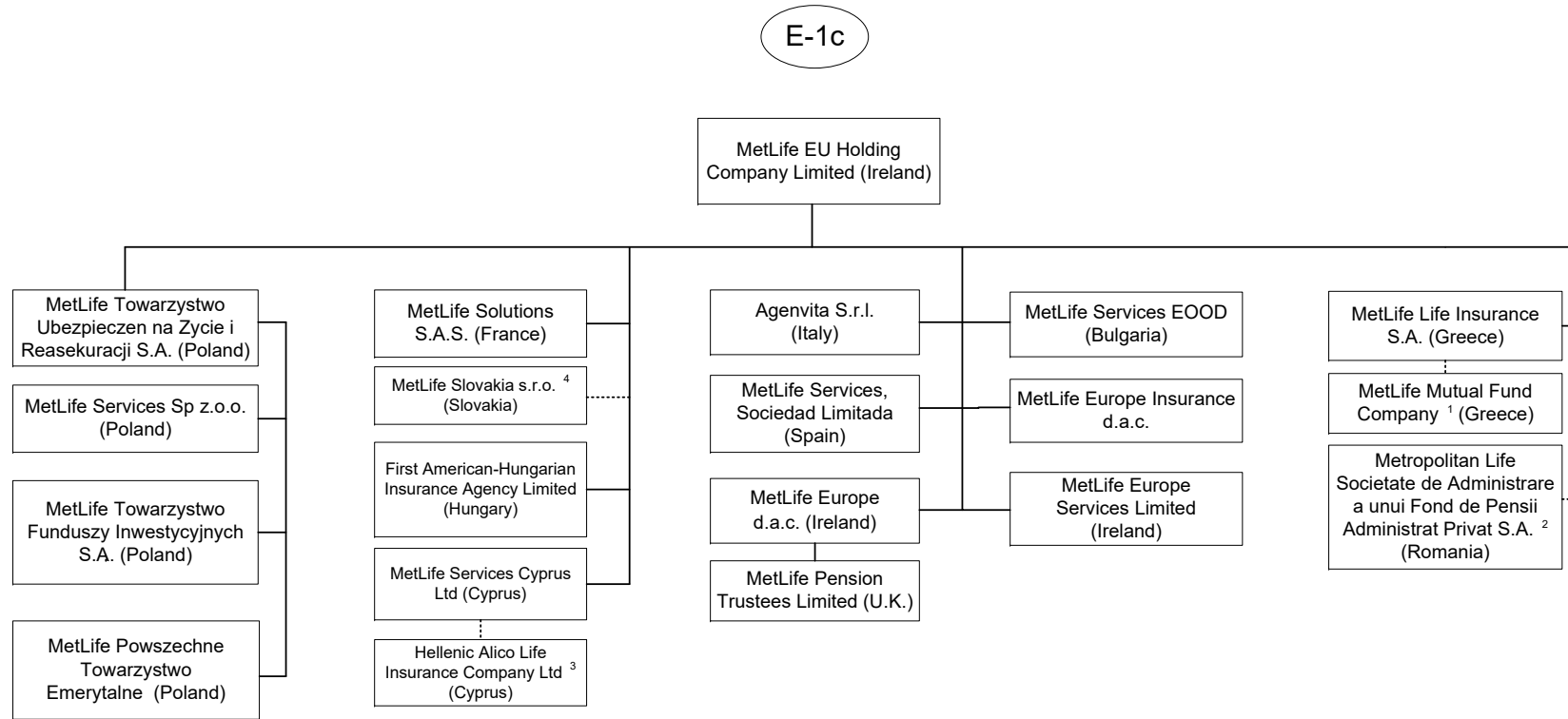
9 91.16468% of MetLife Insurance Limited (Australia) is owned by MetLife Ireland Treasury d.a.c. and 8.83532% by MetLife Global Holdings Corp. S.A. de C.V..

10 99.99995% is owned by Metropolitan Global Management, LLC and .00005% is owned by Exelencia Operativa y Tecnologica, S.A. de C.V.

Q11.10

SCHEDULE Y - INFORMATION CONCERNING ACTIVITIES OF INSURER MEMBERS OF A HOLDING COMPANY GROUP

PART 1 - ORGANIZATIONAL CHART

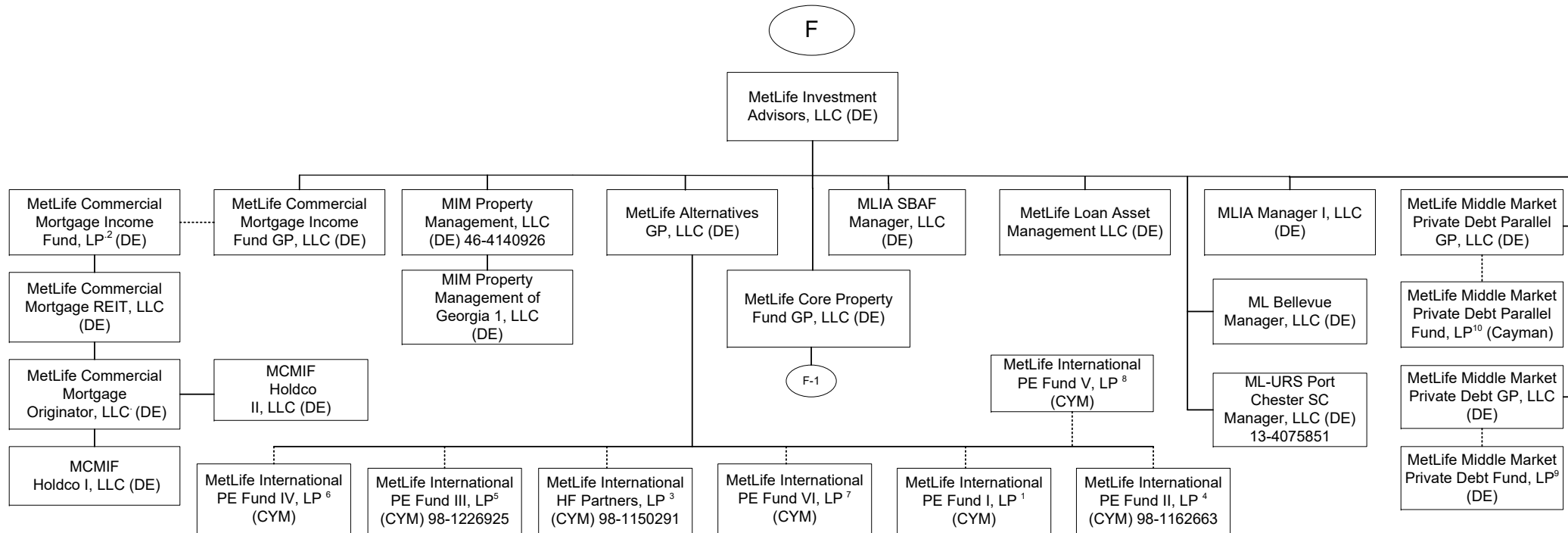


1 90% of MetLife Mutual Fund Company is owned by MetLife Life Insurance S.A. and the remaining interest by a third party.
 2 99.9836% of Metropolitan Life Societate de Administrare a unui Fond de Pensii Administrat Privat S.A. is owned by MetLife EU Holding Company Limited and 0.0164% by MetLife Services Sp z.o.o.

3 27.5% of Hellenic Alico Life Insurance Company Ltd. is owned by MetLife Services Cyprus Ltd (Cyprus) and the remaining by a third party.
 4 99.956% of MetLife Slovakia s.r.o. (Slovakia) is owned by MetLife EU Holding Company Limited and 0.044% is owned by International Technical and Advisory Services Limited.

SCHEDULE Y - INFORMATION CONCERNING ACTIVITIES OF INSURER MEMBERS OF A HOLDING COMPANY GROUP

PART 1 - ORGANIZATIONAL CHART



Q11.12

1 92.593% of the Limited Partnership interests of this entity is owned by MetLife Insurance K.K., 4.115% is owned by MetLife Mexico S.A., 2.716% by MetLife Limited (Hong Kong) and the remaining 0.576% is owned by Metropolitan Life Insurance Company of Hong Kong Limited.

2 MetLife Commercial Mortgage Income Fund GP, LLC is the general partner of MetLife Commercial Mortgage Income Fund, LP (the "Fund"). A majority of the limited partnership interests in the Fund are held by third parties. The following affiliates hold limited partnership interests in the Fund: Metropolitan Life Insurance Company owns 26.6%, MetLife Insurance Company of Korea, Limited, owns 2.1%, MetLife Limited owns 2.7%, Metropolitan Life Insurance Company of Hong Kong Limited owns 0.03% and Metropolitan Tower Life Insurance Company owns 2.7% (the remainder is held by third party investors).

3 88.22% of the limited partnership interests of this entity is owned by MetLife Insurance K.K. (Japan), 9.47% is owned by MetLife Insurance Company of Korea Limited, 2.29% is owned by MetLife Limited (Hong Kong) and 0.02% is owned by MetLife Alternatives, GP.

4 94.54% of the limited partnership interest of MetLife International PE Fund II, LP is owned by MetLife Insurance K.K. (Japan), 2.77% is owned by MetLife Limited (Hong Kong), 2.1% is owned by MetLife Mexico, S.A. and 0.59% is owned by Metropolitan Life Insurance Company Hong Kong Limited.

5 88.93% of the limited partnership interest of MetLife International PE Fund III, LP is owned by MetLife Insurance K.K. (Japan), 7.91% is owned by MetLife Insurance Company of Korea Limited, 2.61% is owned by MetLife Limited (Hong Kong) and 0.55% is owned by Metropolitan Life Insurance Company Hong Kong Limited.

6 94.70% of the Limited Partnership interests of MetLife International PE Fund IV, LP is owned by MetLife Insurance K.K., 3.79% is owned by MetLife Insurance Company of Korea Limited, 1.51% is owned by MetLife Limited (Hong Kong).

7 76.323% of the Limited Partnership interests of MetLife International PE Fund VI, LP is owned by MetLife Insurance K.K., 20.208% is owned by MetLife Limited and 3.469% is owned by MetLife Insurance Company of Korea.

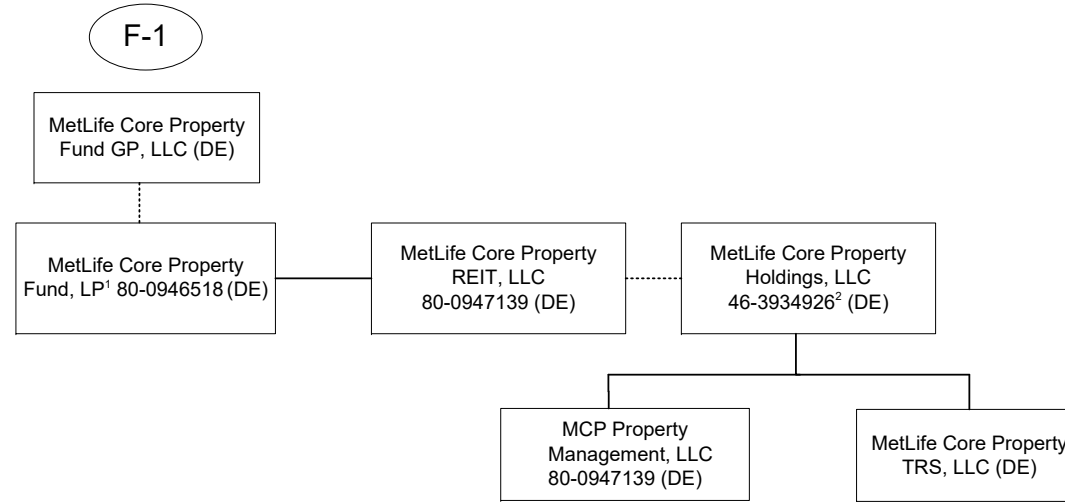
8 81.699% of the Limited Partnership interests of MetLife International PE Fund V, LP entity is owned by MetLife Insurance K.K., 15.033% is owned by MetLife Limited (Hong Kong) and 3.268% is owned by MetLife Insurance Company of Korea, Limited.

9 MetLife Middle Market Private Debt, GP, LLC is the general partner of MetLife Middle Market Private Debt Fund, L.P (the "Fund"). The following affiliates hold limited partnership interests in the Fund: 31.15% is held by MetLife Private Equity Holdings, 31.15% is held by Metropolitan Life Insurance Company, .35% is held by MetLife Middle Market Private Debt, GP, LLC. The remainder is held by a third party.

10 MetLife Middle Market Private Debt Parallel GP is the general partner of MetLife Middle Market Private Debt Parallel Fund, LP. The following affiliate holds a limited partnership interest in the Fund: MetLife Insurance K.K. (100%).

SCHEDULE Y - INFORMATION CONCERNING ACTIVITIES OF INSURER MEMBERS OF A HOLDING COMPANY GROUP

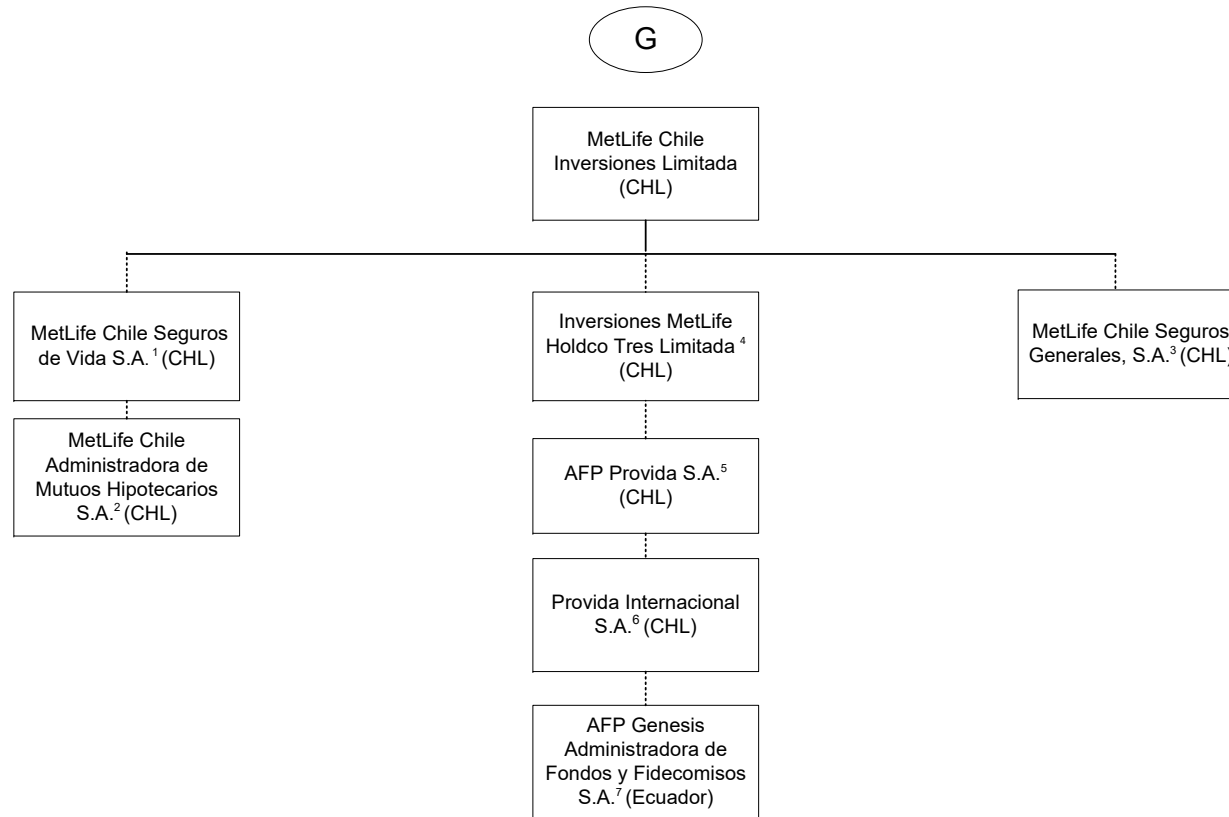
PART 1 - ORGANIZATIONAL CHART



- 1 MetLife Core Property Fund GP, LLC is the general partner of MetLife Core Property Fund, LP (the "Fund"). A substantial majority of the limited partnership interests in the Fund are held by third parties. The following affiliates hold limited partnership interests in the Fund: Metropolitan Life Insurance Company owns 14.84%, Metropolitan Life Insurance Company (on behalf of Separate Account 746) owns 2.40%, MetLife Insurance Company of Korea Limited owns 1.93%, MetLife Insurance KK owns 6.54%, Metropolitan Property and Casualty Insurance Company owns 1.68% and Metropolitan Tower Life Insurance Company owns 0.05%.
- 2 MetLife Core Property Holdings, LLC also holds, directly or indirectly, the following limited liability companies (indirect ownership indicated in parenthesis): MCP Alley24 East, LLC; MCP Property Management, LLC; MCP One Westside, LLC; MCP 7 Riverway, LLC; MCP Acquisition, LLC; MCP SoCal Industrial – Springdale, LLC; MCP SoCal Industrial – Concourse, LLC; MCP SoCal Industrial – Kellwood, LLC; MCP SoCal Industrial – Redondo, LLC; MCP SoCal Industrial – Fullerton, LLC; MCP SoCal Industrial – Loker, LLC; MCP Paragon Point, LLC; MCP 4600 South Syracuse, LLC; MCP The Palms at Doral, LLC; MCP Waterford Atrium, LLC; MCP EnV Chicago, LLC; MCP 1900 McKinney, LLC; MCP 550 West Washington, LLC; MCP 3040 Post Oak, LLC; MCP Plaza at Legacy, LLC; MetLife Core Property TRS, LLC; MCP SoCal Industrial – LAX, LLC; MCP SoCal Industrial - Anaheim, LLC; MCP SoCal Industrial - Canyon, LLC; MCP SoCal Industrial – Bernardo, LLC; MCP Ashton South End, LLC; MCP Lodge At Lakecrest, LLC; MCP Main Street Village, LLC; MCP Trimble Campus, LLC; MCP Highland Park Lender, LLC; MCP Buford Logistics Center Bldg B, LLC; MCP 22745 & 22755 Relocation Drive, LLC; MCP 9020 Murphy Road, LLC; MCP Atlanta Gateway, LLC; MCP Northyards Holdco, LLC; MCP Northyards Owner, LLC (100%); MCP Northyards Master Lessee, LLC (100%); MCP VOA Holdings, LLC; MCP VOA I & III, LLC (100%); MCP VOA II, LLC (100%); MCP West Broad Marketplace, LLC; MCP Union Row, LLC; MCP Fife Enterprise Center, LLC; MCP 2 Ames, LLC; MCP 2 Ames Two, LLC (100%); MCP 2 Ames One, LLC (100%); MCP 2 Ames Owner, LLC (100%); MCP 350 Rohlwing, LLC; MCP – Wellington, LLC; MCP Onyx, LLC; MCP Valley Forge, LLC; MCP Valley Forge Two, LLC (100%); MCP Valley Forge One, LLC (100%); MCP Valley Forge Owner, LLC (89%); MCP MA Property REIT, LLC; MCPF – Needham, LLC (100%); MCP 60 11th Street Member, LLC; 60 11th Street, LLC (100%); MCP-English Village, LLC; MCP 100 Congress Member, LLC; Des Moines Creek Business Park Phase II, LLC (95%); MCP Magnolia Park Member, LLC; MCP Denver Pavilions Member, LLC; MCP Buford Logistics Center 2 Member, LLC; MCP Seattle Gateway 1 Member, LLC; MCP 249 Industrial Business Park Member, LLC; MCP Seattle Gateway II Member, LLC; MCP Seventh and Osborn Retail Member, LLC; MCP Seventh and Osborn MF Member, LLC; Seventh and Osborn MF Venture, LLC (92.5%); High Street Seventh and Osborn Apartments, LLC (92.5%); MCP Block 23 Member, LLC; SLR Block 23 Residential Owner, LLC (90%); MCP Burnside Member, LLC; MCP Mountain Technology Center Member TRS, LLC; MCP Vineyard Avenue Member, LLC; MCP 93 Red River Member, LLC; MCP 93 Red River Member TRS, LLC.

SCHEDULE Y - INFORMATION CONCERNING ACTIVITIES OF INSURER MEMBERS OF A HOLDING COMPANY GROUP

PART 1 - ORGANIZATIONAL CHART

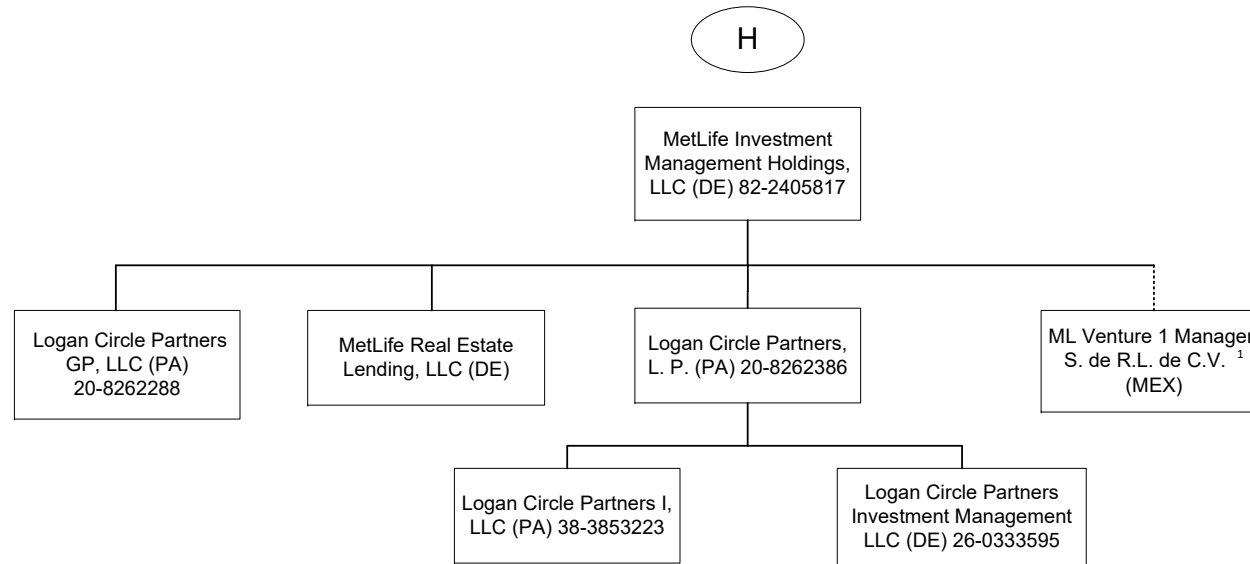


1 99.997% is held by MetLife Chile Inversiones Limitada and .003% by International Technical and Advisory Services Limited.
 2 99.9% is held by MetLife Chile Seguros de Vida S.A. and 0.1% by MetLife Chile Inversiones Limitada.
 3 99.98% of MetLife Chile Seguros Generales, S.A. is owned by MetLife Chile Inversiones Limitada and 0.02% by Inversiones MetLife Holdco Dos Limitada.
 4 97.13% of Inversiones MetLife Holdco Tres Limitada is owned by MetLife Chile Inversiones Limitada and 2.87% is owned by Inversiones MetLife Holdco Dos Limitada.

5 42.3815% of AFP Provida S.A. is owned by Inversiones MetLife Holdco Dos Limitada, 42.3815% owned by Inversiones MetLife Holdco Tres Limitada and 10.9224% by MetLife Chile Inversiones Limitada and the remainder is owned by the public.
 6 99.99% of Provida Internacional S.A. is owned by AFP Provida S.A. and .01% by MetLife Chile Inversiones Limitada.
 7 99.9% of AFP Genesis Administradora de Fondos y Fidecomisos S.A. is owned by Provida Internacional S.A. and 0.1% by AFP Provida S.A.

SCHEDULE Y - INFORMATION CONCERNING ACTIVITIES OF INSURER MEMBERS OF A HOLDING COMPANY GROUP

PART 1 - ORGANIZATIONAL CHART



1. 99.9% of ML Venture1 Manager, S. de R.L. de C.V. is owned by MetLife Investment Management Holdings, LLC and 0.1% is owned by MetLife Investment Management Holdings (Ireland) Limited.

SCHEDULE Y - INFORMATION CONCERNING ACTIVITIES OF INSURER MEMBERS OF A HOLDING COMPANY GROUP

PART 1 - ORGANIZATIONAL CHART

- 1) The voting securities (excluding directors' qualifying shares, if any) of each subsidiary shown on the organizational chart are 100% owned by their respective parent corporation, unless otherwise indicated.
- 2) The Metropolitan Money Market Pool and MetLife Intermediate Income Pool are pass-through investments pools, of which Metropolitan Life Insurance Company and/or its subsidiaries and/or affiliates are general partners.
- 3) The MetLife, Inc. organizational chart does not include real estate joint ventures and partnerships of which MetLife, Inc. and/or its subsidiaries is an investment partner. In addition, certain inactive subsidiaries have also been omitted.
- 4) MetLife Services EEIG is a cost-sharing mechanism used in European Union for European Union-affiliated members.

Statement for March 31, 2019 of the **Metropolitan Property and Casualty Insurance Company**

SCHEDULE Y

PART 1A - DETAIL OF INSURANCE HOLDING COMPANY SYSTEM

1	2	3	4	5	6	7	8	9	10	11	12	13	14	15	16
Group Code	Group Name	NAIC Company Code	ID Number	Federal RSSD	CIK	Name of Securities Exchange if Publicly Traded (U.S. or International)	Names of Parent, Subsidiaries or Affiliates	Domiciliary Location	Relationship to Reporting Entity	Directly Controlled by (Name of Entity/Person)	Type of Control (Ownership Board, Management, Attorney-in-Fact, Influence, Other)	If Control is Ownership Provide Percentage	Ultimate Controlling Entity(ies)/Person(s)	Is an SCA Filing Required? (Y/N)	*
Members															
0241	MetLife	00000	13-4075851	2945824	1099219	NYSE, ISE	MetLife, Inc	DE	UDP	Board of Directors	Board of Directors		Board of Directors	Y	
0241	MetLife	65978	13-5581829	1583845	937834		Metropolitan Life Insurance Company	NY	IA	MetLife, Inc	Ownership	100.000	MetLife, Inc	N	
0241	MetLife	00000	20-2985998				500 Grant Street GP, LLC	DE	NIA	Metropolitan Life Insurance Company	Ownership	100.000	MetLife, Inc	N	
0241	MetLife	00000					500 Grant Street Associates Limited Partnership	CT	NIA	Metropolitan Life Insurance Company	Ownership	99.000	MetLife, Inc	N	
0241	MetLife	00000					500 Grant Street Associates Limited Partnership	CT	NIA	500 Grant Street GP LLC	Ownership	1.000	MetLife, Inc	N	
0241	MetLife	00000	22-3140349				MetLife Retirement Services LLC	NJ	NIA	Metropolitan Life Insurance Company	Ownership	100.000	MetLife, Inc	N	
0241	MetLife	00000					MLIC CB Holdings LLC	DE	NIA	Metropolitan Life Insurance Company	Ownership	100.000	MetLife, Inc	N	
0241	MetLife	00000					HPZ Assets LLC	DE	NIA	Metropolitan Life Insurance Company	Ownership	100.000	MetLife, Inc	N	
0241	MetLife	00000					Alternative Fuels I, LLC	DE	NIA	Metropolitan Life Insurance Company	Ownership	100.000	MetLife, Inc	N	
0241	MetLife	00000	46-0800386				CC Holdco Manager, LLC	DE	NIA	Metropolitan Life Insurance Company	Ownership	100.000	MetLife, Inc	N	
0241	MetLife	00000	13-5581829				MetLife Private Equity Holdings, LLC	DE	NIA	MetLife SP Holdings, LLC	Ownership	100.000	MetLife, Inc	N	
0241	MetLife	00000					Euro CL Investments LLC	DE	NIA	Metropolitan Life Insurance Company	Ownership	100.000	MetLife, Inc	N	
0241	MetLife	00000	13-5581829				1001 Properties, LLC	DE	NIA	Metropolitan Life Insurance Company	Ownership	100.000	MetLife, Inc	N	
0241	MetLife	00000	26-0291767				6104 Hollywood, LLC	DE	NIA	Metropolitan Life Insurance Company	Ownership	100.000	MetLife, Inc	N	
0241	MetLife	00000					The Building at 575 Fifth Avenue Mezzanine LLC	DE	NIA	Metropolitan Life Insurance Company	Ownership	100.000	MetLife, Inc	N	
0241	MetLife	00000					The Building at 575 Fifth Retail Holding LLC	DE	NIA	The Building at 575 Fifth Avenue Mezzanine LLC	Ownership	100.000	MetLife, Inc	N	
0241	MetLife	00000					The Building at 575 Fifth Retail Owner LLC	DE	NIA	The Building at 575 Fifth Retail Holding LLC	Ownership	100.000	MetLife, Inc	N	
0241	MetLife	00000	20-8254446				10700 Wilshire, LLC	DE	NIA	Metropolitan Life Insurance Company	Ownership	100.000	MetLife, Inc	N	
0241	MetLife	00000	20-8342977				Sandpiper Cove Associates II, LLC	DE	NIA	Metropolitan Life Insurance Company	Ownership	100.000	MetLife, Inc	N	
0241	MetLife	00000	47-3741955				ML Miliani Member, LLC	DE	NIA	Metropolitan Life Insurance Company	Ownership	95.000	MetLife, Inc	N	
0241	MetLife	00000	47-3741955				ML Miliani Member, LLC	DE	NIA	Metropolitan Tower Life Insurance Company	Ownership	5.000	MetLife, Inc	N	
0241	MetLife	00000	47-5228317				MCPP Owners, LLC	DE	NIA	Metropolitan Life Insurance Company	Ownership	87.340	MetLife, Inc	N	
0241	MetLife	00000	47-5228317				MCPP Owners, LLC	DE	NIA	Metropolitan Tower Life Insurance Company	Ownership	1.810	MetLife, Inc	N	
0241	MetLife	00000	47-5228317				MCPP Owners, LLC	DE	NIA	MTL Leasing, LLC	Ownership	10.850	MetLife, Inc	N	
0241	MetLife	00000	20-3700390				Viridian Miracle Mile, LLC	DE	NIA	Metropolitan Life Insurance Company	Ownership	100.000	MetLife, Inc	N	
0241	MetLife	00000	98-1107266				MetLife Canada Solar ULC	CAN	NIA	MetLife Capital, Limited Partnership	Ownership	100.000	MetLife, Inc	N	
0241	MetLife	00000	86-1176467				MEX DF Properties, LLC	DE	NIA	Metropolitan Life Insurance Company	Ownership	100.000	MetLife, Inc	N	
0241	MetLife	00000					MPLife, S. de. R. L. de C.V.	MEX	NIA	MEX DF Properties, LLC	Ownership	99.990	MetLife, Inc	N	
0241	MetLife	00000					MPLife, S. de. R. L. de C.V.	MEX	NIA	Euro CL Investments LLC	Ownership	0.010	MetLife, Inc	N	
0241	MetLife	00000	55-0891973				Corporate Real Estate Holdings, LLC	DE	NIA	Metropolitan Life Insurance Company	Ownership	100.000	MetLife, Inc	N	
0241	MetLife	00000					WFP 1000 Holding Company GP, LLC	DE	NIA	Metropolitan Life Insurance Company	Ownership	100.000	MetLife, Inc	N	
0241	MetLife	00000					ML Bellevue Member, LLC	DE	NIA	Metropolitan Life Insurance Company	Ownership	100.000	MetLife, Inc	N	
0241	MetLife	00000					MSV Irvine Property, LLC	DE	NIA	Metropolitan Life Insurance Company	Ownership	96.000	MetLife, Inc	N	
0241	MetLife	00000					MSV Irvine Property, LLC	DE	NIA	Metropolitan Tower Realty Company, Inc	Ownership	4.000	MetLife, Inc	N	
0241	MetLife	00000	13-3619870				23rd Street Investments, Inc	DE	NIA	Metropolitan Life Insurance Company	Ownership	100.000	MetLife, Inc	Y	
0241	MetLife	00000	06-1193029				MetLife Capital Credit L.P	DE	NIA	Metropolitan Life Insurance Company	Ownership	99.000	MetLife, Inc	N	
0241	MetLife	00000	06-1193029				MetLife Capital Credit L.P	DE	NIA	23rd Street Investments, Inc	Ownership	1.000	MetLife, Inc	N	
0241	MetLife	00000	91-1273824				MetLife Capital, Limited Partnership	DE	NIA	Metropolitan Life Insurance Company	Ownership	99.000	MetLife, Inc	N	
0241	MetLife	00000	91-1273824				MetLife Capital, Limited Partnership	DE	NIA	23rd Street Investments, Inc	Ownership	1.000	MetLife, Inc	N	

Q12

Statement for March 31, 2019 of the **Metropolitan Property and Casualty Insurance Company**

SCHEDULE Y

PART 1A - DETAIL OF INSURANCE HOLDING COMPANY SYSTEM

1	2	3	4	5	6	7	8	9	10	11	12	13	14	15	16
Group Code	Group Name	NAIC Company Code	ID Number	Federal RSSD	CIK	Name of Securities Exchange if Publicly Traded (U.S. or International)	Names of Parent, Subsidiaries or Affiliates	Domiciliary Location	Relationship to Reporting Entity	Directly Controlled by (Name of Entity/Person)	Type of Control (Ownership Board, Management, Attorney-in-Fact, Influence, Other)	If Control is Ownership Provide Percentage	Ultimate Controlling Entity(ies)/Person(s)	Is an SCA Filing Required? (Y/N)	*
0241	MetLife.....	00000..					Long Island Solar Farm, LLC.....	DE.....	NIA.....	MetLife Capital, Limited Partnership.....	Ownership.....	90.390	MetLife, Inc.....	..N.....	
0241	MetLife.....	00000..	43-1822723..	4275507			Missouri Reinsurance, Inc.....	CYM.....	IA.....	Metropolitan Life Insurance Company.....	Ownership.....	100.000	MetLife, Inc.....	..Y.....	
0241	MetLife.....	00000..	13-3237278..				MetLife Holdings, Inc.....	DE.....	NIA.....	Metropolitan Life Insurance Company.....	Ownership.....	100.000	MetLife, Inc.....	..Y.....	
0241	MetLife.....	00000..	13-3237275..				MetLife Credit Corp.....	DE.....	NIA.....	MetLife Holdings, Inc. (DE).....	Ownership.....	100.000	MetLife, Inc.....	..N.....	
0241	MetLife.....	00000..	13-3237277..				MetLife Funding, Inc.....	DE.....	NIA.....	MetLife Holdings, Inc. (DE).....	Ownership.....	100.000	MetLife, Inc.....	..N.....	
0241	MetLife.....	00000..					85 Broad Street Mezzanine LLC.....	DE.....	NIA.....	Metropolitan Life Insurance Company.....	Ownership.....	100.000	MetLife, Inc.....	..N.....	
0241	MetLife.....	00000..	46-5563450..				Buford Logistics Center, LLC.....	DE.....	NIA.....	Metropolitan Life Insurance Company.....	Ownership.....	100.000	MetLife, Inc.....	..N.....	
0241	MetLife.....	00000..					MetLife Park Tower Member , LLC.....	DE.....	NIA.....	Metropolitan Life Insurance Company.....	Ownership.....	100.000	MetLife, Inc.....	..N.....	
0241	MetLife.....	00000..	47-5505232..				Park Tower REIT, Inc.....	DE.....	NIA.....	MetLife Park Tower Member, LLC.....	Ownership.....	100.000	MetLife, Inc.....	..N.....	
0241	MetLife.....	00000..					Park Tower JV Member, LLC.....	DE.....	NIA.....	Park Tower REIT, Inc.....	Ownership.....	100.000	MetLife, Inc.....	..N.....	
0241	MetLife.....	00000..	82-1637862..				MetLife Chino Member, LLC.....	DE.....	NIA.....	Metropolitan Life Insurance Company.....	Ownership.....	100.000	MetLife, Inc.....	..N.....	
0241	MetLife.....	00000..	13-5581829..				MetLife Boro Station Member, LLC.....	DE.....	NIA.....	Metropolitan Life Insurance Company.....	Ownership.....	100.000	MetLife, Inc.....	..N.....	
0241	MetLife.....	00000..	83-2270141..				MMP Owners, LLC.....	DE.....	NIA.....	Metropolitan Life Insurance Company.....	Ownership.....	98.820	MetLife, Inc.....	..N.....	
										Metropolitan Property and Casualty Insurance Company	Ownership.....	1.180	MetLife, Inc.....	..N.....	
0241	MetLife.....	00000..	83-2270141..				MMP Owners, LLC.....	DE.....	DS.....	Metropolitan Property and Casualty Insurance Company	Ownership.....	1.180	MetLife, Inc.....	..N.....	
0241	MetLife.....	00000..	13-5581829..				MetLife 8280 Member, LLC.....	DE.....	NIA.....	Metropolitan Life Insurance Company.....	Ownership.....	100.000	MetLife, Inc.....	..N.....	
0241	MetLife.....	00000..	13-3170235..				Metropolitan Tower Realty Company, Inc.....	DE.....	NIA.....	Metropolitan Life Insurance Company.....	Ownership.....	100.000	MetLife, Inc.....	..Y.....	
0241	MetLife.....	00000..	01-0855028..				Midtown Heights, LLC.....	DE.....	NIA.....	Metropolitan Tower Realty Company, Inc.....	Ownership.....	100.000	MetLife, Inc.....	..N.....	
0241	MetLife.....	00000..	43-6026902..				White Oak Royalty Company.....	OK.....	NIA.....	Metropolitan Life Insurance Company.....	Ownership.....	100.000	MetLife, Inc.....	..Y.....	
0241	MetLife.....	00000..	30-0777814..				Marketplace Residences, LLC.....	DE.....	NIA.....	Metropolitan Life Insurance Company.....	Ownership.....	100.000	MetLife, Inc.....	..N.....	
0241	MetLife.....	00000..	26-2853672..				MLIC Asset Holdings LLC.....	DE.....	NIA.....	Metropolitan Life Insurance Company.....	Ownership.....	100.000	MetLife, Inc.....	..N.....	
0241	MetLife.....	00000..	36-4197196..				MetLife Properties Ventures, LLC.....	DE.....	NIA.....	Metropolitan Life Insurance Company.....	Ownership.....	100.000	MetLife, Inc.....	..N.....	
0241	MetLife.....	00000..	22-2375428..				Transmountain Land & Livestock Company.....	MT.....	NIA.....	Metropolitan Life Insurance Company.....	Ownership.....	100.000	MetLife, Inc.....	..Y.....	
0241	MetLife.....	00000..	34-1650967..				Hyatt Legal Plans, Inc.....	DE.....	NIA.....	Metropolitan Life Insurance Company.....	Ownership.....	100.000	MetLife, Inc.....	..Y.....	
0241	MetLife.....	00000..	34-1631590..				Hyatt Legal Plans of Florida, Inc.....	FL.....	NIA.....	Hyatt Legal Plans, Inc.....	Ownership.....	100.000	MetLife, Inc.....	..N.....	
0241	MetLife.....	00000..	27-0226554..				MLIC Asset Holdings II LLC.....	DE.....	NIA.....	Metropolitan Life Insurance Company.....	Ownership.....	100.000	MetLife, Inc.....	..N.....	
0241	MetLife.....	00000..	30-0756430..				Ei Conquistador MAH II LLC.....	DE.....	NIA.....	MLIC Asset Holdings II LLC.....	Ownership.....	100.000	MetLife, Inc.....	..N.....	
0241	MetLife.....	00000..					MetLife RC SF Member, LLC.....	DE.....	NIA.....	Metropolitan Life Insurance Company.....	Ownership.....	100.000	MetLife, Inc.....	..N.....	
0241	MetLife.....	00000..	20-8349277..				Sandpiper Cove Associates, LLC.....	DE.....	NIA.....	Metropolitan Life Insurance Company.....	Ownership.....	90.590	MetLife, Inc.....	..N.....	
0241	MetLife.....	00000..	20-8349277..				Sandpiper Cove Associates, LLC.....	DE.....	NIA.....	Metropolitan Tower Realty Company, Inc.....	Ownership.....	9.410	MetLife, Inc.....	..N.....	
0241	MetLife.....	00000..	13-4047186..				MetLife Tower Resources Group, Inc.....	DE.....	NIA.....	Metropolitan Life Insurance Company.....	Ownership.....	100.000	MetLife, Inc.....	..Y.....	
0241	MetLife.....	00000..					Housing Fund Manager, LLC.....	DE.....	NIA.....	Metropolitan Life Insurance Company.....	Ownership.....	100.000	MetLife, Inc.....	..N.....	
0241	MetLife.....	00000..	26-0405155..				MTC Fund I, LLC.....	DE.....	NIA.....	Housing Fund Manager, LLC.....	Management.....		MetLife, Inc.....	..N.....	
0241	MetLife.....	00000..					MTC Fund II, LLC.....	DE.....	NIA.....	Housing Fund Manager, LLC.....	Management.....		MetLife, Inc.....	..N.....	
0241	MetLife.....	00000..	14-2013939..				MTC Fund III, LLC.....	DE.....	NIA.....	Housing Fund Manager, LLC.....	Management.....		MetLife, Inc.....	..N.....	
0241	MetLife.....	00000..		4254454			St. James Fleet Investments Two Limited.....	CYM.....	NIA.....	Metropolitan Life Insurance Company.....	Ownership.....	100.000	MetLife, Inc.....	..Y.....	
0241	MetLife.....	00000..		4254472			Park Twenty Three Investments Company.....	GBR.....	NIA.....	St. James Fleet Investments Two Limited.....	Ownership.....	100.000	MetLife, Inc.....	..N.....	
							Convent Station Euro Investments Four Company	GBR.....	NIA.....	Park Twenty Three Investments Company.....	Ownership.....	100.000	MetLife, Inc.....	..N.....	
0241	MetLife.....	00000..	98-0391368..	4254520			OMI MLIC Investments Limited.....	CYM.....	NIA.....	St. James Fleet Investments Two Limited.....	Ownership.....	100.000	MetLife, Inc.....	..N.....	
0241	MetLife.....	00000..	46-3608641..				ML Swan Mezz, LLC.....	DE.....	NIA.....	Metropolitan Life Insurance Company.....	Ownership.....	100.000	MetLife, Inc.....	..N.....	
0241	MetLife.....	00000..	46-3589015..				ML Swan GP, LLC.....	DE.....	NIA.....	ML Swan Mezz, LLC.....	Ownership.....	100.000	MetLife, Inc.....	..N.....	
0241	MetLife.....	00000..	46-3616798..				ML Dolphin Mezz, LLC.....	DE.....	NIA.....	Metropolitan Life Insurance Company.....	Ownership.....	100.000	MetLife, Inc.....	..N.....	
0241	MetLife.....	00000..	82-4889675..				ML Southlands Member, LLC.....	DE.....	NIA.....	Metropolitan Life Insurance Company.....	Ownership.....	60.000	MetLife, Inc.....	..N.....	
0241	MetLife.....	00000..	82-4889675..				ML Southlands Member, LLC.....	DE.....	NIA.....	Metropolitan Tower Life Insurance Company.....	Ownership.....	40.000	MetLife, Inc.....	..N.....	

Q12.1

SCHEDULE Y

PART 1A - DETAIL OF INSURANCE HOLDING COMPANY SYSTEM

1	2	3	4	5	6	7	8	9	10	11	12	13	14	15	16
Group Code	Group Name	NAIC Company Code	ID Number	Federal RSSD	CIK	Name of Securities Exchange if Publicly Traded (U.S. or International)	Names of Parent, Subsidiaries or Affiliates	Domiciliary Location	Relationship to Reporting Entity	Directly Controlled by (Name of Entity/Person)	Type of Control (Ownership Board, Management, Attorney-in-Fact, Influence, Other)	If Control is Ownership Provide Percentage	Ultimate Controlling Entity(ies)/Person(s)	Is an SCA Filing Required? (Y/N)	*
0241	MetLife.....	00000..	83-2970698..				ML Port Chester SC Member, LLC.....	DE.....	NIA.....	Metropolitan Life Insurance Company.....	Ownership.....	60.000	MetLife, Inc.....	..N.....	
0241	MetLife.....	00000..	83-2970698..				ML Port Chester SC Member, LLC.....	DE.....	NIA.....	Metropolitan Tower Life Insurance Company...	Ownership.....	40.000	MetLife, Inc.....	..N.....	
0241	MetLife.....	00000..	82-4019470..				ML Cerritos TC Member, LLC.....	DE.....	NIA.....	Metropolitan Life Insurance Company.....	Ownership.....	60.000	MetLife, Inc.....	..N.....	
0241	MetLife.....	00000..	82-4019470..				ML Cerritos TC Member, LLC.....	DE.....	NIA.....	Metropolitan Tower Life Insurance Company...	Ownership.....	40.000	MetLife, Inc.....	..N.....	
0241	MetLife.....	00000..					ML Sloan's Lake Member, LLC.....	DE.....	NIA.....	Metropolitan Life Insurance Company.....	Ownership.....	55.000	MetLife, Inc.....	..N.....	
0241	MetLife.....	00000..					ML Sloan's Lake Member, LLC.....	DE.....	NIA.....	Metropolitan Tower Life Insurance Company...	Ownership.....	45.000	MetLife, Inc.....	..N.....	
0241	MetLife.....	00000..					ML Sentinel Square Member, LLC.....	DE.....	NIA.....	Metropolitan Life Insurance Company.....	Ownership.....	100.000	MetLife, Inc.....	..N.....	
0241	MetLife.....	00000..					MetLife Securitization Depositor LLC.....	DE.....	NIA.....	Metropolitan Life Insurance Company.....	Ownership.....	100.000	MetLife, Inc.....	..N.....	
0241	MetLife.....	00000..	46-3593573..				ML Dolphin GP, LLC.....	DE.....	NIA.....	ML Dolphin Mezz, LLC.....	Ownership.....	100.000	MetLife, Inc.....	..N.....	
0241	MetLife.....	00000..					Haskell East Village, LLC.....	DE.....	NIA.....	Metropolitan Life Insurance Company.....	Ownership.....	100.000	MetLife, Inc.....	..N.....	
0241	MetLife.....	00000..	46-3426206..				MetLife Cabo Hilton Member, LLC.....	DE.....	NIA.....	Metropolitan Life Insurance Company.....	Ownership.....	83.100	MetLife, Inc.....	..N.....	
0241	MetLife.....	00000..	46-3426206..				MetLife Cabo Hilton Member, LLC.....	DE.....	NIA.....	Metropolitan Tower Life Insurance Company...	Ownership.....	16.900	MetLife, Inc.....	..N.....	
0241	MetLife.....	00000..	46-0803970..				MetLife CC Member, LLC.....	DE.....	NIA.....	Metropolitan Life Insurance Company.....	Ownership.....	95.122	MetLife, Inc.....	..N.....	
0241	MetLife.....	00000..	46-0803970..				MetLife CC Member, LLC.....	DE.....	NIA.....	Metropolitan Tower Life Insurance Company...	Ownership.....	4.878	MetLife, Inc.....	..N.....	
0241	MetLife.....	00000..	13-5581829..				MetLife SP Holdings, LLC.....	DE.....	NIA.....	Metropolitan Life Insurance Company.....	Ownership.....	100.000	MetLife, Inc.....	..N.....	
0241	MetLife.....	00000..	80-0821598..				Oconee Hotel Company, LLC.....	DE.....	NIA.....	Metropolitan Life Insurance Company.....	Ownership.....	100.000	MetLife, Inc.....	..N.....	
0241	MetLife.....	00000..	80-0823015..				Oconee Land Company, LLC.....	DE.....	NIA.....	Metropolitan Life Insurance Company.....	Ownership.....	100.000	MetLife, Inc.....	..N.....	
0241	MetLife.....	00000..	80-0823413..				Oconee Land Development Company, LLC.....	DE.....	NIA.....	Oconee Land Company, LLC.....	Ownership.....	100.000	MetLife, Inc.....	..N.....	
0241	MetLife.....	00000..	90-0853553..				Oconee Golf Company, LLC.....	DE.....	NIA.....	Oconee Land Company, LLC.....	Ownership.....	100.000	MetLife, Inc.....	..N.....	
0241	MetLife.....	00000..	37-1694299..				Oconee Marina Company, LLC.....	DE.....	NIA.....	Oconee Land Company, LLC.....	Ownership.....	100.000	MetLife, Inc.....	..N.....	
0241	MetLife.....	00000..					1201 TAB Manager, LLC.....	DE.....	NIA.....	Metropolitan Life Insurance Company.....	Ownership.....	100.000	MetLife, Inc.....	..N.....	
0241	MetLife.....	00000..	46-2460801..				MetLife 1201 TAB Member, LLC.....	DE.....	NIA.....	Metropolitan Life Insurance Company.....	Ownership.....	96.900	MetLife, Inc.....	..N.....	
0241	MetLife.....	00000..	46-2460801..				MetLife 1201 TAB Member, LLC.....	DE.....	DS.....	Metropolitan Property and Casualty Insurance Company.....	Ownership.....	3.100	MetLife, Inc.....	..N.....	
0241	MetLife.....	00000..	46-2477278..				MetLife LHH Member, LLC.....	DE.....	NIA.....	Metropolitan Life Insurance Company.....	Ownership.....	99.000	MetLife, Inc.....	..N.....	
0241	MetLife.....	00000..	46-2477278..				MetLife LHH Member, LLC.....	DE.....	NIA.....	Metropolitan Tower Life Insurance Company...	Ownership.....	1.000	MetLife, Inc.....	..N.....	
0241	MetLife.....	00000..					1925 WJC Owner, LLC.....	DE.....	NIA.....	Metropolitan Life Insurance Company.....	Ownership.....	100.000	MetLife, Inc.....	..N.....	
0241	MetLife.....	00000..	26-1762232..				Boulevard Residential, LLC.....	DE.....	NIA.....	Metropolitan Life Insurance Company.....	Ownership.....	100.000	MetLife, Inc.....	..N.....	
0241	MetLife.....	00000..					MetLife Ontario Street Member, LLC.....	DE.....	NIA.....	Metropolitan Life Insurance Company.....	Ownership.....	100.000	MetLife, Inc.....	..N.....	
0241	MetLife.....	00000..	46-4158087..				MetLife 555 12th Member, LLC.....	DE.....	NIA.....	Metropolitan Life Insurance Company.....	Ownership.....	94.600	MetLife, Inc.....	..N.....	
0241	MetLife.....	00000..	46-4158087..				MetLife 555 12th Member, LLC.....	DE.....	NIA.....	Metropolitan Tower Life Insurance Company...	Ownership.....	5.400	MetLife, Inc.....	..N.....	
0241	MetLife.....	00000..	82-3135079..				150 North Riverside PE Member, LLC.....	DE.....	NIA.....	Metropolitan Life Insurance Company.....	Ownership.....	81.450	MetLife, Inc.....	..N.....	
0241	MetLife.....	00000..	82-3135079..				150 North Riverside PE Member, LLC.....	DE.....	NIA.....	Metropolitan Tower Life Insurance Company...	Ownership.....	18.550	MetLife, Inc.....	..N.....	
0241	MetLife.....	00000..	47-2085444..				ML-AI MetLife Member 2, LLC.....	DE.....	NIA.....	Metropolitan Life Insurance Company.....	Ownership.....	98.970	MetLife, Inc.....	..N.....	
0241	MetLife.....	00000..	47-2085444..				ML-AI MetLife Member 2, LLC.....	DE.....	NIA.....	Metropolitan Tower Life Insurance Company...	Ownership.....	1.030	MetLife, Inc.....	..N.....	
0241	MetLife.....	00000..					ML-AI MetLife Member 3, LLC.....	DE.....	NIA.....	Metropolitan Life Insurance Company.....	Ownership.....	100.000	MetLife, Inc.....	..N.....	
0241	MetLife.....	00000..					ML-AI MetLife Member 4, LLC.....	DE.....	NIA.....	Metropolitan Life Insurance Company.....	Ownership.....	60.000	MetLife, Inc.....	..N.....	
0241	MetLife.....	00000..					ML-AI MetLife Member 4, LLC.....	DE.....	NIA.....	Metropolitan Tower Life Insurance Company...	Ownership.....	40.000	MetLife, Inc.....	..N.....	
0241	MetLife.....	00000..					White Tract II, LLC.....	DE.....	NIA.....	Metropolitan Life Insurance Company.....	Ownership.....	100.000	MetLife, Inc.....	..N.....	
0241	MetLife.....	00000..	81-3382498..				MetLife ConSquare Member, LLC.....	DE.....	NIA.....	Metropolitan Life Insurance Company.....	Ownership.....	100.000	MetLife, Inc.....	..N.....	
0241	MetLife.....	00000..	13-5581829..				MetLife Member Solaire, LLC.....	DE.....	NIA.....	Metropolitan Life Insurance Company.....	Ownership.....	100.000	MetLife, Inc.....	..N.....	
0241	MetLife.....	00000..	81-0770888..				MetLife Treat Towers Member, LLC.....	DE.....	NIA.....	Metropolitan Life Insurance Company.....	Ownership.....	100.000	MetLife, Inc.....	..N.....	
0241	MetLife.....	00000..	46-4133357..				ML Bridgeside Apartments, LLC.....	DE.....	NIA.....	Metropolitan Life Insurance Company.....	Ownership.....	100.000	MetLife, Inc.....	..N.....	
0241	MetLife.....	00000..	46-4283517..				MetLife Camino Ramon Member, LLC.....	DE.....	NIA.....	Metropolitan Tower Life Insurance Company...	Ownership.....	1.000	MetLife, Inc.....	..N.....	
0241	MetLife.....	00000..	46-4283517..				MetLife Camino Ramon Member, LLC.....	DE.....	NIA.....	Metropolitan Life Insurance Company.....	Ownership.....	99.000	MetLife, Inc.....	..N.....	

Q12.2

SCHEDULE Y

PART 1A - DETAIL OF INSURANCE HOLDING COMPANY SYSTEM

1	2	3	4	5	6	7	8	9	10	11	12	13	14	15	16
Group Code	Group Name	NAIC Company Code	ID Number	Federal RSSD	CIK	Name of Securities Exchange if Publicly Traded (U.S. or International)	Names of Parent, Subsidiaries or Affiliates	Domiciliary Location	Relationship to Reporting Entity	Directly Controlled by (Name of Entity/Person)	Type of Control (Ownership Board, Management, Attorney-in-Fact, Influence, Other)	If Control is Ownership Provide Percentage	Ultimate Controlling Entity(ies)/Person(s)	Is an SCA Filing Required? (Y/N)	*
0241	MetLife.....	00000..	46-4255167..				ML Terraces, LLC.....	DE.....	NIA.....	Metropolitan Life Insurance Company.....	Ownership.....	100.000	MetLife, Inc.....	..N.....	
0241	MetLife.....	00000..					MetLife CB W/A, LLC.....	DE.....	NIA.....	Metropolitan Life Insurance Company.....	Ownership.....	100.000	MetLife, Inc.....	..N.....	
0241	MetLife.....	00000..					MetLife 1007 Stewart, LLC.....	DE.....	NIA.....	Metropolitan Life Insurance Company.....	Ownership.....	100.000	MetLife, Inc.....	..N.....	
0241	MetLife.....	00000..					Chestnut Flats Wind, LLC.....	DE.....	NIA.....	Metropolitan Life Insurance Company.....	Ownership.....	100.000	MetLife, Inc.....	..N.....	
0241	MetLife.....	00000..	46-4129811..				MetLife 425 MKT Member, LLC.....	DE.....	NIA.....	Metropolitan Life Insurance Company.....	Ownership.....	100.000	MetLife, Inc.....	..N.....	
0241	MetLife.....	00000..	13-5581829..				Southcreek Industrial Holdings, LLC.....	DE.....	NIA.....	Metropolitan Life Insurance Company.....	Ownership.....	100.000	MetLife, Inc.....	..N.....	
0241	MetLife.....	00000..	46-4229772..				MetLife THR Investor, LLC.....	DE.....	NIA.....	Metropolitan Life Insurance Company.....	Ownership.....	100.000	MetLife, Inc.....	..N.....	
0241	MetLife.....	00000..					MetLife OFC Member, LLC.....	DE.....	NIA.....	Metropolitan Life Insurance Company.....	Ownership.....	100.000	MetLife, Inc.....	..N.....	
0241	MetLife.....	00000..	47-1256270..				MetLife OBS Member, LLC.....	DE.....	NIA.....	Metropolitan Life Insurance Company.....	Ownership.....	100.000	MetLife, Inc.....	..N.....	
0241	MetLife.....	00000..					MetLife FM Hotel Member, LLC.....	DE.....	NIA.....	Metropolitan Life Insurance Company.....	Ownership.....	100.000	MetLife, Inc.....	..N.....	
0241	MetLife.....	00000..					LHCW Holdings (U.S.) LLC.....	DE.....	NIA.....	MetLife FM Hotel Member, LLC.....	Ownership.....	100.000	MetLife, Inc.....	..N.....	
0241	MetLife.....	00000..					LHC Holdings (U.S.) LLC.....	DE.....	NIA.....	LHCW Holdings (U.S.) LLC.....	Ownership.....	100.000	MetLife, Inc.....	..N.....	
0241	MetLife.....	00000..					LHCW Hotel Holding (U.S.) LLC.....	DE.....	NIA.....	LHC Holdings (U.S.) LLC.....	Ownership.....	100.000	MetLife, Inc.....	..N.....	
0241	MetLife.....	00000..					LHCW Hotel Holding (2002) LLC.....	DE.....	NIA.....	LHCW Hotel Holding (U.S.) LLC.....	Ownership.....	100.000	MetLife, Inc.....	..N.....	
0241	MetLife.....	00000..					LHCW Hotel Operating Company (2002) LLC.....	DE.....	NIA.....	LHCW Hotel Holding (U.S.) LLC.....	Ownership.....	100.000	MetLife, Inc.....	..N.....	
0241	MetLife.....	00000..	46-4584166..				ML Southmore, LLC.....	DE.....	NIA.....	Metropolitan Life Insurance Company.....	Ownership.....	99.000	MetLife, Inc.....	..N.....	
0241	MetLife.....	00000..	46-4584166..				ML Southmore, LLC.....	DE.....	NIA.....	Metropolitan Tower Life Insurance Company..	Ownership.....	1.000	MetLife, Inc.....	..N.....	
0241	MetLife.....	00000..					MetLife HCMJV 1 GP, LLC.....	DE.....	NIA.....	Metropolitan Life Insurance Company.....	Ownership.....	100.000	MetLife, Inc.....	..N.....	
0241	MetLife.....	00000..	46-4196012..				ML-AI MetLife Member 1, LLC.....	DE.....	NIA.....	Metropolitan Life Insurance Company.....	Ownership.....	95.199	MetLife, Inc.....	..N.....	
0241	MetLife.....	00000..	46-4196012..				ML-AI MetLife Member 1, LLC.....	DE.....	DS.....	Metropolitan Property and Casualty Insurance Company MetLife Global Holding Company II GmbH (Swiss)	Ownership.....	4.801	MetLife, Inc.....	..N.....	
0241	MetLife.....	00000..	13-3759652..	3166279			MetLife International Holdings, LLC.....	DE.....	NIA.....	MetLife International Holdings, LLC.....	Ownership.....	100.000	MetLife, Inc.....	..N.....	
0241	MetLife.....	00000..	13-3953333..	3166372			Natiloportem Holdings, LLC.....	DE.....	NIA.....	MetLife International Holdings, LLC.....	Ownership.....	100.000	MetLife, Inc.....	..N.....	
0241	MetLife.....	00000..		3166402			Excelencia Operativa y Tecnologica, S.A. de C.V. (Mexico)	MEX.....	NIA.....	Natiloportem Holdings, LLC.....	Ownership.....	99.000	MetLife, Inc.....	..N.....	
0241	MetLife.....	00000..		3166402			Excelencia Operativa y Tecnologica, S.A. de C.V. (Mexico)	MEX.....	NIA.....	MetLife Mexico Servicios, S.A. de C.V.....	Ownership.....	1.000	MetLife, Inc.....	..N.....	
0241	MetLife.....	00000..		3373705			MLA Comercial, S.A. de C.V. (Mexico).....	MEX.....	NIA.....	Excelencia Operativa y Tecnologica, S.A. de C.V.	Ownership.....	99.000	MetLife, Inc.....	..N.....	
0241	MetLife.....	00000..		3373705			MLA Comercial, S.A. de C.V. (Mexico).....	MEX.....	NIA.....	MetLife Mexico Servicios, S.A. de C.V.....	Ownership.....	1.000	MetLife, Inc.....	..N.....	
0241	MetLife.....	00000..		3373714			MLA Servicios S.A. de C.V. (Mexico).....	MEX.....	NIA.....	Excelencia Operativa y Tecnologica, S.A. de C.V.	Ownership.....	99.000	MetLife, Inc.....	..N.....	
0241	MetLife.....	00000..		3373714			MLA Servicios S.A. de C.V. (Mexico).....	MEX.....	NIA.....	MetLife Mexico Servicios, S.A. de C.V.....	Ownership.....	1.000	MetLife, Inc.....	..N.....	
0241	MetLife.....	00000..		4240907			MM Global Operations Support Center, S.A. de C.V.	MEX.....	NIA.....	MetLife Global Holding Company II GmbH (Swiss)	Ownership.....	100.000	MetLife, Inc.....	..N.....	
0241	MetLife.....	00000..		4240907			MM Global Operations Support Center, S.A. de C.V.	MEX.....	NIA.....	MetLife Global Holding Company I GmbH (Swiss)	Ownership.....		MetLife, Inc.....	..N.....	
0241	MetLife.....	00000..		4254995			Fundacion MetLife Mexico, A.C.....	MEX.....	NIA.....	MM Global Operations Support Center, S.A. de C.V., S.A. de C.V.	Ownership.....	100.000	MetLife, Inc.....	..N.....	
0241	MetLife.....	00000..		3166318			Metropolitan Life Seguros e Previdencia Privada S.A. (Brazil)	BRA.....	IA.....	MetLife International Holdings, LLC.....	Ownership.....	66.662	MetLife, Inc.....	..N.....	
0241	MetLife.....	00000..		3166318			Metropolitan Life Seguros e Previdencia Privada S.A. (Brazil)	BRA.....	IA.....	MetLife Worldwide Holdings, LLC.....	Ownership.....	33.337	MetLife, Inc.....	..N.....	
0241	MetLife.....	00000..		3166318			Metropolitan Life Seguros e Previdencia Privada S.A. (Brazil)	BRA.....	IA.....	Natiloportem Holdings, LLC.....	Ownership.....	0.001	MetLife, Inc.....	..N.....	

Q12.3

SCHEDULE Y

PART 1A - DETAIL OF INSURANCE HOLDING COMPANY SYSTEM

1	2	3	4	5	6	7	8	9	10	11	12	13	14	15	16
Group Code	Group Name	NAIC Company Code	ID Number	Federal RSSD	CIK	Name of Securities Exchange if Publicly Traded (U.S. or International)	Names of Parent, Subsidiaries or Affiliates	Domiciliary Location	Relationship to Reporting Entity	Directly Controlled by (Name of Entity/Person)	Type of Control (Ownership Board, Management, Attorney-in-Fact, Influence, Other)	If Control is Ownership Provide Percentage	Ultimate Controlling Entity(ies)/Person(s)	Is an SCA Filing Required? (Y/N)	*
0241	MetLife.....	00000...		4191616			MetLife Ireland Holdings One Limited.....	IRL.....	NIA.....	MetLife International Holdings, LLC.....	Ownership.....	100.000	MetLife, Inc.....	N.....	
0241	MetLife.....	00000...		4189846			MetLife Global Holdings Corporation S.A. de C.V. (Mexico)	MEX.....	NIA.....	MetLife Ireland Holdings One Limited.....	Ownership.....	98.900	MetLife, Inc.....	N.....	
0241	MetLife.....	00000...		4189846			MetLife Global Holdings Corporation S.A. de C.V. (Mexico)	MEX.....	NIA.....	MetLife International Limited, LLC.....	Ownership.....	1.100	MetLife, Inc.....	N.....	
0241	MetLife.....	00000...	13-3047691..				Metropolitan Global Management, LLC.....	IRL.....	NIA.....	MetLife Global Holdings Corporation S.A. de C.V.	Ownership.....	99.700	MetLife, Inc.....	N.....	
0241	MetLife.....	00000...	13-3047691..				Metropolitan Global Management, LLC.....	IRL.....	NIA.....	MetLife International Holdings, LLC.....	Ownership.....	0.300	MetLife, Inc.....	N.....	
0241	MetLife.....	00000...	AA-2730030.	3165740			MetLife Mexico Holding S. de R.L. de C.V.....	MEX.....	IA.....	Metropolitan Global Management, LLC.....	Ownership.....	100.000	MetLife, Inc.....	N.....	
0241	MetLife.....	00000...	AA-2730030.	3165740			MetLife Mexico Holding S. de R.L. de C.V.....	MEX.....	IA.....	Excelencia Operativa y Tecnologica, S.A. de C.V.	Ownership.....		MetLife, Inc.....	N.....	
0241	MetLife.....	00000...	AA-2730030.	3165740			MetLife Mexico S.A.....	MEX.....	IA.....	MetLife Mexico Holdings, S. de R.L. de C.V....	Ownership.....	99.050	MetLife, Inc.....	N.....	
0241	MetLife.....	00000...	AA-2730030.	3165740			MetLife Mexico S.A.....	MEX.....	IA.....	MetLife International Holdings, LLC.....	Ownership.....	0.950	MetLife, Inc.....	N.....	
0241	MetLife.....	00000...		4241061			ML Capacitacion Comercial S.A. de C.V. (Mexico)	MEX.....	NIA.....	MetLife Mexico S.A.....	Ownership.....	99.000	MetLife, Inc.....	N.....	
0241	MetLife.....	00000...		4241061			ML Capacitacion Comercial S.A. de C.V. (Mexico)	MEX.....	NIA.....	MetLife Mexico Servicios, S.A. de C.V.....	Ownership.....	1.000	MetLife, Inc.....	N.....	
0241	MetLife.....	00000...		3165795			MetLife Pensiones Mexico S.A.....	MEX.....	IA.....	MetLife Mexico Holdings, S. de R.L. de C.V....	Ownership.....	97.513	MetLife, Inc.....	N.....	
0241	MetLife.....	00000...		3165795			MetLife Pensiones Mexico S.A.....	MEX.....	IA.....	MetLife International Holdings, LLC.....	Ownership.....	2.488	MetLife, Inc.....	N.....	
0241	MetLife.....	00000...		3267390			MetLife Mexico Servicios S.A. de C.V.....	MEX.....	NIA.....	MetLife Mexico Holdings, S. de R.L. de C.V....	Ownership.....	98.000	MetLife, Inc.....	N.....	
0241	MetLife.....	00000...		3267390			MetLife Mexico Servicios S.A. de C.V.....	MEX.....	NIA.....	MetLife International Holdings, LLC.....	Ownership.....	2.000	MetLife, Inc.....	N.....	
0241	MetLife.....	00000...	AA-5420018.	3166288			MetLife Insurance Company of Korea, Limited..	KOR.....	IA.....	MetLife Mexico S.A.....	Ownership.....	14.640	MetLife, Inc.....	N.....	
0241	MetLife.....	00000...	AA-5420018.	3166288			MetLife Insurance Company of Korea, Limited..	KOR.....	IA.....	Metropolitan Global Management, LLC.....	Ownership.....	85.360	MetLife, Inc.....	N.....	
0241	MetLife.....	00000...					MetLife Financial Services, Co., Ltd. (South Korea)	KOR.....	NIA.....	MetLife Insurance Company of Korea, Limited	Ownership.....	100.000	MetLife, Inc.....	N.....	
0241	MetLife.....	00000...		4200880			MetLife Ireland Treasury d.a.c.....	IRL.....	NIA.....	MetLife Global Holdings Corporation S.A. de C.V.	Ownership.....	100.000	MetLife, Inc.....	N.....	
0241	MetLife.....	00000...	AA-1930041.	1173714			MetLife Insurance Limited (Australia).....	AUS.....	IA.....	MetLife Ireland Treasury d.a.c.....	Ownership.....	91.165	MetLife, Inc.....	N.....	
0241	MetLife.....	00000...	AA-1930041.	1173714			MetLife Insurance Limited (Australia).....	AUS.....	IA.....	MetLife Global Holdings Corporation S.A. de C.V.	Ownership.....	8.835	MetLife, Inc.....	N.....	
0241	MetLife.....	00000...					The Direct Call Center PTY Limited (Australia)..	AUS.....	NIA.....	MetLife Insurance Limited (Australia).....	Ownership.....	100.000	MetLife, Inc.....	N.....	
0241	MetLife.....	00000...		4239358			MetLife Investments PTY Limited (Australia)....	AUS.....	NIA.....	MetLife Insurance Limited (Australia).....	Ownership.....	100.000	MetLife, Inc.....	N.....	
0241	MetLife.....	00000...		4239367			MetLife Insurance and Investment Trust (Australia)	AUS.....	NIA.....	MetLife Investments PTY Limited.....	Ownership.....	100.000	MetLife, Inc.....	N.....	
0241	MetLife.....	00000...		1173732			MetLife General Insurance Limited (Australia)..	AUS.....	IA.....	MetLife Ireland Treasury d.a.c.....	Ownership.....	100.000	MetLife, Inc.....	N.....	
0241	MetLife.....	00000...					MetLife International Limited, LLC (DE).....	DE.....	NIA.....	MetLife International Holdings, LLC.....	Ownership.....	100.000	MetLife, Inc.....	N.....	
0241	MetLife.....	00000...					AmMetLife Insurance Berhad.....	MYS.....	IA.....	MetLife International Holdings, LLC.....	Ownership.....	50.000	MetLife, Inc.....	N.....	
0241	MetLife.....	00000...					MAXIS GBN S.A.S.....	FRA.....	NIA.....	MetLife International Holdings, LLC.....	Ownership.....	50.000	MetLife, Inc.....	N.....	
0241	MetLife.....	00000...	AA-5480033.				AmMetLife Takaful Berhad.....	MYS.....	IA.....	MetLife International Holdings, LLC.....	Ownership.....	50.000	MetLife, Inc.....	N.....	
0241	MetLife.....	00000...					MetLife Asia Limited (Hong Kong).....	HKG.....	NIA.....	MetLife International Holdings, LLC.....	Ownership.....	100.000	MetLife, Inc.....	N.....	
0241	MetLife.....	00000...		3166309			Metropolitan Life Insurance Company of Hong Kong Limited	HKG.....	IA.....	MetLife International Holdings, LLC.....	Ownership.....	99.999	MetLife, Inc.....	N.....	
0241	MetLife.....	00000...		3166309			Metropolitan Life Insurance Company of Hong Kong Limited	HKG.....	IA.....	Natiloportem Holdings, LLC.....	Ownership.....	0.001	MetLife, Inc.....	N.....	

Q12.4

SCHEDULE Y

PART 1A - DETAIL OF INSURANCE HOLDING COMPANY SYSTEM

1	2	3	4	5	6	7	8	9	10	11	12	13	14	15	16
Group Code	Group Name	NAIC Company Code	ID Number	Federal RSSD	CIK	Name of Securities Exchange if Publicly Traded (U.S. or International)	Names of Parent, Subsidiaries or Affiliates	Domiciliary Location	Relationship to Reporting Entity	Directly Controlled by (Name of Entity/Person)	Type of Control (Ownership Board, Management, Attorney-in-Fact, Influence, Other)	If Control is Ownership Provide Percentage	Ultimate Controlling Entity(ies)/Person(s)	Is an SCA Filing Required? (Y/N)	*
0241	MetLife.....	00000..		4195913			MetLife Planos Odontologicos Ltda. (Brazil).....	BRA.....	IA.....	MetLife International Holdings, LLC.....	Ownership.....	99.999	MetLife, Inc.....	.N.....	
0241	MetLife.....	00000..		4195913			MetLife Planos Odontologicos Ltda. (Brazil).....	BRA.....	IA.....	Natiloportem Holdings, LLC.....	Ownership.....	0.001	MetLife, Inc.....	.N.....	
0241	MetLife.....	00000..	20-5894439..	3373639			MetLife Global, Inc.....	DE.....	NIA.....	MetLife, Inc.....	Ownership.....	100.000	MetLife, Inc.....	.N.....	
0241	MetLife.....	00000..		4189837			Inversiones MetLife Holdco Dos Limitada (Chile).....	CHL.....	NIA.....	MetLife International Holdings, LLC.....	Ownership.....	0.001	MetLife, Inc.....	.N.....	
0241	MetLife.....	00000..		4189837			Inversiones MetLife Holdco Dos Limitada (Chile).....	CHL.....	NIA.....	Natiloportem Holdings, LLC.....	Ownership.....		MetLife, Inc.....	.N.....	
0241	MetLife.....	00000..		4189837			Inversiones MetLife Holdco Dos Limitada (Chile).....	CHL.....	NIA.....	MetLife, Inc.....	Ownership.....	99.999	MetLife, Inc.....	.N.....	
0241	MetLife.....	00000..	AA-2130012..	1641857			MetLife Seguros S.A. (Argentina).....	ARG.....	IA.....	MetLife International Holdings, LLC.....	Ownership.....	95.524	MetLife, Inc.....	.N.....	
0241	MetLife.....	00000..	AA-2130012..	1641857			MetLife Seguros S.A. (Argentina).....	ARG.....	IA.....	Natiloportem Holdings, LLC.....	Ownership.....	2.675	MetLife, Inc.....	.N.....	
0241	MetLife.....	00000..	AA-2130012..	4251145			MetLife Seguros S.A. (Argentina).....	ARG.....	IA.....	International Technical and Advisory Services Limited (DE).....	Ownership.....	1.801	MetLife, Inc.....	.N.....	
0241	MetLife.....	00000..		2327738			Compania Inversora MetLife S.A. (Argentina).....	ARG.....	NIA.....	MetLife International Holdings, LLC.....	Ownership.....	95.460	MetLife, Inc.....	.N.....	
0241	MetLife.....	00000..		2327738			Compania Inversora MetLife S.A. (Argentina).....	ARG.....	NIA.....	Natiloportem Holdings, LLC.....	Ownership.....	4.540	MetLife, Inc.....	.N.....	
0241	MetLife.....	00000..		4247296			MetLife Servicios S.A. (Argentina).....	ARG.....	NIA.....	Compania Inversora MetLife S.A.....	Ownership.....	18.870	MetLife, Inc.....	.N.....	
0241	MetLife.....	00000..		4247296			MetLife Servicios S.A. (Argentina).....	ARG.....	NIA.....	MetLife Seguros S.A.....	Ownership.....	79.880	MetLife, Inc.....	.N.....	
0241	MetLife.....	00000..		4247296			MetLife Servicios S.A. (Argentina).....	ARG.....	NIA.....	Natiloportem Holdings, LLC.....	Ownership.....	0.990	MetLife, Inc.....	.N.....	
0241	MetLife.....	00000..		4247296			MetLife Servicios S.A. (Argentina).....	ARG.....	NIA.....	MetLife Seguros de Retiro S.A.....	Ownership.....	0.260	MetLife, Inc.....	.N.....	
0241	MetLife.....	00000..	06-1597037..	2985727			MetLife Worldwide Holdings, LLC.....	DE.....	NIA.....	MetLife International Holdings, LLC.....	Ownership.....	100.000	MetLife, Inc.....	.N.....	
0241	MetLife.....	00000..	AA-5324104..	3144558			MetLife Limited (Hong Kong).....	HKG.....	IA.....	MetLife Worldwide Holdings, LLC.....	Ownership.....	100.000	MetLife, Inc.....	.N.....	
0241	MetLife.....	00000..					BIDV MetLife Life Insurance Limited Liability Company.....	VNM.....	IA.....	MetLife Limited (Hong Kong).....	Ownership.....	60.000	MetLife, Inc.....	.N.....	
0241	MetLife.....	00000..		2704610			Best Market S.A. (Argentina).....	ARG.....	NIA.....	MetLife International Holdings, LLC.....	Ownership.....	95.000	MetLife, Inc.....	.N.....	
0241	MetLife.....	00000..		2704610			Best Market S.A. (Argentina).....	ARG.....	NIA.....	Natiloportem Holdings, LLC.....	Ownership.....	5.000	MetLife, Inc.....	.N.....	
0241	MetLife.....	00000..	AA-5344102..	3166411			PNB MetLife India Insurance Company Limited.....	IND.....	IA.....	MetLife International Holdings, LLC.....	Ownership.....	32.050	MetLife, Inc.....	.N.....	
0241	MetLife.....	00000..	AA-2130046..	1388303			MetLife Seguros de Retiro S.A. (Argentina).....	ARG.....	IA.....	MetLife International Holdings, LLC.....	Ownership.....	96.890	MetLife, Inc.....	.N.....	
0241	MetLife.....	00000..	AA-2130046..	1388303			MetLife Seguros de Retiro S.A. (Argentina).....	ARG.....	IA.....	Natiloportem Holdings, LLC.....	Ownership.....	3.110	MetLife, Inc.....	.N.....	
0241	MetLife.....	00000..	AA-2130046..	4321758			MetLife Seguros de Retiro S.A. (Argentina).....	ARG.....	IA.....	International Technical and Advisory Services Limited (DE).....	Ownership.....		MetLife, Inc.....	.N.....	
0241	MetLife.....	00000..		3373648			MetLife Administradora de Fondos Multipatrocinados Ltda. (Brazil).....	BRA.....	NIA.....	MetLife International Holdings, LLC.....	Ownership.....	100.000	MetLife, Inc.....	.N.....	
0241	MetLife.....	00000..		3373648			MetLife Administradora de Fondos Multipatrocinados Ltda. (Brazil).....	BRA.....	NIA.....	Natiloportem Holdings, LLC.....	Ownership.....		MetLife, Inc.....	.N.....	
0241	MetLife.....	26298..	13-2725441..	3219728			Metropolitan Property and Casualty Insurance Company.....	RI.....	RE.....	MetLife, Inc.....	Ownership.....	100.000	MetLife, Inc.....	.N.....	
0241	MetLife.....	39950..	22-2342710..				Metropolitan General Insurance Company.....	RI.....	DS.....	Metropolitan Property and Casualty Insurance Company.....	Ownership.....	100.000	MetLife, Inc.....	.N.....	
0241	MetLife.....	40169..	05-0393243..				Metropolitan Casualty Insurance Company.....	RI.....	DS.....	Metropolitan Property and Casualty Insurance Company.....	Ownership.....	100.000	MetLife, Inc.....	.N.....	
0241	MetLife.....	25321..	23-1903575..				Metropolitan Direct Property and Casualty Insurance Company.....	RI.....	DS.....	Metropolitan Property and Casualty Insurance Company.....	Ownership.....	100.000	MetLife, Inc.....	.N.....	
0241	MetLife.....	22926..	36-1022580..				Economy Fire & Casualty Company.....	IL.....	DS.....	Metropolitan Property and Casualty Insurance Company.....	Ownership.....	100.000	MetLife, Inc.....	.N.....	
0241	MetLife.....	38067..	36-3027848..				Economy Preferred Insurance Company.....	IL.....	DS.....	Economy Fire & Casualty Company.....	Ownership.....	100.000	MetLife, Inc.....	.N.....	
0241	MetLife.....	40649..	36-3105737..				Economy Premier Assurance Company.....	IL.....	DS.....	Economy Fire & Casualty Company.....	Ownership.....	100.000	MetLife, Inc.....	.N.....	

Q12.5

SCHEDULE Y

PART 1A - DETAIL OF INSURANCE HOLDING COMPANY SYSTEM

1	2	3	4	5	6	7	8	9	10	11	12	13	14	15	16
Group Code	Group Name	NAIC Company Code	ID Number	Federal RSSD	CIK	Name of Securities Exchange if Publicly Traded (U.S. or International)	Names of Parent, Subsidiaries or Affiliates	Domiciliary Location	Relationship to Reporting Entity	Directly Controlled by (Name of Entity/Person)	Type of Control (Ownership Board, Management, Attorney-in-Fact, Influence, Other)	If Control is Ownership Provide Percentage	Ultimate Controlling Entity(ies)/Person(s)	Is an SCA Filing Required? (Y/N)	*
0241	MetLife	00000	95-3003951				MetLife Auto & Home Insurance Agency, Inc.	RI	DS	Metropolitan Property and Casualty Insurance Company	Ownership	100.000	MetLife, Inc.	Y	
0241	MetLife	34339	13-2915260				Metropolitan Group Property and Casualty Insurance Company	RI	DS	Metropolitan Property and Casualty Insurance Company	Ownership	100.000	MetLife, Inc.	N	
0241	MetLife	00000	05-0476998				Metropolitan Lloyds, Inc.	TX	DS	Metropolitan Property and Casualty Insurance Company	Ownership	100.000	MetLife, Inc.	Y	
0241	MetLife	13938	75-2483187				Metropolitan Lloyds Insurance Company of Texas	TX	DS	Metropolitan Lloyds, Inc.	Attorney-in-fact		MetLife, Inc.	N	
0241	MetLife	00000					Sino-US United MetLife Insurance Co. Ltd.	CHN	IA	Metropolitan Life Insurance Company	Ownership	50.000	MetLife, Inc.	N	
0241	MetLife	00000	13-4153151				MetLife Canadian Property Ventures LLC	NY	NIA	Metropolitan Life Insurance Company	Ownership	100.000	MetLife, Inc.	N	
0241	MetLife	00000					MetLife Property Ventures Canada ULC	CAN	NIA	Metropolitan Life Insurance Company	Ownership	100.000	MetLife, Inc.	N	
0241	MetLife	97136	13-3114906	3219773			Metropolitan Tower Life Insurance Company	NE	IA	MetLife, Inc.	Ownership	100.000	MetLife, Inc.	N	
0241	MetLife	00000	38-4035918				MetLife Assignment Company, Inc (DE)	DE	NIA	Metropolitan Tower Life Insurance Company	Ownership	100.000	MetLife, Inc.	Y	
0241	MetLife	00000					EntreCap Real Estate II, LLC	DE	NIA	Metropolitan Tower Life Insurance Company	Ownership	100.000	MetLife, Inc.	N	
0241	MetLife	00000					PREFCO Dix-Huit LLC	CT	NIA	EntreCap Real Estate II, LLC	Ownership	100.000	MetLife, Inc.	N	
0241	MetLife	00000					PREFCO X Holdings LLC	CT	NIA	EntreCap Real Estate II, LLC	Ownership	100.000	MetLife, Inc.	N	
0241	MetLife	00000					PREFCO Ten Limited Partnership	CT	NIA	EntreCap Real Estate II, LLC	Ownership	99.900	MetLife, Inc.	N	
0241	MetLife	00000					PREFCO Ten Limited Partnership	CT	NIA	PREFCO X Holdings LLC	Ownership	0.100	MetLife, Inc.	N	
0241	MetLife	00000					PREFCO Vingt LLC	CT	NIA	EntreCap Real Estate II, LLC	Ownership	100.000	MetLife, Inc.	N	
0241	MetLife	00000					PREFCO Twenty Limited Partnership	CT	NIA	EntreCap Real Estate II, LLC	Ownership	99.000	MetLife, Inc.	N	
0241	MetLife	00000					PREFCO Twenty Limited Partnership	CT	NIA	PREFCO Vingt LLC	Ownership	1.000	MetLife, Inc.	N	
0241	MetLife	00000					Plaza Drive Properties, LLC	DE	NIA	Metropolitan Tower Life Insurance Company	Ownership	100.000	MetLife, Inc.	N	
0241	MetLife	00000					MTL Leasing, LLC	DE	NIA	Metropolitan Tower Life Insurance Company	Ownership	100.000	MetLife, Inc.	N	
0241	MetLife	00000					PREFCO IX Realty LLC	CT	NIA	MTL Leasing, LLC	Ownership	100.000	MetLife, Inc.	N	
0241	MetLife	00000					PREFCO XIV Holdings LLC	CT	NIA	MTL Leasing, LLC	Ownership	100.000	MetLife, Inc.	N	
0241	MetLife	00000					PREFCO Fourteen Limited Partnership	CT	NIA	MTL Leasing, LLC	Ownership	99.900	MetLife, Inc.	N	
0241	MetLife	00000					PREFCO Fourteen Limited Partnership	CT	NIA	PREFCO XIV Holdings LLC	Ownership	0.100	MetLife, Inc.	N	
0241	MetLife	00000					1320 Venture LLC	DE	NIA	MTL Leasing, LLC	Ownership	100.000	MetLife, Inc.	N	
0241	MetLife	00000	13-3114906				1320 GP LLC	DE	NIA	MTL Leasing, LLC	Ownership	100.000	MetLife, Inc.	N	
0241	MetLife	00000	38-3846857				1320 Owner LP	DE	NIA	1320 Venture LLC	Ownership	99.900	MetLife, Inc.	N	
0241	MetLife	00000	38-3846857				1320 Owner LP	DE	NIA	1320 GP LLC	Ownership	0.100	MetLife, Inc.	N	
0241	MetLife	00000		3077272			MetLife Chile Inversiones Limitada	CHL	NIA	MetLife, Inc.	Ownership	72.351	MetLife, Inc.	N	
0241	MetLife	00000		3077272			MetLife Chile Inversiones Limitada	CHL	NIA	Inversiones MetLife Holdco Dos Limitada	Ownership	2.767	MetLife, Inc.	N	
0241	MetLife	00000		3077272			MetLife Chile Inversiones Limitada	CHL	NIA	Natloportem Holdings, LLC	Ownership		MetLife, Inc.	N	
0241	MetLife	00000		3077272			MetLife Chile Inversiones Limitada	CHL	NIA	American Life Insurance Company	Ownership	24.882	MetLife, Inc.	N	
0241	MetLife	00000	82-2405817				MetLife Investment Management Holdings, LLC	DE	NIA	MetLife, Inc.	Ownership	100.000	MetLife, Inc.	N	
0241	MetLife	00000	20-8262386				Logan Circle Partners, L.P.	PA	NIA	MetLife Investment Management Holdings, LLC	Ownership	100.000	MetLife, Inc.	N	
0241	MetLife	00000	20-8262288				Logan Circle Partners GP, LLC	PA	NIA	MetLife Investment Management Holdings, LLC	Ownership	100.000	MetLife, Inc.	N	
0241	MetLife	00000					MetLife Real Estate Lending LLC	DE	NIA	MetLife Investment Management Holdings, LLC	Ownership	100.000	MetLife, Inc.	N	
0241	MetLife	00000					ML Venture 1 Manager, S. de R.L. de C.V. (Mexico)	MEX	NIA	MetLife Investment Management Holdings, LLC	Ownership	99.900	MetLife, Inc.	N	

Q12.6

SCHEDULE Y

PART 1A - DETAIL OF INSURANCE HOLDING COMPANY SYSTEM

1	2	3	4	5	6	7	8	9	10	11	12	13	14	15	16
Group Code	Group Name	NAIC Company Code	ID Number	Federal RSSD	CIK	Name of Securities Exchange if Publicly Traded (U.S. or International)	Names of Parent, Subsidiaries or Affiliates	Domiciliary Location	Relationship to Reporting Entity	Directly Controlled by (Name of Entity/Person)	Type of Control (Ownership Board, Management, Attorney-in-Fact, Influence, Other)	If Control is Ownership Provide Percentage	Ultimate Controlling Entity(ies)/Person(s)	Is an SCA Filing Required? (Y/N)	*
0241	MetLife	00000					ML Venture 1 Manager, S. de R.L. de C.V. (Mexico)	MEX	NIA	MetLife Investment Management Holdings (Ireland) Limited	Ownership	0.100	MetLife, Inc.	N	
0241	MetLife	00000	38-3853223				Logan Circle Partners I LLC	PA	NIA	Logan Circle Partners, L.P.	Ownership	100.000	MetLife, Inc.	N	
0241	MetLife	00000	26-0333595				Logan Circle Partners Investment Management LLC	DE	NIA	Logan Circle Partners, L.P.	Ownership	100.000	MetLife, Inc.	N	
0241	MetLife	00000	AA-2280000	3179774			MetLife Chile Seguros de Vida S.A.	CHL	IA	MetLife Chile Inversiones Limitada	Ownership	99.997	MetLife, Inc.	N	
0241	MetLife	00000	AA-2280000	3179774			MetLife Chile Seguros de Vida S.A.	CHL	IA	International Technical and Advisory Services Limited (DE)	Ownership	0.003	MetLife, Inc.	N	
0241	MetLife	00000					Inversiones MetLife Holdco Tres Limitada (Chile)	CHL	NIA	MetLife Chile Inversiones Limitada	Ownership	97.130	MetLife, Inc.	N	
0241	MetLife	00000					Inversiones MetLife Holdco Tres Limitada (Chile)	CHL	NIA	Inversiones MetLife Holdco Dos Limitada	Ownership	2.870	MetLife, Inc.	N	
0241	MetLife	00000					AFP Provida S.A. (Chile)	CHL	NIA	MetLife Chile Inversiones Limitada	Ownership	10.922	MetLife, Inc.	N	
0241	MetLife	00000					AFP Provida S.A. (Chile)	CHL	NIA	Inversiones MetLife Holdco Tres Limitada	Ownership	42.382	MetLife, Inc.	N	
0241	MetLife	00000					AFP Provida S.A. (Chile)	CHL	NIA	Inversiones MetLife Holdco Dos Limitada	Ownership	42.382	MetLife, Inc.	N	
0241	MetLife	00000		4255282			MetLife Chile Administradora de Mutuos Hipotecarios S.A.	CHL	NIA	MetLife Chile Seguros de Vida S.A.	Ownership	99.900	MetLife, Inc.	N	
0241	MetLife	00000		4255282			MetLife Chile Administradora de Mutuos Hipotecarios S.A.	CHL	NIA	MetLife Chile Inversiones Limitada	Ownership	0.100	MetLife, Inc.	N	
0241	MetLife	00000					Provida Internacional S.A. (Chile)	CHL	NIA	AFP Provida S.A.	Ownership	99.990	MetLife, Inc.	N	
0241	MetLife	00000					Provida Internacional S.A. (Chile)	CHL	NIA	MetLife Chile Inversiones Limitada	Ownership	0.010	MetLife, Inc.	N	
0241	MetLife	00000					AFP Genesis Administradora de Fondos y Fidecomisos S.A. (Ecuador)	ECU	NIA	Provida Internacional S.A.	Ownership	99.900	MetLife, Inc.	N	
0241	MetLife	00000					AFP Genesis Administradora de Fondos y Fidecomisos S.A. (Ecuador)	ECU	NIA	AFP Provida S.A.	Ownership	0.100	MetLife, Inc.	N	
0241	MetLife	00000					MetLife Chile Seguros Generales S.A. (Chile)	CHL	IA	MetLife Chile Inversiones Limitada	Ownership	99.980	MetLife, Inc.	N	
0241	MetLife	00000					MetLife Chile Seguros Generales S.A. (Chile)	CHL	IA	Inversiones MetLife Holdco Dos Limitada	Ownership	0.020	MetLife, Inc.	N	
0241	MetLife	00000	52-1528581	3921834	727303		SafeGuard Health Enterprises, Inc.	DE	NIA	MetLife, Inc.	Ownership	100.000	MetLife, Inc.	N	
0241	MetLife	14170	33-0733552				MetLife Health Plans, Inc.	NJ	NIA	SafeGuard Health Enterprises, Inc.	Ownership	100.000	MetLife, Inc.	N	
0241	MetLife	00000	95-2879515				SafeGuard Health Plans, Inc. (CA)	CA	NIA	SafeGuard Health Enterprises, Inc.	Ownership	100.000	MetLife, Inc.	N	
0241	MetLife	79014	33-0515751				SafeHealth Life Insurance Company	CA	NIA	SafeGuard Health Enterprises, Inc.	Ownership	100.000	MetLife, Inc.	N	
0241	MetLife	52009	65-0073323				SafeGuard Health Plans, Inc. (FL)	FL	NIA	SafeGuard Health Enterprises, Inc.	Ownership	100.000	MetLife, Inc.	N	
0241	MetLife	95051	75-2046497				SafeGuard Health Plans, Inc. (TX)	TX	NIA	SafeGuard Health Enterprises, Inc.	Ownership	100.000	MetLife, Inc.	N	
0241	MetLife	00000	98-1099650				MetLife Global Benefits, Ltd.	CYM	IA	MetLife, Inc.	Ownership	100.000	MetLife, Inc.	N	
0241	MetLife	00000	36-3665871	3165900			Cova Life Management Company	DE	NIA	MetLife, Inc.	Ownership	100.000	MetLife, Inc.	N	
0241	MetLife	00000	20-5707084	3817825			MetLife Services and Solutions, LLC	DE	NIA	MetLife Group, Inc.	Ownership	100.000	MetLife, Inc.	N	
0241	MetLife	00000		3818523			MetLife Solutions Pte. Ltd.	SGP	NIA	MetLife Services and Solutions, LLC	Ownership	100.000	MetLife, Inc.	N	
0241	MetLife	00000	98-0613376	3818550			MetLife Global Operations Support Center Private Limited	IND	NIA	MetLife Solutions Pte. Ltd.	Ownership	100.000	MetLife, Inc.	N	
0241	MetLife	00000	98-0613376	3818550			MetLife Global Operations Support Center Private Limited	IND	NIA	Natiloportem Holdings, LLC	Ownership		MetLife, Inc.	N	
0241	MetLife	00000		3818541			MetLife Services East Private Limited	IND	NIA	MetLife Solutions Pte. Ltd.	Ownership	99.990	MetLife, Inc.	N	
0241	MetLife	00000		3818541			MetLife Services East Private Limited	IND	NIA	Natiloportem Holdings, LLC	Ownership	0.010	MetLife, Inc.	N	
0241	MetLife	00000	22-3805708	3302488			Newbury Insurance Company, Limited	DE	IA	MetLife, Inc.	Ownership	100.000	MetLife, Inc.	N	
0241	MetLife	00000	13-3179826	3219782			MetLife Digital Ventures, Inc.	DE	NIA	MetLife, Inc.	Ownership	100.000	MetLife, Inc.	N	

Q12.7

SCHEDULE Y

PART 1A - DETAIL OF INSURANCE HOLDING COMPANY SYSTEM

1	2	3	4	5	6	7	8	9	10	11	12	13	14	15	16
Group Code	Group Name	NAIC Company Code	ID Number	Federal RSSD	CIK	Name of Securities Exchange if Publicly Traded (U.S. or International)	Names of Parent, Subsidiaries or Affiliates	Domiciliary Location	Relationship to Reporting Entity	Directly Controlled by (Name of Entity/Person)	Type of Control (Ownership Board, Management, Attorney-in-Fact, Influence, Other)	If Control is Ownership Provide Percentage	Ultimate Controlling Entity(ies)/Person(s)	Is an SCA Filing Required? (Y/N)	*
0241	MetLife.....	13626..	20-5819518..	3921870			MetLife Reinsurance Company of Charleston.....	SC.....	IA.....	MetLife, Inc.....	Ownership.....	100.000	MetLife, Inc.....	..N.....	
0241	MetLife.....	00000..	26-6122204..	4254959			MetLife Capital Trust IV.....	DE.....	NIA.....	MetLife, Inc.....	Ownership.....	100.000	MetLife, Inc.....	..N.....	
0241	MetLife.....	00000..	27-0858844..	4278786			MetLife Home Loans LLC.....	DE.....	NIA.....	MetLife, Inc.....	Ownership.....	100.000	MetLife, Inc.....	..N.....	
0241	MetLife.....	00000..	75-2417735..	2602211			Federal Flood Certification LLC.....	TX.....	NIA.....	MetLife, Inc.....	Ownership.....	100.000	MetLife, Inc.....	..N.....	
0241	MetLife.....	00000..	55-0790010..	3165807			MetLife Group, Inc.....	NY.....	NIA.....	MetLife, Inc.....	Ownership.....	100.000	MetLife, Inc.....	..N.....	
0241	MetLife.....	00000..	13-4075851..	3576355			MetLife Investment Advisors, LLC.....	DE.....	NIA.....	MetLife, Inc.....	Ownership.....	100.000	MetLife, Inc.....	..N.....	
0241	MetLife.....	00000..					MLIA SBAF Manager, LLC (DE).....	DE.....	NIA.....	MetLife Investment Advisors, LLC.....	Ownership.....	100.000	MetLife, Inc.....	..N.....	
0241	MetLife.....	00000..					MetLife Middle Market Private Debt GP, LLC (DE).....	DE.....	NIA.....	MetLife Investment Advisors, LLC.....	Ownership.....	100.000	MetLife, Inc.....	..N.....	
0241	MetLife.....	00000..					MetLife Middle Market Private Debt Fund, LP (DE).....	DE.....	NIA.....	MetLife Private Equity Holdings.....	Ownership.....	31.150	MetLife, Inc.....	..N.....	
0241	MetLife.....	00001..					MetLife Middle Market Private Debt Fund, LP (DE).....	DE.....	NIA.....	Metropolitan Life Insurance Company.....	Ownership.....	31.150	MetLife, Inc.....	..N.....	
0241	MetLife.....	00002..					MetLife Middle Market Private Debt Fund, LP (DE).....	DE.....	NIA.....	MetLife Middle Market Private Debt GP, LLC (DE).....	Ownership.....	0.350	MetLife, Inc.....	..N.....	
0241	MetLife.....	00000..					MetLife Middle Market Private Debt Parallel GP, LLC (DE).....	DE.....	NIA.....	MetLife Investment Advisors, LLC.....	Ownership.....	100.000	MetLife, Inc.....	..N.....	
0241	MetLife.....	00000..					MetLife Middle Market Private Debt Parallel Fund, LP(DE).....	DE.....	NIA.....	MetLife Insurance K.K. (Japan).....	Ownership.....	100.000	MetLife, Inc.....	..N.....	
0241	MetLife.....	00000..					MLIA Manager I, LLC (DE).....	DE.....	NIA.....	MetLife Investment Advisors, LLC.....	Ownership.....	100.000	MetLife, Inc.....	..N.....	
0241	MetLife.....	00000..					ML Bellevue Manager, LLC.....	DE.....	NIA.....	MetLife Investment Advisors, LLC.....	Ownership.....	100.000	MetLife, Inc.....	..N.....	
0241	MetLife.....	00000..	13-4075851..				ML-URS Port Chester SC Manager, LLC.....	DE.....	NIA.....	MetLife Investment Advisors, LLC.....	Ownership.....	100.000	MetLife, Inc.....	..N.....	
0241	MetLife.....	00000..	20-4607161..				MetLife European Holdings, LLC.....	DE.....	NIA.....	MetLife, Inc.....	Ownership.....	100.000	MetLife, Inc.....	..N.....	
0241	MetLife.....	00000..					MetLife Core Property Fund GP, LLC.....	DE.....	NIA.....	MetLife Investment Advisors, LLC.....	Ownership.....	100.000	MetLife, Inc.....	..N.....	
0241	MetLife.....	00000..	80-0946518..				MetLife Core Property Fund, LP.....	DE.....	NIA.....	Metropolitan Life Insurance Company.....	Ownership.....	15.600	MetLife, Inc.....	..N.....	
0241	MetLife.....	00000..	80-0946518..				MetLife Core Property Fund, LP.....	DE.....	NIA.....	Metropolitan Life Insurance Company (on behalf of Sep Acct 746).....	Ownership.....	2.520	MetLife, Inc.....	..N.....	
0241	MetLife.....	00000..	80-0946518..				MetLife Core Property Fund, LP.....	DE.....	NIA.....	MetLife Insurance Company of Korea, Limited.....	Ownership.....	2.040	MetLife, Inc.....	..N.....	
0241	MetLife.....	00000..	80-0946518..				MetLife Core Property Fund, LP.....	DE.....	NIA.....	Metropolitan Tower Life Insurance Company... ..	Ownership.....	0.050	MetLife, Inc.....	..N.....	
0241	MetLife.....	00000..	80-0946518..				MetLife Core Property Fund, LP.....	DE.....	NIA.....	MetLife Insurance K.K. (Japan).....	Ownership.....	6.940	MetLife, Inc.....	..N.....	
0241	MetLife.....	00000..	80-0946518..				MetLife Core Property Fund, LP.....	DE.....	DS.....	Metropolitan Property and Casualty Insurance Company.....	Ownership.....	1.760	MetLife, Inc.....	..N.....	
0241	MetLife.....	00000..	80-0947139..				MetLife Core Property REIT, LLC.....	DE.....	NIA.....	MetLife Core Property Fund, LP.....	Ownership.....	100.000	MetLife, Inc.....	..N.....	
0241	MetLife.....	00000..	46-3934926..				MetLife Core Property Holdings, LLC.....	DE.....	NIA.....	MetLife Core Property REIT, LLC.....	Ownership.....	100.000	MetLife, Inc.....	..N.....	
0241	MetLife.....	00000..					MCP Property Management LLC (DE).....	DE.....	NIA.....	MetLife Core Property Holdings, LLC.....	Ownership.....	100.000	MetLife, Inc.....	..N.....	
0241	MetLife.....	00000..					MCP Core Property TRS, LLC (DE).....	DE.....	NIA.....	MetLife Core Property Holdings, LLC.....	Ownership.....	100.000	MetLife, Inc.....	..N.....	
0241	MetLife.....	00000..	13-4075851..				MetLife Commercial Mortgage Income Fund GP, LLC.....	DE.....	NIA.....	MetLife Investment Advisors, LLC.....	Ownership.....	100.000	MetLife, Inc.....	..N.....	
0241	MetLife.....	00000..	47-2630137..				MetLife Commercial Mortgage Income Fund LP.....	DE.....	NIA.....	Metropolitan Life Insurance Company.....	Ownership.....	26.600	MetLife, Inc.....	..N.....	
0241	MetLife.....	00000..	47-2630137..				MetLife Commercial Mortgage Income Fund LP.....	DE.....	NIA.....	MetLife Insurance Company of Korea, Limited.....	Ownership.....	2.100	MetLife, Inc.....	..N.....	
0241	MetLife.....	00000..	47-2630137..				MetLife Commercial Mortgage Income Fund LP.....	DE.....	NIA.....	MetLife Limited.....	Ownership.....	2.700	MetLife, Inc.....	..N.....	
0241	MetLife.....	00000..	47-2630137..				MetLife Commercial Mortgage Income Fund LP.....	DE.....	NIA.....	Metropolitan Life Insurance Company of Hong Kong Limited.....	Ownership.....	0.030	MetLife, Inc.....	..N.....	

Q12.8

SCHEDULE Y

PART 1A - DETAIL OF INSURANCE HOLDING COMPANY SYSTEM

1	2	3	4	5	6	7	8	9	10	11	12	13	14	15	16
Group Code	Group Name	NAIC Company Code	ID Number	Federal RSSD	CIK	Name of Securities Exchange if Publicly Traded (U.S. or International)	Names of Parent, Subsidiaries or Affiliates	Domiciliary Location	Relationship to Reporting Entity	Directly Controlled by (Name of Entity/Person)	Type of Control (Ownership Board, Management, Attorney-in-Fact, Influence, Other)	If Control is Ownership Provide Percentage	Ultimate Controlling Entity(ies)/Person(s)	Is an SCA Filing Required? (Y/N)	*
0241	MetLife	00000	47-2630137				MetLife Commercial Mortgage Income Fund LP	DE	NIA	Metropolitan Tower Life Insurance Company... MetLife Commercial Mortgage Income Fund, LP	Ownership	2.700	MetLife, Inc.	N	
0241	MetLife	00000	47-2688528				MetLife Commercial Mortgage REIT, LLC	DE	NIA	MetLife Commercial Mortgage REIT, LLC	Ownership	100.000	MetLife, Inc.	N	
0241	MetLife	00000	47-2703778				MetLife Commercial Mortgage Originator, LLC	DE	NIA	MetLife Commercial Mortgage Originator, LLC	Ownership	100.000	MetLife, Inc.	N	
0241	MetLife	00000	47-5495603				MCMIF Holdco I, LLC	DE	NIA	MetLife Commercial Mortgage Originator, LLC	Ownership	100.000	MetLife, Inc.	N	
0241	MetLife	00000					MCMIF Holdco II, LLC	DE	NIA	MetLife Commercial Mortgage Originator, LLC	Ownership	100.000	MetLife, Inc.	N	
0241	MetLife	00000					MetLife International PE Fund I, LP	CYM	NIA	MetLife Insurance K.K. (Japan)	Ownership	92.593	MetLife, Inc.	N	
0241	MetLife	00000					MetLife International PE Fund I, LP	CYM	NIA	Metropolitan Life Insurance Company of Hong Kong Limited	Ownership	0.576	MetLife, Inc.	N	
0241	MetLife	00000					MetLife International PE Fund I, LP	CYM	NIA	MetLife Limited (Hong Kong)	Ownership	2.716	MetLife, Inc.	N	
0241	MetLife	00000					MetLife International PE Fund I, LP	CYM	NIA	MetLife Mexico S.A.	Ownership	4.115	MetLife, Inc.	N	
0241	MetLife	00000					MetLife Alternatives GP, LLC	DE	NIA	MetLife Investment Advisors, LLC	Ownership	100.000	MetLife, Inc.	N	
0241	MetLife	00000	98-1150291				MetLife International HF Partners, LP	CYM	NIA	MetLife Insurance K.K. (Japan)	Ownership	88.220	MetLife, Inc.	N	
0241	MetLife	00000	98-1150291				MetLife International HF Partners, LP	CYM	NIA	MetLife Insurance Company of Korea, Limited	Ownership	9.470	MetLife, Inc.	N	
0241	MetLife	00000	98-1150291				MetLife International HF Partners, LP	CYM	NIA	MetLife Limited (Hong Kong)	Ownership	2.290	MetLife, Inc.	N	
0241	MetLife	00000	98-1150291				MetLife International HF Partners, LP	CYM	NIA	MetLife Alternatives GP, LLC	Ownership	0.020	MetLife, Inc.	N	
0241	MetLife	00000	98-1162663				MetLife International PE Fund II, LP	CYM	NIA	MetLife Insurance K.K. (Japan)	Ownership	94.540	MetLife, Inc.	N	
0241	MetLife	00000	98-1162663				MetLife International PE Fund II, LP	CYM	NIA	MetLife Limited (Hong Kong)	Ownership	2.770	MetLife, Inc.	N	
0241	MetLife	00000	98-1162663				MetLife International PE Fund II, LP	CYM	NIA	MetLife Mexico S.A.	Ownership	2.100	MetLife, Inc.	N	
0241	MetLife	00000	98-1162663				MetLife International PE Fund II, LP	CYM	NIA	Metropolitan Life Insurance Company of Hong Kong Limited	Ownership	0.590	MetLife, Inc.	N	
0241	MetLife	00000	98-1226825				MetLife International PE Fund III, LP	CYM	NIA	MetLife Insurance K.K. (Japan)	Ownership	88.930	MetLife, Inc.	N	
0241	MetLife	00000	98-1226825				MetLife International PE Fund III, LP	CYM	NIA	MetLife Insurance Company of Korea, Limited	Ownership	7.910	MetLife, Inc.	N	
0241	MetLife	00000	98-1226825				MetLife International PE Fund III, LP	CYM	NIA	Metropolitan Life Insurance Company of Hong Kong Limited	Ownership	0.550	MetLife, Inc.	N	
0241	MetLife	00000	98-1226825				MetLife International PE Fund III, LP	CYM	NIA	MetLife Limited (Hong Kong)	Ownership	2.610	MetLife, Inc.	N	
0241	MetLife	00000	98-1277596				MetLife International PE Fund IV, LP	CYM	NIA	MetLife Insurance K.K. (Japan)	Ownership	94.700	MetLife, Inc.	N	
0241	MetLife	00000	98-1277596				MetLife International PE Fund IV, LP	CYM	NIA	MetLife Insurance Company of Korea, Limited	Ownership	3.790	MetLife, Inc.	N	
0241	MetLife	00000	98-1277596				MetLife International PE Fund IV, LP	CYM	NIA	MetLife Limited (Hong Kong)	Ownership	1.510	MetLife, Inc.	N	
0241	MetLife	00000					MetLife International PE Fund V, LP	CYM	NIA	MetLife Insurance K.K. (Japan)	Ownership	81.699	MetLife, Inc.	N	
0241	MetLife	00000					MetLife International PE Fund V, LP	CYM	NIA	MetLife Insurance Company of Korea, Limited	Ownership	3.268	MetLife, Inc.	N	
0241	MetLife	00000					MetLife International PE Fund V, LP	CYM	NIA	MetLife Limited (Hong Kong)	Ownership	15.033	MetLife, Inc.	N	
0241	MetLife	00000					MetLife International PE Fund VI, LP	CYM	NIA	MetLife Insurance K.K. (Japan)	Ownership	76.323	MetLife, Inc.	N	
0241	MetLife	00000					MetLife International PE Fund VI, LP	CYM	NIA	MetLife Insurance Company of Korea, Limited	Ownership	3.469	MetLife, Inc.	N	
0241	MetLife	00000					MetLife International PE Fund VI, LP	CYM	NIA	MetLife Limited (Hong Kong)	Ownership	20.208	MetLife, Inc.	N	
0241	MetLife	00000					MetLife Loan Asset Management, LLC	DE	NIA	MetLife Investment Advisors, LLC	Ownership	100.000	MetLife, Inc.	N	
0241	MetLife	00000	46-4140926				MIM Property Management, LLC	DE	NIA	MetLife Investment Advisors, LLC	Ownership	100.000	MetLife, Inc.	N	
0241	MetLife	00000					MIM Property Management of Georgia 1, LLC	DE	NIA	MIM Property Management, LLC	Ownership	100.000	MetLife, Inc.	N	
0241	MetLife	13092	26-1511401	4300892			MetLife Reinsurance Company of Vermont	VT	IA	MetLife, Inc.	Ownership	100.000	MetLife, Inc.	N	
0241	MetLife	62634	51-0104167	4255107			Delaware American Life Insurance Company	DE	IA	MetLife, Inc.	Ownership	100.000	MetLife, Inc.	N	
0241	MetLife	00000	27-1206753				MetLife Consumer Services, Inc.	DE	NIA	MetLife, Inc.	Ownership	100.000	MetLife, Inc.	N	
0241	MetLife	00000	81-2253384				MetLife Insurance Brokerage, Inc.	NY	NIA	MetLife, Inc.	Ownership	100.000	MetLife, Inc.	N	
0241	MetLife	60690	98-0000065	4247326			American Life Insurance Company	DE	IA	MetLife, Inc.	Ownership	100.000	MetLife, Inc.	N	
0241	MetLife	00000	AA-1580066				MetLife Insurance K.K. (Japan)	JPN	IA	American Life Insurance Company	Ownership	100.000	MetLife, Inc.	N	

Q12.9

SCHEDULE Y

PART 1A - DETAIL OF INSURANCE HOLDING COMPANY SYSTEM

1	2	3	4	5	6	7	8	9	10	11	12	13	14	15	16
Group Code	Group Name	NAIC Company Code	ID Number	Federal RSSD	CIK	Name of Securities Exchange if Publicly Traded (U.S. or International)	Names of Parent, Subsidiaries or Affiliates	Domiciliary Location	Relationship to Reporting Entity	Directly Controlled by (Name of Entity/Person)	Type of Control (Ownership Board, Management, Attorney-in-Fact, Influence, Other)	If Control is Ownership Provide Percentage	Ultimate Controlling Entity(ies)/Person(s)	Is an SCA Filing Required? (Y/N)	*
0241	MetLife.....	00000...		4255330			Communication One Kabushiki Kaisha (Japan)	JPN.....	NIA.....	MetLife Insurance K.K. (Japan).....	Ownership.....	100.000	MetLife, Inc.....	N.....	
0241	MetLife.....	00000...		4250018			MetLife Life Insurance Company (Egypt).....	EGY.....	IA.....	MetLife Global Holding Company I GmbH (Swiss)	Ownership.....	84.125	MetLife, Inc.....	N.....	
0241	MetLife.....	00000...	AA-1860015				MetLife Emeklilik ve Hayat A.S. (Turkey).....	TUR.....	IA.....	MetLife Global Holding Company II GmbH (Swiss)	Ownership.....	99.980	MetLife, Inc.....	N.....	
0241	MetLife.....	00000...					MetLife Life Insurance S.A. (Greece).....	GRC.....	IA.....	MetLife EU Holding Company Limited (Ireland)	Ownership.....	100.000	MetLife, Inc.....	N.....	
0241	MetLife.....	00000...		4255349			MetLife Mutual Fund Company (Greece).....	GRC.....	NIA.....	MetLife Life Insurance Company S.A.....	Ownership.....	90.000	MetLife, Inc.....	N.....	
0241	MetLife.....	00000...		4304032			International Investment Holding Company Limited (Russia)	RUS.....	NIA.....	American Life Insurance Company	Ownership.....	100.000	MetLife, Inc.....	N.....	
0241	MetLife.....	00000...					MetLife American International Group and Arab National Bank Cooperative Insurance Company	SAU.....	IA.....	American Life Insurance Company	Ownership.....	30.000	MetLife, Inc.....	N.....	
0241	MetLife.....	00000...		4250072			PJSC MetLife (Ukraine).....	UKR.....	IA.....	MetLife Global Holding Company II GmbH (Swiss)	Ownership.....	99.999	MetLife, Inc.....	N.....	
0241	MetLife.....	00000...		4250072			PJSC MetLife (Ukraine).....	UKR.....	IA.....	International Technical and Advisory Services Limited (DE)	Ownership.....	0.001	MetLife, Inc.....	N.....	
0241	MetLife.....	00000...		4250072			PJSC MetLife (Ukraine).....	UKR.....	IA.....	Borderland Investments Limited (DE).....	Ownership.....	0.001	MetLife, Inc.....	N.....	
0241	MetLife.....	00000...					MetLife Innovation Centre Limited.....	IRL.....	NIA.....	MetLife Global Holding Company II GmbH (Swiss)	Ownership.....	99.999	MetLife, Inc.....	N.....	
0241	MetLife.....	00000...	51-0205283				International Technical and Advisory Services Limited	DE.....	NIA.....	American Life Insurance Company	Ownership.....	100.000	MetLife, Inc.....	Y.....	
0241	MetLife.....	00000...	02-0649743				Borderland Investments Limited (USA-Delaware)	DE.....	NIA.....	American Life Insurance Company	Ownership.....	100.000	MetLife, Inc.....	Y.....	
0241	MetLife.....	00000...					ALICO Hellas Single Member Limited Liability Company (Greece)	GRC.....	NIA.....	Borderland Investments Limited (DE).....	Ownership.....	100.000	MetLife, Inc.....	N.....	
0241	MetLife.....	00000...					MetLife Asset Management Corp. (Japan).....	JPN.....	NIA.....	ALICO Operations, LLC (DE).....	Ownership.....	100.000	MetLife, Inc.....	N.....	
0241	MetLife.....	00000...		4249311			MetLife Mas, S.A. de C.V (Mexico).....	MEX.....	IA.....	MetLife International Holdings, LLC.....	Ownership.....	100.000	MetLife, Inc.....	N.....	
0241	MetLife.....	00000...		4249311			MetLife Mas, S.A. de C.V (Mexico).....	MEX.....	IA.....	International Technical and Advisory Services Limited (DE)	Ownership.....		MetLife, Inc.....	N.....	
0241	MetLife.....	00000...		4251293			MetLife Seguros S.A. (Uruguay).....	URY.....	IA.....	ALICO Operations, LLC (DE).....	Ownership.....	100.000	MetLife, Inc.....	N.....	
0241	MetLife.....	00000...					MetLife Colombia Seguros de Vida S.A. (Columbia)	COL.....	IA.....	MetLife Global Holding Company II GmbH (Swiss)	Ownership.....	90.000	MetLife, Inc.....	N.....	
0241	MetLife.....	00000...					MetLife Colombia Seguros de Vida S.A. (Columbia)	COL.....	IA.....	MetLife Global Holding Company I GmbH (Swiss)	Ownership.....	10.000	MetLife, Inc.....	N.....	
0241	MetLife.....	00000...					MetLife Colombia Seguros de Vida S.A. (Columbia)	COL.....	IA.....	International Technical and Advisory Services Limited (DE)	Ownership.....		MetLife, Inc.....	N.....	
0241	MetLife.....	00000...					MetLife Colombia Seguros de Vida S.A. (Columbia)	COL.....	IA.....	Borderland Investments Limited (DE).....	Ownership.....		MetLife, Inc.....	N.....	
0241	MetLife.....	00000...					MetLife Colombia Seguros de Vida S.A. (Columbia)	COL.....	IA.....	Natloportem Holdings, LLC.....	Ownership.....		MetLife, Inc.....	N.....	
0241	MetLife.....	00000...		4254445			MetLife Latin America Asesorias e Inversiones Limitada (Chile)	CHL.....	NIA.....	MetLife Investment Management Holdings (Ireland) Limited	Ownership.....	99.990	MetLife, Inc.....	N.....	
0241	MetLife.....	00000...		4254445			MetLife Latin America Asesorias e Inversiones Limitada (Chile)	CHL.....	NIA.....	MetLife Global Holding Company II GmbH (Swiss)	Ownership.....	0.010	MetLife, Inc.....	N.....	
0241	MetLife.....	00000...		4275534			MetLife Investments Asia Limited (Hong Kong)	HKG.....	NIA.....	MetLife Investment Management Holdings (Ireland) Limited	Ownership.....	100.000	MetLife, Inc.....	N.....	

Q12.10

SCHEDULE Y

PART 1A - DETAIL OF INSURANCE HOLDING COMPANY SYSTEM

1	2	3	4	5	6	7	8	9	10	11	12	13	14	15	16
Group Code	Group Name	NAIC Company Code	ID Number	Federal RSSD	CIK	Name of Securities Exchange if Publicly Traded (U.S. or International)	Names of Parent, Subsidiaries or Affiliates	Domiciliary Location	Relationship to Reporting Entity	Directly Controlled by (Name of Entity/Person)	Type of Control (Ownership Board, Management, Attorney-in-Fact, Influence, Other)	If Control is Ownership Provide Percentage	Ultimate Controlling Entity(ies)/Person(s)	Is an SCA Filing Required? (Y/N)	*
0241	MetLife.....	00000..		4254427			MetLife Investments Limited (UK).....	GBR.....	NIA.....	MetLife Investment Management Holdings (Ireland) Limited	Ownership.....	100.000	MetLife, Inc.....	..N.....	
0241	MetLife.....	00000..					MetLife Global Infrastructure LUX GP, S.a.r.l. (Luxembourg)	LUX.....	NIA.....	MetLife Investment Management Holdings (Ireland) Limited	Ownership.....	100.000	MetLife, Inc.....	..N.....	
0241	MetLife.....	00000..	13-3912049..				ALICO Properties, Inc. (USA-Delaware).....	DE.....	NIA.....	American Life Insurance Company	Ownership.....	51.000	MetLife, Inc.....	..Y.....	
0241	MetLife.....	00000..	13-3919049..				Global Properties, Inc. (USA-Delaware).....	DE.....	NIA.....	ALICO Properties, Inc.....	Ownership.....	100.000	MetLife, Inc.....	..N.....	
0241	MetLife.....	00000..					MetLife Global Holding Company I GmbH (Swiss)	CHE.....	NIA.....	American Life Insurance Company.....	Ownership.....	100.000	MetLife, Inc.....	..N.....	
0241	MetLife.....	00000..					MetLife Global Holding Company II GmbH (Swiss)	CHE.....	NIA.....	MetLife Global Holding Company I GmbH (Swiss)	Ownership.....	100.000	MetLife, Inc.....	..N.....	
0241	MetLife.....	00000..					MetLife Investment Management Holdings (Ireland) Limited	IRL.....	NIA.....	MetLife Global Holding Company II GmbH (Swiss)	Ownership.....	100.000	MetLife, Inc.....	..N.....	
0241	MetLife.....	00000..					MetLife Syndicated Bank Loan Lux GP, S.à.r.l.	LUX.....	NIA.....	MetLife Investment Management Holdings (Ireland) Limited	Ownership.....	100.000	MetLife, Inc.....	..N.....	
0241	MetLife.....	00000..	98-1372544..				MetLife BL Feeder (Cayman), LP.....	CYM.....	NIA.....	MetLife Limited (Hong Kong).....	Ownership.....	3.140	MetLife, Inc.....	..N.....	
0241	MetLife.....	00000..	98-1372544..				MetLife BL Feeder (Cayman), LP.....	CYM.....	NIA.....	MetLife Insurance K.K. (Japan).....	Ownership.....	93.720	MetLife, Inc.....	..N.....	
0241	MetLife.....	00000..	98-1372544..				MetLife BL Feeder (Cayman), LP.....	CYM.....	NIA.....	MetLife Insurance Company of Korea, Limited	Ownership.....	3.140	MetLife, Inc.....	..N.....	
0241	MetLife.....	00000..	82-3255634..				MetLife BL Feeder , LP.....	DE.....	NIA.....	Metropolitan Life Insurance Company.....	Ownership.....	49.260	MetLife, Inc.....	..N.....	
0241	MetLife.....	00000..	98-1372721..				MetLife Syndicated Bank Loan Fund, SCSp (Luxembourg)	LUX.....	NIA.....	MetLife Syndicated Bank Loan Lux GP, S.à.r.l.	Management.....		MetLife, Inc.....	..N.....	
0241	MetLife.....	00000..	30-0615846..				ALICO Operations, LLC (DE).....	DE.....	NIA.....	MetLife Global Holding Company II GmbH (Swiss)	Ownership.....	100.000	MetLife, Inc.....	..N.....	
0241	MetLife.....	00000..					MetLife EU Holding Company Limited (Ireland)	IRL.....	NIA.....	MetLife Global Holding Company II GmbH (Swiss)	Ownership.....	100.000	MetLife, Inc.....	..N.....	
0241	MetLife.....	00000..	98-0552186..	4249302			ALICO European Holding Limited (Ireland).....	IRL.....	NIA.....	MetLife Global Holding Company II GmbH (Swiss)	Ownership.....	100.000	MetLife, Inc.....	..N.....	
0241	MetLife.....	00000..	AA-1780108..				MetLife Europe d.a.c.	IRL.....	IA.....	MetLife EU Holding Company Limited (Ireland)	Ownership.....	100.000	MetLife, Inc.....	..N.....	
0241	MetLife.....	00000..					MetLife Services EOOD (Bulgaria)	BGR.....	NIA.....	MetLife EU Holding Company Limited (Ireland)	Ownership.....	100.000	MetLife, Inc.....	..N.....	
0241	MetLife.....	00000..					MetLife Pension Trustees Limited (UK).....	GBR.....	IA.....	MetLife Europe d.a.c.	Ownership.....	100.000	MetLife, Inc.....	..N.....	
0241	MetLife.....	00000..		4255367			First American-Hungarian Insurance Agency Limited (Hungary)	HUN.....	IA.....	MetLife EU Holding Company Limited (Ireland)	Ownership.....	100.000	MetLife, Inc.....	..N.....	
0241	MetLife.....	00000..		4258407			MetLife Solutions S.A.S. (France).....	FRA.....	NIA.....	MetLife EU Holding Company Limited (Ireland)	Ownership.....	100.000	MetLife, Inc.....	..N.....	
0241	MetLife.....	00000..					MetLife Asia Holding Company Pte. Ltd.	SGP.....	NIA.....	MetLife Global Holding Company II GmbH (Swiss)	Ownership.....	100.000	MetLife, Inc.....	..N.....	
0241	MetLife.....	00000..					MetLife Innovation Centre Pte. Ltd	SGP.....	NIA.....	MetLife Asia Holding Company Pte. Ltd	Ownership.....	100.000	MetLife, Inc.....	..N.....	
0241	MetLife.....	00000..					LumenLab Malaysia Sdn. Bhd. (Malaysia).....	MYS.....	NIA.....	MetLife Innovation Centre Pte. Ltd	Ownership.....	100.000	MetLife, Inc.....	..N.....	
0241	MetLife.....	00000..					MetLife Reinsurance Company of Bermuda Ltd.	BMU.....	IA.....	MetLife Global Holding Company II GmbH (Swiss)	Ownership.....	100.000	MetLife, Inc.....	..N.....	
0241	MetLife.....	00000..					MetLife Investment Management Limited (UK).....	GBR.....	NIA.....	MetLife Global Holding Company II GmbH (Swiss)	Ownership.....	100.000	MetLife, Inc.....	..N.....	
0241	MetLife.....	00000..		4255246			Metropolitan Life Societate de Administrare a unui Fond de Pensii Administrat Privat S.A. (Romania)	ROU.....	IA.....	MetLife EU Holding Company Limited (Ireland)	Ownership.....	99.984	MetLife, Inc.....	..N.....	

Q12.11

SCHEDULE Y

PART 1A - DETAIL OF INSURANCE HOLDING COMPANY SYSTEM

1	2	3	4	5	6	7	8	9	10	11	12	13	14	15	16
Group Code	Group Name	NAIC Company Code	ID Number	Federal RSSD	CIK	Name of Securities Exchange if Publicly Traded (U.S. or International)	Names of Parent, Subsidiaries or Affiliates	Domiciliary Location	Relationship to Reporting Entity	Directly Controlled by (Name of Entity/Person)	Type of Control (Ownership Board, Management, Attorney-in-Fact, Influence, Other)	If Control is Ownership Provide Percentage	Ultimate Controlling Entity(ies)/Person(s)	Is an SCA Filing Required? (Y/N)	*
0241	MetLife.....	00000...		4255246			Metropolitan Life Societate de Administrare a unui Fond de Pensii Administrat Privat S.A. (Romania)	ROU.....	IA.....	MetLife Services Sp. z o.o.....	Ownership.....	0.016	MetLife, Inc.....	N.....	
0241	MetLife.....	00000...		4249469			Closed Joint-stock Company Master-D (Russia)	RUS.....	NIA.....	ALICO European Holding Limited (Ireland).....	Ownership.....	100.000	MetLife, Inc.....	N.....	
0241	MetLife.....	00000...		4249991			Joint-Stock Company MetLife Insurance Company (Russia)	RUS.....	IA.....	MetLife Global Holding Company II GmbH (Swiss)	Ownership.....	49.000	MetLife, Inc.....	N.....	
0241	MetLife.....	00000...		4249991			Joint-Stock Company MetLife Insurance Company (Russia)	RUS.....	IA.....	Closed Joint-stock Company Master-D (Russia)	Ownership.....	51.000	MetLife, Inc.....	N.....	
0241	MetLife.....	00000...		4255198			MetLife Slovakia s.r.o.....	SVK.....	NIA.....	MetLife EU Holding Company Limited (Ireland)	Ownership.....	99.956	MetLife, Inc.....	N.....	
0241	MetLife.....	00000...		4255198			MetLife Slovakia s.r.o.....	SVK.....	NIA.....	International Technical and Advisory Services Limited (DE)	Ownership.....	0.044	MetLife, Inc.....	N.....	
0241	MetLife.....	00000...					MetLife Services Cyprus Ltd.....	CYP.....	NIA.....	MetLife EU Holding Company Limited (Ireland)	Ownership.....	100.000	MetLife, Inc.....	N.....	
0241	MetLife.....	00000...					Hellenic Alico Life Insurance Company Ltd. (Cyprus)	CYP.....	IA.....	MetLife Services Cyprus Ltd.....	Ownership.....	27.500	MetLife, Inc.....	N.....	
0241	MetLife.....	00000...		4247335			MetLife Towarzystwo Ubezpieczen na Zycie i Reasekuracji S.A.	POL.....	IA.....	MetLife EU Holding Company Limited (Ireland)	Ownership.....	100.000	MetLife, Inc.....	N.....	
0241	MetLife.....	00000...		4255264			MetLife Services Sp. z o.o.....	POL.....	NIA.....	MetLife Towarzystwo Ubezpieczen na Zycie i Reasekuracji S.A.	Ownership.....	100.000	MetLife, Inc.....	N.....	
0241	MetLife.....	00000...		4251154			MetLife Powszechnie Towarzystwo Emerytalne (Poland)	POL.....	IA.....	MetLife Towarzystwo Ubezpieczen na Zycie i Reasekuracji S.A.	Ownership.....	100.000	MetLife, Inc.....	N.....	
0241	MetLife.....	00000...	AA-9640009.	4255255			MetLife Towarzystwo Funduszy Inwestycyjnych S.A.	POL.....	NIA.....	MetLife Towarzystwo Ubezpieczen na Zycie i Reasekuracji S.A.	Ownership.....	100.000	MetLife, Inc.....	N.....	
0241	MetLife.....	00000...		4258331			Agenvita S.r.l. (Italy).....	ITA.....	IA.....	MetLife EU Holding Company Limited (Ireland)	Ownership.....	100.000	MetLife, Inc.....	N.....	
0241	MetLife.....	00000...					MetLife Services, Sociedad Limitada (Spain)....	ESP.....	NIA.....	MetLife EU Holding Company Limited (Ireland)	Ownership.....	100.000	MetLife, Inc.....	N.....	
0241	MetLife.....	00000...					MetLife Europe Insurance d.a.c.....	IRL.....	IA.....	MetLife EU Holding Company Limited (Ireland)	Ownership.....	100.000	MetLife, Inc.....	N.....	
0241	MetLife.....	00000...		4189864			MetLife Europe Services Limited (Ireland).....	IRL.....	NIA.....	MetLife EU Holding Company Limited (Ireland)	Ownership.....	100.000	MetLife, Inc.....	N.....	
0241	MetLife.....	00000...	95-3947585..	3166064			MetLife Investors Group, LLC.....	DE.....	NIA.....	MetLife, Inc.....	Ownership.....	100.000	MetLife, Inc.....	N.....	
0241	MetLife.....	00000...	43-1906210..	3373563	1130412		MetLife Investments Securities LLC (DE)	DE.....	NIA.....	MetLife Investors Group, LLC.....	Ownership.....	100.000	MetLife, Inc.....	N.....	
0241	MetLife.....	00000...	43-1906210..				MetLife Investors Distribution Company.....	MO.....	NIA.....	MetLife Investors Group, LLC.....	Ownership.....	100.000	MetLife, Inc.....	N.....	

Q12.12

Statement for March 31, 2019 of the **Metropolitan Property and Casualty Insurance Company**
PART 1 - LOSS EXPERIENCE

Lines of Business	Current Year to Date			4 Prior Year to Date Direct Loss Percentage
	1 Direct Premiums Earned	2 Direct Losses Incurred	3 Direct Loss Percentage	
1. Fire.....	1,349,499	835,719	61.928	55.660
2. Allied lines.....	2,972,352	909,471	30.598	69.794
3. Farmowners multiple peril.....			0.000	
4. Homeowners multiple peril.....	164,598,840	81,418,261	49.465	73.069
5. Commercial multiple peril.....	4,032,059	3,386,284	83.984	55.959
6. Mortgage guaranty.....			0.000	
8. Ocean marine.....			0.000	
9. Inland marine.....	4,701,830	1,173,300	24.954	29.584
10. Financial guaranty.....			0.000	
11.1. Medical professional liability - occurrence.....			0.000	
11.2. Medical professional liability - claims-made.....			0.000	
12. Earthquake.....	1,480,575	57,030	3.852	0.694
13. Group accident and health.....			0.000	
14. Credit accident and health.....			0.000	
15. Other accident and health.....	10,418,414	4,726,667	45.368	31.310
16. Workers' compensation.....			0.000	
17.1. Other liability-occurrence.....	11,042,452	5,678,888	51.428	54.678
17.2. Other liability-claims made.....			0.000	
17.3. Excess workers' compensation.....			0.000	
18.1. Products liability-occurrence.....			0.000	
18.2. Products liability-claims made.....			0.000	
19.1, 19.2. Private passenger auto liability.....	92,236,365	54,992,121	59.621	60.740
19.3, 19.4. Commercial auto liability.....	4,717,719	5,741,956	121.710	91.081
21. Auto physical damage.....	77,641,292	38,239,737	49.252	55.690
22. Aircraft (all perils).....			0.000	
23. Fidelity.....			0.000	
24. Surety.....			0.000	
26. Burglary and theft.....			0.000	
27. Boiler and machinery.....			0.000	
28. Credit.....			0.000	
29. International.....			0.000	
30. Warranty.....			0.000	
31. Reinsurance-nonproportional assumed property.....	XXX	XXX	XXX	XXX
32. Reinsurance-nonproportional assumed liability.....	XXX	XXX	XXX	XXX
33. Reinsurance-nonproportional assumed financial lines.....	XXX	XXX	XXX	XXX
34. Aggregate write-ins for other lines of business.....	0	0	0.000	
35. Totals.....	375,191,397	197,159,434	52.549	64.015
DETAILS OF WRITE-INS				
3401.....			0.000	
3402.....			0.000	
3403.....			0.000	
3498. Sum. of remaining write-ins for Line 34 from overflow page.....	0	0	0.000	XXX
3499. Totals (Lines 3401 thru 3403 plus 3498) (Line 34).....	0	0	0.000	

PART 2 - DIRECT PREMIUMS WRITTEN

Lines of Business	1	2	3
	Current Quarter	Current Year to Date	Prior Year Year to Date
1. Fire.....	1,332,999	1,332,999	1,467,989
2. Allied lines.....	2,350,246	2,350,246	2,224,511
3. Farmowners multiple peril.....			
4. Homeowners multiple peril.....	144,251,768	144,251,768	139,970,893
5. Commercial multiple peril.....	4,905,977	4,905,977	3,216,972
6. Mortgage guaranty.....			
8. Ocean marine.....			
9. Inland marine.....	4,015,451	4,015,451	3,939,098
10. Financial guaranty.....			
11.1. Medical professional liability - occurrence.....			
11.2. Medical professional liability - claims made.....			
12. Earthquake.....	1,355,021	1,355,021	1,340,039
13. Group accident and health.....			
14. Credit accident and health.....			
15. Other accident and health.....	39,575,388	39,575,388	28,162,754
16. Workers' compensation.....			
17.1. Other liability-occurrence.....	10,731,013	10,731,013	10,304,744
17.2. Other liability-claims made.....			
17.3. Excess workers' compensation.....			
18.1. Products liability-occurrence.....			
18.2. Products liability-claims made.....			
19.1 19.2. Private passenger auto liability.....	91,838,991	91,838,991	91,304,426
19.3 19.4. Commercial auto liability.....	6,673,986	6,673,986	3,224,051
21. Auto physical damage.....	78,328,059	78,328,059	74,537,959
22. Aircraft (all perils).....			
23. Fidelity.....			
24. Surety.....			
26. Burglary and theft.....			
27. Boiler and machinery.....			
28. Credit.....			
29. International.....			
30. Warranty.....			
31. Reinsurance-nonproportional assumed property.....	XXX	XXX	XXX
32. Reinsurance-nonproportional assumed liability.....	XXX	XXX	XXX
33. Reinsurance-nonproportional assumed financial lines.....	XXX	XXX	XXX
34. Aggregate write-ins for other lines of business.....	0	0	0
35. Totals.....	385,358,899	385,358,899	359,693,436
DETAILS OF WRITE-INS			
3401.....			
3402.....			
3403.....			
3498. Sum. of remaining write-ins for Line 34 from overflow page.....	0	0	0
3499. Totals (Lines 3401 thru 3403 plus 3498) (Line 34).....	0	0	0

Statement for March 31, 2019 of the **Metropolitan Property and Casualty Insurance Company**
PART 3 (000 omitted)

LOSS AND LOSS ADJUSTMENT EXPENSE RESERVES SCHEDULE

	1	2	3	4	5	6	7	8	9	10	11	12	13
Years in Which Losses Occurred	Prior Year-End Known Case Loss and LAE Reserves	Prior Year-End IBNR Loss and LAE Reserves	Total Prior Year-End Loss and LAE Reserves (Cols. 1 + 2)	2019 Loss and LAE Payments on Claims Reported as of Prior Year-End	2019 Loss and LAE Payments on Claims Unreported as of Prior Year-End	Total 2019 Loss and LAE Payments (Cols. 4 + 5)	Q.S. Date Known Case Loss and LAE Reserves on Claims Reported and Open as of Prior Year-End	Q.S. Date Known Case Loss and LAE Reserves on Claims Reported or Reopened Subsequent to Prior Year-End	Q.S. Date IBNR Loss and LAE Reserves	Total Q.S. Loss and LAE Reserves (Cols. 7 + 8 + 9)	Prior Year-End Known Case Loss and LAE Reserves Developed (Savings)/Deficiency (Cols. 4 + 7 minus Col. 1)	Prior Year-End IBNR Loss and LAE Reserves Developed (Savings)/Deficiency (Cols. 5 + 8 + 9 minus Col. 2)	Prior Year-End Total Loss and LAE Reserve Developed (Savings)/Deficiency (Cols. 11 + 12)
1. 2016 + Prior.....	357,408	33,422	390,830	54,672	978	55,649	303,470	2,853	28,154	334,476	733	(1,438)	(705)
2. 2017.....	296,425	33,001	329,426	48,630	2,130	50,759	246,376	8,069	22,997	277,442	(1,420)	195	(1,225)
3. Subtotals 2017 + Prior.....	653,833	66,422	720,256	103,301	3,107	106,408	549,845	10,921	51,151	611,918	(687)	(1,243)	(1,930)
4. 2018.....	665,848	128,814	794,662	169,764	48,508	218,271	420,320	60,399	98,669	579,388	(75,764)	78,762	2,998
5. Subtotals 2018 + Prior.....	1,319,682	195,236	1,514,918	273,065	51,615	324,680	970,166	71,320	149,820	1,191,306	(76,451)	77,519	1,068
6. 2019.....	XXX	XXX	XXX	XXX	274,416	274,416	XXX	237,486	80,830	318,316	XXX	XXX	XXX
7. Totals.....	1,319,682	195,236	1,514,918	273,065	326,031	599,096	970,166	308,806	230,650	1,509,621	(76,451)	77,519	1,068
8. Prior Year-End's Surplus As Regards Policyholders	2,322,042										Col. 11, Line 7 As % of Col. 1, Line 7	Col. 12, Line 7 As % of Col. 2, Line 7	Col. 13, Line 7 As % of Col. 3, Line 7
											1.(5.8)%	2.39.7 %	3.0.1 %
													Col. 13, Line 7 Line 8
													4.0.0 %

Q14

Statement for March 31, 2019 of the **Metropolitan Property and Casualty Insurance Company**
SUPPLEMENTAL EXHIBITS AND SCHEDULES INTERROGATORIES

The following supplemental reports are required to be filed as part of your statement filing. However, in the event that your company does not transact the type of business for which the special report must be filed, your response of NO to the specific interrogatory will be accepted in lieu of filing a "NONE" report and a bar code will be printed below. If the supplement is required of your company but is not being filed for whatever reason, enter SEE EXPLANATION and provide an explanation following the interrogatory questions.

	Response
1. Will the Trusteed Surplus Statement be filed with the state of domicile and the NAIC with this statement?	_____ NO
2. Will Supplement A to Schedule T (Medical Professional Liability Supplement) be filed with this statement?	_____ NO
3. Will the Medicare Part D Coverage Supplement be filed with the state of domicile and the NAIC with this statement?	_____ NO
4. Will the Director and Officer Insurance Coverage Supplement be filed with the state of domicile and the NAIC with this statement?	_____ NO

Explanation:

1. The data for this supplement is not required to be filed.
2. The data for this supplement is not required to be filed.
3. The data for this supplement is not required to be filed.
4. The data for this supplement is not required to be filed.

Bar Code:



Statement for March 31, 2019 of the **Metropolitan Property and Casualty Insurance Company**
Overflow Page for Write-Ins

Additional Write-ins for Assets:

	Current Statement Date			4 December 31, Prior Year Net Admitted Assets
	1 Assets	2 Nonadmitted Assets	3 Net Admitted Assets (Cols. 1 - 2)	
2504. Remittances and items not allocated.....	7,899,915	7,899,915	0	
2597. Summary of remaining write-ins for Line 25.....	7,899,915	7,899,915	0	0

Additional Write-ins for Statement of Income:

	1 Current Year to Date	2 Prior Year to Date	3 Prior Year Ended December 31
1404. Restated quota share - dividends, write-offs, payment fees.....	(6,276,537)	(5,336,365)	(23,781,593)
1497. Summary of remaining write-ins for Line 14.....	(6,276,537)	(5,336,365)	(23,781,593)

Statement for March 31, 2019 of the **Metropolitan Property and Casualty Insurance Company**
SCHEDULE A - VERIFICATION

Real Estate

	1 Year to Date	2 Prior Year Ended December 31
1. Book/adjusted carrying value, December 31 of prior year.....	15,419	8,938,046
2. Cost of acquired:		
2.1 Actual cost at time of acquisition.....		
2.2 Additional investment made after acquisition.....		20,322
3. Current year change in encumbrances.....		
4. Total gain (loss) on disposals.....		(5,292)
5. Deduct amounts received on disposals.....		8,839,858
6. Total foreign exchange change in book/adjusted carrying value.....		
7. Deduct current year's other-than-temporary impairment recognized.....		
8. Deduct current year's depreciation.....	1,616	97,799
9. Book/adjusted carrying value at end of current period (Lines 1+2+3+4-5+6-7-8).....	13,803	15,419
10. Deduct total nonadmitted amounts.....		
11. Statement value at end of current period (Line 9 minus Line 10).....	13,803	15,419

SCHEDULE B - VERIFICATION

Mortgage Loans

	1 Year to Date	2 Prior Year Ended December 31
1. Book value/recorded investment excluding accrued interest, December 31 of prior year.....	293,616,871	41,269,384
2. Cost of acquired:		
2.1 Actual cost at time of acquisition.....	16,459,957	252,895,094
2.2 Additional investment made after acquisition.....	160,223	250,965
3. Capitalized deferred interest and other.....		
4. Accrual of discount.....	31,612	67,491
5. Unrealized valuation increase (decrease).....		
6. Total gain (loss) on disposals.....		
7. Deduct amounts received on disposals.....	869,927	866,063
8. Deduct amortization of premium and mortgage interest points and commitment fees.....		
9. Total foreign exchange change in book value/recorded investment excluding accrued interest.....		
10. Deduct current year's other-than-temporary impairment recognized.....		
11. Book value/recorded investment excluding accrued interest at end of current period (Lines 1+2+3+4+5+6-7-8+9-10).....	309,398,736	293,616,871
12. Total valuation allowance.....		
13. Subtotal (Line 11 plus Line 12).....	309,398,736	293,616,871
14. Deduct total nonadmitted amounts.....		
15. Statement value at end of current period (Line 13 minus Line 14).....	309,398,736	293,616,871

SCHEDULE BA - VERIFICATION

Other Long-Term Invested Assets

	1 Year to Date	2 Prior Year Ended December 31
1. Book/adjusted carrying value, December 31 of prior year.....	257,851,718	176,991,488
2. Cost of acquired:		
2.1 Actual cost at time of acquisition.....	1,346,857	36,718,410
2.2 Additional investment made after acquisition.....	11,640,422	73,234,687
3. Capitalized deferred interest and other.....		
4. Accrual of discount.....		
5. Unrealized valuation increase (decrease).....	11,167,906	4,654,354
6. Total gain (loss) on disposals.....		1,603,291
7. Deduct amounts received on disposals.....	28,176,875	35,137,671
8. Deduct amortization of premium and depreciation.....		
9. Total foreign exchange change in book/adjusted carrying value.....	(183,451)	(212,841)
10. Deduct current year's other-than-temporary impairment recognized.....		
11. Book/adjusted carrying value at end of current period (Lines 1+2+3+4+5+6-7+8+9-10).....	253,646,577	257,851,718
12. Deduct total nonadmitted amounts.....		
13. Statement value at end of current period (Line 11 minus Line 12).....	253,646,577	257,851,718

SCHEDULE D - VERIFICATION

Bonds and Stocks

	1 Year to Date	2 Prior Year Ended December 31
1. Book/adjusted carrying value of bonds and stocks, December 31 of prior year.....	4,462,424,904	4,197,134,664
2. Cost of bonds and stocks acquired.....	1,303,837,767	1,960,341,261
3. Accrual of discount.....	1,527,407	6,733,609
4. Unrealized valuation increase (decrease).....	25,538,708	(35,406,012)
5. Total gain (loss) on disposals.....	(2,464,152)	(12,976,305)
6. Deduct consideration for bonds and stocks disposed of.....	1,292,690,899	1,638,670,106
7. Deduct amortization of premium.....	6,134,539	11,022,958
8. Total foreign exchange change in book/adjusted carrying value.....	896,622	(4,248,700)
9. Deduct current year's other-than-temporary impairment recognized.....		
10. Total investment income recognized as a result of prepayment penalties and/or acceleration fees.....	42,513	539,450
11. Book/adjusted carrying value at end of current period (Lines 1+2+3+4+5-6-7+8-9+10).....	4,492,978,331	4,462,424,904
12. Deduct total nonadmitted amounts.....	1,034,344	1,034,344
13. Statement value at end of current period (Line 11 minus Line 12).....	4,491,943,987	4,461,390,560

Statement for March 31, 2019 of the **Metropolitan Property and Casualty Insurance Company**
SCHEDULE D - PART 1B

Showing the Acquisitions, Dispositions and Non-Trading Activity
 During the Current Quarter for all Bonds and Preferred Stock by NAIC Designation

NAIC Designation	1 Book/Adjusted Carrying Value Beginning of Current Quarter	2 Acquisitions During Current Quarter	3 Dispositions During Current Quarter	4 Non-Trading Activity During Current Quarter	5 Book/Adjusted Carrying Value End of First Quarter	6 Book/Adjusted Carrying Value End of Second Quarter	7 Book/Adjusted Carrying Value End of Third Quarter	8 Book/Adjusted Carrying Value December 31 Prior Year
BONDS								
1. NAIC 1 (a).....	2,450,610,256	1,675,038,931	1,702,721,499	(16,547,242)	2,406,380,446			2,450,610,256
2. NAIC 2 (a).....	775,373,589	45,868,348	13,753,522	(2,157,573)	805,330,842			775,373,589
3. NAIC 3 (a).....	164,770,591	36,926,930	9,682,561	17,088,867	209,103,827			164,770,591
4. NAIC 4 (a).....	84,855,027	5,695,227	20,362,915	4,927,923	75,115,262			84,855,027
5. NAIC 5 (a).....	9,152,178		8,475,271	8,071,148	8,748,055			9,152,178
6. NAIC 6 (a).....					0			
7. Total Bonds.....	3,484,761,641	1,763,529,436	1,754,995,768	11,383,123	3,504,678,432	0	0	3,484,761,641
PREFERRED STOCK								
8. NAIC 1.....	5,900,000				5,900,000			5,900,000
9. NAIC 2.....	38,941,400			1,747,600	40,689,000			38,941,400
10. NAIC 3.....					0			
11. NAIC 4.....					0			
12. NAIC 5.....					0			
13. NAIC 6.....					0			
14. Total Preferred Stock.....	44,841,400	0	0	1,747,600	46,589,000	0	0	44,841,400
15. Total Bonds and Preferred Stock.....	3,529,603,041	1,763,529,436	1,754,995,768	13,130,723	3,551,267,432	0	0	3,529,603,041

QS102

(a) Book/Adjusted Carrying Value column for the end of the current reporting period includes the following amount of short-term and cash equivalent bonds by NAIC designation:
 NAIC 1 \$.....55,663,830; NAIC 2 \$.....1,578,947; NAIC 3 \$.....0; NAIC 4 \$.....0; NAIC 5 \$.....0; NAIC 6 \$.....0.

Statement for March 31, 2019 of the **Metropolitan Property and Casualty Insurance Company**
SCHEDULE DA - PART 1

Short-Term Investments

	1 Book/Adjusted Carrying Value	2 Par Value	3 Actual Cost	4 Interest Collected Year To Date	5 Paid for Accrued Interest Year To Date
9199999.....11,480,195XXX.....11,469,98315,7784,558

SCHEDULE DA - VERIFICATION

Short-Term Investments

	1 Year To Date	2 Prior Year Ended December 31
1. Book/adjusted carrying value, December 31 of prior year.....10,000,0002,499,857
2. Cost of short-term investments acquired.....9,891,03637,890,207
3. Accrual of discount.....10,21213,157
4. Unrealized valuation increase (decrease).....
5. Total gain (loss) on disposals.....(2,606)
6. Deduct consideration received on disposals.....8,421,05330,400,615
7. Deduct amortization of premium.....
8. Total foreign exchange change in book/adjusted carrying value.....
9. Deduct current year's other-than-temporary impairment recognized.....
10. Book/adjusted carrying value at end of current period (Lines 1+2+3+4+5-6-7+8-9).....11,480,19510,000,000
11. Deduct total nonadmitted amounts.....
12. Statement value at end of current period (Line 10 minus Line 11).....11,480,19510,000,000

SCHEDULE DB - PART A - VERIFICATION

Options, Caps, Floors, Collars, Swaps and Forwards

1. Book/adjusted carrying value, December 31, prior year (Line 9, prior year).....	5,004,884
2. Cost paid/(consideration received) on additions.....	
3. Unrealized valuation increase/(decrease).....	120,050
4. Total gain (loss) on termination recognized.....	49,243
5. Considerations received/(paid) on terminations.....	49,243
6. Amortization.....	
7. Adjustment to the book/adjusted carrying value of hedge item.....	
8. Total foreign exchange change in book/adjusted carrying value.....	(910,035)
9. Book/adjusted carrying value at end of current period (Lines 1 + 2 + 3 + 4 - 5 + 6 + 7 + 8).....	4,214,899
10. Deduct nonadmitted assets.....	
11. Statement value at end of current period (Line 9 minus Line 10).....	4,214,899

SCHEDULE DB - PART B - VERIFICATION

Futures Contracts

1. Book/adjusted carrying value, December 31, prior year (Line 6, prior year).....	
2. Cumulative cash change (Section 1, Broker Name/Net Cash Deposits Footnote - Cumulative Cash Change column).....	
3.1 Add:	
Change in variation margin on open contracts - Highly Effective Hedges:	
3.11 Section 1, Column 15, current year to date minus.....	
3.12 Section 1, Column 15, prior year.....	0
Change in variation margin on open contracts - All Other:	
3.13 Section 1, Column 18, current year to date minus.....	
3.14 Section 1, Column 18, prior year.....	0 0
3.2 Add:	
Change in adjustment to basis of hedged item:	
3.21 Section 1, Column 17, current year to date minus.....	
3.22 Section 1, Column 17, prior year.....	0
Change in amount recognized:	
3.23 Section 1, Column 19, current year to date minus.....	
3.24 Section 1, Column 19, prior year.....	0 0
3.3 Subtotal (Line 3.1 minus Line 3.2).....	0
4.1 Cumulative variation margin on terminated contracts during the year.....	
4.2 Less:	
4.21 Amount used to adjust basis of hedged item.....	
4.22 Amount recognized.....	0
4.3 Subtotal (Line 4.1 minus Line 4.2).....	0
5. Dispositions gains (losses) on contracts terminated in prior year:	
5.1 Total gain (loss) recognized for terminations in prior year.....	
5.2 Total gain (loss) adjusted into the hedged item(s) for the terminations in prior year.....	
6. Book/adjusted carrying value at end of current period (Lines 1 + 2 + 3.3 - 4.3 - 5.1 - 5.2).....	0
7. Deduct nonadmitted assets.....	
8. Statement value at end of current period (Line 6 minus Line 7).....	0

NONE

Sch. DB - Pt. C - Sn. 1
NONE

Sch. DB - Pt. C - Sn. 2
NONE

Statement for March 31, 2019 of the **Metropolitan Property and Casualty Insurance Company**
SCHEDULE DB - VERIFICATION

Verification of Book/Adjusted Carrying Value, Fair Value and Potential Exposure of all Open Derivative Contracts

	Book/Adjusted Carrying Value Check
1. Part A, Section 1, Column 14.....	4,214,899
2. Part B, Section 1, Column 15 plus Part B, Section 1 Footnote - Total Ending Cash Balance.....	_____
3. Total (Line 1 plus Line 2).....	<u>4,214,899</u>
4. Part D, Section 1, Column 5.....	4,576,351
5. Part D, Section 1, Column 6.....	(361,452)
6. Total (Line 3 minus Line 4 minus Line 5).....	<u>0</u>
	Fair Value Check
7. Part A, Section 1, Column 16.....	2,989,678
8. Part B, Section 1, Column 13.....	_____
9. Total (Line 7 plus Line 8).....	<u>2,989,678</u>
10. Part D, Section 1, Column 8.....	3,917,029
11. Part D, Section 1, Column 9.....	(927,351)
12. Total (Line 9 minus Line 10 minus Line 11).....	<u>0</u>
	Potential Exposure Check
13. Part A, Section 1, Column 21.....	1,212,071
14. Part B, Section 1, Column 20.....	_____
15. Part D, Section 1, Column 11.....	1,212,071
16. Total (Line 13 plus Line 14 minus Line 15).....	<u>0</u>

Statement for March 31, 2019 of the **Metropolitan Property and Casualty Insurance Company**
SCHEDULE E - PART 2 - VERIFICATION

Cash Equivalents

	1 Year To Date	2 Prior Year Ended December 31
1. Book/adjusted carrying value, December 31 of prior year.....	47,447,515	39,289,743
2. Cost of cash equivalents acquired.....	450,593,683	3,120,173,362
3. Accrual of discount.....	342,514	1,414,095
4. Unrealized valuation increase (decrease).....		
5. Total gain (loss) on disposals.....	1,235	(15,119)
6. Deduct consideration received on disposals.....	452,622,365	3,113,414,566
7. Deduct amortization of premium.....		
8. Total foreign exchange change in book/ adjusted carrying value.....		
9. Deduct current year's other-than-temporary impairment recognized.....		
10. Book/adjusted carrying value at end of current period (Lines 1+2+3+4+5-6-7+8-9).....	45,762,582	47,447,515
11. Deduct total nonadmitted amounts.....		
12. Statement value at end of current period (Line 10 minus Line 11).....	45,762,582	47,447,515

Statement for March 31, 2019 of the **Metropolitan Property and Casualty Insurance Company**
SCHEDULE A - PART 2

Showing all Real Estate ACQUIRED AND ADDITIONS MADE During the Current Quarter

1 Description of Property	Location		4 Date Acquired	5 Name of Vendor	6 Actual Cost at Time of Acquisition	7 Amount of Encumbrances	8 Book/Adjusted Carrying Value Less Encumbrances	9 Additional Investment Made After Acquisition
	2 City	3 State						

NONE

QE01

SCHEDULE A - PART 3

Showing all Real Estate DISPOSED During the Quarter, Including Payments During the Final Year on "Sales Under Contract "

1 Description of Property	Location		4 Disposal Date	5 Name of Purchaser	6 Actual Cost	7 Expended for Additions, Permanent Improvements and Changes in Encumbrances	8 Book/Adjusted Carrying Value Less Encumbrances Prior Year	Change in Book/Adjusted Carrying Value Less Encumbrances					14 Book/Adjusted Carrying Value Less Encumbrances on Disposal	15 Amounts Received During Year	16 Foreign Exchange Gain (Loss) on Disposal	17 Realized Gain (Loss) on Disposal	18 Total Gain (Loss) on Disposal	19 Gross Income Earned Less Interest Incurred on Encumbrances	20 Taxes, Repairs, and Expenses Incurred
	2 City	3 State						9 Current Year's Depreciation	10 Current Year's Other-Than-Temporary Impairment Recognized	11 Current Year's Change in Encumbrances	12 Total Change in B./A.C.V. (11 - 9 - 10)	13 Total Foreign Exchange Change in B./A.C.V.							

NONE

Statement for March 31, 2019 of the **Metropolitan Property and Casualty Insurance Company**
SCHEDULE B - PART 2

Showing all Mortgage Loans ACQUIRED AND ADDITIONS MADE During the Current Quarter

1 Loan Number	2 Location		3 State	4 Loan Type	5 Date Acquired	6 Rate of Interest	7 Actual Cost at Time of Acquisition	8 Additional Investment Made After Acquisition	9 Value of Land and Buildings
	City								
Mortgages in Good Standing - Farm Mortgages									
0000199782	Adams		WA		02/25/2019	5.050	2,246,500	-	4,000,000
0000199836	Franklin		AL		02/11/2019	4.030	1,998,750	-	3,532,564
0000199928	Burt		NE		01/11/2019	4.700	999,500	-	1,740,250
0000199961	DeKalb		IL		01/04/2019	5.350	250,000	-	530,930
0000199993	Bates		MO		01/15/2019	4.850	500,000	-	815,309
0000199995	Bates		MO		01/15/2019	4.850	499,990	-	815,307
0000200013	Stoddard		MO		02/06/2019	4.800	774,700	-	1,204,000
0000200022	Macon		IL		02/15/2019	4.180	998,767	-	1,666,838
0000200045	Washington		NC		02/12/2019	4.500	998,950	-	2,302,600
0199999	Total - Mortgages in Good Standing - Farm Mortgages				XXX	XXX	9,267,157	0	16,607,798
Mortgages in Good Standing - Commercial Mortgages - All Other									
0000703024	WASHINGTON		DC		02/08/2018	5.990	-	72,486	8,233,818
0000703027	MINNEAPOLIS		MN		02/22/2018	4.340	-	68,273	8,232,459
0000703113	WASHINGTON		DC		10/23/2018	4.290	-	19,464	10,956,810
0000703148	ARLINGTON		VA		03/07/2019	4.290	7,192,800	-	10,999,083
0599999	Total - Mortgages in Good Standing - Commercial Mortgages - All Other				XXX	XXX	7,192,800	160,223	38,422,171
0899999	Total - Mortgages in Good Standing				XXX	XXX	16,459,957	160,223	55,029,969
3399999	Total Mortgages				XXX	XXX	16,459,957	160,223	55,029,969

QE02

SCHEDULE B - PART 3

Showing all Mortgage Loans DISPOSED, Transferred or Repaid During the Current Quarter

1 Loan Number	2 Location		4 Loan Type	5 Date Acquired	6 Disposal Date	7 Book Value/Recorded Investment Excluding Accrued Interest Prior Year	8 Change in Book Value/Recorded Investment					14 Book Value / Recorded Investment Excluding Accrued Interest on Disposal	15 Consideration	16 Foreign Exchange Gain (Loss) on Disposal	17 Realized Gain (Loss) on Disposal	18 Total Gain (Loss) on Disposal
	City	State					8 Unrealized Valuation Increase (Decrease)	9 Current Year's (Amortization) / Accretion	10 Current Year's Other-Than-Temporary Impairment Recognized	11 Capitalized Deferred Interest and Other	12 Total Change in Book Value (8 + 9 - 10 + 11)					
Mortgages With Partial Repayments																
Scheduled Repayments													869,927	869,927		0
0299999	Total - Mortgages With Partial Repayments					0	0	0	0	0	0	0	869,927	869,927	0	0
0599999	Total Mortgages					0	0	0	0	0	0	0	869,927	869,927	0	0

Statement for March 31, 2019 of the **Metropolitan Property and Casualty Insurance Company**
SCHEDULE BA - PART 2

Showing Other Long-Term Invested Assets ACQUIRED AND ADDITIONS MADE During the Current Quarter

1 CUSIP Identification	2 Name or Description	3 Location		5 Name of Vendor or General Partner	6 NAIC Designation and Administrative Symbol/Market Indicator	7 Date Originally Acquired	8 Type and Strategy	9 Actual Cost at Time of Acquisition	10 Additional Investment Made after Acquisition	11 Amount of Encumbrances	12 Commitment for Additional Investment	13 Percentage of Ownership
		City	State									
Joint Venture or Partnership Interests That Have Underlying Characteristics of Common Stocks - Unaffiliated												
	WIN 7, L.P.	New York	NY	Blackstone		03/30/2007	3	-	3,018	-	263,361	5.900
	Carlyle Partners VI, L.P.	Washington	DC	Carlyle		02/19/2013	3	-	3,876	-	63,938	0.100
	EnCap Energy Capital IX	Houston	TX	EnCap		01/04/2013		-	5,801	-	63,090	0.100
	Blue Sea Capital Fund I LP	Palm Beach	FL	Blue Sea Capital		10/18/2013	3	-	22,867	-	1,167,584	1.500
	Welsh, Carson, Anderson & Stowe XII, L.P.	New York	NY	Welsh Carson		09/16/2014	3	-	152,075	-	1,903,313	0.200
	American Securities Partners VII, L.P.	New York	NY	American Securities		12/10/2014	3	-	763,952	-	1,099,720	0.100
	BDCM Opportunity Fund IV, L.P.	Greenwich	CT	Black Diamond Capital Management		02/04/2015		-	343,222	-	1,112,061	0.300
	EnCap Energy Capital Fund X, L.P.	Houston	TX	EnCap		02/05/2015		-	237,068	-	2,969,585	0.200
	Blackstone Capital Partners VII L.P.	New York	NY	Blackstone		04/07/2015	3	-	502,373	-	2,178,678	0.100
	Cortec Group Fund VI, L.P.	New York	NY	Cortec		04/27/2015	3	-	41,949	-	2,456,340	0.700
	Charles River Partnership XVI, L.P.	Cambridge	MA	Charles River		06/17/2014	1	-	144,500	-	391,000	0.700
	Foundation Capital VIII, L.P.	San Francisco	CA	Foundation Capital		05/06/2015	1	-	107,692	-	1,020,769	1.400
	Polish Enterprise Fund VIII, L.P.	Warsaw	POL	Enterprise Investors		09/08/2017	3	-	51,762	-	2,725,406	0.600
	Trivest Fund VI, L.P.	Coral Gables	FL	Trivest		09/19/2017	3	66,192	12,185	-	1,721,623	0.700
	Landmark Equity Partners XVI, L.P.	Simsbury	CT	Landmark		09/22/2017	3	-	366,279	-	4,731,670	0.100
	Francisco Partners V, L.P.	San Francisco	CA	Francisco Partners Management		09/29/2017	3	-	50,000	-	2,810,000	0.200
	Affinity Asia Pacific Fund V L.P.	Hong Kong	CHN	Affinity Asia Pacific		01/15/2018	3	-	359,825	-	3,411,417	0.100
	Clearlake Capital Partners V, L.P.	Los Angeles	CA	Clearlake Capital		10/13/2017		-	299,520	-	1,954,940	0.100
	Carlyle Partners VII, L.P.	Washington	DC	Carlyle		10/26/2017	3	-	519,309	-	4,316,032	0.100
	Olympus Growth Fund VII, L.P.	Stamford	CT	Olympus		11/20/2017	3	3,013	895,986	-	6,101,001	0.200
	Gryphon Partners V, L.P.	San Francisco	CA	Gryphon		12/20/2017	3	-	543,847	-	1,871,343	0.400
	Patria - Private Equity Fund VI, L.P.	Sao Paulo	BRA	Patria		12/18/2017	3	-	1,964	-	3,992,179	0.200
	Accomplice Fund II, L.P.	Cambridge	MA	Atlas Ventures		01/10/2018	1	-	240,435	-	1,257,141	1.200
	Battery Ventures XII Side Fund, L.P.	Boston	MA	Battery		04/01/2018	1	-	246,540	-	802,060	0.300
	Battery Ventures XII, L.P.	Boston	MA	Battery		02/01/2018	1	-	332,280	-	1,680,120	0.300
	American Securities Partners VIII, L.P.	New York	NY	American Securities		02/23/2018	3	1,694	4,998,306	-	4,998,306	0.100
	Primavera Capital Fund III L.P.	Hong Kong	CHN	Primavera		02/14/2018	3	-	(568,371)	-	1,966,558	0.200
	Hg Saturn L.P.	London	GBR	Hg		03/07/2018	3	-	979,039	-	2,379,904	0.200
	Lightspeed Venture Partners XII, L.P.	Menlo Park	CA	Lightspeed		03/28/2018	1	-	72,000	-	594,000	0.100
	Lightspeed Venture Partners Select III, L.P.	Menlo Park	CA	Lightspeed		03/28/2018	1	-	264,000	-	440,000	0.100
	Inflexion Partnership Capital Fund II Limited Partnership	London	GBR	Inflexion		04/09/2018	3	-	47,611	-	2,552,173	0.200
	Index Ventures Growth IV	London	GBR	Index Ventures		07/02/2018	1	-	88,135	-	2,588,091	0.400
	Index Ventures IX	London	GBR	Index Ventures		07/02/2018	1	-	82,889	-	890,631	0.200
	Meritech Capital Partners VI L.P.	Palo Alto	CA	Meritech		05/07/2018	1	-	195,000	-	1,820,000	0.400
	K4 Private Investors, L.P.	Los Angeles	CA	K1 Capital		06/15/2018	3	-	1,550,055	-	3,912,794	0.300
	Scale Venture Partners VI, L.P.	Foster City	CA	Scale Ventures		06/27/2018	1	-	111,746	-	2,228,837	0.700
	Tailwater Energy Fund III LP	Dallas	TX	Tailwater		07/20/2018		-	369,833	-	4,062,820	1.100
	WCAS XIII, L.P.	New York	NY	Welsh Carson		07/25/2018	3	29,341	-	-	3,970,659	0.100
	One Equity Partners VII, L.P.	New York	NY	One Equity Partners		08/07/2018	3	-	1,182,666	-	5,115,320	0.800
	Foundation Capital IX, L.P.	San Francisco	CA	Foundation Capital		08/10/2018	1	210,774	79,637	-	2,709,589	0.800
	Westlake BioPartners I, L.P.	Westlake Village	CA	Westlake		08/30/2018	1	-	315,000	-	2,299,500	1.000
	Bessemer Venture Partners X Institutional L.P.	Larchmont	NY	Bessemer		10/15/2018	1	-	54,027	-	375,723	0.100
	Fifth Wall Ventures II, L.P.	Los Angeles	CA	Fifth Wall Ventures		10/15/2018	1	26,558	-	-	1,223,442	0.300
	Fortress Credit Opportunities Fund V (A) LP	New York	NY	Fortress		12/11/2018		124,319	-	-	2,375,681	0.100
	Trilantic Energy Partners II (North America) L.P.	Austin	TX	Trilantic		12/14/2018		670,716	-	-	1,829,284	0.500
	Kleiner Perkins Caufield & Byers XVIII, LLC	New York	NY	Kleiner Perkins Caufield & Byers		01/28/2019	1	50,000	65,000	-	385,000	0.100
	CVC Capital Partners Asia V L.P.	Hong Kong	CHN	CVC		01/17/2019	3	-	-	-	2,000,000	0.100
	Spark Capital VI, L.P.	Boston	MA	Spark		02/12/2019	1	-	-	-	1,000,000	0.300
	Spark Capital Growth Fund III, L.P.	Boston	MA	Spark		02/12/2019	1	-	-	-	2,000,000	0.300
	Nautic Partners IX, L.P.	Providence	RI	Nautic		02/28/2019	3	-	-	-	1,400,000	0.100
	Blue Sea Capital Fund II LP	Palm Beach	FL	Blue Sea Capital		02/04/2019	3	-	-	-	1,000,000	0.100
	Genstar Capital Partners IX, L.P.	San Francisco	CA	Genstar		02/19/2019	3	-	-	-	1,750,000	0.100
	Accel Growth V, L.P.	Palo Alto	CA	Accel		03/01/2019	1	139,500	-	-	790,500	0.100

QE03

Statement for March 31, 2019 of the **Metropolitan Property and Casualty Insurance Company**
SCHEDULE BA - PART 2

Showing Other Long-Term Invested Assets ACQUIRED AND ADDITIONS MADE During the Current Quarter

1 CUSIP Identification	2 Name or Description	3 Location		5 Name of Vendor or General Partner	6 NAIC Designation and Administrative Symbol/Market Indicator	7 Date Originally Acquired	8 Type and Strategy	9 Actual Cost at Time of Acquisition	10 Additional Investment Made after Acquisition	11 Amount of Encumbrances	12 Commitment for Additional Investment	13 Percentage of Ownership	
		City	State										
	Accel Leaders Fund II, L.P.	Palo Alto	CA	Accel		03/01/2019	1	-	-	-	310,000	0.100	
	Accel XIV, L.P.	Palo Alto	CA	Accel		03/01/2019	1	24,750	-	-	305,250	0.100	
	Seventh Cinven Fund (No.1) L.P.	London	GBR	Cinven		02/27/2019	3	-	-	-	1,964,988	0.100	
	Amherst Single Family Residential Partners VI, LP	Austin	TX	Amherst		03/15/2019		-	-	-	5,000,000	0.600	
	Investindustrial VII L.P.	London	GBR	Investindustria		03/25/2019	3	-	-	-	1,908,845	0.100	
	Defy Partners II, L.P.	Palo Alto	CA	Defy		03/28/2019	1	-	-	-	850,000	0.300	
	American Industrial Partners Capital Fund VII, L.P.	New York	NY	AIP		03/26/2019	3	-	-	-	1,675,000	0.100	
1599999	Total - Joint Venture or Partnership Interests That Have Underlying Characteristics of Common Stocks - Unaffiliated							1,346,857		11,136,592	0	122,737,266	XXX
Joint Venture or Partnership Interests That Have Underlying Characteristics of Real Estate - Affiliated													
	p001437 MetLife Core Property Fund, LP - MPC	Whippany	NJ	MetLife Core Property Fund GP LLC		04/02/2018		-	503,830	-	-	1,800	
1899999	Total - Joint Venture or Partnership Interests That Have Underlying Characteristics of Real Estate - Affiliated							0	503,830	0	0	XXX	
4499999	Subtotal - Unaffiliated							1,346,857	11,136,592	0	122,737,266	XXX	
4599999	Subtotal - Affiliated							0	503,830	0	0	XXX	
4699999	Totals							1,346,857	11,640,422	0	122,737,266	XXX	

QE03.1

SCHEDULE BA - PART 3

Showing Other Long-Term Invested Assets DISPOSED, Transferred or Repaid During the Current Quarter

1 CUSIP Identification	2 Name or Description	3 Location		5 Name of Purchaser or Nature of Disposal	6 Date Originally Acquired	7 Disposal Date	8 Book/Adjusted Carrying Value Less Encumbrances, Prior Year	9-14 Changes in Book/Adjusted Carrying Value						15 Book/Adjusted Carrying Value Less Encumbrances on Disposal	16 Consideration	17 Foreign Exchange Gain (Loss) on Disposal	18 Realized Gain (Loss) on Disposal	19 Total Gain (Loss) on Disposal	20 Investment Income
		City	State					9 Unrealized Valuation Increase (Decrease)	10 Current Year's (Depreciation) or (Amortization) / Accretion	11 Current Year's Other-Than-Temporary Impairment Recognized	12 Capitalized Deferred Interest and Other	13 Total Change in B./A.C.V. (9+10-11+12)	14 Total Foreign Exchange Change in B./A.C.V.						
	Blackstone Strategic Alliance Fund II L.P.	New York	NY	Normal Distributions/and or adjustments..	11/23/2010	03/31/2019	28,316	-	-	-	-	0	28,316	28,316	-	-	0	-	
	Cortec Group Fund VI, L.P.	New York	NY	Normal Distributions/and or adjustments..	04/27/2015	03/31/2019	26,539	-	-	-	-	0	26,539	26,539	-	-	0	-	
	Senator Global Opportunity Fund LP	New York	NY	Normal Distributions/and or adjustments..	03/02/2015	03/31/2019	1,868,130	-	-	-	-	0	1,868,130	1,868,130	-	-	0	-	
	Pershing Square, LP	New York	NY	Liquidated	05/31/2011	03/13/2019	207,108	3,446,502	-	-	-	3,446,502	3,653,610	3,653,610	-	-	0	(3,446,503)	
	Lansdowne Developed Markets Fund LP	London	GBR	Liquidated	06/01/2008	01/30/2019	18,276,808	1,723,191	-	-	-	1,723,191	19,999,999	19,999,999	-	-	0	(2,340,932)	
	Tourbillon Global Equities, LLC	New York	NY	Liquidated	01/06/2016	02/26/2019	487,196	2,280,643	-	-	-	2,280,643	2,767,839	2,767,839	-	-	0	(2,257,924)	
	Landmark Equity Partners XVI, L.P.	Simsbury	CT	Normal Distributions/and or adjustments..	09/22/2017	03/31/2019	125,143	-	-	-	-	125,143	125,143	125,143	-	-	0	-	
	Dyal Capital Partners IV, L.P.	New York	NY	Normal Distributions/and or adjustments..	04/06/2018	03/31/2019	150,037	-	-	-	-	150,037	150,037	150,037	-	-	0	-	
	Primavera Capital Fund III L.P.	Hong Kong	CHN	Normal Distributions/and or adjustments..	02/14/2018	03/31/2019	(442,738)	-	-	-	-	(442,738)	(442,738)	-	-	0	-		
1599999	Total - Joint Venture or Partnership Interests That Have Underlying Characteristics of Common Stocks - Unaffiliated						20,726,539	7,450,336	0	0	0	7,450,336	28,176,875	28,176,875	0	0	0	(8,045,359)	
4499999	Subtotal - Unaffiliated						20,726,539	7,450,336	0	0	0	7,450,336	28,176,875	28,176,875	0	0	0	(8,045,359)	
4699999	Totals						20,726,539	7,450,336	0	0	0	7,450,336	28,176,875	28,176,875	0	0	0	(8,045,359)	

Statement for March 31, 2019 of the **Metropolitan Property and Casualty Insurance Company**
SCHEDULE D - PART 3

Showing all Long-Term Bonds and Stocks ACQUIRED During Current Quarter

1	2	3	4	5	6	7	8	9	10
CUSIP Identification	Description	Foreign	Date Acquired	Name of Vendor	Number of Shares of Stock	Actual Cost	Par Value	Paid for Accrued Interest and Dividends	NAIC Designation and Administrative Symbol/Market Indicator (a)
Bonds - U.S. Government									
912828 4J 6	UNITED STATES TREASURY 2.375% 04/30/20		03/26/2019	Various		29,963,146	30,000,000	260,791	1
912828 J5 0	UNITED STATES TREASURY 1.375% 02/29/20		02/08/2019	Various		64,147,982	65,000,000	357,424	1
912828 J8 4	UNITED STATES TREASURY 1.375% 03/31/20		02/14/2019	JP MORGAN SECURITIES LTD LDN		24,681,691	25,000,000	130,323	1
912828 VA 5	UNITED STATES TREASURY 1.125% 04/30/20		03/21/2019	Various		39,382,893	40,000,000	168,439	1
912828 X2 1	UNITED STATES TREASURY 1.500% 04/15/20		02/27/2019	BANK OF MONTREAL		14,828,936	15,000,000	84,066	1
0599999	Total - Bonds - U.S. Government					173,004,648	175,000,000	1,001,043	XXX
Bonds - U.S. Special Revenue and Special Assessment									
000000 00 0	SUMMARY ADJUSTMENT		03/31/2019	Various		526,888	526,888		2Z
01F040 61 0	FEDERAL NATIONAL MORTGAGE ASSO 4.000%		01/09/2019	JP MORGAN SECURITIES LTD LDN		203,902,961	200,000,000	288,889	1
01F040 62 8	FEDERAL NATIONAL MORTGAGE ASSO 4.000%		01/10/2019	JP MORGAN SECURITIES LTD LDN		203,944,430	200,000,000	266,667	1
01F040 63 6	FEDERAL NATIONAL MORTGAGE ASSO 4.000%		02/04/2019	JP MORGAN SECURITIES LTD LDN		203,658,832	200,000,000	266,667	1
01F040 64 4	FEDERAL NATIONAL MORTGAGE ASSO 4.000%		03/05/2019	JP MORGAN SECURITIES LTD LDN		203,593,750	200,000,000	200,000	1
01F040 65 1	FEDERAL NATIONAL MORTGAGE ASSO 4.000%		03/08/2019	JP MORGAN SECURITIES LTD LDN		204,250,000	200,000,000	266,667	1
3140QA AJ 9	FEDERAL NATIONAL MORTGAGE ASSO 4.000%		02/12/2019	BARCLAYS CAPITAL INC		5,499,592	5,384,333	7,179	1
3199999	Total - Bonds - U.S. Special Revenue and Special Assessments					1,025,376,452	1,005,911,221	1,296,069	XXX
Bonds - Industrial and Miscellaneous									
00122# AB 5	AEW CORE PROPERTY FUND 4.270% 03/06/31		03/06/2019	DIRECT		5,400,000	5,400,000		1Z
00122@ AA 9	AES SOUTHLAND ENERGY LLC 4.500% 02/29/		02/28/2019	CITIBANK N.A.		1,500,000	1,500,000		2FE
03959K AA 8	EXTERRAN PTNRS LP / EXLP FIN C 6.875%		03/07/2019	JP MORGAN SECURITIES LTD LDN		280,000	280,000		4FE
05330K A@ 4	AUTOPISTAS METROPOLITANAS DE P 7.500%	C	02/27/2019	CREDIT AGRICOLE - LONDON		6,000,000	6,000,000		2FE
05707# AA 9	BAIRD FINANCIAL CORP 4.580% 03/29/29		03/29/2019	BANK OF AMERICA N.A.		1,600,000	1,600,000		2Z
126307 AZ 0	CSC HLDGS LLC 6.500% 02/01/29		01/25/2019	Various		4,521,250	4,500,000		3FE
228187 AB 6	CROWN AMERICAS LLC/CROWN AMERI 4.750%		01/18/2019	Tax Free Exchange		600,000	600,000	13,221	3FE
24618# AN 0	DELAWARE NORTH COMPANIES INC 4.840% 03		03/18/2019	JP MORGAN SECURITIES LTD LDN		1,000,000	1,000,000		2Z
268648 AN 2	EMC CORP/ MASSACHUSETTS 3.375% 06/01/2		01/09/2019	Various		4,461,041	5,000,000	17,922	3FE
29278N AN 3	ENERGY TRANSFER PARTNERS 5.500% 06/01/		03/25/2019	Tax Free Exchange		634,000	634,000	11,042	2FE
404119 BW 8	HCA-THE HEALTHCARE CO 5.875% 02/01/29		01/17/2019	UBS SECURITIES LLC		7,500,000	7,500,000		3FE
50184N AQ 5	LCM LTD PARTNERSHIP LCM_15A 6.461% 07/	D	01/14/2019	BANK OF AMERICA N.A.		1,488,750	1,500,000	22,106	2FE
52111P AE 1	LCM LTD PARTNERSHIP LCM_23A 6.711% 10/		01/08/2019	CANTOR FITZGERALD & CO.		1,998,000	2,000,000	28,529	2FE
55303X AG 0	MGM GROWTH PROPERTIES OPERATIN 5.750%		01/22/2019	JP MORGAN SECURITIES LTD LDN		4,650,000	4,650,000		3FE
59833C AA 0	MIDWEST CONNECTOR CAPITAL COMP 3.900%		03/07/2019	MITSUBISHI UFJ SECURITIES USA		4,989,900	5,000,000		2FE
600814 AN 7	MILLICOM INTL CELLULAR S.A. 5.125% 01/	D	01/29/2019	JEFFERIES & COMPANY INC		1,417,500	1,500,000	3,203	3FE
67590A BH 4	OCTAGON INVESTMENT PARTNERS XI 6.787%	D	01/16/2019	RBC DOMINION SECURITIES INC		1,000,000	1,000,000	566	2FE
67590Q BG 1	OCTAGON INVESTMENT PARTNERS XX 6.643%	D	01/25/2019	NOMURA SECURITIES INTERNATIONA		2,750,000	2,750,000		2FE
67590U AQ 1	OCTAGON INVESTMENT PARTNERS XX 9.693%	D	01/25/2019	NOMURA SECURITIES INTERNATIONA		4,432,500	4,500,000		3FE
70432* AA 9	PAYCHEX INC 4.070% 03/13/26		03/13/2019	JP MORGAN SECURITIES LTD LDN		2,000,000	2,000,000		1Z
70432* AB 7	PAYCHEX INC 4.250% 03/13/29		03/13/2019	JP MORGAN SECURITIES LTD LDN		4,300,000	4,300,000		1Z
80007R AB 1	SANDS CHINA LTD 4.600% 08/08/23	D	01/28/2019	Tax Free Exchange		999,797	1,000,000	21,594	2FE
83611K AE 2	SOUND POINT CLO LTD SNDPT_19-1 5.661%		01/28/2019	BANK OF AMERICA N.A.		5,000,000	5,000,000		1FE
893647 BE 6	TRANSDIGM INC 6.250% 03/15/26		02/04/2019	DEUTSCHE BANK SECURITIES INC		1,008,750	1,000,000		4FE
G6363# AG 2	NAC AVIATION 29 DAC 5.580% 03/14/24	D	03/14/2019	GOLDMAN SACHS & COMPANY		12,000,000	12,000,000		2FE
P4001# AA 8	EOLICA MESA LA PAZ S DE RL DE 5.980% 1		02/28/2019	JP MORGAN SECURITIES LTD LDN		1,400,000	1,400,000		2FE
Q3917# AA 2	FLINDERS PORT HOLDINGS PTY LTD 4.170%	D	02/13/2019	STONECASTLE SECURITIES LLC		1,018,220	1,000,000	18,302	2FE
Q3917# AB 0	FLINDERS PORT HOLDINGS PTY LTD 4.270%	D	02/26/2019	STONECASTLE SECURITIES LLC		3,065,700	3,000,000	56,222	2FE
3899999	Total - Bonds - Industrial and Miscellaneous					87,015,408	87,614,000	192,707	XXX
Bonds - Bank Loans									
000000 00 0	BOJANGLES INC 01/07/26		02/08/2019	DIRECT		1,960,000	2,000,000		4FE
000000 00 0	ENERGIZER SPINCO INC 12/17/25		01/11/2019	DIRECT		895,500	900,000		3FE
000000 00 0	SPRINT COMMUNICATIONS INC 02/02		02/28/2019	DIRECT		500,000	500,000		3FE
000000 00 0	VIRTU FINANCIAL OPERATING LLC 0		03/22/2019	DIRECT		2,985,000	3,000,000		3FE
000000 00 0	WG PARTNERS 11/15/23	D	02/12/2019	DIRECT		483,977	489,483		4FE
05400K AE 0	AVOLON TLB BORROWER 1 LUXEMBOU		03/29/2019	DIRECT		859,039	860,114		2FE
26483N AN 0	DUN & BRADSTREET CORPORATION T		02/21/2019	DIRECT		980,000	1,000,000		4FE
294600 A* 2	EQUITRANS MIDSTREAM CORP 01/31/		03/01/2019	DIRECT		1,971,250	2,000,000		3FE
36760B A* 0	GATEWAY CASINOS AND ENTERTAINM TL +L300	A	02/15/2019	DIRECT		993,753	997,494		3FE
46123U AG 3	INVENERGY THERMAL OPERATING I 2018 Term		01/17/2019	DIRECT		26,932	27,034		3FE

QE04

Statement for March 31, 2019 of the **Metropolitan Property and Casualty Insurance Company**
SCHEDULE D - PART 3

Showing all Long-Term Bonds and Stocks ACQUIRED During Current Quarter

1	2	3	4	5	6	7	8	9	10
CUSIP Identification	Description	Foreign	Date Acquired	Name of Vendor	Number of Shares of Stock	Actual Cost	Par Value	Paid for Accrued Interest and Dividends	NAIC Designation and Administrative Symbol/Market Indicator (a)
57163K AG 3	MARRIOTT OWNERSHIP RESORTS INC.....		01/23/2019.....	DIRECT.....		992,500	1,000,000		3FE.....
58515U AP 4	MEG ENERGY CORP TL L+350 12/31/.....	A.....	02/07/2019.....	DIRECT.....		979,704	986,486		3FE.....
67112J AC 6	OCI BEAUMONT LLC TL +L425 02/14.....		01/14/2019.....	DIRECT.....		982,500	1,000,000		4FE.....
85236H AB 5	STADCO LA LLC 06/29/23.....		03/29/2019.....	Various.....		3,038,054	3,038,054		2Z.....
8299999	Total - Bonds - Bank Loans.....					17,648,209	17,798,665	0	.XXX.....
8399997	Total - Bonds - Part 3.....					1,303,044,717	1,286,323,886	2,489,819	.XXX.....
8399999	Total - Bonds.....					1,303,044,717	1,286,323,886	2,489,819	.XXX.....
Common Stocks - Industrial and Miscellaneous									
22266L 10 6	COUPA SOFTWARE INC.....		01/28/2019.....	PARTNERSHIP DISTRIBUTION.....	25,000	1,998	XXX		L.....
682680 10 3	ONEOK INC.....		02/19/2019.....	Various.....	8,854,000	568,519	XXX		L.....
969457 10 0	WILLIAMS COS INC.....		03/28/2019.....	BARCLAYS CAPITAL INC.....	7,831,000	222,533	XXX		L.....
9099999	Total - Common Stocks - Industrial and Miscellaneous.....					793,050	XXX	0	.XXX.....
9799997	Total - Common Stocks - Part 3.....					793,050	XXX	0	.XXX.....
9799999	Total - Common Stocks.....					793,050	XXX	0	.XXX.....
9899999	Total - Preferred and Common Stocks.....					793,050	XXX	0	.XXX.....
9999999	Total - Bonds, Preferred and Common Stocks.....					1,303,837,767	XXX	2,489,819	.XXX.....

(a) For all common stock bearing NAIC market indicator "U" provide the number of such issues:.....0.

QE04.1

Statement for March 31, 2019 of the **Metropolitan Property and Casualty Insurance Company**
SCHEDULE D - PART 4

Showing all Long-Term Bonds and Stocks SOLD, REDEEMED or Otherwise DISPOSED OF During Current Quarter

1	2	3	4	5	6	7	8	9	10	Change in Book/Adjusted Carrying Value					16	17	18	19	20	21	22	
										11	12	13	14	15								
CUSIP Identification	Description	For ei gn	Disposal Date	Name of Purchaser	Number of Shares of Stock	Consideration	Par Value	Actual Cost	Prior Year Book/Adjusted Carrying Value	Unrealized Valuation Increase (Decrease)	Current Year's (Amortization) / Accretion	Current Year's Other-Than- Temporary Impairment Recognized	Total Change in B./A.C.V. (11+12-13)	Total Foreign Exchange Change in B./A.C.V.	Book/Adjusted Carrying Value at Disposal Date	Foreign Exchange Gain (Loss) on Disposal	Realized Gain (Loss) on Disposal	Total Gain (Loss) on Disposal	Bond Interest / Stock Dividends Received During Year	Stated Contractual Maturity Date	NAIC Designation and Admini- strative Symbol/ Market Indicator (a)	
Bonds - U.S. Government																						
36225B	QJ 0		03/01/2019	Paydown		3,711	3,711	3,646	3,678		33		33		3,711			0	44	10/15/2025	1	
36225B	QL 5		03/01/2019	Paydown		3,197	3,197	3,126	3,162		34		34		3,197			0	35	12/15/2025	1	
36225B	QN 1		03/01/2019	Paydown		6,396	6,396	6,225	6,311		84		84		6,396			0	77	12/15/2025	1	
36225B	QR 2		03/01/2019	Paydown		35	35	35	35				0		35			0		12/15/2030	1	
36225B	QV 3		03/01/2019	Paydown		47	47	47	47				0		47			0	1	12/15/2019	1	
912828	4J 6		03/01/2019	Various		14,966,767	15,000,000	14,971,319		327			327		14,971,646		(4,879)	(4,879)	120,718	04/30/2020	1	
912828	D2 3		03/13/2019	Various		49,932,322	50,000,000	49,746,584	49,930,174	35,321			35,321		49,965,495		(33,173)	(33,173)	272,255	04/30/2019	1	
912828	J5 0		03/14/2019	Various		44,484,676	45,000,000	44,391,301		67,356			67,356		44,458,657		26,019	26,019	312,767	02/29/2020	1	
912828	SH 4		02/14/2019	Various		29,983,924	30,000,000	29,823,107	29,973,901	18,000			18,000		29,991,900		(7,976)	(7,976)	185,739	02/28/2019	1	
912828	SN 1		03/26/2019	Various		44,986,433	45,000,000	44,717,668	44,936,722	56,946			56,946		44,993,668		(7,235)	(7,235)	320,810	03/31/2019	1	
912828	UL 2		03/01/2019	UBS SECURITIES LLC		9,894,511	10,000,000	9,857,442	9,861,913	21,538			21,538		9,883,452		11,059	11,059	80,905	01/31/2020	1	
0599999	Total - Bonds - U.S. Government					194,262,019	195,013,386	193,520,500	134,715,943	0	199,639	0	199,639	0	194,278,204	0	(16,185)	(16,185)	1,293,351	XXX	XXX	
Bonds - U.S. States, Territories and Possessions																						
452151	LF 8		01/04/2019	BANK OF AMERICA N.A.		476,875	500,000	505,475	505,050		(11)		(11)		505,038		(28,163)	(28,163)	2,621	06/01/2033	2FE	
1799999	Total - Bonds - U.S. States, Territories & Possessions					476,875	500,000	505,475	505,050	0	(11)	0	(11)	0	505,038	0	(28,163)	(28,163)	2,621	XXX	XXX	
Bonds - U.S. Political Subdivisions of States																						
49474E	T7 8		01/02/2019	Call	100.0000	4,500,000	4,500,000	4,707,315	4,500,000				0		4,500,000			0	115,313	01/01/2036	1FE	
2499999	Total - Bonds - U.S. Political Subdivisions of States					4,500,000	4,500,000	4,707,315	4,500,000	0	0	0	0	0	4,500,000	0	0	0	0	115,313	XXX	XXX
Bonds - U.S. Special Revenue and Special Assessment																						
01F040	61 0		01/09/2019	JP MORGAN SECURITIES LTD		203,902,961	200,000,000	203,902,961					0		203,902,961			0	288,889	01/01/2049	1	
01F040	62 8		01/10/2019	JP MORGAN SECURITIES LTD		203,944,430	200,000,000	203,944,430					0		203,944,430			0	80,050	02/01/2049	1	
01F040	63 6		02/04/2019	JP MORGAN SECURITIES LTD		203,658,832	200,000,000	203,658,832					0		203,658,832			0	84,398	03/01/2049	1	
01F040	64 4		03/31/2019	JP MORGAN SECURITIES LTD		204,429,688	200,000,000	204,429,688					0		204,429,688			0	200,000	05/13/2019	1	
01F040	65 1		03/31/2019	JP MORGAN SECURITIES LTD		204,148,438	200,000,000	204,148,438					0		204,148,438			0	266,667	04/10/2019	1	
155048	AZ 4		02/01/2019	Redemption	100.0000	2,125,000	2,125,000	2,177,721	2,129,349		(4,349)		(4,349)		2,125,000			0	55,781	02/01/2021	1FE	
30711X	C2 8		03/25/2019	Paydown		80,859	80,859	80,859	80,859				0		80,859			0	484	08/25/2030	1	
31283H	NA 9		03/01/2019	Paydown		13	13	13	13				0		13			0		12/01/2030	1	
31283H	NE 1		03/01/2019	Paydown		2	2	2	2				0		2			0		10/01/2030	1	
3128MJ	4C 1		03/01/2019	Paydown		518,316	518,316	538,752	537,796		(19,480)		(19,480)		518,316			0	4,204	06/01/2048	1	
3132XV	3J 0		03/01/2019	Paydown		126,845	126,845	129,010	128,898		(2,053)		(2,053)		126,845			0	689	01/01/2048	1	
3132XV	EY 5		03/01/2019	Paydown		369,406	369,406	380,084	379,475		(10,070)		(10,070)		369,406			0	2,351	12/01/2047	1	

QE05

Statement for March 31, 2019 of the **Metropolitan Property and Casualty Insurance Company**
SCHEDULE D - PART 4

Showing all Long-Term Bonds and Stocks SOLD, REDEEMED or Otherwise DISPOSED OF During Current Quarter

1	2	3	4	5	6	7	8	9	10	Change in Book/Adjusted Carrying Value					16	17	18	19	20	21	22
										11	12	13	14	15							
CUSIP Identification	Description	F o r e i g n	Disposal Date	Name of Purchaser	Number of Shares of Stock	Consideration	Par Value	Actual Cost	Prior Year Book/Adjusted Carrying Value	Unrealized Valuation Increase (Decrease)	Current Year's (Amortization) / Accretion	Current Year's Other-Than-Temporary Impairment Recognized	Total Change in B./A.C.V. (11+12-13)	Total Foreign Exchange Change in B./A.C.V.	Book/Adjusted Carrying Value at Disposal Date	Foreign Exchange Gain (Loss) on Disposal	Realized Gain (Loss) on Disposal	Total Gain (Loss) on Disposal	Bond Interest / Stock Dividends Received During Year	Stated Contractual Maturity Date	NAIC Designation and Administrative Symbol/Market Indicator (a)
3132XW ZJ 3	FEDERAL HOME LOAN MORTGAGE COR 4.000%		03/01/2019	Paydown.....		99,476	99,476	101,970	101,833		(2,358)		(2,358)		99,476			0	664	02/01/2048	1.....
31402C 5L 2	FEDERAL NATIONAL MORTGAGE ASSO FNMA 6.50		03/01/2019	Paydown.....		966	966	927	938		28		28		966			0	8	12/01/2031	1.....
3140GQ 3F 1	FEDERAL NATIONAL MORTGAGE ASSO 4.000%		03/01/2019	Paydown.....		213,705	213,705	222,303	221,881		(8,177)		(8,177)		213,705			0	1,304	08/01/2047	1.....
3140GS PD 8	FEDERAL NATIONAL MORTGAGE ASSO 4.000%		03/01/2019	Paydown.....		190,156	190,156	195,727	195,447		(5,292)		(5,292)		190,156			0	1,187	09/01/2047	1.....
3140H3 7J 9	FEDERAL NATIONAL MORTGAGE ASSO 4.000%		03/01/2019	Paydown.....		302,247	302,247	309,425	309,119		(6,872)		(6,872)		302,247			0	1,896	04/01/2048	1.....
3140H5 JN 2	FEDERAL NATIONAL MORTGAGE ASSO 3.500%		03/01/2019	Paydown.....		163,677	163,677	168,721	168,414		(4,738)		(4,738)		163,677			0	690	01/01/2048	1.....
3140HK 4Z 8	FEDERAL NATIONAL MORTGAGE ASSO 4.000%		03/01/2019	Paydown.....		22,775	22,775	23,174	23,162		(387)		(387)		22,775			0	150	07/01/2048	1.....
3140J7 UR 4	FEDERAL NATIONAL MORTGAGE ASSO 4.000%		03/01/2019	Paydown.....		115,285	115,285	116,654	116,636		(1,351)		(1,351)		115,285			0	675	12/01/2047	1.....
3140J7 XW 0	FEDERAL NATIONAL MORTGAGE ASSO 4.000%		03/01/2019	Paydown.....		157,772	157,772	162,875	162,530		(4,758)		(4,758)		157,772			0	1,116	01/01/2048	1.....
3140J8 AL 7	FEDERAL NATIONAL MORTGAGE ASSO 3.500%		03/01/2019	Paydown.....		291,438	291,438	292,144	292,085		(647)		(647)		291,438			0	1,701	06/01/2046	1.....
3140Q8 AH 8	FEDERAL NATIONAL MORTGAGE ASSO 3.500%		03/01/2019	Paydown.....		396,740	396,740	408,642	407,978		(11,238)		(11,238)		396,740			0	2,463	12/01/2047	1.....
31418C UB 8	FEDERAL NATIONAL MORTGAGE ASSO 4.000%		03/01/2019	Paydown.....		222,596	222,596	227,952	227,653		(5,057)		(5,057)		222,596			0	1,555	02/01/2048	1.....
31418C XN 9	FEDERAL NATIONAL MORTGAGE ASSO 4.000%		03/01/2019	Paydown.....		194,083	194,083	196,092	196,001		(1,918)		(1,918)		194,083			0	1,377	06/01/2048	1.....
373539 G5 8	GEORGIA ST HSG & FIN AUTH GEORGIA HOUSIN HILLSBOROUGH CNTY FLA HSG FIN		02/28/2019	Call 100.0000.....		1,975,000	1,975,000	1,975,000	1,975,000				0		1,975,000			0	19,750	06/01/2030	1FE.....
43232E BX 6	4.750% 0 KING CNTY WASH SWR REV King		01/01/2019	Redemption 100.0000.....		110,000	110,000	107,726	108,895		1,105		1,105		110,000			0	2,613	07/01/2027	1FE.....
495289 VL 1	County WA - MASSACHUSETTS EDL FING AUTH		01/02/2019	Call 100.0000.....		7,500,000	7,500,000	7,374,750	7,500,000				0		7,500,000			0	187,500	01/01/2039	1FE.....
57563R GR 4	6.000% 01/ MASSACHUSETTS EDL FING AUTH		01/02/2019	Call 100.0000.....		360,000	360,000	360,000	360,000				0		360,000			0	10,800	01/01/2027	1FE.....
57563R JC 4	5.700% 01/ MASSACHUSETTS EDL FING AUTH		01/02/2019	Call 100.0000.....		360,000	360,000	361,350	360,174				0		360,174		(174)	(174)	10,260	01/01/2031	1FE.....
649902 SR 5	5.750% NEW YORK ST DORM AUTH ST PERSO		03/15/2019	Call 100.0000.....		13,250,000	13,250,000	14,258,325	13,278,934		(28,934)		(28,934)		13,250,000			0	380,938	03/15/2036	1FE.....
31999999	Total - Bonds - U.S. Special Revenue and Special Assessments					1,049,230,705	1,029,146,357	1,050,254,546	29,263,072	0	(116,546)	0	(116,546)	0	1,049,230,879	0	(174)	(174)	1,610,159	XXX	XXX
Bonds - Industrial and Miscellaneous																					
000000 00 0	GARDA WORLD SECURITY CORP.....	A	01/31/2019	Various.....									0					0	11,973	05/24/2024	4FE.....
000000 00 0	IVORY MERGER SUB INC TL +L350.....		01/31/2019	Various.....									0					0	(476)	03/07/2025	4FE.....
00115* AA 0	AES ILLUMINA LLC 6.000% 03/26/32		03/29/2019	Redemption 100.0000.....		47,534	47,534	47,534	47,534				0		47,534			0	715	03/26/2032	5.....
02378L AA 1	5.180% AMERICAN AXLE & MANUFACTURING		02/15/2019	Redemption 100.0000.....		146,370	146,370	146,370	146,370				0		146,370			0	3,791	08/15/2023	2FE.....
02406P AY 6	6.250% 0 CITIGROUP GLOBAL MARKETS INC/		02/01/2019			38,450	40,000	40,000	35,900	4,100			4,100		40,000		(1,550)	(1,550)	972	03/15/2026	4FE.....
05990T AU 1	BANC OF AMERICA FUNDING CORPOR 3.750%		03/01/2019	Paydown.....		206,324	206,324	206,324	206,324				0		206,324			0	1,312	02/01/2037	1FM.....
07331Q AA 5	4.000% BAYVIEW OPPORTUNITY MASTER FUN		03/28/2019	Paydown.....		236,184	236,184	239,136	238,541		(2,357)		(2,357)		236,184			0	1,701	06/28/2053	1FM.....
07333A AA 8	3.500% BAYVIEW OPPORTUNITY MASTER FUN		03/28/2019	Paydown.....		391,025	391,025	394,080	393,659		(2,634)		(2,634)		391,025			0	2,080	05/28/2069	1FM.....
08580B AA 4	7.000% 02/15/2 BERRY PETROLEUM COMPANY		02/19/2019	GOLDMAN SACHS & COMPANY..		1,296,750	1,300,000	1,300,000	1,170,000	130,000			130,000		1,300,000		(3,250)	(3,250)	46,713	02/15/2026	4FE.....

QE05.1

Statement for March 31, 2019 of the **Metropolitan Property and Casualty Insurance Company**
SCHEDULE D - PART 4

Showing all Long-Term Bonds and Stocks SOLD, REDEEMED or Otherwise DISPOSED OF During Current Quarter

1	2	3	4	5	6	7	8	9	10	Change in Book/Adjusted Carrying Value					16	17	18	19	20	21	22
										11	12	13	14	15							
CUSIP Identification	Description	F o r e i g n	Disposal Date	Name of Purchaser	Number of Shares of Stock	Consideration	Par Value	Actual Cost	Prior Year Book/Adjusted Carrying Value	Unrealized Valuation Increase (Decrease)	Current Year's (Amortization) / Accretion	Current Year's Other-Than-Temporary Impairment Recognized	Total Change in B./A.C.V. (11+12-13)	Total Foreign Exchange Change in B./A.C.V.	Book/Adjusted Carrying Value at Disposal Date	Foreign Exchange Gain (Loss) on Disposal	Realized Gain (Loss) on Disposal	Total Gain (Loss) on Disposal	Bond Interest / Stock Dividends Received During Year	Stated Contractual Maturity Date	NAIC Designation and Administrative Symbol/Market Indicator (a)
12433P AJ 5	BX TRUST BX_17-APPL 3.884% 07/15/34		03/15/2019	Paydown.....		89,473	89,473	89,557	89,613		(140)		(140)		89,473			0	588	07/15/2034	1FM.....
126694 3B 2	CWHL_06-8 CWHL 2006-8 1A1 6.000% 05/01		03/01/2019	Paydown.....		19,636	20,022	18,262	17,868		1,768		1,768		19,636			0	199	05/01/2036	4FM.....
12702* AA 4	CVS PASSTHROUGH TRUST 3.901% 10/10/39		03/10/2019	Redemption 100.0000.....		47,478	47,478	47,478	47,478				0		47,478			0	309	10/10/2039	2.....
15033E AA 6	CEDAR FUNDING LTD CEDF_18-9A 3.741% 04	D	01/31/2019	BANK OF AMERICA N.A.....									0					0	844	04/20/2031	1FE.....
167885 A* 3	CHICAGO PARKING METERS LLC 4.520% 07/1		01/30/2019	Call 107.0855.....		642,513	600,000	600,000	600,000				0		600,000			0	44,773	07/15/2024	2AM.....
228187 AA 8	CROWN AMERICAS LLC/CROWN AMERI 4.750%		01/18/2019	Tax Free Exchange.....		600,000	600,000	600,000	565,500	34,500			34,500		600,000			0	13,221	02/01/2026	3FE.....
247367 AX 3	DELTA AIR LINES 2002-1 CLASS G 6.718%		01/02/2019	Redemption 100.0000.....		23,385	23,385	20,871	22,510		876		876		23,385			0	786	01/02/2023	1FE.....
29273V AF 7	ENERGY TRANSFER EQUITY LP 5.500% 06/01		03/25/2019	Tax Free Exchange.....		634,000	634,000	634,000	618,150	15,850			15,850		634,000			0	11,042	06/01/2027	3FE.....
30227C AD 9	ARCHROCK PARTNERS LP 6.000% 10/01/22		03/08/2019	JP MORGAN SECURITIES LTD LDN		281,400	280,000	275,792	263,200	14,505	105		14,610		277,810		3,590	3,590	7,513	10/01/2022	4FE.....
35906A BA 5	FRONTIER COMMUNICATIONS CORP 8.500% 04		02/04/2019	Various.....		31,763	35,000	35,000	30,625	4,375			4,375		35,000		(3,238)	(3,238)	1,029	04/01/2026	4FE.....
36168Q AD 6	GFL ENVIRONMENTAL INC 5.375% 03/01/23	A	02/06/2019	Various.....		2,103,450	2,220,000	2,220,000	1,942,500	277,500			277,500		2,220,000		(116,550)	(116,550)	51,812	03/01/2023	5FE.....
36255C AA 7	GPMT 2018-FL1 LTD GPMT_18-FL1 3.382% 1		02/19/2019	Paydown.....		474,882	474,882	474,882	474,882				0		474,882			0	2,820	12/19/2035	1FE.....
37190D AF 0	GENUINE FINANCIAL HOLDINGS LLC.....		01/31/2019	Various.....									0					0	8,171	07/12/2025	4FE.....
38431E AB 4	GRAFTECH FINANCE INC TL +L350.....		01/31/2019	Various.....									0					0	22,037	02/12/2025	4FE.....
46645G AE 8	JPMMT 3.500%		03/01/2019	Paydown.....		20,442	20,442	20,327	20,331		111		111		20,442			0	93	10/01/2045	1FM.....
47010B AF 1	JAGUAR LAND ROVER AUTOMOTIVE P 4.500%	D	03/26/2019	Various.....		3,577,350	4,500,000	4,500,000	3,352,500	1,147,500			1,147,500		4,500,000		(922,650)	(922,650)	91,008	10/01/2027	3FE.....
50152# AL 1	KWIK TRIP INC 4.080% 05/24/37.....		02/24/2019	Redemption 100.0000.....		61,975	61,975	61,975	61,975				0		61,975			0	632	05/24/2037	2FE.....
52524V AQ 2	LEHMAN XS TRUST LXS_07-15N 3.386% 08/2		03/25/2019	Paydown.....		119,812	132,300	94,390	100,860		18,952		18,952		119,812			0	834	08/26/2047	1FM.....
68163P AA 2	OLYMPUS MERGER SUB INC 8.500% 10/15/2		02/01/2019	CREDIT SUISSE SECURITIES USA L		416,250	500,000	492,895	392,500	101,207	66		101,273		493,773		(77,523)	(77,523)	12,986	10/15/2025	4FE.....
68389F CG 7	OPTION ONE MORTGAGE LOAN TRUST OOMLT 200		03/25/2019	Paydown.....		4,891	4,891	4,881	4,891				0		4,891			0	29	08/25/2032	1FM.....
76119H AA 8	RESIMAC MBS TRUST RESI_18-1A 3.293% 11	C	03/12/2019	Paydown.....		152,321	152,321	152,321	152,321				0		152,321			0	842	11/10/2049	1FE.....
767754 CH 5	CITIGROUP GLOBAL MARKETS INC/ RITE AID CORP 6.125% 04/01/23.....		03/08/2019	Paydown.....		168,000	200,000	200,000	158,000	42,000			42,000		200,000		(32,000)	(32,000)	7,554	04/01/2023	5FE.....
79575@ AL 1	SALTCHUK RESOURCES INC 4.500% 09/02/29		03/02/2019	Redemption 100.0000.....		62,500	62,500	62,500	62,500				0		62,500			0	1,406	09/02/2029	1FE.....
79970Y AE 5	SANCHEZ ENERGY CORP 7.250% 02/15/23		03/05/2019	BANK OF AMERICA N.A.....		1,145,693	1,367,000	1,353,172	1,114,105	241,155	287		241,442		1,355,547		(209,855)	(209,855)	49,240	02/15/2023	4FE.....
80007R AA 3	SANDS CHINA LTD 4.600% 08/08/23.....	D	01/28/2019	Tax Free Exchange.....		999,797	1,000,000	999,780	999,795		3		3		999,797			0	21,594	08/08/2023	2FE.....
80285T AG 9	SANTANDER DRIVE AUTO RECEIVABL 3.320%		01/16/2019	BANK OF MONTREAL.....							(2)		(2)		(2)		2	2		03/15/2024	2AM.....
848609 AA 1	SPIRITS OF ST.LOUIS BASKETBALL 5.300%		03/31/2019	Redemption 100.0000.....		18,130	18,130	18,130	18,130				0		18,130			0	240	03/31/2033	2FE.....
86358E KX 3	STRUCTURED ASSET INVESTMENT LO 3.426%		03/25/2019	Paydown.....		4,788	4,788	4,776	4,777		11		11		4,788			0	25	09/25/2034	1FM.....
88327H AG 8	THARALDSON HOTEL PORTFOLIO TRU 3.593%		01/11/2019	Paydown.....		105,095	105,095	105,029	105,127		(32)		(32)		105,095			0	315	11/11/2034	1FM.....
88327H AJ 2	THARALDSON HOTEL PORTFOLIO TRU 3.843%		03/11/2019	Paydown.....		104,394	104,394	104,329	104,426		(32)		(32)		104,394			0	336	11/11/2022	1FM.....

QE05.2

Statement for March 31, 2019 of the **Metropolitan Property and Casualty Insurance Company**
SCHEDULE D - PART 4

Showing all Long-Term Bonds and Stocks SOLD, REDEEMED or Otherwise DISPOSED OF During Current Quarter

1	2	3	4	5	6	7	8	9	10	Change in Book/Adjusted Carrying Value					16	17	18	19	20	21	22
										11	12	13	14	15							
CUSIP Identification	Description	F o r e i g n	Disposal Date	Name of Purchaser	Number of Shares of Stock	Consideration	Par Value	Actual Cost	Prior Year Book/Adjusted Carrying Value	Unrealized Valuation Increase (Decrease)	Current Year's (Amortization) / Accretion	Other-Than-Temporary Impairment Recognized	Total Change in B./A.C.V. (11+12-13)	Total Foreign Exchange Change in B./A.C.V.	Book/Adjusted Carrying Value at Disposal Date	Foreign Exchange Gain (Loss) on Disposal	Realized Gain (Loss) on Disposal	Total Gain (Loss) on Disposal	Bond Interest / Stock Dividends Received During Year	Stated Contractual Maturity Date	NAIC Designation and Administrative Symbol/Market Indicator (a)
893647	BB 2		02/04/2019	DEUTSCHE BANK SECURITIES INC		946,250	1,000,000	1,022,500	930,000	88,528	(365)		88,163		1,018,163		(71,913)	(71,913)	9,031	06/15/2026	4FE
909287	AA 2		01/02/2019	UAL PASS THROUGH TRUST SERIES UAL Corp C	100.0000	7,555	7,555	6,573	7,143		413		413		7,555			0	251	07/02/2022	2FE
92211M	AC 7		03/15/2019	VANTAGE DATA CENTERS ISSUER LL 4.072%		12,500	12,500	12,500	12,500				0		12,500			0	85	02/16/2043	1FE
97655J	AH 5		03/01/2019	WINWATER MORTGAGE LOAN TRUST W 3.500%		83,271	83,271	82,676	82,676		595		595		83,271			0	578	01/03/2046	1FM
C7052B	AG 9		01/31/2019	GFL ENVIRONMENTAL INC									0					0	(402)	05/30/2025	4Z
G3148L	AA 1		01/18/2019	PROVEN GLORY CAPITAL LTD 4.000% 02/21/		5,314,987	5,990,000	6,004,746	5,290,182	712,736	(80)		712,656		6,002,839		(687,852)	(687,852)	101,164	02/21/2027	5GI
N2820E	AC 2		01/31/2019	EG AMERICA LLC TL +L400									0					0	24,782	02/07/2025	4FE
3899999				Total - Bonds - Industrial and Miscellaneous		20,636,618	22,718,839	22,692,786	19,885,393	2,813,956	17,545	0	2,831,501	0	22,716,892	0	(2,122,789)	(2,122,789)	556,548	XXX	XXX
Bonds - Bank Loans																					
000000	00 0		03/29/2019	ALERIS INTERNATIONAL INC TL +L475.. CALPINE CONSTRUCTION FINANCE C TL +L250	100.0000	2,500	2,500	2,475	2,471	9	21		30		2,500			0	60	02/27/2023	4FE
000000	00 0		03/29/2019	Redemption	100.0000	5,000	5,000	4,994	4,704	313	(17)		296		5,000			0	61	01/15/2025	3FE
000000	00 0		01/31/2019	GARDA WORLD SECURITY CORP									0					0	11,973	05/24/2024	4FE
000000	00 0		02/13/2019	GARDA WORLD SECURITY CORP 05/24		972,669	989,950	994,899	941,690	48,956	(45)		48,911		990,601		(17,931)	(17,931)	31	05/24/2024	4FE
000000	00 0		03/01/2019	HB FULLER CO 10/20/24	100.0000	9,302	9,302	9,320	8,713	621	(32)		589		9,302			0	77	10/20/2024	3FE
000000	00 0		03/29/2019	IRI HOLDINGS INC 12/01/25	100.0000	500	500	495	487	8	5		13		500			0	9	12/01/2025	4FE
000000	00 0		01/31/2019	IVORY MERGER SUB INC TL +L350									0					0	(476)	03/07/2025	4FE
000000	00 0		03/29/2019	MACDONALD DETTWILER&ASSOCIATES TL +L275 MEREDITH CORPORATION 2018 Term Loan B	100.0000	1,250	1,250	1,250	1,148	102			102		1,250			0	33	10/04/2024	4FE
000000	00 0		01/31/2019	Redemption	100.0000	13,889	13,889	13,908	13,444	465	(20)		445		13,889			0	63	01/31/2025	3FE
000000	00 0		03/29/2019	SPRINT COMMUNICATIONS INC 02/02	100.0000	3,750	3,750	3,725	2,416	60	24		84		3,750			0	39	02/02/2024	3FE
000000	00 0		03/29/2019	VISTRA ENERGY CORP TL +L200 12/	100.0000	5,000	5,000	4,995	5,002		(2)		(2)		5,000			0	56	12/31/2025	2FE
000000	00 0		03/29/2019	WEST CORP TL +L350 10/10/24	100.0000	3,750	3,750	3,745	3,396	357	(3)		354		3,750			0	75	10/10/2024	3FE
02208H	AB 4		02/13/2019	ALTRA INDUSTRIAL MOTION CORP 10		950,522	970,149	967,724	921,642	46,435	(102)		46,333		967,975		(17,453)	(17,453)	7,025	10/01/2025	3FE
04016Y	AB 5		03/29/2019	Redemption	100.0000	2,500	2,500	2,513	2,425	91	(16)		75		2,500			0	38	01/23/2025	4FE
05349U	BC 5		03/29/2019	Redemption	100.0000	2,500	2,500	2,506	2,414	93	(7)		86		2,500			0	48	12/15/2024	4FE
05400K	AE 0		03/27/2019	AVOLON TLB BORROWER 1 LUXEMBOU BWAY HOLDING CO TL L+325	100.0000	1,247,227	1,247,227	1,241,481	1,241,741		5,486		5,486		1,247,227			0	13,959	01/15/2025	2FE
05604X	AP 1		03/29/2019	Redemption	100.0000	2,500	2,500	2,500	2,348	152			152		2,500			0	36	04/03/2024	4FE
10620U	AB 8		03/29/2019	BISON MIDSTREAM HOLDINGS LLC TL +L400	100.0000	4,988	4,988	4,941	4,539	409	40		449		4,988			0	83	05/21/2025	4FE
12769L	AB 5		03/29/2019	CAESARS RESORT COLLECTION LLC TL +L275	100.0000	10,076	10,076	10,022	9,622	401	52		453		10,076			0	129	12/22/2024	3FE
16384Y	AF 4		03/29/2019	Redemption	100.0000	16,500	16,500	16,468	16,502		(2)		(2)		16,500			0	172	04/03/2025	2FE
20337E	AN 1		02/28/2019	Redemption	100.0000	360,000	360,000	361,013	338,400	25,568	(3,968)		21,600		360,000			0	2,662	12/29/2022	3FE
24702N	AZ 3		01/31/2019	DELL INTERNATIONAL LLC/EMC COR TL L+200	100.0000	5,013	5,013	5,028	5,041		(29)		(29)		5,013			0	20	09/07/2023	2FE
29373U	AC 5		03/29/2019	Redemption	100.0000	5,000	5,000	4,988	4,657	332	11		343		5,000			0	76	10/10/2025	4FE
294600	A* 2		01/31/	EQUITRANS MIDSTREAM CORP	100.0000	5,000	5,000	4,928			72		72		5,000			0	49	01/31/2024	3FE
31740M	AC 5		03/29/2019	Redemption	100.0000	2,500	2,500	2,494	2,330	164	6		170		2,500			0	38	10/01/2025	4FE
36760B	A* 0		03/29/2019	Redemption	100.0000	2,506	2,506	2,497			9		9		2,506			0	17	03/13/2025	3FE

QE053

Statement for March 31, 2019 of the **Metropolitan Property and Casualty Insurance Company**
SCHEDULE D - PART 4

Showing all Long-Term Bonds and Stocks SOLD, REDEEMED or Otherwise DISPOSED OF During Current Quarter

1	2	3	4	5	6	7	8	9	10	Change in Book/Adjusted Carrying Value					16	17	18	19	20	21	22
										11	12	13	14	15							
CUSIP Identification	Description	Foreign	Disposal Date	Name of Purchaser	Number of Shares of Stock	Consideration	Par Value	Actual Cost	Prior Year Book/Adjusted Carrying Value	Unrealized Valuation Increase (Decrease)	Current Year's (Amortization) / Accretion	Other-Than-Temporary Impairment Recognized	Total Change in B./A.C.V. (11+12-13)	Total Foreign Exchange Change in B./A.C.V.	Book/Adjusted Carrying Value at Disposal Date	Foreign Exchange Gain (Loss) on Disposal	Realized Gain (Loss) on Disposal	Total Gain (Loss) on Disposal	Bond Interest / Stock Dividends Received During Year	Stated Contractual Maturity Date	NAIC Designation and Administrative Symbol/Market Indicator (a)
37190D AF 0	GENUINE FINANCIAL HOLDINGS LLC...		02/14/2019	Various.....		978,797	997,500	992,513	957,600	36,337	(40)		36,297		993,897		(15,100)	(15,100)	8,171	07/12/2025	4FE.....
38431E AB 4	GRAFTECH FINANCE INC TL +L350.....		01/31/2019	Various.....									0				0	0	22,037	02/12/2025	4FE.....
38431E AB 4	0		02/28/2019	Various.....		7,680,352	7,800,000	7,778,063	7,371,000	430,921	(1,741)		429,180		7,800,181		(119,829)	(119,829)	7,993	02/12/2025	4FE.....
44043V AJ 7	HORIZON PHARMA INC.....		03/18/2019	Redemption 100.0000.....		1,390,588	1,390,588	1,399,620	1,329,170	70,370	(8,952)		61,418		1,390,588		0	0	16,610	03/29/2024	3FE.....
45672J AK 6	0		03/29/2019	Redemption 100.0000.....		2,500	2,500	2,506	2,370	146	(15)		131		2,500		0	0	28	03/31/2024	3FE.....
46123U AG 3	INVENERGY THERMAL OPERATING I		03/29/2019	Redemption 100.0000.....		19,862	19,862	19,812	19,209	269	25		294		19,862		0	0	305	08/28/2025	3FE.....
513076 AZ 2	2018 Term		03/29/2019	Redemption 100.0000.....		5,000	5,000	5,003	5,008		(8)		(8)		5,000		0	0	52	03/14/2025	2FE.....
51783Q AP 3	LAS VEGAS SANDS LLC TL +L175		03/29/2019	Redemption 100.0000.....		5,000	5,000	4,988	4,993		7		7		5,000		0	0	52	03/27/2025	2FE.....
54948F AB 4	LUCID ENERGY GROUP II BORROWER		03/29/2019	Redemption 100.0000.....		7,500	7,500	7,500	6,853	669	(23)		646		7,500		0	0	104	02/17/2025	4FE.....
57163K AG 3	MARRIOTT OWNERSHIP RESORTS INC.		03/29/2019	Redemption 100.0000.....		2,500	2,500	2,481			19		19		2,500		0	0	21	08/29/2025	3FE.....
58515U AP 4	MEG ENERGY CORP TL L+350		03/29/2019	Redemption 100.0000.....		13,514	13,514	13,421			93		93		13,514		0	0	113	12/31/2023	3FE.....
59501N AJ 8	05/	A	03/29/2019	Redemption 100.0000.....		1,333,597	1,333,597	1,334,264	1,334,906		(1,309)		(1,309)		1,333,597		0	0	7,721	05/29/2025	2FE.....
63939U AE 7	NAVITAS MIDSTREAM MIDLAND BASI		03/29/2019	Redemption 100.0000.....		7,500	7,500	7,463	7,125	371	4		375		7,500		0	0	133	12/13/2024	4FE.....
64072U AG 7	CSC HLDGS LLC TL +L250 01/25/26		01/15/2019	Redemption 100.0000.....		1,125	1,125	1,128	1,073	56	(5)		51		1,125		0	0	4	01/25/2026	3FE.....
67112J AC 6	OCI BEAUMONT LLC TL +L425		03/29/2019	Redemption 100.0000.....		2,519	2,519	2,475			44		44		2,519		0	0	35	02/14/2025	4FE.....
68371Y AJ 2	OPEN TEXT CORP 05/30/25.....	A	03/29/2019	Redemption 100.0000.....		7,500	7,500	7,509	7,515		(15)		(15)		7,500		0	0	78	05/30/2025	2FE.....
71534R AD 8	PERSPECTA INC 05/30/25.....		03/29/2019	Redemption 100.0000.....		2,500	2,500	2,497	2,419	80	1		81		2,500		0	0	29	05/30/2025	3FE.....
80875A AP 6	Scintific Gms Int TL +L325 08/14.....		03/04/2019	Various.....		1,962,706	1,990,000	1,998,396	1,863,636	138,678	17,933		156,611		2,020,246		(57,540)	(57,540)	24,312	08/14/2024	4FE.....
84130C A* 1	SOUTHCROSS ENERGY PARTNERS LP		03/29/2019	Redemption 100.0000.....		4,898	4,898	4,813	4,368	481	49		530		4,898		0	0	84	08/04/2021	5FE.....
85208E AB 6	L+250		03/29/2019	Redemption 100.0000.....		5,038	5,038	5,057	4,798	272	(33)		239		5,038		0	0	62	02/02/2024	3FE.....
85236H AB 5	STADCO LA LLC 06/29/23.....		03/29/2019	Redemption 100.0000.....		306,215	306,215	306,215	280,123				0		306,215		0	0	1,641	06/29/2023	2Z.....
89334G AV 6	TRANS UNION LLC TL +L200 06/19/		03/29/2019	Redemption 100.0000.....		2,500	2,500	2,494	2,401	96	3		99		2,500		0	0	28	06/19/2025	3FE.....
90932R AE 4	UNITED AIRLINES INC210795 04/01		03/29/2019	Redemption 100.0000.....		7,576	7,576	7,569	7,578		(2)		(2)		7,576		0	0	79	04/01/2024	2FE.....
91809E AD 7	UTZ QUALITY FOODS LLC TL +L350.....		03/29/2019	Redemption 100.0000.....		10,000	10,000	10,063	9,663	432	(95)		337		10,000		0	0	147	11/21/2024	4FE.....
98310C AC 6	WYNDHAM HOTELS & RESORTS INC TL		03/29/2019	Redemption 100.0000.....		7,500	7,500	7,506	7,509		(9)		(9)		7,500		0	0	78	05/30/2025	2FE.....
98975V AG 1	ZODIAC POOL SOLUTIONS LLC TL		03/29/2019	Redemption 100.0000.....		5,000	5,000	5,006	4,783	227	(10)		217		5,000		0	0	58	07/02/2025	3FE.....
C7052B AF 1	GFL ENVIRONMENTAL INC TL +L275.....		03/29/2019	Redemption 100.0000.....		2,494	2,494	2,499	2,326	175	(6)		169		2,494		0	0	34	05/30/2025	4FE.....
C7052B AG 9	GFL ENVIRONMENTAL INC.....		01/31/2019	Various.....									0				0	0	(402)	05/30/2025	4Z.....
C9413P AZ 6	VALEANT PHARMACEUTICALS INTERN		03/22/2019	Redemption 100.0000.....		75,000	75,000	74,953	71,625	3,370	5		3,375		75,000		0	0	1,001	06/02/2025	3FE.....
G2905# AA 9	2018 Term	D	02/22/2019	DIRECT.....		962,725	992,500	990,019	951,559	41,423	(113)		41,310		992,869		(30,144)	(30,144)	(13,891)	02/07/2025	4FE.....
L6232U AF 4	EG FINCO LTD TL+ L400 02/07/25.....	D	03/29/2019	Redemption 100.0000.....		103,426	103,426	103,297	94,155	9,464	(193)		9,271		103,426		0	0	1,196	09/24/2024	3FE.....
L6232U AH 0	MALLINCKRODT INTERNATIONAL FIN		03/29/2019	Redemption 100.0000.....		943,760	943,760	941,400	865,900	77,499	362		77,861		943,760		0	0	15,985	02/24/2025	3FE.....
N2820E AC 2	TL +L300	D	01/31/2019	Various.....									0				0	0	24,782	02/07/2025	4FE.....
N2820E AC 2	EG AMERICA LLC TL +L400.....		02/07/2019	Various.....		2,873,404	2,977,504	2,962,617	2,854,682	116,451	(192)		116,259		2,970,941		(97,537)	(97,537)		02/07/2025	4FE.....
8299999	Total - Bonds - Bank Loans.....					22,367,038	22,703,466	22,672,056	21,609,479	1,052,323	7,267		1,059,590		22,722,573		(355,534)	(355,534)	155,033	XXX	XXX
8399997	Total - Bonds - Part 4.....					1,291,473,255	1,274,582,048	1,294,352,678	210,478,937	3,866,279	107,894		3,974,173		1,293,953,586		(2,522,845)	(2,522,845)	3,733,025	XXX	XXX
8399999	Total - Bonds.....					1,291,473,255	1,274,582,048	1,294,352,678	210,478,937	3,866,279	107,894		3,974,173		1,293,953,586		(2,522,845)	(2,522,845)	3,733,025	XXX	XXX
Common Stocks - Industrial and Miscellaneous																					
000000 00 0	Summary Adjustment.....		03/31/2019	VARIOUS.....		4	XXX	4					0		4		0	0		XXX	L.....
22266L 10 6	COUPA SOFTWARE INC.....		02/01/2019	MERRILL LYNCH PIERCE FENNER &		25,000	2,226	1,998					0		1,998		228	228		XXX	L.....

QE054

Statement for March 31, 2019 of the **Metropolitan Property and Casualty Insurance Company**
SCHEDULE D - PART 4

Showing all Long-Term Bonds and Stocks SOLD, REDEEMED or Otherwise DISPOSED OF During Current Quarter

1	2	3	4	5	6	7	8	9	10	Change in Book/Adjusted Carrying Value					16	17	18	19	20	21	22
										11	12	13	14	15							
CUSIP Identification	Description	For rei gn	Disposal Date	Name of Purchaser	Number of Shares of Stock	Consideration	Par Value	Actual Cost	Prior Year Book/Adjusted Carrying Value	Unrealized Valuation Increase (Decrease)	Current Year's (Amortization) / Accretion	Current Year's Other-Than- Temporary Impairment Recognized	Total Change in B./A.C.V. (11+12-13)	Total Foreign Exchange Change in B./A.C.V.	Book/Adjusted Carrying Value at Disposal Date	Foreign Exchange Gain (Loss) on Disposal	Realized Gain (Loss) on Disposal	Total Gain (Loss) on Disposal	Bond Interest / Stock Dividends Received During Year	Stated Contractual Maturity Date	NAIC Designation and Admini- strative Symbol/ Market Indicator (a)
31338# 11 2	FEDERAL HOME LOAN BANK OF BOST...		01/16/2019	ISSUING COMPANY..... CITIGROUP GLOBAL MARKETS	4,552.000	455,200	XXX	455,200	455,200				0		455,200		0	0		XXX	A.....
67058H 10 2	NUSTAR ENERGY LP.....		01/30/2019	INC/	21,177.000	537,608	XXX	510,374	443,235	67,140			67,140		510,374		27,234	27,234		XXX	L.....
874696 10 7	TALLGRASS ENERGY GP LP.....		03/26/2019	BARCLAYS CAPITAL INC.....	8,839.000	222,606	XXX	191,374	215,141	(23,767)			(23,767)		191,374		31,231	31,231	4,596	XXX	L.....
9099999.	Total - Common Stocks - Industrial and Miscellaneous.....					1,217,644	XXX	1,158,950	1,113,576	43,373		0	43,373	0	1,158,950	0	58,693	58,693	4,596	XXX	XXX
9799997.	Total - Common Stocks - Part 4.....					1,217,644	XXX	1,158,950	1,113,576	43,373		0	43,373	0	1,158,950	0	58,693	58,693	4,596	XXX	XXX
9799999.	Total - Common Stocks.....					1,217,644	XXX	1,158,950	1,113,576	43,373		0	43,373	0	1,158,950	0	58,693	58,693	4,596	XXX	XXX
9899999.	Total - Preferred and Common Stocks.....					1,217,644	XXX	1,158,950	1,113,576	43,373		0	43,373	0	1,158,950	0	58,693	58,693	4,596	XXX	XXX
9999999.	Total - Bonds, Preferred and Common Stocks.....					1,292,690,899	XXX	1,295,511,628	211,592,513	3,909,652	107,894	0	4,017,546	0	1,295,112,536	0	(2,464,152)	(2,464,152)	3,737,621	XXX	XXX

(a) For all common stock bearing the NAIC market indicator "U" provide: the number of such issues:0.

QE05.5

Statement for March 31, 2019 of the **Metropolitan Property and Casualty Insurance Company**
SCHEDULE DB - PART A - SECTION 1

Showing all Options, Caps, Floors, Collars, Swaps and Forwards Open as of Current Statement Date

1	2	3	4	5	6	7	8	9	10	11	12	13	14	15	16	17	18	19	20	21	22	23		
Description	Description of Item(s) Hedged, Used for Income Generation or Replicated	Schedule / Exhibit Identifier	Type(s) of Risk(s) (a)	Exchange, Counterparty or Central Clearinghouse	Trade Date	Date of Maturity or Expiration	Number of Contracts	Notional Amount	Strike Price, Rate of Index Received (Paid)	Prior Year(s) Initial Cost of Undiscounted Premium (Received) Paid	Current Year Initial Cost of Undiscounted Premium (Received) Paid	Current Year Income	Book/Adjusted Carrying Value	Code	Fair Value	Unrealized Valuation Increase (Decrease)	Total Foreign Exchange Change in B./A.C.V.	Current Year's (Amortization) / Accretion	Adjustment to Carrying Value of Hedged Items	Potential Exposure	Credit Quality of Reference Entity	Hedge Effectiveness at Inception and at Year-end (b)		
Swaps - Hedging Effective - Foreign Exchange																								
Currency swap - Rec fixed USD [Pay fixed CAD] ; 2017-FXS-366223	C4931*BC6 KEYERA CORP	D 1.....	Currency	Bank of America NA	06/20/2017	09/20/2027	10,248,681	3.9365% [3.6800%]4,46568,660(84,285)(222,488)149,218	100/100.....		
Currency swap - Rec fixed USD [Pay fixed EUR] ; 2010-FXS-0030	479142C@8 Johnson Matthey Plc 4.660% 01/31/2021	D 1.....	Currency	Deutsche Bank AG	02/24/2010	01/31/2021	6,785,000	4.6600% [4.7160%]26,4981,170,7501,016,894101,50046,032	99/100.....		
Currency swap - Rec fixed USD [Pay fixed EUR] ; 2014-FXS-227499	D2736#AJ8 FRITZ DRAXLMAIER GMBH & CO KG	D 1.....	Currency	Citibank NA.....	02/21/2014	04/02/2021	3,430,000	3.5700% [3.5700%]15,851622,875553,30650,75024,304	100/100.....		
Currency swap - Rec fixed USD [Pay fixed EUR] ; 2017-FXS-364247	48021PA@7 JONES LANG LASALLE FINANCE BV	D 1.....	Currency	Citibank NA.....	06/07/2017	06/27/2029	5,630,000	4.1100% [2.2100%]27,13215,750(219,113)101,50090,121	100/100.....		
Currency swap - Rec fixed USD [Pay fixed GBP] ; 2013-FXS-189671	Portman Estate Funds (Multiple Cusips).....	D 1.....	Currency	Deutsche Bank AG	02/06/2013	03/05/2028	3,130,400	4.3475% [4.1300%]5,997524,300370,783(58,900)46,791	95/100.....		
Currency swap - Rec fixed USD [Pay fixed GBP] ; 2013-FXS-216198	G3646#AC7 FORTH PORTS FINANCE LTD 5.030% 12/05/2031	D 1.....	Currency	Citibank NA.....	11/13/2013	12/05/2031	10,550,100	5.4800% [5.0300%]35,7141,949,9701,752,000(194,370)187,916	100/99.....		
Currency swap - Rec fixed USD [Pay fixed GBP] ; 2017-FXS-359335	G1313@AA9 BLACKROCK SMALLER COMPANIES TR	D 1.....	Currency	Barclays Bank PLC	04/21/2017	05/24/2037	6,270,040	4.1460% [2.7400%]20,859(114,905)(80,022)(144,305)133,604	100/100.....		
Currency swap - Rec fixed USD [Pay fixed GBP] ; 2017-FXS-362096	G0827#BK5 BARRATT DEVELOPMENTS PLC	D 1.....	Currency	Citibank NA.....	05/23/2017	08/22/2027	8,686,550	4.0750% [2.7700%]25,837(43,885)(24,051)(197,315)125,880	100/98.....		
Currency swap - Rec fixed USD [Pay fixed GBP] ; 2017-FXS-366127	G7612#AA2 ROCK RAIL SOUTH WESTERN PLC	D 1.....	Currency	Citibank NA.....	06/19/2017	06/18/2047	1,381,682	5.4750% [3.9380%]5,162(32,616)(61,259)(31,964)36,709	100/95.....		
Currency swap - Rec fixed USD [Pay fixed GBP] ; 2017-FXS-367530	G0892#AA8 BAZALGETTE TUNNEL LTD	D 1.....	Currency	Barclays Bank PLC	06/29/2017	09/28/2032	12,710,600	3.9650% [2.8600%]31,780(59,290)(347,863)(288,610)233,568	100/100.....		
0879999999. Total-Swaps-Hedging Effective-Foreign Exchange.....											00199,2954,101,609	XX2,876,3880(884,202)001,074,143	XXX	XXX
0909999999. Total-Swaps-Hedging Effective.....											00199,2954,101,609	XX2,876,3880(884,202)001,074,143	XXX	XXX
Swaps - Hedging Other - Foreign Exchange																								
Currency swap - Rec fixed USD [Pay fixed EUR] ; 2014-FXS-227508	G0827#BK5 BARRATT DEVELOPMENTS PLC	D 1.....	Currency	Citibank NA.....	02/21/2014	04/02/2024	686,000	5.3160% [4.0500%]3,538102,307102,3076,79910,1507,678	0001.....		
Currency swap - Rec fixed USD [Pay fixed EUR] ; 2017-FXS-364243	48021PA*9 JONES LASALLE FINANCE BV.....	D 1.....	Currency	Citibank NA.....	06/07/2017	06/27/2027	1,238,490	3.9665% [1.9600%]6,288(37,469)(37,469)(3,477)22,33017,783	0001.....		
Currency swap - Rec fixed USD [Pay fixed EUR] ; 2017-FXS-366114	W4662REN2 INTRUM JUSTITIA AB.....	D 1.....	Currency	Bank of America NA	06/19/2017	07/15/2020	1,003,500	5.4263% [3.1250%]5,697(16,406)(16,406)5,33118,2705,706	0001.....		
Currency swap - Rec fixed USD [Pay fixed GBP] ; 2017-FXS-364055	G2479@AH2 COVENT GARDEN GROUP HOLDINGS L	D 1.....	Currency	Citibank NA.....	06/06/2017	08/31/2032	2,762,760	4.2075% [2.9600%]7,000(55,440)(55,440)(35,595)(63,170)50,624	0001.....		
Currency swap - Rec fixed USD [Pay fixed GBP] ; 2017-FXS-367139	G7612#AA2 -Rock Rail Southwestern PLC	D 1.....	Currency	Deutsche Bank AG	06/27/2017	12/31/2020	6,532,400	1.0650% [1.0500%]258(1,441)(1,441)148,805(150,626)43,284	0001.....		
0939999999. Total-Swaps-Hedging Other-Foreign Exchange.....											0022,781(8,449)	XX(8,449)121,862(163,046)00125,074	XXX	XXX
0969999999. Total-Swaps-Hedging Other.....											0022,781(8,449)	XX(8,449)121,862(163,046)00125,074	XXX	XXX
1179999999. Total-Swaps-Foreign Exchange.....											00222,0754,093,160	XX2,867,938121,862(1,047,248)001,199,217	XXX	XXX
1209999999. Total-Swaps.....											00222,0754,093,160	XX2,867,938121,862(1,047,248)001,199,217	XXX	XXX
Forwards - Hedging Other																								
Currency Forward - BUY USD SELL EUR ; 2019-FOR-438646	Joint Venture Interests Portfolio.....	BA.....	Currency	Barclays Bank PLC	03/20/2019	04/24/2019	8,030,556	0.8779.....100,302100,302(14,162)114,46410,296	0001.....		
Currency Forward - BUY USD SELL GBP ; 2019-FOR-438648	Joint Venture Interests Portfolio.....	BA.....	Currency	Barclays Bank PLC	03/20/2019	04/24/2019	1,995,214	0.7583.....21,43721,437(2,262)23,7002,558	0001.....		
1222999999. Total-Forwards-Hedging Other.....											000121,739	XX121,739(16,424)138,1630012,854	XXX	XXX
1269999999. Total-Forwards.....											000121,739	XX121,739(16,424)138,1630012,854	XXX	XXX
1399999999. Total-Hedging Effective.....											00199,2954,101,609	XX2,876,3880(884,202)001,074,143	XXX	XXX
1409999999. Total-Hedging Other.....											0022,781113,290	XX113,290105,438(24,883)00137,928	XXX	XXX
1449999999. TOTAL.....											00222,0754,214,899	XX2,989,678105,438(909,084)001,212,071	XXX	XXX

QE06

(b)

Code	Financial or Economic Impact of the Hedge at the End of the Reporting Period
0001	Hedges the currency risk of foreign currency denominated assets.

Statement for March 31, 2019 of the **Metropolitan Property and Casualty Insurance Company**
SCHEDULE DB - PART B - SECTION 1
 Futures Contracts Open as of the Current Statement Date

1 Ticker Symbol	2 Number of Contracts	3 Notional Amount	4 Description	5 Description of Item(s) Hedged, Used for Income Generation or Replicated	6 Schedule / Exhibit Identifier	7 Type(s) of Risk(s) (a)	8 Date of Maturity or Expiration	9 Exchange	10 Trade Date	11 Transaction Price	12 Reporting Date Price	13 Fair Value	14 Book/Adjusted Carrying Value	Highly Effective Hedges			18 Cumulative Variation Margin for All Other Hedges	19 Change in Variation Margin Gain (Loss) Recognized in Current Year	20 Potential Exposure	21 Hedge Effectiveness at Inception and at Year- end (b)	22 Value of One (1) Point
														15 Cumulative Variation Margin	16 Deferred Variation Margin	17 Change in Variation Margin Gain (Loss) Used to Adjust Basis of Hedged Item					

NONE

QE07

SCHEDULE DB - PART D - SECTION 1

Counterparty Exposure for Derivative Instruments Open as of Current Statement Date

1 Description of Exchange, Counterparty or Central Clearinghouse	2 Master Agreement (Y or N)	3 Credit Support Annex (Y or N)	4 Fair Value of Acceptable Collateral	Book Adjusted Carrying Value			Fair Value			11 Potential Exposure	12 Off-Balance Sheet Exposure	
				5 Contracts with Book/Adjusted Carrying Value > 0	6 Contracts with Book/Adjusted Carrying Value < 0	7 Exposure Net of Collateral	8 Contracts with Fair Value > 0	9 Contracts with Fair Value < 0	10 Exposure Net of Collateral			
NAIC 1 Designation												
Bank of America NA.....	B4TYDEB6GKMZO031MB27	Y.....	Y.....68,660(16,406)52,254(100,692)0154,924154,924
Barclays Bank PLC.....	G5GSEF7VJP5I7OUK5573...	Y.....	Y.....121,739(174,195)0121,739(427,885)0380,026327,570
Citibank NA.....	E57ODZWZ7FF32TWEFA76	Y.....	Y.....2,200,0002,690,902(169,409)321,4932,407,613(397,332)0541,015541,015
Deutsche Bank AG.....	7LTFWZYICNSX8D621K86..	Y.....	Y.....1,285,0231,695,050(1,442)408,5851,387,676(1,441)101,212136,107136,107
0299999999. Total NAIC 1 Designation.....			3,485,0234,576,351(361,452)782,3323,917,029(927,351)101,2121,212,0711,159,615
0999999999. Gross Totals.....			3,485,0234,576,351(361,452)782,3323,917,029(927,351)101,2121,212,0711,159,615
1. Offset per SSAP No. 64.....												
2. Net after right of offset per SSAP No. 64.....				4,576,351(361,452)						

QE08

SCHEDULE DB - PART D - SECTION 2

Collateral for Derivative Instruments Open as of Current Statement Date

1	2	3	4	5	6	7	8	9
Exchange, Counterparty or Central Clearinghouse	Type of Asset Pledged	CUSIP Identification	Description	Fair Value	Par Value	Book/Adjusted Carrying Value	Maturity Date	Type of Margin (I, V or IV)
Collateral Pledged by Reporting Entity								
Barclays Bank PLC.....	G5GSEF7VJP5I7OUK5573.....	Treasury	912828 TC 4 UNITED STATES TREASURY	72,739	73,000	72,749	06/30/2019.	V.....
Barclays Bank PLC.....	G5GSEF7VJP5I7OUK5573.....	Corporate.....	454889 AM 8 INDIANA MICHIGAN POWER CO	344,755	281,000	286,412	03/15/2037.	V.....
Citibank NA.....	E57ODZWZ7FF32TWEFA76..	Treasury	912828 TC 4 UNITED STATES TREASURY	252,096	253,000	252,132	06/30/2019.	V.....
Citibank NA.....	E57ODZWZ7FF32TWEFA76..	US Agency - Loan Backed.....	3140J7 UR 4 FEDERAL NATIONAL MORTGAGE ASSOCIATION	338,365	325,530	329,195	12/01/2047.	V.....
Citibank NA.....	E57ODZWZ7FF32TWEFA76..	US Agency - Loan Backed.....	3140J7 XW 0 FEDERAL NATIONAL MORTGAGE ASSOCIATION	312,053	302,111	310,433	01/01/2048.	V.....
0199999999. Totals.....				1,320,008	1,234,641	1,250,922	XXX	XXX
Collateral Pledged to Reporting Entity								
Citibank NA.....	E57ODZWZ7FF32TWEFA76..	Cash.....	Cash	2,200,000	2,200,000	XXX		V.....
Deutsche Bank AG.....	7LTWFZYICNSX8D621K86....	Treasury	912810 RP 5 UNITED STATES TREASURY	223,449	215,000	XXX	11/15/2045.	V.....
Deutsche Bank AG.....	7LTWFZYICNSX8D621K86....	Cash.....	Cash	1,061,574	1,061,574	XXX		V.....
0299999999. Totals.....				3,485,023	3,476,574	XXX	XXX	XXX

QE09

SCHEDULE DL - PART 1

SECURITIES LENDING COLLATERAL ASSETS

Reinvested Collateral Assets Owned Current Statement Date

(Securities lending collateral assets reported in aggregate on one Line 10 of the Assets page and not included on Schedules A, B, BA, D, DB and E.)

1 CUSIP Identification	2 Description	3 Code	4 NAIC Designation and Administrative Symbol / Market Indicator	5 Fair Value	6 Book/Adjusted Carrying Value	7 Maturity Date
---------------------------	------------------	-----------	--	-----------------	-----------------------------------	--------------------

General Interrogatories:

1. The activity for the year: Fair Value \$.....0 Book/Adjusted Carrying Value \$.....0
2. Average balance for the year: Fair Value \$.....0 Book/Adjusted Carrying Value \$.....0
3. Reinvested securities lending collateral assets book/adjusted carrying value included in this schedule by NAIC designation:
 NAIC 1: \$.....0 NAIC 2: \$.....0 NAIC 3: \$.....0 NAIC 4: \$.....0 NAIC 5: \$.....0 NAIC 6: \$.....0

NONE

Statement for March 31, 2019 of the **Metropolitan Property and Casualty Insurance Company**
SCHEDULE DL - PART 2

SECURITIES LENDING COLLATERAL ASSETS

Reinvested Collateral Assets Owned Current Statement Date

(Securities lending collateral assets included on Schedules A, B, BA, D, DB and E and not reported in aggregate on Line 10 of the Assets page).

1	2	3	4	5	6	7
CUSIP Identification	Description	Code	NAIC Designation and Administrative Symbol / Market Indicator	Fair Value	Book/Adjusted Carrying Value	Maturity Date
U.S. Spec. Rev. & Spec. Assessment Oblig. and all Non-Guar. Oblig. of Agencies & Authorities of Govts & Their U.S. Political Subdivisions - Issuer Obligations						
30711X C2 8	FANNIE MAE CONNECTICUT AVENUE		1	786,722	787,059	08/25/2030
3130AD 6W 7	FEDERAL HOME LOAN BANKS		1	9,979,468	10,000,000	12/29/2022
2599999	U.S. Special Revenue & Assessment Obligations - Issuer Obligations			10,766,190	10,787,059	XXX
U.S. Spec. Rev. & Spec. Assessment Oblig. and all Non-Guar. Oblig. of Agencies & Authorities of Govts & Their U.S. Political Subdivisions - Residential Mortgage-Backed Securities						
3128MJ 4C 1	FEDERAL HOME LOAN MORTGAGE COR		1	9,597,333	9,479,106	06/01/2048
3140H3 7J 9	FEDERAL NATIONAL MORTGAGE ASSO		1	19,605,936	19,233,461	04/01/2048
3140Q8 AH 8	FEDERAL NATIONAL MORTGAGE ASSO		1	23,690,371	23,886,749	12/01/2047
3140QA AJ 9	FEDERAL NATIONAL MORTGAGE ASSO		1	5,556,027	5,498,906	05/01/2048
31418C XN 9	FEDERAL NATIONAL MORTGAGE ASSO		1	9,597,371	9,390,193	06/01/2048
2699999	U.S. Special Revenue - Residential Mortgage-Backed Securities			68,047,038	67,488,415	XXX
3199999	Total - U.S. Special Revenue & Special Assessment Obligations			78,813,228	78,275,474	XXX
Industrial & Miscellaneous (Unaffiliated) - Issuer Obligations						
04317@ BC 1	ARTHUR J GALLAGHER&CO		2	7,510,358	7,500,000	06/13/2024
126650 DD 9	CVS HEALTH CORP		2FE	5,011,390	5,000,000	03/09/2021
17401Q AR 2	CITIZENS BANK NA		2FE	10,007,330	10,000,000	03/29/2023
23636A AQ 4	DANSKE BANK AS		2FE	9,595,767	10,000,000	09/12/2023
345397 YY 3	FORD MOTOR CREDIT COMPANY LLC		2FE	8,787,112	9,000,000	04/05/2021
355145 B# 9	FRANKLIN UNIVERSAL TRUST		1FE	5,276,685	5,000,000	09/15/2023
000000 00 0	Summary Adjustment		2Z		(1)	04/01/2020
3299999	Industrial & Miscellaneous (Unaffiliated) - Issuer Obligations			46,188,642	46,499,999	XXX
Industrial & Miscellaneous (Unaffiliated) - Residential Mortgage-Backed Securities						
07331Q AA 5	BAYVIEW OPPORTUNITY MASTER FUN		1FM	4,223,874	4,218,833	06/28/2053
07333A AA 8	BAYVIEW OPPORTUNITY MASTER FUN		1FM	6,743,067	6,753,563	05/28/2069
46645G AE 8	JP MORGAN MORTGAGE TRUST JPMMT		1FM	903,199	895,164	10/01/2045
61744C PK 6	MORGAN STANLEY ABS CAPITAL I M		1FM	954,914	953,852	03/25/2035
76119H AA 8	RESIMAC MBS TRUST RESI_18-1A		1FE	1,466,380	1,466,382	11/10/2049
86358E KX 3	STRUCTURED ASSET INVESTMENT LO		1FM	414,454	414,653	09/25/2034
97655J AH 5	WINWATER MORTGAGE LOAN TRUST W		1FM	2,421,928	2,406,676	01/03/2046
3399999	Industrial & Miscellaneous (Unaffiliated) - Residential Mortgage-Backed Securities			17,127,816	17,109,123	XXX
Industrial & Miscellaneous (Unaffiliated) - Commercial Mortgage-Backed Securities						
04410R AG 1	ASHFORD HOSPITALITY TRUST INC		1FM	1,746,707	1,750,000	04/15/2035
04410R AJ 5	ASHFORD HOSPITALITY TRUST INC		1FM	996,239	1,000,000	04/15/2035
05607D AJ 6	BX TRUST BX_17-SLCT		1FM	1,696,793	1,702,688	07/15/2034
05607K AA 9	BXMT_17-FL1		1FE	1,996,953	2,000,000	06/15/2035
10482T AG 7	BRAEMAR HOTELS & RESORTS TRUST		1FM	994,757	1,000,000	06/15/2035
12433P AJ 5	BX TRUST BX_17-APPL		1FM	848,925	851,331	07/15/2034
23306G AC 1	DBGS MORTGAGE TRUST DBGS_18-BI		1FM	919,126	924,753	05/15/2035
23306G AE 7	DBGS MORTGAGE TRUST DBGS_18-BI		1FM	914,187	919,681	05/15/2035
33830C AC 4	DBGS MORTGAGE TRUST DBGS_18-5B		1FE	2,459,284	2,488,797	06/15/2033
36255C AA 7	GPMT 2018-FL1 LTD GPMT_18-FL1		1FE	1,521,853	1,525,118	12/19/2035
61691K AG 6	MORGAN STANLEY CAPITAL I TRUST		1FM	998,738	1,000,000	11/15/2034
61691K AJ 0	MORGAN STANLEY CAPITAL I TRUST		1FM	996,859	1,000,000	11/15/2034
61691P AG 5	MORGAN STANLEY CAPITAL I TRUST		1FM	1,989,960	2,000,000	11/15/2034
3499999	Industrial & Miscellaneous - Commercial Mortgage-Backed Securities			18,080,381	18,162,368	XXX
Industrial & Miscellaneous (Unaffiliated) - Other Loan-Backed and Structured Securities						
04016V AA 3	ARES CLO LTD ARES_18-47A		1FE	985,016	1,000,000	04/15/2030
056162 AN 0	BABSON CLO LTD BABS_15-1A		1FE	987,897	1,000,000	01/20/2031
12550M AJ 9	CIFC FUNDING LTD CIFC_15-3A		1FE	990,465	1,000,000	04/19/2029
28852E AA 7	ELLINGTON CLO I LTD ECLO_17-2A		1FE	6,527,482	6,500,000	02/15/2029
33883G AA 5	FLATIRON CLO LTD FLAT_18-1A		1FE	983,497	1,000,000	04/17/2031
36320U AC 4	GALAXY CLO LTD GALXY_18-27A		1FE	984,795	1,000,000	05/16/2031
36321B AA 9	GALAXY CLO LTD GALXY_17-24A		1FE	988,368	1,000,000	01/15/2031
36321B AB 7	GALAXY CLO LTD GALXY_17-24A		1FE	977,501	1,000,000	01/15/2031
38175B AA 2	GOLUB CAPITAL PARTNERS CLO LTD		1FE	985,610	1,000,000	02/05/2031
38175C AA 0	GOLUB CAPITAL PARTNERS CLO LTD		1FE	1,996,678	2,000,000	01/25/2031
38175C AC 6	GOLUB CAPITAL PARTNERS CLO LTD		1FE	996,777	1,000,000	01/25/2031
50188Q AE 1	LCM LTD PARTNERSHIP LCM_19A		1FE	1,000,004	1,010,224	07/15/2027
83608G AQ 9	SOUND POINT CLO LTD SNDPT_13-1		1FE	978,735	1,000,000	01/26/2031
83609T AA 5	SOUND POINT CLO LTD SNDPT_17-4		1FE	1,986,254	2,000,000	01/20/2031
88390A AT 7	WIND RIVER CLO LTD WINDR_14-2A		1FE	990,266	1,000,000	01/15/2031
88390A AV 2	WIND RIVER CLO LTD WINDR_14-2A		1FE	986,796	1,000,000	01/15/2031
88390A AX 8	WIND RIVER CLO LTD WINDR_14-2A		1FE	965,488	1,000,000	01/15/2031
3599999	Industrial & Miscellaneous - Other Loan-Backed and Structured Securities			24,311,629	24,510,224	XXX
3899999	Total - Industrial & Miscellaneous (Unaffiliated)			105,708,468	106,281,714	XXX
Bank Loans - Acquired						
85236H AB 5	STADCO LA LLC		2Z	3,308,202	3,308,202	06/29/2023
6299999	Bank Loans - Acquired			3,308,202	3,308,202	XXX
6399999	Total - Bank Loans			3,308,202	3,308,202	XXX
Totals						
6499999	Total - Issuer Obligations			56,954,832	57,287,058	XXX
6599999	Total - Residential Mortgage-Backed Securities			85,174,854	84,597,538	XXX
6699999	Total - Commercial Mortgage-Backed Securities			18,080,381	18,162,368	XXX
6799999	Total - Other Loan-Backed and Structured Securities			24,311,629	24,510,224	XXX
6999999	Total - Bank Loans			3,308,202	3,308,202	XXX
7099999	Subtotal - Bonds			187,829,898	187,865,390	XXX
Short-Term Invested Assets (Schedule DA Type)						
000000 00 0	SOUTH JERSEY INDUSTRIES INC			1,579,164	1,578,947	06/27/2019
8999999	Total - Short-Term Invested Assets (Schedule DA Type)			1,579,164	1,578,947	XXX
Cash (Schedule E Part 1 Type)						
000000 00 0	Cash			82,335	82,335	
9099999	Total - Cash (Schedule E Part 1 Type)			82,335	82,335	XXX
Cash Equivalents (Schedule E Part 2 Type)						
912796 UX 5	UNITED STATES TREASURY		@	599,396	599,366	04/16/2019
912796 UY 3	UNITED STATES TREASURY		@	5,491,917	5,491,711	04/23/2019
313384 EL 9	FEDERAL HOME LOAN BANKS		@	11,287,977	11,287,467	04/17/2019
313384 ET 2	FEDERAL HOME LOAN BANKS		@	2,396,328	2,396,227	04/24/2019
9199999	Total - Cash Equivalents (Schedule E Part 2 Type)			19,775,618	19,774,771	XXX

SCHEDULE DL - PART 2

SECURITIES LENDING COLLATERAL ASSETS

Reinvested Collateral Assets Owned Current Statement Date

(Securities lending collateral assets included on Schedules A, B, BA, D, DB and E and not reported in aggregate on Line 10 of the Assets page).

1	2	3	4	5	6	7
CUSIP Identification	Description	Code	NAIC Designation and Administrative Symbol / Market Indicator	Fair Value	Book/Adjusted Carrying Value	Maturity Date
9999999	Totals			209,267,014	209,301,443	XXX

General Interrogatories:

1. The activity for the year: Fair Value \$.....(26,723,376) Book/Adjusted Carrying Value \$.....(28,752,063)
2. Average balance for the year: Fair Value \$.....221,917,989 Book/Adjusted Carrying Value \$.....221,917,989

Statement for March 31, 2019 of the **Metropolitan Property and Casualty Insurance Company**
SCHEDULE E - PART 1 - CASH

Month End Depository Balances

1 Depository	2 Code	3 Rate of Interest	4 Amount of Interest Received During Current Quarter	5 Amount of Interest Accrued at Current Statement Date	Book Balance at End of Each Month During Current Quarter			9 *
					6 First Month	7 Second Month	8 Third Month	
Open Depositories								
Bank of America.....	New York, New York.....				1,307,782	1,456,455	1,520,133	XXX
Bank One.....	Columbus, Ohio.....				2,804,869	2,067,425	782,631	XXX
Citibank.....	New York, New York.....				(128,820,840)	(128,297,876)	(127,878,166)	XXX
Federal Home Loan Bank.....	Boston, Massachusetts.....				471,625	101,813	103,828	XXX
First National.....	Anchorage, Alaska.....				10,000	10,000	10,000	XXX
First Union.....	Philadelphia, Pennsylvania.....				4,002,936	2,602,912	3,342,614	XXX
JP Morgan Chase.....	New York, New York.....				28,987,033	620,973	23,671,527	XXX
Wells Fargo.....	San Francisco, California.....				6,267,570	8,013,581	8,646,436	XXX
0199999. Total Open Depositories.....	XXX	XXX	0	0	(84,969,025)	(113,424,717)	(89,800,997)	XXX
0399999. Total Cash on Deposit.....	XXX	XXX	0	0	(84,969,025)	(113,424,717)	(89,800,997)	XXX
0499999. Cash in Company's Office.....	XXX	XXX	XXX	XXX	17,500	17,500	17,500	XXX
0599999. Total Cash.....	XXX	XXX	0	0	(84,951,525)	(113,407,217)	(89,783,497)	XXX

Statement for March 31, 2019 of the **Metropolitan Property and Casualty Insurance Company**
SCHEDULE E - PART 2 - CASH EQUIVALENTS

Show Investments Owned End of Current Quarter

1	2	3	4	5	6	7	8	9
CUSIP	Description	Code	Date Acquired	Rate of Interest	Maturity Date	Book/Adjusted Carrying Value	Amount of Interest Due & Accrued	Amount Received During Year
U.S. Government Bonds - Issuer Obligations								
	UNITED STATES TREASURY.....		03/15/2019.....		04/02/2019.....	5,999,577		6,753
	UNITED STATES TREASURY.....		03/22/2019.....		04/09/2019.....	18,989,286		12,039
	UNITED STATES TREASURY.....		03/27/2019.....		04/16/2019.....	1,598,313		534
	UNITED STATES TREASURY.....		03/18/2019.....		04/23/2019.....	5,491,711		4,886
0199999	U.S. Government Bonds - Issuer Obligations.....					32,078,888	0	24,212
0599999	Total - U.S. Government Bonds.....					32,078,888	0	24,212
Bonds - U.S. Special Revenue & Special Assessment Obligations and all Non-Guaranteed Obligations of Agencies and Authorities of Governments and Their U.S. Political Subdivision - Issuer Obligations								
	FEDERAL HOME LOAN BANKS.....		03/29/2019.....		04/17/2019.....	11,287,467		4,127
	FEDERAL HOME LOAN BANKS.....		03/01/2019.....		04/24/2019.....	2,396,227		4,903
2599999	U.S. Special Revenue & Special Assessment Obligations - Issuer Obligations.....					13,683,694	0	9,030
3199999	Total - U.S. Special Revenue & Special Assessment Obligations and all Non-Guaranteed Obligations.....					13,683,694	0	9,030
Total Bonds								
7799999	Subtotals - Issuer Obligations.....					45,762,582	0	33,242
8399999	Subtotals - Bonds.....					45,762,582	0	33,242
8899999	Total - Cash Equivalents.....					45,762,582	0	33,242

QE13