



QUARTERLY STATEMENT

As of September 30, 2019
of the Condition and Affairs of the

Metropolitan Property and Casualty Insurance Company

NAIC Group Code.....241, 241 (Current Period) (Prior Period)	NAIC Company Code..... 26298	Employer's ID Number..... 13-2725441
Organized under the Laws of RI	State of Domicile or Port of Entry RI	Country of Domicile US
Incorporated/Organized..... August 31, 1972	Commenced Business..... December 8, 1972	
Statutory Home Office	700 Quaker Lane .. Warwick .. RI .. US .. 02886-6669 <i>(Street and Number) (City or Town, State, Country and Zip Code)</i>	
Main Administrative Office	700 Quaker Lane .. Warwick .. RI .. US .. 02886-6669 <i>(Street and Number) (City or Town, State, Country and Zip Code)</i>	401-827-2400 <i>(Area Code) (Telephone Number)</i>
Mail Address	PO Box 350, 700 Quaker Lane .. Warwick .. RI .. US .. 02887-0350 <i>(Street and Number or P. O. Box) (City or Town, State, Country and Zip Code)</i>	
Primary Location of Books and Records	700 Quaker Lane .. Warwick .. RI .. US .. 02886-6669 <i>(Street and Number) (City or Town, State, Country and Zip Code)</i>	800-638-4208 <i>(Area Code) (Telephone Number)</i>
Internet Web Site Address	www.metlife.com	
Statutory Statement Contact	Kevin Paul Swift <i>(Name)</i> kswift@metlife.com <i>(E-Mail Address)</i>	800-638-4208 <i>(Area Code) (Telephone Number) (Extension)</i> 401-827-2315 <i>(Fax Number)</i>

OFFICERS

Name	Title	Name	Title
1. Darla Ann Finchum #	President	2. Maura Catherine Travers	Assistant General Counsel and Secretary
3. Michael John Bednarick	Vice President and Chief Financial Officer	4. Charles Patrick Connery #	Treasurer

OTHER

Michael John Abate	Vice President	Zulfi Shafaat Ahmed	Senior Vice President and Chief Information Security Officer
Robert Edward Bean	Vice President	Charles Phillip Cavas	Vice President and Associate General Counsel
Kevin Chean	Vice President	Roger Elder	Vice President
Barbara Jean Furr	Vice President	Paul Edward Gavin	Senior Vice President
Lorene Elsie Guardado	Vice President	Lise Ann Hasegawa	Vice President
Michelle Lee Kolodziejczak	Vice President	Richard Jay Leist	Executive Vice President and Executive Investment Officer
Richard Paul Lonardo	Vice President	Jason Phillip Manske	Senior Vice President and Chief Hedging Officer
Aaron Matthew McClain	Vice President	Patrick John Meyer	Vice President
Albert Montoya	Vice President and Investment Officer	Michael Valentine Neubauer	Vice President
Robert Francis Nostramo	Vice President and General Counsel	Brenda Ann Perkins	Vice President
Kevin Stanley Redgate	Senior Vice President and Senior Investment Officer	Christopher Timothy Rhodes	Vice President
Joseph Urba Rupp Jr.	Vice President	James Sheridan Stevens	Vice President and Investment Officer
Richard Andrew Stevens	Vice President and Controller	Calvin Tyrone Strong	Vice President
Donald Gerard Sullivan	Vice President	Ellen Marie Tierney #	Vice President

DIRECTORS OR TRUSTEES

Michael John Bednarick	Stephen Douglas Caldwell #	Cynthia Faye Coverson	Darla Ann Finchum #
Todd Brian Katz	William O'Donnell	Kevin Stanley Redgate	

State of..... Rhode Island
County of..... Kent

The officers of this reporting entity being duly sworn, each depose and say that they are the described officers of said reporting entity, and that on the reporting period stated above, all of the herein described assets were the absolute property of the said reporting entity, free and clear from any liens or claims thereon, except as herein stated, and that this statement, together with related exhibits, schedules and explanations therein contained, annexed or referred to, is a full and true statement of all the assets and liabilities and of the condition and affairs of the said reporting entity as of the reporting period stated above, and of its income and deductions therefrom for the period ended, and have been completed in accordance with the NAIC *Annual Statement Instructions and Accounting Practices and Procedures* manual except to the extent that: (1) state law may differ; or, (2) that state rules or regulations require differences in reporting not related to accounting practices and procedures, according to the best of their information, knowledge and belief, respectively. Furthermore, the scope of this attestation by the described officers also includes the related corresponding electronic filing with the NAIC, when required, that is an exact copy (except for formatting differences due to electronic filing) of the enclosed statement. The electronic filing may be requested by various regulators in lieu of or in addition to the enclosed statement.

Darla Ann Finchum

Darla Ann Finchum
President

Maura Catherine Travers

Maura Catherine Travers
Assistant General Counsel and Secretary

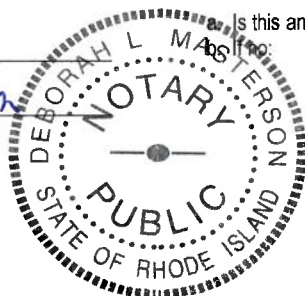
Michael John Bednarick

Michael John Bednarick
Vice President and Chief Financial Officer

Subscribed and sworn to before me
This 8th day of November, 2019

Deborah L. Masterson

Deborah L. Masterson
Notary
June 24, 2021



Is this an original filing?

Yes [X] No []

1. State the amendment number
2. Date filed
3. Number of pages attached

Statement for September 30, 2019 of the **Metropolitan Property and Casualty Insurance Company**
ASSETS

	Current Statement Date			4 December 31 Prior Year Net Admitted Assets
	1 Assets	2 Nonadmitted Assets	3 Net Admitted Assets (Cols. 1 - 2)	
1. Bonds.....	3,465,098,403		3,465,098,403	3,427,314,123
2. Stocks:				
2.1 Preferred stocks.....	48,944,000		48,944,000	44,841,400
2.2 Common stocks.....	1,013,621,825	956,437	1,012,665,388	989,235,035
3. Mortgage loans on real estate:				
3.1 First liens.....	362,806,558		362,806,558	293,616,871
3.2 Other than first liens.....			0	
4. Real estate:				
4.1 Properties occupied by the company (less \$.....0 encumbrances).....			0	15,418
4.2 Properties held for the production of income (less \$.....0 encumbrances).....			0	
4.3 Properties held for sale (less \$.....0 encumbrances).....			0	
5. Cash (\$.....(105,147,498)), cash equivalents (\$.....94,064,835) and short-term investments (\$.....31,013,430).....	19,930,767		19,930,767	(39,077,917)
6. Contract loans (including \$.....0 premium notes).....			0	
7. Derivatives.....	9,146,987		9,146,987	5,201,276
8. Other invested assets.....	292,917,049		292,917,049	257,851,720
9. Receivables for securities.....	1,136,708		1,136,708	11,414
10. Securities lending reinvested collateral assets.....			0	
11. Aggregate write-ins for invested assets.....	74,569	0	74,569	165,789
12. Subtotals, cash and invested assets (Lines 1 to 11).....	5,213,676,866	956,437	5,212,720,429	4,979,175,129
13. Title plants less \$.....0 charged off (for Title insurers only).....			0	
14. Investment income due and accrued.....	41,222,520		41,222,520	39,346,742
15. Premiums and considerations:				
15.1 Uncollected premiums and agents' balances in the course of collection.....	35,464,120	7,651,941	27,812,179	16,460,847
15.2 Deferred premiums, agents' balances and installments booked but deferred and not yet due (including \$.....0 earned but unbilled premiums).....	1,359,315,284	92,145	1,359,223,139	1,316,598,266
15.3 Accrued retrospective premiums (\$.....0) and contracts subject to redetermination (\$.....0).....			0	
16. Reinsurance:				
16.1 Amounts recoverable from reinsurers.....	3,351,979		3,351,979	3,990,279
16.2 Funds held by or deposited with reinsured companies.....	48,408		48,408	48,655
16.3 Other amounts receivable under reinsurance contracts.....			0	
17. Amounts receivable relating to uninsured plans.....			0	
18.1 Current federal and foreign income tax recoverable and interest thereon.....	2,553,052		2,553,052	
18.2 Net deferred tax asset.....	75,516,169	273,115	75,243,054	94,764,613
19. Guaranty funds receivable or on deposit.....	3,823,048		3,823,048	3,557,882
20. Electronic data processing equipment and software.....	60,284,824	60,284,824	0	
21. Furniture and equipment, including health care delivery assets (\$.....0).....	861,430	861,430	0	
22. Net adjustment in assets and liabilities due to foreign exchange rates.....			0	
23. Receivables from parent, subsidiaries and affiliates.....	32,660,322	30,079	32,630,243	30,041,830
24. Health care (\$.....0) and other amounts receivable.....			0	
25. Aggregate write-ins for other than invested assets.....	405,654,147	26,631,733	379,022,414	358,402,325
26. Total assets excluding Separate Accounts, Segregated Accounts and Protected Cell Accounts (Lines 12 through 25).....	7,234,432,169	96,781,704	7,137,650,465	6,842,386,568
27. From Separate Accounts, Segregated Accounts and Protected Cell Accounts.....			0	
28. Total (Lines 26 and 27).....	7,234,432,169	96,781,704	7,137,650,465	6,842,386,568

DETAILS OF WRITE-INS

1101. Receivables for investments other than securities.....	74,569		74,569	165,789
1102.			0	
1103.			0	
1198. Summary of remaining write-ins for Line 11 from overflow page.....	0	0	0	0
1199. Totals (Lines 1101 thru 1103 plus 1198) (Line 11 above).....	74,569	0	74,569	165,789
2501. Value of company-owned life insurance.....	334,977,255		334,977,255	329,013,469
2502. Equities and deposits in pools and associations.....	44,045,159		44,045,159	29,388,856
2503. Deferred expenses.....	26,631,733	26,631,733	0	
2598. Summary of remaining write-ins for Line 25 from overflow page.....	0	0	0	0
2599. Totals (Lines 2501 thru 2503 plus 2598) (Line 25 above).....	405,654,147	26,631,733	379,022,414	358,402,325

Statement for September 30, 2019 of the **Metropolitan Property and Casualty Insurance Company**
LIABILITIES, SURPLUS AND OTHER FUNDS

	1 Current Statement Date	2 December 31 Prior Year
1. Losses (current accident year \$.....610,268,128).....	1,276,290,108	1,253,961,972
2. Reinsurance payable on paid losses and loss adjustment expenses.....	3,661	31,916
3. Loss adjustment expenses.....	264,303,242	260,955,585
4. Commissions payable, contingent commissions and other similar charges.....	59,756,800	56,958,217
5. Other expenses (excluding taxes, licenses and fees).....	40,797,888	38,047,181
6. Taxes, licenses and fees (excluding federal and foreign income taxes).....	14,384,278	21,136,653
7.1 Current federal and foreign income taxes (including \$.....0 on realized capital gains (losses)).....		10,945,536
7.2 Net deferred tax liability.....		
8. Borrowed money \$.....800,000,000 and interest thereon \$.....1,295,181.....	801,295,181	801,506,778
9. Unearned premiums (after deducting unearned premiums for ceded reinsurance of \$.....19,361,490 and including warranty reserves of \$.....0 and accrued accident and health experience rating refunds including \$.....0 for medical loss ratio rebate per the Public Health Service Act).....	1,840,783,162	1,758,438,220
10. Advance premium.....	35,134,755	25,378,962
11. Dividends declared and unpaid:		
11.1 Stockholders.....	1,233,743	1,462,685
11.2 Policyholders.....		1,200,000
12. Ceded reinsurance premiums payable (net of ceding commissions).....	2,002,679	6,089,515
13. Funds held by company under reinsurance treaties.....	497	
14. Amounts withheld or retained by company for account of others.....	3,517,342	4,547,404
15. Remittances and items not allocated.....	2,841,731	2,517,776
16. Provision for reinsurance (including \$.....0 certified).....	171,324	248,022
17. Net adjustments in assets and liabilities due to foreign exchange rates.....		
18. Drafts outstanding.....		
19. Payable to parent, subsidiaries and affiliates.....	32,934,139	32,192,478
20. Derivatives.....	23,222	196,392
21. Payable for securities.....	5,034,266	4,363,978
22. Payable for securities lending.....	215,366,982	236,115,521
23. Liability for amounts held under uninsured plans.....		
24. Capital notes \$.....0 and interest thereon \$.....0.....		
25. Aggregate write-ins for liabilities.....	9,399,269	4,049,857
26. Total liabilities excluding protected cell liabilities (Lines 1 through 25).....	4,605,274,269	4,520,344,648
27. Protected cell liabilities.....		
28. Total liabilities (Lines 26 and 27).....	4,605,274,269	4,520,344,648
29. Aggregate write-ins for special surplus funds.....	0	0
30. Common capital stock.....	3,000,000	3,000,000
31. Preferred capital stock.....	315,000,000	315,000,000
32. Aggregate write-ins for other than special surplus funds.....	0	0
33. Surplus notes.....		
34. Gross paid in and contributed surplus.....	1,101,058,128	1,101,058,128
35. Unassigned funds (surplus).....	1,113,318,068	902,983,792
36. Less treasury stock, at cost:		
36.10.000 shares common (value included in Line 30 \$.....0).....		
36.20.000 shares preferred (value included in Line 31 \$.....0).....		
37. Surplus as regards policyholders (Lines 29 to 35, less 36).....	2,532,376,196	2,322,041,920
38. Totals (Page 2, Line 28, Col. 3).....	7,137,650,465	6,842,386,568

DETAILS OF WRITE-INS

2501. Cash collateral received on derivatives.....	9,370,832	4,041,574
2502. Miscellaneous.....	28,437	8,283
2503.		
2598. Summary of remaining write-ins for Line 25 from overflow page.....	0	0
2599. Totals (Lines 2501 thru 2503 plus 2598) (Line 25 above).....	9,399,269	4,049,857
2901.		
2902.		
2903.		
2998. Summary of remaining write-ins for Line 29 from overflow page.....	0	0
2999. Totals (Lines 2901 thru 2903 plus 2998) (Line 29 above).....	0	0
3201.		
3202.		
3203.		
3298. Summary of remaining write-ins for Line 32 from overflow page.....	0	0
3299. Totals (Lines 3201 thru 3203 plus 3298) (Line 32 above).....	0	0

STATEMENT OF INCOME

	1 Current Year to Date	2 Prior Year to Date	3 Prior Year Ended December 31
UNDERWRITING INCOME			
1. Premiums earned:			
1.1 Direct..... (written \$.....1,205,121,331).....	1,151,582,830	1,100,138,137	1,477,110,978
1.2 Assumed..... (written \$.....1,732,833,016).....	1,704,953,741	1,683,105,565	2,256,714,968
1.3 Ceded..... (written \$.....51,881,612).....	52,808,777	54,150,054	72,493,729
1.4 Net..... (written \$.....2,886,072,735).....	2,803,727,794	2,729,093,648	3,661,332,217
DEDUCTIONS:			
2. Losses incurred (current accident year \$.....1,643,476,255):			
2.1 Direct.....	666,017,668	672,340,915	849,506,716
2.2 Assumed.....	994,745,245	967,894,410	1,309,710,054
2.3 Ceded.....	18,054,598	31,911,913	37,867,834
2.4 Net.....	1,642,708,315	1,608,323,412	2,121,348,936
3. Loss adjustment expenses incurred.....	277,182,852	241,630,510	332,995,761
4. Other underwriting expenses incurred.....	764,931,625	733,103,373	983,969,993
5. Aggregate write-ins for underwriting deductions.....	0	0	0
6. Total underwriting deductions (Lines 2 through 5).....	2,684,822,792	2,583,057,295	3,438,314,690
7. Net income of protected cells.....			
8. Net underwriting gain (loss) (Line 1 minus Line 6 + Line 7).....	118,905,002	146,036,353	223,017,527
INVESTMENT INCOME			
9. Net investment income earned.....	115,689,081	113,508,422	190,724,703
10. Net realized capital gains (losses) less capital gains tax of \$.....(2,484,232).....	(9,719,237)	(4,399,742)	(8,562,165)
11. Net investment gain (loss) (Lines 9 + 10).....	105,969,844	109,108,680	182,162,538
OTHER INCOME			
12. Net gain or (loss) from agents' or premium balances charged off (amount recovered \$.....566,027 amount charged off \$.....10,540,616).....	(9,974,589)	(7,182,222)	(11,066,812)
13. Finance and service charges not included in premiums.....	2,312,837	2,404,294	3,199,878
14. Aggregate write-ins for miscellaneous income.....	(18,200,211)	(7,689,214)	(10,097,335)
15. Total other income (Lines 12 through 14).....	(25,861,963)	(12,467,142)	(17,964,269)
16. Net income before dividends to policyholders, after capital gains tax and before all other federal and foreign income taxes (Lines 8 + 11 + 15).....	199,012,883	242,677,891	387,215,796
17. Dividends to policyholders.....	1,889,704	418,706	718,706
18. Net income, after dividends to policyholders, after capital gains tax and before all other federal and foreign income taxes (Line 16 minus Line 17).....	197,123,179	242,259,185	386,497,090
19. Federal and foreign income taxes incurred.....	22,985,644	28,288,558	45,945,223
20. Net income (Line 18 minus Line 19) (to Line 22).....	174,137,535	213,970,627	340,551,867
CAPITAL AND SURPLUS ACCOUNT			
21. Surplus as regards policyholders, December 31 prior year.....	2,322,041,920	2,265,527,251	2,265,527,251
22. Net income (from Line 20).....	174,137,535	213,970,627	340,551,867
23. Net transfers (to) from Protected Cell accounts.....			
24. Change in net unrealized capital gains or (losses) less capital gains tax of \$.....10,096,132.....	58,212,107	22,062,757	(25,761,164)
25. Change in net unrealized foreign exchange capital gain (loss).....	59,592	201,341	226,078
26. Change in net deferred income tax.....	(9,425,427)	(13,804,161)	(14,774,227)
27. Change in nonadmitted assets.....	(4,744,365)	5,138,033	(1,192,295)
28. Change in provision for reinsurance.....	76,698		28,141
29. Change in surplus notes.....			
30. Surplus (contributed to) withdrawn from protected cells.....			
31. Cumulative effect of changes in accounting principles.....			
32. Capital changes:			
32.1 Paid in.....			
32.2 Transferred from surplus (Stock Dividend).....			
32.3 Transferred to surplus.....			
33. Surplus adjustments:			
33.1 Paid in.....			
33.2 Transferred to capital (Stock Dividend).....			
33.3 Transferred from capital.....			
34. Net remittances from or (to) Home Office.....			
35. Dividends to stockholders.....	(7,981,864)	(6,832,326)	(242,563,731)
36. Change in treasury stock.....			
37. Aggregate write-ins for gains and losses in surplus.....	0	0	0
38. Change in surplus as regards policyholders (Lines 22 through 37).....	210,334,276	220,736,271	56,514,669
39. Surplus as regards policyholders, as of statement date (Lines 21 plus 38).....	2,532,376,196	2,486,263,522	2,322,041,920
DETAILS OF WRITE-INS			
0501.			
0502.			
0503.			
0598. Summary of remaining write-ins for Line 5 from overflow page.....	0	0	0
0599. Totals (Lines 0501 thru 0503 plus 0598) (Line 5 above).....	0	0	0
1401. North Carolina clean risk subsidy.....	3,716,939	3,402,056	5,082,885
1402. Change in value of company-owned life insurance.....		6,530,379	8,755,553
1403. Restated quota share - dividends, write-offs, payment fees.....	(21,917,150)	(17,621,649)	(23,781,593)
1498. Summary of remaining write-ins for Line 14 from overflow page.....	0	0	(154,180)
1499. Totals (Lines 1401 thru 1403 plus 1498) (Line 14 above).....	(18,200,211)	(7,689,214)	(10,097,335)
3701.			
3702.			
3703.			
3798. Summary of remaining write-ins for Line 37 from overflow page.....	0	0	0
3799. Totals (Lines 3701 thru 3703 plus 3798) (Line 37 above).....	0	0	0

Statement for September 30, 2019 of the **Metropolitan Property and Casualty Insurance Company**
CASH FLOW

	1 Current Year to Date	2 Prior Year To Date	3 Prior Year Ended December 31
CASH FROM OPERATIONS			
1. Premiums collected net of reinsurance.....	2,792,384,059	2,702,638,825	3,610,381,101
2. Net investment income.....	120,930,699	111,389,671	183,760,601
3. Miscellaneous income.....	(25,861,963)	(12,467,142)	(17,964,269)
4. Total (Lines 1 through 3).....	2,887,452,795	2,801,561,354	3,776,177,433
5. Benefit and loss related payments.....	1,607,985,885	1,603,708,871	2,130,825,470
6. Net transfers to Separate Accounts, Segregated Accounts and Protected Cell Accounts.....			
7. Commissions, expenses paid and aggregate write-ins for deductions.....	1,021,143,061	981,012,979	1,300,596,678
8. Dividends paid to policyholders.....	3,089,704	218,706	218,706
9. Federal and foreign income taxes paid (recovered) net of \$.....0 tax on capital gains (losses).....	34,000,000	35,300,000	42,945,659
10. Total (Lines 5 through 9).....	2,666,218,650	2,620,240,556	3,474,586,513
11. Net cash from operations (Line 4 minus Line 10).....	221,234,145	181,320,798	301,590,920
CASH FROM INVESTMENTS			
12. Proceeds from investments sold, matured or repaid:			
12.1 Bonds.....	1,748,594,938	949,405,070	1,563,331,386
12.2 Stocks.....	2,620,346	301,677	1,169,783
12.3 Mortgage loans.....	8,837,488	524,631	866,063
12.4 Real estate.....	819,000		17,511,110
12.5 Other invested assets.....	23,804,808	14,337,527	35,119,882
12.6 Net gains or (losses) on cash, cash equivalents and short-term investments.....	30,404	(19,396)	(21,539)
12.7 Miscellaneous proceeds.....	493,226		12,274
12.8 Total investment proceeds (Lines 12.1 to 12.7).....	1,785,200,210	964,549,509	1,617,988,959
13. Cost of investments acquired (long-term only):			
13.1 Bonds.....	1,782,092,386	1,546,510,887	1,826,644,878
13.2 Stocks.....	2,621,116	24,178,949	60,049,107
13.3 Mortgage loans.....	77,922,526	210,891,944	253,146,060
13.4 Real estate.....	233	19,028	20,322
13.5 Other invested assets.....	45,800,800	74,955,411	118,624,349
13.6 Miscellaneous applications.....	2,092,153	59,403,362	57,414,135
13.7 Total investments acquired (Lines 13.1 to 13.6).....	1,910,529,214	1,915,959,581	2,315,898,850
14. Net increase or (decrease) in contract loans and premium notes.....			
15. Net cash from investments (Line 12.8 minus Line 13.7 and Line 14).....	(125,329,004)	(951,410,072)	(697,909,891)
CASH FROM FINANCING AND MISCELLANEOUS SOURCES			
16. Cash provided (applied):			
16.1 Surplus notes, capital notes.....			
16.2 Capital and paid in surplus, less treasury stock.....			
16.3 Borrowed funds.....		500,000,000	500,000,000
16.4 Net deposits on deposit-type contracts and other insurance liabilities.....			
16.5 Dividends to stockholders.....	8,210,806	6,387,725	241,925,165
16.6 Other cash provided (applied).....	(28,685,651)	256,741,330	172,529,218
17. Net cash from financing and miscellaneous sources (Lines 16.1 through 16.4 minus Line 16.5 plus Line 16.6).....	(36,896,457)	750,353,605	430,604,053
RECONCILIATION OF CASH, CASH EQUIVALENTS AND SHORT-TERM INVESTMENTS			
18. Net change in cash, cash equivalents and short-term investments (Line 11 plus Line 15 plus Line 17).....	59,008,684	(19,735,669)	34,285,082
19. Cash, cash equivalents and short-term investments:			
19.1 Beginning of year.....	(39,077,917)	(73,362,999)	(73,362,999)
19.2 End of period (Line 18 plus Line 19.1).....	19,930,767	(93,098,668)	(39,077,917)

Note: Supplemental disclosures of cash flow information for non-cash transactions:

20.0001	Security exchanges.....	62,488,994	44,184,115	73,629,487
20.0002	Hyatt Legal Services - premium.....	44,495,976	26,283,126	26,664,430
20.0003	Hyatt Legal Services - professional services provided.....	19,092,010	8,988,854	18,095,583
20.0004	Hyatt Legal Services - losses.....	10,808,396	4,033,182	9,196,628
20.0005	Mortgage loan refinancing.....	3,415,683		
20.0006	Capitalized interest on bonds.....	35,805		
20.0007	Joint venture distribution paid in the form of common stocks.....	11,713		17,789
20.0008	Other invested asset sale offset to net investment income.....	3,573		
20.0009	Transfer of real estate to other invested assets.....			8,671,252

NOTES TO THE FINANCIAL STATEMENTS**1. Summary of Significant Accounting Policies and Going Concern****A. Accounting Practices**

The accompanying financial statements of Metropolitan Property and Casualty Insurance Company (the “Company” or “MPC”) have been prepared on the basis of accounting standards prescribed or permitted (“RI SAP”) by the State of Rhode Island (“RI”) Department of Business Regulation, Insurance Division (the “Department” or “RIDBR”).

The Department recognizes only the statutory accounting practices prescribed or permitted by Rhode Island in determining and reporting the financial condition and results of operations of an insurance company, in determining its solvency under the Rhode Island Insurance Law. In 2001, the National Association of Insurance Commissioners’ (“NAIC”) *Accounting Practices and Procedures Manual* (“NAIC SAP”) was adopted as the basis of RI SAP.

Rhode Island has not adopted any prescribed accounting practices that differ from those found in NAIC SAP. A reconciliation of the Company’s net income and capital and surplus between RI SAP and NAIC SAP is as follows:

	SSAP Number ⁽¹⁾	Financial Statement Page	Financial Statement Line Number	For the Nine Months Ended September 30, 2019	For the Year Ended December 31, 2018
Net income, RI SAP				\$ 174,137,535	\$ 340,551,867
State prescribed practices: NONE				—	—
State permitted practices: NONE				—	—
Net income, NAIC SAP				<u>\$ 174,137,535</u>	<u>\$ 340,551,867</u>
				September 30, 2019	December 31, 2018
Statutory capital and surplus, RI SAP				\$ 2,532,376,196	\$ 2,322,041,920
State prescribed practices: NONE				—	—
State permitted practices: NONE				—	—
Statutory capital and surplus, NAIC SAP				<u>\$ 2,532,376,196</u>	<u>\$ 2,322,041,920</u>

⁽¹⁾ Statement of Statutory Accounting Principles (“SSAP”)

B. No significant change.**C. Accounting Policy**

(1) No significant change.

(2) The Company did not sell and reacquire any Securities Valuation Office Identified investments.

(3-5) No significant change.

(6) Mortgage-backed bonds, included in bonds, are generally stated at amortized cost using the scientific method unless they have a NAIC rating designation of 3, 4, 5, or 6, which are stated at the lower of amortized cost or fair value. Amortization of the discount or premium from the purchase of these securities considers the estimated timing and amount of prepayments of the underlying mortgage loans. Actual prepayment experience is periodically reviewed and effective yields are recalculated when differences arise between the prepayments originally anticipated and the actual prepayments received and currently anticipated. For credit-sensitive mortgage-backed and asset-backed bonds and certain prepayment-sensitive bonds (e.g., interest-only securities), the effective yield is recalculated on a prospective basis. For all other mortgage-backed and asset-backed bonds, the effective yield is recalculated on a retrospective basis.

For certain residential mortgage-backed securities (“RMBS”) and commercial mortgage-backed securities (“CMBS”), both an initial and final NAIC designation is determined on a security-by-security basis based on a range of values published by the NAIC. The initial designation is used to determine the carrying value of the RMBS or CMBS. RMBS and CMBS with initial designations of 1 or 2 are stated at amortized cost, while RMBS and CMBS with initial designations of 3, 4, 5 or 6 are stated at the lower of amortized cost or fair value. The final designation calculation compares this carrying value with a range of values, resulting in a final NAIC designation reported herein, which is used for all other accounting and reporting purposes.

(7-15) No significant change.

D. Going Concern

Management does not have any substantial doubt about the Company’s ability to continue as a going concern.

2. Accounting Changes and Corrections of Errors

No significant change.

3. Business Combinations and Goodwill

No significant change.

NOTES TO THE FINANCIAL STATEMENTS

4. Discontinued Operations

No significant change.

5. Investments**A. Mortgage Loans, including Mezzanine Real Estate Loans**

- (1) The maximum and minimum interest rates for mortgage loans funded or acquired during the nine months ended September 30, 2019 were:

	<u>Maximum</u>	<u>Minimum</u>
Farm loans	5.35%	3.25%
Commercial loans	4.29%	3.44%

- (2) Generally, the Company, as the lender, only loans up to 75% of the purchase price of the underlying real estate. From time to time, the Company may originate loans in excess of 75% of the purchase price of the underlying real estate, if underwriting risk is sufficiently within Company standards.

The maximum percentage of any one loan to the value of the underlying real estate at the time of the origination and originated during the period covering the nine months ended September 30, 2019 was: 65.6%

- (3) No significant change.

NOTES TO THE FINANCIAL STATEMENTS

- (4) The Company's age analysis of mortgage loans and identification of mortgage loans in which the insurer is a participant or co-lender in a mortgage loan agreement, aggregated by type, was as follows:

	Farm	Residential		Commercial			Total
		Insured	All Other	Insured	All Other	Mezzanine	
a. September 30, 2019							
1. Recorded Investments (All)							
(a) Current	\$ 138,456,475	\$ —	\$ —	\$ —	\$ 223,922,551	\$ 427,532	\$ 362,806,558
(b) 30-59 days past due	\$ —	\$ —	\$ —	\$ —	\$ —	\$ —	\$ —
(c) 60-89 days past due	\$ —	\$ —	\$ —	\$ —	\$ —	\$ —	\$ —
(d) 90-179 days past due	\$ —	\$ —	\$ —	\$ —	\$ —	\$ —	\$ —
(e) 180+ days past due	\$ —	\$ —	\$ —	\$ —	\$ —	\$ —	\$ —
2. Accruing Interest 90-179 Days Past Due							
(a) Recorded investment	\$ —	\$ —	\$ —	\$ —	\$ —	\$ —	\$ —
(b) Interest accrued	\$ —	\$ —	\$ —	\$ —	\$ —	\$ —	\$ —
3. Accruing Interest 180+ Days Past Due							
(a) Recorded investment	\$ —	\$ —	\$ —	\$ —	\$ —	\$ —	\$ —
(b) Interest accrued	\$ —	\$ —	\$ —	\$ —	\$ —	\$ —	\$ —
4. Interest Reduced							
(a) Recorded investment	\$ 1,596,134	\$ —	\$ —	\$ —	\$ —	\$ —	\$ 1,596,134
(b) Number of loans	1	—	—	—	—	—	1
(c) Percent reduced	2.5%	—%	—%	—%	—%	—%	2.5%
5. Participant or Co-lender in a Mortgage Loan Agreement							
(a) Recorded investment	\$ 86,895,790	\$ —	\$ —	\$ —	\$ 223,922,551	\$ 427,532	\$ 311,245,873
b. December 31, 2018							
1. Recorded Investment							
(a) Current	\$ 99,455,158	\$ —	\$ —	\$ —	\$ 193,734,523	\$ 427,190	\$ 293,616,871
(b) 30-59 days past due	\$ —	\$ —	\$ —	\$ —	\$ —	\$ —	\$ —
(c) 60-89 days past due	\$ —	\$ —	\$ —	\$ —	\$ —	\$ —	\$ —
(d) 90-179 days past due	\$ —	\$ —	\$ —	\$ —	\$ —	\$ —	\$ —
(e) 180+ days past due	\$ —	\$ —	\$ —	\$ —	\$ —	\$ —	\$ —
2. Accruing Interest 90-179 Days Past Due							
(a) Recorded investment	\$ —	\$ —	\$ —	\$ —	\$ —	\$ —	\$ —
(b) Interest accrued	\$ —	\$ —	\$ —	\$ —	\$ —	\$ —	\$ —
3. Accruing Interest 180+ Days Past Due							
(a) Recorded investment	\$ —	\$ —	\$ —	\$ —	\$ —	\$ —	\$ —
(b) Interest Accrued	\$ —	\$ —	\$ —	\$ —	\$ —	\$ —	\$ —
4. Interest Reduced							
(a) Recorded investment	\$ —	\$ —	\$ —	\$ —	\$ —	\$ —	\$ —
(b) Number of loans	—	—	—	—	—	—	—
(c) Percent reduced	—%	—%	—%	—%	—%	—%	—%
5. Participant or Co-lender in a Mortgage Loan Agreement							
(a) Recorded investment	\$ 65,551,673	\$ —	\$ —	\$ —	\$ 193,734,523	\$ 427,190	\$ 259,713,386

(5-9) No significant change.

B-C. No significant change.

D. Loan-backed Securities

- (1) Prepayment assumptions were obtained from published broker dealer values and internal estimates.
- (2) a. The Company did not recognize any OTTI on the basis of the intent to sell during the nine months ended September 30, 2019.
- b. The Company did not recognize any OTTI on the basis of the inability or lack of intent to retain the investment in the security for a period of time sufficient to recover the amortized cost basis during the nine months ended September 30, 2019.
- (3) As of September 30, 2019, the Company has not recognized any OTTI on its loan-backed securities based on cash flow analysis.

NOTES TO THE FINANCIAL STATEMENTS

(4) At September 30, 2019, the estimated fair value and gross unrealized losses for loan-backed securities, aggregated by length of time the securities have been in a continuous loss position were as follows:

a. The aggregate amount of unrealized losses:		
1. Less than 12 Months	\$	1,303,003
2. 12 Months or Longer	\$	2,076,937
b. The aggregate related fair value of securities with unrealized losses:		
1. Less than 12 Months	\$	119,340,281
2. 12 Months or Longer	\$	151,052,645

(5) The Company performs a regular evaluation, on a security-by-security basis, of its securities holdings in accordance with its OTTI policy in order to evaluate whether such investments are other than temporarily impaired. Management considers a wide range of factors about the security issuer and uses its best judgment in evaluating the cause of the decline in the estimated fair value of the security and in assessing the prospects for near-term recovery. Factors considered include fundamentals of the industry and geographic area in which the security issuer operates, as well as overall macroeconomic conditions. Projected future cash flows are estimated using assumptions derived from management's best estimates of likely scenario-based outcomes after giving consideration to a variety of variables that include, but are not limited to: (i) general payment terms of the security; (ii) the likelihood that the issuer can service the scheduled interest and principal payments; (iii) the quality and amount of any credit enhancements; (iv) the security's position within the capital structure of the issuer; (v) possible corporate restructurings or asset sales by the issuer; and (vi) changes to the rating of the security or the issuer by rating agencies. Additional considerations are made when assessing the unique features that apply to certain loan-backed securities including, but are not limited to: (i) the quality of underlying collateral; (ii) expected prepayment speeds; (iii) current and forecasted loss severity; (iv) consideration of the payment terms of the underlying assets backing the security; and (v) the payment priority within the tranche structure of the security. For loan-backed securities in an unrealized loss position as summarized in the immediately preceding table, the Company does not have the intent to sell the securities, believes it has the intent and ability to retain the security for a period of time sufficient to recover the carrying value of the security and based on the cash flow modeling and other considerations as described above, believes these securities are not other than temporarily impaired.

E. Dollar Repurchase Agreements and/or Securities Lending Transactions

(1-2) No significant change.

(3) Collateral received

The Company participates in a securities lending program as discussed in Note 17.

a. The aggregate amount of collateral received as of September 30, 2019, was as follows:

1.	Securities Lending	Fair Value
	Open ⁽¹⁾	\$ —
	30 days or less	67,719,500
	31 to 60 days	42,886,500
	61 to 90 days	104,365,000
	Greater than 90 days	—
	Sub-Total	\$ 214,971,000
	Securities Received	—
	Total Collateral Received	\$ 214,971,000

⁽¹⁾ The related loaned security could be returned to the Company on the next business day requiring the Company to immediately return the cash collateral.

2. The Company did not have any cash collateral received from dollar repurchase agreements.

b. As of September 30, 2019, the Company did not have collateral that was sold or repledged.

c. As the Company did not have collateral that was sold or repledged, as of September 30, 2019, there is no associated information about the sources and uses of that collateral.

(4) No significant change.

NOTES TO THE FINANCIAL STATEMENTS

(5) Collateral Reinvestment

a. The aggregate amount of cash collateral reinvested as of September 30, 2019, was as follows:

1.	<u>Securities Lending</u>	<u>Amortized Cost</u>	<u>Fair Value</u>
	Open	\$ —	\$ —
	30 days or less	46,070,911	46,073,603
	31 to 60 days	—	—
	61 to 90 days	—	—
	91 to 120 days	—	—
	121 to 180 days	—	—
	181 to 365 days	—	—
	1 to 2 years	16,487,398	16,407,191
	2 to 3 years	—	—
	Greater than 3 years	152,271,297	153,958,591
	Sub-Total	<u>\$ 214,829,606</u>	<u>\$ 216,439,385</u>
	Securities received	—	—
	Total collateral reinvested*	<u>\$ 214,829,606</u>	<u>\$ 216,439,385</u>
	 *Additional collateral reinvested		
	Common Stocks	\$ —	\$ —
	Preferred Stocks	—	—
	Mortgage Loans	—	—
	Derivatives	—	—
	Cash	(200,589)	(200,589)
	Payables, receivables and all other, net	421,118	421,118
	Total other	<u>\$ 220,529</u>	<u>\$ 220,529</u>
	 Grand total reinvestment portfolio and security collateral	<u>\$ 215,050,135</u>	<u>\$ 216,659,914</u>

2. The Company did not have any cash collateral reinvested from dollar repurchase agreements.

b. The reinvestment portfolio acquired with cash collateral consisted principally of high quality, liquid, publicly-traded long term bonds, short term investments, cash equivalents, or held in cash. If the securities on loan or the reinvestment portfolio become less liquid, the Company has the liquidity resources of most of its general account available to meet any potential cash demands when securities are returned to the Company.

(6-7) No significant change.

F. Repurchase Agreements Transactions Accounted for as Secured Borrowing

The Company did not have any repurchase agreement transactions accounted for as secured borrowings as of September 30, 2019.

G. Reverse Repurchase Agreements Transactions Accounted for as Secured Borrowing

The Company did not have any reverse repurchase agreement transactions accounted for as secured borrowings as of September 30, 2019.

H. Repurchase Agreements Transactions Accounted for as a Sale

The Company did not have any repurchase agreement transactions accounted for as a sale as of September 30, 2019.

I. Reverse Repurchase Agreements Transactions Accounted for as a Sale

The Company did not have any reverse repurchase agreement transactions accounted for as a sale as of September 30, 2019.

J. Real Estate

No significant change.

K. Investments in Low-Income Housing Tax Credits ("LIHTC")

No significant change.

NOTES TO THE FINANCIAL STATEMENTS

L. Restricted Assets

(1) Restricted Assets (Including Pledged)

Information on the Company's investment in restricted assets as of September 30, was as follows:

Restricted Asset Category	Gross (Admitted and Nonadmitted) Restricted								Percentage		
	2019								10	11	
	1	2	3	4	5	6	7	8			9
Total General Account	General Account Supporting Separate Account Activity (a)	Total Separate Account Restricted Assets	Separate Account Assets Supporting General Account Activity (b)	2019 Total (1 plus 3)	December 31, 2018	Increase/ (Decrease) (5 minus 6)	Total Non Admitted Restricted	Total Admitted Restricted (5 minus 8)	Gross (Admitted and Non Admitted) Restricted to Total Assets (c)	Admitted Restricted to Total Admitted Assets (d)	
a. Subject to contractual obligation for which liability is not shown	\$ —	\$ —	\$ —	\$ —	\$ —	\$ —	\$ —	\$ —	\$ —	0.00%	0.00%
b. Collateral held under security lending agreements	208,110,376	—	—	—	208,110,376	232,677,974	(24,567,598)	—	208,110,376	2.88	2.92
c. Subject to repurchase agreements	—	—	—	—	—	—	—	—	—	0.00	0.00
d. Subject to reverse repurchase agreements	—	—	—	—	—	—	—	—	—	0.00	0.00
e. Subject to dollar repurchase agreements	—	—	—	—	—	—	—	—	—	0.00	0.00
f. Subject to dollar reverse repurchase agreements	—	—	—	—	—	—	—	—	—	0.00	0.00
g. Placed under option contracts	—	—	—	—	—	—	—	—	—	0.00	0.00
h. Letter stock or securities restricted as to sale - excluding Federal Home Loan Bank ("FHLB") capital stock	—	—	—	—	—	—	—	—	—	0.00	0.00
i. FHLB capital stock	32,963,900	—	—	—	32,963,900	33,062,200	(98,300)	—	32,963,900	0.46	0.46
j. On deposit with states	4,763,939	—	—	—	4,763,939	4,783,875	(19,936)	—	4,763,939	0.07	0.07
k. On deposit with other regulatory bodies	—	—	—	—	—	—	—	—	—	0.00	0.00
l. Pledged collateral to FHLB (including assets backing funding agreements)	1,079,610,344	—	—	—	1,079,610,344	1,138,700,894	(59,090,550)	—	1,079,610,344	14.92	15.13
m. Pledged as collateral not captured in other categories	2,128,265	—	—	—	2,128,265	—	2,128,265	—	2,128,265	0.03	0.03
n. Other restricted assets	—	—	—	—	—	—	—	—	—	0.00	0.00
o. Total restricted assets	\$1,327,576,824	\$ —	\$ —	\$ —	\$1,327,576,824	\$1,409,224,943	\$ (81,648,119)	\$ —	\$1,327,576,824	18.35%	18.60%

(a) Subset of column 1.

(b) Subset of column 3.

(c) Column 5 divided by Asset Page. column 1, line 28

(d) Column 9 divided by Asset Page. column 3, line 28

(2) Details on the Company's assets pledged as collateral, not captured in other categories, as of September 30, were as follows:

Collateral Agreement	Gross Restricted							Percentage		
	2019							(9)	(10)	
	(1)	(2)	(3)	(4)	(5)	(6)	(7)			(8)
Total G/A	G/A Supporting Protected Cell Account Activity (a)	Total Protected Cell Account Restricted Assets	Protected Cell Account Assets Supporting G/A Activity (b)	2019 Total (1 plus 3)	December 31, 2018	Increase/ (Decrease) (5 minus 6)	Total Current Year Admitted Restricted	Gross Restricted to Total Assets	Admitted Restricted to Total Admitted Assets	
Derivative OTC Centrally Cleared - Securities Pledged	\$ 2,128,265	\$ —	\$ —	\$ —	2,128,265	\$ —	\$ 2,128,265	\$ 2,128,265	0.03%	0.03%
Total	\$ 2,128,265	\$ —	\$ —	\$ —	\$ 2,128,265	\$ —	\$ 2,128,265	\$ 2,128,265	0.03%	0.03%

(a) Subset of column 1.

(b) Subset of column 3.

(3) No significant change.

NOTES TO THE FINANCIAL STATEMENTS

(4) The Company's collateral received and reflected as assets at September 30, 2019, were as follows:

Collateral Assets	Book/Adjusted Carrying Value ("BACV")	Fair Value	% of BACV to Total Assets (Admitted and Nonadmitted)*	% of BACV to Total Admitted Assets**
Cash, Cash Equivalents and Short-Term Investments	\$ 55,241,153	\$ 55,243,845	0.8%	0.8%
Schedule D, Part 1	168,758,695	170,365,782	2.3	2.4
Schedule D, Part 2, Section 1	—	—	—	—
Schedule D, Part 2, Section 2	—	—	—	—
Schedule B	—	—	—	—
Schedule A	—	—	—	—
Schedule BA, Part 1	—	—	—	—
Schedule DL, Part 1	—	—	—	—
Other	421,118	421,118	—	—
Total Collateral Assets	\$ 224,420,966	\$ 226,030,745	3.1%	3.2%

* Column 1 divided by Asset Page, Line 28 (Column 1)

** Column 1 divided by Asset Page, Line 28 (Column 3)

	Amount	% of Liability to Total*
Recognized Obligation to Return Collateral Asset	\$ 224,341,832	4.9%

* Column 1 divided by Liability Page, Line 28 (Column 1)

M. Working Capital Finance Investments

The Company had no working capital finance investments as of September 30, 2019.

N. Offsetting and Netting of Assets and Liabilities

The Company had no assets and liabilities which are offset and reported net in accordance with a valid right to offset.

O. Structured Notes

A structured note is a direct debt issuance by a corporation, municipality, or government entity, ranking pari-passu with the issuer's other debt issuances of equal seniority where either: 1) the coupon and/or principal payments are linked, in whole or in part, to prices or payment streams from an index or indices, or assets deriving their value from other than the issuer's credit quality, or 2) the coupon and/or principal payments are leveraged by a formula that is different from either a fixed coupon, or a non-leveraged floating rate coupon linked to an interest rate index, including but not limited to London Interbank Offered Rate ("LIBOR") or the prime rate. Information regarding structured notes as of September 30, 2019 was as follows:

CUSIP	Actual Cost	Fair Value	Book Adjusted Carrying Value	Mortgage Referenced Security (YES/NO)
03938LAU8	\$ 1,060,000	\$ 1,041,330	\$ 1,011,677	NO
044209AF1	491,250	523,750	495,930	NO
706451BD2	1,720,926	2,425,500	1,852,565	NO
56501RAE6	10,653,510	10,932,451	10,612,869	NO
30711XC28	1,485,621	1,485,406	1,485,522	YES
Total	\$ 15,411,307	\$ 16,408,437	\$ 15,458,563	

P. 5GI Securities

The Company's 5GI Securities, as of:

Investment	Number of 5GI Securities		Aggregate BACV		Aggregate Fair Value	
	September 30, 2019	December 31, 2018	September 30, 2019	December 31, 2018	September 30, 2019	December 31, 2018
Bonds - AC ⁽¹⁾	—	—	\$ —	\$ —	\$ —	\$ —
Bonds - FV ⁽²⁾	—	1	—	5,290,182	—	5,290,182
LB&SS - AC	—	—	—	—	—	—
LB&SS - FV	—	—	—	—	—	—
Preferred Stock - AC	—	—	—	—	—	—
Preferred Stock - FV	—	—	—	—	—	—
Total	—	1	\$ —	\$ 5,290,182	\$ —	\$ 5,290,182

(1) - AC - Amortized Cost

(2) - FV - Fair Value

NOTES TO THE FINANCIAL STATEMENTS

Q. No significant change.

R. Prepayment Penalty and Acceleration Fees

During the nine months ended September 30, 2019, the Company had securities sold, redeemed or otherwise disposed of as a result of a callable feature. The number of securities sold, disposed or otherwise redeemed and the aggregate amount of investment income generated as a result of a prepayment penalty and/or acceleration fees were as follows:

	General Account	Protected Cell
Number of CUSIPs	6	—
Aggregate Amount of Investment Income	\$ 221,748	\$ —

6. *Joint Ventures, Partnerships and Limited Liability Companies*

No significant change.

7. *Investment Income*

A. Due and accrued income is excluded from surplus on the following bases:

All investment income due and accrued with amounts over 90 days past due are nonadmitted with the exception of mortgage loan investment income which is nonadmitted after 180 days, or if the underlying loan is in the process of foreclosure.

B. The total amount excluded was \$0 for the nine months ended September 30, 2019 and \$25,963 for the year ended December 31, 2018.

8. *Derivative Instruments*

As of September 30, 2019, there were no significant changes in the Company's derivative policy or investments other than those described below.

In 2019, the Company began using credit derivatives in replication synthetic asset transactions ("RSATs") to synthetically replicate investment risks and returns which are not readily available in the cash market. The Company carries RSATs at amortized cost.

Types of Derivatives

Credit Derivatives

Credit default swaps are used in RSATs to synthetically create investments that are either more expensive to acquire or otherwise unavailable in the cash markets. These transactions are a combination of a derivative and one or more cash instruments such as U.S. Treasury securities, agency securities or other bonds. These credit default swaps are not designated as hedging instruments. In certain instances, the Company may lock in the economic impact of existing credit default swaps used in RSATs by entering into offsetting positions. See Schedule DB, Part A.

Derivatives for Other than Hedging Purposes

The Company enters into credit default swaps used in RSATs for other than hedging purposes under SSAP 86.

Credit Risk

The Company enters into various collateral arrangements, which may require both the pledging and accepting of collateral in connection with its derivatives.

The table below summarizes the collateral pledged by the Company in connection with its OTC derivatives at:

	Securities ⁽¹⁾	
	September 30, 2019	December 31, 2018
Initial Margin:		
OTC-cleared	\$ 2,128,265	\$ —

(1) Securities pledged as collateral are reported in Bonds. Subject to certain constraints, the counterparties are permitted by contract to sell or repledge this collateral.

NOTES TO THE FINANCIAL STATEMENTS

The table below summarizes the collateral received by the Company in connection with its OTC derivatives at:

	Cash ⁽¹⁾		Securities ⁽²⁾		Total	
	September 30, 2019	December 31, 2018	September 30, 2019	December 31, 2018	September 30, 2019	December 31, 2018
Variation Margin:						
OTC-bilateral	\$ 7,838,574	\$ 4,041,574	\$ 282,536	\$ 214,698	\$ 8,121,110	\$ 4,256,272
OTC-cleared	1,532,258	—	—	—	1,532,258	—
Total OTC	\$ 9,370,832	\$ 4,041,574	\$ 282,536	\$ 214,698	\$ 9,653,368	\$ 4,256,272

(1) Cash collateral received is reported in cash, cash equivalents and short-term investments and the obligation to return the collateral is reported in aggregate write-ins for liabilities as cash collateral received on derivatives.

(2) Securities collateral received is held in separate custodial accounts and is not reflected in the financial statements. These amounts are also reported in Note 16 because the securities are held off-balance sheet.

9. Income Taxes

A. The components of net deferred tax assets (“DTA”) and deferred tax liabilities (“DTL”) consisted of the following:

	September 30, 2019		
	Ordinary	Capital	Total
Gross DTA	\$ 113,686,071	\$ —	\$ 113,686,071
Statutory valuation allowance adjustments	—	—	—
Adjusted gross DTA	113,686,071	—	113,686,071
DTA nonadmitted	—	—	—
Subtotal net admitted DTA	113,686,071	—	113,686,071
DTL	(38,312,270)	(130,747)	(38,443,017)
Net admitted DTA/(Net DTL)	\$ 75,373,801	\$ (130,747)	\$ 75,243,054

	December 31, 2018		
	Ordinary	Capital	Total
Gross DTA	\$ 122,147,828	\$ —	\$ 122,147,828
Statutory valuation allowance adjustments	—	—	—
Adjusted gross DTA	122,147,828	—	122,147,828
DTA nonadmitted	—	—	—
Subtotal net admitted DTA	122,147,828	—	122,147,828
DTL	(27,252,468)	(130,747)	(27,383,215)
Net admitted DTA/(Net DTL)	\$ 94,895,360	\$ (130,747)	\$ 94,764,613

	Change		
	Ordinary	Capital	Total
Gross DTA	\$ (8,461,757)	\$ —	\$ (8,461,757)
Statutory valuation allowance adjustments	—	—	—
Adjusted gross DTA	(8,461,757)	—	(8,461,757)
DTA nonadmitted	—	—	—
Subtotal net admitted DTA	(8,461,757)	—	(8,461,757)
DTL	(11,059,802)	—	(11,059,802)
Net admitted DTA/(Net DTL)	\$ (19,521,559)	\$ —	\$ (19,521,559)

NOTES TO THE FINANCIAL STATEMENTSAdmission calculation components - SSAP No. 101 *Income Taxes*, (“SSAP 101”):

	September 30, 2019		
	Ordinary	Capital	Total
Federal income taxes paid in prior years recoverable through loss carrybacks	\$ 3,700,000	\$ —	\$ 3,700,000
Adjusted gross DTA expected to be realized (excluding the amount of DTA from above) after application of the threshold limitation (the lesser of 1 and 2 below)	108,311,083	—	108,311,083
1. Adjusted gross DTA expected to be realized following the balance sheet date	108,311,083	—	108,311,083
2. Adjusted gross DTA allowed per limitation threshold	XXX	XXX	368,518,658
Adjusted gross DTA (excluding the amount of DTA from above) offset by gross DTL	1,674,988	—	1,674,988
DTA admitted as the result of application of SSAP 101 total	<u>\$ 113,686,071</u>	<u>\$ —</u>	<u>\$ 113,686,071</u>
	December 31, 2018		
	Ordinary	Capital	Total
Federal income taxes paid in prior years recoverable through loss carrybacks	\$ 849,000	\$ —	\$ 849,000
Adjusted gross DTA expected to be realized (excluding the amount of DTA from above) after application of the threshold limitation (the lesser of 1 and 2 below)	118,850,088	—	118,850,088
1. Adjusted gross DTA expected to be realized following the balance sheet date	118,850,088	—	118,850,088
2. Adjusted gross DTA allowed per limitation threshold	XXX	XXX	335,059,853
Adjusted gross DTA (excluding the amount of DTA from above) offset by gross DTL	2,448,740	—	2,448,740
DTA admitted as the result of application of SSAP 101 total	<u>\$ 122,147,828</u>	<u>\$ —</u>	<u>\$ 122,147,828</u>
	Change		
	Ordinary	Capital	Total
Federal income taxes paid in prior years recoverable through loss carrybacks	\$ 2,851,000	\$ —	\$ 2,851,000
Adjusted gross DTA expected to be realized (excluding the amount of DTA from above) after application of the threshold limitation (the lesser of 1 and 2 below)	(10,539,005)	—	(10,539,005)
1. Adjusted gross DTA expected to be realized following the balance sheet date	(10,539,005)	—	(10,539,005)
2. Adjusted gross DTA allowed per limitation threshold	XXX	XXX	33,458,805
Adjusted gross DTA (excluding the amount of DTA from above) offset by gross DTL	(773,752)	—	(773,752)
DTA admitted as the result of application of SSAP 101 total	<u>\$ (8,461,757)</u>	<u>\$ —</u>	<u>\$ (8,461,757)</u>
	2019	2018	
RBC percentage used to determine recovery period and threshold limitation amount	1004%	910%	
Amount of total adjusted capital used to determine recovery period and threshold limitation	\$ 2,457,133,142	\$ 2,227,277,307	

Management believes the Company will be able to utilize the DTA in the future without any tax planning strategies.

Do the Company’s tax planning strategies include the use of reinsurance? No

B. No significant change.

NOTES TO THE FINANCIAL STATEMENTS

C. Current income taxes incurred consisted of the following major components:

	<u>September 30, 2019</u>	<u>December 31, 2018</u>
Current Income Tax:		
Federal	\$ 22,985,644	\$ 45,945,223
Foreign	—	—
Subtotal	22,985,644	45,945,223
Federal income tax on net capital gains (losses)	(2,484,232)	(2,128,253)
Utilization of capital loss carryforwards	—	—
Other	—	—
Federal and foreign income taxes incurred	<u>\$ 20,501,412</u>	<u>\$ 43,816,970</u>

The changes in the main components of deferred income tax amounts were as follows:

DTA:	<u>September 30, 2019</u>	<u>December 31, 2018</u>	<u>Change</u>
Ordinary:			
Discounting of unpaid losses	\$ —	\$ —	\$ —
Unearned premium reserve	—	—	—
Policyholder reserves	88,713,993	84,074,161	4,639,832
Investments	—	1,305,076	(1,305,076)
Deferred acquisition costs	—	—	—
Policyholder dividends accrual	—	—	—
Fixed assets	—	—	—
Compensation and benefits accrual	—	—	—
Pension accrual	—	—	—
Receivables - nonadmitted	—	—	—
Net operating loss carryforward	—	—	—
Tax credit carryforwards	3,652,718	14,780,687	(11,127,969)
Other (including items <5% of total ordinary tax assets)	1,195,287	2,877,276	(1,681,989)
Nonadmitted assets	20,124,073	19,110,628	1,013,445
Subtotal	113,686,071	122,147,828	(8,461,757)
Statutory valuation allowance adjustment	—	—	—
Nonadmitted	—	—	—
Admitted ordinary DTA	<u>113,686,071</u>	<u>122,147,828</u>	<u>(8,461,757)</u>
Capital:			
Investments	—	—	—
Net capital loss carryforward	—	—	—
Real estate	—	—	—
Other (including items <5% of total capital tax assets)	—	—	—
Subtotal	—	—	—
Statutory valuation allowance adjustment	—	—	—
Nonadmitted	—	—	—
Admitted capital DTA	—	—	—
Admitted DTA	<u>\$ 113,686,071</u>	<u>\$ 122,147,828</u>	<u>\$ (8,461,757)</u>
DTL :			
Ordinary:			
Investments	\$ (10,346,425)	\$ —	\$ (10,346,425)
Fixed assets	(8,636,088)	(7,922,711)	(713,377)
Deferred and uncollected premiums	—	—	—
Policyholder reserves	(19,329,757)	(19,329,757)	—
Other (including items <5% of total ordinary tax liabilities)	—	—	—
Subtotal	(38,312,270)	(27,252,468)	(11,059,802)

NOTES TO THE FINANCIAL STATEMENTS

Capital:			
Investments	(130,747)	(130,747)	—
Real estate	—	—	—
Other (including items <5% of total capital tax liabilities)	—	—	—
Subtotal	<u>(130,747)</u>	<u>(130,747)</u>	<u>—</u>
DTL	<u>\$ (38,443,017)</u>	<u>\$ (27,383,215)</u>	<u>\$ (11,059,802)</u>
Net DTA/(DTL)	<u>\$ 75,243,054</u>	<u>\$ 94,764,613</u>	<u>\$ (19,521,559)</u>
		Tax effect of unrealized gains (losses)	10,096,132
		Change in net DTA	<u>\$ (9,425,427)</u>

- D. The provision for Federal and foreign income taxes incurred is different from that which would be obtained by applying the statutory Federal income tax rate to net gain (loss) from operations after dividends to policyholders and before Federal income tax. The significant items causing the difference were as follows:

	<u>September 30, 2019</u>
Net income, before net realized capital gains (losses), after dividends to policyholders and before all other Federal and foreign income taxes @ 21%	\$ 43,436,897
Net realized capital gains (losses) @ 21%	(2,562,728)
Tax effect of:	
Meals and entertainment	318,141
Nondeductible expenses	40,880
Penalties	1,092
Tax credits	(51,068)
Dividend received deduction	(427,189)
Prior years adjustments and accruals	(498,637)
Change in nonadmitted assets	(1,013,445)
Tax exempt income	(9,317,104)
Total statutory income taxes (benefit)	<u>\$ 29,926,839</u>
Federal and foreign income taxes incurred including tax on realized capital gains	\$ 20,501,412
Change in net DTA	9,425,427
Total statutory income taxes (benefit)	<u>\$ 29,926,839</u>

- E-H. No significant change.

- I. The Company's recognized amount of Alternative Minimum Tax ("AMT") Credit was as follows:

	<u>September 30, 2019</u>
(1) Gross AMT Credit Recognized as:	
a. Current year recoverable	\$ 10,952,992
b. DTA	\$ 3,650,997
(2) Beginning Balance of AMT Credit Carryforward	\$ 14,778,538
(3) Amounts Recovered	10,952,992
(4) Adjustments	174,549
(5) Ending Balance of AMT Credit Carryforward (5=2-3-4)	3,650,997
(6) Reduction for Sequestration	—
(7) Nonadmitted by Reporting Entity	—
(8) Reporting Entity Ending Balance (8=5-6-7)	<u>\$ 3,650,997</u>

10. Information Concerning Parents, Subsidiaries, Affiliates and Other Related Parties

- A-C. No significant change.

- D. The Company has receivables and payables with affiliates for services necessary to conduct its business. Receivables expected to be settled within 90 days are admitted. Receivables from affiliates totaled \$32,660,322 and \$30,688,028 at September 30, 2019 and December 31, 2018, respectively, of which \$30,079 and \$646,198 were nonadmitted. Payables to affiliates totaled \$32,934,139 and \$32,192,478 at September 30, 2019 and December 31, 2018, respectively.

- E-O. No significant change.

NOTES TO THE FINANCIAL STATEMENTS

11. Debt

A. Debt

- (1-6) During 2018 and 2019, the Company issued short-term advances associated with FHLB of Boston agreements with stated maturity dates in 2019 and 2020. At September 30, 2019, the Company had \$800,000,000 of short-term debt outstanding, plus accrued interest of \$1,295,181, with issue dates in 2019 and stated maturity dates in 2019 and 2020. Interest is paid monthly between 2.03% and 2.78%. The debt is required to be collateralized by assets in the general account of the Company with a fair value at least equal to the outstanding principal.
- (7) At September 30, 2019, securities with a carrying value of \$1,079,610,344 and a fair value of \$1,158,156,581 served as collateral for this borrowing.
- (8) Interest paid during 2019 on short-term advances was \$15,829,639.
- (9) The Company had no significant debt terms, covenants or any violations of the above debt.
- (10) The Company had no sinking fund requirements for each of the 5 years subsequent to September 30, 2019.
- (11) None of the debt was considered to be extinguished by in-substance defeasance prior to the effective date of this statement.
- (12) The Company had no reverse repurchase agreements.

B. Federal Home Loan Bank Agreements

- (1) The Company is a member of the FHLB of Boston. Through its membership, the Company has conducted business activity (borrowings) with the FHLB. It is part of the Company's strategy to utilize these funds as a source of contingent liquidity as well as for spread margin businesses. The Company has determined the actual or estimated maximum borrowing capacity as \$3,568,825,233. The Company calculated this amount in accordance with RI regulatory and or FHLB specific borrowing limits.

(2) FHLB Capital Stock

- a. The Company's aggregate total for FHLB capital stock was as follows at:

	September 30, 2019		
	Total	General Account	Separate Account
Membership stock - Class A	\$ —	\$ —	\$ —
Membership stock - Class B	963,900	963,900	—
Activity stock	32,000,000	32,000,000	—
Excess stock	—	—	—
Aggregate total	\$ 32,963,900	\$ 32,963,900	\$ —
Actual or estimated borrowing capacity as determined by the insurer	\$ 3,568,825,233	\$ 3,568,825,233	—

	December 31, 2018		
	Total	General Account	Separate Account
Membership stock - Class A	\$ —	\$ —	\$ —
Membership stock - Class B	1,062,200	1,062,200	—
Activity stock	32,000,000	32,000,000	—
Excess stock	—	—	—
Aggregate total	\$ 33,062,200	\$ 33,062,200	\$ —
Actual or estimated borrowing capacity as determined by the insurer	\$ 3,421,193,284	\$ 3,421,193,284	—

- b. The Company's membership stock (Class A and B) eligible for redemption at September 30, 2019 was as follows:

	Total	Not Eligible for Redemption	Less Than 6 Months	6 Months to Less Than 1 Year	1 to Less Than 3 Years	3 to 5 Years
Membership stock						
Class A	\$ —	\$ —	\$ —	\$ —	\$ —	\$ —
Class B	\$ 963,900	\$ 963,900	\$ —	\$ —	\$ —	\$ —

NOTES TO THE FINANCIAL STATEMENTS

(3) The Company's collateral pledged to FHLB was as follows:

a. Amount pledged as of:

	September 30, 2019		
	Fair Value	Carrying Value	Aggregate Total Borrowing
1. Total collateral pledged - Total General and Separate Accounts	\$ 1,158,156,581	\$ 1,079,610,344	\$ 800,000,000
2. Total collateral pledged - General Account	\$ 1,158,156,581	\$ 1,079,610,344	\$ 800,000,000
3. Total collateral pledged - Separate Account	\$ —	\$ —	\$ —
	December 31, 2018		
4. Total collateral pledged - Total General and Separate Accounts	\$ 1,188,185,814	\$ 1,138,700,894	\$ 800,000,000

b. Maximum amount pledged during the reporting period ended:

	September 30, 2019		
	Fair Value	Carrying Value	Amount Borrowed at Time of Maximum Collateral
1. Maximum collateral pledged - Total General and Separate Accounts	\$ 1,181,466,502	\$ 1,101,339,386	\$ 800,000,000
2. Maximum collateral pledged - General Account	\$ 1,181,466,502	\$ 1,101,339,386	\$ 800,000,000
3. Maximum collateral pledged - Separate Account	\$ —	\$ —	\$ —
	December 31, 2018		
4. Maximum collateral pledged - Total General and Separate Accounts	\$ 1,253,364,665	\$ 1,201,165,212	\$ 800,000,000

(4) The Company's borrowing from FHLB was as follows:

a. Amount borrowed as of:

	September 30, 2019			
	Total	General Account	Separate Account	Funding Agreements Reserves Established
Debt	\$ 800,000,000	\$ 800,000,000	—	—
Funding agreements	—	—	—	—
Other	—	—	—	—
Aggregate total	<u>\$ 800,000,000</u>	<u>\$ 800,000,000</u>	<u>\$ —</u>	<u>\$ —</u>
	December 31, 2018			
Debt	\$ 800,000,000	\$ 800,000,000	—	—
Funding agreements	—	—	—	—
Other	—	—	—	—
Aggregate total	<u>\$ 800,000,000</u>	<u>\$ 800,000,000</u>	<u>\$ —</u>	<u>\$ —</u>

b. Maximum amount borrowed during the reporting period ended:

	September 30, 2019		
	Total	General Account	Separate Account
Debt	\$ 800,000,000	\$ 800,000,000	\$ —
Funding agreements	—	—	—
Other	—	—	—
Aggregate total	<u>\$ 800,000,000</u>	<u>\$ 800,000,000</u>	<u>\$ —</u>

c. FHLB - Prepayment Obligations:

	Does the company have prepayment obligations under the following arrangements (yes/no)?
Debt	No
Funding agreements	—
Other	—

NOTES TO THE FINANCIAL STATEMENTS

12. Retirement Plans, Deferred Compensation, Postemployment Benefits and Compensated Absences and Other Postretirement Benefit Plans

A. Defined Benefit Plan

As of September 30, 2019, the Company did not sponsor a defined benefit plan.

B-I. No significant change.

13. Capital and Surplus, Shareholder's Dividend Restrictions and Quasi Reorganizations

(1-9) No significant change.

(10) The portion of unassigned funds (surplus) represented by cumulative unrealized gains (losses) was \$236,064,945 at September 30, 2019.

(11-13) No significant change.

14. Liabilities, Contingencies and Assessments

A. Contingent Commitments

(1) The Company makes commitments to fund partnership investments in the normal course of business. The amount of these unfunded commitments is \$207,744,490 at September 30, 2019.

(2-3) No significant change.

B-F. No significant change.

G. All Other Contingencies

In *Jackson v Boucher*, MPC anticipates a NV bad faith suit from its alleged failure to disclose settlement opportunities to its insured. MPC will vigorously defend the underlying claim against its insured and any subsequent bad faith suit.

In *Martin v Miner*, Metropolitan Group Property and Casualty Company ("MGPC") anticipates a bad faith claim arising from MGPC's alleged failure to timely offer the policy limits to the plaintiff in order to settle his claim against MGPC's insured. MGPC will vigorously defend the underlying claim against its insured and any subsequent bad faith claim.

In *Montez v Perez*, MPC anticipates a CA bad faith suit from its alleged failure to promptly respond to a claimants' settlement demand. MPC will vigorously defend the underlying claim against its insured and any subsequent bad faith suit.

In *John George v MPC*, the Company is defending a CO bad faith claim for failing to settle the insured's underinsured motorist claim. MPC is vigorously defending the suit.

Various litigation, claims and assessments against the Company, in addition to those discussed above and those otherwise provided for in the Company's financial statements, have arisen in the course of the Company's business, including, but not limited to, in connection with its activities as an insurer, employer, investor or taxpayer. Further, state insurance regulatory and other federal and state authorities regularly make inquiries and conduct investigations concerning the Company's compliance with applicable insurance and other laws and regulations.

On a quarterly and annual basis, management reviews relevant information with respect to liabilities for litigation, regulatory investigations and litigation-related contingencies to be reflected in the Company's financial statements. Liabilities are established when it is probable that a loss has been incurred and the amount of the loss can be reasonably estimated.

It is not possible to predict the ultimate outcome of all pending investigations and legal proceedings. In some of the matters, large and/or indeterminate amounts, including punitive and treble damages, may be sought. Although, in light of these considerations, it is possible that an adverse outcome in certain cases could have a material effect upon the Company's financial position, based on information currently known by the Company's management, in its opinion, the outcomes of pending investigations and legal proceedings are not likely to have such an effect. However, given the large and/or indeterminate amounts that may be sought in certain of these matters and the inherent unpredictability of litigation, it is possible that an adverse outcome in certain matters could, from time to time, have a material effect on the Company's net income or cash flows in any particular period.

15. Leases

No significant change.

NOTES TO THE FINANCIAL STATEMENTS**16. Information about Financial Instruments with Off-Balance Sheet Risk and Financial Instruments with Concentrations of Credit Risk**

- (1) The table below summarizes the notional amount of the Company's financial instruments (derivatives that are designated as effective hedging instruments) with off-balance sheet credit risk at:

	Assets		Liabilities	
	September 30, 2019	December 31, 2018	September 30, 2019	December 31, 2018
Swaps	\$ 118,217,290	\$ 14,956,590	\$ 10,248,681	\$ 1,381,682
Futures	—	—	—	—
Options	—	—	—	—
Total	<u>\$ 118,217,290</u>	<u>\$ 14,956,590</u>	<u>\$ 10,248,681</u>	<u>\$ 1,381,682</u>

- (2) No significant change.
- (3) The Company may be exposed to credit-related losses in the event of nonperformance by counterparties to derivatives. Generally, the current credit exposure of the Company's derivatives is limited to the net positive estimated fair value of derivatives at the reporting date after taking into consideration the existence of master netting or similar agreements and any collateral received pursuant to such agreements.

The Company manages its credit risk related to derivatives by entering into transactions with creditworthy counterparties and establishing and monitoring exposure limits. The Company's OTC derivative transactions are governed by International Swaps and Derivatives Association, Inc. ("ISDA") Master Agreements which provide for legally enforceable set-off and close-out netting of exposures to specific counterparties in the event of early termination of a transaction, which includes, but is not limited to, events of default and bankruptcy. In the event of an early termination, the Company is permitted to set-off receivables from the counterparty against payables to the same counterparty arising out of all included transactions. Substantially all of the Company's ISDA Master Agreements also include Credit Support Annex provisions which may require both the pledging and accepting of collateral in connection with its OTC derivatives.

Off-balance sheet credit exposure is the excess of positive estimated fair value over positive book/adjusted carrying value for the Company's highly effective hedges at the reporting date. All collateral received from counterparties to mitigate credit-related losses is deemed worthless for the purpose of calculating the Company's off-balance sheet credit exposure. The off-balance sheet credit exposure of the Company's swaps was \$1,349,071 and \$369,757 at September 30, 2019 and December 31, 2018, respectively.

- (4) At September 30, 2019 and December 31, 2018, the estimated fair value of collateral consisting of various securities received by the Company on its OTC-bilateral derivatives was \$282,536 and \$214,698, respectively, which was held in separate custodial accounts and is not reflected in the financial statements.

17. Sale, Transfer and Servicing of Financial Assets and Extinguishments of Liabilities**A. Transfers of Receivables Reported as Sales**

No significant change.

B. Transfer and Servicing of Financial Assets

- (1) The Company participates in a securities lending program whereby securities, which are included in invested assets, are loaned to third parties, primarily brokerage firms and commercial banks. The Company accepts collateral of 102% of the fair value of the loaned securities to be separately maintained as collateral for the loans.

Securities with a cost or amortized cost of \$208,110,376 and an estimated fair value of \$209,978,716 were on loan under the program at September 30, 2019. The Company was liable for cash collateral under its control of \$214,971,000 at September 30, 2019.

The Company does not hold any security collateral over which it does not have exclusive control at September 30, 2019.

The Company does not have collateral for securities lending that extends beyond one year from September 30, 2019.

- (2-3) The Company did not have any servicing assets or servicing liabilities during the nine months ended September 30, 2019.
- (4) The Company did not have securitizations asset-backed financing arrangements, and similar transfers accounted for as sales where the Company has continued involvement with the transferred financial assets.
- (5-7) No significant change.

C. Wash Sales

- (1) In the course of the Company's asset management, securities are not sold and reacquired within 30 days of the sale date to enhance the Company's yield on its investment portfolio. There may be occasional isolated incidents where wash sales occur.

NOTES TO THE FINANCIAL STATEMENTS

- (2) The Company had no wash sales with an NAIC designation 3 or below or unrated securities during the quarter ended September 30, 2019.

18. Gain or Loss to the Reporting Entity from Uninsured Plans and the Uninsured Portion of Partially Insured Plans

No significant change.

19. Direct Premium Written/Produced by Managing General Agents/Third Party Administrators

No significant change.

20. Fair Value Measurement

- A. (1) Assets and Liabilities Measured and Reported at Estimated Fair Value or Net Asset Value (“NAV”) at Reporting Date

Hierarchy Table

The following table provides information about financial assets and liabilities measured and reported at estimated fair value or NAV at:

	September 30, 2019				
	Fair Value Measurements at Reporting Date Using			NAV	Total
	Level 1	Level 2	Level 3		
Assets					
Bonds					
All Other Governments	\$ —	\$ 1,970,001	\$ —	\$ —	\$ 1,970,001
Industrial & Miscellaneous	—	51,511,268	22,605,188	—	74,116,456
Total bonds	—	53,481,269	22,605,188	—	76,086,457
Perpetual preferred stocks					
Industrial & Miscellaneous	—	—	43,044,000	—	43,044,000
Common stocks					
Industrial & Miscellaneous ⁽¹⁾	36,041,143	32,963,900	—	—	69,005,043
Derivative assets ⁽²⁾					
Foreign currency exchange rate	—	968,231	—	—	968,231
Total assets	\$ 36,041,143	\$ 87,413,400	\$ 65,649,188	\$ —	\$ 189,103,731

⁽¹⁾ Common stocks as presented in the table above may differ from the amounts presented in the Statutory Statements of Assets, Liabilities, Surplus and Other Funds because certain of these investments are not measured at estimated fair value (e.g., affiliated common stocks carried at underlying equity, etc.).

⁽²⁾ Derivative assets presented in the table above represent only those derivatives that are carried at estimated fair value. Accordingly, the amounts above exclude derivatives carried at amortized cost, which include highly effective derivatives and replication synthetic asset transactions.

Transfers between Levels 1 and 2 - During the quarter ended September 30, 2019, transfers between Levels 1 and 2 were not significant. Transfers between levels are assumed to occur at the beginning of the period.

- (2) Assets and Liabilities Measured and Reported at Estimated Fair Value at Reporting Date

Rollforward Table – Level 3 Assets and Liabilities

A rollforward of the estimated fair value measurements for all assets and liabilities measured and reported at estimated fair value using significant unobservable (Level 3) inputs for their respective time periods is as follows:

	Estimated Fair Value Measurements in Level 3 of the Fair Value Hierarchy									
	Balance, June 30, 2019	Transfer into Level 3	Transfer out of Level 3	Total Gains and Losses included in Net Income	Total Gains and Losses included in Capital and Surplus	Purchases	Sales ⁽²⁾	Issuances	Settlements	Balance, September 30, 2019
Assets										
Bonds - Industrial & Miscellaneous	\$ 17,179,436	\$ 7,011,095	\$(1,099,713)	\$ (11,705)	\$ (369,533)	\$ —	\$ (104,392)	\$ —	\$ —	\$ 22,605,188
Perpetual preferred stocks - Industrial & Miscellaneous	41,755,540	—	—	—	1,288,460	—	—	—	—	43,044,000
Total	\$ 58,934,976	\$ 7,011,095	\$(1,099,713)	\$ (11,705)	\$ 918,927	\$ —	\$ (104,392)	\$ —	\$ —	\$ 65,649,188

⁽¹⁾ Interest and dividend accruals, as well as cash interest coupons and dividends received, are excluded from the rollforward.

⁽²⁾ The amount reported within purchases, sales, issuances and settlements is the purchase/issuance price (for purchases and issuances) and the sales/settlement proceeds (for sales and settlements) based upon the actual date purchased/issued or sold/settled.

Transfers between Levels

Overall, transfers between levels occur when there are changes in the observability of inputs and market activity. Transfers into or out of any level are assumed to occur at the beginning of the period.

NOTES TO THE FINANCIAL STATEMENTS

Transfers into or out of Level 3

Transfers into or out of Level 3 are presented in the table above. Assets and liabilities are transferred into Level 3 when a significant input cannot be corroborated with market observable data. This occurs when market activity decreases significantly and underlying inputs cannot be observed, current prices are not available and/or when there are significant variances in quoted prices, thereby affecting transparency. Assets and liabilities are transferred out of Level 3 when circumstances change such that a significant input can be corroborated with market observable data. This may be due to a significant increase in market activity, a specific event, or one or more significant input(s) becoming observable.

During the quarter ended September 30, 2019, transfers into Level 3, for bonds of \$7,011,095 resulted primarily from current market conditions characterized by a lack of trading activity and decreased liquidity. These current market conditions have resulted in decreased transparency of valuations and an increased use of broker quotations and unobservable inputs to determine estimated fair value.

During the quarter ended September 30, 2019, transfers out of Level 3, for bonds of \$1,099,713 resulted primarily from increased transparency of: (i) new issuances which, subsequent to issuance and establishment of trading activity, became priced by pricing services and (ii) existing issuances for which the Company, over time, was able to corroborate with pricing received from independent pricing services with observable inputs or increases in market activity.

- (3) Transfers between levels are assumed to occur at the beginning of the period.
- (4) Assets and Liabilities Measured and Reported at Estimated Fair Value at Reporting Date

Valuation Techniques and Inputs for Level 2 and Level 3 Assets and Liabilities by Major Classes of Assets and Liabilities:

When developing estimated fair values, the Company considers two broad valuation techniques: (i) the market approach and (ii) the income approach. The Company determines the most appropriate valuation technique to use, given what is being measured and the availability of sufficient inputs, giving priority to observable inputs.

The Company categorizes its financial assets and liabilities into a three-level hierarchy, based on the significant input with the lowest level in their valuation. The input levels are as follows. Level 1 - Unadjusted quoted prices in active markets for identical assets or liabilities. The Company defines active markets based on average trading volume for common stock. The size of the bid/ask spread is used as an indicator of market activity for bonds. Level 2 - Quoted prices in markets that are not active or inputs that are observable either directly or indirectly. These inputs can include quoted prices for similar but not identical assets or liabilities other than quoted prices in Level 1, quoted prices in markets that are not active, or other significant inputs that are observable or can be derived principally from or corroborated by observable market data for substantially the full term of the assets or liabilities. Level 3 - Unobservable inputs that are supported by little or no market activity and are significant to the determination of estimated fair value of the assets and liabilities. Unobservable inputs reflect the reporting entity's own assumptions about the assumptions that market participants would use in pricing the asset or liability.

The valuation of most instruments listed below are determined using independent pricing sources, matrix pricing, discounted cash flow methodologies or other similar techniques that use either observable market inputs or unobservable inputs.

NOTES TO THE FINANCIAL STATEMENTS

Instrument	Level 2 Observable Inputs	Level 3 Unobservable Inputs
Bonds		
U.S. corporate and Foreign corporate securities - included within Industrial & Miscellaneous		
	Valuation Techniques: Principally the market and income approaches. Key Inputs: <ul style="list-style-type: none"> • quoted prices in markets that are not active • benchmark yields; spreads off benchmark yields; new issuances; issuer rating • trades of identical or comparable securities; duration • privately-placed securities are valued using the additional key inputs: <ul style="list-style-type: none"> • market yield curve; call provisions • observable prices and spreads for similar public or private securities that incorporate the credit quality and industry sector of the issuer • delta spread adjustments to reflect specific credit-related issues 	Valuation Techniques: Principally the market approach. Key Inputs: <ul style="list-style-type: none"> • illiquidity premium • delta spread adjustments to reflect specific credit-related issues • credit spreads • quoted prices in markets that are not active for identical or similar securities that are less liquid and based on lower levels of trading activity than securities classified in Level 2 • independent non-binding broker quotations
Loan-backed securities - included within Industrial & Miscellaneous		
	<ul style="list-style-type: none"> • not applicable 	Valuation Techniques: Principally the market and income approaches. Key Inputs: <ul style="list-style-type: none"> • credit spreads • quoted prices in markets that are not active for identical or similar securities that are less liquid and based on lower levels of trading activity than securities classified in Level 2 • independent non-binding broker quotations
Foreign governments - included within All Other Governments		
	Valuation Techniques: Principally the market approach Key Inputs: <ul style="list-style-type: none"> • quoted prices in markets that are not active • benchmark U.S. Treasury yield or other yields • the spread off the U.S. Treasury yield curve for the identical security • issuer ratings and issuer spreads; broker-dealer quotes • comparable securities that are actively traded 	<ul style="list-style-type: none"> • not applicable
Common and preferred stocks		
	Valuation Techniques: Principally the market approach <ul style="list-style-type: none"> • quoted prices in markets that are not active 	Valuation Techniques: Principally the market and income approaches. Key Inputs: <ul style="list-style-type: none"> • credit ratings; issuance structures • quoted prices in markets that are not active for identical or similar securities that are less liquid and based on lower levels of trading activity than securities classified in Level 2 • independent non-binding broker quotations
Derivatives ⁽¹⁾		
Foreign Currency Exchange Rate		
	Valuation Techniques: Principally the income approach Key Inputs: <ul style="list-style-type: none"> • swap yield curves • basis curves • currency spot rates • cross currency basis curves 	<ul style="list-style-type: none"> • not applicable

⁽¹⁾ Valuations of non-option-based derivatives utilize present value techniques, whereas valuations of option-based derivatives utilize option pricing models.

B. The Company provides additional fair value information in Notes 5, 11, 17, and 21.

NOTES TO THE FINANCIAL STATEMENTS

C. Estimated Fair Value of All Financial Instruments

Information related to the aggregate fair value of financial instruments is shown below at:

September 30, 2019							
	Aggregate Fair Value	Admitted Value	Level 1	Level 2	Level 3	NAV	Not Practicable (Carrying Value)
Assets							
Bonds	\$3,681,362,659	\$3,465,098,403	\$ 141,199,990	\$3,434,267,736	\$105,894,933	\$ —	\$ —
Preferred stocks	48,944,008	48,944,000	—	5,900,000	43,044,008	—	—
Common stocks - unaffiliated	69,005,043	69,005,043	36,041,143	32,963,900	—	—	—
Mortgage loans	375,422,536	362,806,558	—	—	375,422,536	—	—
Cash, cash equivalents and short-term investments	20,010,141	19,930,767	(7,243,745)	26,086,632	1,167,254	—	—
Derivative assets ⁽¹⁾	9,976,904	9,146,987	—	9,976,904	—	—	—
Investment income due and accrued	41,222,520	41,222,520	—	41,222,520	—	—	—
Receivables for investments other than securities	74,569	74,569	—	74,569	—	—	—
Total assets	<u>\$4,246,018,380</u>	<u>\$4,016,228,847</u>	<u>\$ 169,997,388</u>	<u>\$3,550,492,261</u>	<u>\$25,528,731</u>	<u>\$ —</u>	<u>\$ —</u>
Liabilities							
Derivative liabilities ⁽¹⁾	(258,247)	23,222	—	(258,247)	—	—	—
Borrowed money (including interest thereon)	801,295,181	801,295,181	—	801,295,181	—	—	—
Cash collateral received on derivatives	9,370,832	9,370,832	—	9,370,832	—	—	—
Total liabilities	<u>\$ 810,407,766</u>	<u>\$ 810,689,235</u>	<u>\$ —</u>	<u>\$ 810,407,766</u>	<u>\$ —</u>	<u>\$ —</u>	<u>\$ —</u>

December 31, 2018							
	Aggregate Fair Value	Admitted Value	Level 1	Level 2	Level 3	NAV	Not Practicable (Carrying Value)
Assets							
Bonds	\$3,498,974,487	\$3,427,314,123	\$ 166,828,409	\$3,248,057,619	\$ 84,088,459	\$ —	\$ —
Preferred stocks	44,841,408	44,841,400	—	5,900,000	38,941,408	—	—
Common stocks - unaffiliated	65,943,608	65,943,608	32,881,408	33,062,200	—	—	—
Mortgage loans	293,517,694	293,616,871	—	—	293,517,694	—	—
Cash, cash equivalents and short-term investments	(39,077,917)	(39,077,917)	(53,866,066)	14,788,149	—	—	—
Derivative assets ⁽¹⁾	4,689,736	5,201,276	—	4,689,736	—	—	—
Investment income due and accrued	39,346,742	39,346,742	—	39,346,742	—	—	—
Receivables for investments other than securities	165,789	165,789	—	165,789	—	—	—
Total assets	<u>\$3,908,401,547</u>	<u>\$3,837,351,892</u>	<u>\$ 145,843,751</u>	<u>\$3,346,010,235</u>	<u>\$416,547,561</u>	<u>\$ —</u>	<u>\$ —</u>
Liabilities							
Derivative liabilities ⁽¹⁾	242,111	196,392	—	242,111	—	—	—
Borrowed money (including interest thereon)	801,506,778	801,506,778	—	801,506,778	—	—	—
Cash collateral received on derivatives	4,041,574	4,041,574	—	4,041,574	—	—	—
Total liabilities	<u>\$ 805,790,463</u>	<u>\$ 805,744,744</u>	<u>\$ —</u>	<u>\$ 805,790,463</u>	<u>\$ —</u>	<u>\$ —</u>	<u>\$ —</u>

⁽¹⁾ Classification of derivatives is based on each derivative's positive (asset) or negative (liability) book/adjusted carrying value, which equals the net admitted assets and liabilities.

Assets and Liabilities

The methods and significant assumptions used to estimate the fair value of all financial instruments are presented below.

The Company defines fair value as the price that would be received to sell an asset or paid to transfer a liability (an exit price) in the principal or most advantageous market for the asset or liability in an orderly transaction between market participants on the measurement date. In most cases, the exit price and the transaction (or entry) price will be the same at initial recognition.

Excluded from the disclosure are general account investments accounted for under the equity method.

Bonds, Stocks, Cash, Cash Equivalents and Short-term Investments

When available, the estimated fair value for bonds, including loan-backed securities, preferred stocks, unaffiliated common stocks, cash equivalents and short-term investments are based on quoted prices in active markets that are readily and regularly obtainable. Generally, these investments are classified in Level 1, are the most liquid of the Company's securities holdings and valuation of these securities does not involve management's judgment.

When quoted prices in active markets are not available, the determination of estimated fair value is based on market standard valuation methodologies, giving priority to observable inputs. The significant inputs to the market standard valuation methodologies for certain types of securities with reasonable levels of price transparency are inputs that are observable in the market or can be derived principally from or corroborated by observable market data. Generally, these investments are classified in Level 2.

When observable inputs are not available, the market standard valuation methodologies rely on inputs that are significant

NOTES TO THE FINANCIAL STATEMENTS

to the estimated fair value that are not observable in the market or cannot be derived principally from or corroborated by observable market data. These unobservable inputs can be based in large part on management's judgment or estimation, and cannot be supported by reference to market activity. Even though these inputs are unobservable, management believes they are consistent with what other market participants would use when pricing such securities and are considered appropriate given the circumstances. Generally, these investments are classified in Level 3.

The use of different methodologies, assumptions and inputs may have a material effect on the estimated fair values of the Company's securities holdings.

The estimated fair value for cash approximates carrying value and is classified as Level 1 given the nature of cash.

Mortgage Loans

For mortgage loans, estimated fair value is primarily determined by estimating expected future cash flows and discounting them using current interest rates for similar mortgage loans with similar credit risk, or is determined from pricing for similar mortgage loans. The estimated fair values for impaired mortgage loans are principally obtained by estimating the fair value of the underlying collateral using market standard appraisal and valuation methods. Mortgage loans valued using significant unobservable inputs are classified in Level 3.

Derivatives

The estimated fair value of OTC derivatives is determined through the use of pricing models. The determination of estimated fair value, when quoted market values are not available, is based on market standard valuation methodologies and inputs that management believes are consistent with what other market participants would use when pricing such instruments. The significant inputs to the pricing models for most OTC derivatives are inputs that are observable in the market or can be derived principally from, or corroborated by, observable market data. Significant inputs that are observable generally include interest rates, foreign currency exchange rates, interest rate curves, credit curves and volatility. Derivative valuations can be affected by changes in interest rates, foreign currency exchange rates, financial indices, credit spreads, default risk, nonperformance risk, volatility, liquidity and changes in estimates and assumptions used in pricing models. Generally, these derivatives are classified in Level 2.

Most inputs for OTC derivatives are mid-market inputs but, in certain cases, liquidity adjustments are used when they are deemed more representative of exit value. Market liquidity, as well as the use of different methodologies, assumptions and inputs may have a material effect on the estimated fair values of the Company's derivatives and could materially affect the net change in capital and surplus.

Investment Income Due and Accrued

Due to the short-term nature of investment income due and accrued, the Company believes there is minimal risk of material changes in interest rates or the credit of the issuer such that estimated fair value approximates carrying value. These amounts are generally classified as Level 2.

Receivables for Investments Other than Securities

The estimated fair value of receivables for investments other than securities approximates carrying value. The receivable account, classified within Level 2, essentially represents the equivalent of demand receivable balances and is generally received over a short period. Excluded from the disclosure are those assets that are not considered to be financial instruments subject to this disclosure.

Borrowed Money (Including Interest Thereon)

The estimated fair value for borrowed money (including interest thereon) approximates carrying value due to the short-term maturities of these instruments. These amounts are generally classified in Level 2.

Cash Collateral Received on Derivatives

The estimated fair value of cash collateral received on derivatives approximates carrying value as these obligations are short-term in nature. These amounts are generally classified in Level 2.

- D. At September 30, 2019, the Company had no investments where it was not practicable to estimate fair value.
- E. The Company did not have any investments that were measured using NAV as a practical expedient as of September 30, 2019.

21. Other Items

- A-E. No significant change.
- F. Subprime Mortgage Related Risk Exposure
 - (1-2) No significant change.

NOTES TO THE FINANCIAL STATEMENTS

- (3) At September 30, 2019, the Company had direct exposure to subprime mortgage risk through other investments as follows:

	Actual Cost	BACV (excluding interest)	Fair Value	OTTI Losses Recognized
RMBS	\$ 18,804,716	\$ 18,778,442	\$ 19,045,612	\$ —
Total	\$ 18,804,716	\$ 18,778,442	\$ 19,045,612	\$ —

- (4) No significant change.

G. Insurance-Linked Securities Contracts

No significant change.

22. Events Subsequent

The Company has evaluated events subsequent to September 30, 2019 through November 8, 2019, which is the date these financial statements were available to be issued, and has determined there are no material subsequent events requiring adjustment to or disclosure in the financial statements.

The Company is not subject to the annual fee imposed under Section 9010 of the Affordable Care Act (“ACA”).

23. Reinsurance

No significant change.

24. Retrospectively Rated Contracts & Contracts Subject to Redetermination

A-E. No significant change.

F. The Company is not subject to the risk sharing provision of the ACA.

25. Change in Incurred Losses and Loss Adjustment Expenses

A. The loss and loss adjustment expense reserves as of December 31, 2018 were \$1,515 million. As of September 30, 2019, \$684 million has been paid for incurred claims and claims adjustment expenses attributable to insured events of prior years. Reserves remaining for prior years are now \$807 million as of result of re-estimation of unpaid claims and claims adjustment expenses. Therefore, there has been \$24 million favorable prior year development from December 31, 2018 to September 30, 2019. The decrease is generally the result of re-estimation of the ultimate losses for the auto property and home property segments due to an increase in the estimate of ultimate salvage and subrogation recoverable. This was offset by an increase of \$3.3 million due to the small commercial segment. The Company has no retrospectively rated policies.

B. There were no significant changes in methodologies and assumptions used in calculating the liability for unpaid losses and loss adjustment expenses during the nine months ended September 30, 2019.

26. Intercompany Pooling Arrangements

No significant change.

27. Structured Settlements

No significant change.

28. Health Care Receivables

No significant change.

29. Participating Policies

No significant change.

30. Premium Deficiency Reserves

No significant change.

31. High Deductibles

No significant change.

32. Discounting of Liabilities for Unpaid Losses or Unpaid Loss Adjustment Expenses

No significant change.

NOTES TO THE FINANCIAL STATEMENTS

33. Asbestos/Environmental Reserves

No significant change.

34. Subscriber Savings Accounts

No significant change.

35. Multiple Peril Crop Insurance

No significant change.

36. Financial Guaranty Insurance

A. No significant change.

B. As of September 30, 2019, the Company did not have any financial guaranty contracts.

Statement for September 30, 2019 of the **Metropolitan Property and Casualty Insurance Company**
GENERAL INTERROGATORIES

PART 1 - COMMON INTERROGATORIES

GENERAL

1.1 Did the reporting entity experience any material transactions requiring the filing of Disclosure of Material Transactions with the State of Domicile, as required by the Model Act? Yes [] No [X]

1.2 If yes, has the report been filed with the domiciliary state? Yes [] No []

2.1 Has any change been made during the year of this statement in the charter, by-laws, articles of incorporation, or deed of settlement of the reporting entity? Yes [] No [X]

2.2 If yes, date of change:

3.1 Is the reporting entity a member of an Insurance Holding Company System consisting of two or more affiliated persons, one or more of which is an insurer? Yes [X] No []
 If yes, complete Schedule Y, Parts 1 and 1A.

3.2 Have there been any substantial changes in the organizational chart since the prior quarter end? Yes [X] No []

3.3 If the response to 3.2 is yes, provide a brief description of those changes.

Various mergers, reorganizations and formations - See Schedule Y Part 1, Organization Chart - regarding information concerning activities of insurer members of a holding company group.

3.4 Is the reporting entity publicly traded or a member of a publicly traded group? Yes [X] No []

3.5 If the response to 3.4 is yes, provide the CIK (Central Index Key) code issued by the SEC for the entity/group. 1099219

4.1 Has the reporting entity been a party to a merger or consolidation during the period covered by this statement? Yes [] No [X]
 If yes, complete and file the merger history data file with the NAIC for the annual filing corresponding to this period.

4.2 If yes, provide name of entity, NAIC Company Code, and state of domicile (use two letter state abbreviation) for any entity that has ceased to exist as a result of the merger or consolidation.

1 Name of Entity	2 NAIC Company Code	3 State of Domicile

5. If the reporting entity is subject to a management agreement, including third-party administrator(s), managing general agent(s), attorney-in-fact, or similar agreement, have there been any significant changes regarding the terms of the agreement or principals involved? If yes, attach an explanation. Yes [X] No [] N/A []

6.1 State as of what date the latest financial examination of the reporting entity was made or is being made. 12/31/2016

6.2 State the as of date that the latest financial examination report became available from either the state of domicile or the reporting entity. This date should be the date of the examined balance sheet and not the date the report was completed or released. 12/31/2016

6.3 State as of what date the latest financial examination report became available to other states or the public from either the state of domicile or the reporting entity. This is the release date or completion date of the examination report and not the date of the examination (balance sheet date). 01/11/2018

6.4 By what department or departments?

Rhode Island Insurance Division / Department of Business Regulation

6.5 Have all financial statement adjustments within the latest financial examination report been accounted for in a subsequent financial statement filed with Departments? Yes [] No [] N/A [X]

6.6 Have all of the recommendations within the latest financial examination report been complied with? Yes [] No [] N/A [X]

7.1 Has this reporting entity had any Certificates of Authority, licenses or registrations (including corporate registration, if applicable) suspended or revoked by any governmental entity during the reporting period? Yes [] No [X]

7.2 If yes, give full information:

8.1 Is the company a subsidiary of a bank holding company regulated with the Federal Reserve Board? Yes [] No [X]

8.2 If response to 8.1 is yes, please identify the name of the bank holding company.

8.3 Is the company affiliated with one or more banks, thrifts or securities firms? Yes [X] No []

8.4 If the response to 8.3 is yes, please provide below the names and location (city and state of the main office) of any affiliates regulated by a federal regulatory services agency [i.e. the Federal Reserve Board (FRB), the Office of the Comptroller of the Currency (OCC), the Federal Deposit Insurance Corporation (FDIC) and the Securities Exchange Commission (SEC)] and identify the affiliate's primary federal regulator].

1 Affiliate Name	2 Location (City, State)	3 FRB	4 OCC	5 FDIC	6 SEC
MetLife Investment Management, LLC	Whippany, NJ				YES
MetLife Investors Distribution Company	New York NY				YES
MetLife Investment Securities, LLC	Whippany, NJ				YES

9.1 Are the senior officers (principal executive officer, principal financial officer, principal accounting officer or controller, or persons performing similar functions) of the reporting entity subject to a code of ethics, which includes the following standards? Yes [X] No []

- (a) Honest and ethical conduct, including the ethical handling of actual or apparent conflicts of interest between personal and professional relationships;
- (b) Full, fair, accurate, timely and understandable disclosure in the periodic reports required to be filed by the reporting entity;
- (c) Compliance with applicable governmental laws, rules and regulations;
- (d) The prompt internal reporting of violations to an appropriate person or persons identified in the code; and
- (e) Accountability for adherence to the code.

9.11 If the response to 9.1 is No, please explain:

9.2 Has the code of ethics for senior managers been amended? Yes [X] No []

9.21 If the response to 9.2 is Yes, provide information related to amendment(s).

Statement for September 30, 2019 of the **Metropolitan Property and Casualty Insurance Company**
GENERAL INTERROGATORIES

PART 1 - COMMON INTERROGATORIES

This year, the Code was updated to a more user-friendly design to: Include a new CEO message, Clarify business conduct standards, Address new processes (e.g. Speak Up tool) and Align to industry best practices.

- 9.3 Have any provisions of the code of ethics been waived for any of the specified officers? Yes [] No [X]
 9.31 If the response to 9.3 is Yes, provide the nature of any waiver(s).

FINANCIAL

- 10.1 Does the reporting entity report any amounts due from parent, subsidiaries or affiliates on Page 2 of this statement? Yes [X] No []
 10.2 If yes, indicate any amounts receivable from parent included in the Page 2 amount: \$ 0

INVESTMENT

- 11.1 Were any of the stocks, bonds, or other assets of the reporting entity loaned, placed under option agreement, or otherwise made available for use by another person? (Exclude securities under securities lending agreements.) Yes [X] No []

- 11.2 If yes, give full and complete information relating thereto:

Wells Fargo Securities LLC \$2,128,265, FHLB \$1,079,610,344

12. Amount of real estate and mortgages held in other invested assets in Schedule BA: \$ 0
 13. Amount of real estate and mortgages held in short-term investments: \$ 0
 14.1 Does the reporting entity have any investments in parent, subsidiaries and affiliates? Yes [X] No []

- 14.2 If yes, please complete the following:

- 14.21 Bonds
 14.22 Preferred Stock
 14.23 Common Stock
 14.24 Short-Term Investments
 14.25 Mortgage Loans on Real Estate
 14.26 All Other
 14.27 Total Investment in Parent, Subsidiaries and Affiliates (Subtotal Lines 14.21 to 14.26)
 14.28 Total Investment in Parent included in Lines 14.21 to 14.26 above

	1 Prior Year End Book/Adjusted Carrying Value	2 Current Quarter Book/Adjusted Carrying Value
\$	0	\$ 0
	0	0
	924,325,774	944,616,837
	0	0
	0	0
	77,572,313	78,968,734
\$	1,001,898,087	\$ 1,023,585,571
\$	0	\$ 0

- 15.1 Has the reporting entity entered into any hedging transactions reported on Schedule DB? Yes [X] No []
 15.2 If yes, has a comprehensive description of the hedging program been made available to the domiciliary state? Yes [X] No []
 If no, attach a description with this statement.

16. For the reporting entity's security lending program, state the amount of the following as of current statement date:

- 16.1 Total fair value of reinvested collateral assets reported on Schedule DL, Parts 1 and 2: \$ 216,238,795
 16.2 Total book adjusted/carrying value of reinvested collateral assets reported on Schedule DL, Parts 1 and 2: \$ 214,629,017
 16.3 Total payable for securities lending reported on the liability page: \$ 215,366,982

17. Excluding items in Schedule E-Part 3-Special Deposits, real estate, mortgage loans and investments held physically in the reporting entity's offices, vaults or safety deposit boxes, were all stocks, bonds and other securities, owned throughout the current year held pursuant to a custodial agreement with a qualified bank or trust company in accordance with Section 1, III - General Examination Considerations, F. Outsourcing of Critical Functions, Custodial or Safekeeping Agreements of the NAIC *Financial Condition Examiners Handbook*? Yes [X] No []

- 17.1 For all agreements that comply with the requirements of the NAIC *Financial Condition Examiners Handbook*, complete the following:

1 Name of Custodian(s)	2 Custodian Address
JP Morgan Chase & Co	4 New York Plaza - 12th Floor, New York, NY, 10004

- 17.2 For all agreements that do not comply with the requirements of the NAIC *Financial Condition Examiners Handbook*, provide the name, location and a complete explanation:

1 Name(s)	2 Location(s)	3 Complete Explanation(s)

- 17.3 Have there been any changes, including name changes, in the custodian(s) identified in 17.1 during the current quarter? Yes [] No [X]

- 17.4 If yes, give full and complete information relating thereto:

1 Old Custodian	2 New Custodian	3 Date of Change	4 Reason

- 17.5 Investment management – Identify all investment advisors, investment managers, broker/dealers, including individuals that have the authority to make investment decisions on behalf of the reporting entity. For assets that are managed internally by employees of the reporting entity, note as such ["...that have access to the investment accounts", "handle securities"].

1 Name of Firm or Individual	2 Affiliation
MetLife Investment Management, LLC	A

- 17.5097 For those firms/individuals listed in the table for Question 17.5, do any firms/individuals unaffiliated with the reporting entity (i.e., designated with a "U") manage more than 10% of the reporting entity's assets? Yes [] No [X]

- 17.5098 For firms/individuals unaffiliated with the reporting entity (i.e., designated with a "U") listed in the table for Question 17.5, does the total assets under management aggregate to more than 50% of the reporting entity's assets? Yes [] No [X]

- 17.6 For those firms or individuals listed in the table for 17.5 with an affiliation code of "A" (affiliated) or "U" (unaffiliated), provide the information for the table below.

1 Central Registration Depository Number	2 Name of Firm or Individual	3 Legal Entity Identifier (LEI)	4 Registered With	5 Investment Management Agreement (IMA) Filed

GENERAL INTERROGATORIES

PART 1 - COMMON INTERROGATORIES

142463	MetLife Investment Management, LLC	EAU072Q8FCR1S0XGYJ21	SEC	DS
--------	------------------------------------	----------------------	-----	----

18.1 Have all the filing requirements of the *Purposes and Procedures Manual of the NAIC Investment Analysis Office* been followed? Yes No

18.2 If no, list exceptions:

19. By self-designating 5GI securities, the reporting entity is certifying the following elements for each self-designated 5GI security:

- a. Documentation necessary to permit a full credit analysis of the security does not exist or an NAIC CRP credit rating for an FE or PL security is not available.
- b. Issuer or obligor is current on all contracted interest and principal payments.
- c. The insurer has an actual expectation of ultimate payment of all contracted interest and principal.

Has the reporting entity self-designated 5GI securities? Yes No

20. By self-designating PLGI securities, the reporting entity is certifying the following elements for each self-designated PLGI security:

- a. The security was purchased prior to January 1, 2018.
- b. The reporting entity is holding capital commensurate with the NAIC Designation reported for the security.
- c. The NAIC Designation was derived from the credit rating assigned by an NAIC CRP in its legal capacity as a NRSRO which is shown on a current private letter rating held by the insurer and available for examination by state insurance regulators.
- d. The reporting entity is not permitted to share this credit rating of the PL security with the SVO.

Has the reporting entity self-designated PLGI securities? Yes No

Statement for September 30, 2019 of the **Metropolitan Property and Casualty Insurance Company**
GENERAL INTERROGATORIES (continued)

PART 2 – PROPERTY & CASUALTY INTERROGATORIES

1. If the reporting entity is a member of a pooling arrangement, did the agreement or the reporting entity's participation change? Yes [] No [] N/A [X]
 If yes, attach an explanation.
2. Has the reporting entity reinsured any risk with any other reporting entity and agreed to release such entity from liability, in whole or in part, from any loss that may occur on the risk, or portion thereof, reinsured? Yes [] No [X]
 If yes, attach an explanation.
- 3.1 Have any of the reporting entity's primary reinsurance contracts been canceled? Yes [] No [X]
- 3.2 If yes, give full and complete information thereto:

- 4.1 Are any of the liabilities for unpaid losses and loss adjustment expenses other than certain workers' compensation tabular reserves (see *Annual Statement Instructions* pertaining to disclosure of discounting for definition of "tabular reserves.") discounted at a rate of interest greater than zero? Yes [] No [X]
- 4.2 If yes, complete the following schedule:

1 Line of Business	2 Maximum Interest	3 Disc. Rate	Total Discount				Discount Taken During Period			
			4 Unpaid Losses	5 Unpaid LAE	6 IBNR	7 Total	8 Unpaid Losses	9 Unpaid LAE	10 IBNR	11 Total
	0.000	0.000	0	0	0	0	0	0	0	0
Total	XXX	XXX	0	0	0	0	0	0	0	0

5. Operating Percentages:
- 5.1 A&H loss percent 40.210%
- 5.2 A&H cost containment percent 0.000%
- 5.3 A&H expense percent excluding cost containment expenses 59.790%
- 6.1 Do you act as a custodian for health savings accounts? Yes [] No [X]
- 6.2 If yes, please provide the amount of custodial funds held as of the reporting date. \$ 0
- 6.3 Do you act as an administrator for health savings accounts? Yes [] No [X]
- 6.4 If yes, please provide the amount of funds administered as of the reporting date. \$ 0
7. Is the reporting entity licensed or chartered, registered, qualified, eligible or writing business in at least two states? Yes [X] No []
- 7.1 If no, does the reporting entity assume reinsurance business that covers risks residing in at least one state other than the state of domicile of the reporting entity? Yes [] No []

Statement for September 30, 2019 of the **Metropolitan Property and Casualty Insurance Company**
SCHEDULE F - CEDED REINSURANCE

Showing All New Reinsurers - Current Year to Date

1	2	3	4	5	6	7
NAIC Company Code	ID Number	Name of Reinsurer	Domiciliary Jurisdiction	Type of Reinsurer	Certified Reinsurer Rating (1 through 6)	Effective Date of Certified Reinsurer Rating

NONE

Statement for September 30, 2019 of the **Metropolitan Property and Casualty Insurance Company**
SCHEDULE T - EXHIBIT OF PREMIUMS WRITTEN

Current Year to Date - Allocated by States and Territories

States, Etc.	1 Active Status (a)	Direct Premiums Written		Direct Losses Paid (Deducting Salvage)		Direct Losses Unpaid	
		2 Current Year to Date	3 Prior Year to Date	4 Current Year to Date	5 Prior Year to Date	6 Current Year to Date	7 Prior Year to Date
1. Alabama.....AL.....L.....		33,830,878	34,226,070	17,760,505	27,513,462	11,561,715	14,894,939
2. Alaska.....AK.....N.....							
3. Arizona.....AZ.....L.....		11,657,542	12,463,381	6,064,210	7,536,383	3,815,684	6,537,005
4. Arkansas.....AR.....L.....		13,208,551	13,190,276	6,373,833	5,900,840	4,114,538	3,476,037
5. California.....CA.....N.....							
6. Colorado.....CO.....L.....		14,973,864	16,829,047	11,134,518	18,699,894	9,226,273	12,066,280
7. Connecticut.....CT.....L.....		52,869,568	51,689,463	25,879,806	31,849,124	27,544,119	33,079,732
8. Delaware.....DE.....L.....		1,130,013	1,212,352	857,580	765,098	586,182	614,271
9. District of Columbia.....DC.....L.....							
10. Florida.....FL.....L.....		3,433,763	3,188,604	1,139,454	1,346,496	2,368,189	2,441,550
11. Georgia.....GA.....L.....		16,271,444	15,787,909	9,424,010	9,956,212	6,698,626	5,021,802
12. Hawaii.....HI.....L.....		331,047	364,700	149,421	544,027	155,845	212,974
13. Idaho.....ID.....L.....		11,125,237	11,848,967	7,613,937	14,088,827	4,079,774	6,820,935
14. Illinois.....IL.....L.....		6,980,332	6,208,951	1,432,694	2,498,509	7,182,142	5,731,189
15. Indiana.....IN.....L.....		17,207,880	17,300,713	8,295,194	10,874,828	5,248,933	6,350,285
16. Iowa.....IA.....L.....		7,368,808	8,376,933	3,894,653	5,924,024	2,210,142	2,468,716
17. Kansas.....KS.....L.....		16,576,012	14,401,905	11,409,943	6,174,074	4,331,059	2,439,506
18. Kentucky.....KY.....L.....		32,593,842	28,154,865	16,691,857	13,623,610	12,731,187	12,620,438
19. Louisiana.....LA.....L.....		37,057,791	33,469,865	20,289,654	18,327,154	18,695,722	16,136,987
20. Maine.....ME.....L.....		27,234,515	24,767,676	12,035,460	11,215,219	9,145,333	8,039,033
21. Maryland.....MD.....L.....		4,967,133	5,114,797	2,889,863	4,120,416	1,948,969	2,264,541
22. Massachusetts.....MA.....L.....		200,773,330	209,923,044	92,534,203	106,907,208	56,819,802	65,959,063
23. Michigan.....MI.....L.....		12,412,518	2,948,036	3,802,008	3,241,756	7,612,849	6,762,703
24. Minnesota.....MN.....L.....		35,180,885	30,970,236	22,968,572	14,090,838	15,291,253	10,595,387
25. Mississippi.....MS.....L.....		16,558,400	15,240,264	6,463,930	7,298,376	3,325,335	2,414,781
26. Missouri.....MO.....L.....		9,217,536	8,299,835	5,003,612	3,324,781	3,272,838	2,967,436
27. Montana.....MT.....L.....		3,884,134	3,644,859	4,604,571	1,739,095	3,688,893	1,117,732
28. Nebraska.....NE.....L.....		2,382,947	3,380,381	2,930,508	2,529,134	1,394,548	2,357,619
29. Nevada.....NV.....L.....		8,631,714	6,978,966	4,651,835	3,487,889	3,076,978	4,083,640
30. New Hampshire.....NH.....L.....		9,555,460	9,271,621	4,417,988	5,256,365	3,284,758	4,373,197
31. New Jersey.....NJ.....L.....		121,361,582	108,026,686	69,455,336	59,743,079	85,052,154	79,960,771
32. New Mexico.....NM.....L.....		6,928,499	6,964,808	4,408,924	5,495,186	2,902,796	3,271,543
33. New York.....NY.....L.....		138,229,578	119,404,559	63,804,626	62,864,508	55,481,551	48,002,929
34. North Carolina.....NC.....L.....		66,263,337	66,980,943	43,092,244	44,326,677	24,023,833	27,358,169
35. North Dakota.....ND.....L.....		14,399,359	14,109,376	8,262,262	7,363,460	7,175,811	2,541,101
36. Ohio.....OH.....L.....		40,678,367	35,394,758	23,100,059	15,817,188	16,624,815	13,933,463
37. Oklahoma.....OK.....L.....		9,900,085	10,890,933	5,183,256	4,129,427	3,090,896	3,099,908
38. Oregon.....OR.....L.....		13,889,015	14,605,821	7,609,377	5,568,095	6,435,893	6,136,273
39. Pennsylvania.....PA.....L.....		25,763,562	21,633,611	12,470,272	10,781,387	12,413,242	10,577,293
40. Rhode Island.....RI.....L.....		29,023,089	29,750,046	12,404,199	15,542,964	10,591,106	14,696,423
41. South Carolina.....SC.....L.....		5,954,141	5,497,553	2,184,115	2,191,161	1,674,796	1,129,128
42. South Dakota.....SD.....L.....		4,287,319	4,422,535	2,507,686	3,354,386	1,906,281	1,579,856
43. Tennessee.....TN.....L.....		20,308,926	20,364,876	10,254,610	8,937,715	3,858,781	4,597,981
44. Texas.....TX.....L.....		16,013,389	11,392,741	7,965,130	11,947,471	12,637,511	6,906,443
45. Utah.....UT.....L.....		7,320,361	6,353,913	2,799,633	3,627,176	1,834,205	1,754,942
46. Vermont.....VT.....L.....		4,006,979	4,093,609	2,459,692	1,801,595	1,415,940	1,568,280
47. Virginia.....VA.....L.....		13,573,424	13,725,668	6,897,463	10,090,004	4,268,929	4,384,826
48. Washington.....WA.....L.....		29,860,679	30,170,257	18,010,325	21,985,245	8,887,770	13,131,840
49. West Virginia.....WV.....L.....		4,080,145	4,386,333	1,692,917	2,492,256	2,092,049	1,657,306
50. Wisconsin.....WI.....L.....		20,406,641	19,264,895	10,061,803	9,409,947	8,281,902	6,466,203
51. Wyoming.....WY.....L.....		5,457,710	5,713,420	6,981,496	4,312,231	5,201,545	1,536,487
52. American Samoa.....AS.....N.....							
53. Guam.....GU.....N.....							
54. Puerto Rico.....PR.....N.....							
55. US Virgin Islands.....VI.....N.....							
56. Northern Mariana Islands.....MP.....N.....							
57. Canada.....CAN.....N.....							
58. Aggregate Other Alien.....OT.....XXX.....		0	0	0	0	0	0
59. Totals.....	XXX	1,205,121,331	1,142,401,057	632,319,244	650,614,797	505,263,492	496,138,943

DETAILS OF WRITE-INS

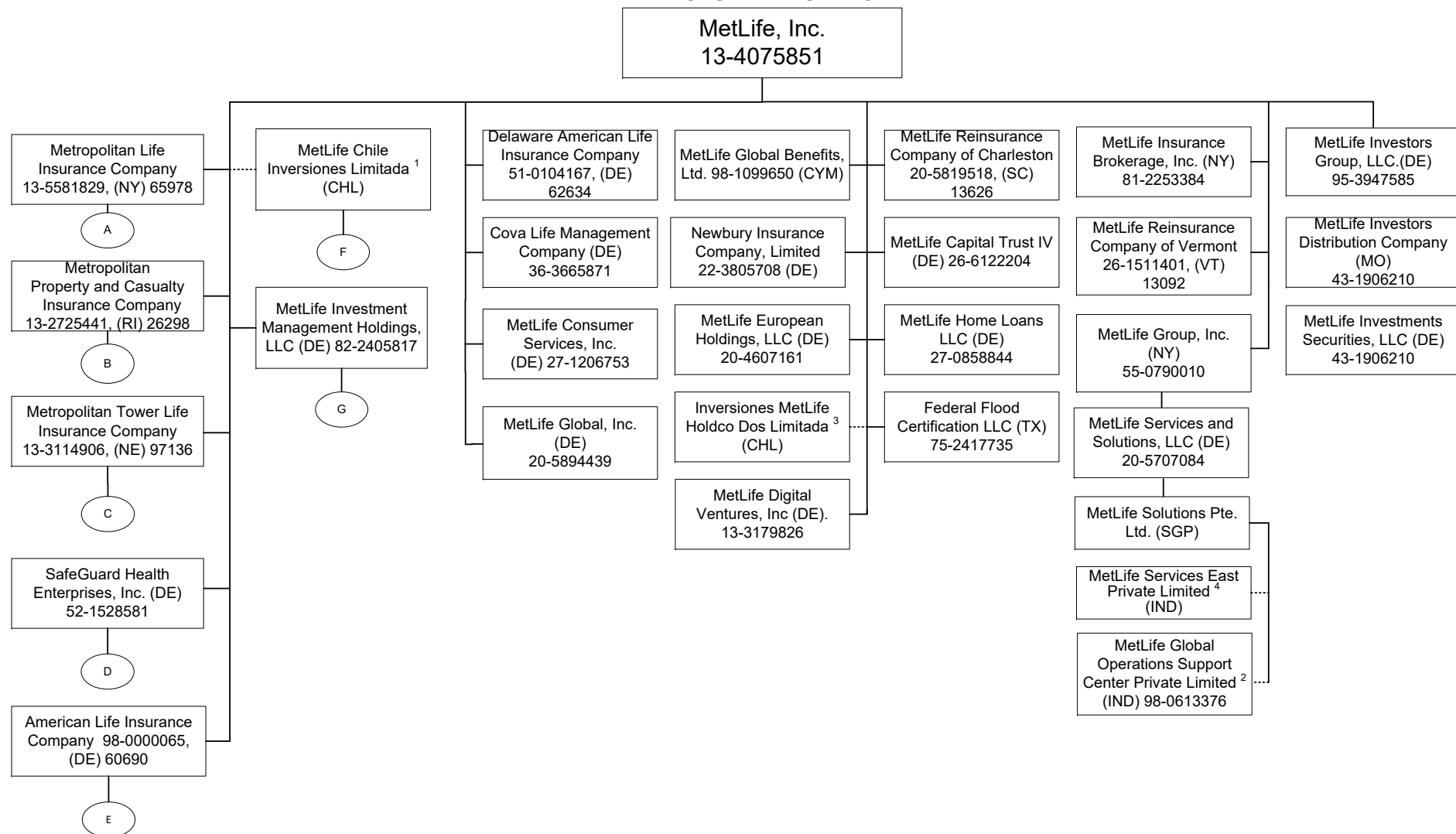
58001.....	XXX						
58002.....	XXX						
58003.....	XXX						
58998. Summary of remaining write-ins for Line 58 from overflow page....	XXX	0	0	0	0	0	0
58999. Totals (Lines 58001 thru 58003+ Line 58998) (Line 58 above).....	XXX	0	0	0	0	0	0

(a) Active Status Count

L - Licensed or Chartered - Licensed insurance carrier or domiciled RRG.....	49	R - Registered - Non-domiciled RRGs.....	0
E - Eligible - Reporting entities eligible or approved to write surplus lines in the state (other than their state of domicile - See DSLI).....	0	Q - Qualified - Qualified or accredited reinsurer.....	0
D - Domestic Surplus Lines Insurer (DSLI) - Reporting entities authorized to write surplus lines in the state of domicile.....	0	N - None of the above - Not allowed to write business in the state.....	8

SCHEDULE Y - INFORMATION CONCERNING ACTIVITIES OF INSURER MEMBERS OF A HOLDING COMPANY GROUP

PART 1 - ORGANIZATIONAL CHART

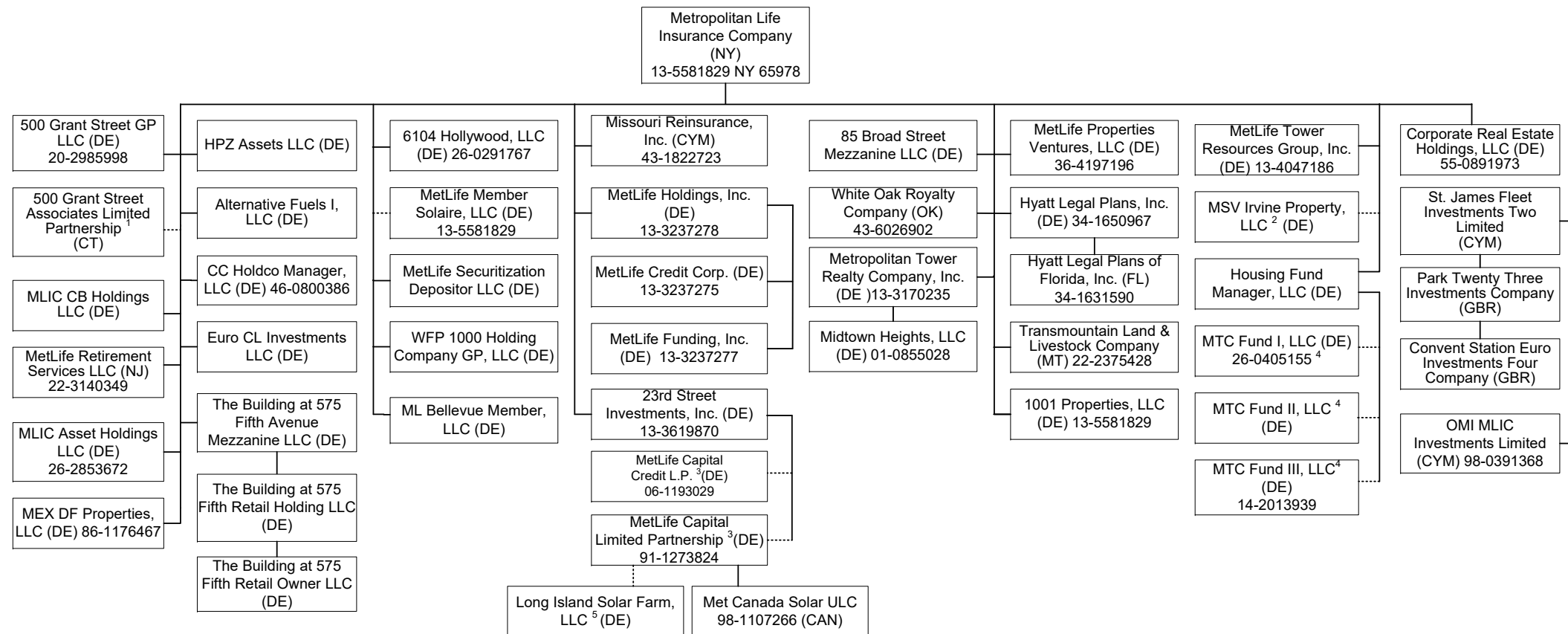


1 72.35109659% of MetLife Chile Inversiones Limitada is owned by MetLife, Inc., 24.8823628% by American Life Insurance Company, 2.76654057% is owned by Inversiones MetLife Holdco Dos Limitada and 0.00000004% is owned by Natiloportem Holdings, LLC.
 2 99.99999% of MetLife Global Operations Support Center Private Limited is owned by MetLife Solutions Pte. Ltd. and 0.00001% is owned by Natiloportem Holdings, LLC.
 3 99.99946% of Inversiones MetLife Holdco Dos Limitada is owned by MetLife, Inc., 0.000535% is owned by MetLife International Holdings, LLC. and 0.0000054% is owned by Natiloportem Holdings, LLC.
 4 99.99% of MetLife Services East Private Limited is owned by MetLife Solutions Pte. Ltd and .01% is owned by Natiloportem Holdings, LLC.

SCHEDULE Y - INFORMATION CONCERNING ACTIVITIES OF INSURER MEMBERS OF A HOLDING COMPANY GROUP

PART 1 - ORGANIZATIONAL CHART

A



Q11.1

1 99% of 500 Grant Street Associates Limited Partnership is held by Metropolitan Life Insurance Company and 1% by 500 Grant Street GP LLC.

2 96% of MSV Irvine Property, LLC is owned by Metropolitan Life Insurance Company and 4% is owned by Metropolitan Tower Realty Company, Inc.

3 1% General Partnership interest is held by 23rd Street Investment, Inc. and 99% Limited Partnership interest is held by Metropolitan Life Insurance Company.

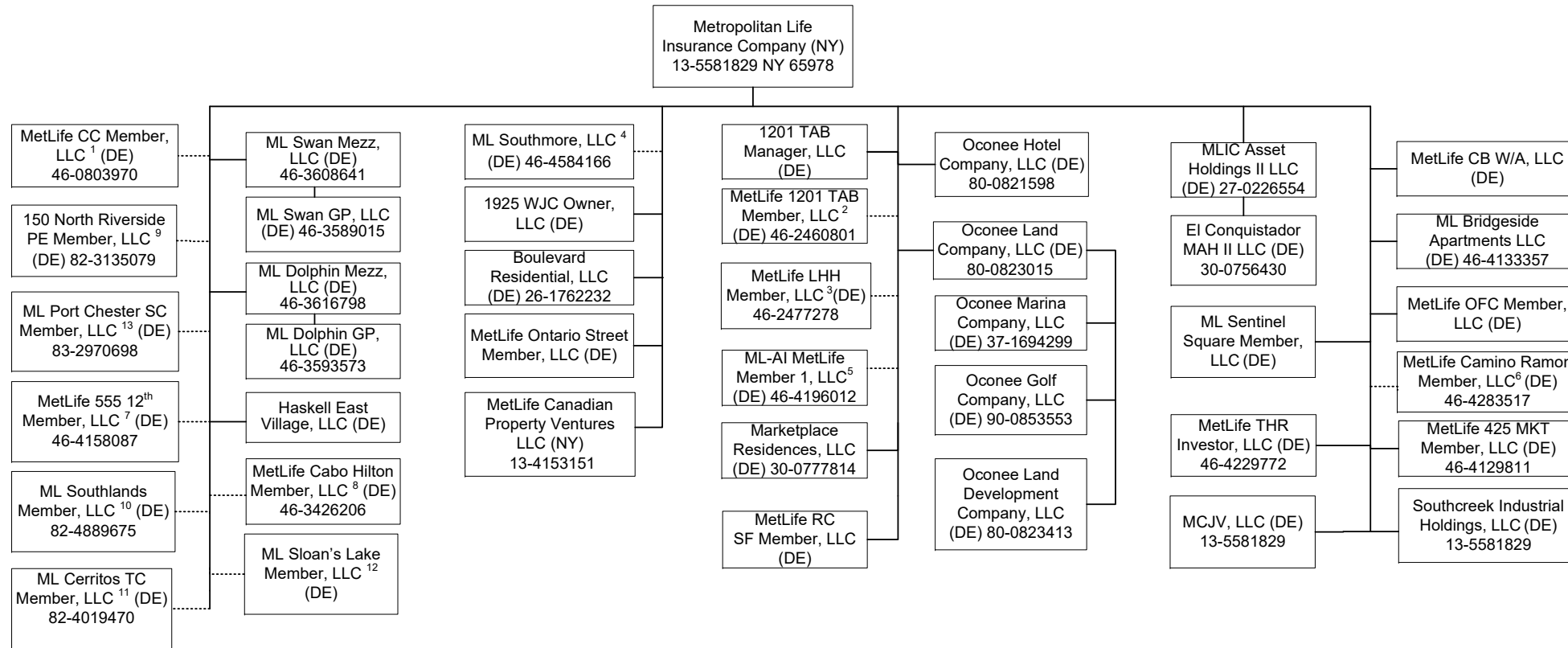
4 Housing Fund Manager, LLC is the managing member and owns .01% and the remaining interests are held by a third party member.

5 90.39% membership interest is held by LISF Solar Trust in which MetLife Capital Limited Partnership has a 100% beneficial interest and the remaining 9.61% is owned by a third party.

SCHEDULE Y - INFORMATION CONCERNING ACTIVITIES OF INSURER MEMBERS OF A HOLDING COMPANY GROUP

PART 1 - ORGANIZATIONAL CHART

A-1



Q11.2

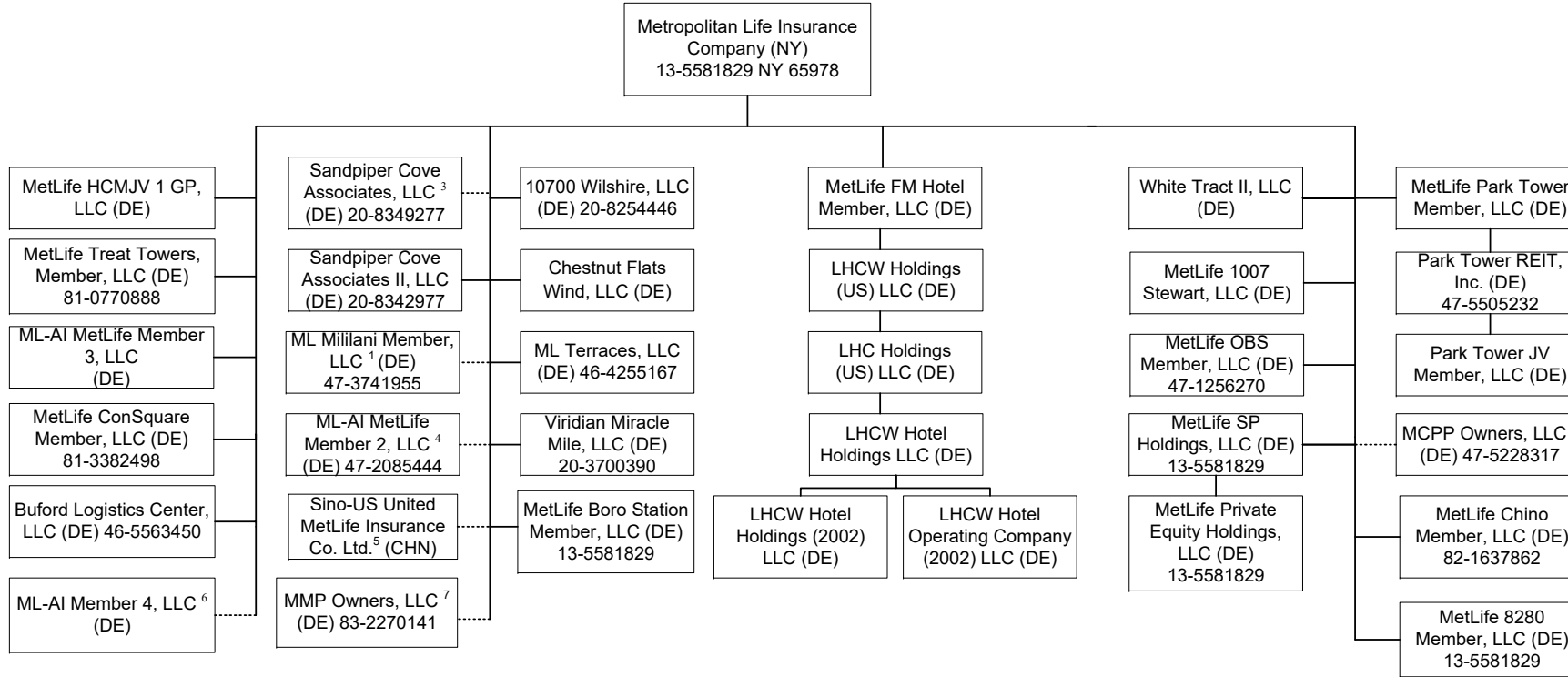
1 95.122% of MetLife CC Member, LLC is held by Metropolitan Life Insurance Company and 4.878% by Metropolitan Tower Life Insurance Company.
 2 96.9% of MetLife 1201 TAB Member, LLC is owned by Metropolitan Life Insurance Company and 3.10% is owned by Metropolitan Property and Casualty Insurance Company.
 3 99% of MetLife LHH Member, LLC is owned by Metropolitan Life Insurance Company and 1% by Metropolitan Tower Life Insurance Company.
 4 99% of ML Southmore, LLC is owned by Metropolitan Life Insurance Company and 1% by Metropolitan Tower Life Insurance Company.
 5 95.199% of the membership interest is owned by Metropolitan Life Insurance Company and 4.801% by Metropolitan Property and Casualty Insurance Company.
 6 99% of MetLife Camino Ramon Member, LLC is owned by Metropolitan Life Insurance Company and 1% by Metropolitan Tower Life Insurance Company.
 7 94.6% of MetLife 555 12th Member, LLC is owned by Metropolitan Life Insurance Company and 5.4% is owned by Metropolitan Tower Life Insurance Company.

8 83.1% of MetLife Cabo Hilton Member, LLC is owned by Metropolitan Life Insurance Company and 16.9% by Metropolitan Tower Life Insurance Company.
 9 81.45% of 150 North Riverside PE Member, LLC is owned by Metropolitan Life Insurance Company, 18.55% is owned by Metropolitan Tower Life Insurance Company.
 10 60% of ML Southlands Member, LLC is owned by Metropolitan Life Insurance Company and 40% is owned by Metropolitan Tower Life Insurance Company.
 11 60% of ML Cerritos TC Member, LLC is owned by Metropolitan Life Insurance Company and 40% is owned by Metropolitan Tower Life Insurance Company.
 12 55% of ML Sloan's Lake Member, LLC is owned by Metropolitan Life Insurance Company and 45% is owned by Metropolitan Tower Life Insurance Company.
 13 60% of ML Port Chester SC Member, LLC is owned by Metropolitan Life Insurance Company and 40% is owned by Metropolitan Tower Life Insurance Company.

SCHEDULE Y - INFORMATION CONCERNING ACTIVITIES OF INSURER MEMBERS OF A HOLDING COMPANY GROUP

PART 1 - ORGANIZATIONAL CHART

A-2

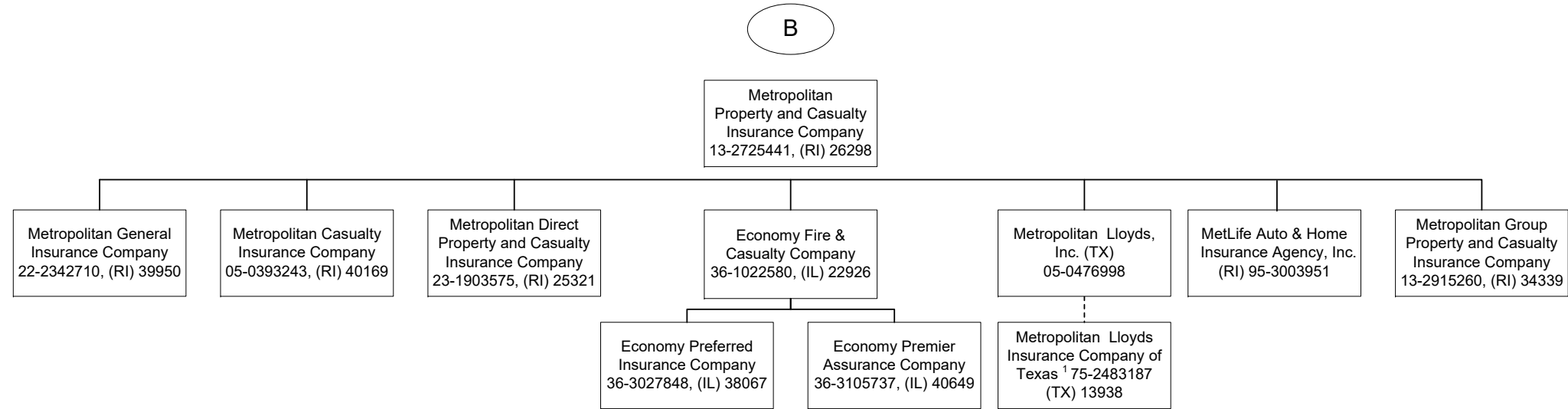


- 1 95% of ML Miilani Member, LLC is owned by Metropolitan Life Insurance Company and 5% is owned by Metropolitan Tower Life Insurance Company.
- 2 87.34% of MCPP Owners, LLC is owned by Metropolitan Life Insurance Company, 1.81% by Metropolitan Tower Life Insurance Company and 10.85% by MTL Leasing, LLC.
- 3 90.59% of the membership interest is owned by Metropolitan Life Insurance Company and 9.41% of the membership interest is owned by Metropolitan Tower Realty Company, Inc.
- 4 98.97% of ML-AI MetLife Member 2, LLC is owned by Metropolitan Life Insurance Company and 1.03% by Metropolitan Tower Life Insurance Company.
- 5 50% of Sino-US United MetLife Insurance Co. Ltd. is owned by Metropolitan Life Insurance Company and 50% is owned by a third party.
- 6 60% of ML-AI Member 4, LLC is owned by Metropolitan Life Insurance Company and 40% is owned by Metropolitan Tower Life Insurance Company.
- 7 98.82% of MMP Owners, LLC is owned by Metropolitan Life Insurance Company and 1.18% is owned by Metropolitan Property and Casualty Insurance Company.

Q11.3

SCHEDULE Y - INFORMATION CONCERNING ACTIVITIES OF INSURER MEMBERS OF A HOLDING COMPANY GROUP

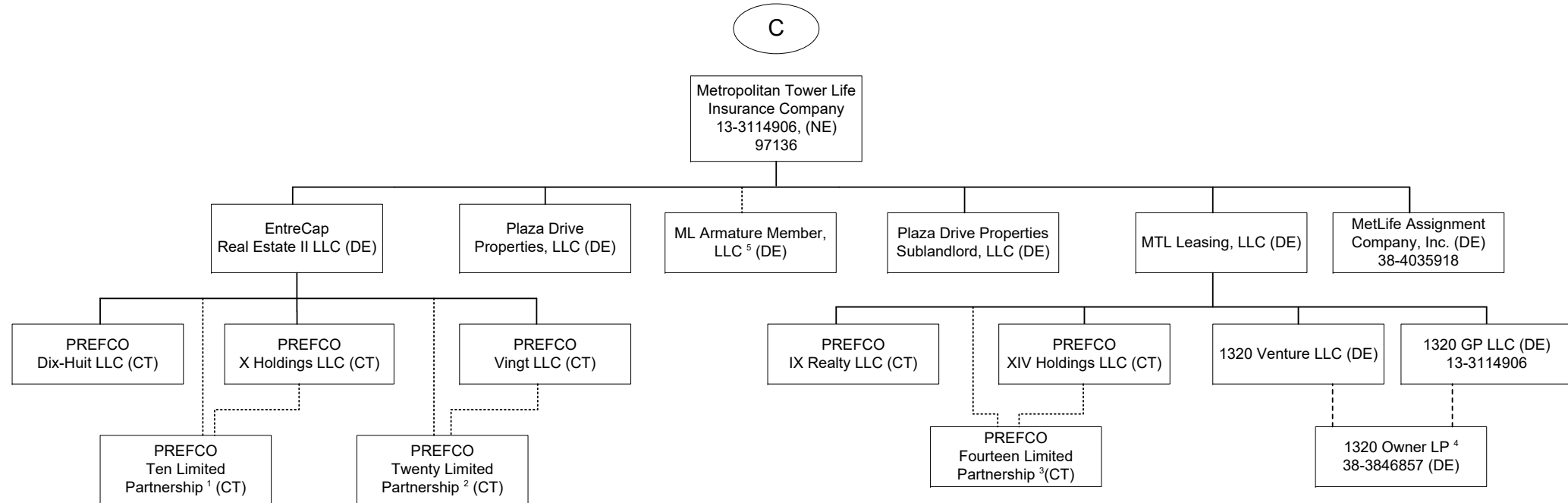
PART 1 - ORGANIZATIONAL CHART



¹ Metropolitan Lloyds Insurance Company of Texas, an affiliated association, provides automobile, homeowner and related insurance for the Texas market. It is an association of individuals designated as underwriters. Metropolitan Lloyds, Inc., a subsidiary of Metropolitan Property and Casualty Insurance Company, serves as the attorney-in-fact and manages the association.

SCHEDULE Y - INFORMATION CONCERNING ACTIVITIES OF INSURER MEMBERS OF A HOLDING COMPANY GROUP

PART 1 - ORGANIZATIONAL CHART

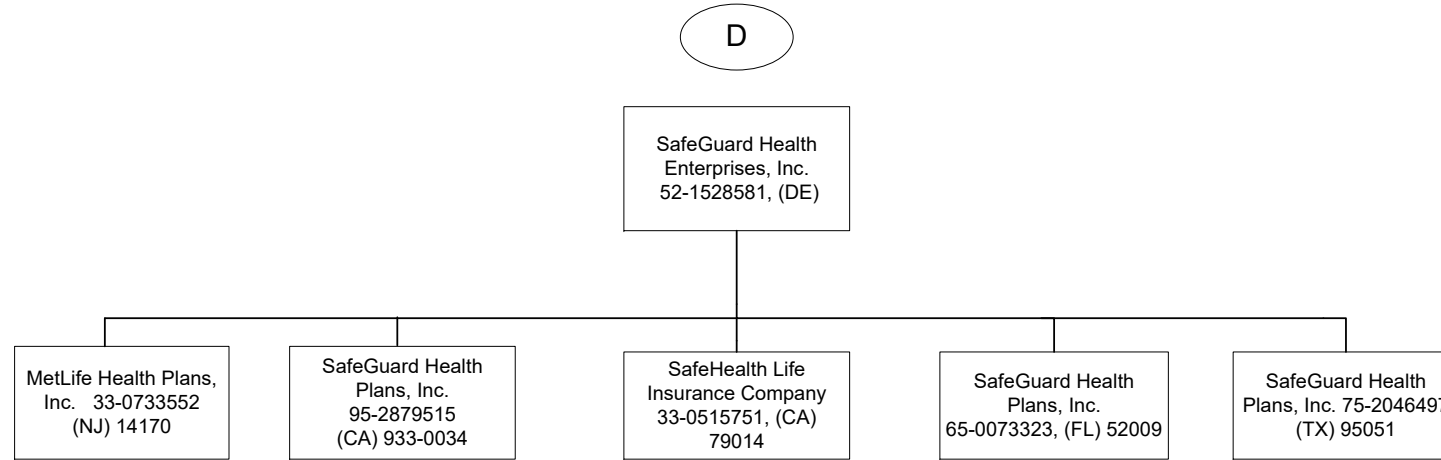


Q11.5

1 99.9% of PREFCO Ten Limited Partnership is owned by EntreCap Real Estate II, LLC and .10% is owned by PREFCO X Holdings LLC.
 2 99% of PREFCO Twenty Limited Partnership. is owned by EntreCap Real Estate II, LLC and 1% is owned by PREFCO Vingt LLC.
 3 99.9% of PREFCO Fourteen Limited Partnership is owned by MTL Leasing, LLC and .10% is owned by PREFCO XIV Holdings LLC.
 4 99.9% of 1320 Owner LP is owned by 1320 Venture LLC and .10% is owned by 1320 GP LLC.
 5 87.34% of ML, Armature Member, LLC is owned by Metropolitan Tower Life Insurance Company and 12.66% is owned by Metropolitan Life Insurance Company.

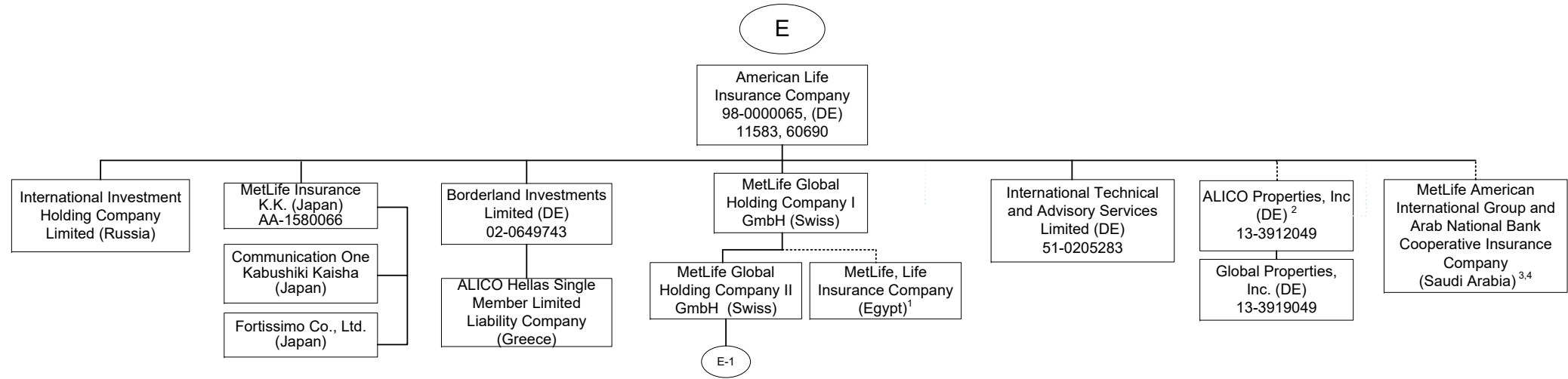
SCHEDULE Y - INFORMATION CONCERNING ACTIVITIES OF INSURER MEMBERS OF A HOLDING COMPANY GROUP

PART 1 - ORGANIZATIONAL CHART



SCHEDULE Y - INFORMATION CONCERNING ACTIVITIES OF INSURER MEMBERS OF A HOLDING COMPANY GROUP

PART 1 - ORGANIZATIONAL CHART

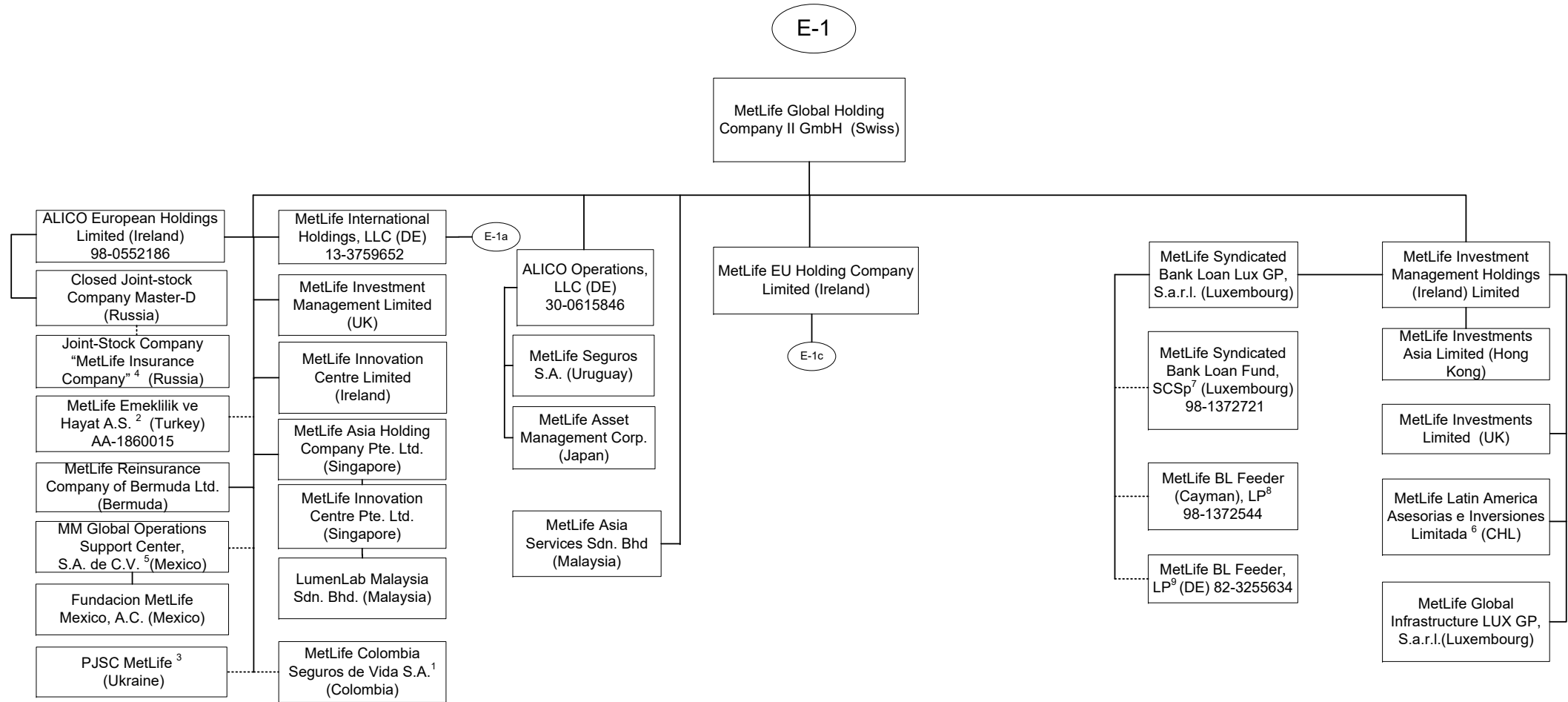


1 84.125% of MetLife, Life Insurance Company (Egypt) is owned by MetLife Global Holding Company I GmbH and the remaining interest by third parties.
 2 51% of ALICO Properties, Inc. is owned by American Life Insurance Company and the remaining interest by third parties.
 3 The Delaware Department of Insurance approved a disclaimer of affiliation and therefore, this company is not considered an affiliate under Delaware Law.
 4 30% of MetLife American International Group and Arab National Bank Cooperative Insurance Company is owned by American Life Insurance Company and the remaining interest by third parties.

SCHEDULE Y - INFORMATION CONCERNING ACTIVITIES OF INSURER MEMBERS OF A HOLDING COMPANY GROUP

PART 1 - ORGANIZATIONAL CHART

Q11.8



1 89.9999657134583% of MetLife Colombia Seguros de Vida S.A. is owned by MetLife Global Holding Company II GmbH, 10.0000315938813% is owned by MetLife Global Holding Company I GmbH, International Technical and Advisory Services Limited, Borderland Investments Limited and Natloportem Holdings, LLC each own 0.000000897553447019009%.

2 99.98% of MetLife Emeklilik ve Hayat A.S. is owned by MetLife Global Holding Company II GmbH (Swiss) and the remaining by third parties.

3 99.9988% of PJSC MetLife is owned by MetLife Global Holding Company II GmbH, .0006% is owned by International Technical and Advisory Services Limited and the remaining .0006% is owned by Borderland Investments Limited

4 51% of Joint-stock Company MetLife Insurance Company is owned by Closed Joint-stock Company Master D and 49% is owned by MetLife Global Holding Company II GmbH.

5 99.999509% of MM Global Operations Support Center S.A. de C.V. (Mexico) is held by MetLife Global Holding Company II GmbH (Swiss) and 0.000491% is held by MetLife Global Holding Company I GmbH (Swiss).

6 99.99% of MetLife Latin American Asesorias e Inversiones Limitada is owned by MetLife Investment Management Holdings (Ireland) Limited and .01% is owned by MetLife Global Holding Company II GmbH (Swiss).

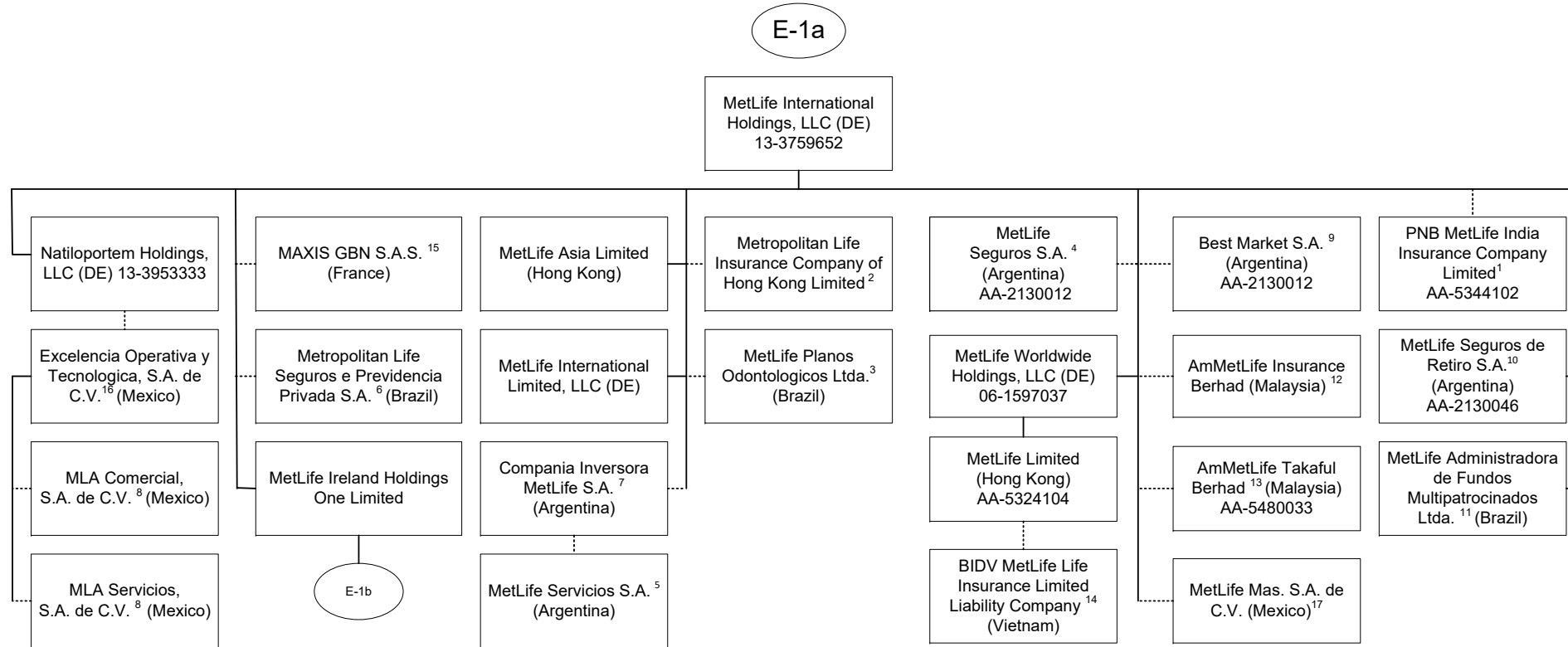
7 MetLife Syndicated Bank Loan Lux GP, S.a.r.l. is the general partner of MetLife Syndicated Bank Loan Fund, SCSp (the "Fund"). The only investors in the Fund are MetLife BL Feeder (Cayman), LP and MetLife BL Feeder, LP.

8 MetLife Syndicated Bank Loan Lux GP, S.a.r.l. is the general partner of MetLife BL Feeder (Cayman), LP (the "Fund"). MetLife BL Feeder (Cayman), LP is an investor in the Fund. The following affiliates hold limited partnership interests in the feeder: MetLife Limited (3.14%), MetLife Insurance K.K. (93.72%) and MetLife Insurance Company of Korea Limited (3.14%).

9 MetLife Syndicated Bank Loan Lux GP, S.a.r.l. is the general partner of MetLife BL Feeder, LP (the "Fund"). MetLife BL Feeder, LP is an investor in the Fund. The following affiliate holds a limited partnership interest in the feeder: Metropolitan Life Insurance Company (49.26%). The remaining 50.74% is owned by one third party investor.

SCHEDULE Y - INFORMATION CONCERNING ACTIVITIES OF INSURER MEMBERS OF A HOLDING COMPANY GROUP

PART 1 - ORGANIZATIONAL CHART

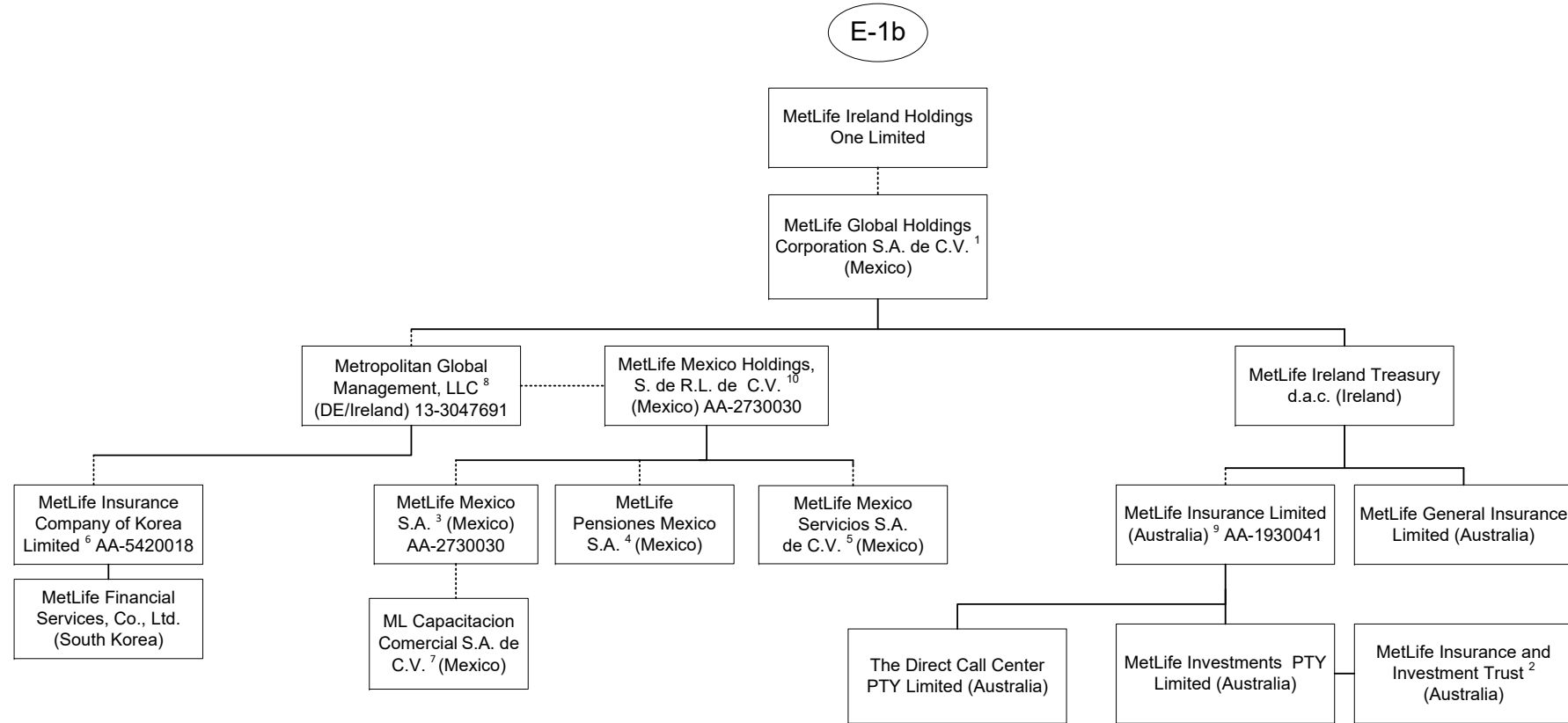


1 32.0526% of PNB MetLife India Insurance Company Limited is owned by MetLife International Holdings, LLC and 67.9474% is owned by third parties.
 2 99.99935% of Metropolitan Life Insurance Company of Hong Kong Limited is owned by MetLife International Holdings, LLC and 0.00065% is owned by Natiloportem Holdings, LLC.
 3 99.999% of MetLife Planos Odontologicos Ltda. is owned by MetLife International Holdings, LLC and .001% is owned by Natiloportem Holdings, LLC.
 4 95.5242% of MetLife Seguros S.A. is owned by MetLife International Holdings, LLC and 2.6753% is owned by Natiloportem Holdings, LLC and 1.8005% is owned by International Technical and Advisory Services Limited.
 5 18.87% of the shares of MetLife Servicios S.A. are held by Compania Inversora MetLife S.A., 79.88% is owned by MetLife Seguros S.A., .99% is held by Natiloportem Holdings, LLC and .26% is held by MetLife Seguros de Retiro S.A.
 6 66.662% is owned by MetLife International Holdings, LLC, 33.337% is owned by MetLife Worldwide Holdings, LLC and 0.001% is owned by Natiloportem Holdings, LLC.
 7 95.46% is owned by MetLife International Holdings, LLC and 4.54% is owned by Natiloportem Holdings, LLC.
 8 99% is owned by Excelencia Operativa y Tecnologica, S.A. de C.V. and 1% is owned by MetLife Mexico Servicios S.A. de C.V.

9 5% of the shares are held by Natiloportem Holdings, LLC and 95% is owned by MetLife International Holdings, LLC.
 10 96.8897% is owned by MetLife International Holdings, LLC, 3.1102% is owned by Natiloportem Holdings, and .0001% is owned by International Technical and Advisory Services Limited.
 11 99.99998% of MetLife Administradora de Fondos Multipatrocিনados Ltda. is owned by MetLife International Holdings, LLC and .00002% by Natiloportem Holdings, LLC.
 12 50.000002% of AmMetLife Insurance Berhad is owned by MetLife International Holdings, LLC and the remainder by a third party.
 13 49.9999997% of AmMetLife Takaful Berhad is owned by MetLife International Holdings, LLC and the remainder by a third party.
 14 63.44% of BIDV MetLife Life Insurance Limited Liability Company is held by MetLife Limited (Hong Kong) and the remainder by third parties.
 15 50% of MAXIS GBN S.A.S. is held by MetLife International Holdings, LLC and the remainder by third parties.
 16 99% of Excelencia Operativa y Tecnologica, S.A. de C.V. is held by Natiloportem Holdings, LLC and 1% by MetLife Mexico Servicios S.A. de C.V.
 17 99.99964399% MetLife Mas, SA de C.V. is owned by MetLife International Holdings, LLC and .00035601% is owned by International Technical and Advisory Services Limited.

SCHEDULE Y - INFORMATION CONCERNING ACTIVITIES OF INSURER MEMBERS OF A HOLDING COMPANY GROUP

PART 1 - ORGANIZATIONAL CHART



1 98.9% is owned by MetLife Ireland Holdings One Limited and 1.1% is owned by MetLife International Limited, LLC.

2 MetLife Insurance and Investment Trust is a trust vehicle, the trustee of which is MetLife Investments PTY Limited ("MIPL").

MIPL is a wholly owned subsidiary of MetLife Insurance PTY Limited.

3 99.050271% is owned by MetLife Mexico Holdings, S. de R.L. de C.V. and .949729% is owned by MetLife International Holdings, LLC.

4 97.5125% is owned by MetLife Mexico Holdings, S. de R.L. de C.V. and 2.4875% is owned by MetLife International Holdings, LLC.

5 98% is owned by MetLife Mexico Holdings, S. de R.L. de C.V. and 2% is owned by MetLife International Holdings, LLC.

6 14.64% is owned by MetLife Mexico, S.A. and 85.36% is owned by Metropolitan Global Management, LLC.

7 99% is owned by MetLife Mexico S.A. and 1% is owned by MetLife Mexico Servicios, S.A. de C.V.

8 99.7% is owned by MetLife Global Holdings Corporation S.A. de C.V. and 0.3% is owned by MetLife International Holdings, LLC.

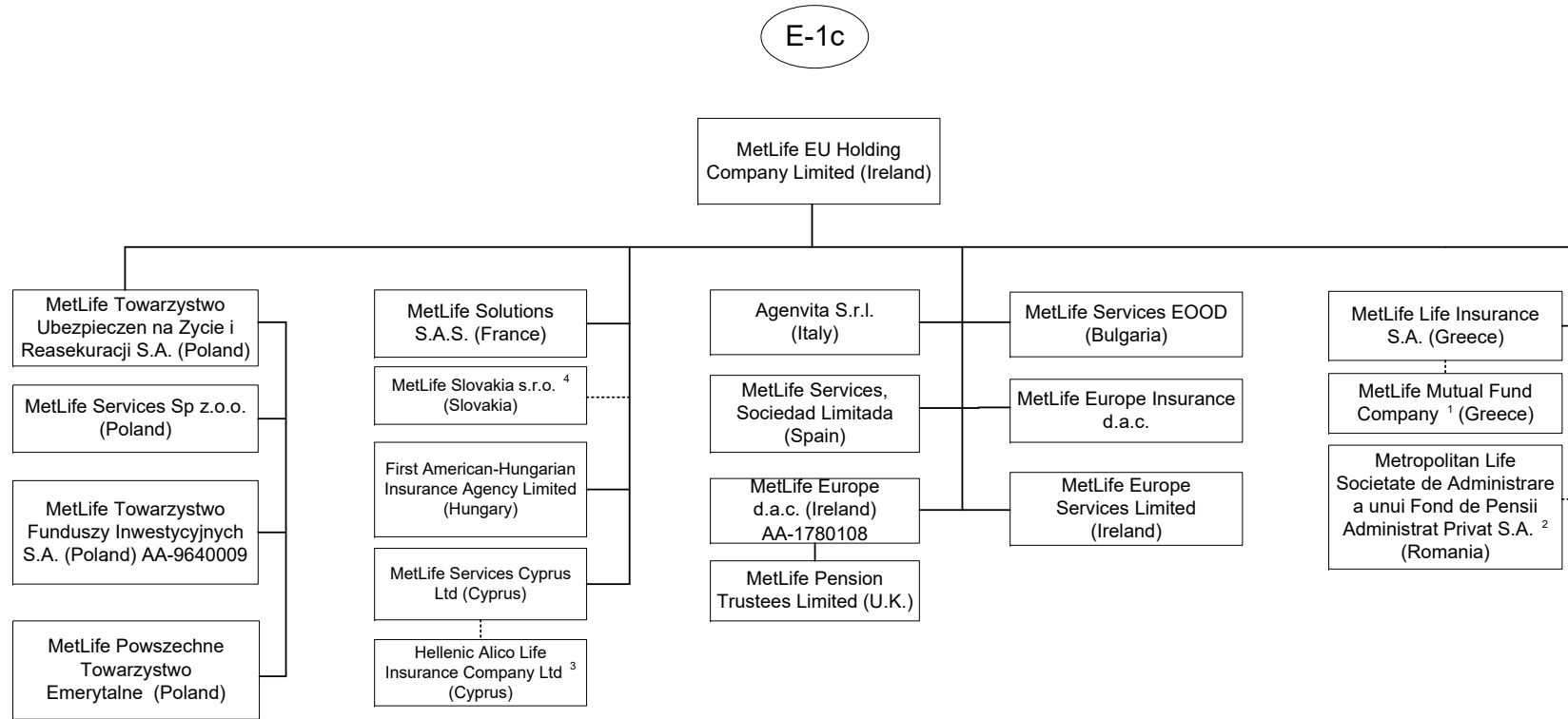
9 91.16468% of MetLife Insurance Limited (Australia) is owned by MetLife Ireland Treasury d.a.c. and 8.83532% by MetLife Global Holdings Corp. S.A. de C.V..

10 99.99995% is owned by Metropolitan Global Management, LLC and .00005% is owned by Exelencia Operativa y Tecnologica, S.A. de C.V.

Q11.10

SCHEDULE Y - INFORMATION CONCERNING ACTIVITIES OF INSURER MEMBERS OF A HOLDING COMPANY GROUP

PART 1 - ORGANIZATIONAL CHART

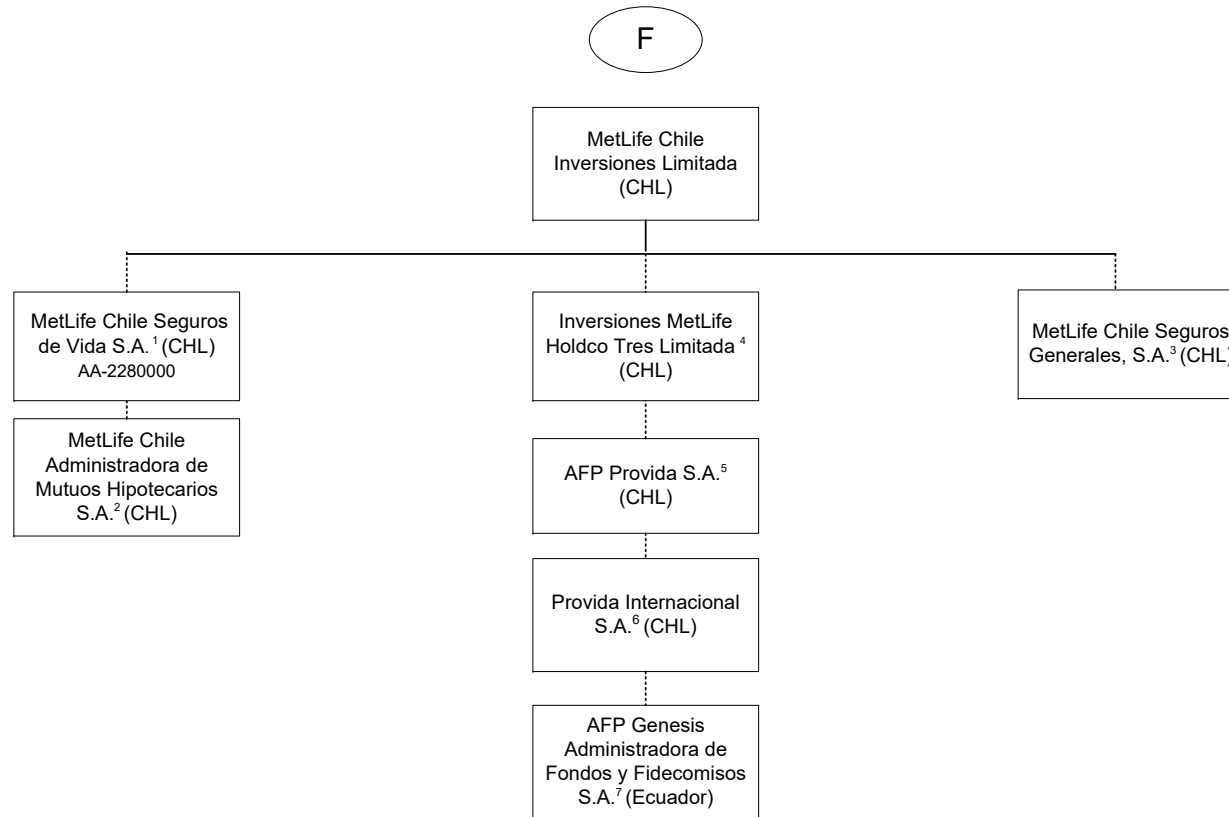


1 90% of MetLife Mutual Fund Company is owned by MetLife Life Insurance S.A. and the remaining interest by a third party.
 2 99.9836% of Metropolitan Life Societate de Administrare a unui Fond de Pensii Administrat Privat S.A. is owned by MetLife EU Holding Company Limited and 0.0164% by MetLife Services Sp z.o.o.

3 27.5% of Hellenic Alico Life Insurance Company Ltd. is owned by MetLife Services Cyprus Ltd (Cyprus) and the remaining by a third party.
 4 99.956% of MetLife Slovakia s.r.o. (Slovakia) is owned by MetLife EU Holding Company Limited and 0.044% is owned by International Technical and Advisory Services Limited.

SCHEDULE Y - INFORMATION CONCERNING ACTIVITIES OF INSURER MEMBERS OF A HOLDING COMPANY GROUP

PART 1 - ORGANIZATIONAL CHART

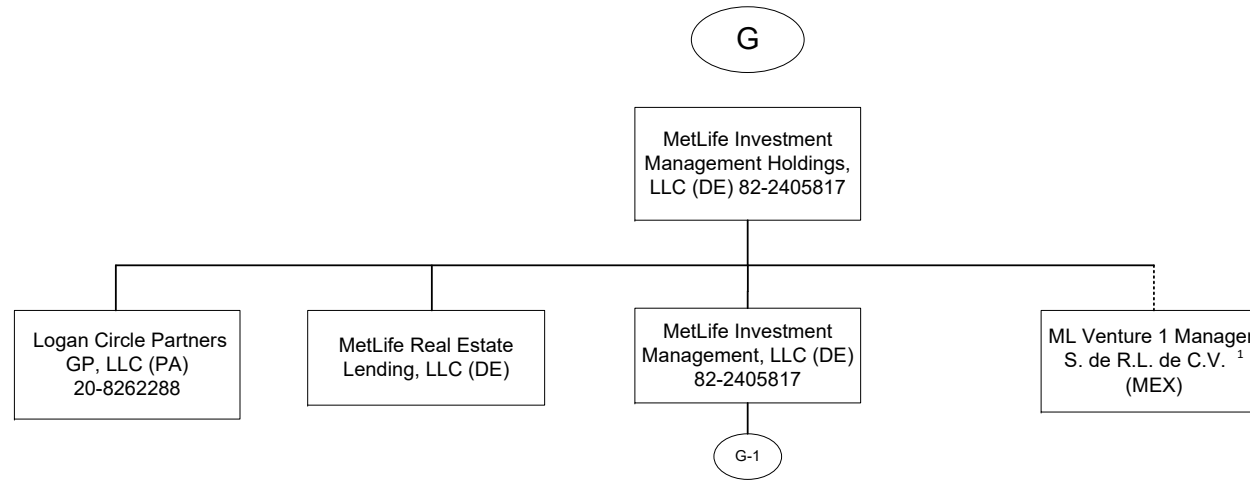


1 99.997% is held by MetLife Chile Inversiones Limitada and .003% by International Technical and Advisory Services Limited.
 2 99.9% is held by MetLife Chile Seguros de Vida S.A. and 0.1% by MetLife Chile Inversiones Limitada.
 3 99.98% of MetLife Chile Seguros Generales, S.A. is owned by MetLife Chile Inversiones Limitada and 0.02% by Inversiones MetLife Holdco Dos Limitada.
 4 97.13% of Inversiones MetLife Holdco Tres Limitada is owned by MetLife Chile Inversiones Limitada and 2.87% is owned by Inversiones MetLife Holdco Dos Limitada.

5 42.3815% of AFP Provida S.A. is owned by Inversiones MetLife Holdco Dos Limitada, 42.3815% owned by Inversiones MetLife Holdco Tres Limitada and 10.9224% by MetLife Chile Inversiones Limitada and the remainder is owned by the public.
 6 99.99% of Provida Internacional S.A. is owned by AFP Provida S.A. and .01% by MetLife Chile Inversiones Limitada.
 7 99.9% of AFP Genesis Administradora de Fondos y Fidecomisos S.A. is owned by Provida Internacional S.A. and 0.1% by AFP Provida S.A.

SCHEDULE Y - INFORMATION CONCERNING ACTIVITIES OF INSURER MEMBERS OF A HOLDING COMPANY GROUP

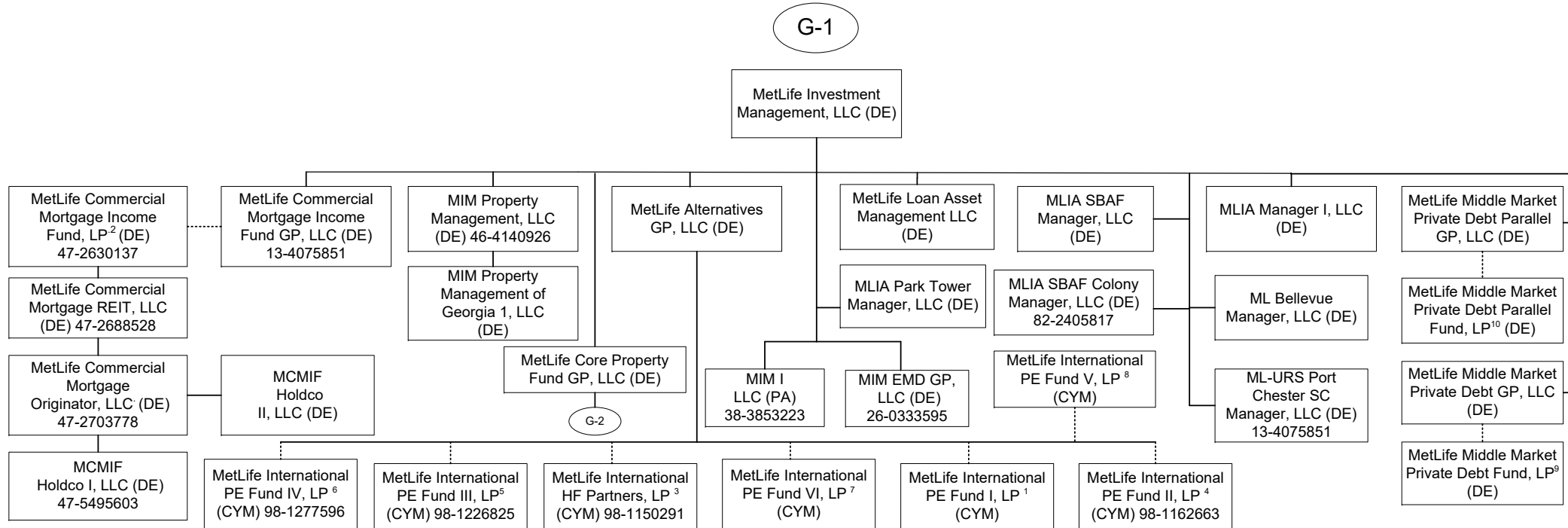
PART 1 - ORGANIZATIONAL CHART



1. 99.9% of ML Venture1 Manager, S. de R.L. de C.V. is owned by MetLife Investment Management Holdings, LLC and 0.1% is owned by MetLife Investment Management Holdings (Ireland) Limited.

SCHEDULE Y - INFORMATION CONCERNING ACTIVITIES OF INSURER MEMBERS OF A HOLDING COMPANY GROUP

PART 1 - ORGANIZATIONAL CHART

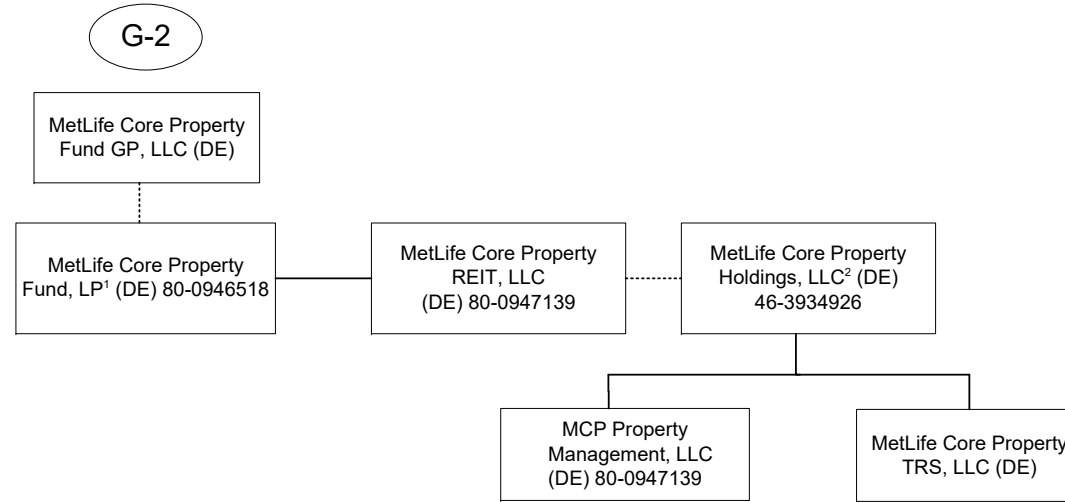


Q11.14

- 1 92.593% of the Limited Partnership interests of this entity is owned by MetLife Insurance K.K. 4.115% is owned by MetLife Mexico S.A., 2.716% by MetLife Limited (Hong Kong) and the remaining 0.576% is owned by Metropolitan Life Insurance Company of Hong Kong Limited.
- 2 MetLife Commercial Mortgage Income Fund GP, LLC is the general partner of MetLife Commercial Mortgage Income Fund, LP (the "Fund"). A majority of the limited partnership interests in the Fund are held by third parties. The following affiliates hold limited partnership interests in the Fund: Metropolitan Life Insurance Company owns 26.6%, MetLife Insurance Company of Korea, Limited. owns 2.1%, MetLife Limited owns 2.7%, Metropolitan Life Insurance Company of Hong Kong Limited owns 0.03% and Metropolitan Tower Life Insurance Company owns 2.7% (the remainder is held by third party investors).
- 3 88.22% of the Limited partnership interests of this entity is owned by MetLife Insurance K.K (Japan), 9.47% is owned by MetLife Insurance Company of Korea Limited, 2.29% is owned by MetLife Limited (Hong Kong) and 0.02% is owned by MetLife Alternatives, GP.
- 4 94.54% of the limited partnership interest of MetLife International PE Fund II, LP is owned by MetLife Insurance K.K. (Japan), 2.77% is owned by MetLife Limited (Hong Kong), 2.1% is owned by MetLife Mexico, S.A. and 0.59% is owned by Metropolitan Life Insurance Company Hong Kong Limited.
- 5 88.93% of the limited partnership interest of MetLife International PE Fund III, LP is owned by MetLife Insurance K.K. (Japan), 7.91% is owned by MetLife Insurance Company of Korea Limited, 2.61% is owned by MetLife Limited (Hong Kong) and 0.55% is owned by Metropolitan Life Insurance Company Hong Limited.
- 6 94.70% of the Limited Partnership interests of MetLife International PE Fund IV, LP is owned by MetLife Insurance K.K. 3.79% is owned by MetLife Insurance Company of Korea Limited, 1.51% is owned by MetLife Limited (Hong Kong).
- 7 76.323% of the Limited Partnership interests of MetLife International PE Fund VI, LP is owned by MetLife Insurance K.K., 20.208% is owned by MetLife Limited and 3.469% is owned by MetLife Insurance Company of Korea.
- 8 81.699% of the Limited Partnership interests of MetLife International PE Fund V, LP entity is owned by MetLife Insurance K.K., 15.033% is owned by MetLife Limited (Hong Kong) and 3.268% is owned by MetLife Insurance Company of Korea, Limited.
- 9 MetLife Middle Market Private Debt, GP, LLC is the general partner of MetLife Middle Market Private Debt Fund, L.P (the "Fund"). The following affiliates hold limited partnership interests in the Fund: 31.15% is held by MetLife Private Equity Holdings, LLC, 31.15% is held by Metropolitan Life Insurance Company, .35% is held by MetLife Middle Market Private Debt, GP, LLC. The remainder is held by a third party.
- 10 MetLife Middle Market Private Debt Parallel GP is the general partner of MetLife Middle Market Private Debt Parallel Fund, LP. The following affiliate holds a limited partnership interest in the Fund: MetLife Insurance K.K. (100%).

SCHEDULE Y - INFORMATION CONCERNING ACTIVITIES OF INSURER MEMBERS OF A HOLDING COMPANY GROUP

PART 1 - ORGANIZATIONAL CHART



- 1 MetLife Core Property Fund GP, LLC is the general partner of MetLife Core Property Fund, LP (the "Fund"). A substantial majority of the limited partnership interests in the Fund are held by third parties. The following affiliates hold limited partnership interests in the Fund: Metropolitan Life Insurance Company owns 14.69%, Metropolitan Life Insurance Company (on behalf of Separate Account 746) owns 2.37%, MetLife Insurance Company of Korea Limited owns 1.87%, MetLife Insurance KK owns 6.34%, Metropolitan Property and Casualty Insurance Company owns 1.66% and Metropolitan Tower Life Insurance Company owns 0.05%.
- 2 MetLife Core Property Holdings, LLC also holds, directly or indirectly, the following limited liability companies (indirect ownership indicated in parenthesis): MCP Alley24 East, LLC; MCP Property Management, LLC; MCP One Westside, LLC; MCP 7 Riverway, LLC; MCP Acquisition, LLC; MCP SoCal Industrial – Springdale, LLC; MCP SoCal Industrial – Concourse, LLC; MCP SoCal Industrial – Kellwood, LLC; MCP SoCal Industrial – Redondo, LLC; MCP SoCal Industrial – Fullerton, LLC; MCP SoCal Industrial – Loker, LLC; MCP Paragon Point, LLC; MCP 4600 South Syracuse, LLC; MCP The Palms at Doral, LLC; MCP Waterford Atrium, LLC; MCP EnV Chicago, LLC; MCP 1900 McKinney, LLC; MCP 550 West Washington, LLC; MCP 3040 Post Oak, LLC; MCP Plaza at Legacy, LLC; MetLife Core Property TRS, LLC; MCP SoCal Industrial – LAX, LLC; MCP SoCal Industrial - Anaheim, LLC; MCP SoCal Industrial - Canyon, LLC; MCP SoCal Industrial – Bernardo, LLC; MCP Ashton South End, LLC; MCP Lodge At Lakecrest, LLC; MCP Main Street Village, LLC; MCP Trimble Campus, LLC; MCP Highland Park Lender, LLC; MCP Buford Logistics Center Bldg B, LLC; MCP 22745 & 22755 Relocation Drive, LLC; MCP 9020 Murphy Road, LLC; MCP Northyards Holdco, LLC; MCP Northyards Owner, LLC (100%); MCP Northyards Master Lessee, LLC (100%); MCP VOA Holdings, LLC; MCP VOA I & III, LLC (100%); MCP VOA II, LLC (100%); MCP West Broad Marketplace, LLC; MCP Grapevine, LLC; MCP Union Row, LLC; MCP Fife Enterprise Center, LLC; MCP 2 Ames, LLC; MCP 2 Ames Two, LLC (100%); MCP 2 Ames One, LLC (100%); MCP 2 Ames Owner, LLC (100%); MCP 350 Rohlwing, LLC; MCP – Wellington, LLC; MCP Onyx, LLC; MCP Valley Forge, LLC; MCP Valley Forge Two, LLC (100%); MCP Valley Forge One, LLC (100%); MCP Valley Forge Owner, LLC (89%); MCP MA Property REIT, LLC; MCPF – Needham, LLC (100%); MCP 60 11th Street Member, LLC; 60 11th Street, LLC (100%); MCP-English Village, LLC; MCP 100 Congress Member, LLC; Des Moines Creek Business Park Phase II, LLC (95%); MCP Magnolia Park Member, LLC; MCP Denver Pavilions Member, LLC; MCP Buford Logistics Center 2 Member, LLC; MCP Seattle Gateway 1 Member, LLC; MCP 249 Industrial Business Park Member, LLC; MCP Seattle Gateway II Member, LLC; MCP Seventh and Osborn Retail Member, LLC; MCP Seventh and Osborn MF Member, LLC; Seventh and Osborn MF Venture, LLC (92.5%); High Street Seventh and Osborn Apartments, LLC (92.5%); MCP Block 23 Member, LLC; MCP Burnside Member, LLC; MCP Mountain Technology Center Member TRS, LLC; MCP Vineyard Avenue Member, LLC; MCP 93 Red River Member, LLC; MCP Frisco Office, LLC.

SCHEDULE Y - INFORMATION CONCERNING ACTIVITIES OF INSURER MEMBERS OF A HOLDING COMPANY GROUP

PART 1 - ORGANIZATIONAL CHART

- 1) The voting securities (excluding directors' qualifying shares, if any) of each subsidiary shown on the organizational chart are 100% owned by their respective parent corporation, unless otherwise indicated.
- 2) The Metropolitan Money Market Pool and MetLife Intermediate Income Pool are pass-through investments pools, of which Metropolitan Life Insurance Company and/or its subsidiaries and/or affiliates are general partners.
- 3) The MetLife, Inc. organizational chart does not include real estate joint ventures and partnerships of which MetLife, Inc. and/or its subsidiaries is an investment partner. In addition, certain inactive subsidiaries have also been omitted.
- 4) MetLife Services EEIG is a cost-sharing mechanism used in European Union for European Union-affiliated members.

SCHEDULE Y

PART 1A - DETAIL OF INSURANCE HOLDING COMPANY SYSTEM

1	2	3	4	5	6	7	8	9	10	11	12	13	14	15	16
Group Code	Group Name	NAIC Company Code	ID Number	Federal RSSD	CIK	Name of Securities Exchange if Publicly Traded (U.S. or International)	Names of Parent, Subsidiaries or Affiliates	Domiciliary Location	Relationship to Reporting Entity	Directly Controlled by (Name of Entity/Person)	Type of Control (Ownership Board, Management, Attorney-in-Fact, Influence, Other)	If Control is Ownership Provide Percentage	Ultimate Controlling Entity(ies)/Person(s)	Is an SCA Filing Required? (Y/N)	*
Members															
0241	MetLife.....	00000..	13-4075851..	2945824	1099219	NYSE, ISE.....	MetLife, Inc.....	DE.....	UDP.....	Board of Directors.....	Board of Directors		Board of Directors.....	..Y.....	
0241	MetLife.....	65978..	13-5581829..	1583845	937834		Metropolitan Life Insurance Company.....	NY.....	IA.....	MetLife, Inc.....	Ownership.....	100.000	MetLife, Inc.....	..N.....	
0241	MetLife.....	00000..	20-2985998..				500 Grant Street GP, LLC.....	DE.....	NIA.....	Metropolitan Life Insurance Company.....	Ownership.....	100.000	MetLife, Inc.....	..N.....	
0241	MetLife.....	00000..					500 Grant Street Associates Limited Partnership	CT.....	NIA.....	Metropolitan Life Insurance Company.....	Ownership.....	99.000	MetLife, Inc.....	..N.....	
0241	MetLife.....	00000..					500 Grant Street Associates Limited Partnership	CT.....	NIA.....	500 Grant Street GP LLC.....	Ownership.....	1.000	MetLife, Inc.....	..N.....	
0241	MetLife.....	00000..	22-3140349..				MetLife Retirement Services LLC.....	NJ.....	NIA.....	Metropolitan Life Insurance Company.....	Ownership.....	100.000	MetLife, Inc.....	..N.....	
0241	MetLife.....	00000..					MLIC CB Holdings LLC.....	DE.....	NIA.....	Metropolitan Life Insurance Company.....	Ownership.....	100.000	MetLife, Inc.....	..N.....	
0241	MetLife.....	00000..					HPZ Assets LLC.....	DE.....	NIA.....	Metropolitan Life Insurance Company.....	Ownership.....	100.000	MetLife, Inc.....	..N.....	
0241	MetLife.....	00000..					Alternative Fuels I, LLC.....	DE.....	NIA.....	Metropolitan Life Insurance Company.....	Ownership.....	100.000	MetLife, Inc.....	..N.....	
0241	MetLife.....	00000..	46-0800386..				CC Holdco Manager, LLC.....	DE.....	NIA.....	Metropolitan Life Insurance Company.....	Ownership.....	100.000	MetLife, Inc.....	..N.....	
0241	MetLife.....	00000..	13-5581829..				MetLife Private Equity Holdings, LLC.....	DE.....	NIA.....	MetLife SP Holdings, LLC.....	Ownership.....	100.000	MetLife, Inc.....	..N.....	
0241	MetLife.....	00000..					Euro CL Investments LLC.....	DE.....	NIA.....	Metropolitan Life Insurance Company.....	Ownership.....	100.000	MetLife, Inc.....	..N.....	
0241	MetLife.....	00000..	13-5581829..				1001 Properties, LLC.....	DE.....	NIA.....	Metropolitan Life Insurance Company.....	Ownership.....	100.000	MetLife, Inc.....	..N.....	
0241	MetLife.....	00000..	26-0291767..				6104 Hollywood, LLC.....	DE.....	NIA.....	Metropolitan Life Insurance Company.....	Ownership.....	100.000	MetLife, Inc.....	..N.....	
0241	MetLife.....	00000..					The Building at 575 Fifth Avenue Mezzanine LLC	DE.....	NIA.....	Metropolitan Life Insurance Company.....	Ownership.....	100.000	MetLife, Inc.....	..N.....	
0241	MetLife.....	00000..					The Building at 575 Fifth Avenue Mezzanine LLC	DE.....	NIA.....	The Building at 575 Fifth Avenue Mezzanine LLC	Ownership.....	100.000	MetLife, Inc.....	..N.....	
0241	MetLife.....	00000..					The Building at 575 Fifth Retail Holding LLC.....	DE.....	NIA.....	The Building at 575 Fifth Retail Holding LLC.....	Ownership.....	100.000	MetLife, Inc.....	..N.....	
0241	MetLife.....	00000..					The Building at 575 Fifth Retail Owner LLC.....	DE.....	NIA.....	The Building at 575 Fifth Retail Holding LLC.....	Ownership.....	100.000	MetLife, Inc.....	..N.....	
0241	MetLife.....	00000..	20-8254446..				10700 Wilshire, LLC.....	DE.....	NIA.....	Metropolitan Life Insurance Company.....	Ownership.....	100.000	MetLife, Inc.....	..N.....	
0241	MetLife.....	00000..	20-8342977..				Sandpiper Cove Associates II, LLC.....	DE.....	NIA.....	Metropolitan Life Insurance Company.....	Ownership.....	100.000	MetLife, Inc.....	..N.....	
0241	MetLife.....	00000..	47-3741955..				ML Mililani Member, LLC.....	DE.....	NIA.....	Metropolitan Life Insurance Company.....	Ownership.....	95.000	MetLife, Inc.....	..N.....	
0241	MetLife.....	00000..	47-3741955..				ML Mililani Member, LLC.....	DE.....	NIA.....	Metropolitan Tower Life Insurance Company.....	Ownership.....	5.000	MetLife, Inc.....	..N.....	
0241	MetLife.....	00000..	47-5228317..				MCPP Owners, LLC.....	DE.....	NIA.....	Metropolitan Life Insurance Company.....	Ownership.....	87.340	MetLife, Inc.....	..N.....	
0241	MetLife.....	00000..	47-5228317..				MCPP Owners, LLC.....	DE.....	NIA.....	Metropolitan Tower Life Insurance Company.....	Ownership.....	1.810	MetLife, Inc.....	..N.....	
0241	MetLife.....	00000..	47-5228317..				MCPP Owners, LLC.....	DE.....	NIA.....	Metropolitan Tower Life Insurance Company.....	Ownership.....	10.850	MetLife, Inc.....	..N.....	
0241	MetLife.....	00000..	20-3700390..				Viridian Miracle Mile, LLC.....	DE.....	NIA.....	Metropolitan Life Insurance Company.....	Ownership.....	100.000	MetLife, Inc.....	..N.....	
0241	MetLife.....	00000..	98-1107266..				Met Canada Solar ULC.....	CAN.....	NIA.....	MetLife Capital, Limited Partnership.....	Ownership.....	100.000	MetLife, Inc.....	..N.....	
0241	MetLife.....	00000..	86-1176467..				MEX DF Properties, LLC.....	DE.....	NIA.....	Metropolitan Life Insurance Company.....	Ownership.....	100.000	MetLife, Inc.....	..N.....	
0241	MetLife.....	00000..	55-0891973..				Corporate Real Estate Holdings, LLC.....	DE.....	NIA.....	Metropolitan Life Insurance Company.....	Ownership.....	100.000	MetLife, Inc.....	..N.....	
0241	MetLife.....	00000..					WFP 1000 Holding Company GP, LLC.....	DE.....	NIA.....	Metropolitan Life Insurance Company.....	Ownership.....	100.000	MetLife, Inc.....	..N.....	
0241	MetLife.....	00000..					ML Bellevue Member, LLC.....	DE.....	NIA.....	Metropolitan Life Insurance Company.....	Ownership.....	100.000	MetLife, Inc.....	..N.....	
0241	MetLife.....	00000..					MSV Irvine Property, LLC.....	DE.....	NIA.....	Metropolitan Life Insurance Company.....	Ownership.....	96.000	MetLife, Inc.....	..N.....	

Q12

SCHEDULE Y

PART 1A - DETAIL OF INSURANCE HOLDING COMPANY SYSTEM

1	2	3	4	5	6	7	8	9	10	11	12	13	14	15	16
Group Code	Group Name	NAIC Company Code	ID Number	Federal RSSD	CIK	Name of Securities Exchange if Publicly Traded (U.S. or International)	Names of Parent, Subsidiaries or Affiliates	Domiciliary Location	Relationship to Reporting Entity	Directly Controlled by (Name of Entity/Person)	Type of Control (Ownership Board, Management, Attorney-in-Fact, Influence, Other)	If Control is Ownership Provide Percentage	Ultimate Controlling Entity(ies)/Person(s)	Is an SCA Filing Required? (Y/N)	*
0241	MetLife.....	00000..					MSV Irvine Property, LLC.....	DE.....	NIA.....	Metropolitan Tower Realty Company, Inc.....	Ownership.....4.000	MetLife, Inc.....N.....	
0241	MetLife.....	00000..	13-3619870..				23rd Street Investments, Inc.....	DE.....	NIA.....	Metropolitan Life Insurance Company.....	Ownership.....100.000	MetLife, Inc.....Y.....	
0241	MetLife.....	00000..	06-1193029..				MetLife Capital Credit L.P.....	DE.....	NIA.....	Metropolitan Life Insurance Company.....	Ownership.....99.000	MetLife, Inc.....N.....	
0241	MetLife.....	00000..	06-1193029..				MetLife Capital Credit L.P.....	DE.....	NIA.....	23rd Street Investments, Inc.....	Ownership.....1.000	MetLife, Inc.....N.....	
0241	MetLife.....	00000..	91-1273824..				MetLife Capital, Limited Partnership.....	DE.....	NIA.....	Metropolitan Life Insurance Company.....	Ownership.....99.000	MetLife, Inc.....N.....	
0241	MetLife.....	00000..	91-1273824..				MetLife Capital, Limited Partnership.....	DE.....	NIA.....	23rd Street Investments, Inc.....	Ownership.....1.000	MetLife, Inc.....N.....	
0241	MetLife.....	00000..					Long Island Solar Farm, LLC.....	DE.....	NIA.....	MetLife Capital, Limited Partnership.....	Ownership.....90.390	MetLife, Inc.....N.....	
0241	MetLife.....	00000..	43-1822723..4275507			Missouri Reinsurance, Inc.....	CYM.....	IA.....	Metropolitan Life Insurance Company.....	Ownership.....100.000	MetLife, Inc.....Y.....	
0241	MetLife.....	00000..	13-3237278..				MetLife Holdings, Inc.....	DE.....	NIA.....	Metropolitan Life Insurance Company.....	Ownership.....100.000	MetLife, Inc.....Y.....	
0241	MetLife.....	00000..	13-3237275..				MetLife Credit Corp.....	DE.....	NIA.....	MetLife Holdings, Inc. (DE).....	Ownership.....100.000	MetLife, Inc.....N.....	
0241	MetLife.....	00000..	13-3237277..				MetLife Funding, Inc.....	DE.....	NIA.....	MetLife Holdings, Inc. (DE).....	Ownership.....100.000	MetLife, Inc.....N.....	
0241	MetLife.....	00000..					85 Broad Street Mezzanine LLC.....	DE.....	NIA.....	Metropolitan Life Insurance Company.....	Ownership.....100.000	MetLife, Inc.....N.....	
0241	MetLife.....	00000..	46-5563450..				Buford Logistics Center, LLC.....	DE.....	NIA.....	Metropolitan Life Insurance Company.....	Ownership.....100.000	MetLife, Inc.....N.....	
0241	MetLife.....	00000..					MetLife Park Tower Member , LLC.....	DE.....	NIA.....	Metropolitan Life Insurance Company.....	Ownership.....100.000	MetLife, Inc.....N.....	
0241	MetLife.....	00000..	47-5505232..				Park Tower REIT, Inc.....	DE.....	NIA.....	MetLife Park Tower Member, LLC.....	Ownership.....100.000	MetLife, Inc.....N.....	
0241	MetLife.....	00000..					Park Tower JV Member, LLC.....	DE.....	NIA.....	Park Tower REIT, Inc.....	Ownership.....100.000	MetLife, Inc.....N.....	
0241	MetLife.....	00000..	82-1637862..				MetLife Chino Member, LLC.....	DE.....	NIA.....	Metropolitan Life Insurance Company.....	Ownership.....100.000	MetLife, Inc.....N.....	
0241	MetLife.....	00000..	13-5581829..				MetLife Boro Station Member, LLC.....	DE.....	NIA.....	Metropolitan Life Insurance Company.....	Ownership.....100.000	MetLife, Inc.....N.....	
0241	MetLife.....	00000..	83-2270141..				MMP Owners, LLC.....	DE.....	NIA.....	Metropolitan Life Insurance Company.....	Ownership.....98.820	MetLife, Inc.....N.....	
0241	MetLife.....	00000..	83-2270141..				MMP Owners, LLC.....	DE.....	DS.....	Metropolitan Property and Casualty Insurance Company.....	Ownership.....1.180	MetLife, Inc.....N.....	
0241	MetLife.....	00000..	13-5581829..				MetLife 8280 Member, LLC.....	DE.....	NIA.....	Metropolitan Life Insurance Company.....	Ownership.....100.000	MetLife, Inc.....N.....	
0241	MetLife.....	00000..	13-3170235..				Metropolitan Tower Realty Company, Inc.....	DE.....	NIA.....	Metropolitan Life Insurance Company.....	Ownership.....100.000	MetLife, Inc.....Y.....	
0241	MetLife.....	00000..	01-0855028..				Midtown Heights, LLC.....	DE.....	NIA.....	Metropolitan Tower Realty Company, Inc.....	Ownership.....100.000	MetLife, Inc.....N.....	
0241	MetLife.....	00000..	43-6026902..				White Oak Royalty Company.....	OK.....	NIA.....	Metropolitan Life Insurance Company.....	Ownership.....100.000	MetLife, Inc.....Y.....	
0241	MetLife.....	00000..	30-0777814..				Marketplace Residences, LLC.....	DE.....	NIA.....	Metropolitan Life Insurance Company.....	Ownership.....100.000	MetLife, Inc.....N.....	
0241	MetLife.....	00000..	26-2853672..				MLIC Asset Holdings LLC.....	DE.....	NIA.....	Metropolitan Life Insurance Company.....	Ownership.....100.000	MetLife, Inc.....N.....	
0241	MetLife.....	00000..	36-4197196..				MetLife Properties Ventures, LLC.....	DE.....	NIA.....	Metropolitan Life Insurance Company.....	Ownership.....100.000	MetLife, Inc.....N.....	
0241	MetLife.....	00000..	22-2375428..				Transmountain Land & Livestock Company.....	MT.....	NIA.....	Metropolitan Life Insurance Company.....	Ownership.....100.000	MetLife, Inc.....Y.....	
0241	MetLife.....	00000..	34-1650967..				Hyatt Legal Plans, Inc.....	DE.....	NIA.....	Metropolitan Life Insurance Company.....	Ownership.....100.000	MetLife, Inc.....Y.....	
0241	MetLife.....	00000..	34-1631590..				Hyatt Legal Plans of Florida, Inc.....	FL.....	NIA.....	Hyatt Legal Plans, Inc.....	Ownership.....100.000	MetLife, Inc.....N.....	
0241	MetLife.....	00000..	27-0226554..				MLIC Asset Holdings II LLC.....	DE.....	NIA.....	Metropolitan Life Insurance Company.....	Ownership.....100.000	MetLife, Inc.....N.....	
0241	MetLife.....	00000..	30-0756430..				EI Conquistador MAH II LLC.....	DE.....	NIA.....	MLIC Asset Holdings II LLC.....	Ownership.....100.000	MetLife, Inc.....N.....	
0241	MetLife.....	00000..					MetLife RC SF Member, LLC.....	DE.....	NIA.....	Metropolitan Life Insurance Company.....	Ownership.....100.000	MetLife, Inc.....N.....	
0241	MetLife.....	00000..	20-8349277..				Sandpiper Cove Associates, LLC.....	DE.....	NIA.....	Metropolitan Life Insurance Company.....	Ownership.....90.590	MetLife, Inc.....N.....	
0241	MetLife.....	00000..	20-8349277..				Sandpiper Cove Associates, LLC.....	DE.....	NIA.....	Metropolitan Tower Realty Company, Inc.....	Ownership.....9.410	MetLife, Inc.....N.....	

Q12.1

SCHEDULE Y

PART 1A - DETAIL OF INSURANCE HOLDING COMPANY SYSTEM

1	2	3	4	5	6	7	8	9	10	11	12	13	14	15	16
Group Code	Group Name	NAIC Company Code	ID Number	Federal RSSD	CIK	Name of Securities Exchange if Publicly Traded (U.S. or International)	Names of Parent, Subsidiaries or Affiliates	Domiciliary Location	Relationship to Reporting Entity	Directly Controlled by (Name of Entity/Person)	Type of Control (Ownership Board, Management, Attorney-in-Fact, Influence, Other)	If Control is Ownership Provide Percentage	Ultimate Controlling Entity(ies)/Person(s)	Is an SCA Filing Required? (Y/N)	*
0241	MetLife.....	00000..	13-4047186..				MetLife Tower Resources Group, Inc.....	DE.....	NIA.....	Metropolitan Life Insurance Company.....	Ownership.....	100.000	MetLife, Inc.....	Y.....	
0241	MetLife.....	00000..					Housing Fund Manager, LLC.....	DE.....	NIA.....	Metropolitan Life Insurance Company.....	Ownership.....	100.000	MetLife, Inc.....	N.....	
0241	MetLife.....	00000..	26-0405155..				MTC Fund I, LLC.....	DE.....	NIA.....	Housing Fund Manager, LLC.....	Management.....		MetLife, Inc.....	N.....	
0241	MetLife.....	00000..					MTC Fund II, LLC.....	DE.....	NIA.....	Housing Fund Manager, LLC.....	Management.....		MetLife, Inc.....	N.....	
0241	MetLife.....	00000..	14-2013939..				MTC Fund III, LLC.....	DE.....	NIA.....	Housing Fund Manager, LLC.....	Management.....		MetLife, Inc.....	N.....	
0241	MetLife.....	00000..		4254454			St. James Fleet Investments Two Limited.....	CYM.....	NIA.....	Metropolitan Life Insurance Company.....	Ownership.....	100.000	MetLife, Inc.....	Y.....	
0241	MetLife.....	00000..		4254472			Park Twenty Three Investments Company.....	GBR.....	NIA.....	St. James Fleet Investments Two Limited.....	Ownership.....	100.000	MetLife, Inc.....	N.....	
0241	MetLife.....	00000..		4254481			Convent Station Euro Investments Four Company.....	GBR.....	NIA.....	Park Twenty Three Investments Company.....	Ownership.....	100.000	MetLife, Inc.....	N.....	
0241	MetLife.....	00000..	98-0391368..	4254520			OMI MLIC Investments Limited.....	CYM.....	NIA.....	St. James Fleet Investments Two Limited.....	Ownership.....	100.000	MetLife, Inc.....	N.....	
0241	MetLife.....	00000..	46-3608641..				ML Swan Mezz, LLC.....	DE.....	NIA.....	Metropolitan Life Insurance Company.....	Ownership.....	100.000	MetLife, Inc.....	N.....	
0241	MetLife.....	00000..	46-3589015..				ML Swan GP, LLC.....	DE.....	NIA.....	ML Swan Mezz, LLC.....	Ownership.....	100.000	MetLife, Inc.....	N.....	
0241	MetLife.....	00000..	46-3616798..				ML Dolphin Mezz, LLC.....	DE.....	NIA.....	Metropolitan Life Insurance Company.....	Ownership.....	100.000	MetLife, Inc.....	N.....	
0241	MetLife.....	00000..	82-4889675..				ML Southlands Member, LLC.....	DE.....	NIA.....	Metropolitan Life Insurance Company.....	Ownership.....	60.000	MetLife, Inc.....	N.....	
0241	MetLife.....	00000..	82-4889675..				ML Southlands Member, LLC.....	DE.....	NIA.....	Metropolitan Tower Life Insurance Company.....	Ownership.....	40.000	MetLife, Inc.....	N.....	
0241	MetLife.....	00000..	83-2970698..				ML Port Chester SC Member, LLC.....	DE.....	NIA.....	Metropolitan Life Insurance Company.....	Ownership.....	60.000	MetLife, Inc.....	N.....	
0241	MetLife.....	00000..	83-2970698..				ML Port Chester SC Member, LLC.....	DE.....	NIA.....	Metropolitan Tower Life Insurance Company.....	Ownership.....	40.000	MetLife, Inc.....	N.....	
0241	MetLife.....	00000..	82-4019470..				ML Cerritos TC Member, LLC.....	DE.....	NIA.....	Metropolitan Life Insurance Company.....	Ownership.....	60.000	MetLife, Inc.....	N.....	
0241	MetLife.....	00000..	82-4019470..				ML Cerritos TC Member, LLC.....	DE.....	NIA.....	Metropolitan Tower Life Insurance Company.....	Ownership.....	40.000	MetLife, Inc.....	N.....	
0241	MetLife.....	00000..					ML Sloan's Lake Member, LLC.....	DE.....	NIA.....	Metropolitan Life Insurance Company.....	Ownership.....	55.000	MetLife, Inc.....	N.....	
0241	MetLife.....	00000..					ML Sloan's Lake Member, LLC.....	DE.....	NIA.....	Metropolitan Tower Life Insurance Company.....	Ownership.....	45.000	MetLife, Inc.....	N.....	
0241	MetLife.....	00000..					ML Sentinel Square Member, LLC.....	DE.....	NIA.....	Metropolitan Life Insurance Company.....	Ownership.....	100.000	MetLife, Inc.....	N.....	
0241	MetLife.....	00000..					MetLife Securitization Depositor LLC.....	DE.....	NIA.....	Metropolitan Life Insurance Company.....	Ownership.....	100.000	MetLife, Inc.....	N.....	
0241	MetLife.....	00000..	46-3593573..				ML Dolphin GP, LLC.....	DE.....	NIA.....	ML Dolphin Mezz, LLC.....	Ownership.....	100.000	MetLife, Inc.....	N.....	
0241	MetLife.....	00000..					Haskell East Village, LLC.....	DE.....	NIA.....	Metropolitan Life Insurance Company.....	Ownership.....	100.000	MetLife, Inc.....	N.....	
0241	MetLife.....	00000..	46-3426206..				MetLife Cabo Hilton Member, LLC.....	DE.....	NIA.....	Metropolitan Life Insurance Company.....	Ownership.....	83.100	MetLife, Inc.....	N.....	
0241	MetLife.....	00000..	46-3426206..				MetLife Cabo Hilton Member, LLC.....	DE.....	NIA.....	Metropolitan Tower Life Insurance Company.....	Ownership.....	16.900	MetLife, Inc.....	N.....	
0241	MetLife.....	00000..	46-0803970..				MetLife CC Member, LLC.....	DE.....	NIA.....	Metropolitan Life Insurance Company.....	Ownership.....	95.122	MetLife, Inc.....	N.....	
0241	MetLife.....	00000..	46-0803970..				MetLife CC Member, LLC.....	DE.....	NIA.....	Metropolitan Tower Life Insurance Company.....	Ownership.....	4.878	MetLife, Inc.....	N.....	
0241	MetLife.....	00000..	13-5581829..				MetLife SP Holdings, LLC.....	DE.....	NIA.....	Metropolitan Life Insurance Company.....	Ownership.....	100.000	MetLife, Inc.....	N.....	
0241	MetLife.....	00000..	80-0821598..				Oconee Hotel Company, LLC.....	DE.....	NIA.....	Metropolitan Life Insurance Company.....	Ownership.....	100.000	MetLife, Inc.....	N.....	
0241	MetLife.....	00000..	80-0823015..				Oconee Land Company, LLC.....	DE.....	NIA.....	Metropolitan Life Insurance Company.....	Ownership.....	100.000	MetLife, Inc.....	N.....	
0241	MetLife.....	00000..	80-0823413..				Oconee Land Development Company, LLC.....	DE.....	NIA.....	Oconee Land Company, LLC.....	Ownership.....	100.000	MetLife, Inc.....	N.....	
0241	MetLife.....	00000..	90-0853553..				Oconee Golf Company, LLC.....	DE.....	NIA.....	Oconee Land Company, LLC.....	Ownership.....	100.000	MetLife, Inc.....	N.....	
0241	MetLife.....	00000..	37-1694299..				Oconee Marina Company, LLC.....	DE.....	NIA.....	Oconee Land Company, LLC.....	Ownership.....	100.000	MetLife, Inc.....	N.....	
0241	MetLife.....	00000..					1201 TAB Manager, LLC.....	DE.....	NIA.....	Metropolitan Life Insurance Company.....	Ownership.....	100.000	MetLife, Inc.....	N.....	
0241	MetLife.....	00000..	46-2460801..				MetLife 1201 TAB Member, LLC.....	DE.....	NIA.....	Metropolitan Life Insurance Company.....	Ownership.....	96.900	MetLife, Inc.....	N.....	

Q12.2

SCHEDULE Y

PART 1A - DETAIL OF INSURANCE HOLDING COMPANY SYSTEM

1	2	3	4	5	6	7	8	9	10	11	12	13	14	15	16
Group Code	Group Name	NAIC Company Code	ID Number	Federal RSSD	CIK	Name of Securities Exchange if Publicly Traded (U.S. or International)	Names of Parent, Subsidiaries or Affiliates	Domiciliary Location	Relationship to Reporting Entity	Directly Controlled by (Name of Entity/Person)	Type of Control (Ownership Board, Management, Attorney-in-Fact, Influence, Other)	If Control is Ownership Provide Percentage	Ultimate Controlling Entity(ies)/Person(s)	Is an SCA Filing Required? (Y/N)	*
0241	MetLife.....	00000..	46-2460801..				MetLife 1201 TAB Member, LLC.....	DE.....	DS.....	Metropolitan Property and Casualty Insurance Company	Ownership.....3.100	MetLife, Inc.....N.....	
0241	MetLife.....	00000..	46-2477278..				MetLife LHH Member, LLC.....	DE.....	NIA.....	Metropolitan Life Insurance Company.....	Ownership.....99.000	MetLife, Inc.....N.....	
0241	MetLife.....	00000..	46-2477278..				MetLife LHH Member, LLC.....	DE.....	NIA.....	Metropolitan Tower Life Insurance Company...	Ownership.....1.000	MetLife, Inc.....N.....	
0241	MetLife.....	00000..					1925 WJC Owner, LLC.....	DE.....	NIA.....	Metropolitan Life Insurance Company.....	Ownership.....100.000	MetLife, Inc.....N.....	
0241	MetLife.....	00000..	26-1762232..				Boulevard Residential, LLC.....	DE.....	NIA.....	Metropolitan Life Insurance Company.....	Ownership.....100.000	MetLife, Inc.....N.....	
0241	MetLife.....	00000..					MetLife Ontario Street Member, LLC.....	DE.....	NIA.....	Metropolitan Life Insurance Company.....	Ownership.....100.000	MetLife, Inc.....N.....	
0241	MetLife.....	00000..	46-4158087..				MetLife 555 12th Member, LLC.....	DE.....	NIA.....	Metropolitan Life Insurance Company.....	Ownership.....94.600	MetLife, Inc.....N.....	
0241	MetLife.....	00000..	46-4158087..				MetLife 555 12th Member, LLC.....	DE.....	NIA.....	Metropolitan Tower Life Insurance Company...	Ownership.....5.400	MetLife, Inc.....N.....	
0241	MetLife.....	00000..	82-3135079..				150 North Riverside PE Member, LLC.....	DE.....	NIA.....	Metropolitan Life Insurance Company.....	Ownership.....81.450	MetLife, Inc.....N.....	
0241	MetLife.....	00000..	82-3135079..				150 North Riverside PE Member, LLC.....	DE.....	NIA.....	Metropolitan Tower Life Insurance Company...	Ownership.....18.550	MetLife, Inc.....N.....	
0241	MetLife.....	00000..	47-2085444..				ML-AI MetLife Member 2, LLC.....	DE.....	NIA.....	Metropolitan Life Insurance Company.....	Ownership.....98.970	MetLife, Inc.....N.....	
0241	MetLife.....	00000..	47-2085444..				ML-AI MetLife Member 2, LLC.....	DE.....	NIA.....	Metropolitan Tower Life Insurance Company...	Ownership.....1.030	MetLife, Inc.....N.....	
0241	MetLife.....	00000..					ML-AI MetLife Member 3, LLC.....	DE.....	NIA.....	Metropolitan Life Insurance Company.....	Ownership.....100.000	MetLife, Inc.....N.....	
0241	MetLife.....	00000..					ML-AI MetLife Member 4, LLC.....	DE.....	NIA.....	Metropolitan Life Insurance Company.....	Ownership.....60.000	MetLife, Inc.....N.....	
0241	MetLife.....	00000..					ML-AI MetLife Member 4, LLC.....	DE.....	NIA.....	Metropolitan Tower Life Insurance Company...	Ownership.....40.000	MetLife, Inc.....N.....	
0241	MetLife.....	00000..					White Tract II, LLC.....	DE.....	NIA.....	Metropolitan Life Insurance Company.....	Ownership.....100.000	MetLife, Inc.....N.....	
0241	MetLife.....	00000..	81-3382498..				MetLife ConSquare Member, LLC.....	DE.....	NIA.....	Metropolitan Life Insurance Company.....	Ownership.....100.000	MetLife, Inc.....N.....	
0241	MetLife.....	00000..	13-5581829..				MetLife Member Solaire, LLC.....	DE.....	NIA.....	Metropolitan Life Insurance Company.....	Ownership.....100.000	MetLife, Inc.....N.....	
0241	MetLife.....	00000..	81-0770888..				MetLife Treat Towers Member, LLC.....	DE.....	NIA.....	Metropolitan Life Insurance Company.....	Ownership.....100.000	MetLife, Inc.....N.....	
0241	MetLife.....	00000..	46-4133357..				ML Bridgeside Apartments, LLC.....	DE.....	NIA.....	Metropolitan Life Insurance Company.....	Ownership.....100.000	MetLife, Inc.....N.....	
0241	MetLife.....	00000..	46-4283517..				MetLife Camino Ramon Member, LLC.....	DE.....	NIA.....	Metropolitan Tower Life Insurance Company...	Ownership.....1.000	MetLife, Inc.....N.....	
0241	MetLife.....	00000..	46-4283517..				MetLife Camino Ramon Member, LLC.....	DE.....	NIA.....	Metropolitan Life Insurance Company.....	Ownership.....99.000	MetLife, Inc.....N.....	
0241	MetLife.....	00000..	46-4255167..				ML Terraces, LLC.....	DE.....	NIA.....	Metropolitan Life Insurance Company.....	Ownership.....100.000	MetLife, Inc.....N.....	
0241	MetLife.....	00000..					MetLife CB W/A, LLC.....	DE.....	NIA.....	Metropolitan Life Insurance Company.....	Ownership.....100.000	MetLife, Inc.....N.....	
0241	MetLife.....	00000..					MetLife 1007 Stewart, LLC.....	DE.....	NIA.....	Metropolitan Life Insurance Company.....	Ownership.....100.000	MetLife, Inc.....N.....	
0241	MetLife.....	00000..					Chestnut Flats Wind, LLC.....	DE.....	NIA.....	Metropolitan Life Insurance Company.....	Ownership.....100.000	MetLife, Inc.....N.....	
0241	MetLife.....	00000..	46-4129811..				MetLife 425 MKT Member, LLC.....	DE.....	NIA.....	Metropolitan Life Insurance Company.....	Ownership.....100.000	MetLife, Inc.....N.....	
0241	MetLife.....	00000..	13-5581829..				Southcreek Industrial Holdings, LLC.....	DE.....	NIA.....	Metropolitan Life Insurance Company.....	Ownership.....100.000	MetLife, Inc.....N.....	
0241	MetLife.....	00000..	46-4229772..				MetLife THR Investor, LLC.....	DE.....	NIA.....	Metropolitan Life Insurance Company.....	Ownership.....100.000	MetLife, Inc.....N.....	
0241	MetLife.....	00000..	13-5581829..				MCJV, LLC.....	DE.....	NIA.....	Metropolitan Life Insurance Company.....	Ownership.....100.000	MetLife, Inc.....N.....	
0241	MetLife.....	00000..					MetLife OFC Member, LLC.....	DE.....	NIA.....	Metropolitan Life Insurance Company.....	Ownership.....100.000	MetLife, Inc.....N.....	
0241	MetLife.....	00000..	47-1256270..				MetLife OBS Member, LLC.....	DE.....	NIA.....	Metropolitan Life Insurance Company.....	Ownership.....100.000	MetLife, Inc.....N.....	
0241	MetLife.....	00000..					MetLife FM Hotel Member, LLC.....	DE.....	NIA.....	Metropolitan Life Insurance Company.....	Ownership.....100.000	MetLife, Inc.....N.....	
0241	MetLife.....	00000..					LHCW Holdings (U.S.) LLC.....	DE.....	NIA.....	MetLife FM Hotel Member, LLC.....	Ownership.....100.000	MetLife, Inc.....N.....	
0241	MetLife.....	00000..					LHC Holdings (U.S.) LLC.....	DE.....	NIA.....	LHCW Holdings (U.S.) LLC.....	Ownership.....100.000	MetLife, Inc.....N.....	

Q12.3

SCHEDULE Y

PART 1A - DETAIL OF INSURANCE HOLDING COMPANY SYSTEM

1	2	3	4	5	6	7	8	9	10	11	12	13	14	15	16
Group Code	Group Name	NAIC Company Code	ID Number	Federal RSSD	CIK	Name of Securities Exchange if Publicly Traded (U.S. or International)	Names of Parent, Subsidiaries or Affiliates	Domiciliary Location	Relationship to Reporting Entity	Directly Controlled by (Name of Entity/Person)	Type of Control (Ownership Board, Management, Attorney-in-Fact, Influence, Other)	If Control is Ownership Provide Percentage	Ultimate Controlling Entity(ies)/Person(s)	Is an SCA Filing Required? (Y/N)	*
0241	MetLife.....	00000..					LHCW Hotel Holding (U.S.) LLC.....	DE.....	NIA.....	LHC Holdings (U.S.) LLC.....	Ownership.....	100.000	MetLife, Inc.....	..N.....	
0241	MetLife.....	00000..					LHCW Hotel Holding (2002) LLC.....	DE.....	NIA.....	LHCW Hotel Holding (U.S.) LLC.....	Ownership.....	100.000	MetLife, Inc.....	..N.....	
0241	MetLife.....	00000..					LHCW Hotel Operating Company (2002) LLC..	DE.....	NIA.....	LHCW Hotel Holding (U.S.) LLC.....	Ownership.....	100.000	MetLife, Inc.....	..N.....	
0241	MetLife.....	00000..	46-4584166..				ML Southmore, LLC	DE.....	NIA.....	Metropolitan Life Insurance Company.....	Ownership.....	99.000	MetLife, Inc.....	..N.....	
0241	MetLife.....	00000..	46-4584166..				ML Southmore, LLC	DE.....	NIA.....	Metropolitan Tower Life Insurance Company...	Ownership.....	1.000	MetLife, Inc.....	..N.....	
0241	MetLife.....	00000..					MetLife HCMJV 1 GP, LLC.....	DE.....	NIA.....	Metropolitan Life Insurance Company.....	Ownership.....	100.000	MetLife, Inc.....	..N.....	
0241	MetLife.....	00000..	46-4196012..				ML-AI MetLife Member 1, LLC.....	DE.....	NIA.....	Metropolitan Life Insurance Company.....	Ownership.....	95.199	MetLife, Inc.....	..N.....	
0241	MetLife.....	00000..	46-4196012..				ML-AI MetLife Member 1, LLC.....	DE.....	DS.....	Metropolitan Property and Casualty Insurance Company	Ownership.....	4.801	MetLife, Inc.....	..N.....	
0241	MetLife.....	00000..	13-3759652..	3166279			MetLife International Holdings, LLC.....	DE.....	NIA.....	MetLife Global Holding Company II GmbH (Swiss)	Ownership.....	100.000	MetLife, Inc.....	..N.....	
0241	MetLife.....	00000..	13-3953333..	3166372			Natiloportem Holdings, LLC.....	DE.....	NIA.....	MetLife International Holdings, LLC.....	Ownership.....	100.000	MetLife, Inc.....	..N.....	
0241	MetLife.....	00000..		3166402			Excelencia Operativa y Tecnologica, S.A. de C.V. (Mexico)	MEX.....	NIA.....	Natiloportem Holdings, LLC.....	Ownership.....	99.000	MetLife, Inc.....	..N.....	
0241	MetLife.....	00000..		3166402			Excelencia Operativa y Tecnologica, S.A. de C.V. (Mexico)	MEX.....	NIA.....	MetLife Mexico Servicios, S.A. de C.V.....	Ownership.....	1.000	MetLife, Inc.....	..N.....	
0241	MetLife.....	00000..		3373705			MLA Comercial, S.A. de C.V. (Mexico).....	MEX.....	NIA.....	Excelencia Operativa y Tecnologica, S.A. de C.V.	Ownership.....	99.000	MetLife, Inc.....	..N.....	
0241	MetLife.....	00000..		3373705			MLA Comercial, S.A. de C.V. (Mexico).....	MEX.....	NIA.....	MetLife Mexico Servicios, S.A. de C.V.....	Ownership.....	1.000	MetLife, Inc.....	..N.....	
0241	MetLife.....	00000..		3373714			MLA Servicios S.A. de C.V. (Mexico).....	MEX.....	NIA.....	Excelencia Operativa y Tecnologica, S.A. de C.V.	Ownership.....	99.000	MetLife, Inc.....	..N.....	
0241	MetLife.....	00000..		3373714			MLA Servicios S.A. de C.V. (Mexico).....	MEX.....	NIA.....	MetLife Mexico Servicios, S.A. de C.V.....	Ownership.....	1.000	MetLife, Inc.....	..N.....	
0241	MetLife.....	00000..		4240907			MM Global Operations Support Center, S.A. de C.V.	MEX.....	NIA.....	MetLife Global Holding Company II GmbH (Swiss)	Ownership.....	100.000	MetLife, Inc.....	..N.....	
0241	MetLife.....	00000..		4240907			MM Global Operations Support Center, S.A. de C.V.	MEX.....	NIA.....	MetLife Global Holding Company I GmbH (Swiss)	Ownership.....		MetLife, Inc.....	..N.....	
0241	MetLife.....	00000..		4254995			Fundacion MetLife Mexico, A.C.....	MEX.....	NIA.....	MM Global Operations Support Center, S.A. de C.V., S.A. de C.V.	Ownership.....	100.000	MetLife, Inc.....	..N.....	
0241	MetLife.....	00000..					MetLife Asia Services Sdn. Bhd.....	MYS.....	NIA.....	MetLife Global Holding Company II GmbH (Swiss)	Ownership.....	100.000	MetLife, Inc.....	..N.....	
0241	MetLife.....	00000..		3166318			Metropolitan Life Seguros e Previdencia Privada S.A. (Brazil)	BRA.....	IA.....	MetLife International Holdings, LLC.....	Ownership.....	66.662	MetLife, Inc.....	..N.....	
0241	MetLife.....	00000..		3166318			Metropolitan Life Seguros e Previdencia Privada S.A. (Brazil)	BRA.....	IA.....	MetLife Worldwide Holdings, LLC.....	Ownership.....	33.337	MetLife, Inc.....	..N.....	
0241	MetLife.....	00000..		3166318			Metropolitan Life Seguros e Previdencia Privada S.A. (Brazil)	BRA.....	IA.....	Natiloportem Holdings, LLC.....	Ownership.....	0.001	MetLife, Inc.....	..N.....	
0241	MetLife.....	00000..		4191616			MetLife Ireland Holdings One Limited.....	IRL.....	NIA.....	MetLife International Holdings, LLC.....	Ownership.....	100.000	MetLife, Inc.....	..N.....	

Q12.4

SCHEDULE Y

PART 1A - DETAIL OF INSURANCE HOLDING COMPANY SYSTEM

1	2	3	4	5	6	7	8	9	10	11	12	13	14	15	16
Group Code	Group Name	NAIC Company Code	ID Number	Federal RSSD	CIK	Name of Securities Exchange if Publicly Traded (U.S. or International)	Names of Parent, Subsidiaries or Affiliates	Domiciliary Location	Relationship to Reporting Entity	Directly Controlled by (Name of Entity/Person)	Type of Control (Ownership Board, Management, Attorney-in-Fact, Influence, Other)	If Control is Ownership Provide Percentage	Ultimate Controlling Entity(ies)/Person(s)	Is an SCA Filing Required? (Y/N)	*
0241	MetLife.....	00000..		..4189846			MetLife Global Holdings Corporation S.A. de C.V. (Mexico)	MEX.....	NIA.....	MetLife Ireland Holdings One Limited.....	Ownership.....98.900	MetLife, Inc.....N.....	
0241	MetLife.....	00000..		..4189846			MetLife Global Holdings Corporation S.A. de C.V. (Mexico)	MEX.....	NIA.....	MetLife International Limited, LLC.....	Ownership.....1.100	MetLife, Inc.....N.....	
0241	MetLife.....	00000..	13-3047691..				Metropolitan Global Management, LLC.....	IRL.....	NIA.....	MetLife Global Holdings Corporation S.A. de C.V.	Ownership.....99.700	MetLife, Inc.....N.....	
0241	MetLife.....	00000..	13-3047691..				Metropolitan Global Management, LLC.....	IRL.....	NIA.....	MetLife International Holdings, LLC.....	Ownership.....0.300	MetLife, Inc.....N.....	
0241	MetLife.....	00000..	AA-2730030.	..3165740			MetLife Mexico Holding S. de R.L. de C.V.....	MEX.....	IA.....	Metropolitan Global Management , LLC.....	Ownership.....100.000	MetLife, Inc.....N.....	
0241	MetLife.....	00000..	AA-2730030.	..3165740			MetLife Mexico Holding S. de R.L. de C.V.....	MEX.....	IA.....	Excelencia Operativa y Tecnologica, S.A. de C.V.	Ownership.....		MetLife, Inc.....N.....	
0241	MetLife.....	00000..	AA-2730030.	..3165740			MetLife Mexico S.A.....	MEX.....	IA.....	MetLife Mexico Holdings, S. de R.L. de C.V.....	Ownership.....99.050	MetLife, Inc.....N.....	
0241	MetLife.....	00000..	AA-2730030.	..3165740			MetLife Mexico S.A.....	MEX.....	IA.....	MetLife International Holdings, LLC.....	Ownership.....0.950	MetLife, Inc.....N.....	
0241	MetLife.....	00000..		..4241061			ML Capacitacion Comercial S.A. de C.V. (Mexico)	MEX.....	NIA.....	MetLife Mexico S.A.....	Ownership.....99.000	MetLife, Inc.....N.....	
0241	MetLife.....	00000..		..4241061			ML Capacitacion Comercial S.A. de C.V. (Mexico)	MEX.....	NIA.....	MetLife Mexico Servicios, S.A. de C.V.....	Ownership.....1.000	MetLife, Inc.....N.....	
0241	MetLife.....	00000..		..3165795			MetLife Pensiones Mexico S.A.....	MEX.....	IA.....	MetLife Mexico Holdings, S. de R.L. de C.V.....	Ownership.....97.513	MetLife, Inc.....N.....	
0241	MetLife.....	00000..		..3165795			MetLife Pensiones Mexico S.A.....	MEX.....	IA.....	MetLife International Holdings, LLC.....	Ownership.....2.488	MetLife, Inc.....N.....	
0241	MetLife.....	00000..		..3267390			MetLife Mexico Servicios S.A. de C.V.....	MEX.....	NIA.....	MetLife Mexico Holdings, S. de R.L. de C.V.....	Ownership.....98.000	MetLife, Inc.....N.....	
0241	MetLife.....	00000..		..3267390			MetLife Mexico Servicios S.A. de C.V.....	MEX.....	NIA.....	MetLife International Holdings, LLC.....	Ownership.....2.000	MetLife, Inc.....N.....	
0241	MetLife.....	00000..	AA-5420018.	..3166288			MetLife Insurance Company of Korea, Limited..	KOR.....	IA.....	MetLife Mexico S.A.....	Ownership.....14.640	MetLife, Inc.....N.....	
0241	MetLife.....	00000..	AA-5420018.	..3166288			MetLife Insurance Company of Korea, Limited..	KOR.....	IA.....	Metropolitan Global Management , LLC.....	Ownership.....85.360	MetLife, Inc.....N.....	
0241	MetLife.....	00000..					MetLife Financial Services, Co., Ltd. (South Korea)	KOR.....	NIA.....	MetLife Insurance Company of Korea, Limited	Ownership.....100.000	MetLife, Inc.....N.....	
0241	MetLife.....	00000..		..4200880			MetLife Ireland Treasury d.a.c.....	IRL.....	NIA.....	MetLife Global Holdings Corporation S.A. de C.V.	Ownership.....100.000	MetLife, Inc.....N.....	
0241	MetLife.....	00000..	AA-1930041.	..1173714			MetLife Insurance Limited (Australia).....	AUS.....	IA.....	MetLife Ireland Treasury d.a.c.....	Ownership.....91.165	MetLife, Inc.....N.....	
0241	MetLife.....	00000..	AA-1930041.	..1173714			MetLife Insurance Limited (Australia).....	AUS.....	IA.....	MetLife Global Holdings Corporation S.A. de C.V.	Ownership.....8.835	MetLife, Inc.....N.....	
0241	MetLife.....	00000..					The Direct Call Center PTY Limited (Australia)..	AUS.....	NIA.....	MetLife Insurance Limited (Australia).....	Ownership.....100.000	MetLife, Inc.....N.....	
0241	MetLife.....	00000..		..4239358			MetLife Investments PTY Limited (Australia)....	AUS.....	NIA.....	MetLife Insurance Limited (Australia).....	Ownership.....100.000	MetLife, Inc.....N.....	
0241	MetLife.....	00000..		..4239367			MetLife Insurance and Investment Trust (Australia)	AUS.....	NIA.....	MetLife Investments PTY Limited.....	Ownership.....100.000	MetLife, Inc.....N.....	
0241	MetLife.....	00000..		..1173732			MetLife General Insurance Limited (Australia)..	AUS.....	IA.....	MetLife Ireland Treasury d.a.c.....	Ownership.....100.000	MetLife, Inc.....N.....	
0241	MetLife.....	00000..					MetLife International Limited, LLC (DE).....	DE.....	NIA.....	MetLife International Holdings, LLC.....	Ownership.....100.000	MetLife, Inc.....N.....	
0241	MetLife.....	00000..					AmMetLife Insurance Berhad.....	MYS.....	IA.....	MetLife International Holdings, LLC.....	Ownership.....50.000	MetLife, Inc.....N.....	
0241	MetLife.....	00000..					MAXIS GBN S.A.S.	FRA.....	NIA.....	MetLife International Holdings, LLC.....	Ownership.....50.000	MetLife, Inc.....N.....	

Q12.5

SCHEDULE Y

PART 1A - DETAIL OF INSURANCE HOLDING COMPANY SYSTEM

1	2	3	4	5	6	7	8	9	10	11	12	13	14	15	16
Group Code	Group Name	NAIC Company Code	ID Number	Federal RSSD	CIK	Name of Securities Exchange if Publicly Traded (U.S. or International)	Names of Parent, Subsidiaries or Affiliates	Domiciliary Location	Relationship to Reporting Entity	Directly Controlled by (Name of Entity/Person)	Type of Control (Ownership Board, Management, Attorney-in-Fact, Influence, Other)	If Control is Ownership Provide Percentage	Ultimate Controlling Entity(ies)/Person(s)	Is an SCA Filing Required? (Y/N)	*
0241	MetLife.....	00000..	AA-5480033.				AmMetLife Takaful Berhad.....	MYS.....	IA.....	MetLife International Holdings, LLC.....	Ownership.....50.000	MetLife, Inc.....N.....	
0241	MetLife.....	00000..					MetLife Asia Limited (Hong Kong).....	HKG.....	NIA.....	MetLife International Holdings, LLC.....	Ownership.....100.000	MetLife, Inc.....N.....	
0241	MetLife.....	00000..	3166309			Metropolitan Life Insurance Company of Hong Kong Limited	HKG.....	IA.....	MetLife International Holdings, LLC.....	Ownership.....99.999	MetLife, Inc.....N.....	
0241	MetLife.....	00000..	3166309			Metropolitan Life Insurance Company of Hong Kong Limited	HKG.....	IA.....	Natiloportem Holdings, LLC.....	Ownership.....0.001	MetLife, Inc.....N.....	
0241	MetLife.....	00000..	4195913			MetLife Planos Odontologicos Ltda. (Brazil).....	BRA.....	IA.....	MetLife International Holdings, LLC.....	Ownership.....99.999	MetLife, Inc.....N.....	
0241	MetLife.....	00000..	4195913			MetLife Planos Odontologicos Ltda. (Brazil).....	BRA.....	IA.....	Natiloportem Holdings, LLC.....	Ownership.....0.001	MetLife, Inc.....N.....	
0241	MetLife.....	00000..	20-5894439..3373639			MetLife Global, Inc.....	DE.....	NIA.....	MetLife, Inc.....	Ownership.....100.000	MetLife, Inc.....N.....	
0241	MetLife.....	00000..	4189837			Inversiones MetLife Holdco Dos Limitada (Chile)	CHL.....	NIA.....	MetLife International Holdings, LLC.....	Ownership.....0.001	MetLife, Inc.....N.....	
0241	MetLife.....	00000..	4189837			Inversiones MetLife Holdco Dos Limitada (Chile)	CHL.....	NIA.....	Natiloportem Holdings, LLC.....	Ownership.....		MetLife, Inc.....N.....	
0241	MetLife.....	00000..	4189837			Inversiones MetLife Holdco Dos Limitada (Chile)	CHL.....	NIA.....	MetLife, Inc.....	Ownership.....99.999	MetLife, Inc.....N.....	
0241	MetLife.....	00000..	AA-2130012.1641857			MetLife Seguros S.A. (Argentina).....	ARG.....	IA.....	MetLife International Holdings, LLC.....	Ownership.....95.524	MetLife, Inc.....N.....	
0241	MetLife.....	00000..	AA-2130012.1641857			MetLife Seguros S.A. (Argentina).....	ARG.....	IA.....	Natiloportem Holdings, LLC.....	Ownership.....2.675	MetLife, Inc.....N.....	
0241	MetLife.....	00000..	AA-2130012.4251145			MetLife Seguros S.A. (Argentina).....	ARG.....	IA.....	International Technical and Advisory Services Limited (DE)	Ownership.....1.801	MetLife, Inc.....N.....	
0241	MetLife.....	00000..	2327738			Compania Inversora MetLife S.A. (Argentina).....	ARG.....	NIA.....	MetLife International Holdings, LLC.....	Ownership.....95.460	MetLife, Inc.....N.....	
0241	MetLife.....	00000..	2327738			Compania Inversora MetLife S.A. (Argentina).....	ARG.....	NIA.....	Natiloportem Holdings, LLC.....	Ownership.....4.540	MetLife, Inc.....N.....	
0241	MetLife.....	00000..	4247296			MetLife Servicios S.A. (Argentina).....	ARG.....	NIA.....	Compania Inversora MetLife S.A.....	Ownership.....18.870	MetLife, Inc.....N.....	
0241	MetLife.....	00000..	4247296			MetLife Servicios S.A. (Argentina).....	ARG.....	NIA.....	MetLife Seguros S.A.....	Ownership.....79.880	MetLife, Inc.....N.....	
0241	MetLife.....	00000..	4247296			MetLife Servicios S.A. (Argentina).....	ARG.....	NIA.....	Natiloportem Holdings, LLC.....	Ownership.....0.990	MetLife, Inc.....N.....	
0241	MetLife.....	00000..	4247296			MetLife Servicios S.A. (Argentina).....	ARG.....	NIA.....	MetLife Seguros de Retiro S.A.....	Ownership.....0.260	MetLife, Inc.....N.....	
0241	MetLife.....	00000..	06-1597037..2985727			MetLife Worldwide Holdings, LLC.....	DE.....	NIA.....	MetLife International Holdings, LLC.....	Ownership.....100.000	MetLife, Inc.....N.....	
0241	MetLife.....	00000..	AA-5324104.3144558			MetLife Limited (Hong Kong).....	HKG.....	IA.....	MetLife Worldwide Holdings, LLC.....	Ownership.....100.000	MetLife, Inc.....N.....	
0241	MetLife.....	00000..					BIDV MetLife Life Insurance Limited Liability Company	VNM.....	IA.....	MetLife Limited (Hong Kong).....	Ownership.....63.440	MetLife, Inc.....N.....	
0241	MetLife.....	00000..	2704610			Best Market S.A. (Argentina).....	ARG.....	NIA.....	MetLife International Holdings, LLC.....	Ownership.....95.000	MetLife, Inc.....N.....	
0241	MetLife.....	00000..	2704610			Best Market S.A. (Argentina).....	ARG.....	NIA.....	Natiloportem Holdings, LLC.....	Ownership.....5.000	MetLife, Inc.....N.....	
0241	MetLife.....	00000..	AA-5344102.3166411			PNB MetLife India Insurance Company Limited.	IND.....	IA.....	MetLife International Holdings, LLC.....	Ownership.....32.053	MetLife, Inc.....N.....	
0241	MetLife.....	00000..	AA-2130046.1388303			MetLife Seguros de Retiro S.A. (Argentina).....	ARG.....	IA.....	MetLife International Holdings, LLC.....	Ownership.....96.890	MetLife, Inc.....N.....	
0241	MetLife.....	00000..	AA-2130046.1388303			MetLife Seguros de Retiro S.A. (Argentina).....	ARG.....	IA.....	Natiloportem Holdings, LLC.....	Ownership.....3.110	MetLife, Inc.....N.....	
0241	MetLife.....	00000..	AA-2130046.4321758			MetLife Seguros de Retiro S.A. (Argentina).....	ARG.....	IA.....	International Technical and Advisory Services Limited (DE)	Ownership.....		MetLife, Inc.....N.....	

Q12.6

SCHEDULE Y

PART 1A - DETAIL OF INSURANCE HOLDING COMPANY SYSTEM

1	2	3	4	5	6	7	8	9	10	11	12	13	14	15	16
Group Code	Group Name	NAIC Company Code	ID Number	Federal RSSD	CIK	Name of Securities Exchange if Publicly Traded (U.S. or International)	Names of Parent, Subsidiaries or Affiliates	Domiciliary Location	Relationship to Reporting Entity	Directly Controlled by (Name of Entity/Person)	Type of Control (Ownership Board, Management, Attorney-in-Fact, Influence, Other)	If Control is Ownership Provide Percentage	Ultimate Controlling Entity(ies)/Person(s)	Is an SCA Filing Required? (Y/N)	*
0241	MetLife.....	00000...		3373648			MetLife Administradora de Fundos Multipatrocinados Ltda. (Brazil)	BRA.....	NIA.....	MetLife International Holdings, LLC.....	Ownership.....	100.000	MetLife, Inc.....	N.....	
0241	MetLife.....	00000...		3373648			MetLife Administradora de Fundos Multipatrocinados Ltda. (Brazil)	BRA.....	NIA.....	Natiloportem Holdings, LLC.....	Ownership.....		MetLife, Inc.....	N.....	
0241	MetLife.....	26298...	13-2725441..	3219728			Metropolitan Property and Casualty Insurance Company	RI.....	RE.....	MetLife, Inc.....	Ownership.....	100.000	MetLife, Inc.....	N.....	
0241	MetLife.....	39950...	22-2342710..				Metropolitan General Insurance Company.....	RI.....	DS.....	Metropolitan Property and Casualty Insurance Company	Ownership.....	100.000	MetLife, Inc.....	N.....	
0241	MetLife.....	40169...	05-0393243..				Metropolitan Casualty Insurance Company.....	RI.....	DS.....	Metropolitan Property and Casualty Insurance Company	Ownership.....	100.000	MetLife, Inc.....	N.....	
0241	MetLife.....	25321...	23-1903575..				Metropolitan Direct Property and Casualty Insurance Company	RI.....	DS.....	Metropolitan Property and Casualty Insurance Company	Ownership.....	100.000	MetLife, Inc.....	N.....	
0241	MetLife.....	22926...	36-1022580..				Economy Fire & Casualty Company.....	IL.....	DS.....	Metropolitan Property and Casualty Insurance Company	Ownership.....	100.000	MetLife, Inc.....	N.....	
0241	MetLife.....	38067...	36-3027848..				Economy Preferred Insurance Company.....	IL.....	DS.....	Economy Fire & Casualty Company.....	Ownership.....	100.000	MetLife, Inc.....	N.....	
0241	MetLife.....	40649...	36-3105737..				Economy Premier Assurance Company.....	IL.....	DS.....	Economy Fire & Casualty Company.....	Ownership.....	100.000	MetLife, Inc.....	N.....	
0241	MetLife.....	00000...	95-3003951..				MetLife Auto & Home Insurance Agency, Inc....	RI.....	DS.....	Metropolitan Property and Casualty Insurance Company	Ownership.....	100.000	MetLife, Inc.....	Y.....	
0241	MetLife.....	34339...	13-2915260..				Metropolitan Group Property and Casualty Insurance Company	RI.....	DS.....	Metropolitan Property and Casualty Insurance Company	Ownership.....	100.000	MetLife, Inc.....	N.....	
0241	MetLife.....	00000...	05-0476998..				Metropolitan Lloyds, Inc.....	TX.....	DS.....	Metropolitan Property and Casualty Insurance Company	Ownership.....	100.000	MetLife, Inc.....	Y.....	
0241	MetLife.....	13938...	75-2483187..				Metropolitan Lloyds Insurance Company of Texas	TX.....	DS.....	Metropolitan Lloyds, Inc.....	Attorney-in-fact..		MetLife, Inc.....	N.....	
0241	MetLife.....	00000...					Sino-US United MetLife Insurance Co. Ltd.....	CHN.....	IA.....	Metropolitan Life Insurance Company.....	Ownership.....	50.000	MetLife, Inc.....	N.....	
0241	MetLife.....	00000...	13-4153151..				MetLife Canadian Property Ventures LLC.....	NY.....	NIA.....	Metropolitan Life Insurance Company.....	Ownership.....	100.000	MetLife, Inc.....	N.....	
0241	MetLife.....	97136...	13-3114906..	3219773			Metropolitan Tower Life Insurance Company....	NE.....	IA.....	MetLife, Inc.....	Ownership.....	100.000	MetLife, Inc.....	N.....	
0241	MetLife.....	00000...	38-4035918..				MetLife Assignment Company, Inc (DE).....	DE.....	NIA.....	Metropolitan Tower Life Insurance Company...	Ownership.....	100.000	MetLife, Inc.....	Y.....	
0241	MetLife.....	00000...					EntreCap Real Estate II, LLC.....	DE.....	NIA.....	Metropolitan Tower Life Insurance Company...	Ownership.....	100.000	MetLife, Inc.....	N.....	
0241	MetLife.....	00000...					PREFCO Dix-Huit LLC.....	CT.....	NIA.....	EntreCap Real Estate II, LLC.....	Ownership.....	100.000	MetLife, Inc.....	N.....	
0241	MetLife.....	00000...					PREFCO X Holdings LLC.....	CT.....	NIA.....	EntreCap Real Estate II, LLC.....	Ownership.....	100.000	MetLife, Inc.....	N.....	
0241	MetLife.....	00000...					PREFCO Ten Limited Partnership.....	CT.....	NIA.....	EntreCap Real Estate II, LLC.....	Ownership.....	99.900	MetLife, Inc.....	N.....	
0241	MetLife.....	00000...					PREFCO Ten Limited Partnership.....	CT.....	NIA.....	PREFCO X Holdings LLC.....	Ownership.....	0.100	MetLife, Inc.....	N.....	
0241	MetLife.....	00000...					PREFCO Vingt LLC.....	CT.....	NIA.....	EntreCap Real Estate II, LLC.....	Ownership.....	100.000	MetLife, Inc.....	N.....	
0241	MetLife.....	00000...					PREFCO Twenty Limited Partnership.....	CT.....	NIA.....	EntreCap Real Estate II, LLC.....	Ownership.....	99.000	MetLife, Inc.....	N.....	
0241	MetLife.....	00000...					PREFCO Twenty Limited Partnership.....	CT.....	NIA.....	PREFCO Vingt LLC.....	Ownership.....	1.000	MetLife, Inc.....	N.....	
0241	MetLife.....	00000...					Plaza Drive Properties, LLC.....	DE.....	NIA.....	Metropolitan Tower Life Insurance Company...	Ownership.....	100.000	MetLife, Inc.....	N.....	

Q12.7

SCHEDULE Y

PART 1A - DETAIL OF INSURANCE HOLDING COMPANY SYSTEM

1	2	3	4	5	6	7	8	9	10	11	12	13	14	15	16
Group Code	Group Name	NAIC Company Code	ID Number	Federal RSSD	CIK	Name of Securities Exchange if Publicly Traded (U.S. or International)	Names of Parent, Subsidiaries or Affiliates	Domiciliary Location	Relationship to Reporting Entity	Directly Controlled by (Name of Entity/Person)	Type of Control (Ownership Board, Management, Attorney-in-Fact, Influence, Other)	If Control is Ownership Provide Percentage	Ultimate Controlling Entity(ies)/Person(s)	Is an SCA Filing Required? (Y/N)	*
0241	MetLife.....	00000..					MTL Leasing, LLC.....	DE.....	NIA.....	Metropolitan Tower Life Insurance Company...	Ownership.....	100.000	MetLife, Inc.....	N.....	
0241	MetLife.....	00000..					PREFCO IX Realty LLC.....	CT.....	NIA.....	MTL Leasing, LLC.....	Ownership.....	100.000	MetLife, Inc.....	N.....	
0241	MetLife.....	00000..					Plaza Drive Properties Sublandlord, LLC.....	DE.....	NIA.....	Metropolitan Tower Life Insurance Company...	Ownership.....	100.000	MetLife, Inc.....	N.....	
0241	MetLife.....	00000..					ML Armature Member, LLC.....	DE.....	NIA.....	Metropolitan Tower Life Insurance Company...	Ownership.....	12.660	MetLife, Inc.....	N.....	
0241	MetLife.....	00000..					ML Armature Member, LLC.....	DE.....	NIA.....	Metropolitan Life Insurance Company.....	Ownership.....	87.340	MetLife, Inc.....	N.....	
0241	MetLife.....	00000..					PREFCO XIV Holdings LLC.....	CT.....	NIA.....	MTL Leasing, LLC.....	Ownership.....	100.000	MetLife, Inc.....	N.....	
0241	MetLife.....	00000..					PREFCO Fourteen Limited Partnership.....	CT.....	NIA.....	MTL Leasing, LLC.....	Ownership.....	99.900	MetLife, Inc.....	N.....	
0241	MetLife.....	00000..					PREFCO Fourteen Limited Partnership.....	CT.....	NIA.....	PREFCO XIV Holdings LLC.....	Ownership.....	0.100	MetLife, Inc.....	N.....	
0241	MetLife.....	00000..					1320 Venture LLC.....	DE.....	NIA.....	MTL Leasing, LLC.....	Ownership.....	100.000	MetLife, Inc.....	N.....	
0241	MetLife.....	00000..	13-3114906..				1320 GP LLC.....	DE.....	NIA.....	MTL Leasing, LLC.....	Ownership.....	100.000	MetLife, Inc.....	N.....	
0241	MetLife.....	00000..	38-3846857..				1320 Owner LP.....	DE.....	NIA.....	1320 Venture LLC.....	Ownership.....	99.900	MetLife, Inc.....	N.....	
0241	MetLife.....	00000..	38-3846857..				1320 Owner LP.....	DE.....	NIA.....	1320 GP LLC.....	Ownership.....	0.100	MetLife, Inc.....	N.....	
0241	MetLife.....	00000..					MetLife Chile Inversiones Limitada.....	CHL.....	NIA.....	MetLife, Inc.....	Ownership.....	72.351	MetLife, Inc.....	N.....	
0241	MetLife.....	00000..					MetLife Chile Inversiones Limitada.....	CHL.....	NIA.....	Inversiones MetLife Holdco Dos Limitada.....	Ownership.....	2.767	MetLife, Inc.....	N.....	
0241	MetLife.....	00000..					MetLife Chile Inversiones Limitada.....	CHL.....	NIA.....	Natiloportem Holdings, LLC.....	Ownership.....		MetLife, Inc.....	N.....	
0241	MetLife.....	00000..					MetLife Chile Inversiones Limitada.....	CHL.....	NIA.....	American Life Insurance Company.....	Ownership.....	24.882	MetLife, Inc.....	N.....	
0241	MetLife.....	00000..	82-2405817..				MetLife Investment Management Holdings, LLC.....	DE.....	NIA.....	MetLife, Inc.....	Ownership.....	100.000	MetLife, Inc.....	N.....	
0241	MetLife.....	00000..					MetLife Investment Management, LLC.....	DE.....	NIA.....	MetLife Investment Management Holdings, LLC.....	Ownership.....	100.000	MetLife, Inc.....	N.....	
0241	MetLife.....	00000..	20-8262288..				Logan Circle Partners GP, LLC.....	PA.....	NIA.....	MetLife Investment Management Holdings, LLC.....	Ownership.....	100.000	MetLife, Inc.....	N.....	
0241	MetLife.....	00000..					MetLife Real Estate Lending LLC.....	DE.....	NIA.....	MetLife Investment Management Holdings, LLC.....	Ownership.....	100.000	MetLife, Inc.....	N.....	
0241	MetLife.....	00000..					ML Venture 1 Manager, S. de R.L. de C.V. (Mexico).....	MEX.....	NIA.....	MetLife Investment Management Holdings, LLC.....	Ownership.....	99.900	MetLife, Inc.....	N.....	
0241	MetLife.....	00000..					ML Venture 1 Manager, S. de R.L. de C.V. (Mexico).....	MEX.....	NIA.....	MetLife Investment Management Holdings (Ireland) Limited.....	Ownership.....	0.100	MetLife, Inc.....	N.....	
0241	MetLife.....	00000..	38-3853223..				MIM I LLC.....	PA.....	NIA.....	MetLife Investment Management, LLC.....	Ownership.....	100.000	MetLife, Inc.....	N.....	
0241	MetLife.....	00000..	26-0333595..				MIM EMD GP, LLC.....	DE.....	NIA.....	MetLife Investment Management, LLC.....	Ownership.....	100.000	MetLife, Inc.....	N.....	
0241	MetLife.....	00000..	AA-2280000..				MetLife Chile Seguros de Vida S.A.....	CHL.....	IA.....	MetLife Chile Inversiones Limitada.....	Ownership.....	99.997	MetLife, Inc.....	N.....	
0241	MetLife.....	00000..	AA-2280000..				MetLife Chile Seguros de Vida S.A.....	CHL.....	IA.....	International Technical and Advisory Services Limited (DE).....	Ownership.....	0.003	MetLife, Inc.....	N.....	
0241	MetLife.....	00000..					Inversiones MetLife Holdco Tres Limitada (Chile).....	CHL.....	NIA.....	MetLife Chile Inversiones Limitada.....	Ownership.....	97.130	MetLife, Inc.....	N.....	
0241	MetLife.....	00000..					Inversiones MetLife Holdco Tres Limitada (Chile).....	CHL.....	NIA.....	Inversiones MetLife Holdco Dos Limitada.....	Ownership.....	2.870	MetLife, Inc.....	N.....	

Q12.8

SCHEDULE Y

PART 1A - DETAIL OF INSURANCE HOLDING COMPANY SYSTEM

1	2	3	4	5	6	7	8	9	10	11	12	13	14	15	16
Group Code	Group Name	NAIC Company Code	ID Number	Federal RSSD	CIK	Name of Securities Exchange if Publicly Traded (U.S. or International)	Names of Parent, Subsidiaries or Affiliates	Domiciliary Location	Relationship to Reporting Entity	Directly Controlled by (Name of Entity/Person)	Type of Control (Ownership Board, Management, Attorney-in-Fact, Influence, Other)	If Control is Ownership Provide Percentage	Ultimate Controlling Entity(ies)/Person(s)	Is an SCA Filing Required? (Y/N)	*
0241	MetLife.....	00000..					AFP Provida S.A. (Chile)	CHL.....	NIA.....	MetLife Chile Inversiones Limitada.....	Ownership.....10.922	MetLife, Inc.....N.....	
0241	MetLife.....	00000..					AFP Provida S.A. (Chile)	CHL.....	NIA.....	Inversiones MetLife Holdco Tres Limitada.....	Ownership.....42.382	MetLife, Inc.....N.....	
0241	MetLife.....	00000..					AFP Provida S.A. (Chile)	CHL.....	NIA.....	Inversiones MetLife Holdco Dos Limitada.....	Ownership.....42.382	MetLife, Inc.....N.....	
0241	MetLife.....	00000..		4255282			MetLife Chile Administradora de Mutuos Hipotecarios S.A.	CHL.....	NIA.....	MetLife Chile Seguros de Vida S.A.....	Ownership.....99.900	MetLife, Inc.....N.....	
0241	MetLife.....	00000..		4255282			MetLife Chile Administradora de Mutuos Hipotecarios S.A.	CHL.....	NIA.....	MetLife Chile Inversiones Limitada.....	Ownership.....0.100	MetLife, Inc.....N.....	
0241	MetLife.....	00000..					Provida Internacional S.A. (Chile)	CHL.....	NIA.....	AFP Provida S.A.....	Ownership.....99.990	MetLife, Inc.....N.....	
0241	MetLife.....	00000..					Provida Internacional S.A. (Chile)	CHL.....	NIA.....	MetLife Chile Inversiones Limitada.....	Ownership.....0.010	MetLife, Inc.....N.....	
0241	MetLife.....	00000..					AFP Genesis Administradora de Fondos y Fidecomisos S.A. (Ecuador)	ECU.....	NIA.....	Provida Internacional S.A.	Ownership.....99.900	MetLife, Inc.....N.....	
0241	MetLife.....	00000..					AFP Genesis Administradora de Fondos y Fidecomisos S.A. (Ecuador)	ECU.....	NIA.....	AFP Provida S.A.....	Ownership.....0.100	MetLife, Inc.....N.....	
0241	MetLife.....	00000..					MetLife Chile Seguros Generales S.A. (Chile)	CHL.....	IA.....	MetLife Chile Inversiones Limitada.....	Ownership.....99.980	MetLife, Inc.....N.....	
0241	MetLife.....	00000..					MetLife Chile Seguros Generales S.A. (Chile)	CHL.....	IA.....	Inversiones MetLife Holdco Dos Limitada.....	Ownership.....0.020	MetLife, Inc.....N.....	
0241	MetLife.....	00000..	52-1528581..	3921834	727303		SafeGuard Health Enterprises, Inc.....	DE.....	NIA.....	MetLife, Inc.....	Ownership.....100.000	MetLife, Inc.....N.....	
0241	MetLife.....	00000..	14170..	33-0733552..			MetLife Health Plans, Inc.....	NJ.....	NIA.....	SafeGuard Health Enterprises, Inc.....	Ownership.....100.000	MetLife, Inc.....N.....	
0241	MetLife.....	00000..	95-2879515..				SafeGuard Health Plans, Inc. (CA).....	CA.....	NIA.....	SafeGuard Health Enterprises, Inc.....	Ownership.....100.000	MetLife, Inc.....N.....	
0241	MetLife.....	00000..	79014..	33-0515751..			SafeHealth Life Insurance Company.....	CA.....	NIA.....	SafeGuard Health Enterprises, Inc.....	Ownership.....100.000	MetLife, Inc.....N.....	
0241	MetLife.....	00000..	52009..	65-0073323..			SafeGuard Health Plans, Inc. (FL).....	FL.....	NIA.....	SafeGuard Health Enterprises, Inc.....	Ownership.....100.000	MetLife, Inc.....N.....	
0241	MetLife.....	00000..	95051..	75-2046497..			SafeGuard Health Plans, Inc. (TX).....	TX.....	NIA.....	SafeGuard Health Enterprises, Inc.....	Ownership.....100.000	MetLife, Inc.....N.....	
0241	MetLife.....	00000..	98-1099650..				MetLife Global Benefits, Ltd.....	CYM.....	IA.....	MetLife, Inc.....	Ownership.....100.000	MetLife, Inc.....N.....	
0241	MetLife.....	00000..	36-3665871..	3165900			Cova Life Management Company.....	DE.....	NIA.....	MetLife, Inc.....	Ownership.....100.000	MetLife, Inc.....N.....	
0241	MetLife.....	00000..	20-5707084..	3817825			MetLife Services and Solutions, LLC.....	DE.....	NIA.....	MetLife Group, Inc.....	Ownership.....100.000	MetLife, Inc.....N.....	
0241	MetLife.....	00000..		3818523			MetLife Solutions Pte. Ltd.....	SGP.....	NIA.....	MetLife Services and Solutions, LLC.....	Ownership.....100.000	MetLife, Inc.....N.....	
0241	MetLife.....	00000..	98-0613376..	3818550			MetLife Global Operations Support Center Private Limited	IND.....	NIA.....	MetLife Solutions Pte. Ltd.....	Ownership.....100.000	MetLife, Inc.....N.....	
0241	MetLife.....	00000..	98-0613376..	3818550			MetLife Global Operations Support Center Private Limited	IND.....	NIA.....	Natiloportem Holdings, LLC.....	Ownership.....	MetLife, Inc.....N.....	
0241	MetLife.....	00000..		3818541			MetLife Services East Private Limited.....	IND.....	NIA.....	MetLife Solutions Pte. Ltd.....	Ownership.....99.990	MetLife, Inc.....N.....	
0241	MetLife.....	00000..		3818541			MetLife Services East Private Limited.....	IND.....	NIA.....	Natiloportem Holdings, LLC.....	Ownership.....0.010	MetLife, Inc.....N.....	
0241	MetLife.....	00000..	22-3805708..	3302488			Newbury Insurance Company, Limited.....	DE.....	IA.....	MetLife, Inc.....	Ownership.....100.000	MetLife, Inc.....N.....	
0241	MetLife.....	00000..	13-3179826..	3219782			MetLife Digital Ventures, Inc.....	DE.....	NIA.....	MetLife, Inc.....	Ownership.....100.000	MetLife, Inc.....N.....	
0241	MetLife.....	00000..	13626..	20-5819518..	3921870		MetLife Reinsurance Company of Charleston.....	SC.....	IA.....	MetLife, Inc.....	Ownership.....100.000	MetLife, Inc.....N.....	
0241	MetLife.....	00000..	26-6122204..	4254959			MetLife Capital Trust IV.....	DE.....	NIA.....	MetLife, Inc.....	Ownership.....100.000	MetLife, Inc.....N.....	
0241	MetLife.....	00000..	27-0858844..	4278786			MetLife Home Loans LLC.....	DE.....	NIA.....	MetLife, Inc.....	Ownership.....100.000	MetLife, Inc.....N.....	

Q12.9

SCHEDULE Y

PART 1A - DETAIL OF INSURANCE HOLDING COMPANY SYSTEM

1	2	3	4	5	6	7	8	9	10	11	12	13	14	15	16
Group Code	Group Name	NAIC Company Code	ID Number	Federal RSSD	CIK	Name of Securities Exchange if Publicly Traded (U.S. or International)	Names of Parent, Subsidiaries or Affiliates	Domiciliary Location	Relationship to Reporting Entity	Directly Controlled by (Name of Entity/Person)	Type of Control (Ownership Board, Management, Attorney-in-Fact, Influence, Other)	If Control is Ownership Provide Percentage	Ultimate Controlling Entity(ies)/Person(s)	Is an SCA Filing Required? (Y/N)	*
0241	MetLife.....	00000..	75-2417735..2602211	Federal Flood Certification LLC.....	TX.....	NIA.....	MetLife, Inc.....	Ownership.....100.000	MetLife, Inc.....N.....
0241	MetLife.....	00000..	55-0790010..3165807	MetLife Group, Inc.....	NY.....	NIA.....	MetLife, Inc.....	Ownership.....100.000	MetLife, Inc.....N.....
0241	MetLife.....	00000..	MLIA SBAF Manager, LLC (DE).....	DE.....	NIA.....	MetLife Investment Management, LLC.....	Ownership.....100.000	MetLife, Inc.....N.....
0241	MetLife.....	00000..	82-2405817..	MLIA SBAF Colony Manager, LLC (DE).....	DE.....	NIA.....	MetLife Investment Management, LLC.....	Ownership.....100.000	MetLife, Inc.....N.....
0241	MetLife.....	00000..	MetLife Middle Market Private Debt GP, LLC (DE)	DE.....	NIA.....	MetLife Investment Management, LLC.....	Ownership.....100.000	MetLife, Inc.....N.....
0241	MetLife.....	00000..	MetLife Middle Market Private Debt Fund, LP (DE)	DE.....	NIA.....	MetLife Private Equity Holdings, LLC.....	Ownership.....31.150	MetLife, Inc.....N.....
0241	MetLife.....	00000..	MetLife Middle Market Private Debt Fund, LP (DE)	DE.....	NIA.....	Metropolitan Life Insurance Company.....	Ownership.....31.150	MetLife, Inc.....N.....
0241	MetLife.....	00000..	MetLife Middle Market Private Debt Fund, LP (DE)	DE.....	NIA.....	MetLife Middle Market Private Debt GP, LLC (DE)	Ownership.....0.350	MetLife, Inc.....N.....
0241	MetLife.....	00000..	MetLife Middle Market Private Debt Parallel GP, LLC (DE)	DE.....	NIA.....	MetLife Investment Management, LLC.....	Ownership.....100.000	MetLife, Inc.....N.....
0241	MetLife.....	00000..	MetLife Middle Market Private Debt Parallel Fund, LP(DE)	DE.....	NIA.....	MetLife Insurance K.K. (Japan).....	Ownership.....100.000	MetLife, Inc.....N.....
0241	MetLife.....	00000..	MLIA Manager I, LLC (DE).....	DE.....	NIA.....	MetLife Investment Management, LLC.....	Ownership.....100.000	MetLife, Inc.....N.....
0241	MetLife.....	00000..	ML Bellevue Manager, LLC.....	DE.....	NIA.....	MetLife Investment Management, LLC.....	Ownership.....100.000	MetLife, Inc.....N.....
0241	MetLife.....	00000..	13-4075851..	ML-URS Port Chester SC Manager, LLC.....	DE.....	NIA.....	MetLife Investment Management, LLC.....	Ownership.....100.000	MetLife, Inc.....N.....
0241	MetLife.....	00000..	20-4607161..	MetLife European Holdings, LLC.....	DE.....	NIA.....	MetLife, Inc.	Ownership.....100.000	MetLife, Inc.....N.....
0241	MetLife.....	00000..	MetLife Core Property Fund GP, LLC	DE.....	NIA.....	MetLife Investment Management, LLC.....	Ownership.....100.000	MetLife, Inc.....N.....
0241	MetLife.....	00000..	80-0946518..	MetLife Core Property Fund, LP	DE.....	NIA.....	Metropolitan Life Insurance Company.....	Ownership.....14.690	MetLife, Inc.....N.....
0241	MetLife.....	00000..	80-0946518..	MetLife Core Property Fund, LP	DE.....	NIA.....	Metropolitan Life Insurance Company (on behalf of Sep Acct 746)	Ownership.....2.370	MetLife, Inc.....N.....
0241	MetLife.....	00000..	80-0946518..	MetLife Core Property Fund, LP	DE.....	NIA.....	MetLife Insurance Company of Korea, Limited	Ownership.....1.870	MetLife, Inc.....N.....
0241	MetLife.....	00000..	80-0946518..	MetLife Core Property Fund, LP	DE.....	NIA.....	Metropolitan Tower Life Insurance Company..	Ownership.....0.050	MetLife, Inc.....N.....
0241	MetLife.....	00000..	80-0946518..	MetLife Core Property Fund, LP	DE.....	NIA.....	MetLife Insurance K.K. (Japan).....	Ownership.....6.340	MetLife, Inc.....N.....
0241	MetLife.....	00000..	80-0946518..	MetLife Core Property Fund, LP	DE.....	DS.....	Metropolitan Property and Casualty Insurance Company	Ownership.....1.660	MetLife, Inc.....N.....
0241	MetLife.....	00000..	80-0947139..	MetLife Core Property REIT, LLC	DE.....	NIA.....	MetLife Core Property Fund, LP	Ownership.....100.000	MetLife, Inc.....N.....
0241	MetLife.....	00000..	46-3934926..	MetLife Core Property Holdings, LLC	DE.....	NIA.....	MetLife Core Property REIT, LLC	Ownership.....100.000	MetLife, Inc.....N.....
0241	MetLife.....	00000..	80-0947139..	MCP Property Management LLC (DE).....	DE.....	NIA.....	MetLife Core Property Holdings, LLC.....	Ownership.....100.000	MetLife, Inc.....N.....
0241	MetLife.....	00000..	MetLife Core Property TRS, LLC (DE).....	DE.....	NIA.....	MetLife Core Property Holdings, LLC.....	Ownership.....100.000	MetLife, Inc.....N.....
0241	MetLife.....	00000..	13-4075851..	MetLife Commercial Mortgage Income Fund GP, LLC	DE.....	NIA.....	MetLife Investment Management, LLC.....	Ownership.....100.000	MetLife, Inc.....N.....
0241	MetLife.....	00000..	47-2630137..	MetLife Commercial Mortgage Income Fund LP	DE.....	NIA.....	Metropolitan Life Insurance Company.....	Ownership.....26.600	MetLife, Inc.....N.....

Q12.10

SCHEDULE Y

PART 1A - DETAIL OF INSURANCE HOLDING COMPANY SYSTEM

1	2	3	4	5	6	7	8	9	10	11	12	13	14	15	16
Group Code	Group Name	NAIC Company Code	ID Number	Federal RSSD	CIK	Name of Securities Exchange if Publicly Traded (U.S. or International)	Names of Parent, Subsidiaries or Affiliates	Domiciliary Location	Relationship to Reporting Entity	Directly Controlled by (Name of Entity/Person)	Type of Control (Ownership Board, Management, Attorney-in-Fact, Influence, Other)	If Control is Ownership Provide Percentage	Ultimate Controlling Entity(ies)/Person(s)	Is an SCA Filing Required? (Y/N)	*
0241	MetLife.....	00000...	47-2630137..				MetLife Commercial Mortgage Income Fund LP	DE.....	NIA.....	MetLife Insurance Company of Korea, Limited	Ownership.....2.100	MetLife, Inc.....N.....	
0241	MetLife.....	00000...	47-2630137..				MetLife Commercial Mortgage Income Fund LP	DE.....	NIA.....	MetLife Limited	Ownership.....2.700	MetLife, Inc.....N.....	
0241	MetLife.....	00000...	47-2630137..				MetLife Commercial Mortgage Income Fund LP	DE.....	NIA.....	Metropolitan Life Insurance Company of Hong Kong Limited	Ownership.....0.030	MetLife, Inc.....N.....	
0241	MetLife.....	00000...	47-2630137..				MetLife Commercial Mortgage Income Fund LP	DE.....	NIA.....	Metropolitan Tower Life Insurance Company...	Ownership.....2.700	MetLife, Inc.....N.....	
0241	MetLife.....	00000...	47-2688528..				MetLife Commercial Mortgage REIT, LLC.....	DE.....	NIA.....	MetLife Commercial Mortgage Income Fund, LP	Ownership.....100.000	MetLife, Inc.....N.....	
0241	MetLife.....	00000...	47-2703778..				MetLife Commercial Mortgage Originator, LLC..	DE.....	NIA.....	MetLife Commercial Mortgage REIT, LLC.....	Ownership.....100.000	MetLife, Inc.....N.....	
0241	MetLife.....	00000...	47-5495603..				MCMIF Holdco I, LLC.....	DE.....	NIA.....	MetLife Commercial Mortgage Originator, LLC	Ownership.....100.000	MetLife, Inc.....N.....	
0241	MetLife.....	00000...					MCMIF Holdco II, LLC.....	DE.....	NIA.....	MetLife Commercial Mortgage Originator, LLC	Ownership.....100.000	MetLife, Inc.....N.....	
0241	MetLife.....	00000...					MetLife International PE Fund I, LP.....	CYM.....	NIA.....	MetLife Insurance K.K. (Japan).....	Ownership.....92.593	MetLife, Inc.....N.....	
0241	MetLife.....	00000...					MetLife International PE Fund I, LP.....	CYM.....	NIA.....	Metropolitan Life Insurance Company of Hong Kong Limited	Ownership.....0.576	MetLife, Inc.....N.....	
0241	MetLife.....	00000...					MetLife International PE Fund I, LP.....	CYM.....	NIA.....	MetLife Limited (Hong Kong).....	Ownership.....2.716	MetLife, Inc.....N.....	
0241	MetLife.....	00000...					MetLife International PE Fund I, LP.....	CYM.....	NIA.....	MetLife Mexico S.A.....	Ownership.....4.115	MetLife, Inc.....N.....	
0241	MetLife.....	00000...					MetLife Alternatives GP, LLC.....	DE.....	NIA.....	MetLife Investment Management, LLC.....	Ownership.....100.000	MetLife, Inc.....N.....	
0241	MetLife.....	00000...	98-1150291..				MetLife International HF Partners, LP.....	CYM.....	NIA.....	MetLife Insurance K.K. (Japan).....	Ownership.....88.220	MetLife, Inc.....N.....	
0241	MetLife.....	00000...	98-1150291..				MetLife International HF Partners, LP.....	CYM.....	NIA.....	MetLife Insurance Company of Korea, Limited	Ownership.....9.470	MetLife, Inc.....N.....	
0241	MetLife.....	00000...	98-1150291..				MetLife International HF Partners, LP.....	CYM.....	NIA.....	MetLife Limited (Hong Kong)	Ownership.....2.290	MetLife, Inc.....N.....	
0241	MetLife.....	00000...	98-1150291..				MetLife International HF Partners, LP.....	CYM.....	NIA.....	MetLife Alternatives GP, LLC.....	Ownership.....0.020	MetLife, Inc.....N.....	
0241	MetLife.....	00000...	98-1162663..				MetLife International PE Fund II, LP.....	CYM.....	NIA.....	MetLife Insurance K.K. (Japan).....	Ownership.....94.540	MetLife, Inc.....N.....	
0241	MetLife.....	00000...	98-1162663..				MetLife International PE Fund II, LP.....	CYM.....	NIA.....	MetLife Limited (Hong Kong)	Ownership.....2.770	MetLife, Inc.....N.....	
0241	MetLife.....	00000...	98-1162663..				MetLife International PE Fund II, LP.....	CYM.....	NIA.....	MetLife Mexico S.A.....	Ownership.....2.100	MetLife, Inc.....N.....	
0241	MetLife.....	00000...	98-1162663..				MetLife International PE Fund II, LP.....	CYM.....	NIA.....	Metropolitan Life Insurance Company of Hong Kong Limited	Ownership.....0.590	MetLife, Inc.....N.....	
0241	MetLife.....	00000...	98-1226825..				MetLife International PE Fund III, LP.....	CYM.....	NIA.....	MetLife Insurance K.K. (Japan).....	Ownership.....88.930	MetLife, Inc.....N.....	
0241	MetLife.....	00000...	98-1226825..				MetLife International PE Fund III, LP.....	CYM.....	NIA.....	MetLife Insurance Company of Korea, Limited	Ownership.....7.910	MetLife, Inc.....N.....	
0241	MetLife.....	00000...	98-1226825..				MetLife International PE Fund III, LP.....	CYM.....	NIA.....	Metropolitan Life Insurance Company of Hong Kong Limited	Ownership.....0.550	MetLife, Inc.....N.....	
0241	MetLife.....	00000...	98-1226825..				MetLife International PE Fund III, LP.....	CYM.....	NIA.....	MetLife Limited (Hong Kong).....	Ownership.....2.610	MetLife, Inc.....N.....	
0241	MetLife.....	00000...	98-1277596..				MetLife International PE Fund IV, LP.....	CYM.....	NIA.....	MetLife Insurance K.K. (Japan).....	Ownership.....94.700	MetLife, Inc.....N.....	
0241	MetLife.....	00000...	98-1277596..				MetLife International PE Fund IV, LP.....	CYM.....	NIA.....	MetLife Insurance Company of Korea, Limited	Ownership.....3.790	MetLife, Inc.....N.....	
0241	MetLife.....	00000...	98-1277596..				MetLife International PE Fund IV, LP.....	CYM.....	NIA.....	MetLife Limited (Hong Kong).....	Ownership.....1.510	MetLife, Inc.....N.....	
0241	MetLife.....	00000...					MetLife International PE Fund V, LP.....	CYM.....	NIA.....	MetLife Insurance K.K. (Japan).....	Ownership.....81.699	MetLife, Inc.....N.....	

Q12.11

SCHEDULE Y

PART 1A - DETAIL OF INSURANCE HOLDING COMPANY SYSTEM

1	2	3	4	5	6	7	8	9	10	11	12	13	14	15	16
Group Code	Group Name	NAIC Company Code	ID Number	Federal RSSD	CIK	Name of Securities Exchange if Publicly Traded (U.S. or International)	Names of Parent, Subsidiaries or Affiliates	Domiciliary Location	Relationship to Reporting Entity	Directly Controlled by (Name of Entity/Person)	Type of Control (Ownership Board, Management, Attorney-in-Fact, Influence, Other)	If Control is Ownership Provide Percentage	Ultimate Controlling Entity(ies)/Person(s)	Is an SCA Filing Required? (Y/N)	*
0241	MetLife.....	00000..					MetLife International PE Fund V, LP.....	CYM.....	NIA.....	MetLife Insurance Company of Korea, Limited	Ownership.....3.268	MetLife, Inc.....N.....	
0241	MetLife.....	00000..					MetLife International PE Fund V, LP.....	CYM.....	NIA.....	MetLife Limited (Hong Kong).....	Ownership.....15.033	MetLife, Inc.....N.....	
0241	MetLife.....	00000..					MetLife International PE Fund VI, LP.....	CYM.....	NIA.....	MetLife Insurance K.K. (Japan).....	Ownership.....76.323	MetLife, Inc.....N.....	
0241	MetLife.....	00000..					MetLife International PE Fund VI, LP.....	CYM.....	NIA.....	MetLife Insurance Company of Korea, Limited	Ownership.....3.469	MetLife, Inc.....N.....	
0241	MetLife.....	00000..					MetLife International PE Fund VI, LP.....	CYM.....	NIA.....	MetLife Limited (Hong Kong).....	Ownership.....20.208	MetLife, Inc.....N.....	
0241	MetLife.....	00000..					MetLife Loan Asset Management, LLC.....	DE.....	NIA.....	MetLife Investment Management, LLC.....	Ownership.....100.000	MetLife, Inc.....N.....	
0241	MetLife.....	00000..					MLIA Park Tower Manager, LLC.....	DE.....	NIA.....	MetLife Investment Management, LLC.....	Ownership.....100.000	MetLife, Inc.....N.....	
0241	MetLife.....	00000..	46-4140926..				MIM Property Management, LLC.....	DE.....	NIA.....	MetLife Investment Management, LLC.....	Ownership.....100.000	MetLife, Inc.....N.....	
0241	MetLife.....	00000..					MIM Property Management of Georgia 1, LLC..	DE.....	NIA.....	MIM Property Management, LLC.....	Ownership.....100.000	MetLife, Inc.....N.....	
0241	MetLife.....	13092..	26-1511401..	4300892			MetLife Reinsurance Company of Vermont.....	VT.....	IA.....	MetLife, Inc.....	Ownership.....100.000	MetLife, Inc.....N.....	
0241	MetLife.....	62634..	51-0104167..	4255107			Delaware American Life Insurance Company....	DE.....	IA.....	MetLife, Inc.....	Ownership.....100.000	MetLife, Inc.....N.....	
0241	MetLife.....	00000..	27-1206753..				MetLife Consumer Services, Inc.....	DE.....	NIA.....	MetLife, Inc.....	Ownership.....100.000	MetLife, Inc.....N.....	
0241	MetLife.....	00000..	81-2253384..				MetLife Insurance Brokerage, Inc.....	NY.....	NIA.....	MetLife, Inc.....	Ownership.....100.000	MetLife, Inc.....N.....	
0241	MetLife.....	60690..	98-0000065..	4247326			American Life Insurance Company	DE.....	IA.....	MetLife, Inc.....	Ownership.....100.000	MetLife, Inc.....N.....	
0241	MetLife.....	00000..	AA-1580066..				MetLife Insurance K.K. (Japan).....	JPN.....	IA.....	American Life Insurance Company.....	Ownership.....100.000	MetLife, Inc.....N.....	
0241	MetLife.....	00000..		4255330			Communication One Kabushiki Kaisha (Japan)..	JPN.....	NIA.....	MetLife Insurance K.K. (Japan).....	Ownership.....100.000	MetLife, Inc.....N.....	
0241	MetLife.....	00000..					Fortissimo Co., Ltd.....	JPN.....	IA.....	MetLife Insurance K.K. (Japan).....	Ownership.....100.000	MetLife, Inc.....N.....	
0241	MetLife.....	00000..		4250018			MetLife Life Insurance Company (Egypt).....	EGY.....	IA.....	MetLife Global Holding Company I GmbH (Swiss)	Ownership.....84.125	MetLife, Inc.....N.....	
0241	MetLife.....	00000..	AA-1860015..				MetLife Emekliik ve Hayat A.S. (Turkey).....	TUR.....	IA.....	MetLife Global Holding Company II GmbH (Swiss)	Ownership.....99.980	MetLife, Inc.....N.....	
0241	MetLife.....	00000..					MetLife Life Insurance S.A. (Greece).....	GRC.....	IA.....	MetLife EU Holding Company Limited (Ireland)	Ownership.....100.000	MetLife, Inc.....N.....	
0241	MetLife.....	00000..		4255349			MetLife Mutual Fund Company (Greece).....	GRC.....	NIA.....	MetLife Life Insurance Company S.A.....	Ownership.....90.000	MetLife, Inc.....N.....	
0241	MetLife.....	00000..		4304032			International Investment Holding Company Limited (Russia)	RUS.....	NIA.....	American Life Insurance Company	Ownership.....100.000	MetLife, Inc.....N.....	
0241	MetLife.....	00000..					MetLife American International Group and Arab National Bank Cooperative Insurance Company	SAU.....	IA.....	American Life Insurance Company	Ownership.....30.000	MetLife, Inc.....N.....	
0241	MetLife.....	00000..		4250072			PJSC MetLife (Ukraine).....	UKR.....	IA.....	MetLife Global Holding Company II GmbH (Swiss)	Ownership.....99.999	MetLife, Inc.....N.....	
0241	MetLife.....	00000..		4250072			PJSC MetLife (Ukraine).....	UKR.....	IA.....	International Technical and Advisory Services Limited (DE)	Ownership.....0.001	MetLife, Inc.....N.....	
0241	MetLife.....	00000..		4250072			PJSC MetLife (Ukraine).....	UKR.....	IA.....	Borderland Investments Limited (DE).....	Ownership.....0.001	MetLife, Inc.....N.....	
0241	MetLife.....	00000..					MetLife Innovation Centre Limited.....	IRL.....	NIA.....	MetLife Global Holding Company II GmbH (Swiss)	Ownership.....99.999	MetLife, Inc.....N.....	

Q12.12

SCHEDULE Y

PART 1A - DETAIL OF INSURANCE HOLDING COMPANY SYSTEM

1	2	3	4	5	6	7	8	9	10	11	12	13	14	15	16
Group Code	Group Name	NAIC Company Code	ID Number	Federal RSSD	CIK	Name of Securities Exchange if Publicly Traded (U.S. or International)	Names of Parent, Subsidiaries or Affiliates	Domiciliary Location	Relationship to Reporting Entity	Directly Controlled by (Name of Entity/Person)	Type of Control (Ownership Board, Management, Attorney-in-Fact, Influence, Other)	If Control is Ownership Provide Percentage	Ultimate Controlling Entity(ies)/Person(s)	Is an SCA Filing Required? (Y/N)	*
0241	MetLife.....	00000..	51-0205283..				International Technical and Advisory Services Limited	DE.....	NIA.....	American Life Insurance Company	Ownership.....	100.000	MetLife, Inc.....	Y.....	
0241	MetLife.....	00000..	02-0649743..				Borderland Investments Limited (USA-Delaware)	DE.....	NIA.....	American Life Insurance Company	Ownership.....	100.000	MetLife, Inc.....	Y.....	
0241	MetLife.....	00000..					ALICO Hellas Single Member Limited Liability Company (Greece)	GRC.....	NIA.....	Borderland Investments Limited (DE).....	Ownership.....	100.000	MetLife, Inc.....	N.....	
0241	MetLife.....	00000..					MetLife Asset Management Corp. (Japan).....	JPN.....	NIA.....	ALICO Operations, LLC (DE).....	Ownership.....	100.000	MetLife, Inc.....	N.....	
0241	MetLife.....	00000..		4249311			MetLife Mas, S.A. de C.V (Mexico).....	MEX.....	IA.....	MetLife International Holdings, LLC.....	Ownership.....	100.000	MetLife, Inc.....	N.....	
0241	MetLife.....	00000..		4249311			MetLife Mas, S.A. de C.V (Mexico).....	MEX.....	IA.....	International Technical and Advisory Services Limited (DE).....	Ownership.....		MetLife, Inc.....	N.....	
0241	MetLife.....	00000..		4251293			MetLife Seguros S.A. (Uruguay).....	URY.....	IA.....	ALICO Operations, LLC (DE).....	Ownership.....	100.000	MetLife, Inc.....	N.....	
0241	MetLife.....	00000..					MetLife Colombia Seguros de Vida S.A. (Columbia)	COL.....	IA.....	MetLife Global Holding Company II GmbH (Swiss)	Ownership.....	90.000	MetLife, Inc.....	N.....	
0241	MetLife.....	00000..					MetLife Colombia Seguros de Vida S.A. (Columbia)	COL.....	IA.....	MetLife Global Holding Company I GmbH (Swiss)	Ownership.....	10.000	MetLife, Inc.....	N.....	
0241	MetLife.....	00000..					MetLife Colombia Seguros de Vida S.A. (Columbia)	COL.....	IA.....	International Technical and Advisory Services Limited (DE)	Ownership.....		MetLife, Inc.....	N.....	
0241	MetLife.....	00000..					MetLife Colombia Seguros de Vida S.A. (Columbia)	COL.....	IA.....	Borderland Investments Limited (DE).....	Ownership.....		MetLife, Inc.....	N.....	
0241	MetLife.....	00000..					MetLife Colombia Seguros de Vida S.A. (Columbia)	COL.....	IA.....	Natiloportem Holdings, LLC.....	Ownership.....		MetLife, Inc.....	N.....	
0241	MetLife.....	00000..		4254445			MetLife Latin America Asesorias e Inversiones Limitada (Chile)	CHL.....	NIA.....	MetLife Investment Management Holdings (Ireland) Limited	Ownership.....	99.990	MetLife, Inc.....	N.....	
0241	MetLife.....	00000..		4254445			MetLife Latin America Asesorias e Inversiones Limitada (Chile)	CHL.....	NIA.....	MetLife Global Holding Company II GmbH (Swiss)	Ownership.....	0.010	MetLife, Inc.....	N.....	
0241	MetLife.....	00000..		4275534			MetLife Investments Asia Limited (Hong Kong).	HKG.....	NIA.....	MetLife Investment Management Holdings (Ireland) Limited	Ownership.....	100.000	MetLife, Inc.....	N.....	
0241	MetLife.....	00000..		4254427			MetLife Investments Limited (UK).....	GBR.....	NIA.....	MetLife Investment Management Holdings (Ireland) Limited	Ownership.....	100.000	MetLife, Inc.....	N.....	
0241	MetLife.....	00000..					MetLife Global Infrastructure LUX GP, S.a.r.l. (Luxembourg)	LUX.....	NIA.....	MetLife Investment Management Holdings (Ireland) Limited	Ownership.....	100.000	MetLife, Inc.....	N.....	
0241	MetLife.....	00000..	13-3912049..				ALICO Properties, Inc. (USA-Delaware).....	DE.....	NIA.....	American Life Insurance Company	Ownership.....	51.000	MetLife, Inc.....	Y.....	
0241	MetLife.....	00000..	13-3919049..				Global Properties, Inc. (USA-Delaware).....	DE.....	NIA.....	ALICO Properties, Inc.....	Ownership.....	100.000	MetLife, Inc.....	N.....	
0241	MetLife.....	00000..					MetLife Global Holding Company I GmbH (Swiss)	CHE.....	NIA.....	American Life Insurance Company.....	Ownership.....	100.000	MetLife, Inc.....	N.....	
0241	MetLife.....	00000..					MetLife Global Holding Company II GmbH (Swiss)	CHE.....	NIA.....	MetLife Global Holding Company I GmbH (Swiss)	Ownership.....	100.000	MetLife, Inc.....	N.....	
0241	MetLife.....	00000..					MetLife Investment Management Holdings (Ireland) Limited	IRL.....	NIA.....	MetLife Global Holding Company II GmbH (Swiss)	Ownership.....	100.000	MetLife, Inc.....	N.....	

Q12.13

SCHEDULE Y

PART 1A - DETAIL OF INSURANCE HOLDING COMPANY SYSTEM

1	2	3	4	5	6	7	8	9	10	11	12	13	14	15	16
Group Code	Group Name	NAIC Company Code	ID Number	Federal RSSD	CIK	Name of Securities Exchange if Publicly Traded (U.S. or International)	Names of Parent, Subsidiaries or Affiliates	Domiciliary Location	Relationship to Reporting Entity	Directly Controlled by (Name of Entity/Person)	Type of Control (Ownership Board, Management, Attorney-in-Fact, Influence, Other)	If Control is Ownership Provide Percentage	Ultimate Controlling Entity(ies)/Person(s)	Is an SCA Filing Required? (Y/N)	*
0241	MetLife.....	00000..					MetLife Syndicated Bank Loan Lux GP, S.à.r.l.	LUX.....	NIA.....	MetLife Investment Management Holdings (Ireland) Limited	Ownership.....	100.000	MetLife, Inc.....	..N.....	
0241	MetLife.....	00000..	98-1372544..				MetLife BL Feeder (Cayman), LP.....	CYM.....	NIA.....	MetLife Limited (Hong Kong).....	Ownership.....	3.140	MetLife, Inc.....	..N.....	
0241	MetLife.....	00000..	98-1372544..				MetLife BL Feeder (Cayman), LP.....	CYM.....	NIA.....	MetLife Insurance K.K. (Japan).....	Ownership.....	93.720	MetLife, Inc.....	..N.....	
0241	MetLife.....	00000..	98-1372544..				MetLife BL Feeder (Cayman), LP.....	CYM.....	NIA.....	MetLife Insurance Company of Korea, Limited	Ownership.....	3.140	MetLife, Inc.....	..N.....	
0241	MetLife.....	00000..	82-3255634..				MetLife BL Feeder, LP.....	DE.....	NIA.....	Metropolitan Life Insurance Company.....	Ownership.....	49.260	MetLife, Inc.....	..N.....	
0241	MetLife.....	00000..	98-1372721..				MetLife Syndicated Bank Loan Fund, SCSp (Luxembourg)	LUX.....	NIA.....	MetLife Syndicated Bank Loan Lux GP, S.à.r.l.	Management.....		MetLife, Inc.....	..N.....	
0241	MetLife.....	00000..	30-0615846..				ALICO Operations, LLC (DE).....	DE.....	NIA.....	MetLife Global Holding Company II GmbH (Swiss)	Ownership.....	100.000	MetLife, Inc.....	..N.....	
0241	MetLife.....	00000..					MetLife EU Holding Company Limited (Ireland).	IRL.....	NIA.....	MetLife Global Holding Company II GmbH (Swiss)	Ownership.....	100.000	MetLife, Inc.....	..N.....	
0241	MetLife.....	00000..	98-0552186..	4249302			ALICO European Holding Limited (Ireland).....	IRL.....	NIA.....	MetLife Global Holding Company II GmbH (Swiss)	Ownership.....	100.000	MetLife, Inc.....	..N.....	
0241	MetLife.....	00000..	AA-1780108.				MetLife Europe d.a.c.	IRL.....	IA.....	MetLife EU Holding Company Limited (Ireland)	Ownership.....	100.000	MetLife, Inc.....	..N.....	
0241	MetLife.....	00000..					MetLife Services EOOD (Bulgaria)	BGR.....	NIA.....	MetLife EU Holding Company Limited (Ireland)	Ownership.....	100.000	MetLife, Inc.....	..N.....	
0241	MetLife.....	00000..					MetLife Pension Trustees Limited (UK).....	GBR.....	IA.....	MetLife Europe d.a.c.	Ownership.....	100.000	MetLife, Inc.....	..N.....	
0241	MetLife.....	00000..		4255367			First American-Hungarian Insurance Agency Limited (Hungary)	HUN.....	IA.....	MetLife EU Holding Company Limited (Ireland)	Ownership.....	100.000	MetLife, Inc.....	..N.....	
0241	MetLife.....	00000..		4258407			MetLife Solutions S.A.S. (France).....	FRA.....	NIA.....	MetLife EU Holding Company Limited (Ireland)	Ownership.....	100.000	MetLife, Inc.....	..N.....	
0241	MetLife.....	00000..					MetLife Asia Holding Company Pte. Ltd.	SGP.....	NIA.....	MetLife Global Holding Company II GmbH (Swiss)	Ownership.....	100.000	MetLife, Inc.....	..N.....	
0241	MetLife.....	00000..					MetLife Innovation Centre Pte. Ltd	SGP.....	NIA.....	MetLife Asia Holding Company Pte. Ltd	Ownership.....	100.000	MetLife, Inc.....	..N.....	
0241	MetLife.....	00000..					LumenLab Malaysia Sdn. Bhd. (Malaysia).....	MYS.....	NIA.....	MetLife Innovation Centre Pte. Ltd	Ownership.....	100.000	MetLife, Inc.....	..N.....	
0241	MetLife.....	00000..					MetLife Reinsurance Company of Bermuda Ltd.	BMU.....	IA.....	MetLife Global Holding Company II GmbH (Swiss)	Ownership.....	100.000	MetLife, Inc.....	..N.....	
0241	MetLife.....	00000..					MetLife Investment Management Limited (UK) ..	GBR.....	NIA.....	MetLife Global Holding Company II GmbH (Swiss)	Ownership.....	100.000	MetLife, Inc.....	..N.....	
0241	MetLife.....	00000..		4255246			Metropolitan Life Societate de Administrare a unui Fond de Pensii Administrat Privat S.A. (Romania)	ROU.....	IA.....	MetLife EU Holding Company Limited (Ireland)	Ownership.....	99.984	MetLife, Inc.....	..N.....	
0241	MetLife.....	00000..		4255246			Metropolitan Life Societate de Administrare a unui Fond de Pensii Administrat Privat S.A. (Romania)	ROU.....	IA.....	MetLife Services Sp. z o.o	Ownership.....	0.016	MetLife, Inc.....	..N.....	

Q12.14

SCHEDULE Y

PART 1A - DETAIL OF INSURANCE HOLDING COMPANY SYSTEM

1	2	3	4	5	6	7	8	9	10	11	12	13	14	15	16
Group Code	Group Name	NAIC Company Code	ID Number	Federal RSSD	CIK	Name of Securities Exchange if Publicly Traded (U.S. or International)	Names of Parent, Subsidiaries or Affiliates	Domiciliary Location	Relationship to Reporting Entity	Directly Controlled by (Name of Entity/Person)	Type of Control (Ownership Board, Management, Attorney-in-Fact, Influence, Other)	If Control is Ownership Provide Percentage	Ultimate Controlling Entity(ies)/Person(s)	Is an SCA Filing Required? (Y/N)	*
0241	MetLife.....	00000..		4249469			Closed Joint-stock Company Master-D (Russia)	RUS.....	NIA.....	ALICO European Holding Limited (Ireland).....	Ownership.....	100.000	MetLife, Inc.....	N.....	
0241	MetLife.....	00000..		4249991			Joint-Stock Company "MetLife Insurance Company" (Russia)	RUS.....	IA.....	MetLife Global Holding Company II GmbH (Swiss)	Ownership.....	49.000	MetLife, Inc.....	N.....	
0241	MetLife.....	00000..		4249991			Joint-Stock Company "MetLife Insurance Company" (Russia)	RUS.....	IA.....	Closed Joint-stock Company Master-D (Russia)	Ownership.....	51.000	MetLife, Inc.....	N.....	
0241	MetLife.....	00000..		4255198			MetLife Slovakia s.r.o.....	SVK.....	NIA.....	MetLife EU Holding Company Limited (Ireland)	Ownership.....	99.956	MetLife, Inc.....	N.....	
0241	MetLife.....	00000..		4255198			MetLife Slovakia s.r.o.....	SVK.....	NIA.....	International Technical and Advisory Services Limited (DE)	Ownership.....	0.044	MetLife, Inc.....	N.....	
0241	MetLife.....	00000..					MetLife Services Cyprus Ltd.....	CYP.....	NIA.....	MetLife EU Holding Company Limited (Ireland)	Ownership.....	100.000	MetLife, Inc.....	N.....	
0241	MetLife.....	00000..					Hellenic Alico Life Insurance Company Ltd. (Cyprus)	CYP.....	IA.....	MetLife Services Cyprus Ltd.....	Ownership.....	27.500	MetLife, Inc.....	N.....	
0241	MetLife.....	00000..		4247335			MetLife Towarzystwo Ubezpieczen na Zycie i Reasekuracji S.A.	POL.....	IA.....	MetLife EU Holding Company Limited (Ireland)	Ownership.....	100.000	MetLife, Inc.....	N.....	
0241	MetLife.....	00000..		4255264			MetLife Services Sp. z o.o	POL.....	NIA.....	MetLife Towarzystwo Ubezpieczen na Zycie i Reasekuracji S.A.	Ownership.....	100.000	MetLife, Inc.....	N.....	
0241	MetLife.....	00000..		4251154			MetLife Powszechno Towarzystwo Emerytalne (Poland)	POL.....	IA.....	MetLife Towarzystwo Ubezpieczen na Zycie i Reasekuracji S.A.	Ownership.....	100.000	MetLife, Inc.....	N.....	
0241	MetLife.....	00000..	AA-9640009.	4255255			MetLife Towarzystwo Funduszy Inwestycyjnych S.A.	POL.....	NIA.....	MetLife Towarzystwo Ubezpieczen na Zycie i Reasekuracji S.A.	Ownership.....	100.000	MetLife, Inc.....	N.....	
0241	MetLife.....	00000..		4258331			Agenvita S.r.l. (Italy).....	ITA.....	IA.....	MetLife EU Holding Company Limited (Ireland)	Ownership.....	100.000	MetLife, Inc.....	N.....	
0241	MetLife.....	00000..					MetLife Services, Sociedad Limitada (Spain).....	ESP.....	NIA.....	MetLife EU Holding Company Limited (Ireland)	Ownership.....	100.000	MetLife, Inc.....	N.....	
0241	MetLife.....	00000..					MetLife Europe Insurance d.a.c	IRL.....	IA.....	MetLife EU Holding Company Limited (Ireland)	Ownership.....	100.000	MetLife, Inc.....	N.....	
0241	MetLife.....	00000..		4189864			MetLife Europe Services Limited (Ireland).....	IRL.....	NIA.....	MetLife EU Holding Company Limited (Ireland)	Ownership.....	100.000	MetLife, Inc.....	N.....	
0241	MetLife.....	00000..	95-3947585..	3166064			MetLife Investors Group, LLC.....	DE.....	NIA.....	MetLife, Inc.....	Ownership.....	100.000	MetLife, Inc.....	N.....	
0241	MetLife.....	00000..	43-1906210..	3373563	1130412		MetLife Investments Securities LLC (DE).....	DE.....	NIA.....	MetLife Investors Group, LLC.....	Ownership.....	100.000	MetLife, Inc.....	N.....	
0241	MetLife.....	00000..	43-1906210..				MetLife Investors Distribution Company.....	MO.....	NIA.....	MetLife Investors Group, LLC.....	Ownership.....	100.000	MetLife, Inc.....	N.....	

Q12.15

Statement for September 30, 2019 of the **Metropolitan Property and Casualty Insurance Company**
PART 1 - LOSS EXPERIENCE

Lines of Business	Current Year to Date			4 Prior Year to Date Direct Loss Percentage
	1 Direct Premiums Earned	2 Direct Losses Incurred	3 Direct Loss Percentage	
1. Fire.....	4,048,497	2,507,159	61.928	56.989
2. Allied lines.....	9,065,371	2,974,798	32.815	45.327
3. Farmowners multiple peril.....			0.000	
4. Homeowners multiple peril.....	502,189,529	289,666,636	57.681	67.669
5. Commercial multiple peril.....	13,396,736	14,721,456	109.888	61.951
6. Mortgage guaranty.....			0.000	
8. Ocean marine.....			0.000	
9. Inland marine.....	14,357,787	4,337,433	30.210	32.774
10. Financial guaranty.....			0.000	
11.1. Medical professional liability - occurrence.....			0.000	
11.2. Medical professional liability - claims-made.....			0.000	
12. Earthquake.....	4,509,075	63,326	1.404	0.152
13. Group accident and health.....			0.000	
14. Credit accident and health.....			0.000	
15. Other accident and health.....	31,905,052	12,839,928	40.244	33.237
16. Workers' compensation.....			0.000	
17.1. Other liability-occurrence.....	33,879,481	16,787,167	49.550	45.605
17.2. Other liability-claims made.....			0.000	
17.3. Excess workers' compensation.....			0.000	
18.1. Products liability-occurrence.....			0.000	
18.2. Products liability-claims made.....			0.000	
19.1, 19.2. Private passenger auto liability.....	281,453,008	174,847,405	62.123	60.837
19.3, 19.4. Commercial auto liability.....	17,994,524	20,684,685	114.950	93.802
21. Auto physical damage.....	238,783,770	126,587,675	53.014	54.834
22. Aircraft (all perils).....			0.000	
23. Fidelity.....			0.000	
24. Surety.....			0.000	
26. Burglary and theft.....			0.000	
27. Boiler and machinery.....			0.000	
28. Credit.....			0.000	
29. International.....			0.000	
30. Warranty.....			0.000	
31. Reinsurance-nonproportional assumed property.....	XXX	XXX	XXX	XXX
32. Reinsurance-nonproportional assumed liability.....	XXX	XXX	XXX	XXX
33. Reinsurance-nonproportional assumed financial lines.....	XXX	XXX	XXX	XXX
34. Aggregate write-ins for other lines of business.....	0	0	0.000	
35. Totals.....	1,151,582,830	666,017,668	57.835	61.114
DETAILS OF WRITE-INS				
3401.....			0.000	
3402.....			0.000	
3403.....			0.000	
3498. Sum. of remaining write-ins for Line 34 from overflow page.....	0	0	0.000	XXX
3499. Totals (Lines 3401 thru 3403 plus 3498) (Line 34).....	0	0	0.000	

PART 2 - DIRECT PREMIUMS WRITTEN

Lines of Business	1	2	3
	Current Quarter	Current Year to Date	Prior Year Year to Date
1. Fire.....	1,332,999	3,998,997	4,315,044
2. Allied lines.....	3,479,278	8,803,600	8,590,724
3. Farmowners multiple peril.....			
4. Homeowners multiple peril.....	187,054,693	513,292,628	502,648,971
5. Commercial multiple peril.....	5,374,146	16,550,623	11,560,728
6. Mortgage guaranty.....			
8. Ocean marine.....			
9. Inland marine.....	5,329,151	15,286,379	15,076,372
10. Financial guaranty.....			
11.1. Medical professional liability - occurrence.....			
11.2. Medical professional liability - claims made.....			
12. Earthquake.....	1,664,048	4,597,261	4,524,758
13. Group accident and health.....			
14. Credit accident and health.....			
15. Other accident and health.....	2,197,676	44,457,638	26,169,765
16. Workers' compensation.....			
17.1. Other liability-occurrence.....	12,268,280	35,207,389	33,648,089
17.2. Other liability-claims made.....			
17.3. Excess workers' compensation.....			
18.1. Products liability-occurrence.....			
18.2. Products liability-claims made.....			
19.1 19.2. Private passenger auto liability.....	96,942,910	288,368,366	286,148,689
19.3 19.4. Commercial auto liability.....	10,190,920	25,376,023	11,605,615
21. Auto physical damage.....	85,219,551	249,182,427	238,112,304
22. Aircraft (all perils).....			
23. Fidelity.....			
24. Surety.....			
26. Burglary and theft.....			
27. Boiler and machinery.....			
28. Credit.....			
29. International.....			
30. Warranty.....			
31. Reinsurance-nonproportional assumed property.....	XXX	XXX	XXX
32. Reinsurance-nonproportional assumed liability.....	XXX	XXX	XXX
33. Reinsurance-nonproportional assumed financial lines.....	XXX	XXX	XXX
34. Aggregate write-ins for other lines of business.....	0	0	0
35. Totals.....	411,053,652	1,205,121,331	1,142,401,059
DETAILS OF WRITE-INS			
3401.....			
3402.....			
3403.....			
3498. Sum. of remaining write-ins for Line 34 from overflow page.....	0	0	0
3499. Totals (Lines 3401 thru 3403 plus 3498) (Line 34).....	0	0	0

Statement for September 30, 2019 of the **Metropolitan Property and Casualty Insurance Company**
PART 3 (000 omitted)

LOSS AND LOSS ADJUSTMENT EXPENSE RESERVES SCHEDULE

	1	2	3	4	5	6	7	8	9	10	11	12	13
Years in Which Losses Occurred	Prior Year-End Known Case Loss and LAE Reserves	Prior Year-End IBNR Loss and LAE Reserves	Total Prior Year-End Loss and LAE Reserves (Cols. 1 + 2)	2019 Loss and LAE Payments on Claims Reported as of Prior Year-End	2019 Loss and LAE Payments on Claims Unreported as of Prior Year-End	Total 2019 Loss and LAE Payments (Cols. 4 + 5)	Q.S. Date Known Case Loss and LAE Reserves on Claims Reported and Open as of Prior Year-End	Q.S. Date Known Case Loss and LAE Reserves on Claims Reported or Reopened Subsequent to Prior Year-End	Q.S. Date IBNR Loss and LAE Reserves	Total Q.S. Loss and LAE Reserves (Cols. 7 + 8 + 9)	Prior Year-End Known Case Loss and LAE Reserves Developed (Savings)/Deficiency (Cols. 4 + 7 minus Col. 1)	Prior Year-End IBNR Loss and LAE Reserves Developed (Savings)/Deficiency (Cols. 5 + 8 + 9 minus Col. 2)	Prior Year-End Total Loss and LAE Reserve Developed (Savings)/Deficiency (Cols. 11 + 12)
1. 2016 + Prior.....	357,408	33,422	390,830	146,987	3,841	150,828	215,346	6,578	14,380	236,303	4,925	(8,623)	(3,699)
2. 2017.....	296,425	33,001	329,426	126,160	9,501	135,661	171,990	16,379	4,737	193,106	1,726	(2,384)	(658)
3. Subtotals 2017 + Prior.....	653,833	66,422	720,256	273,148	13,342	286,490	387,336	22,957	19,116	429,409	6,650	(11,007)	(4,357)
4. 2018.....	665,848	128,814	794,662	297,118	100,029	397,147	277,367	61,395	39,272	378,034	(91,363)	71,882	(19,481)
5. Subtotals 2018 + Prior.....	1,319,682	195,236	1,514,918	570,266	113,370	683,636	664,703	84,352	58,388	807,443	(84,713)	60,875	(23,838)
6. 2019.....	XXX	XXX	XXX	XXX	1,210,579	1,210,579	XXX	564,785	168,366	733,150	XXX	XXX	XXX
7. Totals.....	1,319,682	195,236	1,514,918	570,266	1,323,950	1,894,216	664,703	649,137	226,754	1,540,593	(84,713)	60,875	(23,838)
8. Prior Year-End's Surplus As Regards Policyholders	2,322,042												
											Col. 11, Line 7 As % of Col. 1, Line 7	Col. 12, Line 7 As % of Col. 2, Line 7	Col. 13, Line 7 As % of Col. 3, Line 7
											1.(6.4)%	2.31.2%	3.(1.6)%
													Col. 13, Line 7 Line 8
													4.(1.0)%

Q14

Statement for September 30, 2019 of the **Metropolitan Property and Casualty Insurance Company**
SUPPLEMENTAL EXHIBITS AND SCHEDULES INTERROGATORIES

The following supplemental reports are required to be filed as part of your statement filing. However, in the event that your company does not transact the type of business for which the special report must be filed, your response of NO to the specific interrogatory will be accepted in lieu of filing a "NONE" report and a bar code will be printed below. If the supplement is required of your company but is not being filed for whatever reason, enter SEE EXPLANATION and provide an explanation following the interrogatory questions.

	Response
1. Will the Trusteed Surplus Statement be filed with the state of domicile and the NAIC with this statement?	_____ NO _____
2. Will Supplement A to Schedule T (Medical Professional Liability Supplement) be filed with this statement?	_____ NO _____
3. Will the Medicare Part D Coverage Supplement be filed with the state of domicile and the NAIC with this statement?	_____ NO _____
4. Will the Director and Officer Insurance Coverage Supplement be filed with the state of domicile and the NAIC with this statement?	_____ NO _____

Explanation:

1. The data for this supplement is not required to be filed.
2. The data for this supplement is not required to be filed.
3. The data for this supplement is not required to be filed.
4. The data for this supplement is not required to be filed.

Bar Code:



Statement for September 30, 2019 of the **Metropolitan Property and Casualty Insurance Company**
Overflow Page for Write-Ins

Additional Write-ins for Statement of Income:

	1 Current Year to Date	2 Prior Year to Date	3 Prior Year Ended December 31
1404. Miscellaneous.....			(154,180)
1497. Summary of remaining write-ins for Line 14.....	0	0	(154,180)

Statement for September 30, 2019 of the **Metropolitan Property and Casualty Insurance Company**
SCHEDULE A - VERIFICATION

Real Estate

	1 Year to Date	2 Prior Year Ended December 31
1. Book/adjusted carrying value, December 31 of prior year.....	15,419	8,938,046
2. Cost of acquired:		
2.1 Actual cost at time of acquisition.....		
2.2 Additional investment made after acquisition.....	233	20,322
3. Current year change in encumbrances.....		
4. Total gain (loss) on disposals.....	806,042	(5,292)
5. Deduct amounts received on disposals.....	819,000	8,839,858
6. Total foreign exchange change in book/adjusted carrying value.....		
7. Deduct current year's other-than-temporary impairment recognized.....		
8. Deduct current year's depreciation.....	2,694	97,799
9. Book/adjusted carrying value at end of current period (Lines 1+2+3+4-5+6-7-8).....	(0)	15,419
10. Deduct total nonadmitted amounts.....		
11. Statement value at end of current period (Line 9 minus Line 10).....	(0)	15,419

SCHEDULE B - VERIFICATION

Mortgage Loans

	1 Year to Date	2 Prior Year Ended December 31
1. Book value/recorded investment excluding accrued interest, December 31 of prior year.....	293,616,872	41,269,384
2. Cost of acquired:		
2.1 Actual cost at time of acquisition.....	73,425,843	252,895,095
2.2 Additional investment made after acquisition.....	1,081,000	250,965
3. Capitalized deferred interest and other.....		
4. Accrual of discount.....	104,648	67,558
5. Unrealized valuation increase (decrease).....		
6. Total gain (loss) on disposals.....		
7. Deduct amounts received on disposals.....	5,421,805	866,063
8. Deduct amortization of premium and mortgage interest points and commitment fees.....		67
9. Total foreign exchange change in book value/recorded investment excluding accrued interest.....		
10. Deduct current year's other-than-temporary impairment recognized.....		
11. Book value/recorded investment excluding accrued interest at end of current period (Lines 1+2+3+4+5+6-7-8+9-10).....	362,806,558	293,616,872
12. Total valuation allowance.....		
13. Subtotal (Line 11 plus Line 12).....	362,806,558	293,616,872
14. Deduct total nonadmitted amounts.....		
15. Statement value at end of current period (Line 13 minus Line 14).....	362,806,558	293,616,872

SCHEDULE BA - VERIFICATION

Other Long-Term Invested Assets

	1 Year to Date	2 Prior Year Ended December 31
1. Book/adjusted carrying value, December 31 of prior year.....	257,851,718	176,991,488
2. Cost of acquired:		
2.1 Actual cost at time of acquisition.....	6,956,324	36,718,410
2.2 Additional investment made after acquisition.....	38,844,476	73,234,687
3. Capitalized deferred interest and other.....		
4. Accrual of discount.....		
5. Unrealized valuation increase (decrease).....	22,547,477	4,654,354
6. Total gain (loss) on disposals.....	(9,200,782)	1,603,291
7. Deduct amounts received on disposals.....	23,820,094	35,137,671
8. Deduct amortization of premium and depreciation.....		
9. Total foreign exchange change in book/adjusted carrying value.....	(262,070)	(212,841)
10. Deduct current year's other-than-temporary impairment recognized.....		
11. Book/adjusted carrying value at end of current period (Lines 1+2+3+4+5+6-7-8+9-10).....	292,917,049	257,851,718
12. Deduct total nonadmitted amounts.....		
13. Statement value at end of current period (Line 11 minus Line 12).....	292,917,049	257,851,718

SCHEDULE D - VERIFICATION

Bonds and Stocks

	1 Year to Date	2 Prior Year Ended December 31
1. Book/adjusted carrying value of bonds and stocks, December 31 of prior year.....	4,462,424,904	4,197,134,664
2. Cost of bonds and stocks acquired.....	1,847,250,014	1,960,341,261
3. Accrual of discount.....	4,879,469	6,733,609
4. Unrealized valuation increase (decrease).....	45,421,817	(35,406,012)
5. Total gain (loss) on disposals.....	(4,415,446)	(12,976,305)
6. Deduct consideration for bonds and stocks disposed of.....	1,813,926,027	1,638,670,106
7. Deduct amortization of premium.....	12,316,685	11,022,958
8. Total foreign exchange change in book/adjusted carrying value.....	(1,875,566)	(4,248,700)
9. Deduct current year's other-than-temporary impairment recognized.....		
10. Total investment income recognized as a result of prepayment penalties and/or acceleration fees.....	221,748	539,450
11. Book/adjusted carrying value at end of current period (Lines 1+2+3+4+5-6-7+8-9+10).....	4,527,664,228	4,462,424,904
12. Deduct total nonadmitted amounts.....	956,437	1,034,344
13. Statement value at end of current period (Line 11 minus Line 12).....	4,526,707,791	4,461,390,560

SCHEDULE D - PART 1B

Showing the Acquisitions, Dispositions and Non-Trading Activity
During the Current Quarter for all Bonds and Preferred Stock by NAIC Designation

NAIC Designation	1 Book/Adjusted Carrying Value Beginning of Current Quarter	2 Acquisitions During Current Quarter	3 Dispositions During Current Quarter	4 Non-Trading Activity During Current Quarter	5 Book/Adjusted Carrying Value End of First Quarter	6 Book/Adjusted Carrying Value End of Second Quarter	7 Book/Adjusted Carrying Value End of Third Quarter	8 Book/Adjusted Carrying Value December 31 Prior Year
BONDS								
1. NAIC 1 (a).....	2,469,410,668	613,360,854	636,554,268	835,940	2,406,380,446	2,469,410,668	2,447,053,194	2,450,610,256
2. NAIC 2 (a).....	856,028,379	21,953,800	11,208,855	(1,647,083)	805,330,842	856,028,379	865,126,241	775,373,589
3. NAIC 3 (a).....	203,337,457	6,388,747	5,125,041	4,681,912	209,103,827	203,337,457	209,283,075	164,770,591
4. NAIC 4 (a).....	71,996,287	2,493,375	7,009,780	(6,892,333)	75,115,262	71,996,287	60,587,549	84,855,027
5. NAIC 5 (a).....	7,836,600	5,450	562,920	847,481	8,748,055	7,836,600	8,126,611	9,152,178
6. NAIC 6 (a).....							0	
7. Total Bonds.....	3,608,609,391	644,202,226	660,460,864	(2,174,083)	3,504,678,432	3,608,609,391	3,590,176,670	3,484,761,641
PREFERRED STOCK								
8. NAIC 1.....	5,900,000				5,900,000	5,900,000	5,900,000	5,900,000
9. NAIC 2.....	41,755,540			1,288,460	40,689,000	41,755,540	43,044,000	38,941,400
10. NAIC 3.....							0	
11. NAIC 4.....							0	
12. NAIC 5.....							0	
13. NAIC 6.....							0	
14. Total Preferred Stock.....	47,655,540	0	0	1,288,460	46,589,000	47,655,540	48,944,000	44,841,400
15. Total Bonds and Preferred Stock.....	3,656,264,931	644,202,226	660,460,864	(885,623)	3,551,267,432	3,656,264,931	3,639,120,670	3,529,603,041

QS102

(a) Book/Adjusted Carrying Value column for the end of the current reporting period includes the following amount of short-term and cash equivalent bonds by NAIC designation:
NAIC 1 \$.....123,968,133; NAIC 2 \$.....0; NAIC 3 \$.....0; NAIC 4 \$.....622,982; NAIC 5 \$.....487,150; NAIC 6 \$.....0.

Statement for September 30, 2019 of the **Metropolitan Property and Casualty Insurance Company**
SCHEDULE DA - PART 1

Short-Term Investments

	1 Book/Adjusted Carrying Value	2 Par Value	3 Actual Cost	4 Interest Collected Year To Date	5 Paid for Accrued Interest Year To Date
9199999.....	31,013,430	XXX	30,837,923	319,093	35,944

SCHEDULE DA - VERIFICATION

Short-Term Investments

	1 Year To Date	2 Prior Year Ended December 31
1. Book/adjusted carrying value, December 31 of prior year.....	10,000,000	2,499,857
2. Cost of short-term investments acquired.....	30,853,990	37,890,207
3. Accrual of discount.....	175,711	13,157
4. Unrealized valuation increase (decrease).....	(136)	
5. Total gain (loss) on disposals.....		(2,606)
6. Deduct consideration received on disposals.....	10,016,135	30,400,615
7. Deduct amortization of premium.....		
8. Total foreign exchange change in book/adjusted carrying value.....		
9. Deduct current year's other-than-temporary impairment recognized.....		
10. Book/adjusted carrying value at end of current period (Lines 1+2+3+4+5-6-7+8-9).....	31,013,430	10,000,000
11. Deduct total nonadmitted amounts.....		
12. Statement value at end of current period (Line 10 minus Line 11).....	31,013,430	10,000,000

SCHEDULE DB - PART A - VERIFICATION

Options, Caps, Floors, Collars, Swaps and Forwards

1. Book/adjusted carrying value, December 31, prior year (Line 9, prior year).....	5,004,884
2. Cost paid/(consideration received) on additions.....	1,492,598
3. Unrealized valuation increase/(decrease).....	339,087
4. Total gain (loss) on termination recognized.....	665,953
5. Considerations received/(paid) on terminations.....	525,739
6. Amortization.....	(50,248)
7. Adjustment to the book/adjusted carrying value of hedge item.....	
8. Total foreign exchange change in book/adjusted carrying value.....	2,197,228
9. Book/adjusted carrying value at end of current period (Lines 1 + 2 + 3 + 4 - 5 + 6 + 7 + 8).....	9,123,763
10. Deduct nonadmitted assets.....	
11. Statement value at end of current period (Line 9 minus Line 10).....	<u>9,123,763</u>

SCHEDULE DB - PART B - VERIFICATION

Futures Contracts

1. Book/adjusted carrying value, December 31, prior year (Line 6, prior year).....	
2. Cumulative cash change (Section 1, Broker Name/Net Cash Deposits Footnote - Cumulative Cash Change column).....	
3.1 Add:	
Change in variation margin on open contracts - Highly Effective Hedges:	
3.11 Section 1, Column 15, current year to date minus.....	
3.12 Section 1, Column 15, prior year.....	0
Change in variation margin on open contracts - All Other:	
3.13 Section 1, Column 18, current year to date minus.....	
3.14 Section 1, Column 18, prior year.....	0 0
3.2 Add:	
Change in adjustment to basis of hedged item:	
3.21 Section 1, Column 17, current year to date minus.....	
3.22 Section 1, Column 17, prior year.....	NONE 0
Change in amount recognized:	
3.23 Section 1, Column 19, current year to date minus.....	
3.24 Section 1, Column 19, prior year.....	0 0
3.3 Subtotal (Line 3.1 minus Line 3.2).....	0
4.1 Cumulative variation margin on terminated contracts during the year.....	
4.2 Less:	
4.21 Amount used to adjust basis of hedged item.....	
4.22 Amount recognized.....	0
4.3 Subtotal (Line 4.1 minus Line 4.2).....	0
5. Dispositions gains (losses) on contracts terminated in prior year:	
5.1 Total gain (loss) recognized for terminations in prior year.....	
5.2 Total gain (loss) adjusted into the hedged item(s) for the terminations in prior year.....	
6. Book/adjusted carrying value at end of current period (Lines 1 + 2 + 3.3 - 4.3 - 5.1 - 5.2).....	0
7. Deduct nonadmitted assets.....	
8. Statement value at end of current period (Line 6 minus Line 7).....	<u>0</u>

Statement for September 30, 2019 of the **Metropolitan Property and Casualty Insurance Company**
SCHEDULE DB - PART C - SECTION 1

Replication (Synthetic Asset) Transactions Open as of Current Statement Date

Replication (Synthetic) Asset Transactions								Components of the Replication (Synthetic Asset) Transactions							
1 Number	2 Description	3 NAIC Designation or Other Description	4 Notional Amount	5 Book/Adjusted Carrying Value	6 Fair Value	7 Effective Date	8 Maturity Date	Derivative Instrument(s) Open			Cash Instrument(s) Held				
								9 Description	10 Book/Adjusted Carrying Value	11 Fair Value	12 CUSIP	13 Description	14 NAIC Designation or Other Description	15 Book/Adjusted Carrying Value	16 Fair Value
Replicated Assets Open															
990461265...	CDX.NA.IG.33.....	2Z.....	80,000,000	2,082,565	2,095,869	09/23/2019	12/20/2024	CDX.NA.IG.33 Credit Default Swap ; 2019-RCDS-461265	1,582,565	1,599,086	04016V AA 3	ARES 2018-47A A1.....	1FE.....	500,000	496,784
990461265...	CDX.NA.IG.33.....	2Z.....		2,948,962	2,956,611			CDX.NA.IG.33 Credit Default Swap ; 2019-RCDS-461265			056057 AG 7	BX 2018-BIOA B.....	1FM.....	2,948,962	2,956,611
990461265...	CDX.NA.IG.33.....	2Z.....		500,000	502,084			CDX.NA.IG.33 Credit Default Swap ; 2019-RCDS-461265			28851Q AE 3	ECLO 2017-1A AR.....	1FE.....	500,000	502,084
990461265...	CDX.NA.IG.33.....	2Z.....		3,980,111	4,065,360			CDX.NA.IG.33 Credit Default Swap ; 2019-RCDS-461265			3132A5 JS 5	FHLMC 30YR UMBS MIRROR.....	1.....	3,980,111	4,065,360
990461265...	CDX.NA.IG.33.....	2Z.....		12,162,873	12,340,624			CDX.NA.IG.33 Credit Default Swap ; 2019-RCDS-461265			3140GQ 3F 1	FNMA 30YR.....	1.....	12,162,873	12,340,624
990461265...	CDX.NA.IG.33.....	2Z.....		8,433,632	8,609,076			CDX.NA.IG.33 Credit Default Swap ; 2019-RCDS-461265			3140GS PD 8	FNMA 30YR.....	1.....	8,433,632	8,609,076
990461265...	CDX.NA.IG.33.....	2Z.....		4,830,708	5,021,284			CDX.NA.IG.33 Credit Default Swap ; 2019-RCDS-461265			3140HK 4Z 8	FNMA 30YR.....	1.....	4,830,708	5,021,284
990461265...	CDX.NA.IG.33.....	2Z.....		4,273,101	4,462,197			CDX.NA.IG.33 Credit Default Swap ; 2019-RCDS-461265			3140J7 UR 4	FNMA 30YR.....	1.....	4,273,101	4,462,197
990461265...	CDX.NA.IG.33.....	2Z.....		7,816,467	7,991,705			CDX.NA.IG.33 Credit Default Swap ; 2019-RCDS-461265			3140J7 XW 0	FNMA 30YR.....	1.....	7,816,467	7,991,705
990461265...	CDX.NA.IG.33.....	2Z.....		11,917,936	12,384,537			CDX.NA.IG.33 Credit Default Swap ; 2019-RCDS-461265			3140J8 AL 7	FNMA 30YR.....	1.....	11,917,936	12,384,537
990461265...	CDX.NA.IG.33.....	2Z.....		12,557,611	12,823,149			CDX.NA.IG.33 Credit Default Swap ; 2019-RCDS-461265			3140QA VA 5	FNMA 30YR.....	1.....	12,557,611	12,823,149
990461265...	CDX.NA.IG.33.....	2Z.....		8,128,332	8,330,572			CDX.NA.IG.33 Credit Default Swap ; 2019-RCDS-461265			31418C UB 8	FNMA 30YR.....	1.....	8,128,332	8,330,572
990461265...	CDX.NA.IG.33.....	2Z.....		4,000,000	3,996,212			CDX.NA.IG.33 Credit Default Swap ; 2019-RCDS-461265			432885 AG 6	HILT 2018-ORL B.....	1FM.....	4,000,000	3,996,212
999999999.	Total.....			83,632,300	85,579,281	XXX	XXX	XXX	1,582,565	1,599,086	XXX	XXX	XXX	82,049,734	83,980,195

90105

Statement for September 30, 2019 of the **Metropolitan Property and Casualty Insurance Company**
SCHEDULE DB - PART C - SECTION 2

Reconciliation (Synthetic Asset) Transactions Open

	First Quarter		Second Quarter		Third Quarter		Fourth Quarter		Year-To-Date	
	1 Number of Positions	2 Total Replication (Synthetic Asset) Transactions Statement Value	3 Number of Positions	4 Total Replication (Synthetic Asset) Transactions Statement Value	5 Number of Positions	6 Total Replication (Synthetic Asset) Transactions Statement Value	7 Number of Positions	8 Total Replication (Synthetic Asset) Transactions Statement Value	9 Number of Positions	10 Total Replication (Synthetic Asset) Transactions Statement Value
1. Beginning Inventory.....		00000000
2. Add: Opened or acquired transactions.....				183,632,300		183,632,300
3. Add: Increases in replication (synthetic asset) transactions statement value.....	XXX		XXX		XXX		XXX		XXX0
4. Less: Closed or disposed of transactions.....								00
5. Less: Positions disposed of for failing effectiveness criteria.....								00
6. Less: Decreases in replication (synthetic asset) transactions statement value.....	XXX		XXX		XXX		XXX		XXX0
7. Ending Inventory.....0000183,632,30000183,632,300

90150

Statement for September 30, 2019 of the **Metropolitan Property and Casualty Insurance Company**
SCHEDULE DB - VERIFICATION

Verification of Book/Adjusted Carrying Value, Fair Value and Potential Exposure of all Open Derivative Contracts

	Book/Adjusted Carrying Value Check
1. Part A, Section 1, Column 14.....	9,123,763
2. Part B, Section 1, Column 15 plus Part B, Section 1 Footnote - Total Ending Cash Balance.....	_____
3. Total (Line 1 plus Line 2).....	<u>9,123,763</u>
4. Part D, Section 1, Column 5.....	9,146,985
5. Part D, Section 1, Column 6.....	(23,222)
6. Total (Line 3 minus Line 4 minus Line 5).....	<u>0</u>
	Fair Value Check
7. Part A, Section 1, Column 16.....	10,235,151
8. Part B, Section 1, Column 13.....	_____
9. Total (Line 7 plus Line 8).....	<u>10,235,151</u>
10. Part D, Section 1, Column 8.....	10,235,151
11. Part D, Section 1, Column 9.....	_____
12. Total (Line 9 minus Line 10 minus Line 11).....	<u>0</u>
	Potential Exposure Check
13. Part A, Section 1, Column 21.....	81,216,476
14. Part B, Section 1, Column 20.....	_____
15. Part D, Section 1, Column 11.....	81,216,476
16. Total (Line 13 plus Line 14 minus Line 15).....	<u>0</u>

SCHEDULE E - PART 2 - VERIFICATION

Cash Equivalents

	1 Year To Date	2 Prior Year Ended December 31
1. Book/adjusted carrying value, December 31 of prior year.....	47,447,515	39,289,743
2. Cost of cash equivalents acquired.....	1,564,955,881	3,120,173,362
3. Accrual of discount.....	1,405,679	1,414,095
4. Unrealized valuation increase (decrease).....		
5. Total gain (loss) on disposals.....	23,136	(15,119)
6. Deduct consideration received on disposals.....	1,519,767,376	3,113,414,566
7. Deduct amortization of premium.....		
8. Total foreign exchange change in book/ adjusted carrying value.....		
9. Deduct current year's other-than-temporary impairment recognized.....		
10. Book/adjusted carrying value at end of current period (Lines 1+2+3+4+5-6-7+8-9).....	94,064,835	47,447,515
11. Deduct total nonadmitted amounts.....		
12. Statement value at end of current period (Line 10 minus Line 11).....	94,064,835	47,447,515

SCHEDULE B - PART 2

Showing all Mortgage Loans ACQUIRED AND ADDITIONS MADE During the Current Quarter

1 Loan Number	Location		4 Loan Type	5 Date Acquired	6 Rate of Interest	7 Actual Cost at Time of Acquisition	8 Additional Investment Made After Acquisition	9 Value of Land and Buildings
	2 City	3 State						
Mortgages in Good Standing - Farm Mortgages								
0000199826	Jackson	OH		07/18/2019	5.310	921,961	-	1,411,276
0000200152	Napa	CA		06/21/2019	4.950	-	635,566	8,994,301
0000200173	Pulaski	IN		07/11/2019	4.100	4,997,000	-	10,234,681
0000200227	Humboldt	CA		08/15/2019	3.250	4,493,484	-	12,085,728
0000200262	Quitman	MS		07/15/2019	3.990	2,497,831	-	4,836,948
0000200269	Lonoke	AR		07/26/2019	4.000	5,222,950	-	8,502,850
SLA	Summary line Adj						(277)	
0199999. Total - Mortgages in Good Standing - Farm Mortgages				XXX	XXX	18,133,226	635,289	46,065,784
Mortgages in Good Standing - Commercial Mortgages - All Other								
0000703024	WASHINGTON	DC		02/08/2018	5.610	-	43,444	8,369,845
0000703027	MINNEAPOLIS	MN		02/22/2018	3.960	-	44,772	8,232,459
0000703085	ATLANTA	GA		08/15/2018	3.760	-	63,657	6,797,679
0000703113	WASHINGTON	DC		10/23/2018	3.910	-	6,461	11,006,287
0000703179	DALLAS	TX		07/26/2019	3.750	5,000,000	-	8,152,617
0000703182	KENOSHA	WI		07/19/2019	3.880	8,000,000	-	12,455,239
0000703200	HOUSTON	TX		08/20/2019	3.440	2,985,000	-	4,615,384
0599999. Total - Mortgages in Good Standing - Commercial Mortgages - All Other				XXX	XXX	15,985,000	158,334	59,629,510
0899999. Total - Mortgages in Good Standing				XXX	XXX	34,118,226	793,623	105,695,294
3399999. Total Mortgages				XXX	XXX	34,118,226	793,623	105,695,294

QE02

SCHEDULE B - PART 3

Showing all Mortgage Loans DISPOSED, Transferred or Repaid During the Current Quarter

1 Loan Number	Location		4 Loan Type	5 Date Acquired	6 Disposal Date	7 Book Value/Recorded Investment Excluding Accrued Interest Prior Year	Change in Book Value/Recorded Investment						14 Book Value / Recorded Investment Excluding Accrued Interest on Disposal	15 Consideration	16 Foreign Exchange Gain (Loss) on Disposal	17 Realized Gain (Loss) on Disposal	18 Total Gain (Loss) on Disposal	
	2 City	3 State					8 Unrealized Valuation Increase (Decrease)	9 Current Year's (Amortization) / Accretion	10 Current Year's Other-Than-Temporary Impairment Recognized	11 Capitalized Deferred Interest and Other	12 Total Change in Book Value (8 + 9 - 10 + 11)	13 Total Foreign Exchange Change in Book Value						
Mortgages With Partial Repayments																		
Scheduled Repayments																		
0299999. Total - Mortgages With Partial Repayments							0	0	0	0	0	0	0	0	555,352	555,352	0	0
0599999. Total Mortgages							0	0	0	0	0	0	0	0	555,352	555,352	0	0

SCHEDULE BA - PART 2

Showing Other Long-Term Invested Assets ACQUIRED AND ADDITIONS MADE During the Current Quarter

1 CUSIP Identification	2 Name or Description	3 Location		5 Name of Vendor or General Partner	6 NAIC Designation and Administrative Symbol/Market Indicator	7 Date Originally Acquired	8 Type and Strategy	9 Actual Cost at Time of Acquisition	10 Additional Investment Made after Acquisition	11 Amount of Encumbrances	12 Commitment for Additional Investment	13 Percentage of Ownership
		City	State									
Joint Venture or Partnership Interests That Have Underlying Characteristics of Common Stocks - Unaffiliated												
	Accel Growth V, L.P.	Palo Alto	CA	Accel		03/01/2019	1	-	46,500	-	697,500	0.060
	Accel Leaders Fund II, L.P.	Palo Alto	CA	Accel		03/01/2019	1	-	18,600	-	244,900	0.110
	Affinity Asia Pacific Fund V L.P.	Hong Kong	CHN	Affinity Asia Pacific		01/15/2018	3	(10,860)	-	3,206,590	0.070	
	Aitor Fund V (No. 1) AB	Stockholm	SWE	Aitor		12/17/2018	3	-	4,059	-	1,194,094	0.050
	American Securities Partners VII, L.P.	New York	NY	American Securities		12/10/2014	3	-	17,583	-	1,000,617	0.100
	American Securities Partners VIII, L.P.	New York	NY	American Securities		02/23/2018	3	-	36,209	-	4,962,097	0.070
	Andreessen Horowitz Fund VI, L.P.	Menlo Park	CA	Andreessen Horowitz		04/18/2019	1	-	52,500	-	245,000	0.050
	Andreessen Horowitz LSV Fund I, L.P.	Menlo Park	CA	Andreessen Horowitz		04/18/2019	1	-	70,000	-	532,000	0.100
	Arlington Capital Partners V, L.P.	Chevy Chase	MD	Arlington		04/29/2019	3	26,308	-	3,473,692	0.280	
	Arsenal Capital Partners Fund IV LP	New York	NY	Arsenal		09/03/2015	3	-	2,163,396	-	3,051,625	1.440
	Arsenal Capital Partners V LP	New York	NY	Arsenal		04/01/2019	3	403,285	-	1,096,715	0.070	
	Audax Private Equity Fund VI, L.P.	Boston	MA	Audax		08/03/2018	3	158,302	-	2,341,698	0.090	
	Battery Ventures XII Side Fund, L.P.	Boston	MA	Battery		04/01/2018	1	-	175,000	-	418,460	0.300
	Battery Ventures XII, L.P.	Boston	MA	Battery		02/01/2018	1	-	439,400	-	974,220	0.320
	BDCM Opportunity Fund IV, L.P.	Greenwich	CT	Black Diamond Capital Management		02/04/2015	-	-	164,055	-	1,061,709	0.320
	BE VI LP	London	GBR	Bridgepoint		01/26/2018	3	-	406,450	-	4,523,760	0.090
	Bessemer Venture Partners X Institutional LP	Larchmont	NY	Bessemer		10/15/2018	1	-	23,851	-	340,789	0.050
	BGH Capital Fund I, L.P.	Melbourne	AUS	Herbert Smith Freehills		05/15/2018	3	60,693	-	2,991,643	0.240	
	Blackstone Capital Partners VII L.P.	New York	NY	Blackstone		04/07/2015	3	-	484,450	-	1,794,516	0.100
	Bond Capital Fund I, LP	San Francisco	CA	Bond Capital		04/15/2019	1	-	75,000	-	637,500	0.060
	Bridgepoint Europe V 'B1' LP	London	GBR	Bridgepoint		09/03/2014	3	-	260,526	-	260,309	0.130
	Carlyle Partners VI, L.P.	Washington	DC	Carlyle		02/19/2013	3	-	5,202	-	50,898	0.100
	Carlyle Partners VII, L.P.	Washington	DC	Carlyle		10/26/2017	3	-	476,699	-	3,786,782	0.100
	CIP Capital Fund III, L.P.	New York	NY	CIP		07/01/2019	3	-	-	-	1,250,000	0.210
	Clearlake Capital Partners V, L.P.	Los Angeles	CA	Clearlake Capital		10/13/2017	-	-	609,338	-	1,538,169	0.090
	Clearlake Opportunities Partners II, L.P.	Los Angeles	CA	Clearlake Capital		05/31/2019	-	142,366	-	1,607,634	0.180	
	Cortec Group Fund VI, L.P.	New York	NY	Cortec		04/27/2015	3	(124,908)	-	1,195,531	0.710	
	Defy Partners II, L.P.	Palo Alto	CA	Defy		03/28/2019	1	42,500	-	807,500	0.320	
	ECI 11 FP LP	London	GBR	ECI Partners LLP		07/02/2018	3	-	1,021,377	-	4,140,528	0.670
	EnCap Energy Capital Fund X, L.P.	Houston	TX	EnCap		02/05/2015	-	-	472,196	-	2,399,536	0.180
	Fifth Wall Ventures II, L.P.	Los Angeles	CA	Fifth Wall Ventures		10/15/2018	1	-	56,722	-	1,072,906	0.260
	Fortress Credit Opportunities Fund V (A) LP	New York	NY	Fortress		12/11/2018	-	-	150,683	-	1,875,681	0.100
	Foundation Capital IX, L.P.	San Francisco	CA	Foundation Capital		08/10/2018	1	-	294,311	-	2,415,278	0.890
	Foundation Capital VIII, L.P.	San Francisco	CA	Foundation Capital		05/06/2015	1	-	230,769	-	736,154	1.400
	Genstar Capital Partners IX, L.P.	San Francisco	CA	Genstar		02/19/2019	3	4,666	137,122	-	1,608,211	0.100
	Global Infrastructure Partners IV, L.P.	New York	NY	Global Infrastructure		07/01/2019	-	-	-	-	1,750,000	0.100
	Hg Saturn L.P.	London	GBR	Hg		03/07/2018	3	-	4,836	-	1,746,543	0.220
	Hudson Holdings Cayman I LP	Toronto	CAN	Whitehorse		07/29/2019	3	268,013	-	-	47,478	0.170
	Hudson Holdings I LP	Toronto	CAN	Whitehorse		07/29/2019	3	344,173	-	-	90,336	0.170

QE03

SCHEDULE BA - PART 2

Showing Other Long-Term Invested Assets ACQUIRED AND ADDITIONS MADE During the Current Quarter

1 CUSIP Identification	2 Name or Description	Location		5 Name of Vendor or General Partner	6 NAIC Designation and Administrative Symbol/Market Indicator	7 Date Originally Acquired	8 Type and Strategy	9 Actual Cost at Time of Acquisition	10 Additional Investment Made after Acquisition	11 Amount of Encumbrances	12 Commitment for Additional Investment	13 Percentage of Ownership	
		3 City	4 State										
	Index Ventures IX.....	London.....	GBR.....	Index Ventures.....		07/02/2018.....1	-138,109	-674,9090.180	
	Inflexion Buyout Fund V Limited Partnership.....	London.....	GBR.....	Inflexion.....		04/09/2018.....3	-317,859	-2,222,4750.180	
	Inflexion Partnership Capital Fund II Limited Partnership.....	London.....	GBR.....	Inflexion.....		04/09/2018.....3	-23,453	-2,390,1810.200	
	Inflexion Supplemental Fund V.....	London.....	GBR.....	Inflexion.....		04/04/2019.....3	-3,802	-915,8270.120	
	Investindustrial VII L.P.....	London.....	GBR.....	Investindustria.....		03/25/2019.....3	-10,466	-1,842,9730.060	
	K4 Private Investors, L.P.....	Los Angeles.....	CA.....	K1 Capital.....		06/15/2018.....3	-257	-3,219,6490.300	
	Kleiner Perkins Caufield & Byers XVIII, LLC.....	New York.....	NY.....	Kleiner Perkins Caufield & Byers.....		01/28/2019.....1	-15,000	-342,5000.080	
	Lightspeed China Partners Select I, L.P.....	Shanghai.....	CHN.....	Lightspeed.....		12/10/2018.....1	-17,500	-294,0000.200	
	Lightspeed Venture Partners Select III, L.P.....	Menlo Park.....	CA.....	Lightspeed.....		03/28/2018.....1	-90,680	-549,3200.100	
	Lightspeed Venture Partners XII, L.P.....	Menlo Park.....	CA.....	Lightspeed.....		03/28/2018.....1	-45,000	-414,0000.120	
	Linzor Capital Partners III, L.P.....	Santiago.....	CHL.....	Linzor.....		02/26/2015.....3	-1,100,269	-2,055,4351.000	
	Meritech Capital Partners VI L.P.....	Palo Alto.....	CA.....	Meritech.....		05/07/2018.....1	-299,000	-1,352,0000.410	
	New Enterprise Associates 17, L.P.....	Menlo Park.....	CA.....	New Enterprise Associates.....		05/20/2019.....160,00025,000	-915,0000.100	
	Olympus Growth Fund VII, L.P.....	Stamford.....	CT.....	Olympus.....		11/20/2017.....3	-24,319	-5,754,4950.320	
	One Equity Partners VII, L.P.....	New York.....	NY.....	One Equity Partners.....		08/07/2018.....3	-619,551	-4,058,6570.500	
	PAG Asia III, L.P.....	Hong Kong.....	CHN.....	PAG Asia.....		09/06/2018.....3103,259	-	-1,146,7410.100	
	PAI Europe VII-1 S.L.P.....	Paris.....	FRA.....	PAI.....		11/02/2017.....3344,037	-	-1,840,2580.160	
	PAI Europe VII-1 SCSp.....	Paris.....	FRA.....	PAI.....		11/02/2017.....322,054	-	-2,158,5960.160	
	Patria - Private Equity Fund VI, L.P.....	Sao Paulo.....	BRA.....	Patria.....		12/18/2017.....3	-3,359	-3,976,3260.160	
	Polish Enterprise Fund VIII, L.P.....	Warsaw.....	POL.....	Enterprise Investors.....		09/08/2017.....3	-74,078	-2,573,0570.610	
	Primavera Capital Fund III L.P.....	Hong Kong.....	CHN.....	Primavera.....		02/14/2018.....3	-(64,980)	-2,106,5200.130	
	Scale Venture Partners VI, L.P.....	Foster City.....	CA.....	Scale Ventures.....		06/27/2018.....1	-207,900	-1,945,9440.740	
	Tailwater Energy Fund III LP.....	Dallas.....	TX.....	Tailwater.....		07/20/2018.....1	-1,009,130	-3,053,6901.110	
	The Baring Asia Private Equity Fund VII, L.P.....	Hong Kong.....	CHN.....	Baring Asia.....		07/10/2018.....3	-1,046,262	-5,231,9040.130	
	The Resolute Fund IV, L.P.....	New York.....	NY.....	The Jordan Company.....		03/16/2018.....3	-247,585	-3,835,4790.130	
	The Veritas Capital Fund VII, L.P.....	New York.....	NY.....	Veritas.....		08/09/2019.....3	-	-	-2,500,0000.050	
	Trident VI, L.P.....	Greenwich.....	CT.....	Stone Point Capital.....		12/20/2013.....3	-116,432	-702,0940.180	
	Westlake BioPartners I, L.P.....	Westlake Village.....	CA.....	Westlake.....		08/30/2018.....1	-551,250	-1,748,2500.960	
	Whitehorse Liquidity Partners Fund III LP.....	Toronto.....	CAN.....	Whitehorse.....		05/31/2019.....3490,672550,470	-3,032,3260.200	
	WIN 7, L.P.....	New York.....	NY.....	Blackstone.....		03/30/2007.....3	-7,599	-104,0835.850	
1599999.	Total - Joint Venture or Partnership Interests That Have Underlying Characteristics of Common Stocks - Unaffiliated.....							2,480,79414,229,9500126,125,288XXX.....
Joint Venture or Partnership Interests That Have Underlying Characteristics of Real Estate - Affiliated													
	p001437 MetLife Core Property Fund, LP - MPC.....	Whippany.....	NJ.....	MetLife Core Property Fund GP LLC.....		04/02/2018.....		570,503		1.650	
1899999.	Total - Joint Venture or Partnership Interests That Have Underlying Characteristics of Real Estate - Affiliated.....							0570,50300XXX.....
4499999.	Subtotal - Unaffiliated.....							2,480,79414,229,9500126,125,288XXX.....
4599999.	Subtotal - Affiliated.....							0570,50300XXX.....
4699999.	Totals.....							2,480,79414,800,4530126,125,288XXX.....

QE03.1

Statement for September 30, 2019 of the **Metropolitan Property and Casualty Insurance Company**
SCHEDULE BA - PART 3

Showing Other Long-Term Invested Assets DISPOSED, Transferred or Repaid During the Current Quarter

1	2	Location		5	6	7	8	Changes in Book/Adjusted Carrying Value						15	16	17	18	19	20										
		3	4					9	10	11	12	13	14																
CUSIP Identification	Name or Description	City	State	Name of Purchaser or Nature of Disposal	Date Originally Acquired	Disposal Date	Book/Adjusted Carrying Value Less Encumbrances, Prior Year	Unrealized Valuation Increase (Decrease)	Current Year's (Depreciation) or (Amortization) / Accretion	Current Year's Other-Than-Temporary Impairment Recognized	Capitalized Deferred Interest and Other	Total Change in B./A.C.V. (9+10-11+12)	Total Foreign Exchange Change in B./A.C.V.	Book/Adjusted Carrying Value Less Encumbrances on Disposal	Consideration	Foreign Exchange Gain (Loss) on Disposal	Realized Gain (Loss) on Disposal	Total Gain (Loss) on Disposal	Investment Income										
Joint Venture or Partnership Interests That Have Underlying Characteristics of Common Stocks - Unaffiliated																													
	Affinity Asia Pacific Fund V L.P.....	Hong Kong.....	CHN	Normal Distributions/and or adjustments..	01/15/2018	09/30/20192,660	-	-	-	-0	-2,6602,660	-	-0	-										
	American Securities Partners VII, L.P.....	New York.....	NY..	Normal Distributions/and or adjustments..	12/10/2014	09/30/201910,397	-	-	-	-0	-10,39710,397	-	-0	-										
	Bessemer Venture Partners X Institutional L.P.....	Larchmont.....	NY..	Normal Distributions/and or adjustments..	10/15/2018	09/30/20193,892	-	-	-	-0	-3,8923,892	-	-0	-										
	BGH Capital Fund I, L.P.....	Melbourne.....	AUS	Normal Distributions/and or adjustments..	05/15/2018	09/30/201916,574	-	-	-	-0	-16,57416,574	-	-0	-										
	Blackstone Strategic Alliance Fund II L.P.....	New York.....	NY..	Normal Distributions/and or adjustments..	11/23/2010	09/30/2019164,318	-	-	-	-0	-164,318164,318	-	-0	-										
	Carlyle Partners VII, L.P.....	Washington.....	DC..	Normal Distributions/and or adjustments..	10/26/2017	09/30/20193,423	-	-	-	-0	-3,4233,423	-	-0	-										
	Clearlake Opportunities Partners II, L.P.....	Los Angeles.....	CA..	Normal Distributions/and or adjustments..	05/31/2019	09/30/201994	-	-	-	-0	-9494	-	-0	-										
	Cortec Group Fund VI, L.P.....	New York.....	NY..	Normal Distributions/and or adjustments..	04/27/2015	09/30/2019(47,334)	-	-	-	-0	-(47,334)(47,334)	-	-0	-										
	Dyal Capital Partners IV, L.P.....	New York.....	NY..	Normal Distributions/and or adjustments..	04/06/2018	09/30/2019129,697	-	-	-	-0	-129,697129,697	-	-0	-										
	EnCap Energy Capital IX.....	Houston.....	TX..	Normal Distributions/and or adjustments..	01/04/2013	09/30/201911,740	-	-	-	-0	-11,74011,740	-	-0	-										
	Hudson Holdings I LP.....	Toronto.....	CAN	Normal Distributions/and or adjustments..	07/29/2019	09/30/201948,570	-	-	-	-0	-48,57048,570	-	-0	-										
	Lansdowne Developed Markets Fund LP.....	London.....	GBR	Residual Activity.....	06/01/2008	01/30/2019	-	-	-	-	-0	-	-(2,340,931)	-(2,340,931)(2,340,931)2,340,931										
	Pershing Square, L.P.....	New York.....	NY..	Residual Activity.....	05/31/2011	03/13/2019	-	-	-	-	-0	-	-(3,446,502)	-(3,446,502)(3,446,502)3,446,502										
	Senator Global Opportunity Fund LP.....	New York.....	NY..	Normal Distributions/and or adjustments..	03/02/2015	09/30/20191,560,875	-	-	-	-0	-1,560,8751,560,875	-	-0	-										
	The Resolute Fund IV, L.P.....	New York.....	NY..	Normal Distributions/and or adjustments..	03/16/2018	09/30/2019(138,050)	-	-	-	-0	-(138,050)(138,050)	-	-0	-										
	Tourbillon Global Equities, LLC.....	New York.....	NY..	Residual Activity.....	01/06/2016	02/26/2019	-	-	-	-	-0	-	-(2,279,197)	-(2,279,197)(2,279,197)2,279,197										
	Trilantic Energy Partners II (North America) L.P.....	Austin.....	TX..	Normal Distributions/and or adjustments..	12/14/2018	09/30/2019(24,345)	-	-	-	-0	-(24,345)(24,345)	-	-0	-										
	Turiya Fund LP.....	Hong Kong.....	CHN	Residual Activity.....	02/25/2014	04/22/2019	-	-	-	-	-0	-	-(1,135,704)	-(1,135,704)(1,135,704)1,135,704										
	Whitehorse Liquidity Partners Fund III LP.....	Toronto.....	CAN	Normal Distributions/and or adjustments..	05/31/2019	09/30/201973,467	-	-	-	-0	-73,46773,467	-	-0	-										
	1599999. Total - Joint Venture or Partnership Interests That Have Underlying Characteristics of Common Stocks - Unaffiliated.....																1,815,978000001,815,978(7,386,356)0(9,202,334)(9,202,334)9,202,334
Joint Venture or Partnership Interests That Have Underlying Characteristics of Real Estate - Affiliated																													
	p001022 ML-AI METLIFE MEMBER 1, LLC.....	Chicago.....	IL...	Residual Activity.....	12/20/2013	05/10/2017	-	-	-	-	-0	-	-1,440	-1,4401,440	-										
	p001806 MMP Owners LLC.....	Whippany.....	NJ..	Normal distributions and/or adjustments...	10/29/2018	09/30/201960,380	-	-	-	-0	-60,38060,492	-112112	-										
	1899999. Total - Joint Venture or Partnership Interests That Have Underlying Characteristics of Real Estate - Affiliated.....																60,3800000060,38061,93201,5521,5520
	4499999. Subtotal - Unaffiliated.....																1,815,978000001,815,978(7,386,356)0(9,202,334)(9,202,334)9,202,334
	4599999. Subtotal - Affiliated.....																60,3800000060,38061,93201,5521,5520
	4699999. Totals.....																1,876,358000001,876,358(7,324,424)0(9,200,782)(9,200,782)9,202,334

QE03.2

Statement for September 30, 2019 of the **Metropolitan Property and Casualty Insurance Company**
SCHEDULE D - PART 3

Showing all Long-Term Bonds and Stocks ACQUIRED During Current Quarter

1	2	3	4	5	6	7	8	9	10
CUSIP Identification	Description	Foreign	Date Acquired	Name of Vendor	Number of Shares of Stock	Actual Cost	Par Value	Paid for Accrued Interest and Dividends	NAIC Designation and Administrative Symbol/Market Indicator (a)
Bonds - U.S. Government									
912828 L9 9	UNITED STATES TREASURY 1.375% 10/31/20		09/24/2019	GOLDMAN SACHS & COMPANY		2,487,212	2,500,000	13,825	1
912828 YC 8	UNITED STATES TREASURY 1.500% 08/31/21		09/12/2019	TD SECURITIES USA LLC		2,490,142	2,500,000	1,339	1
0599999	Total - Bonds - U.S. Government					4,977,354	5,000,000	15,164	XXX
Bonds - U.S. Special Revenue and Special Assessment									
000000 00 0	FEDERAL HOME LOAN MORTGAGE COR 3.500%		08/12/2019	Tax Free Exchange		9,008,728	8,872,583	11,214	1
3131XY UM 9	FEDERAL HOME LOAN MORTGAGE COR 3.500%		08/12/2019	Tax Free Exchange		12,980,756	12,654,646	15,994	1
3131Y0 JJ 2	FEDERAL HOME LOAN MORTGAGE COR 4.000%		08/21/2019	Tax Free Exchange		4,386,937	4,293,744	13,358	1
3132A5 JS 5	FEDERAL HOME LOAN MORTGAGE COR 4.500%		07/15/2019	Tax Free Exchange		12,900,683	12,490,294	28,103	1
647201 HD 7	NEW MEXICO MTG FIN AUTH 2.900% 08/01/4		07/10/2019	RBC DOMINION SECURITIES INC		8,225,504	8,225,504		1FE
3199999	Total - Bonds - U.S. Special Revenue and Special Assessments					47,502,608	46,536,771	68,669	XXX
Bonds - Industrial and Miscellaneous									
126307 BA 4	CSC HLDGS LLC 5.750% 01/15/30		07/01/2019	CITIGROUP GLOBAL MARKETS INC/		58,000	58,000		4FE
16411Q AE 1	CHENIERE ENERGY PARTNERS LP 4.500% 10/		09/09/2019	RBC DOMINION SECURITIES INC		375,000	375,000		3FE
32055R B# 3	FIRST INDUSTRIAL LP 3.970% 07/23/29		07/23/2019	BANK OF AMERICA N.A.		2,000,000	2,000,000		2Z
46649J AG 3	JP MORGAN CHASE COMMERCIAL MOR 3.128%		09/18/2019	JP MORGAN SECURITIES LTD LDN		370,420	371,000	161	1FM
46649J AJ 7	JP MORGAN CHASE COMMERCIAL MOR 3.328%		09/18/2019	JP MORGAN SECURITIES LTD LDN		28,964	29,000	13	1FM
56081# BQ 2	MAJOR LEAGUE BASEBALL TRUST 3.200% 12/		08/12/2019	BANK OF AMERICA N.A.		900,000	900,000		1Z
56081# BR 0	MAJOR LEAGUE BASEBALL TRUST 3.410% 12/		08/12/2019	BANK OF AMERICA N.A.		700,000	700,000		1Z
61764G AG 7	MORGAN STANLEY REREMIC TRUST M 3.000%		06/05/2019	BANK OF AMERICA N.A.		(58,742)	(58,706)	(29)	1FE
626738 AE 8	MURPHY OIL USA INC 4.750% 09/15/29		09/04/2019	JP MORGAN SECURITIES LTD LDN		55,000	55,000		3FE
761152 A@ 6	RESMED INC 3.450% 07/10/29		07/10/2019	BANK OF AMERICA N.A.		2,200,000	2,200,000		1Z
86359B MW 8	WELLS FARGO HOME EQUITY TRUST 2.318% 0		06/06/2019	BANK OF AMERICA N.A.				55	1FM
89177H AC 6	TOWD POINT MORTGAGE TRUST TPMT 3.618%		09/27/2019	AMHERST PIERPONT SECURITIES LL		5,031,250	5,000,000	3,015	1FE
941848 E# 6	WATERS CORP 3.310% 09/12/26		09/12/2019	TD SECURITIES USA LLC		1,100,000	1,100,000		2Z
941848 F* 9	WATERS CORP 3.530% 09/12/29		09/12/2019	TD SECURITIES USA LLC		1,500,000	1,500,000		2Z
G6515# AK 0	JOHN WOOD GROUP PLC 4.780% 07/02/29	D	07/02/2019	CITIGROUP GLOBAL MARKETS INC/		2,000,000	2,000,000		2Z
G6515# AL 8	JOHN WOOD GROUP PLC 4.880% 07/02/31	D	07/02/2019	CITIGROUP GLOBAL MARKETS INC/		2,100,000	2,100,000		2Z
G6515# AQ 7	JOHN WOOD GROUP PLC 4.650% 07/02/26	D	07/02/2019	CITIGROUP GLOBAL MARKETS INC/		2,000,000	2,000,000		2Z
G7612# AA 2	ROCK RAIL SOUTH WESTERN PLC 3.938% 06/	B	09/30/2019	DIRECT		1,335,938	1,335,938		2PL
Q3629# AP 8	ETSA UTILITIES FINANCE PTY LTD 3.560%	D	08/01/2019	JP MORGAN SECURITIES LTD LDN		1,400,000	1,400,000		1Z
Q3629# AQ 6	ETSA UTILITIES FINANCE PTY LTD 3.630%	D	08/01/2019	JP MORGAN SECURITIES LTD LDN		1,400,000	1,400,000		1Z
Q3971@ AL 3	GPT GROUP 3.940% 07/25/34	D	07/25/2019	NATIONAL AUSTRALIA BANK LIMITE		5,300,000	5,300,000		1Z
3899999	Total - Bonds - Industrial and Miscellaneous					29,795,830	29,765,232	3,215	XXX
Bonds - Bank Loans									
000000 00 0	DELL INTERNATIONAL LLC/EMC COR DELL INTE		09/19/2019	Tax Free Exchange		1,976,307	1,969,925		2FE
000000 00 0	PRIME SECURITY SERVICES BORROW		07/17/2019	DIRECT		995,000	1,000,000		3FE
50168E AB 8	LABL INC 07/01/26		07/09/2019	DIRECT		1,683,000	1,700,000		4FE
64072U AG 7	CSC HLDGS LLC TL +L250 01/25/26		07/17/2019	DIRECT		988,747	997,475		3FE
65336R AW 8	NEXSTAR BROADCASTING INC 06/19/		09/24/2019	DIRECT		2,985,000	3,000,000		3FE
75915T AD 4	REGIONALCARE HOSPITAL PARTNERS		07/29/2019	DIRECT		306,364	305,981		4FE
85236H AB 5	STADCO LA LLC 06/29/23		09/30/2019	Various		3,106,209	3,106,209		2
92645D AE 9	VICTORY CAPITAL HOLDINGS INC 07		07/12/2019	DIRECT		990,000	1,000,000		3FE
92854* AA 2	VIVINT SOLAR ASSET 2 PROJECT C		09/27/2019	Various		4,835,346	4,835,346		2Z
C2918P AA 6	DHX MEDIA LTD TL L+375 12/29/23	A	07/12/2019	DIRECT		439,875	450,000		4FE

QE04

Statement for September 30, 2019 of the **Metropolitan Property and Casualty Insurance Company**
SCHEDULE D - PART 3

Showing all Long-Term Bonds and Stocks ACQUIRED During Current Quarter

1	2	3	4	5	6	7	8	9	10
CUSIP Identification	Description	Foreign	Date Acquired	Name of Vendor	Number of Shares of Stock	Actual Cost	Par Value	Paid for Accrued Interest and Dividends	NAIC Designation and Administrative Symbol/Market Indicator (a)
8299999	Total - Bonds - Bank Loans.....					18,305,848	18,364,936	0	XXX
8399997	Total - Bonds - Part 3.....					100,581,640	99,666,939	87,048	XXX
8399999	Total - Bonds.....					100,581,640	99,666,939	87,048	XXX
Common Stocks - Industrial and Miscellaneous									
03272L 10 8	ANAPLAN INC.....		08/28/2019.....	PARTNERSHIP DISTRIBUTION.....	74.000	4,271	XXX		L
682680 10 3	ONEOK INC.....		08/16/2019.....	ISSUING COMPANY.....	567.330	38,730	XXX		L
726503 10 5	PLAINS ALL AMERICAN PIPELINE L.....		09/19/2019.....	BARCLAYS CAPITAL INC.....	14,860.000	324,432	XXX		L
958669 10 3	WESTERN GAS EQUITY PARTNERS LP.....		09/16/2019.....	CITIGROUP GLOBAL MARKETS INC/.....	6,475.000	172,237	XXX		L
9099999	Total - Common Stocks - Industrial and Miscellaneous.....					539,670	XXX	0	XXX
9799997	Total - Common Stocks - Part 3.....					539,670	XXX	0	XXX
9799999	Total - Common Stocks.....					539,670	XXX	0	XXX
9899999	Total - Preferred and Common Stocks.....					539,670	XXX	0	XXX
9999999	Total - Bonds, Preferred and Common Stocks.....					101,121,310	XXX	87,048	XXX

(a) For all common stock bearing NAIC market indicator "U" provide the number of such issues:.....0.

QE04.1

Statement for September 30, 2019 of the **Metropolitan Property and Casualty Insurance Company**
SCHEDULE D - PART 4

Showing all Long-Term Bonds and Stocks SOLD, REDEEMED or Otherwise DISPOSED OF During Current Quarter

1	2	3	4	5	6	7	8	9	10	Change in Book/Adjusted Carrying Value					16	17	18	19	20	21	22
										11	12	13	14	15							
CUSIP Identification	Description	For rei gn	Disposal Date	Name of Purchaser	Number of Shares of Stock	Consideration	Par Value	Actual Cost	Prior Year Book/Adjusted Carrying Value	Unrealized Valuation Increase (Decrease)	Current Year's (Amortization) / Accretion	Current Year's Other-Than- Temporary Impairment Recognized	Total Change in B./A.C.V. (11+12-13)	Total Foreign Exchange Change in B./A.C.V.	Book/Adjusted Carrying Value at Disposal Date	Foreign Exchange Gain (Loss) on Disposal	Realized Gain (Loss) on Disposal	Total Gain (Loss) on Disposal	Bond Interest / Stock Dividends Received During Year	Stated Contractual Maturity Date	NAIC Designation and Admini- strative Symbol/ Market Indicator (a)
Bonds - U.S. Government																					
36225B QJ 0	GINNIE MAE I GNMA I 7.000% 781357 7.00		09/01/2019	Various.....		4,201	4,201	4,128	4,164		37		37		4,201			0	198	10/15/2025	1.....
36225B QL 5	GINNIE MAE I GNMA I 6.500% 781359 6.50		09/01/2019	Various.....		2,917	2,917	2,853	2,886		31		31		2,917			0	128	12/15/2025	1.....
36225B QN 1	GINNIE MAE I GNMA I 7.500% 781361 7.50		09/01/2019	Various.....		3,532	3,532	3,437	3,485		47		47		3,532			0	178	12/15/2025	1.....
36225B QR 2	GINNIE MAE I GNMA I 8.000% 781364 8.00		09/01/2019	Various.....		41	41	41	41				0		41			0	2	12/15/2030	1.....
36225B QV 3	GINNIE MAE I GNMA I 9.000% 781368 9.00		09/01/2019	Various.....		29	29	29	29				0		29			0	2	12/15/2019	1.....
912828 F3 9	UNITED STATES TREASURY 1.750% 09/30/19		09/25/2019	CITIGROUP GLOBAL MARKETS INC/		19,999,179	20,000,000	19,841,446	19,890,933		107,459		107,459		19,998,392		786	786	346,175	09/30/2019	1.....
912828 XH 8	UNITED STATES TREASURY 1.625% 06/30/20		07/23/2019	Various.....		19,931,991	20,000,000	19,811,759		39,157		39,157		19,850,916		81,075	81,075	174,423	06/30/2020	1.....	
912828 YC 8	UNITED STATES TREASURY 1.500% 08/31/21		09/24/2019	WELLS FARGO & CO.....		2,492,768	2,500,000	2,490,142		164		164		2,490,305		2,463	2,463	2,576	08/31/2021	1.....	
0599999	Total - Bonds - U.S. Government.....					42,434,658	42,510,720	42,153,835	19,901,538	0	146,895	0	146,895	0	42,350,333	0	84,324	84,324	523,682	XXX	XXX
Bonds - U.S. Special Revenue and Special Assessment																					
000000 00 0	SUMMARY ADJUSTMENT.....		09/30/2019	Various.....		337	337	337	337	(5)	100		95		337			0		10/01/2020	1.....
134340 AA 6	CAMPBELL CNTY WY SOLID WST FAC 5.750%		07/15/2019	Redemption 100.0000.....		4,000,000	4,000,000	4,000,000	4,000,000				0		4,000,000			0	230,000	07/15/2039	1FE.....
30711X C2 8	FANNIE MAE CONNECTICUT AVENUE 2.668% 0		09/25/2019	Paydown.....		1,258,923	1,258,923	1,259,074	286,972		(152)		(152)		1,258,923			0	13,606	08/25/2030	1.....
31283H NA 9	FEDERAL HOME LOAN MORTGAGE COR FHLMC 7.5		09/01/2019	Various.....		22	22	22	22				0		22			0	1	12/01/2030	1.....
31283H NE 1	FEDERAL HOME LOAN MORTGAGE COR 8.000%		09/01/2019	Various.....		33	33	34	33				0		33			0	2	10/01/2030	1.....
3128MJ 4C 1	FEDERAL HOME LOAN MORTGAGE COR 4.500%		07/15/2019	Various.....		13,254,964	12,844,575	13,350,998	13,327,308		(72,344)		(72,344)		13,254,964			0	365,273	06/01/2048	1.....
3130AD 6W 7	FEDERAL HOME LOAN BANKS 2.510% 12/29/2		09/29/2019	Call 100.0000.....		10,000,000	10,000,000	10,000,000	10,000,000				0		10,000,000			0	188,250	12/29/2022	1.....
3131XY 4B 2	FEDERAL HOME LOAN MORTGAGE COR 3.500%		09/01/2019	Various.....		160,043	9,027,810	162,341			(2,298)		(2,298)		160,043			0	453	01/01/2048	1.....
3131XY UM 9	FEDERAL HOME LOAN MORTGAGE COR 3.500%		09/01/2019	Various.....		103,354	12,751,131	105,788			(2,434)		(2,434)		103,354			0	281	12/01/2047	1.....
3131Y0 JJ 2	FEDERAL HOME LOAN MORTGAGE COR 4.000%		09/01/2019	Various.....		136,298	4,427,731	139,134			(2,836)		(2,836)		136,298			0	447	02/01/2048	1.....
3132A5 JS 5	FEDERAL HOME LOAN MORTGAGE COR 4.500%		09/01/2019	Various.....		898,789	5,053,375	927,399			(28,610)		(28,610)		898,789			0	5,066	06/01/2048	1.....
3132XV 3J 0	FEDERAL HOME LOAN MORTGAGE COR 3.500%		08/12/2019	Various.....		9,174,526	9,038,381	9,192,670	9,184,666		(10,139)		(10,139)		9,174,526			0	221,827	01/01/2048	1.....
3132XV EY 5	FEDERAL HOME LOAN MORTGAGE COR 3.500%		08/12/2019	Various.....		13,211,956	12,885,846	13,258,327	13,237,106		(25,149)		(25,149)		13,211,956			0	316,383	12/01/2047	1.....

QE05

SCHEDULE D - PART 4

Showing all Long-Term Bonds and Stocks SOLD, REDEEMED or Otherwise DISPOSED OF During Current Quarter

1	2	3	4	5	6	7	8	9	10	Change in Book/Adjusted Carrying Value					16	17	18	19	20	21	22
										11	12	13	14	15							
CUSIP Identification	Description	F o r e i g n	Disposal Date	Name of Purchaser	Number of Shares of Stock	Consideration	Par Value	Actual Cost	Prior Year Book/Adjusted Carrying Value	Unrealized Valuation Increase (Decrease)	Current Year's (Amortization) / Accretion	Current Year's Other-Than-Temporary Impairment Recognized	Total Change in B./A.C.V. (11+12-13)	Total Foreign Exchange Change in B./A.C.V.	Book/Adjusted Carrying Value at Disposal Date	Foreign Exchange Gain (Loss) on Disposal	Realized Gain (Loss) on Disposal	Total Gain (Loss) on Disposal	Bond Interest / Stock Dividends Received During Year	Stated Contractual Maturity Date	NAIC Designation and Administrative Symbol/Market Indicator (a)
3132XW ZJ 3	FEDERAL HOME LOAN MORTGAGE COR 4.000%		08/21/2019	Various.....		4,530,601	4,437,408	4,548,690	4,542,573		(11,971)		(11,971)		4,530,601			.0	131,504	02/01/2048	1.....
31402C 5L 2	FEDERAL NATIONAL MORTGAGE ASSO FNMA 6.50		09/01/2019	Various.....		1,165	1,165	1,117	1,131		.34		.34		1,165			.0	.48	12/01/2031	1.....
3140GQ 3F 1	FEDERAL NATIONAL MORTGAGE ASSO 4.000%		09/01/2019	Paydown.....		856,271	856,271	890,722	889,033		(32,762)		(32,762)		856,271			.0	22,665	08/01/2047	1.....
3140GS PD 8	FEDERAL NATIONAL MORTGAGE ASSO 4.000%		09/01/2019	Paydown.....		450,227	450,227	463,418	462,757		(12,529)		(12,529)		450,227			.0	12,149	09/01/2047	1.....
3140H3 7J 9	FEDERAL NATIONAL MORTGAGE ASSO 4.000%		09/01/2019	Paydown.....		533,285	533,285	545,951	545,410		(12,125)		(12,125)		533,285			.0	14,707	04/01/2048	1.....
3140HK 4Z 8	FEDERAL NATIONAL MORTGAGE ASSO 4.000%		09/01/2019	Paydown.....		109,635	109,635	111,554	111,499		(1,863)		(1,863)		109,635			.0	3,212	07/01/2048	1.....
3140HN 3B 6	FEDERAL NATIONAL MORTGAGE ASSO FNMA 30YR		09/30/2019	Various.....									.0					.0	287,072	10/01/2048	1.....
3140HN YR 7	FEDERAL NATIONAL MORTGAGE ASSO FNMA 30YR		09/30/2019	Various.....									.0					.0	256,379	08/01/2048	1.....
3140J7 UR 4	FEDERAL NATIONAL MORTGAGE ASSO 4.000%		09/01/2019	Paydown.....		209,069	209,069	211,552	211,518		(2,450)		(2,450)		209,069			.0	5,611	12/01/2047	1.....
3140J7 XW 0	FEDERAL NATIONAL MORTGAGE ASSO 4.000%		09/01/2019	Paydown.....		491,422	491,422	507,316	506,243		(14,821)		(14,821)		491,422			.0	13,439	01/01/2048	1.....
3140J8 AL 7	FEDERAL NATIONAL MORTGAGE ASSO 3.500%		09/01/2019	Paydown.....		674,462	674,462	676,095	675,959		(1,497)		(1,497)		674,462			.0	15,550	06/01/2046	1.....
3140Q8 AH 8	FEDERAL NATIONAL MORTGAGE ASSO 3.500%		09/01/2019	Various.....		779,649	779,649	803,038	801,733		(22,084)		(22,084)		779,649			.0	18,481	12/01/2047	1.....
3140QA AJ 9	FEDERAL NATIONAL MORTGAGE ASSO 4.000%		09/01/2019	Paydown.....		313,893	313,893	320,612			(6,719)		(6,719)		313,893			.0	5,261	05/01/2048	1.....
3140QA VA 5	FEDERAL NATIONAL MORTGAGE ASSO 3.500%		09/01/2019	Paydown.....		436,068	436,068	440,905			(4,838)		(4,838)		436,068			.0	4,449	04/01/2049	1.....
31418C 4W 1	FEDERAL NATIONAL MORTGAGE ASSO		09/30/2019	Various.....									.0					.0	55,970	12/01/2048	1.....
31418C 5Z 3	FEDERAL NATIONAL MORTGAGE ASSO		09/30/2019	Various.....									.0					.0	122,773	01/01/2049	1.....
31418C UB 8	FEDERAL NATIONAL MORTGAGE ASSO 4.000%		09/01/2019	Paydown.....		514,448	514,448	526,827	526,136		(11,688)		(11,688)		514,448			.0	13,978	02/01/2048	1.....
31418C XN 9	FEDERAL NATIONAL MORTGAGE ASSO 4.000%		09/01/2019	Paydown.....		744,947	744,947	752,659	752,310		(7,363)		(7,363)		744,947			.0	20,317	06/01/2048	1.....
359900 YP 6	FULTON CNTY GA DEV AUTH REV Fulton Count		09/18/2019	Redemption 100.0000.....		10,000,000	10,000,000	9,555,200	9,629,296		370,704		370,704		10,000,000			.0	398,611	06/01/2040	1FE.....
43232E BX 6	HILLSBOROUGH CNTY FLA HSG FIN 4.750% 0		07/01/2019	Redemption 100.0000.....		115,000	115,000	112,623	113,845		1,155		1,155		115,000			.0	5,463	07/01/2027	1FE.....
45200F WW 5	ILLINOIS FINANCE AUTHORITY Illinois Fina		08/15/2019	Call 100.0000.....		4,600,000	4,600,000	4,474,420	4,589,512		10,488		10,488		4,600,000			.0	276,000	08/15/2039	1.....
45884A LT 8	INTERMOUNTAIN PWR AGY UTAH 5.000% 07/0		07/01/2019	Call 100.0000.....		690,000	690,000	647,731	683,138		1,554		1,554		684,693		5,307	5,307	34,500	07/01/2021	1.....

QE05.1

Statement for September 30, 2019 of the **Metropolitan Property and Casualty Insurance Company**

SCHEDULE D - PART 4

Showing all Long-Term Bonds and Stocks SOLD, REDEEMED or Otherwise DISPOSED OF During Current Quarter

1	2	3	4	5	6	7	8	9	10	Change in Book/Adjusted Carrying Value					16	17	18	19	20	21	22
										11	12	13	14	15							
CUSIP Identification	Description	For rei gn	Disposal Date	Name of Purchaser	Number of Shares of Stock	Consideration	Par Value	Actual Cost	Prior Year Book/Adjusted Carrying Value	Unrealized Valuation Increase (Decrease)	Current Year's (Amortization) / Accretion	Current Year's Other-Than- Temporary Impairment Recognized	Total Change in B./A.C.V. (11+12-13)	Total Foreign Exchange Change in B./A.C.V.	Book/Adjusted Carrying Value at Disposal Date	Foreign Exchange Gain (Loss) on Disposal	Realized Gain (Loss) on Disposal	Total Gain (Loss) on Disposal	Bond Interest / Stock Dividends Received During Year	Stated Contractual Maturity Date	NAIC Designation and Admini- strative Symbol/ Market Indicator (a)
57563R GR 4	MASSACHUSETTS EDL FING AUTH 6.000% 01/		07/01/2019	Call 100.0000		355,000	355,000	355,000	355,000				0		355,000			0	21,300	01/01/2027	1FE
57563R JC 4	MASSACHUSETTS EDL FING AUTH 5.700% 01/		07/01/2019	Call 100.0000		360,000	360,000	361,350	360,174		(86)		(86)		360,088		(88)	(88)	20,520	01/01/2031	1FE
647201 HD 7	NEW MEXICO MTG FIN AUTH 2.900% 08/01/4		09/03/2019	Redemption 100.0000		55,329	55,329	55,329					0		55,329			0	71	08/01/2040	1FE
796842 DF 6	SAN BERNARDINO CNTY CALIF SING 0.000%		05/01/2019	Call adj for Calls less than Par									0				(21,396)	(21,396)	21,396	05/01/2031	1FE
876385 EA 9	TARRANT CNTY TEX HEALTH FACS D 6.000%		09/01/2019	Redemption 100.0000		480,000	480,000	548,088	497,741		(17,741)		(17,741)		480,000			0	28,800	09/01/2024	1
3199999	Total - Bonds - U.S. Special Revenue and Special Assessments					79,499,716	108,495,442	79,306,321	76,291,452	(5)	79,536	0	79,531	0	79,494,497	0	(16,177)	(16,177)	3,151,815	XXX	XXX

Bonds - Industrial and Miscellaneous

QE05.2

00115* AA 0	AES ILLUMINA LLC 6.000% 03/26/32		09/30/2019	Various		62,920	62,920	62,920	62,920				0		62,920			0	2,931	03/26/2032	5
02378L AA 1	AMERICAN AIRLINES 2017-1 CLASS 5.180%		08/15/2019	Redemption 100.0000		146,370	146,370	146,370	146,370				0		146,370			0	7,582	08/15/2023	2PL
03674X AF 3	ANTERO RESOURCES CORP 5.625% 06/01/23		09/09/2019	Various		913,163	1,000,000	1,000,000	950,000	50,000			50,000		1,000,000		(86,838)	(86,838)	43,134	06/01/2023	3FE
05990T AU 1	BANC OF AMERICA FUNDING CORP 3.750%		09/01/2019	Various		98,263	98,263	98,263	98,263				0		98,263			0	2,397	02/01/2037	1FM
07331Q AA 5	BAYVIEW OPPORTUNITY MASTER FUN 4.000%		09/28/2019	Paydown		289,498	289,498	293,116	292,387		(2,889)		(2,889)		289,498			0	7,564	06/28/2053	1FM
126307 AH 0	CSC HLDGS LLC 5.250% 06/01/24		07/01/2019	CITIGROUP GLOBAL MARKETS INC/		60,320	58,000	56,840	53,143	3,868	80		3,948		57,091		3,229	3,229	1,793	06/01/2024	4FE
126694 3B 2	CWHL_06-8 CWHL 2006-8 1A1 6.000% 05/01		09/01/2019	Various		32,752	39,296	35,842	35,068		(2,316)		(2,316)		32,752			0	1,507	05/01/2036	3FM
12702* AA 4	CVS PASSTHROUGH TRUST 3.901% 10/10/39		09/10/2019	Various		48,283	48,283	48,283	48,283				0		48,283			0	1,256	10/10/2039	2
242370 AD 6	DEAN FOODS CO. 6.500% 03/15/23		09/27/2019	STIFEL NICOLAUS		261,250	500,000	500,000	400,000	100,000			100,000		500,000		(238,750)	(238,750)	33,944	03/15/2023	5FE
36255C AA 7	GPMT 2018-FL1 LTD GPMT_18-FL1 2.957% 1		07/19/2019	Paydown		45,227	45,227	45,227	45,227				0		45,227			0	889	12/19/2035	1FE
46645G AE 8	JP MORGAN MORTGAGE TRUST JPMMT 3.500%		09/01/2019	Paydown		87,033	87,033	86,543	86,561		472		472		87,033			0	1,998	10/01/2045	1FM
50152# AL 1	KWIK TRIP INC 4.080% 05/24/37		08/24/2019	Various		63,245	63,245	63,245	63,245				0		63,245			0	1,935	05/24/2037	2PL
52524V AQ 2	LEHMAN XS TRUST LXS_07-15N 2.918% 08/2		09/25/2019	Various		253,141	263,416	187,935	200,817		52,324		52,324		253,141			0	5,562	08/26/2047	1FM
61691P AG 5	MORGAN STANLEY CAPITAL I TRUST 3.228%		09/15/2019	Paydown		4,000,000	4,000,000	4,000,000	4,000,000				0		4,000,000			0	110,138	11/15/2034	1FM
61764G AG 7	MORGAN STANLEY REREMIC TRUST M 3.000%		09/01/2019	Paydown		150,507	150,507	150,601			(94)		(94)		150,507			0	812	01/02/2051	1FE
68389F CG 7	OPTION ONE MORTGAGE LOAN TRUST OOMLT 200		09/25/2019	Various		1,335	1,335	1,333	1,335				0		1,335			0	28	08/25/2032	1FM

SCHEDULE D - PART 4

Showing all Long-Term Bonds and Stocks SOLD, REDEEMED or Otherwise DISPOSED OF During Current Quarter

1	2	3	4	5	6	7	8	9	10	Change in Book/Adjusted Carrying Value					16	17	18	19	20	21	22
										11	12	13	14	15							
CUSIP Identification	Description	F o r e i g n	Disposal Date	Name of Purchaser	Number of Shares of Stock	Consideration	Par Value	Actual Cost	Prior Year Book/Adjusted Carrying Value	Unrealized Valuation Increase (Decrease)	Current Year's (Amortization) / Accretion	Current Year's Other-Than-Temporary Impairment Recognized	Total Change in B./A.C.V. (11+12-13)	Total Foreign Exchange Change in B./A.C.V.	Book/Adjusted Carrying Value at Disposal Date	Foreign Exchange Gain (Loss) on Disposal	Realized Gain (Loss) on Disposal	Total Gain (Loss) on Disposal	Bond Interest / Stock Dividends Received During Year	Stated Contractual Maturity Date	NAIC Designation and Administrative Symbol/Market Indicator (a)
715604 AA 2	PERU LNG SRL 5.375% 03/22/30.....	D	08/22/2019	HSBC SECURITIES.....		549,000	500,000	500,000	500,000				0		500,000		49,000	49,000	24,710	03/22/2030	2FE.....
76119H AA 8	RESIMAC MBS TRUST RESL_18-1A 2.849% 11	D	09/10/2019	Paydown.....		149,580	149,580	149,580	149,580				0		149,580			0	3,286	11/10/2049	1FE.....
79575@ AL 1	SALTCHUK RESOURCES INC 4.500% 09/02/29	..	09/02/2019	Redemption 100.0000.....		62,500	62,500	62,500	62,500				0		62,500			0	2,813	09/02/2029	1PL.....
82873L AA 3	SIMMONS FOODS INC 5.750% 11/01/24	..	09/26/2019	WELLS FARGO & CO.....		5,285,250	5,400,000	5,400,000	3,834,000	1,566,000			1,566,000		5,400,000		(114,750)	(114,750)	283,763	11/01/2024	4FE.....
848609 AA 1	SPIRITS OF ST.LOUIS BASKETBALL 5.300%	..	09/30/2019	Various.....		18,614	18,614	18,614	18,614				0		18,614			0	749	03/31/2033	2PL.....
86358E KX 3	STRUCTURED ASSET INVESTMENT LO 2.958%	..	09/25/2019	Paydown.....		13,936	13,936	13,902	13,905		32		32		13,936			0	291	09/25/2034	1FM.....
86359B MW 8	WELLS FARGO HOME EQUITY TRUST 2.318% 0	..	08/05/2019	Paydown.....		7,199	7,199	7,149			108		108		7,199			0	55	04/25/2034	1FM.....
87266X AE 3	TPG REAL ESTATE FINANCE_TRTX_1 3.325%	..	08/16/2019	Paydown.....		1,000,000	1,000,000	1,000,000	1,000,000				0		1,000,000			0	25,169	04/15/2035	1FE.....
909287 AA 2	UAL PASS THROUGH TRUST SERIES UAL Corp C	..	07/02/2019	Various.....		4,912	4,912	4,273	4,644		268		268		4,912			0	326	07/02/2022	3FE.....
92211M AC 7	VANTAGE DATA CENTERS ISSUER LL 4.072%	..	09/15/2019	Paydown.....		12,500	12,500	12,500	12,500				0		12,500			0	339	02/16/2043	1FE.....
973147 AD 3	WIND TRE SPA 5.000% 01/20/26.....	D	08/20/2019	Call 105.4102.....		1,546,368	1,467,000	1,390,734	1,206,167	192,332	5,075		197,407		1,403,574		63,426	63,426	158,830	01/20/2026	3FE.....
97655J AH 5	WINWATER MORTGAGE LOAN TRUST W 3.500%	..	09/01/2019	Paydown.....		248,704	248,704	246,926	246,926		1,778		1,778		248,704			0	5,757	01/03/2046	1FM.....
C9824@ AF 7	WORLEYPARSONS CANADIAN FINANCE 3.45% 09/	A	09/13/2019	Maturity.....		4,300,000	4,300,000	4,300,000	4,300,000				0		4,300,000			0	148,350	09/13/2019	2FE.....
3899999	Total - Bonds - Industrial and Miscellaneous.....					19,711,870	20,038,338	19,882,696	17,832,455	1,912,200	54,838	0	1,967,038	0	19,957,184	0	(324,683)	(324,683)	877,908	XXX	XXX

QE05.3

Bonds - Bank Loans																					
1	2	3	4	5	6	7	8	9	10	11	12	13	14	15	16	17	18	19	20	21	22
CUSIP Identification	Description	F o r e i g n	Disposal Date	Name of Purchaser	Number of Shares of Stock	Consideration	Par Value	Actual Cost	Prior Year Book/Adjusted Carrying Value	Unrealized Valuation Increase (Decrease)	Current Year's (Amortization) / Accretion	Current Year's Other-Than-Temporary Impairment Recognized	Total Change in B./A.C.V. (11+12-13)	Total Foreign Exchange Change in B./A.C.V.	Book/Adjusted Carrying Value at Disposal Date	Foreign Exchange Gain (Loss) on Disposal	Realized Gain (Loss) on Disposal	Total Gain (Loss) on Disposal	Bond Interest / Stock Dividends Received During Year	Stated Contractual Maturity Date	NAIC Designation and Administrative Symbol/Market Indicator (a)
000000 00 0	DELL INTERNATIONAL LLC/EMC COR DELL INTE	..	09/19/2019	Redemption 100.0000.....		65,163	65,163	65,374			(211)		(211)		65,163			0		09/19/2025	2FE.....
000000 00 0	GARDA WORLD SECURITY CORP.....	A	06/30/2019	Various.....									0					0	(11,973)	05/24/2024	4FE.....
000000 00 0	GARDA WORLD SECURITY CORP.....	A	09/30/2019	Various.....									0					0	11,973	05/24/2024	4FE.....
000000 00 0	HB FULLER CO 10/20/24.....	..	08/30/2019	Redemption 100.0000.....		48,186	48,186	48,276	45,134	3,219	(167)		3,052		48,186			0	1,303	10/20/2024	3FE.....
000000 00 0	IVORY MERGER SUB INC TL +L350.....	..	06/30/2019	Various.....									0					0	476	03/07/2025	4FE.....
000000 00 0	IVORY MERGER SUB INC TL +L350.....	..	09/30/2019	Various.....									0					0	(476)	03/07/2025	4FE.....
000000 00 0	PRIME SECURITY SERVICES BORROW.....	..	09/23/2019	Various.....		1,000,000	1,000,000	995,000			5,000		5,000		1,000,000			0	2,004	05/02/2022	3FE.....
000000 00 0	SOUTHCROSS ENERGY PARTNERS LP.....	..	09/30/2019	Various.....									0					0	1,738	12/30/2019	4.....
000000 00 0	SOUTHCROSS ENERGY PARTNERS LP.....	..	09/30/2019	Various.....									0					0	13,060	12/30/2019	4.....
000000 00 0	SOUTHCROSS ENERGY PARTNERS LP SOUTHCROSS	..	09/30/2019	Various.....									0					0	6,859	12/30/2019	5FE.....
000000 00 0	SUMMARY ADJUSTMENT.....	..	09/30/2019	Various.....		(345)	(345)	(345)	(345)	(346)	167		(179)		(345)			0		10/01/2020	1.....
000000 00 0	WG PARTNERS 11/15/23.....	C	07/26/2019	Redemption 100.0000.....		5,611	5,611	5,547			63		63		5,611			0	156	11/15/2023	4FE.....
00164D AQ 6	AMC ENTERTAINMENT HOLDINGS INC.....	..	09/30/2019	Redemption 100.0000.....		5,000	5,000	4,975			25		25		5,000			0	82	04/22/2026	3FE.....
01449B AY 8	ALERIS INTERNATIONAL INC TL +L475.....	..	09/30/2019	Redemption 100.0000.....		2,500	2,500	2,475	2,471	9	21		30		2,500			0	151	02/27/2023	4FE.....
02208H AB 4	ALTRA INDUSTRIAL MOTION CORP.....	..	09/30/2019	Various.....									0					0	1,594	10/01/2025	3FE.....

SCHEDULE D - PART 4

Showing all Long-Term Bonds and Stocks SOLD, REDEEMED or Otherwise DISPOSED OF During Current Quarter

1	2	3	4	5	6	7	8	9	10	Change in Book/Adjusted Carrying Value					16	17	18	19	20	21	22
										11	12	13	14	15							
CUSIP Identification	Description	Disposal Date	Name of Purchaser	Number of Shares of Stock	Consideration	Par Value	Actual Cost	Prior Year Book/Adjusted Carrying Value	Unrealized Valuation Increase (Decrease)	Current Year's (Amortization) / Accretion	Current Year's Other-Than-Temporary Impairment Recognized	Total Change in B./A.C.V. (11+12-13)	Total Foreign Exchange Change in B./A.C.V.	Book/Adjusted Carrying Value at Disposal Date	Foreign Exchange Gain (Loss) on Disposal	Realized Gain (Loss) on Disposal	Total Gain (Loss) on Disposal	Bond Interest / Stock Dividends Received During Year	Stated Contractual Maturity Date	NAIC Designation and Administrative Symbol/Market Indicator (a)	
04016Y AB 5	+L375	09/12/2019	Redemption	100.0000	987,500	987,500	992,438	957,875	36,033	(6,408)		29,625		987,500			0	43,222	01/23/2025	4FE	
05349U BC 5	AVAYA INC. 12/15/24	09/30/2019	Redemption	100.0000	2,500	2,500	2,506	2,414	93	(7)		86		2,500		0	137	12/15/2024	4FE		
09259G AB 9	BLACKSTONE MORTGAGE TRUST INC 0	09/30/2019	Redemption	100.0000	88	88	88					0	88			0	2	04/23/2026	3FE		
09748C AB 7	BOJANGLES INC 01/28/26	09/30/2019	Redemption	100.0000	5,000	5,000	4,900			100		100		5,000		0	231	01/28/2026	4FE		
10620U AB 8	BISON MIDSTREAM HOLDINGS LLC TL +L400	09/30/2019	Various		4,988	4,988	4,941	4,539	409	40		449		4,988		0	247	05/21/2025	4FE		
12769L AB 5	CAESARS RESORT COLLECTION LLC TL +L275	09/30/2019	Redemption	100.0000	10,076	10,076	10,022	9,622	401	52		453		10,076		0	394	12/22/2024	3FE		
13134N AG 6	CALPINE CONSTRUCTION FINANCE C TL +L250	09/30/2019	Redemption	100.0000	5,000	5,000	4,994	4,704	313	(17)		296		5,000		0	186	01/15/2025	3FE		
16384Y AF 4	CHEMOURS COMPANY LLC TL +L175 0	09/30/2019	Redemption	100.0000	16,500	16,500	16,468	16,502		(2)		(2)		16,500		0	521	04/03/2025	2FE		
24702N AZ 3	DELL INTERNATIONAL LLC/EMC COR TL L+200	09/19/2019	Various		1,981,320	1,974,938	1,981,109	1,986,255		(9,954)		(9,954)		1,976,302		5,018	5,018	59,075	09/07/2023	2FE	
29267Y AM 4	ENERGIZER SPINCO INC 12/17/25	07/01/2019	Redemption	100.0000	13,500	13,500	13,433			68		68		13,500		0	305	12/17/2025	3FE		
29373U AC 5	NEW AMETHYST CORP 10/10/25	09/30/2019	Redemption	100.0000	5,000	5,000	4,988	4,657	332	11		343		5,000		0	234	10/10/2025	4FE		
294600 A* 2	EQUITRANS MIDSTREAM CORP 01/31/	09/30/2019	Redemption	100.0000	5,000	5,000	4,928			72		72		5,000		0	197	01/31/2024	3FE		
31740M AC 5	FINANCIAL & RISK US HOLDINGS I	09/30/2019	Various		746	746	744	695	49	2		51		746		0	39	10/01/2025	4FE		
36760B A* 0	GATEWAY CASINOS AND ENTERTAINM TL +L300	09/30/2019	Redemption	100.0000	2,506	2,506	2,497			9		9		2,506		0	87	03/13/2025	3FE		
37190D AF 0	GENUINE FINANCIAL HOLDINGS LLC	06/30/2019	Various									0				0	(8,171)	07/12/2025	4FE		
37190D AF 0	GENUINE FINANCIAL HOLDINGS LLC	09/30/2019	Various									0				0	8,171	07/12/2025	4FE		
38431E AB 4	GRAFTECH FINANCE INC TL +L350	06/30/2019	Various									0				0	(22,037)	02/12/2025	4FE		
38431E AB 4	GRAFTECH FINANCE INC TL +L350	09/30/2019	Various									0				0	22,037	02/12/2025	4FE		
44043V AL 2	HORIZON PHARMA INC HORIZON PHARMA INC	07/16/2019	Redemption	100.0000	463,529	463,529	463,723			(193)		(193)		463,529		0	3,052	05/22/2026	3FE		
44107U AX 1	HOST HOTELS&RESORTS LP TL +L110	08/01/2019	Redemption	100.0000	2,000,000	2,000,000	1,985,000	1,995,552		4,448		4,448		2,000,000		0	42,119	05/31/2021	2FE		
45004K AC 0	IRI HOLDINGS INC 12/01/25	09/30/2019	Redemption	100.0000	500	500	495	487	8	5		13		500		0	24	12/01/2025	4FE		
45672J AK 6	0	09/30/2019	Redemption	100.0000	4,988	4,988	4,932	2,370	146	47		193		4,988		0	132	03/31/2024	3FE		
513076 AZ 2	03/1	09/30/2019	Redemption	100.0000	5,000	5,000	5,003	5,008		(8)		(8)		5,000		0	160	03/14/2025	2FE		
51783Q AP 3	LAS VEGAS SANDS LLC TL +L175 03	07/31/2019	Redemption	100.0000	1,975,000	1,975,000	1,970,063	1,968,584		1,453		1,453		1,975,000		0	49,153	03/27/2025	2FE		
54948F AB 4	LUCID ENERGY GROUP II BORROWER TL +L300	09/30/2019	Redemption	100.0000	7,500	7,500	7,500	6,853	669	(23)		646		7,500		0	315	02/17/2025	4FE		
57163K AG 3	MARRIOTT OWNERSHIP RESORTS INC.	09/30/2019	Redemption	100.0000	2,500	2,500	2,481			19		19		2,500		0	81	08/29/2025	2FE		
58515U AP 4	MEG ENERGY CORP TL L+350 12/31/	08/09/2019	Redemption	100.0000	959,459	959,459	952,863			6,596		6,596		959,459		0	27,377	12/31/2023	3FE		
63229B AD 0	NATEL ENGINEERING COMPANY INC 0	08/05/2019	Redemption	100.0000	1,977	1,977	1,977					0		1,977		0	16	04/30/2026	4FE		
63939U AE 7	NAVITAS MIDSTREAM MIDLAND BASI TL +L450	09/30/2019	Redemption	100.0000	7,500	7,500	7,463	7,125	371	4		375		7,500		0	403	12/13/2024	4FE		

QE05.4

SCHEDULE D - PART 4

Showing all Long-Term Bonds and Stocks SOLD, REDEEMED or Otherwise DISPOSED OF During Current Quarter

1	2	3	4	5	6	7	8	9	10	Change in Book/Adjusted Carrying Value					16	17	18	19	20	21	22
										11	12	13	14	15							
CUSIP Identification	Description	F o r e i g n	Disposal Date	Name of Purchaser	Number of Shares of Stock	Consideration	Par Value	Actual Cost	Prior Year Book/Adjusted Carrying Value	Unrealized Valuation Increase (Decrease)	Current Year's (Amortization) / Accretion	Current Year's Other-Than-Temporary Impairment Recognized	Total Change in B./A.C.V. (11+12-13)	Total Foreign Exchange Change in B./A.C.V.	Book/Adjusted Carrying Value at Disposal Date	Foreign Exchange Gain (Loss) on Disposal	Realized Gain (Loss) on Disposal	Total Gain (Loss) on Disposal	Bond Interest / Stock Dividends Received During Year	Stated Contractual Maturity Date	NAIC Designation and Administrative Symbol/Market Indicator (a)
64072U AG 7	CSC HLDGS LLC TL +L250		01/25/26	Redemption	100.0000	1,125	1,125	1,128	1,073	56	(5)		51		1,125			0	33	01/25/2026	3FE
67112J AC 6	OCI BEAUMONT LLC TL +L425		03/13	Redemption	100.0000	2,519	2,519	2,475			44		44		2,519			0	119	03/13/2025	4FE
68162R AD 3	WEST CORP TL +L350		10/10/24	Redemption	99.9996	7,491	7,491	7,481	6,783	713	(6)		707		7,491			0	418	10/10/2024	4FE
68371Y AJ 2	OPEN TEXT CORP		05/30/25	Redemption	100.0000	7,500	7,500	7,509	7,515		(15)		(15)		7,500			0	236	05/30/2025	2FE
80875A AP 6	Scintific Gms Int TL +L325		09/30/2019	Various									0					0	1,172	08/14/2024	4FE
85208E AB 6	SPRINT COMMUNICATIONS INC TL +L250		09/30/2019	Various		5,038	5,038	5,057	4,798	272	(33)		239		5,038			0	188	02/02/2024	3FE
85208E AD 2	SPRINT COMMUNICATIONS INC 02/02		09/30/2019	Redemption	100.0000	3,750	3,750	3,725	2,416	60	24		84		3,750			0	143	02/02/2024	3FE
85236H AB 5	STADCO LA LLC		06/29/23	Redemption	100.0000	69,302	69,302	69,302	42,783				0		69,302			0	1,589	06/29/2023	2
86333D AB 4	STRIKE LLC TL L+800		11/02/22	Various		26,389	26,389	26,389					0		26,389			0	1,413	11/02/2022	4
89334G AV 6	TRANS UNION LLC TL +L200		06/19/25	Redemption	100.0000	2,500	2,500	2,494	2,401	96	3		99		2,500			0	84	06/19/2025	3FE
89609U AB 7	TRICO PRODUCTS CORP TL +L550		09/30/2019	Various									0					0	60,509	02/02/2024	4FE
89609U AE 1	TRICO GROUP LLC		02/02/24	Redemption	100.0000	24,531	24,531	23,366			1,165		1,165		24,531			0	1,193	02/02/2024	4FE
90932R AE 4	UNITED AIRLINES INC210795		04/01/24	Redemption	100.0000	7,576	7,576	7,569	7,578		(2)		(2)		7,576			0	239	04/01/2024	2FE
91809E AB 7	UTZ QUALITY FOODS LLC TL +L350		07/09/2019	DIRECT		444,933	448,861	451,666	433,712	19,394	(1,000)		18,394		452,106		(7,173)	(7,173)	17,622	11/21/2024	4FE
92645D AE 9	VICTORY CAPITAL HOLDINGS INC 07		09/20/2019	Redemption	100.0000	57,273	57,273	56,700			573		573		57,273			0	465	07/01/2026	3FE
98310C AC 6	WYNDHAM HOTELS & RESORTS INC TL +L175		09/30/2019	Redemption	100.0000	7,500	7,500	7,506	7,509		(9)		(9)		7,500			0	236	05/30/2025	2FE
98975V AG 1	ZODIAC POOL SOLUTIONS LLC TL +L225		09/30/2019	Redemption	100.0000	5,000	5,000	5,006	4,783	227	(10)		217		5,000			0	177	07/02/2025	3FE
C2918P AA 6	DHX MEDIA LTD TL L+375		12/29/23	Redemption	100.0000	8,060	8,060	7,879			181		181		8,060			0	107	12/29/2023	4FE
C7052B AF 1	GFL ENVIRONMENTAL INC TL +L275		09/30/2019	Various		271	271	272	253	19			19		271			0	12	05/30/2025	4FE
C7052B AG 9	GFL ENVIRONMENTAL INC		06/30/2019	Various									0					0	402	05/30/2025	4Z
C7052B AG 9	GFL ENVIRONMENTAL INC		09/30/2019	Various									0					0	(402)	05/30/2025	4Z
C9413P AZ 6	VALEANT PHARMACEUTICALS INTERN 2018 Term		09/30/2019	Redemption	100.0000	91,785	91,785	91,728	87,655	4,125	6		4,131		91,785			0	3,716	06/02/2025	3FE
L6232U AF 4	MALLINCKRODT INTERNATIONAL FIN...		09/30/2019	Various									0					0	34,374	09/24/2024	3FE
N2820E AC 2	EG AMERICA LLC TL +L400		06/30/2019	Various									0					0	(24,782)	02/07/2025	4FE
N2820E AC 2	EG AMERICA LLC TL +L400		09/30/2019	Various									0					0	24,782	02/07/2025	4FE
8299999	Total - Bonds - Bank Loans					10,366,335	10,363,881	10,344,110	7,629,761	66,668	2,128	0	68,796	0	10,368,490	0	(2,155)	(2,155)	378,701	XXX	XXX
8399997	Total - Bonds - Part 4					152,012,579	181,408,381	151,686,962	121,655,206	1,978,864	283,396	0	2,262,260	0	152,170,504	0	(258,691)	(258,691)	4,932,106	XXX	XXX
8399999	Total - Bonds					152,012,579	181,408,381	151,686,962	121,655,206	1,978,864	283,396	0	2,262,260	0	152,170,504	0	(258,691)	(258,691)	4,932,106	XXX	XXX
Common Stocks - Industrial and Miscellaneous																					
03272L 10 8	ANAPLAN INC		09/12/2019	MERRILL LYNCH PIERCE FENNER &	74.000	3,568	XXX	4,271					0		4,271		(703)	(703)		XXX	L
26885B 10 0	EQT MIDSTREAM PARTNERS LP		09/16/2019	Various	5,307.000	169,884	XXX	268,912	229,528	39,384			39,384		268,912		(99,028)	(99,028)	18,230	XXX	L
718549 20 7	PHILLIPS 66 PARTNERS LP		09/19/2019	BARCLAYS CAPITAL INC	5,586.000	322,441	XXX	264,419	235,226	29,192			29,192		264,419		58,022	58,022	14,161	XXX	L

QE05.5

SCHEDULE D - PART 4

Showing all Long-Term Bonds and Stocks SOLD, REDEEMED or Otherwise DISPOSED OF During Current Quarter

1	2	3	4	5	6	7	8	9	10	Change in Book/Adjusted Carrying Value					16	17	18	19	20	21	22
										11	12	13	14	15							
CUSIP Identification	Description	F o r e i g n	Disposal Date	Name of Purchaser	Number of Shares of Stock	Consideration	Par Value	Actual Cost	Prior Year Book/Adjusted Carrying Value	Unrealized Valuation Increase (Decrease)	Current Year's (Amortization) / Accretion	Current Year's Other-Than-Temporary Impairment Recognized	Total Change in B./A.C.V. (11+12-13)	Total Foreign Exchange Change in B./A.C.V.	Book/Adjusted Carrying Value at Disposal Date	Foreign Exchange Gain (Loss) on Disposal	Realized Gain (Loss) on Disposal	Total Gain (Loss) on Disposal	Bond Interest / Stock Dividends Received During Year	Stated Contractual Maturity Date	NAIC Designation and Administrative Symbol/Market Indicator (a)
9099999	Total - Common Stocks - Industrial and Miscellaneous.....					495,893	XXX	537,602	464,754	68,576	0	0	68,576	0	537,602	0	(41,709)	(41,709)	32,391	XXX	XXX
9799997	Total - Common Stocks - Part 4.....					495,893	XXX	537,602	464,754	68,576	0	0	68,576	0	537,602	0	(41,709)	(41,709)	32,391	XXX	XXX
9799999	Total - Common Stocks.....					495,893	XXX	537,602	464,754	68,576	0	0	68,576	0	537,602	0	(41,709)	(41,709)	32,391	XXX	XXX
9899999	Total - Preferred and Common Stocks.....					495,893	XXX	537,602	464,754	68,576	0	0	68,576	0	537,602	0	(41,709)	(41,709)	32,391	XXX	XXX
9999999	Total - Bonds, Preferred and Common Stocks.....					152,508,472	XXX	152,224,564	122,119,960	2,047,440	283,396	0	2,330,836	0	152,708,106	0	(300,400)	(300,400)	4,964,497	XXX	XXX

(a) For all common stock bearing the NAIC market indicator "U" provide: the number of such issues:0.

SCHEDULE DB - PART A - SECTION 1

Showing all Options, Caps, Floors, Collars, Swaps and Forwards Open as of Current Statement Date

1	2	3	4	5	6	7	8	9	10	11	12	13	14	15	16	17	18	19	20	21	22	23
Description	Description of Item(s) Hedged, Used for Income Generation or Replicated	Schedule / Exhibit Identifier	Type(s) of Risk(s) (a)	Exchange, Counterparty or Central Clearinghouse	Trade Date	Date of Maturity or Expiration	Number of Contracts	Notional Amount	Strike Price, Rate of Index Received (Paid)	Cumulative Prior Year(s) Initial Cost of Undiscounted Premium (Received) Paid	Current Year Initial Cost of Undiscounted Premium (Received) Paid	Current Year Income	Book/Adjusted Carrying Value	Code	Fair Value	Unrealized Valuation Increase (Decrease)	Total Foreign Exchange Change in B./A.C.V.	Current Year's (Amortization) / Accretion	Adjustment to Carrying Value of Hedged Items	Potential Exposure	Credit Quality of Reference Entity	Hedge Effectiveness at Inception and at Year-end (b)
Swaps - Hedging Effective - Foreign Exchange																						
Currency swap - Rec fixed USD [Pay fixed CAD] ; 2017-FXS-366223	C4931*BC6 KEYERA CORP	D 1.....	Currency	Bank of America NA	06/20/2017	09/20/2027	-	10,248,681	3.9365% [3.6800%]	-	-	17,413	(23,222)		258,247	-	(314,369)	-	-	144,740		100/100.....
Currency swap - Rec fixed USD [Pay fixed EUR] ; 2010-FXS-0030	479142C@8 Johnson Matthey Plc 4.660% 01/31/2021	D 1.....	Currency	Deutsche Bank AG	02/24/2010	01/31/2021	-	6,785,000	5.4700% [4.6600%]	-	-	83,616	1,334,000		1,275,703	-	264,750	-	-	39,267		99/100.....
Currency swap - Rec fixed USD [Pay fixed EUR] ; 2014-FXS-227499	D2736#AJ8 FRITZ DRAXLMAIER GMBH & CO KG	D 1.....	Currency	Citibank NA.....	02/21/2014	04/02/2021	-	3,430,000	4.7160% [3.5700%]	-	-	48,052	704,500		681,449	-	132,375	-	-	21,052		100/100.....
Currency swap - Rec fixed USD [Pay fixed EUR] ; 2017-FXS-364247	48021PA@7 JONES LANG LASALLE FINANCE BV	D 1.....	Currency	Citibank NA.....	06/07/2017	06/27/2029	-	5,630,000	4.1100% [2.2100%]	-	-	81,958	179,000		18,241	-	264,750	-	-	87,889		100/100.....
Currency swap - Rec fixed USD [Pay fixed GBP] ; 2013-FXS-189671	Portman Estate Funds (Multiple Cusips).....	D 1.....	Currency	Deutsche Bank AG	02/06/2013	03/05/2028	-	3,130,400	4.3475% [4.1300%]	-	-	23,469	665,800		647,000	-	82,600	-	-	45,460		95/100.....
Currency swap - Rec fixed USD [Pay fixed GBP] ; 2013-FXS-216198	G3646#AC7 FORTH PORTS FINANCE LTD 5.030% 12/05/2031	D 1.....	Currency	Citibank NA.....	11/13/2013	12/05/2031	-	10,550,100	5.4800% [5.0300%]	-	-	120,544	2,416,920		2,744,582	-	272,580	-	-	184,167		100/100.....
Currency swap - Rec fixed USD [Pay fixed GBP] ; 2017-FXS-359335	G1313@AA9 BLACKROCK SMALLER COMPANIES TR	D 1.....	Currency	Barclays Bank PLC	04/21/2017	05/24/2037	-	6,270,040	4.1460% [2.7400%]	-	-	68,715	231,770		525,300	-	202,370	-	-	131,746		100/100.....
Currency swap - Rec fixed USD [Pay fixed GBP] ; 2017-FXS-362096	G0827#BK5 BARRATT DEVELOPMENTS PLC	D 1.....	Currency	Citibank NA.....	05/23/2017	08/22/2027	-	8,686,550	4.0750% [2.7700%]	-	-	90,204	430,140		690,474	-	276,710	-	-	122,066		100/100.....
Currency swap - Rec fixed USD [Pay fixed GBP] ; 2017-FXS-367530	G0892#AA8 BAZALGETTE TUNNEL LTD	D 1.....	Currency	Barclays Bank PLC	06/29/2017	09/28/2032	-	12,710,600	3.9650% [2.8600%]	-	-	110,797	634,060		826,836	-	404,740	-	-	229,192		100/100.....
0879999999. Total-Swaps-Hedging Effective-Foreign Exchange.....										0	0	644,768	6,572,967	XX	7,667,834	0	1,586,506	0	0	1,005,579	XXX	XXX
0909999999. Total-Swaps-Hedging Effective.....										0	0	644,768	6,572,967	XX	7,667,834	0	1,586,506	0	0	1,005,579	XXX	XXX
Swaps - Hedging Other - Foreign Exchange																						
Currency swap - Rec fixed USD [Pay fixed EUR] ; 2014-FXS-227508	D2736#AK5 FRITZ DRAXLMAIER GMBH & CO KG	D 1.....	Currency	Citibank NA.....	02/21/2014	04/02/2024	-	686,000	5.3160% [4.0500%]	-	-	10,728	135,863		135,863	24,030	26,475	-	-	7,284		0001.....
Currency swap - Rec fixed USD [Pay fixed EUR] ; 2017-FXS-364243	48021PA*9 JONES LASALLE FINANCE BV.....	D 1.....	Currency	Citibank NA.....	06/07/2017	06/27/2027	-	1,238,490	3.9665% [1.9600%]	-	-	18,963	19,274		19,274	17,351	58,245	-	-	17,234		0001.....
Currency swap - Rec fixed USD [Pay fixed EUR] ; 2017-FXS-366114	W4662REN2 INTRUM JUSTITIA AB.....	D 1.....	Currency	Bank of America NA	06/19/2017	07/15/2020	-	1,003,500	5.4263% [3.1250%]	-	-	17,212	20,782		20,782	13,134	47,655	-	-	4,465		0001.....
Currency swap - Rec fixed USD [Pay fixed GBP] ; 2017-FXS-364055	G2479@AH2 COVENT GARDEN GROUP HOLDINGS L	D 1.....	Currency	Citibank NA.....	06/06/2017	08/31/2032	-	2,762,760	4.2075% [2.9600%]	-	-	27,150	202,943		202,943	71,029	88,589	-	-	49,670		0001.....
Currency swap - Rec fixed USD [Pay fixed GBP] ; 2017-FXS-366127	G7612#AA2 ROCK RAIL SOUTH WESTERN PLC	D 1.....	Currency	Citibank NA.....	06/19/2017	06/18/2047	-	3,494,970	5.4750% [3.9380%]	-	-	19,115	463,024		463,024	351,284	112,391	-	-	92,028		0001.....
Currency swap - Rec fixed USD [Pay fixed GBP] ; 2017-FXS-367139	G7612#AA2 ROCK RAIL SOUTH WESTERN PLC	D 1.....	Currency	Deutsche Bank AG	06/27/2017	12/31/2020	-	4,412,140	1.0650% [1.0500%]	-	-	1,071	1,292		1,292	(137,600)	142,673	-	-	24,712		0001.....
0939999999. Total-Swaps-Hedging Other-Foreign Exchange.....										0	0	94,239	843,179	XX	843,179	339,228	476,027	0	0	195,392	XXX	XXX
0969999999. Total-Swaps-Hedging Other.....										0	0	94,239	843,179	XX	843,179	339,228	476,027	0	0	195,392	XXX	XXX
Swaps - Replications - Credit Default																						
Credit Default Swap - Rec 1.0000 [PAY 0.0000];CDX.NA.IG.33; 2019-RCDS-461265	990461265 CDX.NA.IG.33.....	DB C.....	Credit	Ice Clear US Inc.	09/23/2019	12/20/2024	-	80,000,000	1.0000 [0.0000]	-	-	1,587,542	13,333		1,582,565	1,599,086	(4,977)	-	-	80,000,000	ZZ.....	N/A.....
0989999999. Total-Swaps-Replications-Credit Default.....										0	0	1,587,542	13,333	XX	1,599,086	0	0	(4,977)	0	80,000,000	XXX	XXX
1029999999. Total-Swaps-Replications.....										0	0	1,587,542	13,333	XX	1,599,086	0	0	(4,977)	0	80,000,000	XXX	XXX
1169999999. Total-Swaps-Credit Default.....										0	0	1,587,542	13,333	XX	1,599,086	0	0	(4,977)	0	80,000,000	XXX	XXX
1179999999. Total-Swaps-Foreign Exchange.....										0	0	739,006	7,416,146	XX	8,511,012	339,228	2,062,533	0	0	1,200,971	XXX	XXX

QE06

SCHEDULE DB - PART A - SECTION 1

Showing all Options, Caps, Floors, Collars, Swaps and Forwards Open as of Current Statement Date

1	2	3	4	5	6	7	8	9	10	11	12	13	14	15	16	17	18	19	20	21	22	23
Description	Description of Item(s) Hedged, Used for Income Generation or Replicated	Schedule / Exhibit Identifier	Type(s) of Risk(s) (a)	Exchange, Counterparty or Central Clearinghouse	Trade Date	Date of Maturity or Expiration	Number of Contracts	Notional Amount	Strike Price, Rate of Index Received (Paid)	Cumulative Prior Year(s) Initial Cost of Undiscounted Premium (Received) Paid	Current Year Initial Cost of Undiscounted Premium (Received) Paid	Current Year Income	Book/Adjusted Carrying Value	Code	Fair Value	Unrealized Valuation Increase (Decrease)	Total Foreign Exchange Change in B./A.C.V.	Current Year's (Amortization) / Accretion	Adjustment to Carrying Value of Hedged Items	Potential Exposure	Credit Quality of Reference Entity	Hedge Effectiveness at Inception and at Year-end (b)
120999999	Total-Swaps									0	1,587,542	752,340	8,998,711	XX	10,110,098	339,228	2,062,533	(4,977)	0	81,200,971	XXX	XXX
Forwards - Hedging Other																						
	Currency Forward - BUY USD SELL EUR ; 2019-FOR-461390	BA	Currency	Barclays Bank PLC G5GSEF7VJP5I7OUK5573	09/24/2019	10/25/2019	-	8,602,221	0.9067	-	-	-	85,209		85,209	(13,452)	98,661	-	-	11,257		0001
	Currency Forward - BUY USD SELL GBP ; 2019-FOR-461392	BA	Currency	Barclays Bank PLC G5GSEF7VJP5I7OUK5573	09/24/2019	10/25/2019	-	3,246,942	0.8008	-	-	-	39,844		39,844	(3,118)	42,962	-	-	4,249		0001
122299999	Total-Forwards-Hedging Other									0	0	0	125,053	XX	125,053	(16,570)	141,622	0	0	15,505	XXX	XXX
126999999	Total-Forwards									0	0	0	125,053	XX	125,053	(16,570)	141,622	0	0	15,505	XXX	XXX
139999999	Total-Hedging Effective									0	0	644,768	6,572,967	XX	7,667,834	0	1,586,506	0	0	1,005,579	XXX	XXX
140999999	Total-Hedging Other									0	0	94,239	968,231	XX	968,231	322,658	617,650	0	0	210,898	XXX	XXX
141999999	Total-Replication									0	1,587,542	13,333	1,582,565	XX	1,599,086	0	0	(4,977)	0	80,000,000	XXX	XXX
144999999	TOTAL									0	1,587,542	752,340	9,123,763	XX	10,235,151	322,658	2,204,155	(4,977)	0	81,216,476	XXX	XXX

QE06.1

(b)

Code	Financial or Economic Impact of the Hedge at the End of the Reporting Period
0001	Hedges the currency risk of foreign currency denominated assets.

SCHEDULE DB - PART B - SECTION 1

Futures Contracts Open as of the Current Statement Date

1	2	3	4	5	6	7	8	9	10	11	12	13	14	Highly Effective Hedges			18	19	20	21	22
														15	16	17					
Ticker Symbol	Number of Contracts	Notional Amount	Description	Description of Item(s) Hedged, Used for Income Generation or Replicated	Schedule / Exhibit Identifier	Type(s) of Risk(s) (a)	Date of Maturity or Expiration	Exchange	Trade Date	Transaction Price	Reporting Date Price	Fair Value	Book/Adjusted Carrying Value	Cumulative Variation Margin	Deferred Variation Margin	Change in Variation Margin Gain (Loss) Used to Adjust Basis of Hedged Item	Cumulative Variation Margin for All Other Hedges	Change in Variation Margin Gain (Loss) Recognized in Current Year	Potential Exposure	Hedge Effectiveness at Inception and at Year-end (b)	Value of One (1) Point

NONE

QE07

SCHEDULE DB - PART D - SECTION 1

Counterparty Exposure for Derivative Instruments Open as of Current Statement Date

1 Description of Exchange, Counterparty or Central Clearinghouse	2 Master Agreement (Y or N)	3 Credit Support Annex (Y or N)	4 Fair Value of Acceptable Collateral	Book Adjusted Carrying Value			Fair Value			11 Potential Exposure	12 Off-Balance Sheet Exposure	
				5 Contracts with Book/Adjusted Carrying Value > 0	6 Contracts with Book/Adjusted Carrying Value < 0	7 Exposure Net of Collateral	8 Contracts with Fair Value > 0	9 Contracts with Fair Value < 0	10 Exposure Net of Collateral			
NAIC 1 Designation												
Bank of America NA.....	B4TYDEB6GKMZO031MB27	Y.....	Y.....300,00020,782(23,222)0279,030	-0149,2040
Barclays Bank PLC.....	G5GSEF7VJP5I7OUK5573...	Y.....	Y.....1,322,536990,883	-01,477,189	-154,653376,44444,791
Citibank NA.....	E57ODZWZ7FF32TWEFA76	Y.....	Y.....4,730,0004,551,663	-04,955,850	-225,850581,389403,053
0299999999. Total NAIC 1 Designation.....			6,352,5365,563,328(23,222)06,712,0690380,5041,107,037447,843
NAIC 2 Designation												
Deutsche Bank AG.....	7LTWFZYICNSX8D621K86..	Y.....	Y.....1,768,5742,001,092	-232,5181,923,996	-155,422109,439109,439
0399999999. Total NAIC 2 Designation.....			1,768,5742,001,0920232,5181,923,9960155,422109,439109,439
0899999999. Aggregate Sum of Central Clearinghouse.....	XXX	XXX	XXX1,532,2581,582,565	-50,3071,599,086	-66,82880,000,00080,000,000
0999999999. Gross Totals.....			9,653,3679,146,985(23,222)282,82510,235,1510602,75481,216,47680,557,282
1. Offset per SSAP No. 64.....					-	-						
2. Net after right of offset per SSAP No. 64.....				9,146,985(23,222)						

QE08

SCHEDULE DB - PART D - SECTION 2

Collateral for Derivative Instruments Open as of Current Statement Date

1	2	3	4	5	6	7	8	9
Exchange, Counterparty or Central Clearinghouse	Type of Asset Pledged	CUSIP Identification	Description	Fair Value	Par Value	Book/Adjusted Carrying Value	Maturity Date	Type of Margin (I, V or IV)
Collateral Pledged by Reporting Entity								
Wells Fargo Securities LLC.....	VYVCKR63DVZN70PB21...	Treasury	912828 X2 1 UNITED STATES TREASURY	2,136,196	2,140,000	2,128,265	04/15/2020.	I.....
0199999999. Totals.....				2,136,196	2,140,000	2,128,265	XXX	XXX
Collateral Pledged to Reporting Entity								
Bank of America NA.....	B4TYDEB6GKMZO031MB27..	Cash.....	Cash.....	300,000	300,000	XXX		V.....
Barclays Bank PLC.....	G5GSEF7VJP5I7OUK5573....	Corporate.....	20030N CH 2 COMCAST CORPORATION	282,536	262,000	XXX	05/01/2028.	V.....
Barclays Bank PLC.....	G5GSEF7VJP5I7OUK5573....	Cash.....	Cash.....	1,040,000	1,040,000	XXX		V.....
Citibank NA.....	E57ODZWZ7FF32TWEFA76..	Cash.....	Cash.....	3,550,000	3,550,000	XXX		V.....
Citibank NA.....	E57ODZWZ7FF32TWEFA76..	Cash.....	Cash.....	1,180,000	1,180,000	XXX		V.....
Deutsche Bank AG.....	7LTFZYICNSX8D621K86....	Cash.....	Cash.....	1,768,574	1,768,574	XXX		V.....
Ice Clear US Inc.....	549300HWWR1D8OTS2G29..	Cash.....	Cash.....	1,532,258	1,532,258	XXX		V.....
0299999999. Totals.....				9,653,367	9,632,832	XXX	XXX	XXX

QE09

SCHEDULE DL - PART 1

SECURITIES LENDING COLLATERAL ASSETS

Reinvested Collateral Assets Owned Current Statement Date

(Securities lending collateral assets reported in aggregate on one Line 10 of the Assets page and not included on Schedules A, B, BA, D, DB and E.)

1	2	3	4	5	6	7
CUSIP Identification	Description	Code	NAIC Designation and Administrative Symbol / Market Indicator	Fair Value	Book/Adjusted Carrying Value	Maturity Date

General Interrogatories:

1. The activity for the year: Fair Value \$.....0 Book/Adjusted Carrying Value \$.....0
2. Average balance for the year: Fair Value \$.....0 Book/Adjusted Carrying Value \$.....0
3. Reinvested securities lending collateral assets book/adjusted carrying value included in this schedule by NAIC designation:
 NAIC 1: \$.....0 NAIC 2: \$.....0 NAIC 3: \$.....0 NAIC 4: \$.....0 NAIC 5: \$.....0 NAIC 6: \$.....0

NONE

SCHEDULE DL - PART 2 SECURITIES LENDING COLLATERAL ASSETS

Reinvested Collateral Assets Owned Current Statement Date

(Securities lending collateral assets included on Schedules A, B, BA, D, DB and E and not reported in aggregate on Line 10 of the Assets page).

1	2	3	4	5	6	7
CUSIP Identification	Description	Code	NAIC Designation and Administrative Symbol / Market Indicator	Fair Value	Book/Adjusted Carrying Value	Maturity Date
U.S. Government - Issuer Obligations						
912828	L9 9 UNITED STATES TREASURY.....		1.....	2,488,477	2,487,402	10/31/2020.....
0199999	U.S. Government - Issuer Obligations.....			2,488,477	2,487,402	XXX
0599999	Total - U.S. Government.....			2,488,477	2,487,402	XXX
U.S. Spec. Rev. & Spec. Assessment Oblig. and all Non-Guar. Oblig. of Agencies & Authorities of Govts & Their U.S. Political Subdivisions - Issuer Obligations						
30711X	C2 8 FANNIE MAE CONNECTICUT AVENUE.....		1.....	1,485,406	1,485,522	08/25/2030.....
2599999	U.S. Special Revenue & Assessment Obligations - Issuer Obligations.....			1,485,406	1,485,522	XXX
U.S. Spec. Rev. & Spec. Assessment Oblig. and all Non-Guar. Oblig. of Agencies & Authorities of Govts & Their U.S. Political Subdivisions - Residential Mortgage-Backed Securities						
3132A5	JS 5 FEDERAL HOME LOAN MORTGAGE COR.....		1.....	8,130,721	7,984,537	06/01/2048.....
3140H3	7J 9 FEDERAL NATIONAL MORTGAGE ASSO.....		1.....	18,923,375	18,251,424	04/01/2048.....
3140Q8	AH 8 FEDERAL NATIONAL MORTGAGE ASSO.....		1.....	22,816,342	22,464,299	12/01/2047.....
3140QA	AJ 9 FEDERAL NATIONAL MORTGAGE ASSO.....		1.....	5,142,741	5,018,849	05/01/2048.....
31418C	XN 9 FEDERAL NATIONAL MORTGAGE ASSO.....		1.....	8,498,172	8,215,759	06/01/2048.....
2699999	U.S. Special Revenue - Residential Mortgage-Backed Securities.....			63,511,351	61,934,868	XXX
3199999	Total - U.S. Special Revenue & Special Assessment Obligations.....			64,996,757	63,420,390	XXX
Industrial & Miscellaneous (Unaffiliated) - Issuer Obligations						
04317@	BC 1 ARTHUR J GALLAGHER&CO.....		2.....	7,500,000	7,500,000	06/13/2024.....
126650	DD 9 CVS HEALTH CORP.....		2FE.....	5,024,113	5,000,000	03/09/2021.....
17401Q	AR 2 CITIZENS BANK NA.....		2FE.....	10,059,717	10,000,000	03/29/2023.....
23636A	AQ 4 DANSKE BANK AS.....		2FE.....	9,800,870	10,000,000	09/12/2023.....
345397	YY 3 FORD MOTOR CREDIT COMPANY LLC.....		2FE.....	8,894,597	9,000,000	04/05/2021.....
355145	B# 9 FRANKLIN UNIVERSAL TRUST.....		1FE.....	5,372,860	5,000,000	09/15/2023.....
3299999	Industrial & Miscellaneous (Unaffiliated) - Issuer Obligations.....			46,652,157	46,500,000	XXX
Industrial & Miscellaneous (Unaffiliated) - Residential Mortgage-Backed Securities						
07331Q	AA 5 BAYVIEW OPPORTUNITY MASTER FUN.....		1FM.....	3,726,994	3,685,717	06/28/2053.....
46645G	AE 8 JP MORGAN MORTGAGE TRUST JPMMT.....		1FM.....	801,855	786,504	10/01/2045.....
61744C	PK 6 MORGAN STANLEY ABS CAPITAL I M.....		1FM.....	959,504	953,984	03/25/2035.....
61764G	AG 7 MORGAN STANLEY REREMIC TRUST M.....		1FE.....	1,934,433	1,939,079	01/02/2051.....
76119H	AA 8 RESIMAC MBS TRUST RESL_18-1A.....		1FE.....	1,159,334	1,159,299	11/10/2049.....
86358E	KX 3 STRUCTURED ASSET INVESTMENT LO.....		1FM.....	374,413	372,563	09/25/2034.....
86359B	MW 8 WELLS FARGO HOME EQUITY TRUST.....		1FM.....	480,307	484,151	04/25/2034.....
97655J	AH 5 WINWATER MORTGAGE LOAN TRUST W.....		1FM.....	2,146,216	2,110,870	01/03/2046.....
3399999	Industrial & Miscellaneous (Unaffiliated) - Residential Mortgage-Backed Securities.....			11,583,056	11,492,167	XXX
Industrial & Miscellaneous (Unaffiliated) - Commercial Mortgage-Backed Securities						
04410R	AG 1 ASHFORD HOSPITALITY TRUST INC.....		1FM.....	1,745,073	1,750,000	04/15/2035.....
04410R	AJ 5 ASHFORD HOSPITALITY TRUST INC.....		1FM.....	997,185	1,000,000	04/15/2035.....
05607D	AJ 6 BX TRUST BX_17-SLCT.....		1FM.....	1,700,518	1,702,416	07/15/2034.....
05607K	AA 9 BXMT_17-FL1.....		1FE.....	1,999,355	2,000,000	06/15/2035.....
10482T	AG 7 BRAEMAR HOTELS & RESORTS TRUST.....		1FM.....	994,989	1,000,000	06/15/2035.....
12433P	AJ 5 BX TRUST BX_17-APPL.....		1FM.....	850,017	851,197	07/15/2034.....
23306G	AC 1 DBGS MORTGAGE TRUST DBGS_18-BI.....		1FM.....	926,683	925,131	05/15/2035.....
23306G	AE 7 DBGS MORTGAGE TRUST DBGS_18-BI.....		1FM.....	922,035	920,718	05/15/2035.....
33830C	AC 4 DBGS MORTGAGE TRUST DBGS_18-5B.....		1FE.....	2,492,149	2,490,778	06/15/2033.....
36255C	AA 7 GPMT 2018-FL1 LTD GPMT_18-FL1.....		1FE.....	1,180,943	1,181,394	12/19/2035.....
61691K	AG 6 MORGAN STANLEY CAPITAL I TRUST.....		1FM.....	997,492	1,000,000	11/15/2034.....
61691K	AJ 0 MORGAN STANLEY CAPITAL I TRUST.....		1FM.....	997,493	1,000,000	11/15/2034.....
3499999	Industrial & Miscellaneous - Commercial Mortgage-Backed Securities.....			15,803,932	15,821,634	XXX
Industrial & Miscellaneous (Unaffiliated) - Other Loan-Backed and Structured Securities						
04016V	AA 3 ARES CLO LTD ARES_18-47A.....		1FE.....	993,567	1,000,000	04/15/2030.....
056162	AN 0 BABSON CLO LTD BABS_N_15-IA.....		1FE.....	990,497	1,000,000	01/20/2031.....
12550M	AJ 9 CIFC FUNDING LTD CIFC_15-3A.....		1FE.....	996,833	1,000,000	04/19/2029.....
28852E	AA 7 ELLINGTON CLO I LTD ECLD_17-2A.....		1FE.....	6,513,507	6,500,000	02/15/2029.....
33883G	AA 5 FLATIRON CLO LTD FLAT_18-1A.....		1FE.....	990,685	1,000,000	04/17/2031.....
36320U	AC 4 GALAXY CLO LTD GALXY_18-27A.....		1FE.....	987,696	1,000,000	05/16/2031.....
36321B	AA 9 GALAXY CLO LTD GALXY_17-24A.....		1FE.....	992,791	1,000,000	01/15/2031.....
36321B	AB 7 GALAXY CLO LTD GALXY_17-24A.....		1FE.....	977,639	1,000,000	01/15/2031.....
38175B	AA 2 GOLUB CAPITAL PARTNERS CLO LTD.....		1FE.....	986,206	1,000,000	02/05/2031.....
38175C	AA 0 GOLUB CAPITAL PARTNERS CLO LTD.....		1FE.....	1,984,216	2,000,000	01/25/2031.....
38175C	AC 6 GOLUB CAPITAL PARTNERS CLO LTD.....		1FE.....	987,960	1,000,000	01/25/2031.....
50188Q	AE 1 LCM LTD PARTNERSHIP LCM_19A.....		1FE.....	999,974	1,009,366	07/15/2027.....
83608G	AQ 9 SOUND POINT CLO LTD SNDPT_13-1.....		1FE.....	975,742	1,000,000	01/26/2031.....
83609T	AA 5 SOUND POINT CLO LTD SNDPT_17-4.....		1FE.....	1,986,270	2,000,000	01/20/2031.....
88390A	AT 7 WIND RIVER CLO LTD WINDR_14-2A.....		1FE.....	992,749	1,000,000	01/15/2031.....
88390A	AV 2 WIND RIVER CLO LTD WINDR_14-2A.....		1FE.....	989,628	1,000,000	01/15/2031.....
88390A	AX 8 WIND RIVER CLO LTD WINDR_14-2A.....		1FE.....	967,699	1,000,000	01/15/2031.....
000000	00 0 Summary Adjustment.....		ZZ.....	4	(4)	10/01/2020.....
3599999	Industrial & Miscellaneous - Other Loan-Backed and Structured Securities.....			24,313,663	24,509,362	XXX
3899999	Total - Industrial & Miscellaneous (Unaffiliated).....			98,352,808	98,323,163	XXX
Bank Loans - Acquired						
85236H	AB 5 STADCO LA LLC.....		2.....	4,527,740	4,527,740	06/29/2023.....
6299999	Bank Loans - Acquired.....			4,527,740	4,527,740	XXX
6399999	Total - Bank Loans.....			4,527,740	4,527,740	XXX
Totals						
6499999	Total - Issuer Obligations.....			50,626,040	50,472,924	XXX
6599999	Total - Residential Mortgage-Backed Securities.....			75,094,407	73,427,035	XXX
6699999	Total - Commercial Mortgage-Backed Securities.....			15,803,932	15,821,634	XXX

SCHEDULE DL - PART 2

SECURITIES LENDING COLLATERAL ASSETS

Reinvested Collateral Assets Owned Current Statement Date

(Securities lending collateral assets included on Schedules A, B, BA, D, DB and E and not reported in aggregate on Line 10 of the Assets page).

1	2	3	4	5	6	7
CUSIP Identification	Description	Code	NAIC Designation and Administrative Symbol / Market Indicator	Fair Value	Book/Adjusted Carrying Value	Maturity Date
6799999	Total - Other Loan-Backed and Structured Securities.....			24,313,663	24,509,362	XXX
6999999	Total - Bank Loans.....			4,527,740	4,527,740	XXX
7099999	Subtotal - Bonds.....			170,365,782	168,758,695	XXX
Cash (Schedule E Part 1 Type)						
000000	00 0 Cash.....			(200,589)	(200,589)	
9099999	Total - Cash (Schedule E Part 1 Type).....			(200,589)	(200,589)	XXX
Cash Equivalents (Schedule E Part 2 Type)						
912796	VY 2 UNITED STATES TREASURY	@		2,199,258	2,199,233	10/08/2019.....
912796	VZ 9 UNITED STATES TREASURY	@		17,787,713	17,785,804	10/15/2019.....
313384	MN 6 FEDERAL HOME LOAN BANKS	@		10,198,348	10,198,236	10/04/2019.....
313384	MT 3 FEDERAL HOME LOAN BANKS	@		5,997,402	5,997,237	10/09/2019.....
313384	NC 9 FEDERAL HOME LOAN BANKS	@		9,890,882	9,890,400	10/18/2019.....
9199999	Total - Cash Equivalents (Schedule E Part 2 Type).....			46,073,602	46,070,911	XXX
9999999	Totals.....			216,238,795	214,629,017	XXX

General Interrogatories:

- The activity for the year: Fair Value \$.....(19,692,023) Book/Adjusted Carrying Value \$.....(23,364,918)
- Average balance for the year: Fair Value \$.....222,193,736 Book/Adjusted Carrying Value \$.....222,193,736

Statement for September 30, 2019 of the **Metropolitan Property and Casualty Insurance Company**
SCHEDULE E - PART 1 - CASH

Month End Depository Balances

1 Depository	2 Code	3 Rate of Interest	4 Amount of Interest Received During Current Quarter	5 Amount or interest Accrued at Current Statement Date	Book Balance at End of Each Month During Current Quarter			9 *
					6 First Month	7 Second Month	8 Third Month	
Open Depositories								
Bank of America.....	New York, New York.....			(129,709,227)(127,796,866)(123,215,066)	XXX
Bank One.....	Columbus, Ohio.....			(1,377,853)(1,454,064)(1,556,337)	XXX
Citibank.....	New York, New York.....			(2,891,143)(262,007)(107,259)	XXX
Federal Home Loan Bank.....	Boston, Massachusetts.....			108,076113,637110,269	XXX
First National.....	Anchorage, Alaska.....			10,00010,00010,000	XXX
JP Morgan Chase.....	New York, New York.....			18,326,90315,036,61910,899,220	XXX
Wells Fargo.....	San Francisco, California.....			9,235,6358,876,5198,694,174	XXX
0199999. Total Open Depositories.....	XXX	XXX00(106,297,609)(105,476,162)(105,164,999)	XXX
0399999. Total Cash on Deposit.....	XXX	XXX00(106,297,609)(105,476,162)(105,164,999)	XXX
0499999. Cash in Company's Office.....	XXX	XXX	XXX	XXX17,50017,50017,500	XXX
0599999. Total Cash.....	XXX	XXX00(106,280,109)(105,458,662)(105,147,499)	XXX

Statement for September 30, 2019 of the **Metropolitan Property and Casualty Insurance Company**
SCHEDULE E - PART 2 - CASH EQUIVALENTS

Show Investments Owned End of Current Quarter

1	2	3	4	5	6	7	8	9
CUSIP	Description	Code	Date Acquired	Rate of Interest	Maturity Date	Book/Adjusted Carrying Value	Amount of Interest Due & Accrued	Amount Received During Year
U.S. Government Bonds - Issuer Obligations								
	UNITED STATES TREASURY.....		09/20/2019.....		10/01/2019.....	28,000,000		21,311
	UNITED STATES TREASURY.....		09/27/2019.....		10/08/2019.....	2,199,233		658
	UNITED STATES TREASURY.....		09/23/2019.....		10/15/2019.....	27,778,412		18,382
	UNITED STATES TREASURY.....		09/26/2019.....		10/22/2019.....	9,989,731		2,442
0199999	U.S. Government Bonds - Issuer Obligations.....					67,967,376	0	42,792
0599999	Total - U.S. Government Bonds.....					67,967,376	0	42,792
Bonds - U.S. Special Revenue & Special Assessment Obligations and all Non-Guaranteed Obligations of Agencies and Authorities of Governments and Their U.S. Political Subdivision - Issuer Obligations								
	FEDERAL HOME LOAN BANKS.....		08/12/2019.....		10/04/2019.....	10,198,236		28,720
	FEDERAL HOME LOAN BANKS.....		08/14/2019.....		10/09/2019.....	5,997,237		16,183
	FEDERAL HOME LOAN BANKS.....		08/27/2019.....		10/18/2019.....	9,890,400		19,143
	SUMMARY ADJUSTMENT.....		09/30/2019.....		11/01/2019.....	11,586		
2599999	U.S. Special Revenue & Special Assessment Obligations - Issuer Obligations.....					26,097,460	0	64,047
3199999	Total - U.S. Special Revenue & Special Assessment Obligations and all Non-Guaranteed Obligations.....					26,097,460	0	64,047
Total Bonds								
7799999	Subtotals - Issuer Obligations.....					94,064,836	0	106,839
8399999	Subtotals - Bonds.....					94,064,836	0	106,839
8899999	Total - Cash Equivalents.....					94,064,836	0	106,839

QE13