



# HEALTH ANNUAL STATEMENT

FOR THE YEAR ENDED DECEMBER 31, 2014  
OF THE CONDITION AND AFFAIRS OF THE

## UnitedHealthcare of New England, Inc.

NAIC Group Code 0707 0707 NAIC Company Code 95149 Employer's ID Number 05-0413469  
(Current) (Prior)

Organized under the Laws of Rhode Island, State of Domicile or Port of Entry Rhode Island

Country of Domicile United States of America

Licensed as business type: Health Maintenance Organization

Is HMO Federally Qualified? Yes [ ] No [ X ]

Incorporated/Organized 11/14/1984 Commenced Business 12/27/1984

Statutory Home Office 475 Kilvert Street, Suite 310, Warwick, RI, US 02886-1392  
(Street and Number) (City or Town, State, Country and Zip Code)

Main Administrative Office 4 Research Drive, 5th Floor  
Shelton, CT, US 06484  
(Street and Number) (City or Town, State, Country and Zip Code)

Mail Address 4 Research Drive, 5th Floor, Shelton, CT, US 06484  
(Street and Number or P.O. Box) (City or Town, State, Country and Zip Code)

Primary Location of Books and Records 4 Research Drive, 5th Floor  
Shelton, CT, US 06484, 952-936-1237  
(Street and Number) (City or Town, State, Country and Zip Code) (Area Code) (Telephone Number)

Internet Website Address www.unitedhealthcare.com

Statutory Statement Contact Alba McGinnis, (Area Code) (Telephone Number)  
alba\_mcginnis@uhc.com, (FAX Number)  
(E-mail Address)

### OFFICERS

President Stephen John Farrell Treasurer Robert Worth Oberrender  
 Secretary Christina Regina Palme-Krizak Chief Financial Officer Timothy John Noel

### OTHER

Patrice Evelyn Cooper Vice President, Medicaid Operations  
Dennis Patrick O'Brien # Chief Executive Officer  
Michelle Marie Huntley Assistant Secretary  
Juanita Bolland Luis Assistant Secretary

### DIRECTORS OR TRUSTEES

Patrice Evelyn Cooper Stephen John Farrell Dennis Patrick O'Brien #



State of RI County of KENT State of MN County of Hennepin State of \_\_\_\_\_ County of \_\_\_\_\_

The officers of this reporting entity being duly sworn, each depose and say that they are the described officers of said reporting entity, and that on the reporting period stated above, all of the herein described assets were the absolute property of the said reporting entity, free and clear from any liens or claims thereon, except as herein stated, and that this statement, together with related exhibits, schedules and explanations therein contained, annexed or referred to, is a full and true statement of all the assets and liabilities and of the condition and affairs of the said reporting entity as of the reporting period stated above, and of its income and deductions therefrom for the period ended, and have been completed in accordance with the NAIC Annual Statement Instructions and Accounting Practices and Procedures manual except to the extent that: (1) state law may differ; or, (2) that state rules or regulations require differences in reporting not related to accounting practices and procedures, according to the best of their information, knowledge and belief, respectively. Furthermore, the scope of this attestation by the described officers also includes the related corresponding electronic filing with the NAIC, when required, that is an exact copy (except for formatting differences due to electronic filing) of the enclosed statement. The electronic filing may be requested by various regulators in lieu of or in addition to the enclosed statement.

Stephen John Farrell President  
Christina Regina Palme-Krizak Secretary

Subscribed and sworn to before me this 4th day of February 2015  
Claudette I. Levesque  
 Subscribed and sworn to before me this 26 day of February 2015  
Patricia Aurora Lacayo  
 Subscribed and sworn to before me this \_\_\_\_\_ day of \_\_\_\_\_

- a. Is this an original filing?..... Yes [  ] No [ ]
- b. If no,
1. State the amendment number.....
  2. Date filed.....
  3. Number of pages attached.....



### EXHIBIT 2 - ACCIDENT AND HEALTH PREMIUMS DUE AND UNPAID

1 Name of Debtor	2 1 - 30 Days	3 31 - 60 Days	4 61 - 90 Days	5 Over 90 Days	6 Nonadmitted	7 Admitted
0199999 Total individuals.....						
Group Subscribers:						
0299998. Premiums due and unpaid not individually listed	177,839	3,855	915	4,857	5,609	181,857
0299999. Total group	177,839	3,855	915	4,857	5,609	181,857
0399999. Premiums due and unpaid from Medicare entities	3,318,029	1,213	567	9,256	39,445	3,289,620
0499999. Premiums due and unpaid from Medicaid entities	1,310,291	242,105	106,094	497,080	0	2,155,570
0599999 Accident and health premiums due and unpaid (Page 2, Line 15)	4,806,159	247,173	107,576	511,193	45,054	5,627,047

ANNUAL STATEMENT FOR THE YEAR 2014 OF THE UnitedHealthcare of New England, Inc.

**EXHIBIT 3 - HEALTH CARE RECEIVABLES**

1 Name of Debtor	2 1 - 30 Days	3 31 - 60 Days	4 61 - 90 Days	5 Over 90 Days	6 Nonadmitted	7 Admitted
OptumRx, Inc. ....	3,959,178	187,359	176,451	899,191	921,952	4,300,228
0199998. Aggregate Pharmaceutical Rebate Receivables Not Individually Listed						
0199999. Total Pharmaceutical Rebate Receivables	3,959,178	187,359	176,451	899,191	921,952	4,300,228
0299998. Aggregate Claim Overpayment Receivables Not Individually Listed	40,582	171,275	259,516	3,125,898	1,706,447	1,890,823
0299999. Total Claim Overpayment Receivables	40,582	171,275	259,516	3,125,898	1,706,447	1,890,823
0399998. Aggregate Loans and Advances to Providers Not Individually Listed						
0399999. Total Loans and Advances to Providers	0	0	0	0	0	0
0499998. Aggregate Capitation Arrangement Receivables Not Individually Listed						
0499999. Total Capitation Arrangement Receivables	0	0	0	0	0	0
0599998. Aggregate Risk Sharing Receivables Not Individually Listed	4,040,854	0	0	5,732,349	0	9,773,203
0599999. Total Risk Sharing Receivables	4,040,854	0	0	5,732,349	0	9,773,203
0699998. Aggregate Other Receivables Not Individually Listed	456,300	0	0	0	0	456,300
0699999. Total Other Receivables	456,300	0	0	0	0	456,300
0799999 Gross health care receivables	8,496,914	358,634	435,967	9,757,438	2,628,399	16,420,554

**EXHIBIT 3A - ANALYSIS OF HEALTH CARE RECEIVABLES COLLECTED AND ACCRUED**

Type of Health Care Receivable	Health Care Receivables Collected During the Year		Health Care Receivables Accrued as of December 31 of Current Year		5 Health Care Receivables in Prior Years (Columns 1 + 3)	6 Estimated Health Care Receivables Accrued as of December 31 of Prior Year
	1 On Amounts Accrued Prior to January 1 of Current Year	2 On Amounts Accrued During the Year	3 On Amounts Accrued December 31 of Prior Year	4 On Amounts Accrued During the Year		
1. Pharmaceutical rebate receivables .....	4,765,569	6,603,510	160,261	5,061,919	4,925,830	5,051,967
2. Claim overpayment receivables .....	1,179,936	4,362,529	2,410,231	1,187,039	3,590,167	3,451,664
3. Loans and advances to providers .....	0	0	0	0	0	0
4. Capitation arrangement receivables .....	0	0	0	0	0	0
5. Risk sharing receivables .....	1,180,375	0	3,624,713	6,148,490	4,805,088	5,718,903
6. Other health care receivables.....	1,750,467	0	0	456,300	1,750,467	2,127,688
7. Totals (Lines 1 through 6)	8,876,347	10,966,039	6,195,205	12,853,748	15,071,552	16,350,222

Note that the accrued amounts in Columns 3, 4, and 6 are the total health care receivables, not just the admitted portion.



**EXHIBIT 5 - AMOUNTS DUE FROM PARENT, SUBSIDIARIES AND AFFILIATES**

1 Name of Affiliate	2 1 - 30 Days	3 31 - 60 Days	4 61 - 90 Days	5 Over 90 Days	6 Nonadmitted	Admitted	
						7 Current	8 Non-Current
United HealthCare Services, Inc.	11,875,477					11,875,477	
0199999. Individually listed receivables	11,875,477	0	0	0	0	11,875,477	0
0299999. Receivables not individually listed							
0399999 Total gross amounts receivable	11,875,477	0	0	0	0	11,875,477	0

**EXHIBIT 6 - AMOUNTS DUE TO PARENT, SUBSIDIARIES AND AFFILIATES**

1 Affiliate	2 Description	3 Amount	4 Current	5 Non-Current
United HealthCare Services, Inc.	Intercompany Payables	1,275,732	1,275,732	
0199999. Individually listed payables		1,275,732	1,275,732	0
0299999. Payables not individually listed		0		
		1,275,732	1,275,732	0

ANNUAL STATEMENT FOR THE YEAR 2014 OF THE UnitedHealthcare of New England, Inc.  
**EXHIBIT 7 PART 1- SUMMARY OF TRANSACTIONS WITH PROVIDERS**

Payment Method	1 Direct Medical Expense Payment	2 Column 1 as a % of Total Payments	3 Total Members Covered	4 Column 3 as a % of Total Members	5 Column 1 Expenses Paid to Affiliated Providers	6 Column 1 Expenses Paid to Non-Affiliated Providers
<b>Capitation Payments:</b>						
1. Medical groups .....	0	0.0	98,164	100.0		
2. Intermediaries .....	61,979,930	11.3	98,164	100.0	61,481,330	498,600
3. All other providers .....	0	0.0	98,164	100.0		
4. Total capitation payments .....	61,979,930	11.3	98,164	100.0	61,481,330	498,600
<b>Other Payments:</b>						
5. Fee-for-service .....	37,799,109	6.9	XXX	XXX		37,799,109
6. Contractual fee payments .....	436,441,465	79.8	XXX	XXX		436,441,465
7. Bonus/withhold arrangements - fee-for-service .....	754,445	0.1	XXX	XXX		754,445
8. Bonus/withhold arrangements - contractual fee payments .....	9,794,395	1.8	XXX	XXX		9,794,395
9. Non-contingent salaries .....	0	0.0	XXX	XXX		
10. Aggregate cost arrangements .....	0	0.0	XXX	XXX		
11. All other payments .....	0	0.0	XXX	XXX		
12. Total other payments .....	484,789,414	88.7	XXX	XXX	0	484,789,414
13. TOTAL (Line 4 plus Line 12)	546,769,344	100%	XXX	XXX	61,481,330	485,288,014

**EXHIBIT 7 - PART 2 - SUMMARY OF TRANSACTIONS WITH INTERMEDIARIES**

1 NAIC Code	2 Name of Intermediary	3 Capitation Paid	4 Average Monthly Capitation	5 Intermediary's Total Adjusted Capital	6 Intermediary's Authorized Control Level RBC
	United Behavioral Health .....	61,369,036	5,114,085		
	Alternative Medicine Integration of Rhode Island .....	480,875	8,723		
	Spectera, Inc. ....	104,680	635		
	Epic Labs .....	17,725	1,477		
	OptumRx, Inc. ....	7,615	635		
	.....				
	.....				
	.....				
	.....				
	.....				
9999999 Totals		61,979,931	XXX	XXX	XXX



**EXHIBIT 8 - FURNITURE, EQUIPMENT AND SUPPLIES OWNED**

Description	1 Cost	2 Improvements	3 Accumulated Depreciation	4 Book Value Less Encumbrances	5 Assets Not Admitted	6 Net Admitted Assets
1. Administrative furniture and equipment .....	<b>NONE</b>					
2. Medical furniture, equipment and fixtures .....						
3. Pharmaceuticals and surgical supplies .....						
4. Durable medical equipment .....						
5. Other property and equipment						
6. Total						



ANNUAL STATEMENT FOR THE YEAR 2014 OF THE UnitedHealthcare of New England, Inc.

**EXHIBIT OF PREMIUMS, ENROLLMENT AND UTILIZATION (a)**

REPORT FOR: 1. CORPORATION

UnitedHealthcare of New England, Inc.

2. Warwick, RI

(LOCATION)

NAIC Group Code	0707	BUSINESS IN THE STATE OF		Massachusetts	DURING THE YEAR					2014	(LOCATION)		NAIC Company Code	95149
	1	Comprehensive (Hospital & Medical)		4	5	6	7	8	9	10				
	Total	Individual	Group	Medicare Supplement	Vision Only	Dental Only	Federal Employees Health Benefit Plan	Title XVIII Medicare	Title XIX Medicaid	Other				
<b>Total Members at end of:</b>														
1. Prior Year .....	1	1												
2. First Quarter .....	1	1												
3. Second Quarter .....	1	1												
4. Third Quarter .....	1	1												
5. Current Year	1	1												
6. Current Year Member Months	12	12												
<b>Total Member Ambulatory Encounters for Year:</b>														
7. Physician .....	2	2												
8. Non-Physician .....	1	1												
9. Total	3	3	0	0	0	0	0	0	0	0				
10. Hospital Patient Days Incurred	0	0												
11. Number of Inpatient Admissions	0	0												
12. Health Premiums Written (b) .....	9,053	9,053												
13. Life Premiums Direct	0													
14. Property/Casualty Premiums Written .....	0													
15. Health Premiums Earned .....	9,723	9,723												
16. Property/Casualty Premiums Earned	0													
17. Amount Paid for Provision of Health Care Services.....	115,392	115,392												
18. Amount Incurred for Provision of Health Care Services	115,749	115,749												

(a) For health business: number of persons insured under PPO managed care products ..... and number of persons insured under indemnity only products .....

(b) For health premiums written: amount of Medicare Title XVIII exempt from state taxes or fees \$ .....

30.MA



ANNUAL STATEMENT FOR THE YEAR 2014 OF THE UnitedHealthcare of New England, Inc.

**EXHIBIT OF PREMIUMS, ENROLLMENT AND UTILIZATION (a)**

REPORT FOR: 1. CORPORATION

UnitedHealthcare of New England, Inc.

2. Warwick, RI

NAIC Group Code	0707	BUSINESS IN THE STATE OF		DURING THE YEAR							(LOCATION)	
		Rhode Island		2014							NAIC Company Code	
		1	Comprehensive (Hospital & Medical)		4	5	6	7	8	9	10	
	Total	2	3	Medicare Supplement	Vision Only	Dental Only	Federal Employees Health Benefit Plan	Title XVIII Medicare	Title XIX Medicaid	Other		
<b>Total Members at end of:</b>												
1. Prior Year .....	82,391	100	1,855					32,530	47,906			
2. First Quarter .....	85,979	78	1,910					21,642	62,349			
3. Second Quarter .....	98,636	67	2,471					21,398	74,700			
4. Third Quarter .....	98,853	63	2,693					21,280	74,817			
5. Current Year .....	98,163	57	3,864					17,685	76,557			
6. Current Year Member Months	1,124,004	819	30,482					246,895	845,808			
<b>Total Member Ambulatory Encounters for Year:</b>												
7. Physician .....	1,134,765	1,756	25,072					377,533	730,404			
8. Non-Physician .....	634,418	64	920					197,707	435,727			
9. Total .....	1,769,183	1,820	25,992	0	0	0	0	575,240	1,166,131	0		
10. Hospital Patient Days Incurred	119,887	29	415					64,926	54,517			
11. Number of Inpatient Admissions	21,449	5	117					11,051	10,276			
12. Health Premiums Written (b) .....	703,787,477	351,649	11,818,966					232,610,170	458,842,409	164,283		
13. Life Premiums Direct	0											
14. Property/Casualty Premiums Written .....	0											
15. Health Premiums Earned .....	704,605,978	351,649	11,883,337					233,364,300	458,842,409	164,283		
16. Property/Casualty Premiums Earned	0											
17. Amount Paid for Provision of Health Care Services.....	546,653,952	230,729	9,641,469					190,963,384	344,509,334	1,309,036		
18. Amount Incurred for Provision of Health Care Services	581,450,563	162,714	10,190,604					175,588,524	394,194,361	1,314,360		

(a) For health business: number of persons insured under PPO managed care products ..... and number of persons insured under indemnity only products .....

(b) For health premiums written: amount of Medicare Title XVIII exempt from state taxes or fees \$ ..... 232,610,170

30.RI



ANNUAL STATEMENT FOR THE YEAR 2014 OF THE UnitedHealthcare of New England, Inc.

**EXHIBIT OF PREMIUMS, ENROLLMENT AND UTILIZATION (a)**

REPORT FOR: 1. CORPORATION

UnitedHealthcare of New England, Inc.

2. Warwick, RI

(LOCATION)

NAIC Group Code	0707	BUSINESS IN THE STATE OF	Grand Total		DURING THE YEAR					2014		NAIC Company Code		95149
			1 Total	Comprehensive (Hospital & Medical)		4 Medicare Supplement	5 Vision Only	6 Dental Only	7 Federal Employees Health Benefit Plan	8 Title XVIII Medicare	9 Title XIX Medicaid	10 Other		
				2 Individual	3 Group									
<b>Total Members at end of:</b>														
1.	Prior Year	82,392	101	1,855	0	0	0	0	32,530	47,906	0			
2.	First Quarter	85,980	79	1,910	0	0	0	0	21,642	62,349	0			
3.	Second Quarter	98,637	68	2,471	0	0	0	0	21,398	74,700	0			
4.	Third Quarter	98,854	64	2,693	0	0	0	0	21,280	74,817	0			
5.	Current Year	98,164	58	3,864	0	0	0	0	17,685	76,557	0			
6.	Current Year Member Months	1,124,016	831	30,482	0	0	0	0	246,895	845,808	0			
<b>Total Member Ambulatory Encounters for Year:</b>														
7.	Physician	1,134,767	1,758	25,072	0	0	0	0	377,533	730,404	0			
8.	Non-Physician	634,419	65	920	0	0	0	0	197,707	435,727	0			
9.	Total	1,769,186	1,823	25,992	0	0	0	0	575,240	1,166,131	0			
10.	Hospital Patient Days Incurred	119,887	29	415	0	0	0	0	64,926	54,517	0			
11.	Number of Inpatient Admissions	21,449	5	117	0	0	0	0	11,051	10,276	0			
12.	Health Premiums Written (b)	703,796,530	360,702	11,818,966	0	0	0	0	232,610,170	458,842,409	164,283			
13.	Life Premiums Direct	0	0	0	0	0	0	0	0	0	0			
14.	Property/Casualty Premiums Written	0	0	0	0	0	0	0	0	0	0			
15.	Health Premiums Earned	704,615,701	361,372	11,883,337	0	0	0	0	233,364,300	458,842,409	164,283			
16.	Property/Casualty Premiums Earned	0	0	0	0	0	0	0	0	0	0			
17.	Amount Paid for Provision of Health Care Services	546,769,344	346,121	9,641,469	0	0	0	0	190,963,384	344,509,334	1,309,036			
18.	Amount Incurred for Provision of Health Care Services	581,566,312	278,463	10,190,604	0	0	0	0	175,588,524	394,194,361	1,314,360			

(a) For health business: number of persons insured under PPO managed care products .....0 and number of persons insured under indemnity only products .....0 .

(b) For health premiums written: amount of Medicare Title XVIII exempt from state taxes or fees \$ .....232,610,170

30.GT

**SCHEDULE S - PART 1 - SECTION 2**

Reinsurance Assumed Accident and Health Insurance Listed by Reinsured Company as of December 31, Current Year

1 NAIC Company Code	2 ID Number	3 Effective Date	4 Name of Reinsured	5 Domiciliary Jurisdiction	6 Type of Reinsurance Assumed	7 Premiums	8 Unearned Premiums	9 Reserve Liability Other Than for Unearned Premiums	10 Reinsurance Payable on Paid and Unpaid Losses	11 Modified Coinsurance Reserve	12 Funds Withheld Under Coinsurance
<b>NONE</b>											
9999999 - Totals											



ANNUAL STATEMENT FOR THE YEAR 2014 OF THE UnitedHealthcare of New England, Inc.

**SCHEDULE S - PART 3 - SECTION 2**

Reinsurance Ceded Accident and Health Insurance Listed by Reinsuring Company as of December 31, Current Year

1 NAIC Company Code	2 ID Number	3 Effective Date	4 Name of Company	5 Domi- ciliary Juris- diction	6 Type	7 Type of Business Ceded	8 Premiums	9 Unearned Premiums (Estimated)	10 Reserve Credit Taken Other than for Unearned Premiums	Outstanding Surplus Relief		13 Modified Coinsurance Reserve	14 Funds Withheld Under Coinsurance
										11 Current Year	12 Prior Year		
91529	52-1996029	10/01/2013	Unimerica Insurance Company	WI	QA/A/G	CMM	438,492		916				
91529	52-1996029	10/01/2013	Unimerica Insurance Company	WI	QA/A/G	MR	4,354,894		5,680				
79413	36-2739571	01/01/1998	UnitedHealthcare Insurance Company	CT	SSL/A/G	MC	305,330						
79413	36-2739571	01/01/2004	UnitedHealthcare Insurance Company	CT	OTH/A/G	Comprehensive Major Medical; Medicare; Medicaid	702,702						
79413	36-2739571	01/01/2004	UnitedHealthcare Insurance Company	CT	QA/A/G	CMM	7,115,922		16,700				
0299999. General Account - Authorized U.S. Affiliates - Other							12,917,340	0	23,296	0	0	0	0
0399999. Total General Account - Authorized U.S. Affiliates							12,917,340	0	23,296	0	0	0	0
0699999. Total General Account - Authorized Non-U.S. Affiliates							0	0	0	0	0	0	0
0799999. Total General Account - Authorized Affiliates							12,917,340	0	23,296	0	0	0	0
1099999. Total General Account - Authorized Non-Affiliates							0	0	0	0	0	0	0
1199999. Total General Account Authorized							12,917,340	0	23,296	0	0	0	0
1499999. Total General Account - Unauthorized U.S. Affiliates							0	0	0	0	0	0	0
1799999. Total General Account - Unauthorized Non-U.S. Affiliates							0	0	0	0	0	0	0
1899999. Total General Account - Unauthorized Affiliates							0	0	0	0	0	0	0
2199999. Total General Account - Unauthorized Non-Affiliates							0	0	0	0	0	0	0
2299999. Total General Account Unauthorized							0	0	0	0	0	0	0
2599999. Total General Account - Certified U.S. Affiliates							0	0	0	0	0	0	0
2899999. Total General Account - Certified Non-U.S. Affiliates							0	0	0	0	0	0	0
2999999. Total General Account - Certified Affiliates							0	0	0	0	0	0	0
3299999. Total General Account - Certified Non-Affiliates							0	0	0	0	0	0	0
3399999. Total General Account Certified							0	0	0	0	0	0	0
3499999. Total General Account Authorized, Unauthorized and Certified							12,917,340	0	23,296	0	0	0	0
3799999. Total Separate Accounts - Authorized U.S. Affiliates							0	0	0	0	0	0	0
4099999. Total Separate Accounts - Authorized Non-U.S. Affiliates							0	0	0	0	0	0	0
4199999. Total Separate Accounts - Authorized Affiliates							0	0	0	0	0	0	0
4499999. Total Separate Accounts - Authorized Non-Affiliates							0	0	0	0	0	0	0
4599999. Total Separate Accounts Authorized							0	0	0	0	0	0	0
4899999. Total Separate Accounts - Unauthorized U.S. Affiliates							0	0	0	0	0	0	0
5199999. Total Separate Accounts - Unauthorized Non-U.S. Affiliates							0	0	0	0	0	0	0
5299999. Total Separate Accounts - Unauthorized Affiliates							0	0	0	0	0	0	0
5599999. Total Separate Accounts - Unauthorized Non-Affiliates							0	0	0	0	0	0	0
5699999. Total Separate Accounts Unauthorized							0	0	0	0	0	0	0
5999999. Total Separate Accounts - Certified U.S. Affiliates							0	0	0	0	0	0	0
6299999. Total Separate Accounts - Certified Non-U.S. Affiliates							0	0	0	0	0	0	0
6399999. Total Separate Accounts - Certified Affiliates							0	0	0	0	0	0	0
6699999. Total Separate Accounts - Certified Non-Affiliates							0	0	0	0	0	0	0
6799999. Total Separate Accounts Certified							0	0	0	0	0	0	0
6899999. Total Separate Accounts Authorized, Unauthorized and Certified							0	0	0	0	0	0	0
6999999. Total U.S. (Sum of 0399999, 0899999, 1499999, 1999999, 2599999, 3099999, 3799999, 4299999, 4899999, 5399999, 5999999 and 6499999)							12,917,340	0	23,296	0	0	0	0
7099999. Total Non-U.S. (Sum of 0699999, 0999999, 1799999, 2099999, 2899999, 3199999, 4099999, 4399999, 5199999, 5499999, 6299999 and 6599999)							0	0	0	0	0	0	0
9999999 - Totals							12,917,340	0	23,296	0	0	0	0

Schedule S - Part 4

**N O N E**

Schedule S - Part 4 - Bank Footnote

**N O N E**

Schedule S - Part 5

**N O N E**

Schedule S - Part 5 - Bank Footnote

**N O N E**



**SCHEDULE S - PART 6**

Five Year Exhibit of Reinsurance Ceded Business (000 Omitted)

	1 2014	2 2013	3 2012	4 2011	5 2010
<b>A. OPERATIONS ITEMS</b>					
1. Premiums .....	7,566	6,576	9,895	25,652	45,739
2. Title XVIII - Medicare .....	4,586	1,677	314	190	187
3. Title XIX - Medicaid .....	764	619	602	564	466
4. Commissions and reinsurance expense allowance .....					
5. Total hospital and medical expenses .....	12,358	7,320	7,493	20,374	37,047
<b>B. BALANCE SHEET ITEMS</b>					
6. Premiums receivable .....	1,262	1,051	684	1,987	3,598
7. Claims payable .....	2,152	1,691	866	1,728	4,270
8. Reinsurance recoverable on paid losses .....	1,001	950	623	2,138	3,101
9. Experience rating refunds due or unpaid .....					
10. Commissions and reinsurance expense allowances due .....	116	113	88	69	676
11. Unauthorized reinsurance offset .....					
12. Offset for reinsurance with Certified Reinsurers .....				XXX	XXX
<b>C. UNAUTHORIZED REINSURANCE (DEPOSITS BY AND FUNDS WITHHELD FROM)</b>					
13. Funds deposited by and withheld from (F) .....	0	0	0	0	0
14. Letters of credit (L) .....	0	0	0	0	0
15. Trust agreements (T) .....	0	0	0	0	0
16. Other (O) .....	0	0	0	0	0
<b>D. REINSURANCE WITH CERTIFIED REINSURERS (DEPOSITS BY AND FUNDS WITHHELD FROM)</b>					
17. Multiple Beneficiary Trust .....				XXX	XXX
18. Funds deposited by and withheld from (F) .....				XXX	XXX
19. Letters of credit (L) .....				XXX	XXX
20. Trust agreements (T) .....				XXX	XXX
21. Other (O) .....				XXX	XXX

**SCHEDULE S - PART 7**

## Restatement of Balance Sheet to Identify Net Credit For Ceded Reinsurance

	1 As Reported (net of ceded)	2 Restatement Adjustments	3 Restated (gross of ceded)
<b>ASSETS (Page 2, Col. 3)</b>			
1. Cash and invested assets (Line 12) .....	269,490,984		269,490,984
2. Accident and health premiums due and unpaid (Line 15) .....	5,662,021		5,662,021
3. Amounts recoverable from reinsurers (Line 16.1) .....	1,001,326	1,001,326	2,002,652
4. Net credit for ceded reinsurance .....	XXX	2,442,783	2,442,783
5. All other admitted assets (Balance) .....	38,778,079		38,778,079
6. Total assets (Line 28)	314,932,410	3,444,109	318,376,519
<b>LIABILITIES, CAPITAL AND SURPLUS (Page 3)</b>			
7. Claims unpaid (Line 1) .....	105,436,641	2,152,046	107,588,687
8. Accrued medical incentive pool and bonus payments (Line 2) .....	1,963,658	30,113	1,993,771
9. Premiums received in advance (Line 8) .....	34,476,700		34,476,700
10. Funds held under reinsurance treaties with authorized and unauthorized reinsurers (Line 19 first inset amount plus second inset amount) .....	0		0
11. Reinsurance in unauthorized companies (Line 20 minus inset amount) .....	0		0
12. Reinsurance with Certified Reinsurers (Line 20 inset amount) .....	0		0
13. Funds held under reinsurance treaties with Certified Reinsurers (Line 19 third inset amount) .....	0		0
14. All other liabilities (Balance) .....	12,312,825	1,261,950	13,574,775
15. Total liabilities (Line 24) .....	154,189,824	3,444,109	157,633,933
16. Total capital and surplus (Line 33) .....	160,742,586	XXX	160,742,586
17. Total liabilities, capital and surplus (Line 34)	314,932,410	3,444,109	318,376,519
<b>NET CREDIT FOR CEDED REINSURANCE</b>			
18. Claims unpaid .....	2,152,046		
19. Accrued medical incentive pool .....	30,113		
20. Premiums received in advance .....	0		
21. Reinsurance recoverable on paid losses .....	(1,001,326)		
22. Other ceded reinsurance recoverables .....	0		
23. Total ceded reinsurance recoverables .....	1,180,833		
24. Premiums receivable .....	0		
25. Funds held under reinsurance treaties with authorized and unauthorized reinsurers .....	0		
26. Unauthorized reinsurance .....	0		
27. Reinsurance with Certified Reinsurers .....	0		
28. Funds held under reinsurance treaties with Certified Reinsurers .....	0		
29. Other ceded reinsurance payables/offsets .....	(1,261,950)		
30. Total ceded reinsurance payables/offsets .....	(1,261,950)		
31. Total net credit for ceded reinsurance	2,442,783		

**SCHEDULE T - PART 2**  
**INTERSTATE COMPACT - EXHIBIT OF PREMIUMS WRITTEN**

Allocated by States and Territories

States, Etc.	Direct Business Only					Totals
	1 Life (Group and Individual)	2 Annuities (Group and Individual)	3 Disability Income (Group and Individual)	4 Long-Term Care (Group and Individual)	5 Deposit-Type Contracts	
1. Alabama	AL					
2. Alaska	AK					
3. Arizona	AZ					
4. Arkansas	AR					
5. California	CA					
6. Colorado	CO					
7. Connecticut	CT					
8. Delaware	DE					
9. District of Columbia	DC					
10. Florida	FL					
11. Georgia	GA					
12. Hawaii	HI					
13. Idaho	ID					
14. Illinois	IL					
15. Indiana	IN					
16. Iowa	IA					
17. Kansas	KS					
18. Kentucky	KY					
19. Louisiana	LA					
20. Maine	ME					
21. Maryland	MD					
22. Massachusetts	MA					
23. Michigan	MI					
24. Minnesota	MN					
25. Mississippi	MS					
26. Missouri	MO					
27. Montana	MT					
28. Nebraska	NE					
29. Nevada	NV					
30. New Hampshire	NH					
31. New Jersey	NJ					
32. New Mexico	NM					
33. New York	NY					
34. North Carolina	NC					
35. North Dakota	ND					
36. Ohio	OH					
37. Oklahoma	OK					
38. Oregon	OR					
39. Pennsylvania	PA					
40. Rhode Island	RI					
41. South Carolina	SC					
42. South Dakota	SD					
43. Tennessee	TN					
44. Texas	TX					
45. Utah	UT					
46. Vermont	VT					
47. Virginia	VA					
48. Washington	WA					
49. West Virginia	WV					
50. Wisconsin	WI					
51. Wyoming	WY					
52. American Samoa	AS					
53. Guam	GU					
54. Puerto Rico	PR					
55. U.S. Virgin Islands	VI					
56. Northern Mariana Islands	MP					
57. Canada	CAN					
58. Aggregate Other Alien	OT					
59. Total						

NONE

ANNUAL STATEMENT FOR THE YEAR 2014 OF THE UnitedHealthcare of New England, Inc.

**SCHEDULE Y**  
**PART 1A - DETAIL OF INSURANCE HOLDING COMPANY SYSTEM**

1	2	3	4	5	6	7	8	9	10	11	12	13	14	15
Group Code	Group Name	NAIC Company Code	ID Number	Federal RSSD	CIK	Name of Securities Exchange if Publicly Traded (U.S. or International)	Names of Parent, Subsidiaries Or Affiliates	Domiciliary Location	Relationship to Reporting Entity	Directly Controlled by (Name of Entity/Person)	Type of Control (Ownership, Board, Management, Attorney-in-Fact, Influence, Other)	If Control is Ownership Provide Percentage	Ultimate Controlling Entity(ies)/Person(s)	*
00000		00000	27-2624551			310 Canyon Medical, LLC	310 Canyon Medical, LLC		NIA	Monarch Management Services, Inc.	Ownership	100.000	UnitedHealth Group Incorporated	
00000		00000	41-1913523			ACN Group IPA of New York, Inc.	ACN Group IPA of New York, Inc.		NIA	OptumHealth Care Solutions, Inc.	Ownership	100.000	UnitedHealth Group Incorporated	
00000		00000	27-0015861			ACN Group of California, Inc.	ACN Group of California, Inc.	CA	IA	OptumHealth Care Solutions, Inc.	Ownership	100.000	UnitedHealth Group Incorporated	
00000		00000	38-3849068			AHJV MSO, Inc.	AHJV MSO, Inc.		NIA	AHJV, Inc.	Ownership	100.000	UnitedHealth Group Incorporated	
00000		00000	38-3849066			AHJV, Inc.	AHJV, Inc.		NIA	NAMM Holdings, Inc.	Ownership	75.000	UnitedHealth Group Incorporated	1
0707	UnitedHealth Group Incorporated	82406	35-1665915			All Savers Insurance Company	All Savers Insurance Company	IN	IA	Golden Rule Financial Corporation	Ownership	100.000	UnitedHealth Group Incorporated	
0707	UnitedHealth Group Incorporated	73130	35-1744596			All Savers Life Insurance Company of California	All Savers Life Insurance Company of California	CA	IA	Golden Rule Financial Corporation	Ownership	100.000	UnitedHealth Group Incorporated	
00000		00000	54-1743136			AmeriChoice Corporation	AmeriChoice Corporation		NIA	UnitedHealth Group Incorporated	Ownership	100.000	UnitedHealth Group Incorporated	
00000		00000	54-1743141			AmeriChoice Health Services, Inc.	AmeriChoice Health Services, Inc.		NIA	AmeriChoice Corporation	Ownership	100.000	UnitedHealth Group Incorporated	
0707	UnitedHealth Group Incorporated	13178	26-2481299			AmeriChoice of Connecticut, Inc.	AmeriChoice of Connecticut, Inc.	CT	IA	AmeriChoice Corporation	Ownership	100.000	UnitedHealth Group Incorporated	
0707	UnitedHealth Group Incorporated	13168	26-2688274			AmeriChoice of Georgia, Inc.	AmeriChoice of Georgia, Inc.	GA	IA	AmeriChoice Corporation	Ownership	100.000	UnitedHealth Group Incorporated	
0707	UnitedHealth Group Incorporated	95497	22-3368602			AmeriChoice of New Jersey, Inc.	AmeriChoice of New Jersey, Inc.	NJ	IA	AmeriChoice Corporation	Ownership	100.000	UnitedHealth Group Incorporated	
00000		00000	98-1108620			Amico Saúde Ltda.	Amico Saúde Ltda.	BRA	NIA	Amil Assistência Médica Internacional S.A.	Ownership	99.998	UnitedHealth Group Incorporated	2
00000		00000				Amil Assistência Médica Internacional S.A.	Amil Assistência Médica Internacional S.A.	BRA	NIA	Polar II Fundo de Investimento em Participações	Ownership	90.230	UnitedHealth Group Incorporated	3
00000		00000	98-1109085			Amil Clinical Research Participações Ltda.	Amil Clinical Research Participações Ltda.	BRA	NIA	Amil Lifesciences Participações Ltda.	Ownership	99.950	UnitedHealth Group Incorporated	2
00000		00000	98-1138212			AMIL International S.á.r.l.	AMIL International S.á.r.l.	LUX	NIA	Amil Assistência Médica Internacional S.A.	Ownership	100.000	UnitedHealth Group Incorporated	
00000		00000	98-1110579			Amil Lifesciences Participações Ltda.	Amil Lifesciences Participações Ltda.	BRA	NIA	Amil Assistência Médica Internacional S.A.	Ownership	99.999	UnitedHealth Group Incorporated	2
00000		00000				Angiografia e Hemodinâmica Madre Theodora Ltda.	Angiografia e Hemodinâmica Madre Theodora Ltda.	BRA	NIA	Hospital Geral e Maternidade Madre Maria Theodora Ltda.	Ownership	50.000	UnitedHealth Group Incorporated	4
00000		00000	86-0813232			Arizona Physicians IPA, Inc.	Arizona Physicians IPA, Inc.	AZ	IA	UnitedHealthcare, Inc.	Ownership	100.000	UnitedHealth Group Incorporated	
00000		00000	90-0369702			ASI Global, LLC	ASI Global, LLC		NIA	FrontierMEDEX, Inc.	Ownership	100.000	UnitedHealth Group Incorporated	
00000		00000	47-0990056			Audax Health Solutions, LLC	Audax Health Solutions, LLC		NIA	Rally Health, Inc.	Ownership	100.000	UnitedHealth Group Incorporated	
00000		00000	80-0368187			Aveta Arizona, Inc.	Aveta Arizona, Inc.		NIA	NAMM Holdings, Inc.	Ownership	100.000	UnitedHealth Group Incorporated	
00000		00000	90-0632302			Aveta Health Solutions Inc.	Aveta Health Solutions Inc.		NIA	NAMM Holdings, Inc.	Ownership	100.000	UnitedHealth Group Incorporated	
00000		00000	20-4057813			Aveta Inc.	Aveta Inc.		NIA	Collaborative Care Holdings, LLC	Ownership	100.000	UnitedHealth Group Incorporated	
00000		00000	27-2823524			Aveta Kansas City, Inc.	Aveta Kansas City, Inc.		NIA	NAMM Holdings, Inc.	Ownership	100.000	UnitedHealth Group Incorporated	
00000		00000	36-4704309			Aveta Tennessee, Inc.	Aveta Tennessee, Inc.		NIA	NAMM Holdings, Inc.	Ownership	100.000	UnitedHealth Group Incorporated	
00000		00000	84-1544013			bConnected Software, Inc.	bConnected Software, Inc.		NIA	Connexions, Inc.	Ownership	100.000	UnitedHealth Group Incorporated	

ANNUAL STATEMENT FOR THE YEAR 2014 OF THE UnitedHealthcare of New England, Inc.

**SCHEDULE Y**  
**PART 1A - DETAIL OF INSURANCE HOLDING COMPANY SYSTEM**

1	2	3	4	5	6	7	8	9	10	11	12	13	14	15
Group Code	Group Name	NAIC Company Code	ID Number	Federal RSSD	CIK	Name of Securities Exchange if Publicly Traded (U.S. or International)	Names of Parent, Subsidiaries Or Affiliates	Domiciliary Location	Relationship to Reporting Entity	Directly Controlled by (Name of Entity/Person)	Type of Control (Ownership, Board, Management, Attorney-in-Fact, Influence, Other)	If Control is Ownership Provide Percentage	Ultimate Controlling Entity(ies)/Person(s)	*
00000		00000	88-0267857			Behavioral Healthcare Options, Inc.	Behavioral Healthcare Options, Inc.		NIA	Sierra Health Services, Inc.	Ownership	100.000	UnitedHealth Group Incorporated	
00000		00000	98-1112673			Bosque Medical Center S.A.	Bosque Medical Center S.A.	BRA	NIA	Amil Assistência Médica Internacional S.A.	Ownership	94.920	UnitedHealth Group Incorporated	
00000		00000	98-1112673			Bosque Medical Center S.A.	Bosque Medical Center S.A.	BRA	NIA	Esho - Empresa de Serviços Hospitalares S.A.	Ownership	5.080	UnitedHealth Group Incorporated	
00000		00000				Cardio Management, Inc.	Cardio Management, Inc.		NIA	OrthoNet Holdings, Inc.	Ownership	100.000	UnitedHealth Group Incorporated	
00000		00000	20-8375685			Care Improvement Plus Group Management, LLC	Care Improvement Plus Group Management, LLC		NIA	XLHealth Corporation	Ownership	100.000	UnitedHealth Group Incorporated	
0707	UnitedHealth Group Incorporated	12313	20-2412936			Care Improvement Plus of Maryland, Inc.	Care Improvement Plus of Maryland, Inc.	MD	IA	XLHealth Corporation	Ownership	100.000	UnitedHealth Group Incorporated	
0707	UnitedHealth Group Incorporated	12558	45-4976934			Care Improvement Plus of Texas Insurance Company	Care Improvement Plus of Texas Insurance Company	TX	IA	XLHealth Corporation	Ownership	100.000	UnitedHealth Group Incorporated	
00000		00000	27-3536376			Care Improvement Plus Practitioners, LLC	Care Improvement Plus Practitioners, LLC		NIA	XLHealth Corporation	Ownership	100.000	UnitedHealth Group Incorporated	
0707	UnitedHealth Group Incorporated	12567	20-3888112			Care Improvement Plus South Central Insurance Company	Care Improvement Plus South Central Insurance Company	AR	IA	XLHealth Corporation	Ownership	100.000	UnitedHealth Group Incorporated	
0707	UnitedHealth Group Incorporated	14041	27-5038136			Care Improvement Plus Wisconsin Insurance Company	Care Improvement Plus Wisconsin Insurance Company	WI	IA	XLHealth Corporation	Ownership	100.000	UnitedHealth Group Incorporated	
00000		00000	20-5807941			Catalyst360, LLC	Catalyst360, LLC		NIA	Optum Services, Inc.	Ownership	100.000	UnitedHealth Group Incorporated	
00000		00000	98-1111491			Cemed Care Empresa de Atendimento Clínico Geral Ltda.	Cemed Care Empresa de Atendimento Clínico Geral Ltda.	BRA	NIA	Amil Assistência Médica Internacional S.A.	Ownership	99.990	UnitedHealth Group Incorporated	2
00000		00000				ChinaGate (Hong Kong) Limited	ChinaGate (Hong Kong) Limited	HKG	NIA	Optum, Inc.	Ownership	100.000	UnitedHealth Group Incorporated	
00000		00000	98-1094627			ChinaGate Company Limited	ChinaGate Company Limited	CHN	NIA	ChinaGate (Hong Kong) Limited	Ownership	100.000	UnitedHealth Group Incorporated	
00000		00000	56-2674371			Coachella Valley Physicians of PrimeCare, Inc.	Coachella Valley Physicians of PrimeCare, Inc.		NIA	PrimeCare Medical Network, Inc.	Ownership	100.000	UnitedHealth Group Incorporated	
00000		00000	27-2337616			Collaborative Care Holdings, LLC	Collaborative Care Holdings, LLC		NIA	OptumHealth Holdings, LLC	Ownership	100.000	UnitedHealth Group Incorporated	
00000		00000	27-2337487			Collaborative Care Services, Inc.	Collaborative Care Services, Inc.		NIA	Collaborative Care Holdings, LLC	Ownership	100.000	UnitedHealth Group Incorporated	
00000		00000	27-3470466			Collaborative Care Solutions, LLC	Collaborative Care Solutions, LLC		NIA	Collaborative Care Services, Inc.	Ownership	100.000	UnitedHealth Group Incorporated	
00000		00000	45-2614005			Collaborative Realty, LLC	Collaborative Realty, LLC		NIA	Collaborative Care Holdings, LLC	Ownership	100.000	UnitedHealth Group Incorporated	
00000		00000	11-3647007			Comfort Care Transportation, LLC	Comfort Care Transportation, LLC		NIA	WellMed Medical Management, Inc.	Ownership	100.000	UnitedHealth Group Incorporated	
00000		00000	61-1351358			Commonwealth Administrators, LLC	Commonwealth Administrators, LLC		NIA	UMR, Inc.	Ownership	100.000	UnitedHealth Group Incorporated	
00000		00000	20-1825933			Connexions HCI, LLC	Connexions HCI, LLC		NIA	Connexions, Inc.	Ownership	100.000	UnitedHealth Group Incorporated	
00000		00000	59-3684411			Connexions, Inc.	Connexions, Inc.		NIA	OptumHealth Holdings, LLC	Ownership	100.000	UnitedHealth Group Incorporated	
00000		00000	52-1811176			DBP Services of New York IPA, Inc.	DBP Services of New York IPA, Inc.		NIA	Dental Benefit Providers, Inc.	Ownership	100.000	UnitedHealth Group Incorporated	

ANNUAL STATEMENT FOR THE YEAR 2014 OF THE UnitedHealthcare of New England, Inc.

**SCHEDULE Y**  
**PART 1A - DETAIL OF INSURANCE HOLDING COMPANY SYSTEM**

1	2	3	4	5	6	7	8	9	10	11	12	13	14	15
Group Code	Group Name	NAIC Company Code	ID Number	Federal RSSD	CIK	Name of Securities Exchange if Publicly Traded (U.S. or International)	Names of Parent, Subsidiaries Or Affiliates	Domiciliary Location	Relationship to Reporting Entity	Directly Controlled by (Name of Entity/Person)	Type of Control (Ownership, Board, Management, Attorney-in-Fact, Influence, Other)	If Control is Ownership Provide Percentage	Ultimate Controlling Entity(ies)/Person(s)	*
	00000	00000	52-1452809			Dental Benefit Providers of California, Inc.	Dental Benefit Providers of California, Inc.	CA	IA	Dental Benefit Providers, Inc.	Ownership	100.000	UnitedHealth Group Incorporated	
0707	UnitedHealth Group Incorporated	52053	36-4008355			Dental Benefit Providers of Illinois, Inc.	Dental Benefit Providers of Illinois, Inc.	IL	IA	Dental Benefit Providers, Inc.	Ownership	100.000	UnitedHealth Group Incorporated	
	00000	00000	41-2014834			Dental Benefit Providers, Inc.	Dental Benefit Providers, Inc.		NIA	United HealthCare Services, Inc.	Ownership	100.000	UnitedHealth Group Incorporated	
	00000	00000	98-1203407			Dental Center Serviços Odontológicos Ltda.	Dental Center Serviços Odontológicos Ltda.	BRA	NIA	Seisa Serviços Integrados de Saúde Ltda.	Ownership	65.280	UnitedHealth Group Incorporated	
	00000	00000	98-1203407			Dental Center Serviços Odontológicos Ltda.	Dental Center Serviços Odontológicos Ltda.	BRA	NIA	Amil Assistência Médica Internacional S.A.	Ownership	34.720	UnitedHealth Group Incorporated	
	00000	00000	30-0238641			Distance Learning Network, Inc.	Distance Learning Network, Inc.		NIA	OptumHealth Holdings, LLC	Ownership	100.000	UnitedHealth Group Incorporated	
	00000	00000	80-0947972			DPCA, Inc.	DPCA, Inc.		NIA	UnitedHealth Group Ventures, LLC	Ownership	100.000	UnitedHealth Group Incorporated	
	00000	00000				Duncan Printing Services, LLC	Duncan Printing Services, LLC		NIA	UnitedHealthcare Insurance Company	Ownership	100.000	UnitedHealth Group Incorporated	
	00000	00000	84-1162764			Electronic Network Systems, Inc.	Electronic Network Systems, Inc.		NIA	OptumInsight, Inc.	Ownership	100.000	UnitedHealth Group Incorporated	
	00000	00000	98-1103713			ELG FZE	ELG FZE	ARE	NIA	FrontierMEDEX Limited	Ownership	100.000	UnitedHealth Group Incorporated	
	00000	00000	98-1111172			Esho – Empresa de Serviços Hospitalares S.A.	Esho – Empresa de Serviços Hospitalares S.A.	BRA	NIA	Amil Assistência Médica Internacional S.A.	Ownership	98.890	UnitedHealth Group Incorporated	5
	00000	00000				Etho – Empresa de Tecnologia Hospitalar Ltda.	Etho – Empresa de Tecnologia Hospitalar Ltda.	BRA	NIA	Amil Assistência Médica Internacional S.A.	Ownership	50.010	UnitedHealth Group Incorporated	5
	00000	00000	86-0964571			Evercare Collaborative Solutions, Inc.	Evercare Collaborative Solutions, Inc.		NIA	Ovations, Inc.	Ownership	100.000	UnitedHealth Group Incorporated	5
	00000	00000	98-1111239			Excellion Serviços Biomédicos S.A.	Excellion Serviços Biomédicos S.A.	BRA	NIA	Esho – Empresa de Serviços Hospitalares S.A.	Ownership	99.990	UnitedHealth Group Incorporated	5
	00000	00000	11-3669765			Executive Health Resources, Inc.	Executive Health Resources, Inc.		NIA	OptumInsight, Inc.	Ownership	100.000	UnitedHealth Group Incorporated	
	00000	00000				Exploration for Mine Clearance LLC	Exploration for Mine Clearance LLC	IRQ	NIA	FrontierMEDEX Limited	Ownership	100.000	UnitedHealth Group Incorporated	
	00000	00000	98-1113428			Exploration Logistics BC Ltd.	Exploration Logistics BC Ltd.	CAN	NIA	FrontierMEDEX Canada Limited	Ownership	100.000	UnitedHealth Group Incorporated	6
	00000	00000	88-0223385			Family Health Care Services	Family Health Care Services		NIA	Sierra Health Services, Inc.	Ownership	100.000	UnitedHealth Group Incorporated	
	00000	00000	88-0257036			Family Home Hospice, Inc.	Family Home Hospice, Inc.		NIA	Sierra Health Services, Inc.	Ownership	100.000	UnitedHealth Group Incorporated	
	00000	00000	35-2456267			FMG Holdings, LLC	FMG Holdings, LLC		NIA	UnitedHealth Group Incorporated	Ownership	100.000	UnitedHealth Group Incorporated	
	00000	00000	86-0908902			FOR HEALTH OF ARIZONA, INC.	FOR HEALTH OF ARIZONA, INC.		NIA	For Health, Inc.	Ownership	100.000	UnitedHealth Group Incorporated	
	00000	00000	33-0766617			For Health, Inc.	For Health, Inc.		NIA	Inspiris, Inc.	Ownership	100.000	UnitedHealth Group Incorporated	
	00000	00000	98-1101521			Frontier MEDEX Limited	Frontier MEDEX Limited	IRQ	NIA	FrontierMEDEX Limited	Ownership	100.000	UnitedHealth Group Incorporated	
	00000	00000				Frontier Medex Tanzania Limited	Frontier Medex Tanzania Limited	TZA	NIA	FrontierMEDEX Limited	Ownership	99.000	UnitedHealth Group Incorporated	2
	00000	00000	68-0679514			FrontierMEDEX (RMS), Inc.	FrontierMEDEX (RMS), Inc.		NIA	FMG Holdings, LLC	Ownership	100.000	UnitedHealth Group Incorporated	

ANNUAL STATEMENT FOR THE YEAR 2014 OF THE UnitedHealthcare of New England, Inc.

**SCHEDULE Y**  
**PART 1A - DETAIL OF INSURANCE HOLDING COMPANY SYSTEM**

1	2	3	4	5	6	7	8	9	10	11	12	13	14	15
Group Code	Group Name	NAIC Company Code	ID Number	Federal RSSD	CIK	Name of Securities Exchange if Publicly Traded (U.S. or International)	Names of Parent, Subsidiaries Or Affiliates	Domiciliary Location	Relationship to Reporting Entity	Directly Controlled by (Name of Entity/Person)	Type of Control (Ownership, Board, Management, Attorney-in-Fact, Influence, Other)	If Control is Ownership Provide Percentage	Ultimate Controlling Entity(ies)/Person(s)	*
00000		00000	98-1103497			FrontierMEDEX Canada Holdings Ltd.	FrontierMEDEX Canada Holdings Ltd.	CAN	NIA	UnitedHealthcare International I B.V.	Ownership	100.000	UnitedHealth Group Incorporated	
00000		00000	98-1104429			FrontierMEDEX Canada Limited	FrontierMEDEX Canada Limited	CAN	NIA	FrontierMEDEX Canada Holdings Ltd.	Ownership	100.000	UnitedHealth Group Incorporated	
00000		00000	45-5339512			FrontierMEDEX Government Services, LLC	FrontierMEDEX Government Services, LLC		NIA	FMG Holdings, LLC	Ownership	100.000	UnitedHealth Group Incorporated	
00000		00000	98-1147103			FrontierMedex Kenya Limited	FrontierMedex Kenya Limited	KEN	NIA	FrontierMEDEX Limited	Ownership	99.900	UnitedHealth Group Incorporated	
00000		00000	98-1147103			FrontierMedex Kenya Limited	FrontierMedex Kenya Limited	KEN	NIA	UnitedHealthcare International I B.V.	Ownership	0.100	UnitedHealth Group Incorporated	
00000		00000				FrontierMEDEX Limited	FrontierMEDEX Limited	GBR	NIA	UnitedHealthcare International I B.V.	Ownership	100.000	UnitedHealth Group Incorporated	
00000		00000	33-1219808			FrontierMEDEX US, Inc.	FrontierMEDEX US, Inc.		NIA	FMG Holdings, LLC	Ownership	100.000	UnitedHealth Group Incorporated	
00000		00000	52-2230470			FrontierMEDEX, Inc.	FrontierMEDEX, Inc.		NIA	FrontierMEDEX US, Inc.	Ownership	100.000	UnitedHealth Group Incorporated	
00000		00000	37-0855360			Golden Rule Financial Corporation	Golden Rule Financial Corporation		NIA	UnitedHealth Group Incorporated	Ownership	100.000	UnitedHealth Group Incorporated	
0707	UnitedHealth Group Incorporated	62286	37-6028756	3057283		Golden Rule Insurance Company	Golden Rule Insurance Company	IN	IA	Golden Rule Financial Corporation	Ownership	100.000	UnitedHealth Group Incorporated	
00000		00000	98-0213198			H&W Indemnity (SPC), Ltd.	H&W Indemnity (SPC), Ltd.	CYM	NIA	UnitedHealth Group Incorporated	Ownership	100.000	UnitedHealth Group Incorporated	
0707	UnitedHealth Group Incorporated	43893	13-3584296			Health Net Insurance of New York, Inc.	Health Net Insurance of New York, Inc.	NY	IA	Oxford Health Plans LLC	Ownership	100.000	UnitedHealth Group Incorporated	
00000		00000	98-0153069			Health Net Services (Bermuda) Ltd.	Health Net Services (Bermuda) Ltd.	BMU	NIA	Oxford Health Plans LLC	Ownership	100.000	UnitedHealth Group Incorporated	
0707	UnitedHealth Group Incorporated	96342	88-0201035			Health Plan of Nevada, Inc.	Health Plan of Nevada, Inc.	NV	IA	Sierra Health Services, Inc.	Ownership	100.000	UnitedHealth Group Incorporated	
00000		00000	98-1098167			Health Technology Analysts Pty Limited	Health Technology Analysts Pty Limited	AUS	NIA	OptumInsight, Inc.	Ownership	100.000	UnitedHealth Group Incorporated	
00000		00000	95-4763349			HealthAllies, Inc.	HealthAllies, Inc.		NIA	OptumHealth Holdings, LLC	Ownership	100.000	UnitedHealth Group Incorporated	
00000		00000	20-8910978			Hospice Inspiris Holdings, Inc.	Hospice Inspiris Holdings, Inc.		NIA	Inspiris, Inc.	Ownership	100.000	UnitedHealth Group Incorporated	
00000		00000	98-1111920			Hospital Alvorada de Taguatinga Ltda.	Hospital Alvorada de Taguatinga Ltda.	BRA	NIA	Amil Assistência Médica Internacional S.A.	Ownership	99.990	UnitedHealth Group Incorporated	2
00000		00000	98-1202916			Hospital AMA S.A.	Hospital AMA S.A.	BRA	NIA	Esho – Empresa de Serviços Hospitalares S.A.	Ownership	50.480	UnitedHealth Group Incorporated	
00000		00000	98-1202916			Hospital AMA S.A.	Hospital AMA S.A.	BRA	NIA	Seisa Serviços Integrados de Saúde Ltda.	Ownership	49.520	UnitedHealth Group Incorporated	
00000		00000	98-1203135			Hospital Carlos Chagas S.A.	Hospital Carlos Chagas S.A.	BRA	NIA	Esho – Empresa de Serviços Hospitalares S.A.	Ownership	100.000	UnitedHealth Group Incorporated	
00000		00000				Hospital e Maternidade Saint-Vivant Ltda.	Hospital e Maternidade Saint-Vivant Ltda.	BRA	NIA	Esho – Empresa de Serviços Hospitalares S.A.	Ownership	100.000	UnitedHealth Group Incorporated	
00000		00000				Hospital e Maternidade Saint-Vivant Ltda.	Hospital e Maternidade Saint-Vivant Ltda.	BRA	NIA	Cemed Care Empresa de Atendimento Clínico Geral Ltda.	Ownership	0.000	UnitedHealth Group Incorporated	
00000		00000	98-1209342			Hospital Geral e Maternidade Madre Maria Theodora Ltda.	Hospital Geral e Maternidade Madre Maria Theodora Ltda.	BRA	NIA	Esho – Empresa de Serviços Hospitalares S.A.	Ownership	100.000	UnitedHealth Group Incorporated	
00000		00000	98-1209342			Hospital Geral e Maternidade Madre Maria Theodora Ltda.	Hospital Geral e Maternidade Madre Maria Theodora Ltda.	BRA	NIA	Cemed Care Empresa de Atendimento Clínico Geral Ltda.	Ownership	0.000	UnitedHealth Group Incorporated	

ANNUAL STATEMENT FOR THE YEAR 2014 OF THE UnitedHealthcare of New England, Inc.

**SCHEDULE Y**  
**PART 1A - DETAIL OF INSURANCE HOLDING COMPANY SYSTEM**

1	2	3	4	5	6	7	8	9	10	11	12	13	14	15
Group Code	Group Name	NAIC Company Code	ID Number	Federal RSSD	CIK	Name of Securities Exchange if Publicly Traded (U.S. or International)	Names of Parent, Subsidiaries Or Affiliates	Domiciliary Location	Relationship to Reporting Entity	Directly Controlled by (Name of Entity/Person)	Type of Control (Ownership, Board, Management, Attorney-in-Fact, Influence, Other)	If Control is Ownership Provide Percentage	Ultimate Controlling Entity(ies)/Person(s)	*
00000		00000				HPP - Medicina Molecular, S.A.	HPP - Medicina Molecular, S.A.	PRT	NIA	LMN - Laboratório de Medicina Nuclear, Unipessoal, Lda.	Ownership	59.999	UnitedHealth Group Incorporated	
00000		00000				HPP - Medicina Molecular, S.A.	HPP - Medicina Molecular, S.A.	PRT	NIA	Lusíadas, S.A.	Ownership	40.001	UnitedHealth Group Incorporated	
00000		00000	98-1139169			HPP Viseu, S.A.	HPP Viseu, S.A.	PRT	NIA	Lusíadas, SGPS, S.A.	Ownership	65.000	UnitedHealth Group Incorporated	7
00000		00000	26-2912304			Humedica, Inc.	Humedica, Inc.		NIA	UnitedHealthCare Services, Inc.	Ownership	100.000	UnitedHealth Group Incorporated	
00000		00000	36-4331825			Hygeia Corporation	Hygeia Corporation		NIA	UnitedHealth International, Inc.	Ownership	100.000	UnitedHealth Group Incorporated	
00000		00000	98-1099968			Hygeia Corporation (Ontario)	Hygeia Corporation (Ontario)	CAN	NIA	UnitedHealth Group International L.P.	Ownership	100.000	UnitedHealth Group Incorporated	
00000		00000				Imed Star - Serviços de Desempenho Organizacional Ltda.	Imed Star - Serviços de Desempenho Organizacional Ltda.	BRA	NIA	Amil Assistência Médica Internacional S.A.	Ownership	99.920	UnitedHealth Group Incorporated	
00000		00000				Imed Star - Serviços de Desempenho Organizacional Ltda.	Imed Star - Serviços de Desempenho Organizacional Ltda.	BRA	NIA	Amico Saúde Ltda.	Ownership	0.080	UnitedHealth Group Incorporated	
00000		00000	62-1641102			Ingram & Associates, LLC	Ingram & Associates, LLC		NIA	Optum360, LLC	Ownership	100.000	UnitedHealth Group Incorporated	
00000		00000	13-4138668			INSPIRIS of New York IPA, Inc.	INSPIRIS of New York IPA, Inc.		NIA	Inspiris, Inc.	Ownership	100.000	UnitedHealth Group Incorporated	
00000		00000	13-4138665			INSPIRIS of New York Management, Inc.	INSPIRIS of New York Management, Inc.		NIA	Inspiris, Inc.	Ownership	100.000	UnitedHealth Group Incorporated	
00000		00000	20-5355196			Inspiris of Tennessee, Inc.	Inspiris of Tennessee, Inc.		NIA	Inspiris, Inc.	Ownership	100.000	UnitedHealth Group Incorporated	
00000		00000	26-2885572			INSPIRIS of Texas Physician Group	INSPIRIS of Texas Physician Group		NIA	Inspiris Services Company	Ownership	100.000	UnitedHealth Group Incorporated	
00000		00000	26-0683057			Inspiris Services Company	Inspiris Services Company		NIA	Inspiris, Inc.	Ownership	100.000	UnitedHealth Group Incorporated	
00000		00000	33-0766366			Inspiris, Inc. International	Inspiris, Inc.		NIA	Collaborative Care Holdings, LLC	Ownership	100.000	UnitedHealth Group Incorporated	
00000		00000	98-1097022			International Psychological Services Pty Limited	International Psychological Services Pty Limited	AUS	NIA	Optum Health & Technology (Australia) Pty. Ltd.	Ownership	100.000	UnitedHealth Group Incorporated	
00000		00000	32-0409538			Lifeprint Accountable Care Organization, LLC	Lifeprint Accountable Care Organization, LLC		NIA	Collaborative Care Holdings, LLC	Ownership	100.000	UnitedHealth Group Incorporated	
00000		00000	45-3143218			Lifeprint East, Inc.	Lifeprint East, Inc.		NIA	Collaborative Care Holdings, LLC	Ownership	100.000	UnitedHealth Group Incorporated	
00000		00000	27-2309024			LifePrint Health, Inc.	LifePrint Health, Inc.		NIA	Collaborative Care Holdings, LLC	Ownership	100.000	UnitedHealth Group Incorporated	
00000		00000				LMN - Laboratório de Medicina Nuclear, Unipessoal, Lda.	LMN - Laboratório de Medicina Nuclear, Unipessoal, Lda.	PRT	NIA	Lusíadas, S.A.	Ownership	100.000	UnitedHealth Group Incorporated	
00000		00000	39-1974851			Logistics Health, Inc.	Logistics Health, Inc.		NIA	OptumHealth Holdings, LLC	Ownership	100.000	UnitedHealth Group Incorporated	
00000		00000	98-1139095			Lusíadas A.C.E.	Lusíadas A.C.E.	PRT	NIA	Lusíadas, SGPS, S.A.	Ownership	67.000	UnitedHealth Group Incorporated	
00000		00000	98-1139095			Lusíadas A.C.E.	Lusíadas A.C.E.	PRT	NIA	Lusíadas, S.A.	Ownership	10.000	UnitedHealth Group Incorporated	
00000		00000	98-1139095			Lusíadas A.C.E.	Lusíadas A.C.E.	PRT	NIA	Lusíadas-Parcerias Cascais, S.A.	Ownership	10.000	UnitedHealth Group Incorporated	
00000		00000	98-1139095			Lusíadas A.C.E.	Lusíadas A.C.E.	PRT	NIA	HPP - Medicina Molecular, S.A.	Ownership	5.000	UnitedHealth Group Incorporated	
00000		00000	98-1139095			Lusíadas A.C.E.	Lusíadas A.C.E.	PRT	NIA	LMN - Laboratório de Medicina Nuclear, Unipessoal, Lda.	Ownership	5.000	UnitedHealth Group Incorporated	
00000		00000	98-1139095			Lusíadas A.C.E.	Lusíadas A.C.E.	PRT	NIA	HPP Viseu, S.A.	Ownership	3.000	UnitedHealth Group Incorporated	
00000		00000	98-1139089			Lusíadas, S.A.	Lusíadas, S.A.	PRT	NIA	Lusíadas, SGPS, S.A.	Ownership	100.000	UnitedHealth Group Incorporated	
00000		00000	98-1138570			Lusíadas, SGPS, S.A.	Lusíadas, SGPS, S.A.	PRT	NIA	Amil Internacional S.á.r.l.	Ownership	100.000	UnitedHealth Group Incorporated	



ANNUAL STATEMENT FOR THE YEAR 2014 OF THE UnitedHealthcare of New England, Inc.

**SCHEDULE Y**  
**PART 1A - DETAIL OF INSURANCE HOLDING COMPANY SYSTEM**

1	2	3	4	5	6	7	8	9	10	11	12	13	14	15
Group Code	Group Name	NAIC Company Code	ID Number	Federal RSSD	CIK	Name of Securities Exchange if Publicly Traded (U.S. or International)	Names of Parent, Subsidiaries Or Affiliates	Domiciliary Location	Relationship to Reporting Entity	Directly Controlled by (Name of Entity/Person)	Type of Control (Ownership, Board, Management, Attorney-in-Fact, Influence, Other)	If Control is Ownership Provide Percentage	Ultimate Controlling Entity(ies)/Person(s)	*
00000		00000	98-1137620			Lusiadas-Parcerias Cascais, S.A.	Lusiadas-Parcerias Cascais, S.A.	PRT	NIA	Lusiadas, SGPS, S.A.	Ownership	100.000	UnitedHealth Group Incorporated	
00000		00000	52-2129787			MAMSI Insurance Resources, LLC	MAMSI Insurance Resources, LLC		NIA	OneNet PPO, LLC	Ownership	100.000	UnitedHealth Group Incorporated	
0707	UnitedHealth Group Incorporated	60321	52-1803283			MAMSI Life and Health Insurance Company	MAMSI Life and Health Insurance Company	MD	IA	United HealthCare Services, Inc.	Ownership	100.000	UnitedHealth Group Incorporated	
00000		00000	14-1782475			Managed Physical Network, Inc.	Managed Physical Network, Inc.		NIA	OptumHealth Care Solutions, Inc.	Ownership	100.000	UnitedHealth Group Incorporated	
00000		00000	42-1741594			MD Ops, Inc.	MD Ops, Inc.		NIA	North American Medical Management California, Inc.	Ownership	100.000	UnitedHealth Group Incorporated	
0707	UnitedHealth Group Incorporated	96310	52-1169135			MD-Individual Practice Association, Inc.	MD-Individual Practice Association, Inc.	MD	IA	United HealthCare Services, Inc.	Ownership	100.000	UnitedHealth Group Incorporated	
00000		00000	52-2178531			MEDEX Insurance Services, Inc.	MEDEX Insurance Services, Inc.		NIA	FrontierMEDEX, Inc.	Ownership	100.000	UnitedHealth Group Incorporated	
0707	UnitedHealth Group Incorporated	12756	20-3391186			Medica Health Plans of Florida, Inc.	Medica Health Plans of Florida, Inc.	FL	IA	United HealthCare Services, Inc.	Ownership	100.000	UnitedHealth Group Incorporated	
0707	UnitedHealth Group Incorporated	12155	01-0788576			Medica HealthCare Plans, Inc.	Medica HealthCare Plans, Inc.	FL	IA	United HealthCare Services, Inc.	Ownership	100.000	UnitedHealth Group Incorporated	
00000		00000	26-4808018			Medical Preparatory School of Allied Health, LLC	Medical Preparatory School of Allied Health, LLC		NIA	WellMed Medical Management, Inc.	Ownership	100.000	UnitedHealth Group Incorporated	
00000		00000	32-0037402			Medical Transportation Services, LLC	Medical Transportation Services, LLC		NIA	United HealthCare Services, Inc.	Ownership	100.000	UnitedHealth Group Incorporated	
00000		00000	75-2515691			MedSynergies North Texas, Inc.	MedSynergies North Texas, Inc.		NIA	MedSynergies, Inc.	Ownership	100.000	UnitedHealth Group Incorporated	
00000		00000	27-2252446			MedSynergies, Inc.	MedSynergies, Inc.		NIA	Mustang Razorback Holdings, Inc.	Ownership	100.000	UnitedHealth Group Incorporated	
0707	UnitedHealth Group Incorporated	79480	35-1279304			MHC Real Estate Holdings, LLC	MHC Real Estate Holdings, LLC		NIA	Monarch Management Services, Inc.	Ownership	100.000	UnitedHealth Group Incorporated	
00000		00000	46-2881462			Midwest Security Life Insurance Company	Midwest Security Life Insurance Company	WI	IA	UnitedHealthcare, Inc.	Ownership	100.000	UnitedHealth Group Incorporated	
00000		00000	46-2881462			Minnesota Waypoint Physical Therapy, Inc.	Minnesota Waypoint Physical Therapy, Inc.		NIA	Orthology, Inc.	Ownership	100.000	UnitedHealth Group Incorporated	
00000		00000	46-3949765			MN Waypoint Sports Physical Therapy, Inc.	MN Waypoint Sports Physical Therapy, Inc.		NIA	Orthology, Inc.	Ownership	100.000	UnitedHealth Group Incorporated	
00000		00000	27-1799346			Monarch Financial Services, LLC	Monarch Financial Services, LLC		NIA	Monarch Management Services, Inc.	Ownership	100.000	UnitedHealth Group Incorporated	
00000		00000	45-3142852			Monarch Management Services, Inc.	Monarch Management Services, Inc.		NIA	Collaborative Care Holdings, LLC	Ownership	100.000	UnitedHealth Group Incorporated	
00000		00000	47-1935798			Mustang Razorback Holdings, Inc.	Mustang Razorback Holdings, Inc.		NIA	OptumInsight, Inc.	Ownership	100.000	UnitedHealth Group Incorporated	
00000		00000	20-3236839			NAMM Holdings, Inc.	NAMM Holdings, Inc.		NIA	Aveta Inc.	Ownership	100.000	UnitedHealth Group Incorporated	
0707	UnitedHealth Group Incorporated	95251	76-0196559			National Pacific Dental, Inc.	National Pacific Dental, Inc.	TX	IA	Dental Benefit Providers, Inc.	Ownership	100.000	UnitedHealth Group Incorporated	
0707	UnitedHealth Group Incorporated	95123	65-0996107			Neighborhood Health Partnership, Inc.	Neighborhood Health Partnership, Inc.	FL	IA	UnitedHealthcare, Inc.	Ownership	100.000	UnitedHealth Group Incorporated	
00000		00000	20-4755277			Netwerkes, LLC	Netwerkes, LLC		NIA	Payment Resolution Services, LLC	Ownership	100.000	UnitedHealth Group Incorporated	
00000		00000	46-3584152			Nevada Medical Services LLC	Nevada Medical Services LLC		NIA	Collaborative Care Services, Inc.	Ownership	100.000	UnitedHealth Group Incorporated	
0707	UnitedHealth Group Incorporated	95758	88-0228572			Nevada Pacific Dental	Nevada Pacific Dental	NV	IA	Dental Benefit Providers, Inc.	Ownership	100.000	UnitedHealth Group Incorporated	

ANNUAL STATEMENT FOR THE YEAR 2014 OF THE UnitedHealthcare of New England, Inc.

**SCHEDULE Y**  
**PART 1A - DETAIL OF INSURANCE HOLDING COMPANY SYSTEM**

1	2	3	4	5	6	7	8	9	10	11	12	13	14	15
Group Code	Group Name	NAIC Company Code	ID Number	Federal RSSD	CIK	Name of Securities Exchange if Publicly Traded (U.S. or International)	Names of Parent, Subsidiaries Or Affiliates	Domiciliary Location	Relationship to Reporting Entity	Directly Controlled by (Name of Entity/Person)	Type of Control (Ownership, Board, Management, Attorney-in-Fact, Influence, Other)	If Control is Ownership Provide Percentage	Ultimate Controlling Entity(ies)/Person(s)	*
	00000	00000	36-3984647			North American Medical Management - Illinois, Inc.	North American Medical Management - Illinois, Inc.		NIA	NAMI Holdings, Inc.	Ownership	100.000	UnitedHealth Group Incorporated	
	00000	00000	33-0673955			North American Medical Management California, Inc.	North American Medical Management California, Inc.		NIA	NAMI Holdings, Inc.	Ownership	100.000	UnitedHealth Group Incorporated	
	00000	00000	88-0245121			Northern Nevada Health Network, Inc.	Northern Nevada Health Network, Inc.		NIA	Sierra Health Services, Inc.	Ownership	100.000	UnitedHealth Group Incorporated	
	00000	00000	52-2129786			OneNet PPO, LLC	OneNet PPO, LLC		NIA	UnitedHealthcare Insurance Company	Ownership	100.000	UnitedHealth Group Incorporated	
0707	UnitedHealth Group Incorporated	96940	52-1518174			Optimum Choice, Inc.	Optimum Choice, Inc.	MD	IA	United HealthCare Services, Inc.	Ownership	100.000	UnitedHealth Group Incorporated	
	00000	00000	98-1104898			Optum (Spain), S.A.U.	Optum (Spain), S.A.U.	ESP	NIA	Optum Clinical Solutions, Inc.	Ownership	100.000	UnitedHealth Group Incorporated	
	00000	00000	47-0858534	3202702		Optum Bank, Inc.	Optum Bank, Inc.		NIA	OptumHealth Financial Services, Inc.	Ownership	100.000	UnitedHealth Group Incorporated	
	00000	00000	36-3437660			Optum Biometrics, Inc.	Optum Biometrics, Inc.		NIA	OptumHealth Care Solutions, Inc.	Ownership	100.000	UnitedHealth Group Incorporated	
	00000	00000	45-3142512			Optum Clinical Services, Inc.	Optum Clinical Services, Inc.		NIA	Collaborative Care Holdings, LLC	Ownership	100.000	UnitedHealth Group Incorporated	
	00000	00000	36-4375169	3886791		Optum Clinical Solutions, Inc.	Optum Clinical Solutions, Inc.		NIA	OptumInsight, Inc.	Ownership	100.000	UnitedHealth Group Incorporated	
	00000	00000	98-1094849			Optum Clinical Solutions, Ltd.	Optum Clinical Solutions, Ltd.	GBR	NIA	Optum Clinical Solutions, Inc.	Ownership	100.000	UnitedHealth Group Incorporated	
	00000	00000				Optum Global Solutions International B.V.	Optum Global Solutions International B.V.	NLD	NIA	Optum Technology, Inc.	Ownership	100.000	UnitedHealth Group Incorporated	
	00000	00000	04-3574101			Optum Government Solutions, Inc.	Optum Government Solutions, Inc.		NIA	OptumInsight, Inc.	Ownership	100.000	UnitedHealth Group Incorporated	
	00000	00000				Optum Health & Technology (Australia) Pty Ltd	Optum Health & Technology (Australia) Pty Ltd	AUS	NIA	Optum Health & Technology (UK) Limited	Ownership	100.000	UnitedHealth Group Incorporated	
	00000	00000	98-1095799			Optum Health & Technology (India) Private Limited	Optum Health & Technology (India) Private Limited	JND	NIA	OptumHealth International B.V.	Ownership	99.996	UnitedHealth Group Incorporated	
	00000	00000	98-1095799			Optum Health & Technology (India) Private Limited	Optum Health & Technology (India) Private Limited	JND	NIA	United Behavioral Health	Ownership	0.004	UnitedHealth Group Incorporated	
	00000	00000				Optum Health & Technology (Singapore) Pte. Ltd.	Optum Health & Technology (Singapore) Pte. Ltd.	SGP	NIA	OptumHealth International B.V.	Ownership	100.000	UnitedHealth Group Incorporated	
	00000	00000	98-1095879			Optum Health & Technology (UK) Limited	Optum Health & Technology (UK) Limited	GBR	NIA	Optum UK Solutions Group Limited	Ownership	100.000	UnitedHealth Group Incorporated	
	00000	00000	20-2149493			Optum Health & Technology (US), LLC	Optum Health & Technology (US), LLC		NIA	United Behavioral Health	Ownership	100.000	UnitedHealth Group Incorporated	
	00000	00000	43-1747235			Optum Health & Technology Holdings (US), LLC	Optum Health & Technology Holdings (US), LLC		NIA	Optum, Inc.	Ownership	100.000	UnitedHealth Group Incorporated	
	00000	00000	98-1184561			Optum Health & Technology Serviços Do Brasil Ltda.	Optum Health & Technology Serviços Do Brasil Ltda.	BRA	NIA	OptumHealth International B.V.	Ownership	99.000	UnitedHealth Group Incorporated	
	00000	00000	98-1184561			Optum Health & Technology Serviços Do Brasil Ltda.	Optum Health & Technology Serviços Do Brasil Ltda.	BRA	NIA	OptumInsight, Inc.	Ownership	1.000	UnitedHealth Group Incorporated	

ANNUAL STATEMENT FOR THE YEAR 2014 OF THE UnitedHealthcare of New England, Inc.

**SCHEDULE Y**  
**PART 1A - DETAIL OF INSURANCE HOLDING COMPANY SYSTEM**

1	2	3	4	5	6	7	8	9	10	11	12	13	14	15
Group Code	Group Name	NAIC Company Code	ID Number	Federal RSSD	CIK	Name of Securities Exchange if Publicly Traded (U.S. or International)	Names of Parent, Subsidiaries Or Affiliates	Domiciliary Location	Relationship to Reporting Entity	Directly Controlled by (Name of Entity/Person)	Type of Control (Ownership, Board, Management, Attorney-in-Fact, Influence, Other)	If Control is Ownership Provide Percentage	Ultimate Controlling Entity(ies)/Person(s)	*
00000		00000	98-1097921			Optum Health Services (Canada) Ltd.	Optum Health Services (Canada) Ltd.	CAN	NIA	Optum Health & Technology Holdings (US), LLC	Ownership	100.000	UnitedHealth Group Incorporated	
00000		00000	98-1147355			Optum Health Solutions (UK) Limited	Optum Health Solutions (UK) Limited	GBR	NIA	Optum UK Solutions Group Limited	Ownership	100.000	UnitedHealth Group Incorporated	
00000		00000	46-4734521			Optum Labs Dimensions, Inc.	Optum Labs Dimensions, Inc.		NIA	Optum Labs, Inc.	Ownership	100.000	UnitedHealth Group Incorporated	
00000		00000	46-1615964			Optum Labs, Inc.	Optum Labs, Inc.		NIA	Optum, Inc.	Ownership	100.000	UnitedHealth Group Incorporated	
00000		00000	98-1209730			Optum Life Sciences (Canada) Inc.	Optum Life Sciences (Canada) Inc.	CAN	NIA	OptumInsight Life Sciences, Inc.	Ownership	100.000	UnitedHealth Group Incorporated	
00000		00000	98-1098190			Optum Management Consulting (Shanghai) Co., Ltd.	Optum Management Consulting (Shanghai) Co., Ltd.	CHN	NIA	Optum Health & Technology Holdings (US), LLC	Ownership	100.000	UnitedHealth Group Incorporated	
00000		00000	90-1001805			Optum Nevada Accountable Care Organization LLC	Optum Nevada Accountable Care Organization LLC		NIA	Collaborative Care Holdings, LLC	Ownership	100.000	UnitedHealth Group Incorporated	
00000		00000	20-8911466			Optum Palliative and Hospice Care of Pennsylvania, Inc.	Optum Palliative and Hospice Care of Pennsylvania, Inc.		NIA	Hospice Inspiris Holdings, Inc.	Ownership	100.000	UnitedHealth Group Incorporated	
00000		00000	20-8911303			Optum Palliative and Hospice Care of Texas, Inc.	Optum Palliative and Hospice Care of Texas, Inc.		NIA	Hospice Inspiris Holdings, Inc.	Ownership	100.000	UnitedHealth Group Incorporated	
00000		00000	30-0226127			Optum Palliative and Hospice Care, Inc.	Optum Palliative and Hospice Care, Inc.		NIA	Collaborative Care Holdings, LLC	Ownership	100.000	UnitedHealth Group Incorporated	
00000		00000	20-4581265			Optum Public Sector Solutions, Inc.	Optum Public Sector Solutions, Inc.		NIA	OptumInsight, Inc.	Ownership	100.000	UnitedHealth Group Incorporated	
00000		00000	46-3328009			Optum Rocket, Inc.	Optum Rocket, Inc.		NIA	Optum Clinical Solutions, Inc.	Ownership	100.000	UnitedHealth Group Incorporated	
00000		00000	45-4683454			Optum Services, Inc.	Optum Services, Inc.		NIA	Optum, Inc.	Ownership	100.000	UnitedHealth Group Incorporated	
00000		00000	98-0644599			Optum Solutions UK Holdings Limited	Optum Solutions UK Holdings Limited	GBR	NIA	Optum, Inc.	Ownership	100.000	UnitedHealth Group Incorporated	
00000		00000	46-5713629			Optum Technology, Inc.	Optum Technology, Inc.		NIA	Optum, Inc.	Ownership	100.000	UnitedHealth Group Incorporated	6
00000		00000	98-1097769			Optum UK Solutions Group Limited	Optum UK Solutions Group Limited	GBR	NIA	Optum Solutions UK Holdings Limited	Ownership	100.000	UnitedHealth Group Incorporated	6
00000		00000	30-0580620	3119994		Optum, Inc.	Optum, Inc.		NIA	United HealthCare Services, Inc.	Ownership	100.000	UnitedHealth Group Incorporated	
00000		00000	46-3983926			Optum360 Services, Inc.	Optum360 Services, Inc.		NIA	Optum Rocket, Inc.	Ownership	75.000	UnitedHealth Group Incorporated	6
00000		00000	46-3328307			Optum360, LLC	Optum360, LLC		NIA	Optum Rocket, Inc.	Ownership	75.000	UnitedHealth Group Incorporated	6
00000		00000	41-1591944			OptumHealth Care Solutions, Inc.	OptumHealth Care Solutions, Inc.		NIA	OptumHealth Holdings, LLC	Ownership	100.000	UnitedHealth Group Incorporated	
00000		00000	47-0858530			OptumHealth Financial Services, Inc.	OptumHealth Financial Services, Inc.		NIA	OptumHealth Holdings, LLC	Ownership	100.000	UnitedHealth Group Incorporated	
00000		00000	47-1192395			OptumHealth Holdings, LLC	OptumHealth Holdings, LLC		NIA	Optum, Inc.	Ownership	100.000	UnitedHealth Group Incorporated	
00000		00000	98-1106868			OptumHealth International B.V.	OptumHealth International B.V.	NLD	NIA	Optum, Inc.	Ownership	100.000	UnitedHealth Group Incorporated	
00000		00000				OptumInsight Holdings, LLC	OptumInsight Holdings, LLC		NIA	Optum, Inc.	Ownership	100.000	UnitedHealth Group Incorporated	
00000		00000	04-3383745			OptumInsight Life Sciences, Inc.	OptumInsight Life Sciences, Inc.		NIA	OptumInsight, Inc.	Ownership	100.000	UnitedHealth Group Incorporated	
00000		00000	41-1858498			OptumInsight, Inc.	OptumInsight, Inc.		NIA	OptumInsight Holdings, LLC	Ownership	100.000	UnitedHealth Group Incorporated	
00000		00000				OptumRx Holdings, LLC	OptumRx Holdings, LLC		NIA	Optum, Inc.	Ownership	100.000	UnitedHealth Group Incorporated	

41.7

**SCHEDULE Y**  
**PART 1A - DETAIL OF INSURANCE HOLDING COMPANY SYSTEM**

1	2	3	4	5	6	7	8	9	10	11	12	13	14	15
Group Code	Group Name	NAIC Company Code	ID Number	Federal RSSD	CIK	Name of Securities Exchange if Publicly Traded (U.S. or International)	Names of Parent, Subsidiaries Or Affiliates	Domiciliary Location	Relationship to Reporting Entity	Directly Controlled by (Name of Entity/Person)	Type of Control (Ownership, Board, Management, Attorney-in-Fact, Influence, Other)	If Control is Ownership Provide Percentage	Ultimate Controlling Entity(ies)/Person(s)	*
00000		00000	20-0151096			OptumRx NY IPA, Inc.	OptumRx NY IPA, Inc.		NIA	OptumRx, Inc.	Ownership	100.000	UnitedHealth Group Incorporated	
00000		00000	33-0441200			OptumRx, Inc.	OptumRx, Inc.		NIA	OptumRx Holdings, LLC	Ownership	100.000	UnitedHealth Group Incorporated	
00000		00000				OrthoNet Holdings, Inc.	OrthoNet Holdings, Inc.		NIA	OptumHealth Care Solutions, Inc.	Ownership	100.000	UnitedHealth Group Incorporated	
00000		00000				OrthoNet LLC	OrthoNet LLC		NIA	OrthoNet Holdings, Inc.	Ownership	100.000	UnitedHealth Group Incorporated	
00000		00000				OrthoNet New York IPA, Inc.	OrthoNet New York IPA, Inc.		NIA	OrthoNet Holdings, Inc.	Ownership	100.000	UnitedHealth Group Incorporated	
00000		00000				OrthoNet of the Mid-Atlantic, Inc.	OrthoNet of the Mid-Atlantic, Inc.		NIA	OrthoNet Holdings, Inc.	Ownership	100.000	UnitedHealth Group Incorporated	
00000		00000				OrthoNet of the South, Inc.	OrthoNet of the South, Inc.		NIA	OrthoNet Holdings, Inc.	Ownership	100.000	UnitedHealth Group Incorporated	
00000		00000				OrthoNet Services, Inc.	OrthoNet Services, Inc.		NIA	OrthoNet Holdings, Inc.	Ownership	100.000	UnitedHealth Group Incorporated	
00000		00000				OrthoNet West, Inc.	OrthoNet West, Inc.		NIA	OrthoNet Holdings, Inc.	Ownership	100.000	UnitedHealth Group Incorporated	
00000		00000	41-1921007			Ovations, Inc.	Ovations, Inc.		NIA	United HealthCare Services, Inc.	Ownership	100.000	UnitedHealth Group Incorporated	
00000		00000	06-1587795			Oxford Benefit Management, Inc.	Oxford Benefit Management, Inc.		NIA	Oxford Health Plans LLC	Ownership	100.000	UnitedHealth Group Incorporated	
0707	UnitedHealth Group Incorporated	78026	22-2797560			Oxford Health Insurance, Inc.	Oxford Health Insurance, Inc.	NY	IA	UnitedHealthcare Insurance Company	Ownership	100.000	UnitedHealth Group Incorporated	
0707	UnitedHealth Group Incorporated	96798	06-1181201			Oxford Health Plans (CT), Inc.	Oxford Health Plans (CT), Inc.	CT	IA	Oxford Health Plans LLC	Ownership	100.000	UnitedHealth Group Incorporated	
0707	UnitedHealth Group Incorporated	95506	22-2745725			Oxford Health Plans (NJ), Inc.	Oxford Health Plans (NJ), Inc.	NJ	IA	Oxford Health Plans LLC	Ownership	100.000	UnitedHealth Group Incorporated	
0707	UnitedHealth Group Incorporated	95479	06-1181200			Oxford Health Plans (NY), Inc.	Oxford Health Plans (NY), Inc.	NY	IA	Oxford Health Plans LLC	Ownership	100.000	UnitedHealth Group Incorporated	
00000		00000	52-2443751			Oxford Health Plans LLC	Oxford Health Plans LLC		NIA	UnitedHealth Group Incorporated	Ownership	100.000	UnitedHealth Group Incorporated	
0707	UnitedHealth Group Incorporated	70785	35-1137395			PacifiCare Life and Health Insurance Company	PacifiCare Life and Health Insurance Company	IN	IA	United HealthCare Services, Inc.	Ownership	100.000	UnitedHealth Group Incorporated	
0707	UnitedHealth Group Incorporated	84506	95-2829463			PacifiCare Life Assurance Company	PacifiCare Life Assurance Company	CO	IA	United HealthCare Services, Inc.	Ownership	100.000	UnitedHealth Group Incorporated	
0707	UnitedHealth Group Incorporated	95617	94-3267522			PacifiCare of Arizona, Inc.	PacifiCare of Arizona, Inc.	AZ	IA	United HealthCare Services, Inc.	Ownership	100.000	UnitedHealth Group Incorporated	
0707	UnitedHealth Group Incorporated	95434	84-1011378			PacifiCare of Colorado, Inc.	PacifiCare of Colorado, Inc.	CO	IA	United HealthCare Services, Inc.	Ownership	100.000	UnitedHealth Group Incorporated	
0707	UnitedHealth Group Incorporated	95685	86-0875231			PacifiCare of Nevada, Inc.	PacifiCare of Nevada, Inc.	NV	IA	United HealthCare Services, Inc.	Ownership	100.000	UnitedHealth Group Incorporated	
00000		00000	62-1451147			Payment Resolution Services, LLC	Payment Resolution Services, LLC		NIA	OptumInsight, Inc.	Ownership	100.000	UnitedHealth Group Incorporated	
00000		00000	75-3265056			PCCCV, Inc.	PCCCV, Inc.		NIA	PrimeCare Medical Network, Inc.	Ownership	100.000	UnitedHealth Group Incorporated	
00000		00000	35-2288416			PHC Subsidiary Holdings, LLC	PHC Subsidiary Holdings, LLC		NIA	United HealthCare Services, Inc.	Ownership	100.000	UnitedHealth Group Incorporated	
00000		00000				PHYS Holding Corp.	PHYS Holding Corp.		NIA	MedSynergies, Inc.	Ownership	100.000	UnitedHealth Group Incorporated	
00000		00000				PhyServe Holdings, Inc.	PhyServe Holdings, Inc.		NIA	MedSynergies, Inc.	Ownership	100.000	UnitedHealth Group Incorporated	
00000		00000	80-0654665			Physician Care Partners, Inc.	Physician Care Partners, Inc.		NIA	North American Medical Management - Illinois, Inc.	Ownership	100.000	UnitedHealth Group Incorporated	
0707	UnitedHealth Group Incorporated	11494	04-3677255			Physicians Health Choice of Texas, LLC	Physicians Health Choice of Texas, LLC	TX	IA	PHC Subsidiary Holdings, LLC	Ownership	100.000	UnitedHealth Group Incorporated	

ANNUAL STATEMENT FOR THE YEAR 2014 OF THE UnitedHealthcare of New England, Inc.

**SCHEDULE Y**  
**PART 1A - DETAIL OF INSURANCE HOLDING COMPANY SYSTEM**

1	2	3	4	5	6	7	8	9	10	11	12	13	14	15
Group Code	Group Name	NAIC Company Code	ID Number	Federal RSSD	CIK	Name of Securities Exchange if Publicly Traded (U.S. or International)	Names of Parent, Subsidiaries Or Affiliates	Domiciliary Location	Relationship to Reporting Entity	Directly Controlled by (Name of Entity/Person)	Type of Control (Ownership, Board, Management, Attorney-in-Fact, Influence, Other)	If Control is Ownership Provide Percentage	Ultimate Controlling Entity(ies)/Person(s)	*
00000		00000	52-1162824			Physicians Health Plan of Maryland, Inc.	Physicians Health Plan of Maryland, Inc.		NIA	United HealthCare Services, Inc.	Ownership	100.000	UnitedHealth Group Incorporated	
00000		00000				Plus One Health Management Puerto Rico, Inc.	Plus One Health Management Puerto Rico, Inc.		NIA	Plus One Holdings, Inc.	Ownership	100.000	UnitedHealth Group Incorporated	
00000		00000	13-3613705			Plus One Holdings, Inc.	Plus One Holdings, Inc.		NIA	OptumHealth Care Solutions, Inc.	Ownership	100.000	UnitedHealth Group Incorporated	
00000		00000	98-1083164			Polar II Fundo de Investimento em Participações	Polar II Fundo de Investimento em Participações	BRA	NIA	UnitedHealthcare International IV S.á.r.l.	Ownership	100.000	UnitedHealth Group Incorporated	
00000		00000	75-2741619			ppoONE, Inc.	ppoONE, Inc.		NIA	United HealthCare Services, Inc.	Ownership	100.000	UnitedHealth Group Incorporated	
00000		00000	65-0683927			Preferred Care Partners Holding, Corp.	Preferred Care Partners Holding, Corp.		NIA	United HealthCare Services, Inc.	Ownership	100.000	UnitedHealth Group Incorporated	
00000		00000	26-1845018			Preferred Care Partners Medical Group, Inc.	Preferred Care Partners Medical Group, Inc.		NIA	Preferred Care Partners Holding, Corp.	Ownership	100.000	UnitedHealth Group Incorporated	
0707	UnitedHealth Group Incorporated	11176	65-0885893			Preferred Care Partners, Inc.	Preferred Care Partners, Inc.	FL	IA	Preferred Care Partners Holding, Corp.	Ownership	100.000	UnitedHealth Group Incorporated	
00000		00000	75-3265059			Premier Choice ACO, Inc.	Premier Choice ACO, Inc.		NIA	PrimeCare Medical Network, Inc.	Ownership	100.000	UnitedHealth Group Incorporated	
00000		00000	88-0253112			Prime Health, Inc.	Prime Health, Inc.		NIA	Sierra Health Services, Inc.	Ownership	100.000	UnitedHealth Group Incorporated	
00000		00000	33-0607478			PrimeCare Medical Network, Inc.	PrimeCare Medical Network, Inc.	CA	IA	NAMM Holdings, Inc.	Ownership	100.000	UnitedHealth Group Incorporated	
00000		00000	87-0757397			PrimeCare of Citrus Valley, Inc.	PrimeCare of Citrus Valley, Inc.		NIA	PrimeCare Medical Network, Inc.	Ownership	80.000	UnitedHealth Group Incorporated	1
00000		00000	33-0674407			PrimeCare of Corona, Inc.	PrimeCare of Corona, Inc.		NIA	PrimeCare Medical Network, Inc.	Ownership	100.000	UnitedHealth Group Incorporated	
00000		00000	33-0674401			PrimeCare of Hemet Valley, Inc.	PrimeCare of Hemet Valley, Inc.		NIA	PrimeCare Medical Network, Inc.	Ownership	100.000	UnitedHealth Group Incorporated	
00000		00000	33-0674408			PrimeCare of Inland Valley, Inc.	PrimeCare of Inland Valley, Inc.		NIA	PrimeCare Medical Network, Inc.	Ownership	100.000	UnitedHealth Group Incorporated	
00000		00000	33-0674402			PrimeCare of Moreno Valley, Inc.	PrimeCare of Moreno Valley, Inc.		NIA	PrimeCare Medical Network, Inc.	Ownership	100.000	UnitedHealth Group Incorporated	
00000		00000	33-0674400			PrimeCare of Redlands, Inc.	PrimeCare of Redlands, Inc.		NIA	PrimeCare Medical Network, Inc.	Ownership	100.000	UnitedHealth Group Incorporated	
00000		00000	33-0674404			PrimeCare of Riverside, Inc.	PrimeCare of Riverside, Inc.		NIA	PrimeCare Medical Network, Inc.	Ownership	100.000	UnitedHealth Group Incorporated	
00000		00000	14-1915328			PrimeCare of San Bernardino, Inc.	PrimeCare of San Bernardino, Inc.		NIA	PrimeCare Medical Network, Inc.	Ownership	100.000	UnitedHealth Group Incorporated	
00000		00000	33-0698439			PrimeCare of Sun City, Inc.	PrimeCare of Sun City, Inc.		NIA	PrimeCare Medical Network, Inc.	Ownership	100.000	UnitedHealth Group Incorporated	
00000		00000	33-0674409			PrimeCare of Temecula, Inc.	PrimeCare of Temecula, Inc.		NIA	PrimeCare Medical Network, Inc.	Ownership	100.000	UnitedHealth Group Incorporated	
00000		00000	32-0229091			ProHEALTH Fitness of Lake Success, LLC	ProHEALTH Fitness of Lake Success, LLC		NIA	ProHealth Medical Management, LLC	Ownership	82.620	UnitedHealth Group Incorporated	6
00000		00000	47-1049961			ProHealth Medical Management, LLC	ProHealth Medical Management, LLC		NIA	Collaborative Care Holdings, LLC	Ownership	80.000	UnitedHealth Group Incorporated	1
00000		00000	98-1112304			Promarket Propaganda e Marketing Ltda.	Promarket Propaganda e Marketing Ltda.	BRA	NIA	Amil Assistência Médica Internacional S.A.	Ownership	99.790	UnitedHealth Group Incorporated	
00000		00000	98-1112304			Promarket Propaganda e Marketing Ltda.	Promarket Propaganda e Marketing Ltda.	BRA	NIA	Amico Saúde Ltda.	Ownership	0.210	UnitedHealth Group Incorporated	

ANNUAL STATEMENT FOR THE YEAR 2014 OF THE UnitedHealthcare of New England, Inc.

**SCHEDULE Y**  
**PART 1A - DETAIL OF INSURANCE HOLDING COMPANY SYSTEM**

1	2	3	4	5	6	7	8	9	10	11	12	13	14	15
Group Code	Group Name	NAIC Company Code	ID Number	Federal RSSD	CIK	Name of Securities Exchange if Publicly Traded (U.S. or International)	Names of Parent, Subsidiaries Or Affiliates	Domiciliary Location	Relationship to Reporting Entity	Directly Controlled by (Name of Entity/Person)	Type of Control (Ownership, Board, Management, Attorney-in-Fact, Influence, Other)	If Control is Ownership Provide Percentage	Ultimate Controlling Entity(ies)/Person(s)	*
00000		00000	98-1103015			QSSI Technologies India Private Limited	QSSI Technologies India Private Limited	JND	NIA	Quality Software Services, Inc.	Ownership	.99.900	UnitedHealth Group Incorporated	6
00000		00000	52-2016292			Quality Software Services, Inc.	Quality Software Services, Inc.		NIA	OptumInsight, Inc.	Ownership	.100.000	UnitedHealth Group Incorporated	
00000		00000	26-3168754			R&H Family Fitness Unlimited LLC	R&H Family Fitness Unlimited LLC		NIA	WellMed Medical Management, Inc.	Ownership	.100.000	UnitedHealth Group Incorporated	
00000		00000	35-2493256			Rally Health, Inc.	Rally Health, Inc.		NIA	Optum Services, Inc.	Ownership	.74.000	UnitedHealth Group Incorporated	6
00000		00000				ScriptSwitch Limited	ScriptSwitch Limited	GBR	NIA	Optum UK Solutions Group Limited	Ownership	.100.000	UnitedHealth Group Incorporated	
00000		00000	98-1202716			Seisa Serviços Integrados de Saúde Ltda.	Seisa Serviços Integrados de Saúde Ltda.	BRA	NIA	Amil Assistência Médica Internacional S.A.	Ownership	.99.990	UnitedHealth Group Incorporated	
00000		00000	98-1202716			Seisa Serviços Integrados de Saúde Ltda.	Seisa Serviços Integrados de Saúde Ltda.	BRA	NIA	Dental Center Serviços Odontológicos Ltda.	Ownership	.0.010	UnitedHealth Group Incorporated	
00000		00000	20-4763091			Senior Care Partners, Inc.	Senior Care Partners, Inc.		NIA	North American Medical Management - Illinois, Inc.	Ownership	.100.000	UnitedHealth Group Incorporated	
0707	UnitedHealth Group Incorporated	71420	94-0734860			Sierra Health and Life Insurance Company, Inc.	Sierra Health and Life Insurance Company, Inc.	NV	IA	Sierra Health Services, Inc.	Ownership	.100.000	UnitedHealth Group Incorporated	
00000		00000	88-0200415			Sierra Health Services, Inc.	Sierra Health Services, Inc.		NIA	UnitedHealthcare, Inc.	Ownership	.100.000	UnitedHealth Group Incorporated	
00000		00000	88-0254322			Sierra Health-Care Options, Inc.	Sierra Health-Care Options, Inc.		NIA	Sierra Health Services, Inc.	Ownership	.100.000	UnitedHealth Group Incorporated	
00000		00000	88-0385705			Sierra Home Medical Products, Inc.	Sierra Home Medical Products, Inc.		NIA	Sierra Health Services, Inc.	Ownership	.100.000	UnitedHealth Group Incorporated	
00000		00000	88-0264562			Sierra Nevada Administrators, Inc.	Sierra Nevada Administrators, Inc.		NIA	Sierra Health Services, Inc.	Ownership	.100.000	UnitedHealth Group Incorporated	
00000		00000	88-0201420			Southwest Medical Associates, Inc.	Southwest Medical Associates, Inc.		NIA	Sierra Health Services, Inc.	Ownership	.100.000	UnitedHealth Group Incorporated	
00000		00000	38-2609888			Southwest Michigan Health Network Inc.	Southwest Michigan Health Network Inc.		NIA	UnitedHealthcare, Inc.	Ownership	.100.000	UnitedHealth Group Incorporated	
00000		00000	41-1921983			Specialty Benefits, LLC	Specialty Benefits, LLC		NIA	United HealthCare Services, Inc.	Ownership	.100.000	UnitedHealth Group Incorporated	
00000		00000	71-0886811			Spectera of New York, IPA, Inc.	Spectera of New York, IPA, Inc.		NIA	Spectera, Inc.	Ownership	.100.000	UnitedHealth Group Incorporated	
00000		00000	52-1260282			Spectera, Inc.	Spectera, Inc.		NIA	Specialty Benefits, LLC	Ownership	.100.000	UnitedHealth Group Incorporated	
00000		00000				Spotlite, Inc.	Spotlite, Inc.		NIA	Rally Health, Inc.	Ownership	.100.000	UnitedHealth Group Incorporated	
00000		00000	56-1970224			The Lewin Group, Inc.	The Lewin Group, Inc.		NIA	Optum Public Sector Solutions, Inc.	Ownership	.100.000	UnitedHealth Group Incorporated	
00000		00000	25-1825549			Three Rivers Holdings, Inc.	Three Rivers Holdings, Inc.		NIA	AmeriChoice Corporation	Ownership	.100.000	UnitedHealth Group Incorporated	
00000		00000	52-1431155			Travel Express Incorporated	Travel Express Incorporated		NIA	FrontierMEDEX, Inc.	Ownership	.100.000	UnitedHealth Group Incorporated	
00000		00000	94-3077084			U.S. Behavioral Health Plan, California UHC International	U.S. Behavioral Health Plan, California	CA	IA	United Behavioral Health	Ownership	.100.000	UnitedHealth Group Incorporated	
00000		00000	41-1913059			UHC International Services, Inc.	UHC International Services, Inc.		NIA	UnitedHealth Group Incorporated	Ownership	.100.000	UnitedHealth Group Incorporated	
00000		00000	95-2931460			UHC of California UHG Brasil	UHC of California	CA	IA	United HealthCare Services, Inc.	Ownership	.100.000	UnitedHealth Group Incorporated	
00000		00000				Participações S.A.	UHG Brasil Participações S.A.	BRA	NIA	Participações	Ownership	.100.000	UnitedHealth Group Incorporated	
00000		00000	41-1921008			UHC Holdings, Inc.	UHC Holdings, Inc.		NIA	United HealthCare Services, Inc.	Ownership	.100.000	UnitedHealth Group Incorporated	
00000		00000	14-1892398			Ultima Rx, LLC	Ultima Rx, LLC		NIA	United HealthCare Services, Inc.	Ownership	.100.000	UnitedHealth Group Incorporated	

ANNUAL STATEMENT FOR THE YEAR 2014 OF THE UnitedHealthcare of New England, Inc.

**SCHEDULE Y**  
**PART 1A - DETAIL OF INSURANCE HOLDING COMPANY SYSTEM**

1	2	3	4	5	6	7	8	9	10	11	12	13	14	15
Group Code	Group Name	NAIC Company Code	ID Number	Federal RSSD	CIK	Name of Securities Exchange if Publicly Traded (U.S. or International)	Names of Parent, Subsidiaries Or Affiliates	Domiciliary Location	Relationship to Reporting Entity	Directly Controlled by (Name of Entity/Person)	Type of Control (Ownership, Board, Management, Attorney-in-Fact, Influence, Other)	If Control is Ownership Provide Percentage	Ultimate Controlling Entity(ies)/Person(s)	*
00000		00000	39-1995276			UMR, Inc.	UMR, Inc.		NIA	United HealthCare Services, Inc.	Ownership	100.000	UnitedHealth Group Incorporated	
0707	UnitedHealth Group Incorporated	91529	52-1996029			Unimerica Insurance Company	Unimerica Insurance Company	WI	IA	OptumHealth Holdings, LLC	Ownership	100.000	UnitedHealth Group Incorporated	
0707	UnitedHealth Group Incorporated	11596	01-0637149			Unimerica Life Insurance Company of New York	Unimerica Life Insurance Company of New York	NY	IA	UnitedHealthcare Insurance Company	Ownership	100.000	UnitedHealth Group Incorporated	
00000		00000	25-1877716			Unison Administrative Services, LLC	Unison Administrative Services, LLC		NIA	Three Rivers Holdings, Inc.	Ownership	100.000	UnitedHealth Group Incorporated	
00000		00000	20-5917714			Unison Health Plan of Delaware, Inc.	Unison Health Plan of Delaware, Inc.	DE	IA	Three Rivers Holdings, Inc.	Ownership	100.000	UnitedHealth Group Incorporated	
0707	UnitedHealth Group Incorporated	13032	26-0651931			Unison Health Plan of the Capital Area, Inc.	Unison Health Plan of the Capital Area, Inc.	DC	IA	Three Rivers Holdings, Inc.	Ownership	100.000	UnitedHealth Group Incorporated	
00000		00000	94-2649097			United Behavioral Health	United Behavioral Health		NIA	OptumHealth Holdings, LLC	Ownership	100.000	UnitedHealth Group Incorporated	
00000		00000	41-1868911			United Behavioral Health of New York, I.P.A., Inc.	United Behavioral Health of New York, I.P.A., Inc.		NIA	United Behavioral Health	Ownership	100.000	UnitedHealth Group Incorporated	
00000		00000	41-1941615			United Health Foundation	United Health Foundation		NIA	UnitedHealth Group Incorporated	Ownership	100.000	UnitedHealth Group Incorporated	
00000		00000	41-1289245	3410132		United HealthCare Services, Inc.	United HealthCare Services, Inc.		UDP	UnitedHealth Group Incorporated	Ownership	100.000	UnitedHealth Group Incorporated	
00000		00000	30-0318238			United Resource Networks IPA of New York, Inc.	United Resource Networks IPA of New York, Inc.		NIA	OptumHealth Care Solutions, Inc.	Ownership	100.000	UnitedHealth Group Incorporated	
00000		00000	01-0538317			UnitedHealth Advisors, LLC	UnitedHealth Advisors, LLC		NIA	United HealthCare Services, Inc.	Ownership	100.000	UnitedHealth Group Incorporated	
00000		00000	98-1097761			UnitedHealth Group Global Healthcare Services Limited	UnitedHealth Group Global Healthcare Services Limited	JRL	NIA	Optum Global Solutions International B.V.	Ownership	100.000	UnitedHealth Group Incorporated	
00000		00000	98-1097776			UnitedHealth Group Global Services, Inc. New York Stock Exchange	UnitedHealth Group Global Services, Inc.	PHL	NIA	Optum Global Solutions International B.V.	Ownership	100.000	UnitedHealth Group Incorporated	
00000		00000	41-1321939		0000731766	UnitedHealth Group Incorporated	UnitedHealth Group Incorporated		UIP					
00000		00000	98-1093259			UnitedHealth Group Information Services Private Limited	UnitedHealth Group Information Services Private Limited	JND	NIA	Optum Global Solutions International B.V.	Ownership	99.370	UnitedHealth Group Incorporated	
00000		00000	98-1093259			UnitedHealth Group Information Services Private Limited	UnitedHealth Group Information Services Private Limited	JND	NIA	UnitedHealth International, Inc.	Ownership	0.630	UnitedHealth Group Incorporated	
00000		00000	98-1079826			UnitedHealth Group International GP	UnitedHealth Group International GP	CYM	NIA	UnitedHealth Group Incorporated	Ownership	100.000	UnitedHealth Group Incorporated	
00000		00000	98-1080118			UnitedHealth Group International L.P.	UnitedHealth Group International L.P.	CYM	NIA	UnitedHealth Group Incorporated	Ownership	84.868	UnitedHealth Group Incorporated	7
00000		00000	98-1080118			UnitedHealth Group International L.P.	UnitedHealth Group International L.P.	CYM	NIA	FMG Holdings, LLC	Ownership	14.929	UnitedHealth Group Incorporated	7
00000		00000	98-1080118			UnitedHealth Group International L.P.	UnitedHealth Group International L.P.	CYM	NIA	Hygeia Corporation	Ownership	0.203	UnitedHealth Group Incorporated	7
00000		00000	46-3311984			UnitedHealth Group Ventures, LLC	UnitedHealth Group Ventures, LLC		NIA	UnitedHealth Group Incorporated	Ownership	100.000	UnitedHealth Group Incorporated	

ANNUAL STATEMENT FOR THE YEAR 2014 OF THE UnitedHealthcare of New England, Inc.

**SCHEDULE Y**  
**PART 1A - DETAIL OF INSURANCE HOLDING COMPANY SYSTEM**

1	2	3	4	5	6	7	8	9	10	11	12	13	14	15
Group Code	Group Name	NAIC Company Code	ID Number	Federal RSSD	CIK	Name of Securities Exchange if Publicly Traded (U.S. or International)	Names of Parent, Subsidiaries Or Affiliates	Domiciliary Location	Relationship to Reporting Entity	Directly Controlled by (Name of Entity/Person)	Type of Control (Ownership, Board, Management, Attorney-in-Fact, Influence, Other)	If Control is Ownership Provide Percentage	Ultimate Controlling Entity(ies)/Person(s)	*
00000		00000	41-1917398			UnitedHealth International, Inc.	UnitedHealth International, Inc.		NIA	UnitedHealth Group Incorporated	Ownership	100.000	UnitedHealth Group Incorporated	
00000		00000	26-2574977			UnitedHealth Military & Veterans Services, LLC	UnitedHealth Military & Veterans Services, LLC		NIA	United HealthCare Services, Inc.	Ownership	100.000	UnitedHealth Group Incorporated	
00000		00000	98-0559902			UnitedHealth UK Limited	UnitedHealth UK Limited	GBR	NIA	Optum UK Solutions Group Limited	Ownership	100.000	UnitedHealth Group Incorporated	
0707	UnitedHealth Group Incorporated	95174	33-0115163			UnitedHealthcare Benefits of Texas, Inc.	UnitedHealthcare Benefits of Texas, Inc.	TX	IA	United HealthCare Services, Inc.	Ownership	100.000	UnitedHealth Group Incorporated	
00000		00000	46-4348775			UnitedHealthcare Community Plan of California, Inc.	UnitedHealthcare Community Plan of California, Inc.		NIA	AmeriChoice Corporation	Ownership	100.000	UnitedHealth Group Incorporated	
0707	UnitedHealth Group Incorporated	12323	56-2451429			UnitedHealthcare Community Plan of Ohio, Inc.	UnitedHealthcare Community Plan of Ohio, Inc.	OH	IA	Three Rivers Holdings, Inc.	Ownership	100.000	UnitedHealth Group Incorporated	
0707	UnitedHealth Group Incorporated	11141	91-2008361			UnitedHealthcare Community Plan of Texas, L.L.C.	UnitedHealthcare Community Plan of Texas, L.L.C.	TX	IA	Ovations, Inc.	Ownership	100.000	UnitedHealth Group Incorporated	
0707	UnitedHealth Group Incorporated	95467	38-3204052			UnitedHealthcare Community Plan, Inc.	UnitedHealthcare Community Plan, Inc.	MI	IA	AmeriChoice Corporation	Ownership	100.000	UnitedHealth Group Incorporated	
00000		00000				UnitedHealthcare Consulting & Assistance Service (Beijing) Co., Ltd.	UnitedHealthcare Consulting & Assistance Service (Beijing) Co., Ltd.	CHN	NIA	UnitedHealthcare International I B.V.	Ownership	100.000	UnitedHealth Group Incorporated	
00000		00000	98-1199879			UnitedHealthcare Europe S.á.r.l.	UnitedHealthcare Europe S.á.r.l.	LUX	NIA	UnitedHealthcare International IV S.á.r.l.	Ownership	100.000	UnitedHealth Group Incorporated	
00000		00000	98-1099116			UnitedHealthcare India Private Limited	UnitedHealthcare India Private Limited	JND	NIA	UnitedHealthcare International II B.V.	Ownership	99.994	UnitedHealth Group Incorporated	
00000		00000	98-1099116			UnitedHealthcare India Private Limited	UnitedHealthcare India Private Limited	JND	NIA	UnitedHealth International, Inc.	Ownership	0.007	UnitedHealth Group Incorporated	
0707	UnitedHealth Group Incorporated	79413	36-2739571			UnitedHealthcare Insurance Company	UnitedHealthcare Insurance Company	CT	IA	UHC Holdings, Inc.	Ownership	100.000	UnitedHealth Group Incorporated	
0707	UnitedHealth Group Incorporated	60318	36-3800349			UnitedHealthcare Insurance Company of Illinois	UnitedHealthcare Insurance Company of Illinois	IL	IA	UnitedHealthcare Insurance Company	Ownership	100.000	UnitedHealth Group Incorporated	
0707	UnitedHealth Group Incorporated	60093	11-3283886			UnitedHealthcare Insurance Company of New York	UnitedHealthcare Insurance Company of New York	NY	IA	UnitedHealthcare Insurance Company	Ownership	100.000	UnitedHealth Group Incorporated	
0707	UnitedHealth Group Incorporated	12231	20-1902768			UnitedHealthcare Insurance Company of the River Valley	UnitedHealthcare Insurance Company of the River Valley	IL	IA	UnitedHealthcare Services Company of the River Valley, Inc.	Ownership	100.000	UnitedHealth Group Incorporated	
00000		00000	86-0618309			UnitedHealthcare Integrated Services, Inc.	UnitedHealthcare Integrated Services, Inc.	AZ	IA	Ovations, Inc.	Ownership	100.000	UnitedHealth Group Incorporated	
00000		00000	41-1988797			UnitedHealthcare International Asia, LLC	UnitedHealthcare International Asia, LLC		NIA	UnitedHealth Group Incorporated	Ownership	100.000	UnitedHealth Group Incorporated	
00000		00000	98-1100512			UnitedHealthcare International I B.V.	UnitedHealthcare International I B.V.	NLD	NIA	UnitedHealth Group International L.P.	Ownership	100.000	UnitedHealth Group Incorporated	



ANNUAL STATEMENT FOR THE YEAR 2014 OF THE UnitedHealthcare of New England, Inc.

**SCHEDULE Y**  
**PART 1A - DETAIL OF INSURANCE HOLDING COMPANY SYSTEM**

1	2	3	4	5	6	7	8	9	10	11	12	13	14	15
Group Code	Group Name	NAIC Company Code	ID Number	Federal RSSD	CIK	Name of Securities Exchange if Publicly Traded (U.S. or International)	Names of Parent, Subsidiaries Or Affiliates	Domiciliary Location	Relationship to Reporting Entity	Directly Controlled by (Name of Entity/Person)	Type of Control (Ownership, Board, Management, Attorney-in-Fact, Influence, Other)	If Control is Ownership Provide Percentage	Ultimate Controlling Entity(ies)/Person(s)	*
00000		00000	98-1079595			UnitedHealthcare International I S.á.r.l.	UnitedHealthcare International I S.á.r.l.	LUX	NIA	UnitedHealth Group International L.P.	Ownership	100.000	UnitedHealth Group Incorporated	
00000		00000	98-1100980			UnitedHealthcare International II B.V.	UnitedHealthcare International II B.V.	NLD	NIA	UnitedHealthcare International I B.V.	Ownership	100.000	UnitedHealth Group Incorporated	
00000		00000	98-1079459			UnitedHealthcare International II S.á.r.l.	UnitedHealthcare International II S.á.r.l.	LUX	NIA	UnitedHealthcare International I S.á.r.l.	Ownership	100.000	UnitedHealth Group Incorporated	
00000		00000	98-1077436			UnitedHealthcare International III S.á.r.l.	UnitedHealthcare International III S.á.r.l.	LUX	NIA	UnitedHealthcare International II S.á.r.l.	Ownership	100.000	UnitedHealth Group Incorporated	
00000		00000	98-1080926			UnitedHealthcare International IV S.á.r.l.	UnitedHealthcare International IV S.á.r.l.	LUX	NIA	UnitedHealthcare International II S.á.r.l.	Ownership	100.000	UnitedHealth Group Incorporated	
.0707	UnitedHealth Group Incorporated	97179	86-0207231			UnitedHealthcare Life insurance Company	UnitedHealthcare Life insurance Company	WI	IA	Golden Rule Financial Corporation	Ownership	100.000	UnitedHealth Group Incorporated	
.0707	UnitedHealth Group Incorporated	95784	63-0899562			UnitedHealthcare of Alabama, Inc.	UnitedHealthcare of Alabama, Inc.	AL	IA	UnitedHealthcare, Inc.	Ownership	100.000	UnitedHealth Group Incorporated	
.0707	UnitedHealth Group Incorporated	96016	86-0507074			UnitedHealthcare of Arizona, Inc.	UnitedHealthcare of Arizona, Inc.	AZ	IA	UnitedHealthcare, Inc.	Ownership	100.000	UnitedHealth Group Incorporated	
.0707	UnitedHealth Group Incorporated	95446	63-1036819			UnitedHealthcare of Arkansas, Inc.	UnitedHealthcare of Arkansas, Inc.	AR	IA	UnitedHealthcare, Inc.	Ownership	100.000	UnitedHealth Group Incorporated	
.0707	UnitedHealth Group Incorporated	95090	84-1004639			UnitedHealthcare of Colorado, Inc.	UnitedHealthcare of Colorado, Inc.	CO	IA	UnitedHealthcare, Inc.	Ownership	100.000	UnitedHealth Group Incorporated	
.0707	UnitedHealth Group Incorporated	95264	59-1293865			UnitedHealthcare of Florida, Inc.	UnitedHealthcare of Florida, Inc.	FL	IA	UnitedHealthcare, Inc.	Ownership	100.000	UnitedHealth Group Incorporated	
.0707	UnitedHealth Group Incorporated	95850	58-1653544			UnitedHealthcare of Georgia, Inc.	UnitedHealthcare of Georgia, Inc.	GA	IA	UnitedHealthcare, Inc.	Ownership	100.000	UnitedHealth Group Incorporated	8
.0707	UnitedHealth Group Incorporated	95776	36-3280214			UnitedHealthcare of Illinois, Inc.	UnitedHealthcare of Illinois, Inc.	IL	IA	UnitedHealthcare, Inc.	Ownership	100.000	UnitedHealth Group Incorporated	8
.0707	UnitedHealth Group Incorporated	96644	62-1240316			UnitedHealthcare of Kentucky, Ltd.	UnitedHealthcare of Kentucky, Ltd.	KY	IA	United HealthCare Services, Inc.	Ownership	94.180	UnitedHealth Group Incorporated	9
.0707	UnitedHealth Group Incorporated	96644	62-1240316			UnitedHealthcare of Kentucky, Ltd.	UnitedHealthcare of Kentucky, Ltd.	KY	IA	UnitedHealthcare, Inc.	Ownership	5.820	UnitedHealth Group Incorporated	9
.0707	UnitedHealth Group Incorporated	95833	72-1074008			UnitedHealthcare of Louisiana, Inc.	UnitedHealthcare of Louisiana, Inc.	LA	IA	UnitedHealthcare, Inc.	Ownership	100.000	UnitedHealth Group Incorporated	
.0707	UnitedHealth Group Incorporated	95716	63-1036817			UnitedHealthcare of Mississippi, Inc.	UnitedHealthcare of Mississippi, Inc.	MS	IA	UnitedHealthcare, Inc.	Ownership	100.000	UnitedHealth Group Incorporated	
.0707	UnitedHealth Group Incorporated	95149	05-0413469			UnitedHealthcare of New England, Inc.	UnitedHealthcare of New England, Inc.	RI	RE	United HealthCare Services, Inc.	Ownership	100.000	UnitedHealth Group Incorporated	
.0707	UnitedHealth Group Incorporated	13214	26-2697886			UnitedHealthcare of New Mexico, Inc.	UnitedHealthcare of New Mexico, Inc.	NM	IA	UnitedHealthcare Insurance Company	Ownership	100.000	UnitedHealth Group Incorporated	
.0707	UnitedHealth Group Incorporated	95085	06-1172891			UnitedHealthcare of New York, Inc.	UnitedHealthcare of New York, Inc.	NY	IA	AmeriChoice Corporation	Ownership	100.000	UnitedHealth Group Incorporated	
.0707	UnitedHealth Group Incorporated	95103	56-1461010			UnitedHealthcare of North Carolina, Inc.	UnitedHealthcare of North Carolina, Inc.	NC	IA	UnitedHealthcare, Inc.	Ownership	100.000	UnitedHealth Group Incorporated	
.0707	UnitedHealth Group Incorporated	95186	31-1142815			UnitedHealthcare of Ohio, Inc.	UnitedHealthcare of Ohio, Inc.	OH	IA	United HealthCare Services, Inc.	Ownership	100.000	UnitedHealth Group Incorporated	
.0707	UnitedHealth Group Incorporated	96903	33-0115166			UnitedHealthcare of Oklahoma, Inc.	UnitedHealthcare of Oklahoma, Inc.	OK	IA	United HealthCare Services, Inc.	Ownership	100.000	UnitedHealth Group Incorporated	

ANNUAL STATEMENT FOR THE YEAR 2014 OF THE UnitedHealthcare of New England, Inc.

**SCHEDULE Y**  
**PART 1A - DETAIL OF INSURANCE HOLDING COMPANY SYSTEM**

1	2	3	4	5	6	7	8	9	10	11	12	13	14	15
Group Code	Group Name	NAIC Company Code	ID Number	Federal RSSD	CIK	Name of Securities Exchange if Publicly Traded (U.S. or International)	Names of Parent, Subsidiaries Or Affiliates	Domiciliary Location	Relationship to Reporting Entity	Directly Controlled by (Name of Entity/Person)	Type of Control (Ownership, Board, Management, Attorney-in-Fact, Influence, Other)	If Control is Ownership Provide Percentage	Ultimate Controlling Entity(ies)/Person(s)	*
...0707	UnitedHealth Group Incorporated	...95893	93-0938819	.....	.....	UnitedHealthcare of Oregon, Inc.	UnitedHealthcare of Oregon, Inc.	..OR	...IA	United HealthCare Services, Inc.	Ownership	..100.000	UnitedHealth Group Incorporated	.....
...0707	UnitedHealth Group Incorporated	...95220	25-1756858	.....	.....	UnitedHealthcare of Pennsylvania, Inc.	UnitedHealthcare of Pennsylvania, Inc.	..PA	...IA	Three Rivers Holdings, Inc.	Ownership	..100.000	UnitedHealth Group Incorporated	.....
...0707	UnitedHealth Group Incorporated	...95765	95-3939697	.....	.....	UnitedHealthcare of Texas, Inc.	UnitedHealthcare of Texas, Inc.	..TX	...IA	UnitedHealthcare, Inc.	Ownership	..100.000	UnitedHealth Group Incorporated	.....
...0707	UnitedHealth Group Incorporated	...95025	52-1130183	.....	.....	UnitedHealthcare of the Mid-Atlantic, Inc.	UnitedHealthcare of the Mid-Atlantic, Inc.	..MD	...IA	UnitedHealthcare, Inc.	Ownership	..100.000	UnitedHealth Group Incorporated	.....
...0707	UnitedHealth Group Incorporated	...95591	47-0676824	.....	.....	UnitedHealthcare of the Midlands, Inc.	UnitedHealthcare of the Midlands, Inc.	..NE	...IA	UnitedHealthcare, Inc.	Ownership	..100.000	UnitedHealth Group Incorporated	.....
...0707	UnitedHealth Group Incorporated	...96385	43-1361841	.....	.....	UnitedHealthcare of the Midwest, Inc.	UnitedHealthcare of the Midwest, Inc.	..MO	...IA	UnitedHealthcare, Inc.	Ownership	..100.000	UnitedHealth Group Incorporated	.....
...0707	UnitedHealth Group Incorporated	...95501	41-1488563	.....	.....	UnitedHealthcare of Utah, Inc.	UnitedHealthcare of Utah, Inc.	..UT	...IA	UnitedHealthcare, Inc.	Ownership	..100.000	UnitedHealth Group Incorporated	.....
...0707	UnitedHealth Group Incorporated	...48038	91-1312551	.....	.....	UnitedHealthcare of Washington, Inc.	UnitedHealthcare of Washington, Inc.	..WA	...IA	United HealthCare Services, Inc.	Ownership	..100.000	UnitedHealth Group Incorporated	.....
...0707	UnitedHealth Group Incorporated	...95710	39-1555888	.....	.....	UnitedHealthcare of Wisconsin, Inc.	UnitedHealthcare of Wisconsin, Inc.	..WI	...IA	UnitedHealthcare, Inc.	Ownership	..100.000	UnitedHealth Group Incorporated	.....
...0707	UnitedHealth Group Incorporated	...95378	36-3379945	.....	.....	UnitedHealthcare Plan of the River Valley, Inc.	UnitedHealthcare Plan of the River Valley, Inc.	..IL	...IA	UnitedHealthcare Services Company of the River Valley, Inc.	Ownership	..100.000	UnitedHealth Group Incorporated	.....
00000	.....	...00000	47-0854646	.....	.....	UnitedHealthcare Service LLC	UnitedHealthcare Service LLC	.....	...NIA	UnitedHealthcare Insurance Company	Ownership	..100.000	UnitedHealth Group Incorporated	.....
00000	.....	...00000	36-3355110	.....	.....	UnitedHealthcare Services Company of the River Valley, Inc.	UnitedHealthcare Services Company of the River Valley, Inc.	.....	...NIA	UnitedHealthcare, Inc.	Ownership	..100.000	UnitedHealth Group Incorporated	.....
00000	.....	...00000	01-0518346	.....	.....	UnitedHealthcare Specialty Benefits, LLC	UnitedHealthcare Specialty Benefits, LLC	.....	...NIA	Specialty Benefits, LLC	Ownership	..100.000	UnitedHealth Group Incorporated	.....
00000	.....	...00000	41-1922511	.....	.....	UnitedHealthcare, Inc.	UnitedHealthcare, Inc.	.....	...NIA	United HealthCare Services, Inc.	Ownership	..100.000	UnitedHealth Group Incorporated	.....
00000	.....	...00000	37-0920164	.....	.....	UnitedHealthOne Agency, Inc.	UnitedHealthOne Agency, Inc.	.....	...NIA	Golden Rule Financial Corporation	Ownership	..100.000	UnitedHealth Group Incorporated	.....
00000	.....	...00000	87-0757396	.....	.....	Valley Physicians Network, Inc.	Valley Physicians Network, Inc.	.....	...NIA	PrimeCare Medical Network, Inc.	Ownership	..100.000	UnitedHealth Group Incorporated	.....
00000	.....	...00000	74-2797745	.....	.....	WellMed Medical Management of Florida, Inc.	WellMed Medical Management of Florida, Inc.	.....	...NIA	WellMed Medical Management, Inc.	Ownership	..100.000	UnitedHealth Group Incorporated	.....
00000	.....	...00000	74-2786364	.....	.....	WellMed Medical Management, Inc.	WellMed Medical Management, Inc.	.....	...NIA	Collaborative Care Holdings, LLC	Ownership	..80.000	UnitedHealth Group Incorporated	...1
00000	.....	...00000	45-0636596	.....	.....	WESTMED Practice Partners LLC	WESTMED Practice Partners LLC	.....	...NIA	Collaborative Care Holdings, LLC	Ownership	..86.150	UnitedHealth Group Incorporated	...1
00000	.....	...00000	52-2102846	.....	.....	XLHealth Corporation	XLHealth Corporation	.....	...NIA	United HealthCare Services, Inc.	Ownership	..100.000	UnitedHealth Group Incorporated	.....
00000	.....	...00000	98-1107695	.....	.....	XLHealth Corporation India Private Limited	XLHealth Corporation India Private Limited	..JND	...NIA	XLHealth Corporation	Ownership	..100.000	UnitedHealth Group Incorporated	.....
00000	.....	...00000	11-3764012	.....	.....	Your Health Options Insurance Services, Inc.	Your Health Options Insurance Services, Inc.	.....	...NIA	PrimeCare Medical Network, Inc.	Ownership	..100.000	UnitedHealth Group Incorporated	.....
00000	.....	...00000	27-0172594	.....	.....	Your Partner in Health Services, Inc.	Your Partner in Health Services, Inc.	.....	...NIA	North American Medical Management - Illinois, Inc.	Ownership	..100.000	UnitedHealth Group Incorporated	.....

41.14

ANNUAL STATEMENT FOR THE YEAR 2014 OF THE UnitedHealthcare of New England, Inc.

Asterisk	Explanation
1	The remaining percentage is owned by a non-affiliated company.
2	The remaining percentage is owned by an officer of the company.
3	The remaining percentage is owned by the former majority shareholders of the company.
4	The remaining 50% is owned by 28 individual partners.
5	The remaining 1.070% owned by external shareholders and 0.042571% owned by Treasury Shares.
6	The remaining percentage is owned by an external shareholder(s).
7	The remaining 35% is owned jointly and equally by five (5) non-affiliated companies.
8	The limited partners of UnitedHealth Group International, L.P. include FMG Holdings, LLC (14.9292%), Hygeia Corporation (DE) (0.2028%) and UnitedHealth Group Incorporated (84.8680%). UnitedHealth Group International GP is the general partner of UnitedHealth Group International, L.P.
9	The general partnership interest of 89.77% is held by United HealthCare Services, Inc. (UHS) and 10.23% is held by UnitedHealthcare, Inc. (UHC). UHS also holds 100% of the limited partnership interests. When combining general and limited partner interests, UHS owns 94.18% and UHC owns 5.83%.

**SCHEDULE Y**

**PART 2 - SUMMARY OF INSURER'S TRANSACTIONS WITH ANY AFFILIATES**

1	2	3	4	5	6	7	8	9	10	11	12	13
NAIC Company Code	ID Number	Names of Insurers and Parent, Subsidiaries or Affiliates	Shareholder Dividends	Capital Contributions	Purchases, Sales or Exchanges of Loans, Securities, Real Estate, Mortgage Loans or Other Investments	Income/ (Disbursements) Incurred in Connection with Guarantees or Undertakings for the Benefit of any Affiliate(s)	Management Agreements and Service Contracts	Income/ (Disbursements) Incurred Under Reinsurance Agreements	*	Any Other Material Activity Not in the Ordinary Course of the Insurer's Business	Totals	Reinsurance Recoverable/ (Payable) on Losses and/or Reserve Credit Taken/(Liability)
	41-1913523	ACN Group IPA of New York, Inc.					3,046,712				3,046,712	
	27-0015861	ACN Group of California, Inc.	(1,100,000)				5,656,865				4,556,865	
82406	35-1665915	All Savers Insurance Company		10,000,000			(11,577,455)				(1,577,455)	
73130	35-1744596	All Savers Life Insurance Company of California	(3,000,000)				(26,471)				(3,026,471)	
13178	26-2481299	AmeriChoice of Connecticut, Inc.					109,095				109,095	
13168	26-2688274	AmeriChoice of Georgia, Inc.					777				777	
95497	22-3368602	AmeriChoice of New Jersey, Inc.	(54,000,000)				(226,155,178)				(280,155,178)	
	86-0813232	APIPA	(25,000,000)	14,000,000			(174,407,008)				(185,407,008)	
	88-0267857	Behavioral Healthcare Options, Inc.					14,846,871				14,846,871	
12313	20-2412936	Care Improvement Plus of Maryland, Inc.					(277,847)				(277,847)	
12558	45-4976934	Care Improvement Plus of Texas Insurance Company	(13,000,000)				(154,895,622)				(167,895,622)	
12567	20-3888112	Care Improvement Plus South Central Insurance Company	(81,000,000)				(418,029,381)				(499,029,381)	
14041	27-5038136	Care Improvement Plus Wisconsin Insurance Company		7,000,000			(6,369,580)				630,420	
11836	13-4247706	Citrus Health Care, Inc.					(28)				(28)	
	52-1452809	Dental Benefit Providers of California, Inc.	(10,000,000)				(3,111,848)				(13,111,848)	
52053	36-4008355	Dental Benefit Providers of Illinois, Inc.					(406,842)				(406,842)	
	41-2014834	Dental Benefit Providers, Inc.					48,179,787				48,179,787	
	88-0223385	Family Health Care Services					27,449,654				27,449,654	
	88-0257036	Family Home Hospice, Inc.					784,353				784,353	
	37-0855360	Golden Rule Financial Corporation		(37,000,000)							(37,000,000)	
62286	37-6028756	Golden Rule Insurance Company	(75,000,000)				(236,503,904)				(311,503,904)	
	98-0213198	H&W Indemnity (SPC), Ltd.						(3,657,712)			(3,657,712)	10,387,148
43893	13-3584296	Health Net Insurance of New York, Inc.					211,770				211,770	
96342	88-0201035	Health Plan of Nevada	(96,000,000)				(720,938,485)	(606,317)			(817,544,802)	141,676
	13-4138668	INSPIRIS of New York IPA, Inc.					223,046,027				223,046,027	
	45-3143218	Lifepoint East, Inc.					49,703,140				49,703,140	
	27-2309024	Lifepoint Health, Inc.					859,027,615				859,027,615	
60321	52-1803283	MAMSI Life and Health Insurance Company					(5,913,248)	115,280			(5,797,968)	234,284
96310	52-1169135	MD-Individual Practice Association, Inc.	(20,000,000)				(47,220,003)	(138,022)			(67,358,025)	1,047,436
12756	20-3391186	Medica Health Plans of Florida, Inc.					(457,514)				(457,514)	
12155	01-0788576	Medica HealthCare Plans, Inc.		15,000,000			(30,950,131)				(15,950,131)	
79480	35-1279304	Midwest Security Life Insurance Company					225,326				225,326	
	45-3142852	Monarch Management Services, Inc.					126,616,324				126,616,324	
95251	76-0196559	National Pacific Dental, Inc.	(2,700,000)				(3,132,694)				(5,832,694)	
95123	65-0996107	Neighborhood Health Partnership, Inc.	(29,500,000)				(52,522,052)				(82,022,052)	
95758	88-0228572	Nevada Pacific Dental					(444,085)				(444,085)	
96940	52-1518174	Optimum Choice, Inc.	(12,500,000)				(32,317,956)	(372,308)			(45,190,264)	76,972
	41-1591944	OptumHealth Care Solutions, Inc.					123,427,287				123,427,287	

**SCHEDULE Y**

**PART 2 - SUMMARY OF INSURER'S TRANSACTIONS WITH ANY AFFILIATES**

1	2	3	4	5	6	7	8	9	10	11	12	13
NAIC Company Code	ID Number	Names of Insurers and Parent, Subsidiaries or Affiliates	Shareholder Dividends	Capital Contributions	Purchases, Sales or Exchanges of Loans, Securities, Real Estate, Mortgage Loans or Other Investments	Income/ (Disbursements) Incurred in Connection with Guarantees or Undertakings for the Benefit of any Affiliate(s)	Management Agreements and Service Contracts	Income/ (Disbursements) Incurred Under Reinsurance Agreements	*	Any Other Material Activity Not in the Ordinary Course of the Insurer's Business	Totals	Reinsurance Recoverable/ (Payable) on Losses and/or Reserve Credit Taken/(Liability)
	41-1858498	OptumInsight, Inc.					190,907,182				190,907,182	
	33-0441200	OptumRx, Inc.					884,641,597				884,641,597	
	78026	Oxford Health Insurance, Inc.	(202,000,000)				(422,856,721)	(49,115,971)			(673,972,692)	9,656,346
	96798	Oxford Health Plans (CT), Inc.	(36,500,000)				(64,883,494)	(992,513)			(102,376,007)	309,219
	95506	Oxford Health Plans (NJ), Inc.	(33,000,000)				(133,253,368)	2,777,071			(163,476,297)	7,527,062
	95479	Oxford Health Plans (NY), Inc.	(125,000,000)				(162,005,244)				(287,005,244)	
	70785	PacifiCare Life and Health Insurance Company	(409,000,000)				(4,934,206)	142			(413,934,064)	12,011
	84506	PacifiCare Life Assurance Company					263,246				263,246	
	95617	PacifiCare of Arizona, Inc.	(9,000,000)				(333,307,961)	(988,491)			(343,296,452)	
	95434	PacifiCare of Colorado, Inc.	(50,000,000)				(133,892,598)	(930,305)			(184,822,903)	
	95685	PacifiCare of Nevada, Inc.		10,000,000			(12,132,102)	(1,306,136)			(3,438,238)	
	11494	Physicians Health Choice of Texas, LLC					(26,065,691)	(1,842,646)			(27,908,337)	401,245
	26-1845018	Preferred Care Partners Medical Group, Inc.					4,281,840				4,281,840	
	11176	Preferred Care Partners, Inc.					(69,986,758)				(69,986,758)	
	33-0607478	PrimeCare Medical Network, Inc.					211,417,552				211,417,552	
	71420	Sierra Health and Life Insurance Company	(11,500,000)				(103,691,177)	147,033			(115,044,144)	(57,676)
	88-0385705	Sierra Home Medical Products, Inc.					32,264,999				32,264,999	
	88-0201420	Southwest Medical Associates, Inc.					573,892,416				573,892,416	
	52-1260282	Spectera, Inc.					8,766,569				8,766,569	
	94-3077084	U.S. Behavioral Health Plan, California	(60,000,000)				39,597,353				(20,402,647)	
	91529	Unimerica Insurance Company	(67,500,000)				(62,195,100)	49,975,270			(79,719,830)	(64,861,019)
	11596	Unimerica Life Insurance Company of New York					(1,271,816)				(1,271,816)	
	20-5917714	Unison Health Plan of Delaware, Inc.	(10,000,000)				(60,188,989)				(70,188,989)	(1,694,884)
	13032	Unison Health Plan of the Capital Area, Inc.	(10,000,000)				215,930	(11,140)			(9,795,210)	669
	94-2649097	United Behavioral Health					756,068,656				756,068,656	
	41-1289245	United HealthCare Services, Inc.	3,281,300,000	(169,153,287)			7,756,947,361				10,869,094,074	
	41-1321939	UnitedHealth Group Incorporated	474,500,000				2,618,028,854				3,092,528,854	
	95174	UnitedHealthcare Benefits of Texas, Inc.	(149,000,000)				(292,480,182)	(2,399,146)			(443,879,328)	3,818,058
	12323	UnitedHealthcare Community Plan of Ohio, Inc.	(24,000,000)				(177,367,044)	4,971,327			(196,395,717)	10,223,032
	11141	UnitedHealthcare Community Plan of Texas, L.L.C.	(15,000,000)				(204,440,677)	(3,928,201)			(223,368,878)	7,985,839
	95467	UnitedHealthcare Community Plan, Inc.					(107,237,632)	41,795			(107,195,837)	963,337
	79413	UnitedHealthcare Insurance Company	(1,268,000,000)	70,853,287			(5,608,979,780)	115,892,491			(6,690,234,002)	(375,419,303)
	60318	UnitedHealthcare Insurance Company of Illinois					(96,152,024)	(732,025)			(96,884,049)	3,604,612
	60093	UnitedHealthcare Insurance Company of New York	(210,000,000)				(277,245,622)	(87,905,688)			(575,151,310)	296,945,696
	12231	UnitedHealthcare Insurance Company of the River Valley					(54,923,623)	(1,034,435)			(55,958,058)	58,550

42.1

ANNUAL STATEMENT FOR THE YEAR 2014 OF THE UnitedHealthcare of New England, Inc.

**SCHEDULE Y**

**PART 2 - SUMMARY OF INSURER'S TRANSACTIONS WITH ANY AFFILIATES**

1	2	3	4	5	6	7	8	9	10	11	12	13
NAIC Company Code	ID Number	Names of Insurers and Parent, Subsidiaries or Affiliates	Shareholder Dividends	Capital Contributions	Purchases, Sales or Exchanges of Loans, Securities, Real Estate, Mortgage Loans or Other Investments	Income/ (Disbursements) Incurred in Connection with Guarantees or Undertakings for the Benefit of any Affiliate(s)	Management Agreements and Service Contracts	Income/ (Disbursements) Incurred Under Reinsurance Agreements	*	Any Other Material Activity Not in the Ordinary Course of the Insurer's Business	Totals	Reinsurance Recoverable/ (Payable) on Losses and/or Reserve Credit Taken/(Liability)
	86-0618309	UnitedHealthcare Integrated Services, Inc.					(30,321,071)				(30,321,071)	
97179	86-0207231	UnitedHealthcare Life insurance Company		27,000,000			(8,352,374)	(142)			18,647,484	(12,011)
95784	63-0899562	UnitedHealthcare of Alabama, Inc.	(31,000,000)				(72,426,003)	(432,086)			(103,858,089)	
96016	86-0507074	UnitedHealthcare of Arizona, Inc.					(45,151,868)	(325,799)			(45,477,667)	
95446	63-1036819	UnitedHealthcare of Arkansas, Inc.	(1,800,000)				(1,413,313)	(9,250)			(3,222,563)	
	95-2931460	UnitedHealthcare of California, Inc.	(250,000,000)				(966,520,369)				(1,216,520,369)	
95090	84-1004639	UnitedHealthcare of Colorado, Inc.					(5,136,656)	(32,780)			(5,169,436)	
95264	59-1293865	UnitedHealthcare of Florida, Inc.		115,000,000			(248,218,875)	(2,341,837)			(135,560,712)	
95850	58-1653544	UnitedHealthcare of Georgia, Inc.	(2,400,000)				(20,275,019)	(124,047)			(22,799,066)	
95776	36-3280214	UnitedHealthcare of Illinois, Inc.	(6,600,000)				(11,628,203)	(303,326)			(18,531,529)	7,371
96644	62-1240316	UnitedHealthcare of Kentucky, Ltd.	(1,200,000)	3,300,000			(7,835,042)	(86,987)			(5,822,029)	
95833	72-1074008	UnitedHealthcare of Louisiana, Inc.		5,000,000			(37,362,103)	(53,758)			(32,415,861)	12,199
95716	63-1036817	UnitedHealthcare of Mississippi, Inc.		25,000,000			(29,686,004)	(2,728,723)			(7,414,727)	5,387,354
95149	05-0413469	UnitedHealthcare of New England, Inc.					(135,233,712)	310,426			(134,923,286)	3,176,669
13214	26-2697886	UnitedHealthcare of New Mexico	(20,000,000)				(103,538,998)				(123,538,998)	230,000
95085	06-1172891	UnitedHealthcare of New York, Inc.	(90,000,000)				(515,902,172)				(605,902,172)	
95103	56-1461010	UnitedHealthcare of North Carolina, Inc.	(39,000,000)				(206,116,805)	(1,116,604)			(246,233,409)	
95186	31-1142815	UnitedHealthcare of Ohio, Inc.	(12,500,000)				(138,450,646)	(880,610)			(151,831,256)	
96903	33-0115166	UnitedHealthcare of Oklahoma, Inc.	(21,000,000)				(51,327,907)				(72,327,907)	
95893	93-0938819	UnitedHealthcare of Oregon, Inc.	(7,000,000)				(30,500,738)				(37,500,738)	
95220	25-1756858	UnitedHealthcare of Pennsylvania, Inc.	(14,000,000)				(95,382,278)				(109,382,278)	
95765	95-3939697	UnitedHealthcare of Texas, Inc.					(91,987)	(8,393)			(100,380)	738
95025	52-1130183	UnitedHealthcare of the Mid-Atlantic, Inc.					(131,812,730)	(1,229,201)			(133,041,931)	3,064
95591	47-0676824	UnitedHealthcare of the Midlands, Inc.	(9,500,000)				(40,129,132)	(1,032,367)			(50,661,499)	
96385	43-1361841	UnitedHealthcare of the Midwest, Inc.					(229,695,716)	(1,606,060)			(231,301,776)	79,834,306
95501	41-1488563	UnitedHealthcare of Utah, Inc.		12,000,000			(49,327,987)	(343,645)			(37,671,632)	
48038	91-1312551	UnitedHealthcare of Washington, Inc.		70,000,000			(144,490,695)				(74,490,695)	
95710	39-1555888	UnitedHealthcare of Wisconsin, Inc.	(15,500,000)				(262,043,653)	(1,358,857)			(278,902,510)	
95378	36-3379945	UnitedHealthcare Plan of the River Valley, Inc.	(147,000,000)				(529,233,354)	(4,255,307)			(680,488,661)	
	47-0854646	UnitedHealthcare Service LLC					1,014,236				1,014,236	
	41-1922511	UnitedHealthcare, Inc.	25,000,000	(171,000,000)							(146,000,000)	
	74-2786364	WellMed Medical Management, Inc.					122,115,157				122,115,157	
	52-2102846	XLHealth Corporation		(7,000,000)							(7,000,000)	
9999999	Control Totals		0	0	0	0	(1)	0	xxx	0	(1)	0

42.2

# SUPPLEMENTAL EXHIBITS AND SCHEDULES INTERROGATORIES

The following supplemental reports are required to be filed as part of your statement filing unless specifically waived by the domiciliary state. However, in the event that your domiciliary state waives the filing requirement, your response of WAIVED to the specific interrogatory will be accepted in lieu of filing a "NONE" report and a bar code will be printed below. If the supplement is required of your company but is not being filed for whatever reason enter SEE EXPLANATION and provide an explanation following the interrogatory questions.









	Responses
<b>MARCH FILING</b>	
1. Will the Supplemental Compensation Exhibit be filed with the state of domicile by March 1? .....	YES
2. Will an actuarial opinion be filed by March 1? .....	YES
3. Will the confidential Risk-based Capital Report be filed with the NAIC by March 1?.....	YES
4. Will the confidential Risk-based Capital Report be filed with the state of domicile, if required, by March 1?.....	YES
<b>APRIL FILING</b>	
5. Will Management's Discussion and Analysis be filed by April 1? .....	YES
6. Will the Supplemental Investment Risks Interrogatories be filed by April 1? .....	YES
7. Will the Accident and Health Policy Experience Exhibit be filed by April 1? .....	YES
<b>JUNE FILING</b>	
8. Will an audited financial report be filed by June 1? .....	YES
9. Will Accountant's Letter of Qualifications be filed with the state of domicile and electronically with the NAIC by June 1? .....	YES
<b>AUGUST FILING</b>	
10. Will Communication of Internal Control Related Matters Noted in Audit be filed with the state of domicile by August 1? .....	YES

The following supplemental reports are required to be filed as part of your annual statement filing. However, in the event that your company does not transact the type of business for which the special report must be filed, your response of NO to the specific interrogatory will be accepted in lieu of filing a "NONE" report and a bar code will be printed below. If the supplement is required of your company but is not being filed for whatever reason enter SEE EXPLANATION and provide an explanation following the interrogatory questions.

<b>MARCH FILING</b>	
11. Will the Medicare Supplement Insurance Experience Exhibit be filed with the state of domicile and the NAIC by March 1? .....	NO
12. Will the Supplemental Life data due March 1 be filed with the state of domicile and the NAIC? .....	NO
13. Will the Supplemental Property/Casualty data due March 1 be filed with the state of domicile and the NAIC?.....	NO
14. Will Schedule SIS (Stockholder Information Supplement) be filed with the state of domicile by March 1?.....	NO
15. Will the actuarial opinion on participating and non-participating policies as required in Interrogatories 1 and 2 on Exhibit 5 to Life Supplement be filed with the state of domicile and electronically with the NAIC by March 1?.....	NO
16. Will the actuarial opinion on non-guaranteed elements as required in Interrogatory 3 to Exhibit 5 to Life Supplement be filed with the state of domicile and electronically with the NAIC by March 1?.....	NO
17. Will the Medicare Part D Coverage Supplement be filed with the state of domicile and the NAIC by March 1?.....	NO
18. Will an approval from the reporting entity's state of domicile for relief related to the five-year rotation requirement for lead audit partner be filed electronically with the NAIC by March 1? .....	NO
19. Will an approval from the reporting entity's state of domicile for relief related to the one-year cooling off period for independent CPA be filed electronically with the NAIC by March 1? .....	NO
20. Will an approval from the reporting entity's state of domicile for relief related to the Requirements for Audit Committees be filed electronically with the NAIC by March 1?.....	NO
<b>APRIL FILING</b>	
21. Will the Long-Term Care Experience Reporting Forms be filed with the state of domicile and the NAIC by April 1? .....	NO
22. Will the Supplemental Life data due April 1 be filed with the state of domicile and the NAIC? .....	NO
23. Will the Supplemental Property/Casualty Insurance Expense Exhibit due April 1 be filed with any state that requires it, and, if so, the NAIC? .....	NO
24. Will the Supplemental Health Care Exhibit (Parts 1, 2 and 3) be filed with the state of domicile and the NAIC by April 1? .....	NO
25. Will the regulator only (non-public) Supplemental Health Care Exhibit's Expense Allocation Report be filed with the state of domicile and the NAIC by April 1? .....	YES
<b>AUGUST FILING</b>	
26. Will Management's Report of Internal Control Over Financial Reporting be filed with the state of domicile by August 1? .....	YES

- Explanations:
- 11.
  - 12.
  - 13.
  - 14.
  - 15.
  - 16.
  - 17.
  - 18.
  - 19.
  - 20.
  - 21.
  - 22.
  - 23.
  - 24.

Bar Codes:

11. Medicare Supplement Insurance Experience Exhibit [Document Identifier 360]	
12. Life Supplement [Document Identifier 205]	
13. Property/Casualty Supplement [Document Identifier 207]	
14. SIS Stockholder Information Supplement [Document Identifier 420]	
15. Participating Opinion for Exhibit 5 [Document Identifier 371]	
16. Non-Guaranteed Opinion for Exhibit 5 [Document Identifier 370]	
17. Medicare Part D Coverage Supplement [Document Identifier 365]	
18. Relief from the five-year rotation requirement for lead audit partner [Document Identifier 224]	

## SUPPLEMENTAL EXHIBITS AND SCHEDULES INTERROGATORIES

19. Relief from the one-year cooling off period for independent CPA  
[Document Identifier 225]



20. Relief from the Requirements for Audit Committees [Document Identifier 226]



21. Long-Term Care Experience Reporting Forms [Document Identifier 306]



22. Life Supplement [Document Identifier 211]



23. Property/Casualty Supplement Insurance Expense Exhibit  
[Document Identifier 213]



24. Supplemental Health Care Exhibit (Parts 1, 2 and 3) [Document Identifier 216]





## ALPHABETICAL INDEX

### ANNUAL STATEMENT BLANK

Analysis of Operations By Lines of Business .....	7
Assets .....	2
Cash Flow .....	6
Exhibit 1 - Enrollment By Product Type for Health Business Only .....	17
Exhibit 2 - Accident and Health Premiums Due and Unpaid .....	18
Exhibit 3 - Health Care Receivables .....	19
Exhibit 3A - Analysis of Health Care Receivables Collected and Accrued .....	20
Exhibit 4 - Claims Unpaid and Incentive Pool, Withhold and Bonus .....	21
Exhibit 5 - Amounts Due From Parent, Subsidiaries and Affiliates .....	22
Exhibit 6 - Amounts Due To Parent, Subsidiaries and Affiliates .....	23
Exhibit 7 - Part 1 - Summary of Transactions With Providers .....	24
Exhibit 7 - Part 2 - Summary of Transactions With Intermediaries .....	24
Exhibit 8 - Furniture, Equipment and Supplies Owned .....	25
Exhibit of Capital Gains (Losses) .....	15
Exhibit of Net Investment Income .....	15
Exhibit of Nonadmitted Assets .....	16
Exhibit of Premiums, Enrollment and Utilization (State Page) .....	30
Five-Year Historical Data .....	29
General Interrogatories .....	27
Jurat Page .....	1
Liabilities, Capital and Surplus .....	3
Notes To Financial Statements .....	26
Overflow Page For Write-ins .....	44
Schedule A - Part 1 .....	E01
Schedule A - Part 2 .....	E02
Schedule A - Part 3 .....	E03
Schedule A - Verification Between Years .....	SI02
Schedule B - Part 1 .....	E04
Schedule B - Part 2 .....	E05
Schedule B - Part 3 .....	E06
Schedule B - Verification Between Years .....	SI02
Schedule BA - Part 1 .....	E07
Schedule BA - Part 2 .....	E08
Schedule BA - Part 3 .....	E09
Schedule BA - Verification Between Years .....	SI03
Schedule D - Part 1 .....	E10
Schedule D - Part 1A - Section 1 .....	SI05
Schedule D - Part 1A - Section 2 .....	SI08
Schedule D - Part 2 - Section 1 .....	E11
Schedule D - Part 2 - Section 2 .....	E12
Schedule D - Part 3 .....	E13
Schedule D - Part 4 .....	E14
Schedule D - Part 5 .....	E15
Schedule D - Part 6 - Section 1 .....	E16
Schedule D - Part 6 - Section 2 .....	E16
Schedule D - Summary By Country .....	SI04
Schedule D - Verification Between Years .....	SI03
Schedule DA - Part 1 .....	E17
Schedule DA - Verification Between Years .....	SI10
Schedule DB - Part A - Section 1 .....	E18
Schedule DB - Part A - Section 2 .....	E19
Schedule DB - Part A - Verification Between Years .....	SI11
Schedule DB - Part B - Section 1 .....	E20
Schedule DB - Part B - Section 2 .....	E21
Schedule DB - Part B - Verification Between Years .....	SI11
Schedule DB - Part C - Section 1 .....	SI12
Schedule DB - Part C - Section 2 .....	SI13
Schedule DB - Part D - Section 1 .....	E22
Schedule DB - Part D - Section 2 .....	E23
Schedule DB - Verification .....	SI14
Schedule DL - Part 1 .....	E24
Schedule DL - Part 2 .....	E25
Schedule E - Part 1 - Cash .....	E26
Schedule E - Part 2 - Cash Equivalents .....	E27
Schedule E - Part 3 - Special Deposits .....	E28
Schedule E - Verification Between Years .....	SI15

**ANNUAL STATEMENT BLANK (Continued)**

Schedule S - Part 1 - Section 2 .....	31
Schedule S - Part 2 .....	32
Schedule S - Part 3 - Section 2 .....	33
Schedule S - Part 4 .....	34
Schedule S - Part 5 .....	35
Schedule S - Part 6 .....	36
Schedule S - Part 7 .....	37
Schedule T - Part 2 - Interstate Compact .....	39
Schedule T - Premiums and Other Considerations .....	38
Schedule Y - Information Concerning Activities of Insurer Members of a Holding Company Group .....	40
Schedule Y - Part 1A - Detail of Insurance Holding Company System .....	41
Schedule Y - Part 2 - Summary of Insurer's Transactions With Any Affiliates .....	42
Statement of Revenue and Expenses .....	4
Summary Investment Schedule .....	SI01
Supplemental Exhibits and Schedules Interrogatories .....	43
Underwriting and Investment Exhibit - Part 1 .....	8
Underwriting and Investment Exhibit - Part 2 .....	9
Underwriting and Investment Exhibit - Part 2A .....	10
Underwriting and Investment Exhibit - Part 2B .....	11
Underwriting and Investment Exhibit - Part 2C .....	12
Underwriting and Investment Exhibit - Part 2D .....	13
Underwriting and Investment Exhibit - Part 3 .....	14