



# ANNUAL STATEMENT

For the Year Ended December 31, 2015  
of the Condition and Affairs of the

## Motor Club Insurance Company

NAIC Group Code..... 0, 0 <small>(Current Period) (Prior Period)</small>	NAIC Company Code..... 12487	Employer's ID Number..... 20-3462094
Organized under the Laws of Rhode Island	State of Domicile or Port of Entry Rhode Island	Country of Domicile US
Incorporated/Organized..... September 14, 2005	Commenced Business..... January 1, 2006	
Statutory Home Office	110 Royal Little Drive..... Providence ..... RI ..... US ..... 02904 <small>(Street and Number) (City or Town, State, Country and Zip Code)</small>	
Main Administrative Office	110 Royal Little Drive..... Providence ..... RI ..... US..... 02904 <small>(Street and Number) (City or Town, State, Country and Zip Code)</small>	401-868-6520 <small>(Area Code) (Telephone Number)</small>
Mail Address	110 Royal Little Drive..... Providence ..... RI ..... US ..... 02904 <small>(Street and Number or P. O. Box) (City or Town, State, Country and Zip Code)</small>	
Primary Location of Books and Records	110 Royal Little Drive..... Providence ..... RI ..... US ..... 02904 <small>(Street and Number) (City or Town, State, Country and Zip Code)</small>	401-868-6520 <small>(Area Code) (Telephone Number)</small>
Internet Web Site Address	N/A	
Statutory Statement Contact	Russell Stephen Manty <small>(Name)</small> smanty@aaanortheast.com <small>(E-Mail Address)</small>	401-868-6106 <small>(Area Code) (Telephone Number) (Extension)</small> 401-868-2013 <small>(Fax Number)</small>

### OFFICERS

Name	Title	Name	Title
1. Mark Allen Shaw	President	2. Francis Xavier Doyle	Vice President and Secretary
3. Russell Stephen Manty	Treasurer	4.	

### OTHER

### DIRECTORS OR TRUSTEES

Mark Allen Shaw	John Michael Costello	William Alfred Mekrut	Irving Emerson Rogers III
Michael Francis Fitzgerald			

State of..... Rhode Island  
County of..... Providence

The officers of this reporting entity being duly sworn, each depose and say that they are the described officers of said reporting entity, and that on the reporting period stated above, all of the herein described assets were the absolute property of the said reporting entity, free and clear from any liens or claims thereon, except as herein stated, and that this statement, together with related exhibits, schedules and explanations therein contained, annexed or referred to, is a full and true statement of all the assets and liabilities and of the condition and affairs of the said reporting entity as of the reporting period stated above, and of its income and deductions therefrom for the period ended, and have been completed in accordance with the NAIC *Annual Statement Instructions and Accounting Practices and Procedures* manual except to the extent that: (1) state law may differ; or, (2) that state rules or regulations require differences in reporting not related to accounting practices and procedures, according to the best of their information, knowledge and belief, respectively. Furthermore, the scope of this attestation by the described officers also includes the related corresponding electronic filing with the NAIC, when required, that is an exact copy (except for formatting differences due to electronic filing) of the enclosed statement. The electronic filing may be requested by various regulators in lieu of or in addition to the enclosed statement.

_____ (Signature) Mark Allen Shaw	_____ (Signature) Francis Xavier Doyle	_____ (Signature) Russell Stephen Manty
1. (Printed Name) President	2. (Printed Name) Vice President and Secretary	3. (Printed Name) Treasurer
_____ (Title)	_____ (Title)	_____ (Title)

Subscribed and sworn to before me  
This \_\_\_\_\_ day of \_\_\_\_\_ 2016

a. Is this an original filing? Yes [ X ] No [ ]  
b. If no  
1. State the amendment number \_\_\_\_\_  
2. Date filed \_\_\_\_\_  
3. Number of pages attached \_\_\_\_\_

## EXHIBIT OF PREMIUMS AND LOSSES (Statutory Page 14 Data)



NAIC Group Code.....0 NAIC Company Code....12487

BUSINESS IN GRAND TOTAL DURING THE YEAR

19

Line of Business	Gross Premiums, Including Policy and Membership Fees, Less Return Premiums and Premiums on Policies not Taken		3	4	5	6	7	8	9	10	11	12
	1	2	Dividends Paid or Credited to Policyholders on Direct Business	Direct Unearned Premium Reserves	Direct Losses Paid (deducting salvage)	Direct Losses Incurred	Direct Losses Unpaid	Direct Defense and Cost Containment Expense Paid	Direct Defense and Cost Containment Expense Incurred	Direct Defense and Cost Containment Expense Unpaid	Commissions and Brokerage Expenses	Taxes, Licenses and Fees
1. Fire.....												
2.1 Allied lines.....												
2.2 Multiple peril crop.....												
2.3 Federal flood.....												
2.4 Private crop.....												
3. Farmowners multiple peril.....												
4. Homeowners multiple peril.....												
5.1 Commercial multiple peril (non-liability portion).....												
5.2 Commercial multiple peril (liability portion).....												
6. Mortgage guaranty.....												
8. Ocean marine.....												
9. Inland marine.....												
10. Financial guaranty.....												
11. Medical professional liability.....												
12. Earthquake.....												
13. Group accident and health (b).....												
14. Credit A&H (group and individual).....												
15.1 Collectively renewable A&H (b).....												
15.2 Non-cancelable A&H (b).....												
15.3 Guaranteed renewable A&H (b).....												
15.4 Non-renewable for stated reasons only (b).....												
15.5 Other accident only.....												
15.6 Medicare Title XVIII exempt from state taxes or fees.....												
15.7 All other A&H (b).....												
15.8 Federal employees health benefits plan premium (b).....												
16. Workers' compensation.....												
17.1 Other liability-occurrence.....												
17.2 Other liability-claims-made.....												
17.3 Excess workers' compensation.....												
18. Products liability.....												
19.1 Private passenger auto no-fault (personal injury protection).....												
19.2 Other private passenger auto liability.....												
19.3 Commercial auto no-fault (personal injury protection).....												
19.4 Other commercial auto liability.....												
21.1 Private passenger auto physical damage.....												
21.2 Commercial auto physical damage.....												
22. Aircraft (all perils).....												
23. Fidelity.....												
24. Surety.....												
26. Burglary and theft.....												
27. Boiler and machinery.....												
28. Credit.....												
30. Warranty.....												
34. Aggregate write-ins for other lines of business.....	.0	.0	.0	.0	.0	.0	.0	.0	.0	.0	.0	.0
35. TOTALS (a).....	.0	.0	.0	.0	.0	.0	.0	.0	.0	.0	.0	.0

NONE

**DETAILS OF WRITE-INS**

3401. ....												
3402. ....												
3403. ....												
3498. Summary of remaining write-ins for Line 34 from overflow page.....	.0	.0	.0	.0	.0	.0	.0	.0	.0	.0	.0	.0
3499. TOTALS (Lines 3401 thru 3403 plus 3498) (Line 34 above).....	.0	.0	.0	.0	.0	.0	.0	.0	.0	.0	.0	.0

(a) Finance and service charges not included in Lines 1 to 35 \$.....0.  
 (b) For health business on indicated lines report: Number of persons insured under PPO managed care products.....0 and number of persons insured under indemnity only products.....0.

## SCHEDULE F - PART 1

Assumed Reinsurance as of December 31, Current Year (000 Omitted)

1 ID Number	2 NAIC Company Code	3 Name of Reinsured	4 Domiciliary Jurisdiction	5 Assumed Premium	Reinsurance On			9 Contingent Commissions Payable	10 Assumed Premiums Receivable	11 Unearned Premium	12 Funds Held by or Deposited With Reinsured Companies	13 Letters of Credit Posted	14 Amount of Assets Pledged or Compensating Balances to Secure Letters of Credit	15 Amount of Assets Pledged or Collateral Held in Trust
					6 Paid Losses and Loss Adjustment Expenses	7 Known Case Losses and LAE	8 Cols. 6 + 7							
<b>Other U. S. Unaffiliated Insurers</b>														
36-6033921..	38245.....	BCS Insurance Company.....	OH.....	1,532			.0			546	757			
0999999.	Other U. S. Unaffiliated Insurers.....			1,532	.0	.0	.0	.0	.0	546	757	.0	.0	.0
9999999.	Totals.....			1,532	.0	.0	.0	.0	.0	546	757	.0	.0	.0

**Sch. F - Pt. 2  
NONE**

**Sch. F - Pt. 3  
NONE**

**Sch. F - Pt. 4  
NONE**

**Sch. F - Pt. 5  
NONE**

**Sch. F - Pt. 6 - Sn. 1  
NONE**

**Sch. F - Pt. 6 - Sn. 2  
NONE**

**Sch. F - Pt. 7  
NONE**

**Sch. F - Pt. 8  
NONE**

**SCHEDULE F - PART 9**

## Restatement of Balance Sheet to Identify Net Credit for Reinsurance

	1 As Reported (Net of Ceded)	2 Restatement Adjustments	3 Restated (Gross of Ceded)
<b>ASSETS (Page 2, Col. 3)</b>			
1. Cash and invested assets (Line 12).....	45,052,712		45,052,712
2. Premiums and considerations (Line 15).....			0
3. Reinsurance recoverable on loss and loss adjustment expense payments (Line 16.1).....			0
4. Funds held by or deposited with reinsured companies (Line 16.2).....	757,411		757,411
5. Other assets.....	343,504		343,504
6. Net amount recoverable from reinsurers.....			0
7. Protected cell assets (Line 27).....			0
8. Totals (Line 28).....	46,153,627	0	46,153,627
<b>LIABILITIES (Page 3)</b>			
9. Losses and loss adjustment expenses (Lines 1 through 3).....	211,037		211,037
10. Taxes, expenses, and other obligations (Lines 4 through 8).....	327,922		327,922
11. Unearned premiums (Line 9).....	546,374		546,374
12. Advance premiums (Line 10).....			0
13. Dividends declared and unpaid (Line 11.1 and 11.2).....			0
14. Ceded reinsurance premiums payable (net of ceding commissions) (Line 12).....			0
15. Funds held by company under reinsurance treaties (Line 13).....			0
16. Amounts withheld or retained by company for account of others (Line 14).....			0
17. Provision for reinsurance (Line 16).....			0
18. Other liabilities.....	4,800		4,800
19. Total liabilities excluding protected cell business (Line 26).....	1,090,133	0	1,090,133
20. Protected cell liabilities (Line 27).....			0
21. Surplus as regards policyholders (Line 37).....	45,063,494	.XXX	45,063,494
22. Totals (Line 38).....	46,153,627	0	46,153,627

NOTE: Is the restatement of this exhibit the result of grossing up balances ceded to affiliates under 100 percent reinsurance or pooling arrangements?..Yes [ ] No [ ]

If yes, give full explanation:

---



---

## SCHEDULE H - ACCIDENT AND HEALTH EXHIBIT

	Total		Group Accident and Health		Credit Accident and Health (Group and Individual)		Collectively Renewable		Other Individual Contracts									
									Non-Cancelable		Guaranteed Renewable		Non-Renewable for Stated Reasons Only		Other Accident Only		All Other	
	1 Amount	2 %	3 Amount	4 %	5 Amount	6 %	7 Amount	8 %	9 Amount	10 %	11 Amount	12 %	13 Amount	14 %	15 Amount	16 %	17 Amount	18 %
<b>PART 1 - ANALYSIS OF UNDERWRITING OPERATIONS</b>																		
1. Premiums written.....	49,768	XXX	46,023	XXX		XXX		XXX		XXX		XXX		XXX		XXX	3,745	XXX
2. Premiums earned.....	34,122	XXX	31,893	XXX		XXX		XXX		XXX		XXX		XXX		XXX	2,229	XXX
3. Incurred claims.....	20,526	60.2	17,458	54.7	0	0.0	0	0.0	0	0.0	0	0.0	0	0.0	0	0.0	3,068	137.6
4. Cost containment expenses.....	0	0.0		0.0		0.0		0.0		0.0		0.0		0.0		0.0		0.0
5. Incurred claims and cost containment expenses (Lines 3 and 4).....	20,526	60.2	17,458	54.7	0	0.0	0	0.0	0	0.0	0	0.0	0	0.0	0	0.0	3,068	137.6
6. Increase in contract reserves.....	0	0.0	0	0.0	0	0.0	0	0.0	0	0.0	0	0.0	0	0.0	0	0.0	0	0.0
7. Commissions (a).....	19,907	58.3	18,409	57.7		0.0		0.0		0.0		0.0		0.0		0.0	1,498	67.2
8. Other general insurance expenses.....	1,471	4.3	1,360	4.3		0.0		0.0		0.0		0.0		0.0		0.0	111	5.0
9. Taxes, licenses and fees.....	3,011	8.8	2,784	8.7		0.0		0.0		0.0		0.0		0.0		0.0	227	10.2
10. Total other expenses incurred.....	24,389	71.5	22,553	70.7	0	0.0	0	0.0	0	0.0	0	0.0	0	0.0	0	0.0	1,836	82.4
11. Aggregate write-ins for deductions.....	0	0.0	0	0.0	0	0.0	0	0.0	0	0.0	0	0.0	0	0.0	0	0.0	0	0.0
12. Gain from underwriting before dividends or refunds.....	(10,793)	(31.6)	(8,118)	(25.5)	0	0.0	0	0.0	0	0.0	0	0.0	0	0.0	0	0.0	(2,675)	(120.0)
13. Dividends or refunds.....	0	0.0		0.0		0.0		0.0		0.0		0.0		0.0		0.0		0.0
14. Gain from underwriting after dividends or refunds.....	(10,793)	(31.6)	(8,118)	(25.5)	0	0.0	0	0.0	0	0.0	0	0.0	0	0.0	0	0.0	(2,675)	(120.0)
<b>DETAILS OF WRITE-INS</b>																		
1101. ....	0	0.0		0.0		0.0		0.0		0.0		0.0		0.0		0.0		0.0
1102. ....	0	0.0		0.0		0.0		0.0		0.0		0.0		0.0		0.0		0.0
1103. ....	0	0.0		0.0		0.0		0.0		0.0		0.0		0.0		0.0		0.0
1198. Summary of remaining write-ins for Line 11 from overflow page.....	0	0.0	0	0.0	0	0.0	0	0.0	0	0.0	0	0.0	0	0.0	0	0.0	0	0.0
1199. Total (Lines 1101 thru 1103 plus 1198) (Line 11 above).....	0	0.0	0	0.0	0	0.0	0	0.0	0	0.0	0	0.0	0	0.0	0	0.0	0	0.0

30

(a) Includes \$.....0 reported as 'Contract, membership and other fees retained by agents.'

**SCHEDULE H - ACCIDENT AND HEALTH EXHIBIT (continued)**

	1 Total	2 Group Accident and Health	3 Credit Accident and Health (Group and Individual)	4 Collectively Renewable	Other Individual Contracts				
					5 Non-Cancelable	6 Guaranteed Renewable	7 Non-Renewable for Stated Reasons Only	8 Other Accident Only	9 All Other
<b>PART 2 - RESERVES AND LIABILITIES</b>									
A. Premium Reserves:									
1. Unearned premiums.....	20,569	18,792							1,777
2. Advance premiums.....	0								
3. Reserve for rate credits.....	0								
4. Total premium reserves, current year.....	20,569	18,792	0	0	0	0	0	0	1,777
5. Total premium reserves, prior year.....	4,923	4,662							261
6. Increase in total premium reserves.....	15,646	14,130	0	0	0	0	0	0	1,516
B. Contract Reserves:									
1. Additional reserves (a).....	0								
2. Reserve for future contingent benefits (deferred maternity and other similar benefits).....	0								
3. Total contract reserves, current year.....	0	0	0	0	0	0	0	0	0
4. Total contract reserves, prior year.....	0								
5. Increase in contract reserves.....	0	0	0	0	0	0	0	0	0
C. Claim Reserves and Liabilities:									
1. Total current year.....	5,932	5,663	0	0	0	0	0	0	269
2. Total prior year.....	286	284							2
3. Increase.....	5,646	5,379	0	0	0	0	0	0	267

31

**PART 3 - TEST OF PRIOR YEAR'S CLAIM RESERVES AND LIABILITIES**

1. Claims Paid During the Year:									
1.1 On claims incurred prior to current year.....	1,137	200							937
1.2 On claims incurred during current year.....	13,743	11,879							1,864
2. Claim Reserves and Liabilities, December 31, Current Year:									
2.1 On claims incurred prior to current year.....	10	10							
2.2 On claims incurred during current year.....	5,922	5,653							269
3. Test:									
3.1 Lines 1.1 and 2.1.....	1,147	210	0	0	0	0	0	0	937
3.2 Claim reserves and liabilities, December 31, prior year.....	286	284							2
3.3 Line 3.1 minus Line 3.2.....	861	(74)	0	0	0	0	0	0	935

**PART 4 - REINSURANCE**

A. Reinsurance Assumed:									
1. Premiums written.....	49,768	46,023							3,745
2. Premiums earned.....	34,122	31,893							2,229
3. Incurred claims.....	20,527	17,457							3,070
4. Commissions.....	19,907	18,409							1,498
B. Reinsurance Ceded:									
1. Premiums written.....	0								
2. Premiums earned.....	0								
3. Incurred claims.....	0								
4. Commissions.....	0								

(a) Includes \$.....0 premium deficiency reserve.

**SCHEDULE H - PART 5 - HEALTH CLAIMS**

	1 Medical	2 Dental	3 Other	4 Total
<b>A. Direct:</b>				
1. Incurred claims.....				0
2. Beginning claim reserves and liabilities.....				0
3. Ending claim reserves and liabilities.....				0
4. Claims paid.....	0	0	0	0
<b>B. Assumed Reinsurance:</b>				
5. Incurred claims.....			20,527	20,527
6. Beginning claim reserves and liabilities.....			286	286
7. Ending claim reserves and liabilities.....			5,932	5,932
8. Claims paid.....	0	0	14,881	14,881
<b>C. Ceded Reinsurance:</b>				
9. Incurred claims.....				0
10. Beginning claim reserves and liabilities.....				0
11. Ending claim reserves and liabilities.....				0
12. Claims paid.....	0	0	0	0
<b>D. Net:</b>				
13. Incurred claims.....	0	0	20,527	20,527
14. Beginning claim reserves and liabilities.....	0	0	286	286
15. Ending claim reserves and liabilities.....	0	0	5,932	5,932
16. Claims paid.....	0	0	14,881	14,881
<b>E. Net Incurred Claims and Cost Containment Expenses:</b>				
17. Incurred claims and cost containment expenses.....				0
18. Beginning reserves and liabilities.....			286	286
19. Ending reserves and liabilities.....				0
20. Paid claims and cost containment expenses.....	0	0	286	286



**SCHEDULE P - PART 1A - HOMEOWNERS/FARMOWNERS**

(\$000 omitted)

Years in Which Premiums Were Earned and Losses Were Incurred	Premiums Earned			Loss and Loss Expense Payments						10 Salvage and Subrogation Received	11 Total Net Paid (Cols. 4 - 5 + 6 - 7 + 8 - 9)	12 Number of Claims Reported-Direct and Assumed
	1 Direct and Assumed	2 Ceded	3 Net (Cols. 1 - 2)	Loss Payments		Defense and Cost Containment Payments		Adjusting and Other Payments				
				4 Direct and Assumed	5 Ceded	6 Direct and Assumed	7 Ceded	8 Direct and Assumed	9 Ceded			
1. Prior.....	XXX	XXX	XXX								0	XXX
2. 2006.....			0								0	
3. 2007.....	2,557		2,557	1,203		113		205		178	1,521	1,545
4. 2008.....	4,210		4,210	2,517		218		358		248	3,093	2,107
5. 2009.....	2,189		2,189	1,523		144		121		98	1,788	827
6. 2010.....			0								0	
7. 2011.....			0								0	
8. 2012.....			0								0	
9. 2013.....			0								0	
10. 2014.....			0								0	
11. 2015.....			0								0	
12. Totals.....	XXX	XXX	XXX	5,243	0	475	0	684	0	524	6,402	XXX

	Losses Unpaid				Defense and Cost Containment Unpaid				Adjusting and Other Unpaid		23 Salvage and Subrogation Anticipated	24 Total Net Losses and Expenses Unpaid	25 Number of Claims Outstanding-Direct and Assumed
	Case Basis		Bulk + IBNR		Case Basis		Bulk + IBNR		21 Direct and Assumed	22 Ceded			
	13 Direct and Assumed	14 Ceded	15 Direct and Assumed	16 Ceded	17 Direct and Assumed	18 Ceded	19 Direct and Assumed	20 Ceded					
1. Prior.....												0	
2. 2006.....												0	
3. 2007.....												0	
4. 2008.....												0	
5. 2009.....												0	
6. 2010.....												0	
7. 2011.....												0	
8. 2012.....												0	
9. 2013.....												0	
10. 2014.....												0	
11. 2015.....												0	
12. Totals.....	0	0	0	0	0	0	0	0	0	0	0	0	0

	Total Losses and Loss Expenses Incurred			Loss and Loss Expense Percentage (Incurred/Premiums Earned)			Nontabular Discount		34 Inter-Company Pooling Participation Percentage	Net Balance Sheet Reserves after Discount	
	26 Direct and Assumed	27 Ceded	28 Net	29 Direct and Assumed	30 Ceded	31 Net	32 Loss	33 Loss Expense		35 Losses Unpaid	36 Loss Expenses Unpaid
1. Prior..	XXX	XXX	XXX	XXX	XXX	XXX			XXX	0	0
2. 2006.	0	0	0	0.0	0.0	0.0				0	0
3. 2007.	1,521	0	1,521	59.5	0.0	59.5				0	0
4. 2008.	3,093	0	3,093	73.5	0.0	73.5				0	0
5. 2009.	1,788	0	1,788	81.7	0.0	81.7				0	0
6. 2010.	0	0	0	0.0	0.0	0.0				0	0
7. 2011.	0	0	0	0.0	0.0	0.0				0	0
8. 2012.	0	0	0	0.0	0.0	0.0				0	0
9. 2013.	0	0	0	0.0	0.0	0.0				0	0
10. 2014.	0	0	0	0.0	0.0	0.0				0	0
11. 2015.	0	0	0	0.0	0.0	0.0				0	0
12. Totals	XXX	XXX	XXX	XXX	XXX	XXX	0	0	XXX	0	0

**SCHEDULE P - PART 1B - PRIVATE PASSENGER AUTO LIABILITY/MEDICAL**

(\$000 omitted)

Years in Which Premiums Were Earned and Losses Were Incurred	Premiums Earned			Loss and Loss Expense Payments						10 Salvage and Subrogation Received	11 Total Net Paid (Cols. 4 - 5 + 6 - 7 + 8 - 9)	12 Number of Claims Reported-Direct and Assumed
	1 Direct and Assumed	2 Ceded	3 Net (Cols. 1 - 2)	Loss Payments		Defense and Cost Containment Payments		Adjusting and Other Payments				
				4 Direct and Assumed	5 Ceded	6 Direct and Assumed	7 Ceded	8 Direct and Assumed	9 Ceded			
1. Prior.....	XXX.....	XXX.....	XXX.....								0	XXX.....
2. 2006.....			0								0	
3. 2007.....	14,319		14,319	7,955		460		1,210		5,332	9,625	16,762
4. 2008.....	20,244		20,244	11,738		670		1,339		5,605	13,747	18,042
5. 2009.....	9,228		9,228	5,970		377		385		2,341	6,732	8,368
6. 2010.....			0								0	
7. 2011.....			0								0	
8. 2012.....			0								0	
9. 2013.....			0								0	
10. 2014.....			0								0	
11. 2015.....			0								0	
12. Totals.....	XXX.....	XXX.....	XXX.....	25,663	0	1,507	0	2,934	0	13,278	30,104	XXX.....

	Losses Unpaid				Defense and Cost Containment Unpaid				Adjusting and Other Unpaid		23 Salvage and Subrogation Anticipated	24 Total Net Losses and Expenses Unpaid	25 Number of Claims Outstanding-Direct and Assumed
	Case Basis		Bulk + IBNR		Case Basis		Bulk + IBNR		21 Direct and Assumed	22 Ceded			
	13 Direct and Assumed	14 Ceded	15 Direct and Assumed	16 Ceded	17 Direct and Assumed	18 Ceded	19 Direct and Assumed	20 Ceded					
1. Prior.....												0	
2. 2006.....												0	
3. 2007.....												0	
4. 2008.....												0	
5. 2009.....												0	
6. 2010.....												0	
7. 2011.....												0	
8. 2012.....												0	
9. 2013.....												0	
10. 2014.....												0	
11. 2015.....												0	
12. Totals.....	0	0	0	0	0	0	0	0	0	0	0	0	0

	Total Losses and Loss Expenses Incurred			Loss and Loss Expense Percentage (Incurred/Premiums Earned)			Nontabular Discount		34 Inter-Company Pooling Participation Percentage	Net Balance Sheet Reserves after Discount	
	26 Direct and Assumed	27 Ceded	28 Net	29 Direct and Assumed	30 Ceded	31 Net	32 Loss	33 Loss Expense		35 Losses Unpaid	36 Loss Expenses Unpaid
1. Prior.....	XXX.....	XXX.....	XXX.....	XXX.....	XXX.....	XXX.....			XXX.....	0	0
2. 2006.....	0	0	0	0.0	0.0	0.0				0	0
3. 2007.....	9,625	0	9,625	67.2	0.0	67.2				0	0
4. 2008.....	13,747	0	13,747	67.9	0.0	67.9				0	0
5. 2009.....	6,732	0	6,732	73.0	0.0	73.0				0	0
6. 2010.....	0	0	0	0.0	0.0	0.0				0	0
7. 2011.....	0	0	0	0.0	0.0	0.0				0	0
8. 2012.....	0	0	0	0.0	0.0	0.0				0	0
9. 2013.....	0	0	0	0.0	0.0	0.0				0	0
10. 2014.....	0	0	0	0.0	0.0	0.0				0	0
11. 2015.....	0	0	0	0.0	0.0	0.0				0	0
12. Totals.....	XXX.....	XXX.....	XXX.....	XXX.....	XXX.....	XXX.....	0	0	XXX.....	0	0

**SCHEDULE P - PART 1C - COMMERCIAL AUTO/TRUCK LIABILITY/MEDICAL**

(\$000 omitted)

Years in Which Premiums Were Earned and Losses Were Incurred	Premiums Earned			Loss and Loss Expense Payments						10 Salvage and Subrogation Received	11 Total Net Paid (Cols. 4 - 5 + 6 - 7 + 8 - 9)	12 Number of Claims Reported-Direct and Assumed
	1 Direct and Assumed	2 Ceded	3 Net (Cols. 1 - 2)	Loss Payments		Defense and Cost Containment Payments		Adjusting and Other Payments				
				4 Direct and Assumed	5 Ceded	6 Direct and Assumed	7 Ceded	8 Direct and Assumed	9 Ceded			
1. Prior.....	XXX	XXX	XXX								0	XXX
2. 2006.....			.0								0	
3. 2007.....	1,183		1,183	545		41		68		76	654	833
4. 2008.....	1,594		1,594	694		48		55		84	797	783
5. 2009.....	722		722	323		20		15		33	358	339
6. 2010.....			.0								0	
7. 2011.....			.0								0	
8. 2012.....			.0								0	
9. 2013.....			.0								0	
10. 2014.....			.0								0	
11. 2015.....			.0								0	
12. Totals...	XXX	XXX	XXX	1,562	0	109	0	138	0	193	1,809	XXX

	Losses Unpaid				Defense and Cost Containment Unpaid				Adjusting and Other Unpaid		23 Salvage and Subrogation Anticipated	24 Total Net Losses and Expenses Unpaid	25 Number of Claims Outstanding-Direct and Assumed
	Case Basis		Bulk + IBNR		Case Basis		Bulk + IBNR		21 Direct and Assumed	22 Ceded			
	13 Direct and Assumed	14 Ceded	15 Direct and Assumed	16 Ceded	17 Direct and Assumed	18 Ceded	19 Direct and Assumed	20 Ceded					
1. Prior.....												0	
2. 2006.....												0	
3. 2007.....												0	
4. 2008.....												0	
5. 2009.....												0	
6. 2010.....												0	
7. 2011.....												0	
8. 2012.....												0	
9. 2013.....												0	
10. 2014.....												0	
11. 2015.....												0	
12. Totals...	0	0	0	0	0	0	0	0	0	0	0	0	0

	Total Losses and Loss Expenses Incurred			Loss and Loss Expense Percentage (Incurred/Premiums Earned)			Nontabular Discount		34 Inter-Company Pooling Participation Percentage	Net Balance Sheet Reserves after Discount	
	26 Direct and Assumed	27 Ceded	28 Net	29 Direct and Assumed	30 Ceded	31 Net	32 Loss	33 Loss Expense		35 Losses Unpaid	36 Loss Expenses Unpaid
1. Prior..	XXX	XXX	XXX	XXX	XXX	XXX			XXX	0	0
2. 2006.	0	0	0	0.0	0.0	0.0				0	0
3. 2007.	654	0	654	55.3	0.0	55.3				0	0
4. 2008.	797	0	797	50.0	0.0	50.0				0	0
5. 2009.	358	0	358	49.6	0.0	49.6				0	0
6. 2010.	0	0	0	0.0	0.0	0.0				0	0
7. 2011.	0	0	0	0.0	0.0	0.0				0	0
8. 2012.	0	0	0	0.0	0.0	0.0				0	0
9. 2013.	0	0	0	0.0	0.0	0.0				0	0
10. 2014.	0	0	0	0.0	0.0	0.0				0	0
11. 2015.	0	0	0	0.0	0.0	0.0				0	0
12. Totals	XXX	XXX	XXX	XXX	XXX	XXX	0	0	XXX	0	0

**SCHEDULE P - PART 1D - WORKERS' COMPENSATION  
(EXCLUDING EXCESS WORKERS' COMPENSATION)**

(\$000 omitted)

Years in Which Premiums Were Earned and Losses Were Incurred	Premiums Earned			Loss and Loss Expense Payments								12 Number of Claims Reported-Direct and Assumed
	1 Direct and Assumed	2 Ceded	3 Net (Cols. 1 - 2)	Loss Payments		Defense and Cost Containment Payments		Adjusting and Other Payments		10 Salvage and Subrogation Received	11 Total Net Paid (Cols. 4 - 5 + 6 - 7 + 8 - 9)	
				4 Direct and Assumed	5 Ceded	6 Direct and Assumed	7 Ceded	8 Direct and Assumed	9 Ceded			
1. Prior.....	XXX	XXX	XXX								0	XXX
2. 2006.....			.0								0	
3. 2007.....			.0								0	
4. 2008.....			.0								0	
5. 2009.....			.0								0	
6. 2010.....			.0								0	
7. 2011.....			.0								0	
8. 2012.....			.0								0	
9. 2013.....			.0								0	
10. 2014.....			.0								0	
11. 2015.....			.0								0	
12. Totals....	XXX	XXX	XXX	0	0	0	0	0	0	0	0	XXX

	Losses Unpaid				Defense and Cost Containment Unpaid				Adjusting and Other Unpaid		23 Salvage and Subrogation Anticipated	24 Total Net Losses and Expenses Unpaid	25 Number of Claims Outstanding-Direct and Assumed
	Case Basis		Bulk + IBNR		Case Basis		Bulk + IBNR		21 Direct and Assumed	22 Ceded			
	13 Direct and Assumed	14 Ceded	15 Direct and Assumed	16 Ceded	17 Direct and Assumed	18 Ceded	19 Direct and Assumed	20 Ceded					
1. Prior.....											0		
2. 2006.....											0		
3. 2007.....											0		
4. 2008.....											0		
5. 2009.....											0		
6. 2010.....											0		
7. 2011.....											0		
8. 2012.....											0		
9. 2013.....											0		
10. 2014.....											0		
11. 2015.....											0		
12. Totals....	0	0	0	0	0	0	0	0	0	0	0	0	

**NONE**

	Total Losses and Loss Expenses Incurred			Loss and Loss Expense Percentage (Incurred/Premiums Earned)			Nontabular Discount		34 Inter-Company Pooling Participation Percentage	Net Balance Sheet Reserves after Discount	
	26 Direct and Assumed	27 Ceded	28 Net	29 Direct and Assumed	30 Ceded	31 Net	32 Loss	33 Loss Expense		35 Losses Unpaid	36 Loss Expenses Unpaid
1. Prior.....	XXX	XXX	XXX	XXX	XXX	XXX			XXX	0	0
2. 2006.....	0	0	0	0.0	0.0	0.0				0	0
3. 2007.....	0	0	0	0.0	0.0	0.0				0	0
4. 2008.....	0	0	0	0.0	0.0	0.0				0	0
5. 2009.....	0	0	0	0.0	0.0	0.0				0	0
6. 2010.....	0	0	0	0.0	0.0	0.0				0	0
7. 2011.....	0	0	0	0.0	0.0	0.0				0	0
8. 2012.....	0	0	0	0.0	0.0	0.0				0	0
9. 2013.....	0	0	0	0.0	0.0	0.0				0	0
10. 2014.....	0	0	0	0.0	0.0	0.0				0	0
11. 2015.....	0	0	0	0.0	0.0	0.0				0	0
12. Totals....	XXX	XXX	XXX	XXX	XXX	XXX	0	0	XXX	0	0

**SCHEDULE P - PART 1E - COMMERCIAL MULTIPLE PERIL**

(\$000 omitted)

Years in Which Premiums Were Earned and Losses Were Incurred	Premiums Earned			Loss and Loss Expense Payments						10 Salvage and Subrogation Received	11 Total Net Paid (Cols. 4 - 5 + 6 - 7 + 8 - 9)	12 Number of Claims Reported-Direct and Assumed
	1 Direct and Assumed	2 Ceded	3 Net (Cols. 1 - 2)	Loss Payments		Defense and Cost Containment Payments		Adjusting and Other Payments				
				4 Direct and Assumed	5 Ceded	6 Direct and Assumed	7 Ceded	8 Direct and Assumed	9 Ceded			
1. Prior.....	XXX	XXX	XXX								0	XXX
2. 2006.....			.0								0	
3. 2007.....	.286		.286	.72		.14		.10		.27	.96	.90
4. 2008.....	.419		.419	.116		.18		.11		.10	.145	.109
5. 2009.....	.197		.197	.37		.6		.3		.13	.46	.44
6. 2010.....			.0								0	
7. 2011.....			.0								0	
8. 2012.....			.0								0	
9. 2013.....			.0								0	
10. 2014.....			.0								0	
11. 2015.....			.0								0	
12. Totals.....	XXX	XXX	XXX	225	0	.38	0	.24	0	.50	.287	XXX

	Losses Unpaid				Defense and Cost Containment Unpaid				Adjusting and Other Unpaid		23 Salvage and Subrogation Anticipated	24 Total Net Losses and Expenses Unpaid	25 Number of Claims Outstanding-Direct and Assumed
	Case Basis		Bulk + IBNR		Case Basis		Bulk + IBNR		21 Direct and Assumed	22 Ceded			
	13 Direct and Assumed	14 Ceded	15 Direct and Assumed	16 Ceded	17 Direct and Assumed	18 Ceded	19 Direct and Assumed	20 Ceded					
1. Prior.....												.0	
2. 2006.....												.0	
3. 2007.....												.0	
4. 2008.....												.0	
5. 2009.....												.0	
6. 2010.....												.0	
7. 2011.....												.0	
8. 2012.....												.0	
9. 2013.....												.0	
10. 2014.....												.0	
11. 2015.....												.0	
12. Totals.....	.0	.0	.0	.0	.0	.0	.0	.0	.0	.0	.0	.0	.0

	Total Losses and Loss Expenses Incurred			Loss and Loss Expense Percentage (Incurred/Premiums Earned)			Nontabular Discount		34 Inter-Company Pooling Participation Percentage	Net Balance Sheet Reserves after Discount	
	26 Direct and Assumed	27 Ceded	28 Net	29 Direct and Assumed	30 Ceded	31 Net	32 Loss	33 Loss Expense		35 Losses Unpaid	36 Loss Expenses Unpaid
1. Prior..	XXX	XXX	XXX	XXX	XXX	XXX			XXX	.0	.0
2. 2006.	.0	.0	.0	.0	.0	.0				.0	.0
3. 2007.	.96	.0	.96	33.6	.0	33.6				.0	.0
4. 2008.	.145	.0	.145	34.6	.0	34.6				.0	.0
5. 2009.	.46	.0	.46	23.4	.0	23.4				.0	.0
6. 2010.	.0	.0	.0	.0	.0	.0				.0	.0
7. 2011.	.0	.0	.0	.0	.0	.0				.0	.0
8. 2012.	.0	.0	.0	.0	.0	.0				.0	.0
9. 2013.	.0	.0	.0	.0	.0	.0				.0	.0
10. 2014.	.0	.0	.0	.0	.0	.0				.0	.0
11. 2015.	.0	.0	.0	.0	.0	.0				.0	.0
12. Totals	XXX	XXX	XXX	XXX	XXX	XXX	.0	.0	XXX	.0	.0

**Sch. P - Pt. 1F - Sn. 1**  
**NONE**

**Sch. P - Pt. 1F - Sn. 2**  
**NONE**

**Sch. P - Pt. 1G**  
**NONE**

**SCHEDULE P - PART 1H - SECTION 1 - OTHER LIABILITY - OCCURRENCE**

(\$000 omitted)

Years in Which Premiums Were Earned and Losses Were Incurred	Premiums Earned			Loss and Loss Expense Payments						10 Salvage and Subrogation Received	11 Total Net Paid (Cols. 4 - 5 + 6 - 7 + 8 - 9)	12 Number of Claims Reported-Direct and Assumed	
	1 Direct and Assumed	2 Ceded	3 Net (Cols. 1 - 2)	Loss Payments		Defense and Cost Containment Payments		Adjusting and Other Payments					
				4 Direct and Assumed	5 Ceded	6 Direct and Assumed	7 Ceded	8 Direct and Assumed	9 Ceded				
1. Prior.....	XXX	XXX	XXX								0	XXX	
2. 2006.....			0								0		
3. 2007.....	25		25	2		2					4		
4. 2008.....	48		48	5		3				9	8		
5. 2009.....	30		30	15		7					22		
6. 2010.....			0								0		
7. 2011.....			0								0		
8. 2012.....			0								0		
9. 2013.....			0								0		
10. 2014.....	3		3	2							2	2	
11. 2015.....	13		13	9					1		10	9	
12. Totals.....	XXX	XXX	XXX	33	0	12	0		1	0	9	46	XXX

	Losses Unpaid				Defense and Cost Containment Unpaid				Adjusting and Other Unpaid		23 Salvage and Subrogation Anticipated	24 Total Net Losses and Expenses Unpaid	25 Number of Claims Outstanding-Direct and Assumed
	Case Basis		Bulk + IBNR		Case Basis		Bulk + IBNR		21 Direct and Assumed	22 Ceded			
	13 Direct and Assumed	14 Ceded	15 Direct and Assumed	16 Ceded	17 Direct and Assumed	18 Ceded	19 Direct and Assumed	20 Ceded					
1. Prior.....												0	
2. 2006.....												0	
3. 2007.....												0	
4. 2008.....												0	
5. 2009.....												0	
6. 2010.....												0	
7. 2011.....												0	
8. 2012.....												0	
9. 2013.....												0	
10. 2014.....												0	
11. 2015.....			2						0			2	1
12. Totals.....	0	0	2	0	0	0	0	0	0	0	0	2	1

	Total Losses and Loss Expenses Incurred			Loss and Loss Expense Percentage (Incurred/Premiums Earned)			Nontabular Discount		34 Inter-Company Pooling Participation Percentage	Net Balance Sheet Reserves after Discount	
	26 Direct and Assumed	27 Ceded	28 Net	29 Direct and Assumed	30 Ceded	31 Net	32 Loss	33 Loss Expense		35 Losses Unpaid	36 Loss Expenses Unpaid
1. Prior..	XXX	XXX	XXX	XXX	XXX	XXX			XXX	0	0
2. 2006.	0	0	0	0.0	0.0	0.0				0	0
3. 2007.	4	0	4	16.0	0.0	16.0				0	0
4. 2008.	8	0	8	16.7	0.0	16.7				0	0
5. 2009.	22	0	22	73.3	0.0	73.3				0	0
6. 2010.	0	0	0	0.0	0.0	0.0				0	0
7. 2011.	0	0	0	0.0	0.0	0.0				0	0
8. 2012.	0	0	0	0.0	0.0	0.0				0	0
9. 2013.	0	0	0	0.0	0.0	0.0				0	0
10. 2014.	2	0	2	79.8	0.0	79.8				0	0
11. 2015.	12	0	12	93.1	0.0	93.1				2	0
12. Totals	XXX	XXX	XXX	XXX	XXX	XXX	0	0	XXX	2	0

**SCHEDULE P - PART 1H - SECTION 2 - OTHER LIABILITY - CLAIMS-MADE**

(\$000 omitted)

Years in Which Premiums Were Earned and Losses Were Incurred	Premiums Earned			Loss and Loss Expense Payments						10 Salvage and Subrogation Received	11 Total Net Paid (Cols. 4 - 5 + 6 - 7 + 8 - 9)	12 Number of Claims Reported-Direct and Assumed
	1 Direct and Assumed	2 Ceded	3 Net (Cols. 1 - 2)	Loss Payments		Defense and Cost Containment Payments		Adjusting and Other Payments				
				4 Direct and Assumed	5 Ceded	6 Direct and Assumed	7 Ceded	8 Direct and Assumed	9 Ceded			
1. Prior.....	XXX	XXX	XXX								0	XXX
2. 2006.....			.0								0	
3. 2007.....			.0								0	
4. 2008.....			.0								0	
5. 2009.....			.0								0	
6. 2010.....			.0								0	
7. 2011.....			.0								0	
8. 2012.....			.0								0	
9. 2013.....			.0								0	
10. 2014.....			.0								0	
11. 2015.....			.0								0	
12. Totals...	XXX	XXX	XXX	0	0	0	0	0	0	0	0	XXX

	Losses Unpaid				Defense and Cost Containment Unpaid				Adjusting and Other Unpaid		23 Salvage and Subrogation Anticipated	24 Total Net Losses and Expenses Unpaid	25 Number of Claims Outstanding-Direct and Assumed
	Case Basis		Bulk + IBNR		Case Basis		Bulk + IBNR		21 Direct and Assumed	22 Ceded			
	13 Direct and Assumed	14 Ceded	15 Direct and Assumed	16 Ceded	17 Direct and Assumed	18 Ceded	19 Direct and Assumed	20 Ceded					
1. Prior.....												0	
2. 2006.....												0	
3. 2007.....												0	
4. 2008.....												0	
5. 2009.....												0	
6. 2010.....												0	
7. 2011.....												0	
8. 2012.....												0	
9. 2013.....												0	
10. 2014.....												0	
11. 2015.....												0	
12. Totals...	0	0	0	0	0	0	0	0	0	0	0	0	0

**NONE**

	Total Losses and Loss Expenses Incurred			Loss and Loss Expense Percentage (Incurred/Premiums Earned)			Nontabular Discount		34 Inter-Company Pooling Participation Percentage	Net Balance Sheet Reserves after Discount	
	26 Direct and Assumed	27 Ceded	28 Net	29 Direct and Assumed	30 Ceded	31 Net	32 Loss	33 Loss Expense		35 Losses Unpaid	36 Loss Expenses Unpaid
1. Prior..	XXX	XXX	XXX	XXX	XXX	XXX			XXX	0	0
2. 2006.	0	0	0	0.0	0.0	0.0				0	0
3. 2007.	0	0	0	0.0	0.0	0.0				0	0
4. 2008.	0	0	0	0.0	0.0	0.0				0	0
5. 2009.	0	0	0	0.0	0.0	0.0				0	0
6. 2010.	0	0	0	0.0	0.0	0.0				0	0
7. 2011.	0	0	0	0.0	0.0	0.0				0	0
8. 2012.	0	0	0	0.0	0.0	0.0				0	0
9. 2013.	0	0	0	0.0	0.0	0.0				0	0
10. 2014.	0	0	0	0.0	0.0	0.0				0	0
11. 2015.	0	0	0	0.0	0.0	0.0				0	0
12. Totals	XXX	XXX	XXX	XXX	XXX	XXX	0	0	XXX	0	0



**SCHEDULE P - PART 11 - SPECIAL PROPERTY (FIRE, ALLIED LINES, INLAND MARINE,  
EARTHQUAKE, BURGLARY AND THEFT)**  
(\$000 omitted)

Years in Which Premiums Were Earned and Losses Were Incurred	Premiums Earned			Loss and Loss Expense Payments						12 Number of Claims Reported- Direct and Assumed		
	1  Direct and Assumed	2  Ceded	3  Net (Cols. 1 - 2)	Loss Payments		Defense and Cost Containment Payments		Adjusting and Other Payments			10  Salvage and Subrogation Received	11  Total Net Paid (Cols. 4 - 5 + 6 - 7 + 8 - 9)
				4  Direct and Assumed	5  Ceded	6  Direct and Assumed	7  Ceded	8  Direct and Assumed	9  Ceded			
1. Prior.....	.....XXX.....	.....XXX.....	.....XXX.....								.....0.....	.....XXX.....
2. 2014.....	.....81.....		.....81.....	.....34.....				.....1.....			.....36.....	.....XXX.....
3. 2015.....	.....1,042.....		.....1,042.....	.....332.....				.....18.....		.....34.....	.....350.....	.....XXX.....
4. Totals....	.....XXX.....	.....XXX.....	.....XXX.....	.....366.....	.....0.....	.....0.....	.....0.....	.....19.....	.....0.....	.....34.....	.....386.....	.....XXX.....

	Losses Unpaid				Defense and Cost Containment Unpaid				Adjusting and Other Unpaid		23  Salvage and Subrogation Anticipated	24  Total Net Losses and Expenses Unpaid	25  Number of Claims Outstanding- Direct and Assumed
	Case Basis		Bulk + IBNR		Case Basis		Bulk + IBNR		21  Direct and Assumed	22  Ceded			
	13  Direct and Assumed	14  Ceded	15  Direct and Assumed	16  Ceded	17  Direct and Assumed	18  Ceded	19  Direct and Assumed	20  Ceded					
1. Prior.....												.....0.....	.....
2. 2014.....												.....0.....	.....
3. 2015.....			.....193.....					.....10.....				.....203.....	.....37.....
4. Totals..	.....0.....	.....0.....	.....193.....	.....0.....	.....0.....	.....0.....	.....0.....	.....10.....	.....0.....	.....0.....	.....0.....	.....203.....	.....37.....

	Total Losses and Loss Expenses Incurred			Loss and Loss Expense Percentage (Incurred/Premiums Earned)			Nontabular Discount		34  Inter-Company Pooling Participation Percentage	Net Balance Sheet Reserves after Discount	
	26  Direct and Assumed	27  Ceded	28  Net	29  Direct and Assumed	30  Ceded	31  Net	32  Loss	33  Loss Expense		35  Losses Unpaid	36  Loss Expenses Unpaid
1. Prior..	.....XXX.....	.....XXX.....	.....XXX.....	.....XXX.....	.....XXX.....	.....XXX.....			.....XXX.....	.....0.....	.....0.....
2. 2014.	.....36.....	.....0.....	.....36.....	.....43.9.....	.....0.0.....	.....43.9.....				.....0.....	.....0.....
3. 2015.	.....553.....	.....0.....	.....553.....	.....53.1.....	.....0.0.....	.....53.1.....				.....193.....	.....10.....
4. Totals	.....XXX.....	.....XXX.....	.....XXX.....	.....XXX.....	.....XXX.....	.....XXX.....	.....0.....	.....0.....	.....XXX.....	.....193.....	.....10.....

**SCHEDULE P - PART 1J - AUTO PHYSICAL DAMAGE**

(\$000 omitted)

Years in Which Premiums Were Earned and Losses Were Incurred	Premiums Earned			Loss and Loss Expense Payments						10 Salvage and Subrogation Received	11 Total Net Paid (Cols. 4 - 5 + 6 - 7 + 8 - 9)	12 Number of Claims Reported-Direct and Assumed
	1 Direct and Assumed	2 Ceded	3 Net (Cols. 1 - 2)	Loss Payments		Defense and Cost Containment Payments		Adjusting and Other Payments				
				4 Direct and Assumed	5 Ceded	6 Direct and Assumed	7 Ceded	8 Direct and Assumed	9 Ceded			
1. Prior.....	.....XXX.....	.....XXX.....	.....XXX.....	.....	.....	.....	.....	.....	.....	.....	.....0	.....XXX.....
2. 2014.....	.....	.....	.....0	.....	.....	.....	.....	.....	.....	.....	.....0	.....
3. 2015.....	.....	.....	.....0	.....	.....	.....	.....	.....	.....	.....	.....0	.....
4. Totals....	.....XXX.....	.....XXX.....	.....XXX.....	.....0	.....0	.....0	.....0	.....0	.....0	.....0	.....0	.....XXX.....

	Losses Unpaid				Defense and Cost Containment Unpaid				Adjusting and Other Unpaid		23 Salvage and Subrogation Anticipated	24 Total Net Losses and Expenses Unpaid	25 Number of Claims Outstanding-Direct and Assumed
	Case Basis		Bulk + IBNR		Case Basis		Bulk + IBNR		21 Direct and Assumed	22 Ceded			
	13 Direct and Assumed	14 Ceded	15 Direct and Assumed	16 Ceded	17 Direct and Assumed	18 Ceded	19 Direct and Assumed	20 Ceded					
1. Prior.....	.....	.....	.....	.....	.....	.....	.....	.....	.....	.....	.....	.....0	.....
2. 2014.....	.....	.....	.....	.....	.....	.....	.....	.....	.....	.....	.....	.....0	.....
3. 2015.....	.....	.....	.....	.....	.....	.....	.....	.....	.....	.....	.....	.....0	.....
4. Totals....	.....0	.....0	.....0	.....0	.....0	.....0	.....0	.....0	.....0	.....0	.....0	.....0	.....0

	Total Losses and Loss Expenses Incurred			Loss and Loss Expense Percentage (Incurred/Premiums Earned)			Nontabular Discount		34 Inter-Company Pooling Participation Percentage	Net Balance Sheet Reserves after Discount	
	26 Direct and Assumed	27 Ceded	28 Net	29 Direct and Assumed	30 Ceded	31 Net	32 Loss	33 Loss Expense		35 Losses Unpaid	36 Loss Expenses Unpaid
1. Prior..	.....XXX.....	.....XXX.....	.....XXX.....	.....XXX.....	.....XXX.....	.....XXX.....	.....	.....	.....XXX.....	.....0	.....0
2. 2014.	.....0	.....0	.....0	.....0.0	.....0.0	.....0.0	.....	.....	.....	.....0	.....0
3. 2015.	.....0	.....0	.....0	.....0.0	.....0.0	.....0.0	.....	.....	.....	.....0	.....0
4. Totals	.....XXX.....	.....XXX.....	.....XXX.....	.....XXX.....	.....XXX.....	.....XXX.....	.....0	.....0	.....XXX.....	.....0	.....0

**SCHEDULE P - PART 1K - FIDELITY/SURETY**  
(\$000 omitted)

Years in Which Premiums Were Earned and Losses Were Incurred	Premiums Earned			Loss and Loss Expense Payments						12 Number of Claims Reported-Direct and Assumed		
	1 Direct and Assumed	2 Ceded	3 Net (Cols. 1 - 2)	Loss Payments		Defense and Cost Containment Payments		Adjusting and Other Payments			10 Salvage and Subrogation Received	11 Total Net Paid (Cols. 4 - 5 + 6 - 7 + 8 - 9)
				4 Direct and Assumed	5 Ceded	6 Direct and Assumed	7 Ceded	8 Direct and Assumed	9 Ceded			
1. Prior.....	.....XXX.....	.....XXX.....	.....XXX.....								.....0	.....XXX.....
2. 2014.....			.....0								.....0	.....XXX.....
3. 2015.....			.....0								.....0	.....XXX.....
4. Totals....	.....XXX.....	.....XXX.....	.....XXX.....	.....0	.....0	.....0	.....0	.....0	.....0	.....0	.....0	.....XXX.....

	Losses Unpaid				Defense and Cost Containment Unpaid				Adjusting and Other Unpaid		23 Salvage and Subrogation Anticipated	24 Total Net Losses and Expenses Unpaid	25 Number of Claims Outstanding-Direct and Assumed
	Case Basis		Bulk + IBNR		Case Basis		Bulk + IBNR		21 Direct and Assumed	22 Ceded			
	13 Direct and Assumed	14 Ceded	15 Direct and Assumed	16 Ceded	17 Direct and Assumed	18 Ceded	19 Direct and Assumed	20 Ceded					
1. Prior.....												.....0	
2. 2014.....												.....0	
3. 2015.....												.....0	
4. Totals..	.....0	.....0	.....0	.....0	.....0	.....0	.....0	.....0	.....0	.....0	.....0	.....0	.....0

**NONE**

	Total Losses and Loss Expenses Incurred			Loss and Loss Expense Percentage (Incurred/Premiums Earned)			Nontabular Discount		34 Inter-Company Pooling Participation Percentage	Net Balance Sheet Reserves after Discount	
	26 Direct and Assumed	27 Ceded	28 Net	29 Direct and Assumed	30 Ceded	31 Net	32 Loss	33 Loss Expense		35 Losses Unpaid	36 Loss Expenses Unpaid
1. Prior..	.....XXX.....	.....XXX.....	.....XXX.....	.....XXX.....	.....XXX.....	.....XXX.....			.....XXX.....	.....0	.....0
2. 2014.	.....0	.....0	.....0	.....0.0	.....0.0	.....0.0				.....0	.....0
3. 2015.	.....0	.....0	.....0	.....0.0	.....0.0	.....0.0				.....0	.....0
4. Totals	.....XXX.....	.....XXX.....	.....XXX.....	.....XXX.....	.....XXX.....	.....XXX.....	.....0	.....0	.....XXX.....	.....0	.....0

## SCHEDULE P - PART 1L - OTHER (INCLUDING CREDIT, ACCIDENT AND HEALTH)

(\$000 omitted)

Years in Which Premiums Were Earned and Losses Were Incurred	Premiums Earned			Loss and Loss Expense Payments						10 Salvage and Subrogation Received	11 Total Net Paid (Cols. 4 - 5 + 6 - 7 + 8 - 9)	12 Number of Claims Reported- Direct and Assumed	
	1 Direct and Assumed	2 Ceded	3 Net (Cols. 1 - 2)	Loss Payments		Defense and Cost Containment Payments		Adjusting and Other Payments					
				4 Direct and Assumed	5 Ceded	6 Direct and Assumed	7 Ceded	8 Direct and Assumed	9 Ceded				
1. Prior.....	XXX	XXX	XXX								0	XXX	
2. 2014.....	3		3	1								1	XXX
3. 2015.....	33		33	2								2	XXX
4. Totals....	XXX	XXX	XXX	3	0	0	0	0	0	0	0	3	XXX

	Losses Unpaid				Defense and Cost Containment Unpaid				Adjusting and Other Unpaid		23 Salvage and Subrogation Anticipated	24 Total Net Losses and Expenses Unpaid	25 Number of Claims Outstanding- Direct and Assumed
	Case Basis		Bulk + IBNR		Case Basis		Bulk + IBNR		21 Direct and Assumed	22 Ceded			
	13 Direct and Assumed	14 Ceded	15 Direct and Assumed	16 Ceded	17 Direct and Assumed	18 Ceded	19 Direct and Assumed	20 Ceded					
1. Prior.....												0	
2. 2014.....												0	
3. 2015.....			6									6	2
4. Totals..	0	0	6	0	0	0	0	0	0	0	0	6	2

	Total Losses and Loss Expenses Incurred			Loss and Loss Expense Percentage (Incurred/Premiums Earned)			Nontabular Discount		34 Inter-Company Pooling Participation Percentage	Net Balance Sheet Reserves after Discount	
	26 Direct and Assumed	27 Ceded	28 Net	29 Direct and Assumed	30 Ceded	31 Net	32 Loss	33 Loss Expense		35 Losses Unpaid	36 Loss Expenses Unpaid
1. Prior..	XXX	XXX	XXX	XXX	XXX	XXX			XXX	0	0
2. 2014.	1	0	1	33.9	0.0	33.9				0	0
3. 2015.	8	0	8	24.2	0.0	24.2				6	0
4. Totals	XXX	XXX	XXX	XXX	XXX	XXX	0	0	XXX	6	0

**Sch. P - Pt. 1M  
NONE**

**Sch. P - Pt. 1N  
NONE**

**Sch. P - Pt. 1O  
NONE**

**Sch. P - Pt. 1P  
NONE**

**SCHEDULE P - PART 1R - SECTION 1 - PRODUCTS LIABILITY - OCCURRENCE**

(\$000 omitted)

Years in Which Premiums Were Earned and Losses Were Incurred	Premiums Earned			Loss and Loss Expense Payments						10 Salvage and Subrogation Received	11 Total Net Paid (Cols. 4 - 5 + 6 - 7 + 8 - 9)	12 Number of Claims Reported-Direct and Assumed
	1 Direct and Assumed	2 Ceded	3 Net (Cols. 1 - 2)	Loss Payments		Defense and Cost Containment Payments		Adjusting and Other Payments				
				4 Direct and Assumed	5 Ceded	6 Direct and Assumed	7 Ceded	8 Direct and Assumed	9 Ceded			
1. Prior.....	XXX	XXX	XXX								0	XXX
2. 2006.....			0								0	0
3. 2007.....	1		1								0	0
4. 2008.....	1		1								0	0
5. 2009.....	1		1								0	0
6. 2010.....			0								0	0
7. 2011.....			0								0	0
8. 2012.....			0								0	0
9. 2013.....			0								0	0
10. 2014.....			0								0	0
11. 2015.....			0								0	0
12. Totals...	XXX	XXX	XXX	0	0	0	0	0	0	0	0	XXX

	Losses Unpaid				Defense and Cost Containment Unpaid				Adjusting and Other Unpaid		23 Salvage and Subrogation Anticipated	24 Total Net Losses and Expenses Unpaid	25 Number of Claims Outstanding-Direct and Assumed
	Case Basis		Bulk + IBNR		Case Basis		Bulk + IBNR		21 Direct and Assumed	22 Ceded			
	13 Direct and Assumed	14 Ceded	15 Direct and Assumed	16 Ceded	17 Direct and Assumed	18 Ceded	19 Direct and Assumed	20 Ceded					
1. Prior.....												0	
2. 2006.....												0	
3. 2007.....												0	
4. 2008.....												0	
5. 2009.....												0	
6. 2010.....												0	
7. 2011.....												0	
8. 2012.....												0	
9. 2013.....												0	
10. 2014.....												0	
11. 2015.....												0	
12. Totals...	0	0	0	0	0	0	0	0	0	0	0	0	0

	Total Losses and Loss Expenses Incurred			Loss and Loss Expense Percentage (Incurred/Premiums Earned)			Nontabular Discount		34 Inter-Company Pooling Participation Percentage	Net Balance Sheet Reserves after Discount	
	26 Direct and Assumed	27 Ceded	28 Net	29 Direct and Assumed	30 Ceded	31 Net	32 Loss	33 Loss Expense		35 Losses Unpaid	36 Loss Expenses Unpaid
1. Prior..	XXX	XXX	XXX	XXX	XXX	XXX			XXX	0	0
2. 2006.	0	0	0	0.0	0.0	0.0				0	0
3. 2007.	0	0	0	0.0	0.0	0.0				0	0
4. 2008.	0	0	0	0.0	0.0	0.0				0	0
5. 2009.	0	0	0	0.0	0.0	0.0				0	0
6. 2010.	0	0	0	0.0	0.0	0.0				0	0
7. 2011.	0	0	0	0.0	0.0	0.0				0	0
8. 2012.	0	0	0	0.0	0.0	0.0				0	0
9. 2013.	0	0	0	0.0	0.0	0.0				0	0
10. 2014.	0	0	0	0.0	0.0	0.0				0	0
11. 2015.	0	0	0	0.0	0.0	0.0				0	0
12. Totals	XXX	XXX	XXX	XXX	XXX	XXX	0	0	XXX	0	0

**Sch. P - Pt. 1R - Sn. 2**  
**NONE**

**Sch. P - Pt. 1S**  
**NONE**

**Sch. P - Pt. 1T**  
**NONE**

**SCHEDULE P - PART 2A - HOMEOWNERS/FARMOWNERS**

Years in Which Losses Were Incurred	Incurred Net Losses and Defense and Cost Containment Expenses Reported at Year End (\$000 omitted)										Development	
	1	2	3	4	5	6	7	8	9	10	11	12
	2006	2007	2008	2009	2010	2011	2012	2013	2014	2015	One Year	Two Year
1. Prior.....											.0	0
2. 2006.....											.0	0
3. 2007.....	XXX	1,271	1,298	1,237	1,309	1,306	1,315	1,316	1,316	1,316	.0	0
4. 2008.....	XXX	XXX	2,529	2,610	2,744	2,737	2,732	2,735	2,735	2,735	.0	0
5. 2009.....	XXX	XXX	XXX	1,787	1,704	1,675	1,667	1,667	1,667	1,667	.0	0
6. 2010.....	XXX	XXX	XXX	XXX							.0	0
7. 2011.....	XXX	XXX	XXX	XXX	XXX						.0	0
8. 2012.....	XXX	XXX	XXX	XXX	XXX	XXX					.0	0
9. 2013.....	XXX	XXX	XXX	XXX	XXX	XXX	XXX				.0	0
10. 2014.....	XXX	XXX	XXX	XXX	XXX	XXX	XXX	XXX			.0	XXX
11. 2015.....	XXX	XXX	XXX	XXX	XXX	XXX	XXX	XXX	XXX		XXX	XXX
12. Totals											.0	0

**SCHEDULE P - PART 2B - PRIVATE PASSENGER AUTO LIABILITY/MEDICAL**

1. Prior.....											.0	0
2. 2006.....											.0	0
3. 2007.....	XXX	9,178	8,410	8,179	8,417	8,370	8,374	8,415	8,415	8,415	.0	0
4. 2008.....	XXX	XXX	13,376	12,046	12,484	12,324	12,317	12,408	12,408	12,408	.0	0
5. 2009.....	XXX	XXX	XXX	6,944	6,236	6,250	6,280	6,347	6,347	6,347	.0	0
6. 2010.....	XXX	XXX	XXX	XXX							.0	0
7. 2011.....	XXX	XXX	XXX	XXX	XXX						.0	0
8. 2012.....	XXX	XXX	XXX	XXX	XXX	XXX					.0	0
9. 2013.....	XXX	XXX	XXX	XXX	XXX	XXX	XXX				.0	0
10. 2014.....	XXX	XXX	XXX	XXX	XXX	XXX	XXX	XXX			.0	XXX
11. 2015.....	XXX	XXX	XXX	XXX	XXX	XXX	XXX	XXX	XXX		XXX	XXX
12. Totals											.0	0

**SCHEDULE P - PART 2C - COMMERCIAL AUTO/TRUCK LIABILITY/MEDICAL**

1. Prior.....											.0	0
2. 2006.....											.0	0
3. 2007.....	XXX	659	661	599	581	579	582	586	586	586	.0	0
4. 2008.....	XXX	XXX	877	789	725	686	716	742	742	742	.0	0
5. 2009.....	XXX	XXX	XXX	739	385	344	326	343	343	343	.0	0
6. 2010.....	XXX	XXX	XXX	XXX							.0	0
7. 2011.....	XXX	XXX	XXX	XXX	XXX						.0	0
8. 2012.....	XXX	XXX	XXX	XXX	XXX	XXX					.0	0
9. 2013.....	XXX	XXX	XXX	XXX	XXX	XXX	XXX				.0	0
10. 2014.....	XXX	XXX	XXX	XXX	XXX	XXX	XXX	XXX			.0	XXX
11. 2015.....	XXX	XXX	XXX	XXX	XXX	XXX	XXX	XXX	XXX		XXX	XXX
12. Totals											.0	0

**SCHEDULE P - PART 2D - WORKERS' COMPENSATION  
(EXCLUDING EXCESS WORKERS' COMPENSATION)**

1. Prior.....											.0	0
2. 2006.....											.0	0
3. 2007.....	XXX										.0	0
4. 2008.....	XXX	XXX									.0	0
5. 2009.....	XXX	XXX	XXX								.0	0
6. 2010.....	XXX	XXX	XXX	XXX							.0	0
7. 2011.....	XXX	XXX	XXX	XXX	XXX						.0	0
8. 2012.....	XXX	XXX	XXX	XXX	XXX	XXX					.0	0
9. 2013.....	XXX	XXX	XXX	XXX	XXX	XXX	XXX				.0	0
10. 2014.....	XXX	XXX	XXX	XXX	XXX	XXX	XXX	XXX			.0	XXX
11. 2015.....	XXX	XXX	XXX	XXX	XXX	XXX	XXX	XXX	XXX		XXX	XXX
12. Totals											.0	0

**SCHEDULE P - PART 2E - COMMERCIAL MULTIPLE PERIL**

1. Prior.....											.0	0
2. 2006.....											.0	0
3. 2007.....	XXX	121	117	75	77	77	90	86	86	86	.0	0
4. 2008.....	XXX	XXX	220	95	131	128	131	134	134	134	.0	0
5. 2009.....	XXX	XXX	XXX	56	50	48	43	43	43	43	.0	0
6. 2010.....	XXX	XXX	XXX	XXX							.0	0
7. 2011.....	XXX	XXX	XXX	XXX	XXX						.0	0
8. 2012.....	XXX	XXX	XXX	XXX	XXX	XXX					.0	0
9. 2013.....	XXX	XXX	XXX	XXX	XXX	XXX	XXX				.0	0
10. 2014.....	XXX	XXX	XXX	XXX	XXX	XXX	XXX	XXX			.0	XXX
11. 2015.....	XXX	XXX	XXX	XXX	XXX	XXX	XXX	XXX	XXX		XXX	XXX
12. Totals											.0	0



**SCHEDULE P - PART 2F - SECTION 1 - MEDICAL PROFESSIONAL LIABILITY - OCCURRENCE**

Years in Which Losses Were Incurred	Incurred Net Losses and Defense and Cost Containment Expenses Reported at Year End (\$000 omitted)										Development	
	1	2	3	4	5	6	7	8	9	10	11	12
	2006	2007	2008	2009	2010	2011	2012	2013	2014	2015	One Year	Two Year
1. Prior.....											.0	0
2. 2006.....											.0	0
3. 2007.....	XXX										.0	0
4. 2008.....	XXX	XXX									.0	0
5. 2009.....	XXX	XXX	XXX								.0	0
6. 2010.....	XXX	XXX	XXX	XXX							.0	0
7. 2011.....	XXX	XXX	XXX	XXX	XXX						.0	0
8. 2012.....	XXX	XXX	XXX	XXX	XXX	XXX					.0	0
9. 2013.....	XXX	XXX	XXX	XXX	XXX	XXX	XXX				.0	0
10. 2014.....	XXX	XXX	XXX	XXX	XXX	XXX	XXX	XXX			.0	XXX
11. 2015.....	XXX	XXX	XXX	XXX	XXX	XXX	XXX	XXX	XXX		XXX	XXX
12. Totals											.0	0

**SCHEDULE P - PART 2F - SECTION 2 - MEDICAL PROFESSIONAL LIABILITY - CLAIMS-MADE**

1. Prior.....											.0	0
2. 2006.....											.0	0
3. 2007.....	XXX										.0	0
4. 2008.....	XXX	XXX									.0	0
5. 2009.....	XXX	XXX	XXX								.0	0
6. 2010.....	XXX	XXX	XXX	XXX							.0	0
7. 2011.....	XXX	XXX	XXX	XXX	XXX						.0	0
8. 2012.....	XXX	XXX	XXX	XXX	XXX	XXX					.0	0
9. 2013.....	XXX	XXX	XXX	XXX	XXX	XXX	XXX				.0	0
10. 2014.....	XXX	XXX	XXX	XXX	XXX	XXX	XXX	XXX			.0	XXX
11. 2015.....	XXX	XXX	XXX	XXX	XXX	XXX	XXX	XXX	XXX		XXX	XXX
12. Totals											.0	0

**SCHEDULE P - PART 2G - SPECIAL LIABILITY (OCEAN MARINE, AIRCRAFT (ALL PERILS), BOILER & MACHINERY)**

1. Prior.....											.0	0
2. 2006.....											.0	0
3. 2007.....	XXX										.0	0
4. 2008.....	XXX	XXX									.0	0
5. 2009.....	XXX	XXX	XXX								.0	0
6. 2010.....	XXX	XXX	XXX	XXX							.0	0
7. 2011.....	XXX	XXX	XXX	XXX	XXX						.0	0
8. 2012.....	XXX	XXX	XXX	XXX	XXX	XXX					.0	0
9. 2013.....	XXX	XXX	XXX	XXX	XXX	XXX	XXX				.0	0
10. 2014.....	XXX	XXX	XXX	XXX	XXX	XXX	XXX	XXX			.0	XXX
11. 2015.....	XXX	XXX	XXX	XXX	XXX	XXX	XXX	XXX	XXX		XXX	XXX
12. Totals											.0	0

**SCHEDULE P - PART 2H - SECTION 1 - OTHER LIABILITY - OCCURRENCE**

1. Prior.....											.0	0
2. 2006.....											.0	0
3. 2007.....	XXX	(9)	(2)	3	1	(9)	7	4	4	4	.0	0
4. 2008.....	XXX	XXX	(5)	11	8	(5)	12	8	8	8	.0	0
5. 2009.....	XXX	XXX	XXX	5	(2)	18	19	22	22	22	.0	0
6. 2010.....	XXX	XXX	XXX	XXX							.0	0
7. 2011.....	XXX	XXX	XXX	XXX	XXX						.0	0
8. 2012.....	XXX	XXX	XXX	XXX	XXX	XXX					.0	0
9. 2013.....	XXX	XXX	XXX	XXX	XXX	XXX	XXX				.0	0
10. 2014.....	XXX	XXX	XXX	XXX	XXX	XXX	XXX	XXX	3	2	(1)	XXX
11. 2015.....	XXX	XXX	XXX	XXX	XXX	XXX	XXX	XXX	XXX	11	XXX	XXX
12. Totals											(1)	0

**SCHEDULE P - PART 2H - SECTION 2 - OTHER LIABILITY - CLAIMS-MADE**

1. Prior.....											.0	0
2. 2006.....											.0	0
3. 2007.....	XXX										.0	0
4. 2008.....	XXX	XXX									.0	0
5. 2009.....	XXX	XXX	XXX								.0	0
6. 2010.....	XXX	XXX	XXX	XXX							.0	0
7. 2011.....	XXX	XXX	XXX	XXX	XXX						.0	0
8. 2012.....	XXX	XXX	XXX	XXX	XXX	XXX					.0	0
9. 2013.....	XXX	XXX	XXX	XXX	XXX	XXX	XXX				.0	0
10. 2014.....	XXX	XXX	XXX	XXX	XXX	XXX	XXX	XXX			.0	XXX
11. 2015.....	XXX	XXX	XXX	XXX	XXX	XXX	XXX	XXX	XXX		XXX	XXX
12. Totals											.0	0

## SCHEDULE P - PART 2I - SPECIAL PROPERTY (FIRE, ALLIED LINES, INLAND MARINE, EARTHQUAKE, BURGLARY AND THEFT)

Years in Which Losses Were Incurred	Incurred Net Losses and Defense and Cost Containment Expenses Reported at Year End (\$000 omitted)										Development	
	1	2	3	4	5	6	7	8	9	10	11	12
	2006	2007	2008	2009	2010	2011	2012	2013	2014	2015	One Year	Two Year
1. Prior.....	XXX	XXX	XXX	XXX	XXX	XXX	XXX	XXX	XXX	XXX	0	0
2. 2014.....	XXX	XXX	XXX	XXX	XXX	XXX	XXX	XXX	.26	.34	.8	XXX
3. 2015.....	XXX	XXX	XXX	XXX	XXX	XXX	XXX	XXX	XXX	525	XXX	XXX
4. Totals											.8	0

## SCHEDULE P - PART 2J - AUTO PHYSICAL DAMAGE

1. Prior.....	XXX	XXX	XXX	XXX	XXX	XXX	XXX	XXX	XXX	XXX	0	0
2. 2014.....	XXX	XXX	XXX	XXX	XXX	XXX	XXX	XXX	XXX	XXX	0	XXX
3. 2015.....	XXX	XXX	XXX	XXX	XXX	XXX	XXX	XXX	XXX	XXX	XXX	XXX
4. Totals											0	0

## SCHEDULE P - PART 2K - FIDELITY/SURETY

1. Prior.....	XXX	XXX	XXX	XXX	<b>NONE</b>					XXX	XXX	0	0
2. 2014.....	XXX	XXX	XXX	XXX	<b>NONE</b>					XXX	XXX	0	XXX
3. 2015.....	XXX	XXX	XXX	XXX	<b>NONE</b>					XXX	XXX	XXX	XXX
4. Totals										0	0	0	0

## SCHEDULE P - PART 2L - OTHER (INCLUDING CREDIT, ACCIDENT AND HEALTH)

1. Prior.....	XXX	XXX	XXX	XXX	XXX	XXX	XXX	XXX	XXX	0	0	0
2. 2014.....	XXX	XXX	XXX	XXX	XXX	XXX	XXX	XXX	XXX	0	.1	.1
3. 2015.....	XXX	XXX	XXX	XXX	XXX	XXX	XXX	XXX	XXX	.8	XXX	XXX
4. Totals											.1	0

## SCHEDULE P - PART 2M - INTERNATIONAL

1. Prior.....											0	0
2. 2006.....											0	0
3. 2007.....	XXX										0	0
4. 2008.....	XXX	XXX									0	0
5. 2009.....	XXX	XXX	XXX								0	0
6. 2010.....	XXX	XXX	XXX	XXX	<b>NONE</b>					0	0	
7. 2011.....	XXX	XXX	XXX	XXX	XXX						0	0
8. 2012.....	XXX	XXX	XXX	XXX	XXX	XXX					0	0
9. 2013.....	XXX	XXX	XXX	XXX	XXX	XXX	XXX				0	0
10. 2014.....	XXX	XXX	XXX	XXX	XXX	XXX	XXX	XXX			0	XXX
11. 2015.....	XXX	XXX	XXX	XXX	XXX	XXX	XXX	XXX	XXX		XXX	XXX
12. Totals											0	0

**Sch. P - Pt. 2N**  
**NONE**

**Sch. P - Pt. 2O**  
**NONE**

**Sch. P - Pt. 2P**  
**NONE**

**Sch. P - Pt. 2R - Sn. 1**  
**NONE**

**Sch. P - Pt. 2R - Sn. 2**  
**NONE**

**Sch. P - Pt. 2S**  
**NONE**

**Sch. P - Pt. 2T**  
**NONE**

**SCHEDULE P - PART 3A - HOMEOWNERS/FARMOWNERS**

Years in Which Losses Were Incurred	Cumulative Paid Net Losses and Defense and Cost Containment Expenses Reported at Year End (\$000 omitted)										11 Number of Claims Closed With Loss Payment	12 Number of Claims Closed Without Loss Payment	
	1 2006	2 2007	3 2008	4 2009	5 2010	6 2011	7 2012	8 2013	9 2014	10 2015			
1. Prior.....	.000												
2. 2006.....													
3. 2007.....	XXX	829	1,196	1,240	1,265	1,286	1,307	1,316	1,316	1,316	1,090	455	
4. 2008.....	XXX	XXX	1,594	2,599	2,674	2,708	2,713	2,735	2,735	2,735	1,649	458	
5. 2009.....	XXX	XXX	XXX	1,265	1,558	1,620	1,636	1,667	1,667	1,667	624	203	
6. 2010.....	XXX	XXX	XXX	XXX									
7. 2011.....	XXX	XXX	XXX	XXX	XXX								
8. 2012.....	XXX	XXX	XXX	XXX	XXX	XXX							
9. 2013.....	XXX	XXX	XXX	XXX	XXX	XXX	XXX						
10. 2014.....	XXX	XXX	XXX	XXX	XXX	XXX	XXX	XXX					
11. 2015.....	XXX	XXX	XXX	XXX	XXX	XXX	XXX	XXX	XXX				

**SCHEDULE P - PART 3B - PRIVATE PASSENGER AUTO LIABILITY/MEDICAL**

1. Prior.....	.000											
2. 2006.....												
3. 2007.....	XXX	3,652	6,386	7,337	7,840	8,141	8,305	8,415	8,415	8,415	12,953	3,809
4. 2008.....	XXX	XXX	5,414	9,538	10,747	11,595	12,069	12,408	12,408	12,408	13,931	4,111
5. 2009.....	XXX	XXX	XXX	3,833	5,073	5,653	6,046	6,347	6,347	6,347	6,426	1,942
6. 2010.....	XXX	XXX	XXX	XXX								
7. 2011.....	XXX	XXX	XXX	XXX	XXX							
8. 2012.....	XXX	XXX	XXX	XXX	XXX	XXX						
9. 2013.....	XXX	XXX	XXX	XXX	XXX	XXX	XXX					
10. 2014.....	XXX	XXX	XXX	XXX	XXX	XXX	XXX	XXX				
11. 2015.....	XXX	XXX	XXX	XXX	XXX	XXX	XXX	XXX	XXX			

**SCHEDULE P - PART 3C - COMMERCIAL AUTO/TRUCK LIABILITY/MEDICAL**

1. Prior.....	.000											
2. 2006.....												
3. 2007.....	XXX	176	328	438	493	536	574	586	586	586	654	179
4. 2008.....	XXX	XXX	205	402	503	604	704	742	742	742	628	155
5. 2009.....	XXX	XXX	XXX	145	227	258	285	343	343	343	271	68
6. 2010.....	XXX	XXX	XXX	XXX								
7. 2011.....	XXX	XXX	XXX	XXX	XXX							
8. 2012.....	XXX	XXX	XXX	XXX	XXX	XXX						
9. 2013.....	XXX	XXX	XXX	XXX	XXX	XXX	XXX					
10. 2014.....	XXX	XXX	XXX	XXX	XXX	XXX	XXX	XXX				
11. 2015.....	XXX	XXX	XXX	XXX	XXX	XXX	XXX	XXX	XXX			

**SCHEDULE P - PART 3D - WORKERS' COMPENSATION  
(EXCLUDING EXCESS WORKERS' COMPENSATION)**

1. Prior.....	.000											
2. 2006.....												
3. 2007.....	XXX											
4. 2008.....	XXX	XXX										
5. 2009.....	XXX	XXX	XXX									
6. 2010.....	XXX	XXX	XXX	XXX	XXX							
7. 2011.....	XXX	XXX	XXX	XXX	XXX	XXX						
8. 2012.....	XXX	XXX	XXX	XXX	XXX	XXX	XXX					
9. 2013.....	XXX	XXX	XXX	XXX	XXX	XXX	XXX	XXX				
10. 2014.....	XXX	XXX	XXX	XXX	XXX	XXX	XXX	XXX	XXX			
11. 2015.....	XXX	XXX	XXX	XXX	XXX	XXX	XXX	XXX	XXX	XXX		

**NONE**

**SCHEDULE P - PART 3E - COMMERCIAL MULTIPLE PERIL**

1. Prior.....	.000											
2. 2006.....												
3. 2007.....	XXX	40	57	63	66	84	86	86	86	86	62	28
4. 2008.....	XXX	XXX	45	87	119	125	133	134	134	134	72	37
5. 2009.....	XXX	XXX	XXX	26	33	36	41	43	43	43	27	17
6. 2010.....	XXX	XXX	XXX	XXX								
7. 2011.....	XXX	XXX	XXX	XXX	XXX							
8. 2012.....	XXX	XXX	XXX	XXX	XXX	XXX						
9. 2013.....	XXX	XXX	XXX	XXX	XXX	XXX	XXX					
10. 2014.....	XXX	XXX	XXX	XXX	XXX	XXX	XXX	XXX				
11. 2015.....	XXX	XXX	XXX	XXX	XXX	XXX	XXX	XXX	XXX			

**SCHEDULE P - PART 3F - SECTION 1 - MEDICAL PROFESSIONAL LIABILITY - OCCURRENCE**

Years in Which Losses Were Incurred	Cumulative Paid Net Losses and Defense and Cost Containment Expenses Reported at Year End (\$000 omitted)										11 Number of Claims Closed With Loss Payment	12 Number of Claims Closed Without Loss Payment	
	1 2006	2 2007	3 2008	4 2009	5 2010	6 2011	7 2012	8 2013	9 2014	10 2015			
1. Prior.....	.000												
2. 2006.....													
3. 2007.....	XXX												
4. 2008.....	XXX	XXX											
5. 2009.....	XXX	XXX	XXX										
6. 2010.....	XXX	XXX	XXX	XXX									
7. 2011.....	XXX	XXX	XXX	XXX	XXX								
8. 2012.....	XXX	XXX	XXX	XXX	XXX	XXX							
9. 2013.....	XXX	XXX	XXX	XXX	XXX	XXX	XXX						
10. 2014.....	XXX	XXX	XXX	XXX	XXX	XXX	XXX	XXX					
11. 2015.....	XXX	XXX	XXX	XXX	XXX	XXX	XXX	XXX	XXX				

**SCHEDULE P - PART 3F - SECTION 2 - MEDICAL PROFESSIONAL LIABILITY - CLAIMS-MADE**

1. Prior.....	.000												
2. 2006.....													
3. 2007.....	XXX												
4. 2008.....	XXX	XXX											
5. 2009.....	XXX	XXX	XXX										
6. 2010.....	XXX	XXX	XXX	XXX									
7. 2011.....	XXX	XXX	XXX	XXX	XXX								
8. 2012.....	XXX	XXX	XXX	XXX	XXX	XXX							
9. 2013.....	XXX	XXX	XXX	XXX	XXX	XXX	XXX						
10. 2014.....	XXX	XXX	XXX	XXX	XXX	XXX	XXX	XXX					
11. 2015.....	XXX	XXX	XXX	XXX	XXX	XXX	XXX	XXX	XXX				

**SCHEDULE P - PART 3G - SPECIAL LIABILITY (OCEAN MARINE, AIRCRAFT (ALL PERILS), BOILER AND MACHINERY)**

1. Prior.....	.000										XXX	XXX
2. 2006.....											XXX	XXX
3. 2007.....	XXX										XXX	XXX
4. 2008.....	XXX	XXX									XXX	XXX
5. 2009.....	XXX	XXX	XXX								XXX	XXX
6. 2010.....	XXX	XXX	XXX	XXX							XXX	XXX
7. 2011.....	XXX	XXX	XXX	XXX	XXX						XXX	XXX
8. 2012.....	XXX	XXX	XXX	XXX	XXX	XXX					XXX	XXX
9. 2013.....	XXX	XXX	XXX	XXX	XXX	XXX	XXX				XXX	XXX
10. 2014.....	XXX	XXX	XXX	XXX	XXX	XXX	XXX	XXX			XXX	XXX
11. 2015.....	XXX	XXX	XXX	XXX	XXX	XXX	XXX	XXX	XXX		XXX	XXX

**SCHEDULE P - PART 3H - SECTION 1 - OTHER LIABILITY - OCCURRENCE**

1. Prior.....	.000											
2. 2006.....												
3. 2007.....	XXX											
4. 2008.....	XXX	XXX										
5. 2009.....	XXX	XXX	XXX	(1)	(1)							
6. 2010.....	XXX	XXX	XXX	XXX								
7. 2011.....	XXX	XXX	XXX	XXX	XXX							
8. 2012.....	XXX	XXX	XXX	XXX	XXX	XXX						
9. 2013.....	XXX	XXX	XXX	XXX	XXX	XXX	XXX					
10. 2014.....	XXX	XXX	XXX	XXX	XXX	XXX	XXX	XXX			2	2
11. 2015.....	XXX	XXX	XXX	XXX	XXX	XXX	XXX	XXX	XXX		9	8

**SCHEDULE P - PART 3H - SECTION 2 - OTHER LIABILITY - CLAIMS-MADE**

1. Prior.....	.000											
2. 2006.....												
3. 2007.....	XXX											
4. 2008.....	XXX	XXX										
5. 2009.....	XXX	XXX	XXX									
6. 2010.....	XXX	XXX	XXX	XXX								
7. 2011.....	XXX	XXX	XXX	XXX	XXX							
8. 2012.....	XXX	XXX	XXX	XXX	XXX	XXX						
9. 2013.....	XXX	XXX	XXX	XXX	XXX	XXX	XXX					
10. 2014.....	XXX	XXX	XXX	XXX	XXX	XXX	XXX	XXX				
11. 2015.....	XXX	XXX	XXX	XXX	XXX	XXX	XXX	XXX	XXX			

**SCHEDULE P - PART 3I - SPECIAL PROPERTY (FIRE, ALLIED LINES, INLAND MARINE, EARTHQUAKE, BURGLARY AND THEFT)**

Years in Which Losses Were Incurred	Cumulative Paid Net Losses and Defense and Containment Expenses Reported at Year End (\$000 omitted)										11 Number of Claims Closed With Loss Payment	12 Number of Claims Closed Without Loss Payment	
	1 2006	2 2007	3 2008	4 2009	5 2010	6 2011	7 2012	8 2013	9 2014	10 2015			
1. Prior.....	XXX	XXX	XXX	XXX	XXX	XXX	XXX	.000				XXX	XXX
2. 2014.....	XXX	XXX	XXX	XXX	XXX	XXX	XXX	XXX		9	34	XXX	XXX
3. 2015.....	XXX	XXX	XXX	XXX	XXX	XXX	XXX	XXX	XXX		332	XXX	XXX

**SCHEDULE P - PART 3J - AUTO PHYSICAL DAMAGE**

1. Prior.....	XXX	XXX	XXX	XXX	XXX	XXX	XXX	.000				20,381	2,524
2. 2014.....	XXX	XXX	XXX	XXX	XXX	XXX	XXX	XXX					
3. 2015.....	XXX	XXX	XXX	XXX	XXX	XXX	XXX	XXX	XXX				

**SCHEDULE P - PART 3K - FIDELITY/SURETY**

1. Prior.....	XXX	XXX	XXX	XXX	XXX	XXX	XXX	.000				XXX	XXX
2. 2014.....	XXX	XXX	XXX	XXX	XXX	XXX	XXX	XXX				XXX	XXX
3. 2015.....	XXX	XXX	XXX	XXX	XXX	XXX	XXX	XXX	XXX	XXX		XXX	XXX

**NONE**

**SCHEDULE P - PART 3L - OTHER (INCLUDING CREDIT, ACCIDENT AND HEALTH)**

1. Prior.....	XXX	XXX	XXX	XXX	XXX	XXX	XXX	.000				XXX	XXX
2. 2014.....	XXX	XXX	XXX	XXX	XXX	XXX	XXX	XXX			1	XXX	XXX
3. 2015.....	XXX	XXX	XXX	XXX	XXX	XXX	XXX	XXX	XXX	XXX	2	XXX	XXX

**SCHEDULE P - PART 3M - INTERNATIONAL**

1. Prior.....	.000											XXX	XXX
2. 2006.....												XXX	XXX
3. 2007.....	XXX											XXX	XXX
4. 2008.....	XXX	XXX										XXX	XXX
5. 2009.....	XXX	XXX	XXX									XXX	XXX
6. 2010.....	XXX	XXX	XXX	XXX								XXX	XXX
7. 2011.....	XXX	XXX	XXX	XXX	XXX							XXX	XXX
8. 2012.....	XXX	XXX	XXX	XXX	XXX	XXX						XXX	XXX
9. 2013.....	XXX	XXX	XXX	XXX	XXX	XXX	XXX					XXX	XXX
10. 2014.....	XXX	XXX	XXX	XXX	XXX	XXX	XXX	XXX				XXX	XXX
11. 2015.....	XXX	XXX	XXX	XXX	XXX	XXX	XXX	XXX	XXX	XXX		XXX	XXX

**NONE**

**Sch. P - Pt. 3N  
NONE**

**Sch. P - Pt. 3O  
NONE**

**Sch. P - Pt. 3P  
NONE**

**Sch. P - Pt. 3R - Sn. 1  
NONE**

**Sch. P - Pt. 3R - Sn. 2  
NONE**

**Sch. P - Pt. 3S  
NONE**

**Sch. P - Pt. 3T  
NONE**

**SCHEDULE P - PART 4A - HOMEOWNERS/FARMOWNERS**

Years in Which Losses Were Incurred	Bulk and IBNR Reserves on Net Losses and Defense and Cost Containment Expenses Reported at Year End (\$000 omitted)									
	1	2	3	4	5	6	7	8	9	10
	2006	2007	2008	2009	2010	2011	2012	2013	2014	2015
1. Prior.....										
2. 2006.....										
3. 2007.....	XXX	102	17	(59)	(37)	(28)	(20)			
4. 2008.....	XXX	XXX	229	(145)	(79)	(58)	(40)			
5. 2009.....	XXX	XXX	XXX	276	(64)	(54)	(39)			
6. 2010.....	XXX	XXX	XXX	XXX						
7. 2011.....	XXX	XXX	XXX	XXX	XXX					
8. 2012.....	XXX	XXX	XXX	XXX	XXX	XXX				
9. 2013.....	XXX	XXX	XXX	XXX	XXX	XXX	XXX			
10. 2014.....	XXX	XXX	XXX	XXX	XXX	XXX	XXX	XXX		
11. 2015.....	XXX	XXX	XXX	XXX	XXX	XXX	XXX	XXX	XXX	XXX

**SCHEDULE P - PART 4B - PRIVATE PASSENGER AUTO LIABILITY/MEDICAL**

1. Prior.....										
2. 2006.....										
3. 2007.....	XXX	1,460	219	(138)	(248)	(141)	(65)			
4. 2008.....	XXX	XXX	1,903	(162)	(506)	(354)	(238)			
5. 2009.....	XXX	XXX	XXX	1,096	(333)	(261)	(215)			
6. 2010.....	XXX	XXX	XXX	XXX						
7. 2011.....	XXX	XXX	XXX	XXX	XXX					
8. 2012.....	XXX	XXX	XXX	XXX	XXX	XXX				
9. 2013.....	XXX	XXX	XXX	XXX	XXX	XXX	XXX			
10. 2014.....	XXX	XXX	XXX	XXX	XXX	XXX	XXX	XXX		
11. 2015.....	XXX	XXX	XXX	XXX	XXX	XXX	XXX	XXX	XXX	XXX

**SCHEDULE P - PART 4C - COMMERCIAL AUTO/TRUCK LIABILITY/MEDICAL**

1. Prior.....										
2. 2006.....										
3. 2007.....	XXX	157	77	(3)	(18)	(21)	(7)			
4. 2008.....	XXX	XXX	187	112	(5)	(46)	(24)			
5. 2009.....	XXX	XXX	XXX	297	30	12				
6. 2010.....	XXX	XXX	XXX	XXX						
7. 2011.....	XXX	XXX	XXX	XXX	XXX					
8. 2012.....	XXX	XXX	XXX	XXX	XXX	XXX				
9. 2013.....	XXX	XXX	XXX	XXX	XXX	XXX	XXX			
10. 2014.....	XXX	XXX	XXX	XXX	XXX	XXX	XXX	XXX		
11. 2015.....	XXX	XXX	XXX	XXX	XXX	XXX	XXX	XXX	XXX	XXX

**SCHEDULE P - PART 4D - WORKERS' COMPENSATION  
(EXCLUDING EXCESS WORKERS' COMPENSATION)**

1. Prior.....										
2. 2006.....										
3. 2007.....	XXX									
4. 2008.....	XXX	XXX								
5. 2009.....	XXX	XXX	XXX							
6. 2010.....	XXX	XXX	XXX	XXX						
7. 2011.....	XXX	XXX	XXX	XXX	XXX					
8. 2012.....	XXX	XXX	XXX	XXX	XXX	XXX				
9. 2013.....	XXX	XXX	XXX	XXX	XXX	XXX	XXX			
10. 2014.....	XXX	XXX	XXX	XXX	XXX	XXX	XXX	XXX		
11. 2015.....	XXX	XXX	XXX	XXX	XXX	XXX	XXX	XXX	XXX	XXX

**NONE**

**SCHEDULE P - PART 4E - COMMERCIAL MULTIPLE PERIL**

1. Prior.....										
2. 2006.....										
3. 2007.....	XXX	41	16	(16)	(12)	(18)	(2)			
4. 2008.....	XXX	XXX	58	(39)	(31)	(25)	(14)			
5. 2009.....	XXX	XXX	XXX	2	(4)	(10)	(6)			
6. 2010.....	XXX	XXX	XXX	XXX						
7. 2011.....	XXX	XXX	XXX	XXX	XXX					
8. 2012.....	XXX	XXX	XXX	XXX	XXX	XXX				
9. 2013.....	XXX	XXX	XXX	XXX	XXX	XXX	XXX			
10. 2014.....	XXX	XXX	XXX	XXX	XXX	XXX	XXX	XXX		
11. 2015.....	XXX	XXX	XXX	XXX	XXX	XXX	XXX	XXX	XXX	XXX



**SCHEDULE P - PART 4F - SECTION 1 - MEDICAL PROFESSIONAL LIABILITY - OCCURRENCE**

Years in Which Losses Were Incurred	Bulk and IBNR Reserves on Net Losses and Defense and Cost Containment Expenses Reported at Year End (\$000 omitted)									
	1	2	3	4	5	6	7	8	9	10
	2006	2007	2008	2009	2010	2011	2012	2013	2014	2015
1. Prior.....										
2. 2006.....										
3. 2007.....	XXX									
4. 2008.....	XXX	XXX								
5. 2009.....	XXX	XXX	XXX							
6. 2010.....	XXX	XXX	XXX	XXX						
7. 2011.....	XXX	XXX	XXX	XXX	XXX					
8. 2012.....	XXX	XXX	XXX	XXX	XXX	XXX				
9. 2013.....	XXX	XXX	XXX	XXX	XXX	XXX	XXX			
10. 2014.....	XXX	XXX	XXX	XXX	XXX	XXX	XXX	XXX		
11. 2015.....	XXX	XXX	XXX	XXX	XXX	XXX	XXX	XXX	XXX	

**NONE**

**SCHEDULE P - PART 4F - SECTION 2 - MEDICAL PROFESSIONAL LIABILITY - CLAIMS-MADE**

1. Prior.....										
2. 2006.....										
3. 2007.....	XXX									
4. 2008.....	XXX	XXX								
5. 2009.....	XXX	XXX	XXX							
6. 2010.....	XXX	XXX	XXX	XXX						
7. 2011.....	XXX	XXX	XXX	XXX	XXX					
8. 2012.....	XXX	XXX	XXX	XXX	XXX	XXX				
9. 2013.....	XXX	XXX	XXX	XXX	XXX	XXX	XXX			
10. 2014.....	XXX	XXX	XXX	XXX	XXX	XXX	XXX	XXX		
11. 2015.....	XXX	XXX	XXX	XXX	XXX	XXX	XXX	XXX	XXX	

**NONE**

**SCHEDULE P - PART 4G - SPECIAL LIABILITY (OCEAN MARINE, AIRCRAFT (ALL PERILS), BOILER AND MACHINERY)**

1. Prior.....										
2. 2006.....										
3. 2007.....	XXX									
4. 2008.....	XXX	XXX								
5. 2009.....	XXX	XXX	XXX							
6. 2010.....	XXX	XXX	XXX	XXX						
7. 2011.....	XXX	XXX	XXX	XXX	XXX					
8. 2012.....	XXX	XXX	XXX	XXX	XXX	XXX				
9. 2013.....	XXX	XXX	XXX	XXX	XXX	XXX	XXX			
10. 2014.....	XXX	XXX	XXX	XXX	XXX	XXX	XXX	XXX		
11. 2015.....	XXX	XXX	XXX	XXX	XXX	XXX	XXX	XXX	XXX	

**NONE**

**SCHEDULE P - PART 4H - SECTION 1 - OTHER LIABILITY - OCCURRENCE**

1. Prior.....										
2. 2006.....										
3. 2007.....	XXX	5	(10)		(2)	(1)	2			
4. 2008.....	XXX	XXX	(14)	1	(3)	1	1			
5. 2009.....	XXX	XXX	XXX	1	(3)	(2)	1			
6. 2010.....	XXX	XXX	XXX	XXX						
7. 2011.....	XXX	XXX	XXX	XXX	XXX					
8. 2012.....	XXX	XXX	XXX	XXX	XXX	XXX				
9. 2013.....	XXX	XXX	XXX	XXX	XXX	XXX	XXX			
10. 2014.....	XXX	XXX	XXX	XXX	XXX	XXX	XXX	XXX	3	
11. 2015.....	XXX	XXX	XXX	XXX	XXX	XXX	XXX	XXX	XXX	2

**SCHEDULE P - PART 4H - SECTION 2 - OTHER LIABILITY - CLAIMS-MADE**

1. Prior.....										
2. 2006.....										
3. 2007.....	XXX									
4. 2008.....	XXX	XXX								
5. 2009.....	XXX	XXX	XXX							
6. 2010.....	XXX	XXX	XXX	XXX						
7. 2011.....	XXX	XXX	XXX	XXX	XXX					
8. 2012.....	XXX	XXX	XXX	XXX	XXX	XXX				
9. 2013.....	XXX	XXX	XXX	XXX	XXX	XXX	XXX			
10. 2014.....	XXX	XXX	XXX	XXX	XXX	XXX	XXX	XXX		
11. 2015.....	XXX	XXX	XXX	XXX	XXX	XXX	XXX	XXX	XXX	

**NONE**

**SCHEDULE P - PART 4I - SPECIAL PROPERTY (FIRE, ALLIED LINES, INLAND MARINE, EARTHQUAKE, BURGLARY AND THEFT)**

Years in Which Losses Were Incurred	Bulk and IBNR Reserves on Net Losses and Defense and Cost Containment Expenses Reported at Year End (\$000 omitted)									
	1 2006	2 2007	3 2008	4 2009	5 2010	6 2011	7 2012	8 2013	9 2014	10 2015
1. Prior.....	XXX	XXX	XXX	XXX	XXX	XXX	XXX			
2. 2014.....	XXX	XXX	XXX	XXX	XXX	XXX	XXX	XXX	17	
3. 2015.....	XXX	XXX	XXX	XXX	XXX	XXX	XXX	XXX	XXX	193

**SCHEDULE P - PART 4J - AUTO PHYSICAL DAMAGE**

1. Prior.....	XXX	XXX	XXX	XXX	XXX	XXX	XXX			
2. 2014.....	XXX	XXX	XXX	XXX	XXX	XXX	XXX	XXX		
3. 2015.....	XXX	XXX	XXX	XXX	XXX	XXX	XXX	XXX	XXX	

**SCHEDULE P - PART 4K - FIDELITY/SURETY**

1. Prior.....	XXX	XXX	XXX	XXX	XXX	XXX	XXX			
2. 2014.....	XXX	XXX	XXX	XXX	XXX	XXX	XXX	XXX		
3. 2015.....	XXX	XXX	XXX	XXX	XXX	XXX	XXX	XXX	XXX	

**NONE**

**SCHEDULE P - PART 4L - OTHER (INCLUDING CREDIT, ACCIDENT AND HEALTH)**

1. Prior.....	XXX	XXX	XXX	XXX	XXX	XXX	XXX			
2. 2014.....	XXX	XXX	XXX	XXX	XXX	XXX	XXX	XXX	0	
3. 2015.....	XXX	XXX	XXX	XXX	XXX	XXX	XXX	XXX	XXX	6

**SCHEDULE P - PART 4M - INTERNATIONAL**

1. Prior.....										
2. 2006.....										
3. 2007.....	XXX									
4. 2008.....	XXX	XXX								
5. 2009.....	XXX	XXX	XXX							
6. 2010.....	XXX	XXX	XXX	XXX						
7. 2011.....	XXX	XXX	XXX	XXX	XXX					
8. 2012.....	XXX	XXX	XXX	XXX	XXX	XXX				
9. 2013.....	XXX	XXX	XXX	XXX	XXX	XXX	XXX			
10. 2014.....	XXX	XXX	XXX	XXX	XXX	XXX	XXX	XXX		
11. 2015.....	XXX	XXX	XXX	XXX	XXX	XXX	XXX	XXX	XXX	

**NONE**

**Sch. P - Pt. 4N  
NONE**

**Sch. P - Pt. 4O  
NONE**

**Sch. P - Pt. 4P  
NONE**

**Sch. P - Pt. 4R - Sn. 1  
NONE**

**Sch. P - Pt. 4R - Sn. 2  
NONE**

**Sch. P - Pt. 4S  
NONE**

**Sch. P - Pt. 4T  
NONE**

**SCHEDULE P - PART 5A - HOMEOWNERS/FARMOWNERS**

**SECTION 1**

Years in Which Premiums Were Earned and Losses Were Incurred	Cumulative Number of Claims Closed with Loss Payment Direct and Assumed at Year End									
	1 2006	2 2007	3 2008	4 2009	5 2010	6 2011	7 2012	8 2013	9 2014	10 2015
1. Prior.....										
2. 2006.....										
3. 2007.....	XXX	56	230	402	574	747	920	1,090	1,090	1,090
4. 2008.....	XXX	XXX	174	474	768	1,063	1,359	1,649	1,649	1,649
5. 2009.....	XXX	XXX	XXX	107	236	366	496	624	624	624
6. 2010.....	XXX	XXX	XXX	XXX						
7. 2011.....	XXX	XXX	XXX	XXX	XXX					
8. 2012.....	XXX	XXX	XXX	XXX	XXX	XXX				
9. 2013.....	XXX	XXX	XXX	XXX	XXX	XXX	XXX			
10. 2014.....	XXX	XXX	XXX	XXX	XXX	XXX	XXX	XXX		
11. 2015.....	XXX	XXX	XXX	XXX	XXX	XXX	XXX	XXX	XXX	

**SECTION 2**

Years in Which Premiums Were Earned and Losses Were Incurred	Number of Claims Outstanding Direct and Assumed at Year End									
	1 2006	2 2007	3 2008	4 2009	5 2010	6 2011	7 2012	8 2013	9 2014	10 2015
1. Prior.....										
2. 2006.....										
3. 2007.....	XXX	23	4	1	1	1				
4. 2008.....	XXX	XXX	102	3	2	1	1			
5. 2009.....	XXX	XXX	XXX	13	2	1	1			
6. 2010.....	XXX	XXX	XXX	XXX						
7. 2011.....	XXX	XXX	XXX	XXX	XXX					
8. 2012.....	XXX	XXX	XXX	XXX	XXX	XXX				
9. 2013.....	XXX	XXX	XXX	XXX	XXX	XXX	XXX			
10. 2014.....	XXX	XXX	XXX	XXX	XXX	XXX	XXX	XXX		
11. 2015.....	XXX	XXX	XXX	XXX	XXX	XXX	XXX	XXX	XXX	

**SECTION 3**

Years in Which Premiums Were Earned and Losses Were Incurred	Cumulative Number of Claims Reported Direct and Assumed at Year End									
	1 2006	2 2007	3 2008	4 2009	5 2010	6 2011	7 2012	8 2013	9 2014	10 2015
1. Prior.....										
2. 2006.....										
3. 2007.....	XXX	111	336	575	818	1,062	1,305	1,545	1,545	1,545
4. 2008.....	XXX	XXX	331	613	986	1,361	1,738	2,107	2,107	2,107
5. 2009.....	XXX	XXX	XXX	154	314	485	658	827	827	827
6. 2010.....	XXX	XXX	XXX	XXX						
7. 2011.....	XXX	XXX	XXX	XXX	XXX					
8. 2012.....	XXX	XXX	XXX	XXX	XXX	XXX				
9. 2013.....	XXX	XXX	XXX	XXX	XXX	XXX	XXX			
10. 2014.....	XXX	XXX	XXX	XXX	XXX	XXX	XXX	XXX		
11. 2015.....	XXX	XXX	XXX	XXX	XXX	XXX	XXX	XXX	XXX	

## SCHEDULE P - PART 5B - PRIVATE PASSENGER AUTO LIABILITY/MEDICAL

### SECTION 1

Years in Which Premiums Were Earned and Losses Were Incurred	Cumulative Number of Claims Closed with Loss Payment Direct and Assumed at Year End									
	1 2006	2 2007	3 2008	4 2009	5 2010	6 2011	7 2012	8 2013	9 2014	10 2015
1. Prior.....										
2. 2006.....										
3. 2007.....	XXX	322	2,377	4,466	6,584	8,714	10,852	12,953	12,953	12,953
4. 2008.....	XXX	XXX	1,595	3,964	6,429	8,934	11,453	13,931	13,931	13,931
5. 2009.....	XXX	XXX	XXX	879	2,220	3,613	5,029	6,426	6,426	6,426
6. 2010.....	XXX	XXX	XXX	XXX						
7. 2011.....	XXX	XXX	XXX	XXX	XXX					
8. 2012.....	XXX	XXX	XXX	XXX	XXX	XXX				
9. 2013.....	XXX	XXX	XXX	XXX	XXX	XXX	XXX			
10. 2014.....	XXX	XXX	XXX	XXX	XXX	XXX	XXX	XXX		
11. 2015.....	XXX	XXX	XXX	XXX	XXX	XXX	XXX	XXX	XXX	

### SECTION 2

Years in Which Premiums Were Earned and Losses Were Incurred	Number of Claims Outstanding Direct and Assumed at Year End									
	1 2006	2 2007	3 2008	4 2009	5 2010	6 2011	7 2012	8 2013	9 2014	10 2015
1. Prior.....										
2. 2006.....										
3. 2007.....	XXX	692	164	(6)	29	15	5			
4. 2008.....	XXX	XXX	1,139	138	80	31	13			
5. 2009.....	XXX	XXX	XXX	607	106	40	17			
6. 2010.....	XXX	XXX	XXX	XXX						
7. 2011.....	XXX	XXX	XXX	XXX	XXX					
8. 2012.....	XXX	XXX	XXX	XXX	XXX	XXX				
9. 2013.....	XXX	XXX	XXX	XXX	XXX	XXX	XXX			
10. 2014.....	XXX	XXX	XXX	XXX	XXX	XXX	XXX	XXX		
11. 2015.....	XXX	XXX	XXX	XXX	XXX	XXX	XXX	XXX	XXX	

### SECTION 3

Years in Which Premiums Were Earned and Losses Were Incurred	Cumulative Number of Claims Reported Direct and Assumed at Year End									
	1 2006	2 2007	3 2008	4 2009	5 2010	6 2011	7 2012	8 2013	9 2014	10 2015
1. Prior.....										
2. 2006.....										
3. 2007.....	XXX	1,287	3,398	5,903	8,646	11,356	14,080	16,762	16,762	16,762
4. 2008.....	XXX	XXX	3,236	5,308	8,437	11,622	14,856	18,042	18,042	18,042
5. 2009.....	XXX	XXX	XXX	1,766	3,017	4,761	6,574	8,368	8,368	8,368
6. 2010.....	XXX	XXX	XXX	XXX						
7. 2011.....	XXX	XXX	XXX	XXX	XXX					
8. 2012.....	XXX	XXX	XXX	XXX	XXX	XXX				
9. 2013.....	XXX	XXX	XXX	XXX	XXX	XXX	XXX			
10. 2014.....	XXX	XXX	XXX	XXX	XXX	XXX	XXX	XXX		
11. 2015.....	XXX	XXX	XXX	XXX	XXX	XXX	XXX	XXX	XXX	

## SCHEDULE P - PART 5C - COMMERCIAL AUTO/TRUCK LIABILITY/MEDICAL

### SECTION 1

Years in Which Premiums Were Earned and Losses Were Incurred	Cumulative Number of Claims Closed with Loss Payment Direct and Assumed at Year End									
	1 2006	2 2007	3 2008	4 2009	5 2010	6 2011	7 2012	8 2013	9 2014	10 2015
1. Prior.....										
2. 2006.....										
3. 2007.....	XXX	18	118	223	330	438	547	654	654	654
4. 2008.....	XXX	XXX	63	171	283	398	514	628	628	628
5. 2009.....	XXX	XXX	XXX	37	93	152	212	271	271	271
6. 2010.....	XXX	XXX	XXX	XXX						
7. 2011.....	XXX	XXX	XXX	XXX	XXX					
8. 2012.....	XXX	XXX	XXX	XXX	XXX	XXX				
9. 2013.....	XXX	XXX	XXX	XXX	XXX	XXX	XXX			
10. 2014.....	XXX	XXX	XXX	XXX	XXX	XXX	XXX	XXX		
11. 2015.....	XXX	XXX	XXX	XXX	XXX	XXX	XXX	XXX	XXX	

### SECTION 2

Years in Which Premiums Were Earned and Losses Were Incurred	Number of Claims Outstanding Direct and Assumed at Year End									
	1 2006	2 2007	3 2008	4 2009	5 2010	6 2011	7 2012	8 2013	9 2014	10 2015
1. Prior.....										
2. 2006.....										
3. 2007.....	XXX	27	8	4	2	1				
4. 2008.....	XXX	XXX	38	9	4	2	1			
5. 2009.....	XXX	XXX	XXX	17	4	2	1			
6. 2010.....	XXX	XXX	XXX	XXX						
7. 2011.....	XXX	XXX	XXX	XXX	XXX					
8. 2012.....	XXX	XXX	XXX	XXX	XXX	XXX				
9. 2013.....	XXX	XXX	XXX	XXX	XXX	XXX	XXX			
10. 2014.....	XXX	XXX	XXX	XXX	XXX	XXX	XXX	XXX		
11. 2015.....	XXX	XXX	XXX	XXX	XXX	XXX	XXX	XXX	XXX	

### SECTION 3

Years in Which Premiums Were Earned and Losses Were Incurred	Cumulative Number of Claims Reported Direct and Assumed at Year End									
	1 2006	2 2007	3 2008	4 2009	5 2010	6 2011	7 2012	8 2013	9 2014	10 2015
1. Prior.....										
2. 2006.....										
3. 2007.....	XXX	60	172	304	440	555	695	833	833	833
4. 2008.....	XXX	XXX	119	228	366	488	637	783	783	783
5. 2009.....	XXX	XXX	XXX	65	124	186	263	339	339	339
6. 2010.....	XXX	XXX	XXX	XXX						
7. 2011.....	XXX	XXX	XXX	XXX	XXX					
8. 2012.....	XXX	XXX	XXX	XXX	XXX	XXX				
9. 2013.....	XXX	XXX	XXX	XXX	XXX	XXX	XXX			
10. 2014.....	XXX	XXX	XXX	XXX	XXX	XXX	XXX	XXX		
11. 2015.....	XXX	XXX	XXX	XXX	XXX	XXX	XXX	XXX	XXX	

**SCHEDULE P - PART 5D - WORKERS' COMPENSATION  
(EXCLUDING EXCESS WORKERS' COMPENSATION)**

**SECTION 1**

Years in Which Premiums Were Earned and Losses Were Incurred	Cumulative Number of Claims Closed with Loss Payment Direct and Assumed at Year End									
	1 2006	2 2007	3 2008	4 2009	5 2010	6 2011	7 2012	8 2013	9 2014	10 2015
1. Prior.....										
2. 2006.....										
3. 2007.....	XXX									
4. 2008.....	XXX	XXX								
5. 2009.....	XXX	XXX	XXX							
6. 2010.....	XXX	XXX	XXX	XXX						
7. 2011.....	XXX	XXX	XXX	XXX	XXX					
8. 2012.....	XXX	XXX	XXX	XXX	XXX	XXX				
9. 2013.....	XXX	XXX	XXX	XXX	XXX	XXX	XXX			
10. 2014.....	XXX	XXX	XXX	XXX	XXX	XXX	XXX	XXX		
11. 2015.....	XXX	XXX	XXX	XXX	XXX	XXX	XXX	XXX	XXX	

**SECTION 2**

Years in Which Premiums Were Earned and Losses Were Incurred	Number of Claims Outstanding Direct and Assumed at Year End									
	1 2006	2 2007	3 2008	4 2009	5 2010	6 2011	7 2012	8 2013	9 2014	10 2015
1. Prior.....										
2. 2006.....										
3. 2007.....	XXX									
4. 2008.....	XXX	XXX								
5. 2009.....	XXX	XXX	XXX							
6. 2010.....	XXX	XXX	XXX	XXX						
7. 2011.....	XXX	XXX	XXX	XXX	XXX					
8. 2012.....	XXX	XXX	XXX	XXX	XXX	XXX				
9. 2013.....	XXX	XXX	XXX	XXX	XXX	XXX	XXX			
10. 2014.....	XXX	XXX	XXX	XXX	XXX	XXX	XXX	XXX		
11. 2015.....	XXX	XXX	XXX	XXX	XXX	XXX	XXX	XXX	XXX	

**SECTION 3**

Years in Which Premiums Were Earned and Losses Were Incurred	Cumulative Number of Claims Reported Direct and Assumed at Year End									
	1 2006	2 2007	3 2008	4 2009	5 2010	6 2011	7 2012	8 2013	9 2014	10 2015
1. Prior.....										
2. 2006.....										
3. 2007.....	XXX									
4. 2008.....	XXX	XXX								
5. 2009.....	XXX	XXX	XXX							
6. 2010.....	XXX	XXX	XXX	XXX						
7. 2011.....	XXX	XXX	XXX	XXX	XXX					
8. 2012.....	XXX	XXX	XXX	XXX	XXX	XXX				
9. 2013.....	XXX	XXX	XXX	XXX	XXX	XXX	XXX			
10. 2014.....	XXX	XXX	XXX	XXX	XXX	XXX	XXX	XXX		
11. 2015.....	XXX	XXX	XXX	XXX	XXX	XXX	XXX	XXX	XXX	

**SCHEDULE P - PART 5E - COMMERCIAL MULTIPLE PERIL**

**SECTION 1**

Years in Which Premiums Were Earned and Losses Were Incurred	Cumulative Number of Claims Closed with Loss Payment Direct and Assumed at Year End									
	1 2006	2 2007	3 2008	4 2009	5 2010	6 2011	7 2012	8 2013	9 2014	10 2015
1. Prior.....										
2. 2006.....										
3. 2007.....	.XXX	2	9	19	29	40	51	62	62	62
4. 2008.....	.XXX	.XXX	6	18	31	44	58	72	72	72
5. 2009.....	.XXX	.XXX	.XXX	4	9	15	21	27	27	27
6. 2010.....	.XXX	.XXX	.XXX	.XXX						
7. 2011.....	.XXX	.XXX	.XXX	.XXX	.XXX					
8. 2012.....	.XXX	.XXX	.XXX	.XXX	.XXX	.XXX				
9. 2013.....	.XXX	.XXX	.XXX	.XXX	.XXX	.XXX	.XXX			
10. 2014.....	.XXX	.XXX	.XXX	.XXX	.XXX	.XXX	.XXX	.XXX		
11. 2015.....	.XXX	.XXX	.XXX	.XXX	.XXX	.XXX	.XXX	.XXX	.XXX	

**SECTION 2**

Years in Which Premiums Were Earned and Losses Were Incurred	Number of Claims Outstanding Direct and Assumed at Year End									
	1 2006	2 2007	3 2008	4 2009	5 2010	6 2011	7 2012	8 2013	9 2014	10 2015
1. Prior.....										
2. 2006.....										
3. 2007.....	.XXX	2	1	1	1					
4. 2008.....	.XXX	.XXX	3	2	1	1				
5. 2009.....	.XXX	.XXX	.XXX	2						
6. 2010.....	.XXX	.XXX	.XXX	.XXX						
7. 2011.....	.XXX	.XXX	.XXX	.XXX	.XXX					
8. 2012.....	.XXX	.XXX	.XXX	.XXX	.XXX	.XXX				
9. 2013.....	.XXX	.XXX	.XXX	.XXX	.XXX	.XXX	.XXX			
10. 2014.....	.XXX	.XXX	.XXX	.XXX	.XXX	.XXX	.XXX	.XXX		
11. 2015.....	.XXX	.XXX	.XXX	.XXX	.XXX	.XXX	.XXX	.XXX	.XXX	

**SECTION 3**

Years in Which Premiums Were Earned and Losses Were Incurred	Cumulative Number of Claims Reported Direct and Assumed at Year End									
	1 2006	2 2007	3 2008	4 2009	5 2010	6 2011	7 2012	8 2013	9 2014	10 2015
1. Prior.....										
2. 2006.....										
3. 2007.....	.XXX	6	15	29	43	58	74	90	90	90
4. 2008.....	.XXX	.XXX	12	28	45	66	87	109	109	109
5. 2009.....	.XXX	.XXX	.XXX	8	14	24	34	44	44	44
6. 2010.....	.XXX	.XXX	.XXX	.XXX						
7. 2011.....	.XXX	.XXX	.XXX	.XXX	.XXX					
8. 2012.....	.XXX	.XXX	.XXX	.XXX	.XXX	.XXX				
9. 2013.....	.XXX	.XXX	.XXX	.XXX	.XXX	.XXX	.XXX			
10. 2014.....	.XXX	.XXX	.XXX	.XXX	.XXX	.XXX	.XXX	.XXX		
11. 2015.....	.XXX	.XXX	.XXX	.XXX	.XXX	.XXX	.XXX	.XXX	.XXX	



**Sch. P - Pt. 5F - Sn. 1A**  
**NONE**

**Sch. P - Pt. 5F - Sn. 2A**  
**NONE**

**Sch. P - Pt. 5F - Sn. 3A**  
**NONE**

**Sch. P - Pt. 5F - Sn. 1B**  
**NONE**

**Sch. P - Pt. 5F - Sn. 2B**  
**NONE**

**Sch. P - Pt. 5F - Sn. 3B**  
**NONE**

## SCHEDULE P - PART 5H - OTHER LIABILITY - OCCURRENCE

### SECTION 1A

Years in Which Premiums Were Earned and Losses Were Incurred	Cumulative Number of Claims Closed with Loss Payment Direct and Assumed at Year End									
	1 2006	2 2007	3 2008	4 2009	5 2010	6 2011	7 2012	8 2013	9 2014	10 2015
1. Prior.....										
2. 2006.....										
3. 2007.....	.XXX									
4. 2008.....	.XXX	.XXX								
5. 2009.....	.XXX	.XXX	.XXX							
6. 2010.....	.XXX	.XXX	.XXX	.XXX						
7. 2011.....	.XXX	.XXX	.XXX	.XXX	.XXX					
8. 2012.....	.XXX	.XXX	.XXX	.XXX	.XXX	.XXX				
9. 2013.....	.XXX	.XXX	.XXX	.XXX	.XXX	.XXX	.XXX			
10. 2014.....	.XXX	.XXX	.XXX	.XXX	.XXX	.XXX	.XXX	.XXX	.2	.2
11. 2015.....	.XXX	.XXX	.XXX	.XXX	.XXX	.XXX	.XXX	.XXX	.XXX	.8

### SECTION 2A

Years in Which Premiums Were Earned and Losses Were Incurred	Number of Claims Outstanding Direct and Assumed at Year End									
	1 2006	2 2007	3 2008	4 2009	5 2010	6 2011	7 2012	8 2013	9 2014	10 2015
1. Prior.....										
2. 2006.....										
3. 2007.....	.XXX									
4. 2008.....	.XXX	.XXX								
5. 2009.....	.XXX	.XXX	.XXX							
6. 2010.....	.XXX	.XXX	.XXX	.XXX						
7. 2011.....	.XXX	.XXX	.XXX	.XXX	.XXX					
8. 2012.....	.XXX	.XXX	.XXX	.XXX	.XXX	.XXX				
9. 2013.....	.XXX	.XXX	.XXX	.XXX	.XXX	.XXX	.XXX			
10. 2014.....	.XXX	.XXX	.XXX	.XXX	.XXX	.XXX	.XXX	.XXX		
11. 2015.....	.XXX	.XXX	.XXX	.XXX	.XXX	.XXX	.XXX	.XXX	.XXX	.1

### SECTION 3A

Years in Which Premiums Were Earned and Losses Were Incurred	Cumulative Number of Claims Reported Direct and Assumed at Year End									
	1 2006	2 2007	3 2008	4 2009	5 2010	6 2011	7 2012	8 2013	9 2014	10 2015
1. Prior.....										
2. 2006.....										
3. 2007.....	.XXX									
4. 2008.....	.XXX	.XXX								
5. 2009.....	.XXX	.XXX	.XXX							
6. 2010.....	.XXX	.XXX	.XXX	.XXX						
7. 2011.....	.XXX	.XXX	.XXX	.XXX	.XXX					
8. 2012.....	.XXX	.XXX	.XXX	.XXX	.XXX	.XXX				
9. 2013.....	.XXX	.XXX	.XXX	.XXX	.XXX	.XXX	.XXX			
10. 2014.....	.XXX	.XXX	.XXX	.XXX	.XXX	.XXX	.XXX	.XXX	.2	.2
11. 2015.....	.XXX	.XXX	.XXX	.XXX	.XXX	.XXX	.XXX	.XXX	.XXX	.9

**Sch. P - Pt. 5H - Sn. 1B  
NONE**

**Sch. P - Pt. 5H - Sn. 2B  
NONE**

**Sch. P - Pt. 5H - Sn. 3B  
NONE**

**Sch. P - Pt. 5R - Sn. 1A  
NONE**

**Sch. P - Pt. 5R - Sn. 2A  
NONE**

**Sch. P - Pt. 5R - Sn. 3A  
NONE**

**Sch. P - Pt. 5R - Sn. 1B  
NONE**

**Sch. P - Pt. 5R - Sn. 2B  
NONE**

**Sch. P - Pt. 5R - Sn. 3B  
NONE**

**Sch. P - Pt. 5T - Sn. 1  
NONE**

**Sch. P - Pt. 5T - Sn. 2  
NONE**

**Sch. P - Pt. 5T - Sn. 3  
NONE**

**SCHEDULE P - PART 6C - COMMERCIAL AUTO/TRUCK LIABILITY/MEDICAL**

**SECTION 1**

Years in Which Premiums Were Earned and Losses Were Incurred	Cumulative Premiums Earned Direct and Assumed at Year End (\$000 omitted)										11 Current Year Premiums Earned
	1 2006	2 2007	3 2008	4 2009	5 2010	6 2011	7 2012	8 2013	9 2014	10 2015	
1. Prior.....											0
2. 2006.....											0
3. 2007.....	.XXX	1,183	1,183	1,183	1,183	1,183	1,183	1,183	1,183	1,183	1,183
4. 2008.....	.XXX	.XXX	1,594	1,594	1,594	1,594	1,594	1,594	1,594	1,594	1,594
5. 2009.....	.XXX	.XXX	.XXX	722	722	722	722	722	722	722	722
6. 2010.....	.XXX	.XXX	.XXX	.XXX							0
7. 2011.....	.XXX	.XXX	.XXX	.XXX	.XXX						0
8. 2012.....	.XXX	.XXX	.XXX	.XXX	.XXX	.XXX					0
9. 2013.....	.XXX	.XXX	.XXX	.XXX	.XXX	.XXX	.XXX				0
10. 2014.....	.XXX	.XXX	.XXX	.XXX	.XXX	.XXX	.XXX	.XXX			0
11. 2015.....	.XXX	.XXX	.XXX	.XXX	.XXX	.XXX	.XXX	.XXX	.XXX		0
12. Total.....	.XXX	.XXX	.XXX	.XXX	.XXX	.XXX	.XXX	.XXX	.XXX	.XXX	0
13. Earned Prems.(P-Pt 1)		1,183	1,594	722							.XXX

**SECTION 2**

Years in Which Premiums Were Earned and Losses Were Incurred	Cumulative Premiums Earned Ceded at Year End (\$000 omitted)										11 Current Year Premiums Earned
	1 2006	2 2007	3 2008	4 2009	5 2010	6 2011	7 2012	8 2013	9 2014	10 2015	
1. Prior.....											0
2. 2006.....											0
3. 2007.....	.XXX										0
4. 2008.....	.XXX	.XXX									0
5. 2009.....	.XXX	.XXX	.XXX								0
6. 2010.....	.XXX	.XXX	.XXX	.XXX							0
7. 2011.....	.XXX	.XXX	.XXX	.XXX	.XXX						0
8. 2012.....	.XXX	.XXX	.XXX	.XXX	.XXX	.XXX					0
9. 2013.....	.XXX	.XXX	.XXX	.XXX	.XXX	.XXX	.XXX				0
10. 2014.....	.XXX	.XXX	.XXX	.XXX	.XXX	.XXX	.XXX	.XXX			0
11. 2015.....	.XXX	.XXX	.XXX	.XXX	.XXX	.XXX	.XXX	.XXX	.XXX		0
12. Total.....	.XXX	.XXX	.XXX	.XXX	.XXX	.XXX	.XXX	.XXX	.XXX	.XXX	0
13. Earned Prems.(P-Pt 1)											.XXX

**SCHEDULE P - PART 6D - WORKERS' COMPENSATION  
(EXCLUDING EXCESS WORKERS' COMPENSATION)**

**SECTION 1**

Years in Which Premiums Were Earned and Losses Were Incurred	Cumulative Premiums Earned Direct and Assumed at Year End (\$000 omitted)										11 Current Year Premiums Earned
	1 2006	2 2007	3 2008	4 2009	5 2010	6 2011	7 2012	8 2013	9 2014	10 2015	
1. Prior.....											0
2. 2006.....											0
3. 2007.....	.XXX										0
4. 2008.....	.XXX	.XXX									0
5. 2009.....	.XXX	.XXX	.XXX								0
6. 2010.....	.XXX	.XXX	.XXX	.XXX							0
7. 2011.....	.XXX	.XXX	.XXX	.XXX	.XXX						0
8. 2012.....	.XXX	.XXX	.XXX	.XXX	.XXX	.XXX					0
9. 2013.....	.XXX	.XXX	.XXX	.XXX	.XXX	.XXX	.XXX				0
10. 2014.....	.XXX	.XXX	.XXX	.XXX	.XXX	.XXX	.XXX	.XXX			0
11. 2015.....	.XXX	.XXX	.XXX	.XXX	.XXX	.XXX	.XXX	.XXX	.XXX		0
12. Total.....	.XXX	.XXX	.XXX	.XXX	.XXX	.XXX	.XXX	.XXX	.XXX	.XXX	0
13. Earned Prems.(P-Pt 1)											.XXX

**SECTION 2**

Years in Which Premiums Were Earned and Losses Were Incurred	Cumulative Premiums Earned Ceded at Year End (\$000 omitted)										11 Current Year Premiums Earned
	1 2006	2 2007	3 2008	4 2009	5 2010	6 2011	7 2012	8 2013	9 2014	10 2015	
1. Prior.....											0
2. 2006.....											0
3. 2007.....	.XXX										0
4. 2008.....	.XXX	.XXX									0
5. 2009.....	.XXX	.XXX	.XXX								0
6. 2010.....	.XXX	.XXX	.XXX	.XXX							0
7. 2011.....	.XXX	.XXX	.XXX	.XXX	.XXX						0
8. 2012.....	.XXX	.XXX	.XXX	.XXX	.XXX	.XXX					0
9. 2013.....	.XXX	.XXX	.XXX	.XXX	.XXX	.XXX	.XXX				0
10. 2014.....	.XXX	.XXX	.XXX	.XXX	.XXX	.XXX	.XXX	.XXX			0
11. 2015.....	.XXX	.XXX	.XXX	.XXX	.XXX	.XXX	.XXX	.XXX	.XXX		0
12. Total.....	.XXX	.XXX	.XXX	.XXX	.XXX	.XXX	.XXX	.XXX	.XXX	.XXX	0
13. Earned Prems.(P-Pt 1)											.XXX

**SCHEDULE P - PART 6E - COMMERCIAL MULTIPLE PERIL**

**SECTION 1**

Years in Which Premiums Were Earned and Losses Were Incurred	Cumulative Premiums Earned Direct and Assumed at Year End (\$000 omitted)										11 Current Year Premiums Earned
	1 2006	2 2007	3 2008	4 2009	5 2010	6 2011	7 2012	8 2013	9 2014	10 2015	
1. Prior.....											0
2. 2006.....											0
3. 2007.....	.XXX	286	286	286	286	286	286	286	286	286	286
4. 2008.....	.XXX	.XXX	419	419	419	419	419	419	419	419	419
5. 2009.....	.XXX	.XXX	.XXX	197	197	197	197	197	197	197	197
6. 2010.....	.XXX	.XXX	.XXX	.XXX							0
7. 2011.....	.XXX	.XXX	.XXX	.XXX	.XXX						0
8. 2012.....	.XXX	.XXX	.XXX	.XXX	.XXX	.XXX					0
9. 2013.....	.XXX	.XXX	.XXX	.XXX	.XXX	.XXX	.XXX				0
10. 2014.....	.XXX	.XXX	.XXX	.XXX	.XXX	.XXX	.XXX	.XXX			0
11. 2015.....	.XXX	.XXX	.XXX	.XXX	.XXX	.XXX	.XXX	.XXX	.XXX		0
12. Total.....	.XXX	.XXX	.XXX	.XXX	.XXX	.XXX	.XXX	.XXX	.XXX	.XXX	0
13. Earned Prems.(P-Pt 1)		286	419	197							.XXX

**SECTION 2**

Years in Which Premiums Were Earned and Losses Were Incurred	Cumulative Premiums Earned Ceded at Year End (\$000 omitted)										11 Current Year Premiums Earned
	1 2006	2 2007	3 2008	4 2009	5 2010	6 2011	7 2012	8 2013	9 2014	10 2015	
1. Prior.....											0
2. 2006.....											0
3. 2007.....	.XXX										0
4. 2008.....	.XXX	.XXX									0
5. 2009.....	.XXX	.XXX	.XXX								0
6. 2010.....	.XXX	.XXX	.XXX	.XXX							0
7. 2011.....	.XXX	.XXX	.XXX	.XXX	.XXX						0
8. 2012.....	.XXX	.XXX	.XXX	.XXX	.XXX	.XXX					0
9. 2013.....	.XXX	.XXX	.XXX	.XXX	.XXX	.XXX	.XXX				0
10. 2014.....	.XXX	.XXX	.XXX	.XXX	.XXX	.XXX	.XXX	.XXX			0
11. 2015.....	.XXX	.XXX	.XXX	.XXX	.XXX	.XXX	.XXX	.XXX	.XXX		0
12. Total.....	.XXX	.XXX	.XXX	.XXX	.XXX	.XXX	.XXX	.XXX	.XXX	.XXX	0
13. Earned Prems.(P-Pt 1)											.XXX

**NONE**

**SCHEDULE P - PART 6H - OTHER LIABILITY - OCCURRENCE**

**SECTION 1A**

Years in Which Premiums Were Earned and Losses Were Incurred	Cumulative Premiums Earned Direct and Assumed at Year End (\$000 omitted)										11 Current Year Premiums Earned
	1 2006	2 2007	3 2008	4 2009	5 2010	6 2011	7 2012	8 2013	9 2014	10 2015	
1. Prior.....											0
2. 2006.....											0
3. 2007.....	.XXX	25	25	25	25	25	25	25	25	25	25
4. 2008.....	.XXX	.XXX	48	48	48	48	48	48	48	48	48
5. 2009.....	.XXX	.XXX	.XXX	30	30	30	30	30	30	30	30
6. 2010.....	.XXX	.XXX	.XXX	.XXX							0
7. 2011.....	.XXX	.XXX	.XXX	.XXX	.XXX						0
8. 2012.....	.XXX	.XXX	.XXX	.XXX	.XXX	.XXX					0
9. 2013.....	.XXX	.XXX	.XXX	.XXX	.XXX	.XXX	.XXX				0
10. 2014.....	.XXX	.XXX	.XXX	.XXX	.XXX	.XXX	.XXX	.XXX	3	3	3
11. 2015.....	.XXX	.XXX	.XXX	.XXX	.XXX	.XXX	.XXX	.XXX	.XXX	13	13
12. Total.....	.XXX	.XXX	.XXX	.XXX	.XXX	.XXX	.XXX	.XXX	.XXX	.XXX	13
13. Earned Prems.(P-Pt 1)		25	48	30					3	13	.XXX

**SECTION 2A**

Years in Which Premiums Were Earned and Losses Were Incurred	Cumulative Premiums Earned Ceded at Year End (\$000 omitted)										11 Current Year Premiums Earned
	1 2006	2 2007	3 2008	4 2009	5 2010	6 2011	7 2012	8 2013	9 2014	10 2015	
1. Prior.....											0
2. 2006.....											0
3. 2007.....	.XXX										0
4. 2008.....	.XXX	.XXX									0
5. 2009.....	.XXX	.XXX	.XXX								0
6. 2010.....	.XXX	.XXX	.XXX	.XXX							0
7. 2011.....	.XXX	.XXX	.XXX	.XXX	.XXX						0
8. 2012.....	.XXX	.XXX	.XXX	.XXX	.XXX	.XXX					0
9. 2013.....	.XXX	.XXX	.XXX	.XXX	.XXX	.XXX	.XXX				0
10. 2014.....	.XXX	.XXX	.XXX	.XXX	.XXX	.XXX	.XXX	.XXX			0
11. 2015.....	.XXX	.XXX	.XXX	.XXX	.XXX	.XXX	.XXX	.XXX	.XXX		0
12. Total.....	.XXX	.XXX	.XXX	.XXX	.XXX	.XXX	.XXX	.XXX	.XXX	.XXX	0
13. Earned Prems.(P-Pt 1)											.XXX

**NONE**

**Sch. P - Pt. 6H - Sn. 1B  
NONE**

**Sch. P - Pt. 6H - Sn. 2B  
NONE**

**Sch. P - Pt. 6M - Sn. 1  
NONE**

**Sch. P - Pt. 6M - Sn. 2  
NONE**

**Sch. P - Pt. 6N - Sn. 1  
NONE**

**Sch. P - Pt. 6N - Sn. 2  
NONE**

**Sch. P - Pt. 6O - Sn. 1  
NONE**

**Sch. P - Pt. 6O - Sn. 2  
NONE**

**SCHEDULE P - PART 6R - PRODUCTS LIABILITY - OCCURRENCE**

**SECTION 1A**

Years in Which Premiums Were Earned and Losses Were Incurred	Cumulative Premiums Earned Direct and Assumed at Year End (\$000 omitted)										11 Current Year Premiums Earned
	1 2006	2 2007	3 2008	4 2009	5 2010	6 2011	7 2012	8 2013	9 2014	10 2015	
1. Prior.....											0
2. 2006.....											0
3. 2007.....	.XXX	.1	.1	.1	.1	.1	.1	.1	.1	.1	1
4. 2008.....	.XXX	.XXX	.1	.1	.1	.1	.1	.1	.1	.1	1
5. 2009.....	.XXX	.XXX	.XXX	.1	.1	.1	.1	.1	.1	.1	1
6. 2010.....	.XXX	.XXX	.XXX	.XXX							0
7. 2011.....	.XXX	.XXX	.XXX	.XXX	.XXX						0
8. 2012.....	.XXX	.XXX	.XXX	.XXX	.XXX	.XXX					0
9. 2013.....	.XXX	.XXX	.XXX	.XXX	.XXX	.XXX	.XXX				0
10. 2014.....	.XXX	.XXX	.XXX	.XXX	.XXX	.XXX	.XXX	.XXX			0
11. 2015.....	.XXX	.XXX	.XXX	.XXX	.XXX	.XXX	.XXX	.XXX	.XXX		0
12. Total.....	.XXX	.XXX	.XXX	.XXX	.XXX	.XXX	.XXX	.XXX	.XXX	.XXX	0
13. Earned Prems.(P-Pt 1)		.1	.1	.1							.XXX

**SECTION 2A**

Years in Which Premiums Were Earned and Losses Were Incurred	Cumulative Premiums Earned Ceded at Year End (\$000 omitted)										11 Current Year Premiums Earned
	1 2006	2 2007	3 2008	4 2009	5 2010	6 2011	7 2012	8 2013	9 2014	10 2015	
1. Prior.....											0
2. 2006.....											0
3. 2007.....	.XXX										0
4. 2008.....	.XXX	.XXX									0
5. 2009.....	.XXX	.XXX	.XXX								0
6. 2010.....	.XXX	.XXX	.XXX	.XXX							0
7. 2011.....	.XXX	.XXX	.XXX	.XXX	.XXX						0
8. 2012.....	.XXX	.XXX	.XXX	.XXX	.XXX	.XXX					0
9. 2013.....	.XXX	.XXX	.XXX	.XXX	.XXX	.XXX	.XXX				0
10. 2014.....	.XXX	.XXX	.XXX	.XXX	.XXX	.XXX	.XXX	.XXX			0
11. 2015.....	.XXX	.XXX	.XXX	.XXX	.XXX	.XXX	.XXX	.XXX	.XXX		0
12. Total.....	.XXX	.XXX	.XXX	.XXX	.XXX	.XXX	.XXX	.XXX	.XXX	.XXX	0
13. Earned Prems.(P-Pt 1)											.XXX

**SCHEDULE P - PART 6R - PRODUCTS LIABILITY - CLAIMS-MADE**

**SECTION 1B**

Years in Which Premiums Were Earned and Losses Were Incurred	Cumulative Premiums Earned Direct and Assumed at Year End (\$000 omitted)										11 Current Year Premiums Earned
	1 2006	2 2007	3 2008	4 2009	5 2010	6 2011	7 2012	8 2013	9 2014	10 2015	
1. Prior.....											0
2. 2006.....											0
3. 2007.....	.XXX										0
4. 2008.....	.XXX	.XXX									0
5. 2009.....	.XXX	.XXX	.XXX								0
6. 2010.....	.XXX	.XXX	.XXX	.XXX							0
7. 2011.....	.XXX	.XXX	.XXX	.XXX	.XXX						0
8. 2012.....	.XXX	.XXX	.XXX	.XXX	.XXX	.XXX					0
9. 2013.....	.XXX	.XXX	.XXX	.XXX	.XXX	.XXX	.XXX				0
10. 2014.....	.XXX	.XXX	.XXX	.XXX	.XXX	.XXX	.XXX	.XXX			0
11. 2015.....	.XXX	.XXX	.XXX	.XXX	.XXX	.XXX	.XXX	.XXX	.XXX		0
12. Total.....	.XXX	.XXX	.XXX	.XXX	.XXX	.XXX	.XXX	.XXX	.XXX	.XXX	0
13. Earned Prems.(P-Pt 1)											.XXX

**SECTION 2B**

Years in Which Premiums Were Earned and Losses Were Incurred	Cumulative Premiums Earned Ceded at Year End (\$000 omitted)										11 Current Year Premiums Earned
	1 2006	2 2007	3 2008	4 2009	5 2010	6 2011	7 2012	8 2013	9 2014	10 2015	
1. Prior.....											0
2. 2006.....											0
3. 2007.....	.XXX										0
4. 2008.....	.XXX	.XXX									0
5. 2009.....	.XXX	.XXX	.XXX								0
6. 2010.....	.XXX	.XXX	.XXX	.XXX							0
7. 2011.....	.XXX	.XXX	.XXX	.XXX	.XXX						0
8. 2012.....	.XXX	.XXX	.XXX	.XXX	.XXX	.XXX					0
9. 2013.....	.XXX	.XXX	.XXX	.XXX	.XXX	.XXX	.XXX				0
10. 2014.....	.XXX	.XXX	.XXX	.XXX	.XXX	.XXX	.XXX	.XXX			0
11. 2015.....	.XXX	.XXX	.XXX	.XXX	.XXX	.XXX	.XXX	.XXX	.XXX		0
12. Total.....	.XXX	.XXX	.XXX	.XXX	.XXX	.XXX	.XXX	.XXX	.XXX	.XXX	0
13. Earned Prems.(P-Pt 1)											.XXX

## SCHEDULE P - PART 7A - PRIMARY LOSS SENSITIVE CONTRACTS

(\$000 Omitted)

### SECTION 1

Schedule P - Part 1	1 Total Net Losses and Expenses Unpaid	2 Net Losses and Expenses Unpaid on Loss Sensitive Contracts	3 Loss Sensitive as Percentage of Total	4 Total Net Premiums Written	5 Net Premiums Written on Loss Sensitive Contracts	6 Loss Sensitive as Percentage of Total
1. Homeowners/farmowners.....			.00			.00
2. Private passenger auto liability/medical.....			.00			.00
3. Commercial auto/truck liability/medical.....			.00			.00
4. Workers' compensation.....			.00			.00
5. Commercial multiple peril.....			.00			.00
6. Medical professional liability - occurrence.....			.00			.00
7. Medical professional liability - claims-made.....			.00			.00
8. Special liability.....			.00			.00
9. Other liability - occurrence.....	2		.00	18		.00
10. Other liability - claims-made.....			.00			.00
11. Special property.....	203		.00	1,465		.00
12. Auto physical damage.....			.00			.00
13. Fidelity/surety.....			.00			.00
14. Other.....	6		.00	50		.00
15. International.....			.00			.00
16. Reinsurance - nonproportional assumed property.....	XXX	XXX	XXX	XXX	XXX	XXX
17. Reinsurance - nonproportional assumed liability.....	XXX	XXX	XXX	XXX	XXX	XXX
18. Reinsurance - nonproportional assumed financial lines.....	XXX	XXX	XXX	XXX	XXX	XXX
19. Products liability - occurrence.....			.00			.00
20. Products liability - claims-made.....			.00			.00
21. Financial guaranty/mortgage guaranty.....			.00			.00
22. Warranty.....			.00			.00
23. Totals.....	211	0	.00	1,532	0	.00

### SECTION 2

Years in Which Policies Were Issued	Incurred Losses and Defense and Cost Containment Expenses Reported at Year End (\$000 omitted)									
	1 2006	2 2007	3 2008	4 2009	5 2010	6 2011	7 2012	8 2013	9 2014	10 2015
1. Prior.....										
2. 2006.....										
3. 2007.....	XXX									
4. 2008.....	XXX	XXX								
5. 2009.....	XXX	XXX	XXX							
6. 2010.....	XXX	XXX	XXX	XXX						
7. 2011.....	XXX	XXX	XXX	XXX	XXX					
8. 2012.....	XXX	XXX	XXX	XXX	XXX	XXX				
9. 2013.....	XXX	XXX	XXX	XXX	XXX	XXX	XXX			
10. 2014.....	XXX	XXX	XXX	XXX	XXX	XXX	XXX	XXX		
11. 2015.....	XXX	XXX	XXX	XXX	XXX	XXX	XXX	XXX	XXX	

### SECTION 3

Years in Which Policies Were Issued	Bulk and Incurred But Not Reported Reserves for Losses and Defense and Cost Containment Expenses at Year End (\$000 omitted)									
	1 2006	2 2007	3 2008	4 2009	5 2010	6 2011	7 2012	8 2013	9 2014	10 2015
1. Prior.....										
2. 2006.....										
3. 2007.....	XXX									
4. 2008.....	XXX	XXX								
5. 2009.....	XXX	XXX	XXX							
6. 2010.....	XXX	XXX	XXX	XXX						
7. 2011.....	XXX	XXX	XXX	XXX	XXX					
8. 2012.....	XXX	XXX	XXX	XXX	XXX	XXX				
9. 2013.....	XXX	XXX	XXX	XXX	XXX	XXX	XXX			
10. 2014.....	XXX	XXX	XXX	XXX	XXX	XXX	XXX	XXX		
11. 2015.....	XXX	XXX	XXX	XXX	XXX	XXX	XXX	XXX	XXX	



**SCHEDULE P - PART 7A - PRIMARY LOSS SENSITIVE CONTRACTS (continued)**

**SECTION 4**

Years in Which Policies Were Issued	Net Earned Premiums Reported at Year End (\$000 omitted)									
	1 2006	2 2007	3 2008	4 2009	5 2010	6 2011	7 2012	8 2013	9 2014	10 2015
1. Prior.....										
2. 2006.....										
3. 2007.....	XXX									
4. 2008.....	XXX	XXX								
5. 2009.....	XXX	XXX	XXX							
6. 2010.....	XXX	XXX	XXX	XXX						
7. 2011.....	XXX	XXX	XXX	XXX	XXX					
8. 2012.....	XXX	XXX	XXX	XXX	XXX	XXX				
9. 2013.....	XXX	XXX	XXX	XXX	XXX	XXX	XXX			
10. 2014.....	XXX	XXX	XXX	XXX	XXX	XXX	XXX	XXX		
11. 2015.....	XXX	XXX	XXX	XXX	XXX	XXX	XXX	XXX	XXX	

**NONE**

**SECTION 5**

Years in Which Policies Were Issued	Net Reserve for Premium Adjustments and Accrued Retrospective Premiums at Year End (\$000 omitted)									
	1 2006	2 2007	3 2008	4 2009	5 2010	6 2011	7 2012	8 2013	9 2014	10 2015
1. Prior.....										
2. 2006.....										
3. 2007.....	XXX									
4. 2008.....	XXX	XXX								
5. 2009.....	XXX	XXX	XXX							
6. 2010.....	XXX	XXX	XXX	XXX						
7. 2011.....	XXX	XXX	XXX	XXX	XXX					
8. 2012.....	XXX	XXX	XXX	XXX	XXX	XXX				
9. 2013.....	XXX	XXX	XXX	XXX	XXX	XXX	XXX			
10. 2014.....	XXX	XXX	XXX	XXX	XXX	XXX	XXX	XXX		
11. 2015.....	XXX	XXX	XXX	XXX	XXX	XXX	XXX	XXX	XXX	

**NONE**

**SCHEDULE P - PART 7B - REINSURANCE LOSS SENSITIVE CONTRACTS**

(\$000 Omitted)

**SECTION 1**

Schedule P - Part 1	1 Total Net Losses and Expenses Unpaid	2 Net Losses and Expenses Unpaid on Loss Sensitive Contracts	3 Loss Sensitive as Percentage of Total	4 Total Net Premiums Written	5 Net Premiums Written on Loss Sensitive Contracts	6 Loss Sensitive as Percentage of Total
1. Homeowners/farmowners.....			0.0			0.0
2. Private passenger auto liability/medical.....			0.0			0.0
3. Commercial auto/truck liability/medical.....			0.0			0.0
4. Workers' compensation.....			0.0			0.0
5. Commercial multiple peril.....			0.0			0.0
6. Medical professional liability - occurrence.....			0.0			0.0
7. Medical professional liability - claims-made.....			0.0			0.0
8. Special liability.....			0.0			0.0
9. Other liability - occurrence.....	2		0.0	18		0.0
10. Other liability - claims-made.....			0.0			0.0
11. Special property.....	203		0.0	1,465		0.0
12. Auto physical damage.....			0.0			0.0
13. Fidelity/surety.....			0.0			0.0
14. Other.....	6		0.0	50		0.0
15. International.....			0.0			0.0
16. Reinsurance - nonproportional assumed property.....			0.0			0.0
17. Reinsurance - nonproportional assumed liability.....			0.0			0.0
18. Reinsurance - nonproportional assumed financial lines.....			0.0			0.0
19. Products liability - occurrence.....			0.0			0.0
20. Products liability - claims-made.....			0.0			0.0
21. Financial guaranty/mortgage guaranty.....			0.0			0.0
22. Warranty.....			0.0			0.0
23. Totals	211	0	0.0	1,532	0	0.0

**SECTION 2**

Years in Which Policies Were Issued	Incurred Losses and Defense and Cost Containment Expenses Reported at Year End (\$000 omitted)									
	1 2006	2 2007	3 2008	4 2009	5 2010	6 2011	7 2012	8 2013	9 2014	10 2015
1. Prior.....										
2. 2006.....										
3. 2007.....	XXX									
4. 2008.....	XXX	XXX								
5. 2009.....	XXX	XXX	XXX							
6. 2010.....	XXX	XXX	XXX	XXX						
7. 2011.....	XXX	XXX	XXX	XXX	XXX					
8. 2012.....	XXX	XXX	XXX	XXX	XXX	XXX				
9. 2013.....	XXX	XXX	XXX	XXX	XXX	XXX	XXX			
10. 2014.....	XXX	XXX	XXX	XXX	XXX	XXX	XXX	XXX		
11. 2015.....	XXX	XXX	XXX	XXX	XXX	XXX	XXX	XXX	XXX	

**SECTION 3**

Years in Which Policies Were Issued	Bulk and Incurred But Not Reported Reserves for Losses and Defense and Cost Containment Expenses at Year End (\$000 omitted)									
	1 2006	2 2007	3 2008	4 2009	5 2010	6 2011	7 2012	8 2013	9 2014	10 2015
1. Prior.....										
2. 2006.....										
3. 2007.....	XXX									
4. 2008.....	XXX	XXX								
5. 2009.....	XXX	XXX	XXX							
6. 2010.....	XXX	XXX	XXX	XXX						
7. 2011.....	XXX	XXX	XXX	XXX	XXX					
8. 2012.....	XXX	XXX	XXX	XXX	XXX	XXX				
9. 2013.....	XXX	XXX	XXX	XXX	XXX	XXX	XXX			
10. 2014.....	XXX	XXX	XXX	XXX	XXX	XXX	XXX	XXX		
11. 2015.....	XXX	XXX	XXX	XXX	XXX	XXX	XXX	XXX	XXX	

**SCHEDULE P - PART 7B - REINSURANCE LOSS SENSITIVE CONTRACTS (continued)**

**SECTION 4**

Years in Which Policies Were Issued	Net Earned Premiums Reported At Year End (\$000 Omitted)									
	1 2006	2 2007	3 2008	4 2009	5 2010	6 2011	7 2012	8 2013	9 2014	10 2015
1. Prior.....										
2. 2006.....										
3. 2007.....	.XXX									
4. 2008.....	.XXX	.XXX								
5. 2009.....	.XXX	.XXX	.XXX							
6. 2010.....	.XXX	.XXX	.XXX	.XXX						
7. 2011.....	.XXX	.XXX	.XXX	.XXX	.XXX					
8. 2012.....	.XXX	.XXX	.XXX	.XXX	.XXX	.XXX				
9. 2013.....	.XXX	.XXX	.XXX	.XXX	.XXX	.XXX	.XXX			
10. 2014.....	.XXX	.XXX	.XXX	.XXX	.XXX	.XXX	.XXX	.XXX		
11. 2015.....	.XXX	.XXX	.XXX	.XXX	.XXX	.XXX	.XXX	.XXX	.XXX	

**SECTION 5**

Years in Which Policies Were Issued	Net Reserve For Premium Adjustments And Accrued Retrospective Premiums At Year End (\$000 Omitted)									
	1 2006	2 2007	3 2008	4 2009	5 2010	6 2011	7 2012	8 2013	9 2014	10 2015
1. Prior.....										
2. 2006.....										
3. 2007.....	.XXX									
4. 2008.....	.XXX	.XXX								
5. 2009.....	.XXX	.XXX	.XXX							
6. 2010.....	.XXX	.XXX	.XXX	.XXX						
7. 2011.....	.XXX	.XXX	.XXX	.XXX	.XXX					
8. 2012.....	.XXX	.XXX	.XXX	.XXX	.XXX	.XXX				
9. 2013.....	.XXX	.XXX	.XXX	.XXX	.XXX	.XXX	.XXX			
10. 2014.....	.XXX	.XXX	.XXX	.XXX	.XXX	.XXX	.XXX	.XXX		
11. 2015.....	.XXX	.XXX	.XXX	.XXX	.XXX	.XXX	.XXX	.XXX	.XXX	

**SECTION 6**

Years in Which Policies Were Issued	Incurred Adjustable Commissions Reported At Year End (\$000 Omitted)									
	1 2006	2 2007	3 2008	4 2009	5 2010	6 2011	7 2012	8 2013	9 2014	10 2015
1. Prior.....										
2. 2006.....										
3. 2007.....	.XXX									
4. 2008.....	.XXX	.XXX								
5. 2009.....	.XXX	.XXX	.XXX							
6. 2010.....	.XXX	.XXX	.XXX	.XXX						
7. 2011.....	.XXX	.XXX	.XXX	.XXX	.XXX					
8. 2012.....	.XXX	.XXX	.XXX	.XXX	.XXX	.XXX				
9. 2013.....	.XXX	.XXX	.XXX	.XXX	.XXX	.XXX	.XXX			
10. 2014.....	.XXX	.XXX	.XXX	.XXX	.XXX	.XXX	.XXX	.XXX		
11. 2015.....	.XXX	.XXX	.XXX	.XXX	.XXX	.XXX	.XXX	.XXX	.XXX	

**SECTION 7**

Years in Which Policies Were Issued	Reserves For Commission Adjustments At Year End (\$000 Omitted)									
	1 2006	2 2007	3 2008	4 2009	5 2010	6 2011	7 2012	8 2013	9 2014	10 2015
1. Prior.....										
2. 2006.....										
3. 2007.....	.XXX									
4. 2008.....	.XXX	.XXX								
5. 2009.....	.XXX	.XXX	.XXX							
6. 2010.....	.XXX	.XXX	.XXX	.XXX						
7. 2011.....	.XXX	.XXX	.XXX	.XXX	.XXX					
8. 2012.....	.XXX	.XXX	.XXX	.XXX	.XXX	.XXX				
9. 2013.....	.XXX	.XXX	.XXX	.XXX	.XXX	.XXX	.XXX			
10. 2014.....	.XXX	.XXX	.XXX	.XXX	.XXX	.XXX	.XXX	.XXX		
11. 2015.....	.XXX	.XXX	.XXX	.XXX	.XXX	.XXX	.XXX	.XXX	.XXX	

## SCHEDULE P INTERROGATORIES

1. The following questions relate to yet-to-be-issued Extended Reporting Endorsements (EREs) arising from Death, Disability, or Retirement (DDR) provisions in Medical Professional Liability Claims-Made insurance policies. EREs provided for reasons other than DDR are not to be included.
- 1.1 Does the company issue Medical Professional Liability Claims-Made insurance policies that provide tail (also known as an extended reporting endorsement, or "ERE") benefits in the event of Death, Disability, or Retirement (DDR) at a reduced charge or at no additional cost? Yes [ ] No [X]  
 If the answer to question 1.1 is "no", leave the following questions blank. If the answer to question 1.1 is "yes", please answer the following questions.
- 1.2 What is the total amount of the reserve for that provision (DDR reserve), as reported, explicitly or not, elsewhere in this statement (in dollars)? .....
- 1.3 Does the company report any DDR reserve as Unearned Premium Reserve per SSAP #65? Yes [ ] No [X]
- 1.4 Does the company report any DDR reserve as loss or loss adjustment expense reserve? Yes [ ] No [X]
- 1.5 If the company reports DDR reserve as Unearned Premium Reserve, does that amount match the figure on the Underwriting and Investment Exhibit, Part 1A - Recapitulation of all Premiums (Page 7) Column 2, Lines 11.1 plus 11.2? Yes [ ] No [ ] N/A [X]
- 1.6 If the company reports DDR reserve as loss or loss adjustment expense reserve, please complete the following table corresponding to where these reserves are reported in Schedule P:

Years in Which Premiums Were Earned and Losses Were Incurred		DDR Reserve Included in Schedule P, Part 1F, Medical Professional Liability Column 24: Total Net Losses and Expenses Unpaid	
		1 Section 1: Occurrence	2 Section 2: Claims-Made
1.601	Prior.....	.....	.....
1.602	2006.....	.....	.....
1.603	2007.....	.....	.....
1.604	2008.....	.....	.....
1.605	2009.....	.....	.....
1.606	2010.....	.....	.....
1.607	2011.....	.....	.....
1.608	2012.....	.....	.....
1.609	2013.....	.....	.....
1.610	2014.....	.....	.....
1.611	2015.....	.....	.....
1.612	Totals.....	.....0	.....0

2. The definition of allocated loss adjustment expenses (ALAE) and, therefore, unallocated loss adjustment expenses (ULAE) was changed effective January 1, 1998. This change in definition applies to both paid and unpaid expenses. Are these expenses (now reported as "Defense and Cost Containment" and "Adjusting and Other") reported in compliance with these definitions in this statement? Yes [X] No [ ]

3. The Adjusting and Other expense payments and reserves should be allocated to the years in which the losses were incurred based on the number of claims reported, closed and outstanding in those years. When allocating Adjusting and Other expense between companies in a group or a pool, the Adjusting and Other expense should be allocated in the same percentage used for the loss amounts and the claim counts. For reinsurers, Adjusting and Other expense assumed should be reported according to the reinsurance contract. For Adjusting and Other expense incurred by reinsurers, or in those situations where suitable claim count information is not available, Adjusting and Other expense should be allocated by a reasonable method determined by the company and described in Interrogatory 7, below. Are they so reported in this statement? Yes [X] No [ ]

4. Do any lines in Schedule P include reserves that are reported gross of any discount to present value of future payments, and that are reported net of such discounts on Page 10? Yes [ ] No [X]

If yes, proper disclosure must be made in the Notes to Financial Statements, as specified in the Instructions. Also, the discounts must be reported in Schedule P - Part 1, Columns 32 and 33.

Schedule P must be completed gross of non-tabular discounting. Work papers relating to discount calculations must be available for examination upon request.

Discounting is allowed only if expressly permitted by the state insurance department to which this Annual Statement is being filed.

5. What were the net premiums in force at the end of the year for: (in thousands of dollars)
- 5.1 Fidelity .....
- 5.2 Surety .....

6. Claim count information is reported per claim or per claimant. (Indicate which). PER CLAIMANT  
 If not the same in all years, explain in Interrogatory 7.

- 7.1 The information provided in Schedule P will be used by many persons to estimate the adequacy of the current loss and expense reserves, among other things. Are there any especially significant events, coverage, retention or accounting changes that have occurred that must be considered when making such analyses? Yes [ ] No [X]

- 7.2 An extended statement may be attached.

**SCHEDULE T - PART 2**

**INTERSTATE COMPACT - EXHIBIT OF PREMIUMS WRITTEN**

Allocated by States and Territories

States, Etc.	Direct Business Only					Totals
	1 Life (Group and Individual)	2 Annuities (Group and Individual)	3 Disability Income (Group and Individual)	4 Long-Term Care (Group and Individual)	5 Deposit-Type Contracts	
1. Alabama.....AL						.0
2. Alaska.....AK						.0
3. Arizona.....AZ						.0
4. Arkansas.....AR						.0
5. California.....CA						.0
6. Colorado.....CO						.0
7. Connecticut.....CT						.0
8. Delaware.....DE						.0
9. District of Columbia.....DC						.0
10. Florida.....FL						.0
11. Georgia.....GA						.0
12. Hawaii.....HI						.0
13. Idaho.....ID						.0
14. Illinois.....IL						.0
15. Indiana.....IN						.0
16. Iowa.....IA						.0
17. Kansas.....KS						.0
18. Kentucky.....KY						.0
19. Louisiana.....LA						.0
20. Maine.....ME						.0
21. Maryland.....MD						.0
22. Massachusetts.....MA						.0
23. Michigan.....MI						.0
24. Minnesota.....MN						.0
25. Mississippi.....MS						.0
26. Missouri.....MO						.0
27. Montana.....MT						.0
28. Nebraska.....NE						.0
29. Nevada.....NV						.0
30. New Hampshire.....NH						.0
31. New Jersey.....NJ						.0
32. New Mexico.....NM						.0
33. New York.....NY						.0
34. North Carolina.....NC						.0
35. North Dakota.....ND						.0
36. Ohio.....OH						.0
37. Oklahoma.....OK						.0
38. Oregon.....OR						.0
39. Pennsylvania.....PA						.0
40. Rhode Island.....RI						.0
41. South Carolina.....SC						.0
42. South Dakota.....SD						.0
43. Tennessee.....TN						.0
44. Texas.....TX						.0
45. Utah.....UT						.0
46. Vermont.....VT						.0
47. Virginia.....VA						.0
48. Washington.....WA						.0
49. West Virginia.....WV						.0
50. Wisconsin.....WI						.0
51. Wyoming.....WY						.0
52. American Samoa.....AS						.0
53. Guam.....GU						.0
54. Puerto Rico.....PR						.0
55. US Virgin Islands.....VI						.0
56. Northern Mariana Islands.....MP						.0
57. Canada.....CAN						.0
58. Aggregate Other Alien.....OT						.0
59. Totals.....	.0	.0	.0	.0	.0	.0

**NONE**

## SCHEDULE Y

### PART 1A - DETAIL OF INSURANCE HOLDING COMPANY SYSTEM

1 Group Code	2 Group Name	3 NAIC Company Code	4 ID Number	5 Federal RSSD	6 CIK	7 Name of Securities Exchange if Publicly Traded (U.S. or International)	8 Names of Parent, Subsidiaries or Affiliates	9 Domiciliary Location	10 Relationship to Reporting Entity	11 Directly Controlled by (Name of Entity/Person)	12 Type of Control (Ownership Board, Management Attorney-in-Fact, Influence, Other)	13 If Control is Ownership Provide Percentage	14 Ultimate Controlling Entity(ies)/Person(s)	15 *
<b>Members</b>														
		00000..	47-1842331..				AAA Northeast.....	DE.....	UIP.....					
		00000..	05-0146230..				Automobile Club Insurance Agency, Inc. d/b/a AAA Insurance Agency, Inc.	RI.....	NIA.....	AAA Northeast.....	Ownership.....	100.000	AAA Northeast.....	
		00000..	54-0971805..				AAA Northeast Insurance Agency, Inc.....	MA.....	NIA.....	AAA Northeast.....	Ownership.....	100.000	AAA Northeast.....	
		00000..	20-3166530..				AAA Northeast Holding, Inc.....	RI.....	UDP.....	AAA Northeast.....	Ownership.....	100.000	AAA Northeast.....	
		00000..	05-0498630..				AAA Northeast Mortgage Corporation.....	RI.....	NIA.....	AAA Northeast.....	Ownership.....	100.000	AAA Northeast.....	
		12487..	20-3462094..				Motor Club Insurance Company.....	RI.....		AAA Northeast Holding, Inc.....	Ownership.....	100.000	AAA Northeast.....	
		00000..	05-0495594..				AAA Northeast Bank.....	RI.....	NIA.....	AAA Northeast Mortgage Corporation.....	Ownership.....	100.000	AAA Northeast.....	
		00000..	46-2807629..				AAA New Jersey Division Financial Services, Inc...	NJ.....	NIA.....	AAA Northeast Bank.....	Ownership.....	100.000	AAA Northeast.....	
		00000..	20-1094252..				AAA Auto Glass, Inc.....	RI.....	NIA.....	AAA Northeast.....	Ownership.....	100.000	AAA Northeast.....	
		00000..	20-3026333..				Blue Hen Investment Company, Inc.....	DE.....	NIA.....	AAA Northeast.....	Ownership.....	100.000	AAA Northeast.....	
		00000..	26-2346231..				AAA Driver Training School, Inc.....	MA.....	NIA.....	AAA Northeast.....	Ownership.....	100.000	AAA Northeast.....	
		00000..	06-0844840..				AAA Insurance Agency, Inc.....	CT.....	NIA.....	AAA Northeast.....	Ownership.....	100.000	AAA Northeast.....	
		00000..	27-4504941..				American AutoGlass Administrators, Inc.....	RI.....	NIA.....	AAA Northeast.....	Ownership.....	100.000	AAA Northeast.....	
		00000..	06-0997474..				AAA Car Care, Inc.....	CT.....	NIA.....	AAA Northeast.....	Ownership.....	100.000	AAA Northeast.....	
		00000..	38-3879742..				Safety Educators, Inc.....	RI.....	NIA.....	AAA Northeast.....	Ownership.....	100.000	AAA Northeast.....	
		00000..	20-3765666..				AAA New Jersey Car Care Center, Inc.....	NJ.....	NIA.....	AAA Northeast.....	Ownership.....	100.000	AAA Northeast.....	
		00000..	22-1328193..				AAA New Jersey Insurance Agency, Inc.....	NJ.....	NIA.....	AAA Northeast.....	Ownership.....	100.000	AAA Northeast.....	
		00000..	27-3060732..				AAA New York Insurance Services, Inc.....	NY.....	NIA.....	AAA Northeast.....	Ownership.....	100.000	AAA Northeast.....	
		00000..	16-1546378..				AAA Tri County Motor Club Driving School, Inc.....	NY.....	NIA.....	AAA Northeast.....	Ownership.....	100.000	AAA Northeast.....	

## SCHEDULE Y

### PART 2 - SUMMARY OF INSURER'S TRANSACTIONS WITH ANY AFFILIATES

1	2	3	4	5	6	7	8	9	10	11	12	13
NAIC Company Code	ID Number	Names of Insurers and Parent, Subsidiaries or Affiliates	Shareholder Dividends	Capital Contributions	Purchases, Sales or Exchanges of Loans, Securities, Real Estate, Mortgage Loans or Other Investments	Income/ (Disbursements) Incurred in Connection with Guarantees or Undertakings for the Benefit of any Affiliate(s)	Management Agreements and Service Contracts	Income/ (Disbursements) Incurred under Reinsurance Agreements	*	Any Other Material Activity Not in the Ordinary Course of the Insurer's Business	Totals	Reinsurance Recoverable/ (Payable) on Losses and/or Reserve Credit Taken/ (Liability)
<b>NONE</b>												

# Motor Club Insurance Company SUPPLEMENTAL EXHIBITS AND SCHEDULES INTERROGATORIES

The following supplemental reports are required to be filed as part of your statement filing unless specifically waived by the domiciliary state. However, in the event that your domiciliary state waives the filing requirement, your response of WAIVED to the specific interrogatory will be accepted in lieu of filing a "NONE" report and a bar code will be printed below. If the supplement is required of your company but is not being filed for whatever reason enter SEE EXPLANATION and provide an explanation following the interrogatory questions.

### MARCH FILING

	Responses
1. Will an actuarial opinion be filed by March 1?	YES
2. Will the Supplemental Compensation Exhibit be filed with the state of domicile by March 1?	YES
3. Will the confidential Risk-Based Capital Report be filed with the NAIC by March 1?	YES
4. Will the confidential Risk-Based Capital Report be filed with the state of domicile, if required, by March 1?	YES

### APRIL FILING

5. Will the Insurance Expense Exhibit be filed with the state of domicile and the NAIC by April 1?	YES
6. Will the Management's Discussion and Analysis be filed by April 1?	YES
7. Will the Supplemental Investment Risks Interrogatories be filed by April 1?	YES

### MAY FILING

8. Will this company be included in a combined annual statement that is filed with the NAIC by May 1?	NO
---	----

### JUNE FILING

9. Will an audited financial report be filed by June 1?	YES
10. Will Accountants Letter of Qualifications be filed with the state of domicile and electronically with the NAIC by June 1?	YES

### AUGUST FILING

11. Will Communication of Internal Control Related Matters Noted in Audit be filed with the state of domicile by August 1?	YES
--	-----

The following supplemental reports are required to be filed as part of your statement filing. However, in the event that your company does not transact the type of business for which the special report must be filed, your response of NO to the specific interrogatory will be accepted in lieu of filing a "NONE" report and a bar code will be printed below. If the supplement is required of your company but is not being filed for whatever reason, enter SEE EXPLANATION and provide an explanation following the interrogatory questions.

### MARCH FILING

12. Will Schedule SIS (Stockholder Information Supplement) be filed with the state of domicile by March 1?	NO
13. Will the Financial Guaranty Insurance Exhibit be filed by March 1?	NO
14. Will the Medicare Supplement Insurance Experience Exhibit be filed with the state of domicile and the NAIC by March 1?	NO
15. Will Supplement A to Schedule T (Medical Professional Liability Supplement) be filed by March 1?	NO
16. Will the Trusteed Surplus Statement be filed with the state of domicile and the NAIC by March 1?	NO
17. Will the Premiums Attributed to Protected Cells Exhibit be filed by March 1?	NO
18. Will the Reinsurance Summary Supplemental Filing for General Interrogatory 9 be filed with the state of domicile and the NAIC by March 1?	NO
19. Will the Medicare Part D Coverage Supplement be filed with the state of domicile and the NAIC by March 1?	NO
20. Will the confidential Actuarial Opinion Summary be filed with the state of domicile, if required, by March 15 (or the date otherwise specified)?	YES
21. Will the Reinsurance Attestation Supplement be filed with the state of domicile and the NAIC by March 1?	NO
22. Will the Exceptions to the Reinsurance Attestation Supplement be filed with the state of domicile by March 1?	NO
23. Will the Bail Bond Supplement be filed with the state of domicile and the NAIC by March 1?	NO
24. Will the Director and Officer Insurance Coverage Supplement be filed with the state of domicile and the NAIC by March 1?	NO
25. Will an approval from the reporting entity's state of domicile for relief related to the five-year rotation requirement for lead audit partners be filed electronically with the NAIC by March 1?	NO
26. Will an approval from the reporting entity's state of domicile for relief related to the one-year cooling off period for independent CPA be filed electronically with the NAIC by March 1?	NO
27. Will an approval from the reporting entity's state of domicile for relief related to the Requirements for Audit Committees be filed electronically with the NAIC by March 1?	NO

### APRIL FILING

28. Will the Credit Insurance Experience Exhibit be filed with state of domicile and the NAIC by April 1?	NO
29. Will the Long-Term Care Experience Reporting Forms be filed with the state of domicile and the NAIC by April 1?	NO
30. Will the Accident and Health Policy Experience Exhibit be filed by April 1?	YES
31. Will the Supplemental Health Care Exhibit (Parts 1, 2 and 3) be filed with the state of domicile and the NAIC by April 1?	NO
32. Will the regulator only (non-public) Supplemental Health Care Exhibit's Expense Allocation Report be filed with the state of domicile and the NAIC by April 1?	NO
33. Will the Cybersecurity and Identity Theft Insurance Coverage Supplement be filed with the state of domicile and the NAIC by April 1?	NO

### AUGUST FILING

34. Will Management's Report of Internal Control Over Financial Reporting be filed with the state of domicile by August 1?	YES
--	-----






# SUPPLEMENTAL EXHIBITS AND SCHEDULES INTERROGATORIES

The following supplemental reports are required to be filed as part of your statement filing unless specifically waived by the domiciliary state. However, in the event that your domiciliary state waives the filing requirement, your response of WAIVED to the specific interrogatory will be accepted in lieu of filing a "NONE" report and a bar code will be printed below. If the supplement is required of your company but is not being filed for whatever reason enter SEE EXPLANATION and provide an explanation following the interrogatory questions.

**EXPLANATIONS:**

**BAR CODE:**

- 1.
- 2.
- 3.
- 4.
- 5.
- 6.
- 7.
- 8.
- 9.
- 10.
- 11.
- 12. The data for this supplement is not required to be filed.
- 13. The data for this supplement is not required to be filed.
- 14. The data for this supplement is not required to be filed.
- 15. The data for this supplement is not required to be filed.
- 16. The data for this supplement is not required to be filed.
- 17. The data for this supplement is not required to be filed.
- 18. The data for this supplement is not required to be filed.
- 19. The data for this supplement is not required to be filed.
- 20.
- 21. The data for this supplement is not required to be filed.
- 22. The data for this supplement is not required to be filed.
- 23. The data for this supplement is not required to be filed.
- 24. The data for this supplement is not required to be filed.
- 25. The data for this supplement is not required to be filed.
- 26. The data for this supplement is not required to be filed.
- 27. The data for this supplement is not required to be filed.
- 28. The data for this supplement is not required to be filed.
- 29. The data for this supplement is not required to be filed.
- 30.
- 31. The data for this supplement is not required to be filed.
- 32. The data for this supplement is not required to be filed.
- 33. The data for this supplement is not required to be filed.
- 34.



**Overflow Page  
NONE**

**Overflow Page  
NONE**

## 2015 ALPHABETICAL INDEX -- PROPERTY & CASUALTY ANNUAL STATEMENT BLANK

Assets	2	Schedule P-Part 2G-Special Liability (Ocean Marine, Aircraft (All Perils), Boiler & Machinery)	58
Cash Flow	5	Schedule P-Part 2H-Section 1-Other Liability-Occurrence	58
Exhibit of Capital Gains (Losses)	12	Schedule P-Part 2H-Section 2-Other Liability-Claims-Made	58
Exhibit of Net Investment Income	12	Schedule P-Part 2I-Spec. Prop. (Fire, Allied Lines, Inland Marine, Earthquake, Burglary, Theft)	59
Exhibit of Nonadmitted Assets	13	Schedule P-Part 2J-Auto Physical Damage	59
Exhibit of Premiums and Losses (State Page)	19	Schedule P-Part 2K-Fidelity, Surety	59
Five-Year Historical Data	17	Schedule P-Part 2L-Other (Including Credit, Accident and Health)	59
General Interrogatories	15	Schedule P-Part 2M-International	59
Jurat Page	1	Schedule P-Part 2N-Reinsurance - Nonproportional Assumed Property	60
Liabilities, Surplus and Other Funds	3	Schedule P-Part 2O-Reinsurance - Nonproportional Assumed Liability	60
Notes To Financial Statements	14	Schedule P-Part 2P-Reinsurance - Nonproportional Assumed Financial Lines	60
Overflow Page For Write-ins	100	Schedule P-Part 2R-Section 1-Products Liability-Occurrence	61
Schedule A-Part 1	E01	Schedule P-Part 2R-Section 2-Products Liability-Claims-Made	61
Schedule A-Part 2	E02	Schedule P-Part 2S-Financial Guaranty/Mortgage Guaranty	61
Schedule A-Part 3	E03	Schedule P-Part 2T-Warranty	61
Schedule A-Verification Between Years	SI02	Schedule P-Part 3A-Homeowners/Farmowners	62
Schedule B-Part 1	E04	Schedule P-Part 3B-Private Passenger Auto Liability/Medical	62
Schedule B-Part 2	E05	Schedule P-Part 3C-Commercial Auto/Truck Liability/Medical	62
Schedule B-Part 3	E06	Schedule P-Part 3D-Workers' Compensation (Excluding Excess Workers Compensation)	62
Schedule B-Verification Between Years	SI02	Schedule P-Part 3E-Commercial Multiple Peril	62
Schedule BA-Part 1	E07	Schedule P-Part 3F-Section 1-Medical Professional Liability-Occurrence	63
Schedule BA-Part 2	E08	Schedule P-Part 3F-Section 2-Medical Professional Liability-Claims-Made	63
Schedule BA-Part 3	E09	Schedule P-Part 3G-Special Liability (Ocean Marine, Aircraft (All Perils), Boiler & Machinery)	63
Schedule BA-Verification Between Years	SI03	Schedule P-Part 3H-Section 1-Other Liability-Occurrence	63
Schedule D-Part 1	E10	Schedule P-Part 3H-Section 2-Other Liability-Claims-Made	63
Schedule D-Part 1A-Section 1	SI05	Schedule P-Part 3I-Spec. Prop. (Fire, Allied Lines, Inland Marine, Earthquake, Burglary, Theft)	64
Schedule D-Part 1A-Section 2	SI08	Schedule P-Part 3J-Auto Physical Damage	64
Schedule D-Part 2-Section 1	E11	Schedule P-Part 3K-Fidelity/Surety	64
Schedule D-Part 2-Section 2	E12	Schedule P-Part 3L-Other (Including Credit, Accident and Health)	64
Schedule D-Part 3	E13	Schedule P-Part 3M-International	64
Schedule D-Part 4	E14	Schedule P-Part 3N-Reinsurance - Nonproportional Assumed Property	65
Schedule D-Part 5	E15	Schedule P-Part 3O-Reinsurance - Nonproportional Assumed Liability	65
Schedule D-Part 6-Section 1	E16	Schedule P-Part 3P-Reinsurance - Nonproportional Assumed Financial Lines	65
Schedule D-Part 6-Section 2	E16	Schedule P-Part 3R-Section 1-Products Liability-Occurrence	66
Schedule D-Summary By Country	SI04	Schedule P-Part 3R-Section 2-Products Liability-Claims-Made	66
Schedule D-Verification Between Years	SI03	Schedule P-Part 3S-Financial Guaranty/Mortgage Guaranty	66
Schedule DA-Part 1	E17	Schedule P-Part 3T-Warranty	66
Schedule DA-Verification Between Years	SI10	Schedule P-Part 4A-Homeowners/Farmowners	67
Schedule DB-Part A-Section 1	E18	Schedule P-Part 4B-Private Passenger Auto Liability/Medical	67
Schedule DB-Part A-Section 2	E19	Schedule P-Part 4C-Commercial Auto/Truck Liability/Medical	67
Schedule DB-Part A-Verification Between Years	SI11	Schedule P-Part 4D-Workers' Compensation (Excluding Excess Workers Compensation)	67
Schedule DB-Part B-Section 1	E20	Schedule P-Part 4E-Commercial Multiple Peril	67
Schedule DB-Part B-Section 2	E21	Schedule P-Part 4F-Section 1-Medical Professional Liability-Occurrence	68
Schedule DB-Part B-Verification Between Years	SI11	Schedule P-Part 4F-Section 2-Medical Professional Liability-Claims-Made	68
Schedule DB-Part C-Section 1	SI12	Schedule P-Part 4G-Special Liability (Ocean Marine, Aircraft (All Perils), Boiler & Machinery)	68
Schedule DB-Part C-Section 2	SI13	Schedule P-Part 4H-Section 1-Other Liability-Occurrence	68
Schedule DB-Part D-Section 1	E22	Schedule P-Part 4H-Section 2-Other Liability-Claims-Made	68
Schedule DB-Part D-Section 2	E23	Schedule P-Part 4I-Spec. Prop. (Fire, Allied Lines, Inland Marine, Earthquake, Burglary & Theft)	69
Schedule DB-Verification	SI14	Schedule P-Part 4J-Auto Physical Damage	69
Schedule DL-Part 1	E24	Schedule P-Part 4K-Fidelity/Surety	69
Schedule DL-Part 2	E25	Schedule P-Part 4L-Other (Including Credit, Accident and Health)	69
Schedule E-Part 1-Cash	E26	Schedule P-Part 4M-International	69
Schedule E-Part 2-Cash Equivalents	E27	Schedule P-Part 4N-Reinsurance - Nonproportional Assumed Property	70
Schedule E-Part 3-Special Deposits	E28	Schedule P-Part 4O-Reinsurance - Nonproportional Assumed Liability	70
Schedule E-Verification Between Years	SI15	Schedule P-Part 4P-Reinsurance - Nonproportional Assumed Financial Lines	70
Schedule F-Part 1	20	Schedule P-Part 4R-Section 1-Products Liability-Occurrence	71
Schedule F-Part 2	21	Schedule P-Part 4R-Section 2-Products Liability-Claims-Made	71
Schedule F-Part 3	22	Schedule P-Part 4S-Financial Guaranty/Mortgage Guaranty	71
Schedule F-Part 4	23	Schedule P-Part 4T-Warranty	71
Schedule F-Part 5	24	Schedule P-Part 5A-Homeowners/Farmowners	72
Schedule F-Part 6-Section 1	25	Schedule P-Part 5B-Private Passenger Auto Liability/Medical	73
Schedule F-Part 6-Section 2	26	Schedule P-Part 5C-Commercial Auto/Truck Liability/Medical	74
Schedule F-Part 7	27	Schedule P-Part 5D-Workers' Compensation (Excluding Excess Workers Compensation)	75
Schedule F-Part 8	28	Schedule P-Part 5E-Commercial Multiple Peril	76
Schedule F-Part 9	29	Schedule P-Part 5F-Medical Professional Liability-Claims-Made	78
Schedule H-Accident and Health Exhibit-Part 1	30	Schedule P-Part 5F-Medical Professional Liability-Occurrence	77
Schedule H-Part 2, Part 3 and Part 4	31	Schedule P-Part 5H-Other Liability-Claims-Made	80
Schedule H-Part 5-Health Claims	32	Schedule P-Part 5H-Other Liability-Occurrence	79
Schedule P-Part 1-Summary	33	Schedule P-Part 5R-Products Liability-Claims-Made	82
Schedule P-Part 1A-Homeowners/Farmowners	35	Schedule P-Part 5R-Products Liability-Occurrence	81
Schedule P-Part 1B-Private Passenger Auto Liability/Medical	36	Schedule P-Part 5T-Warranty	83
Schedule P-Part 1C-Commercial Auto/Truck Liability/Medical	37	Schedule P-Part 6C-Commercial Auto/Truck Liability/Medical	84
Schedule P-Part 1D-Workers' Compensation (Excluding Excess Workers Compensation)	38	Schedule P-Part 6D-Workers' Compensation (Excluding Excess Workers Compensation)	84
Schedule P-Part 1E-Commercial Multiple Peril	39	Schedule P-Part 6E-Commercial Multiple Peril	85
Schedule P-Part 1F-Section 1-Medical Professional Liability-Occurrence	40	Schedule P-Part 6H-Other Liability-Claims-Made	86
Schedule P-Part 1F-Section 2-Medical Professional Liability-Claims-Made	41	Schedule P-Part 6H-Other Liability-Occurrence	85
Schedule P-Part 1G-Special Liability (Ocean, Marine, Aircraft (All Perils), Boiler & Machinery)	42	Schedule P-Part 6M-International	86
Schedule P-Part 1H-Section 1-Other Liability-Occurrence	43	Schedule P-Part 6N-Reinsurance - Nonproportional Assumed Property	87
Schedule P-Part 1H-Section 2-Other Liability-Claims-Made	44	Schedule P-Part 6O-Reinsurance - Nonproportional Assumed Liability	87
Schedule P-Part 1I-Spec. Prop. (Fire, Allied Lines, Inland Marine, Earthquake, Burglary & Theft)	45	Schedule P-Part 6R-Products Liability-Claims-Made	88
Schedule P-Part 1J-Auto Physical Damage	46	Schedule P-Part 6R-Products Liability-Occurrence	88
Schedule P-Part 1K-Fidelity/Surety	47	Schedule P-Part 7A-Primary Loss Sensitive Contracts	89
Schedule P-Part 1L-Other (Including Credit, Accident and Health)	48	Schedule P-Part 7B-Reinsurance Loss Sensitive Contracts	91
Schedule P-Part 1M-International	49	Schedule P Interrogatories	93
Schedule P-Part 1N-Reinsurance - Nonproportional Assumed Property	50	Schedule T-Exhibit of Premiums Written	94
Schedule P-Part 1O-Reinsurance - Nonproportional Assumed Liability	51	Schedule T-Part 2-Interstate Compact	95
Schedule P-Part 1P-Reinsurance - Nonproportional Assumed Financial Lines	52	Schedule Y-Information Concerning Activities of Insurer Members of a Holding Company Group	96
Schedule P-Part 1R-Section 1-Products Liability-Occurrence	53	Schedule Y-Detail of Insurance Holding Company System	97
Schedule P-Part 1R-Section 2-Products Liability-Claims-Made	54	Schedule Y-Part 2-Summary of Insurer's Transactions With Any Affiliates	98
Schedule P-Part 1S-Financial Guaranty/Mortgage Guaranty	55	Statement of Income	4
Schedule P-Part 1T-Warranty	56	Summary Investment Schedule	SI01
Schedule P-Part 2, Part 3 and Part 4 - Summary	34	Supplemental Exhibits and Schedules Interrogatories	99
Schedule P-Part 2A-Homeowners/Farmowners	57	Underwriting and Investment Exhibit Part 1	6
Schedule P-Part 2B-Private Passenger Auto Liability/Medical	57	Underwriting and Investment Exhibit Part 1A	7
Schedule P-Part 2C-Commercial Auto/Truck Liability/Medical	57	Underwriting and Investment Exhibit Part 1B	8
Schedule P-Part 2D-Workers' Compensation (Excluding Excess Workers Compensation)	57	Underwriting and Investment Exhibit Part 2	9
Schedule P-Part 2E-Commercial Multiple Peril	57	Underwriting and Investment Exhibit Part 2A	10
Schedule P-Part 2F-Section 1-Medical Professional Liability-Occurrence	58	Underwriting and Investment Exhibit Part 3	11
Schedule P-Part 2F-Section 2-Medical Professional Liability-Claims-Made	58		