



# HEALTH QUARTERLY STATEMENT

AS OF JUNE 30, 2016  
OF THE CONDITION AND AFFAIRS OF THE  
**UnitedHealthcare of New England, Inc.**

NAIC Group Code 0707 0707 NAIC Company Code 95149 Employer's ID Number 05-0413469  
(Current) (Prior)

Organized under the Laws of Rhode Island, State of Domicile or Port of Entry Rhode Island

Country of Domicile United States of America

Licensed as business type: Health Maintenance Organization

Is HMO Federally Qualified? Yes [ ] No [ X ]

Incorporated/Organized 11/14/1984 Commenced Business 12/27/1984

Statutory Home Office 475 Kilvert Street, Suite 310, Warwick, RI, US 02886-1392  
(Street and Number) (City or Town, State, Country and Zip Code)

Main Administrative Office 4 Research Drive, 5th Floor  
(Street and Number)  
Shelton, CT, US 06484 203-447-4444  
(City or Town, State, Country and Zip Code) (Area Code) (Telephone Number)

Mail Address 4 Research Drive, 5th Floor, Shelton, CT, US 06484  
(Street and Number or P.O. Box) (City or Town, State, Country and Zip Code)

Primary Location of Books and Records 4 Research Drive, 5th Floor  
(Street and Number)  
Shelton, CT, US 06484 203-447-4444  
(City or Town, State, Country and Zip Code) (Area Code) (Telephone Number)

Internet Website Address www.unitedhealthcare.com

Statutory Statement Contact Joseph J. Dewey, 203-447-4444  
(Name) (Area Code) (Telephone Number)  
joseph\_j\_dewey@uhc.com 203-447-4451  
(E-mail Address) (FAX Number)

### OFFICERS

President Stephen John Farrell Treasurer Robert Worth Oberrender  
Secretary Christina Regina Palme-Krizak Chief Financial Officer Timothy John Noel

### OTHER

Patrice Evelyn Cooper, Vice President, Medicaid Operations Nyle Brent Cottingham, Vice President Michelle Marie Huntley, Assistant Secretary  
Dennis Patrick O'Brien, Chief Executive Officer

### DIRECTORS OR TRUSTEES

Patrice Evelyn Cooper Stephen John Farrell Dennis Patrick O'Brien

State of Rhode Island State of MINN State of \_\_\_\_\_  
County of Kent County of Hennepin County of \_\_\_\_\_

The officers of this reporting entity being duly sworn, each depose and say that they are the described officers of said reporting entity, and that on the reporting period stated above, all of the herein described assets were the absolute property of the said reporting entity, free and clear from any liens or claims thereon, except as herein stated, and that this statement, together with related exhibits, schedules and explanations therein contained, annexed or referred to, is a full and true statement of all the assets and liabilities and of the condition and affairs of the said reporting entity as of the reporting period stated above, and of its income and deductions therefrom for the period ended, and have been completed in accordance with the NAIC Annual Statement Instructions and Accounting Practices and Procedures manual except to the extent that: (1) state law may differ; or, (2) that state rules or regulations require differences in reporting not related to accounting practices and procedures, according to the best of their information, knowledge and belief, respectively. Furthermore, the scope of this attestation by the described officers also includes the related corresponding electronic filing with the NAIC, when required, that is an exact copy (except for formatting differences due to electronic filing) of the enclosed statement. The electronic filing may be requested by various regulators in lieu of or in addition to the enclosed statement.

[Signature]  
Stephen John Farrell  
President

[Signature]  
Christina Regina Palme-Krizak  
Secretary

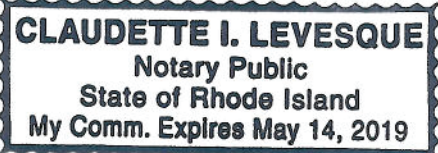
Subscribed and sworn to before me this 26 day of July 2016  
[Signature]

Subscribed and sworn to before me this 27 day of July 2016  
[Signature]

Subscribed and sworn to before me this \_\_\_\_\_ day of \_\_\_\_\_  
\_\_\_\_\_



- a. Is this an original filing?..... Yes [  ] No [ ]
- b. If no,
1. State the amendment number.....
  2. Date filed.....
  3. Number of pages attached.....



STATEMENT AS OF JUNE 30, 2016 OF THE UnitedHealthcare of New England, Inc.

**ASSETS**

	Current Statement Date			4 December 31 Prior Year Net Admitted Assets
	1 Assets	2 Nonadmitted Assets	3 Net Admitted Assets (Cols. 1 - 2)	
1. Bonds .....	204,832,108		204,832,108	203,825,011
2. Stocks:				
2.1 Preferred stocks .....			0	0
2.2 Common stocks .....	36,230,928		36,230,928	110,367,088
3. Mortgage loans on real estate:				
3.1 First liens .....			0	0
3.2 Other than first liens.....			0	0
4. Real estate:				
4.1 Properties occupied by the company (less \$ encumbrances) .....			0	0
4.2 Properties held for the production of income (less \$ ..... encumbrances) .....			0	0
4.3 Properties held for sale (less \$ encumbrances) .....			0	0
5. Cash (\$ .....(690,820) ), cash equivalents (\$ ..... ) and short-term investments (\$ .....2,679,311 ) .....	1,988,491		1,988,491	(34,797)
6. Contract loans (including \$ ..... premium notes) .....			0	0
7. Derivatives .....			0	0
8. Other invested assets .....			0	0
9. Receivables for securities .....	0		0	0
10. Securities lending reinvested collateral assets .....			0	0
11. Aggregate write-ins for invested assets .....	0	0	0	0
12. Subtotals, cash and invested assets (Lines 1 to 11) .....	243,051,527	0	243,051,527	314,157,302
13. Title plants less \$ ..... charged off (for Title insurers only) .....			0	0
14. Investment income due and accrued .....	1,243,526		1,243,526	1,230,553
15. Premiums and considerations:				
15.1 Uncollected premiums and agents' balances in the course of collection .....	12,369,122	4,699,624	7,669,498	2,913,086
15.2 Deferred premiums, agents' balances and installments booked but deferred and not yet due (including \$ ..... earned but unbilled premiums) .....			0	0
15.3 Accrued retrospective premiums (\$ ..... ) and contracts subject to redetermination (\$ .....23,731,985 ) .....	23,731,985	3	23,731,982	10,014,776
16. Reinsurance:				
16.1 Amounts recoverable from reinsurers .....	1,553,633		1,553,633	1,587,284
16.2 Funds held by or deposited with reinsured companies .....			0	0
16.3 Other amounts receivable under reinsurance contracts .....	424,192		424,192	305,312
17. Amounts receivable relating to uninsured plans .....	3,350,073	3,205	3,346,868	5,686,145
18.1 Current federal and foreign income tax recoverable and interest thereon .....	0		0	2,262,275
18.2 Net deferred tax asset .....	2,718,966		2,718,966	4,209,601
19. Guaranty funds receivable or on deposit .....			0	0
20. Electronic data processing equipment and software .....			0	0
21. Furniture and equipment, including health care delivery assets (\$ ..... ) .....			0	0
22. Net adjustment in assets and liabilities due to foreign exchange rates .....			0	0
23. Receivables from parent, subsidiaries and affiliates .....			0	343,207
24. Health care (\$ .....32,989,969 ) and other amounts receivable .....	35,902,668	2,912,699	32,989,969	21,169,778
25. Aggregate write-ins for other than invested assets .....	5,418,554	1,940	5,416,614	0
26. Total assets excluding Separate Accounts, Segregated Accounts and Protected Cell Accounts (Lines 12 to 25) .....	329,764,246	7,617,471	322,146,775	363,879,319
27. From Separate Accounts, Segregated Accounts and Protected Cell Accounts .....			0	0
28. Total (Lines 26 and 27)	329,764,246	7,617,471	322,146,775	363,879,319
<b>DETAILS OF WRITE-INS</b>				
1101. ....				
1102. ....				
1103. ....				
1198. Summary of remaining write-ins for Line 11 from overflow page .....	0	0	0	0
1199. Totals (Lines 1101 through 1103 plus 1198)(Line 11 above)	0	0	0	0
2501. Premium Tax Receivable .....	5,416,614	0	5,416,614	0
2502. Prepaid Expenses .....	1,940	1,940	0	0
2503. ....				
2598. Summary of remaining write-ins for Line 25 from overflow page .....	0	0	0	0
2599. Totals (Lines 2501 through 2503 plus 2598)(Line 25 above)	5,418,554	1,940	5,416,614	0

**LIABILITIES, CAPITAL AND SURPLUS**

	Current Period			Prior Year
	1 Covered	2 Uncovered	3 Total	4 Total
1. Claims unpaid (less \$ .....2,391,646 reinsurance ceded) .....	137,420,974		137,420,974	129,935,656
2. Accrued medical incentive pool and bonus amounts .....	4,749,956		4,749,956	2,829,847
3. Unpaid claims adjustment expenses .....	974,946		974,946	800,248
4. Aggregate health policy reserves, including the liability of \$ .....1,957,190 for medical loss ratio rebate per the Public Health Service Act .....	12,557,416		12,557,416	11,308,488
5. Aggregate life policy reserves .....			0	0
6. Property/casualty unearned premium reserve .....			0	0
7. Aggregate health claim reserves .....	330,942		330,942	285,608
8. Premiums received in advance .....	727,853		727,853	40,909,457
9. General expenses due or accrued .....	15,306,832		15,306,832	4,270,236
10.1 Current federal and foreign income tax payable and interest thereon (including \$ .....0 on realized gains (losses)) .....	1,868,047		1,868,047	0
10.2 Net deferred tax liability .....	0		0	0
11. Ceded reinsurance premiums payable .....	1,029,933		1,029,933	33,418
12. Amounts withheld or retained for the account of others .....	173,375		173,375	176,900
13. Remittances and items not allocated .....	15,453		15,453	26,607
14. Borrowed money (including \$ ..... current) and interest thereon \$ ..... (including \$ ..... current) .....			0	0
15. Amounts due to parent, subsidiaries and affiliates .....	3,343,433		3,343,433	0
16. Derivatives .....			0	0
17. Payable for securities .....	834,721		834,721	537,521
18. Payable for securities lending .....			0	0
19. Funds held under reinsurance treaties (with \$ ..... authorized reinsurers, \$ ..... unauthorized reinsurers and \$ ..... certified reinsurers) .....			0	0
20. Reinsurance in unauthorized and certified (\$ ..... ) companies .....			0	0
21. Net adjustments in assets and liabilities due to foreign exchange rates .....			0	0
22. Liability for amounts held under uninsured plans .....	3,046,668		3,046,668	602,361
23. Aggregate write-ins for other liabilities (including \$ .....25,041 current) .....	25,041	0	25,041	25,010,794
24. Total liabilities (Lines 1 to 23) .....	182,405,590	0	182,405,590	216,727,141
25. Aggregate write-ins for special surplus funds .....	XXX	XXX	0	14,047,612
26. Common capital stock .....	XXX	XXX	5,862,835	5,862,835
27. Preferred capital stock .....	XXX	XXX		
28. Gross paid in and contributed surplus .....	XXX	XXX	12,000,000	12,000,000
29. Surplus notes .....	XXX	XXX		
30. Aggregate write-ins for other than special surplus funds .....	XXX	XXX	0	0
31. Unassigned funds (surplus) .....	XXX	XXX	121,878,350	115,241,731
32. Less treasury stock, at cost:				
32.1 ..... shares common (value included in Line 26 \$ ..... ) .....	XXX	XXX		
32.2 ..... shares preferred (value included in Line 27 \$ ..... ) .....	XXX	XXX		
33. Total capital and surplus (Lines 25 to 31 minus Line 32) .....	XXX	XXX	139,741,185	147,152,178
34. Total liabilities, capital and surplus (Lines 24 and 33) .....	XXX	XXX	322,146,775	363,879,319
<b>DETAILS OF WRITE-INS</b>				
2301. Unclaimed Property .....	25,041		25,041	10,794
2302. Dividend Declared .....			0	25,000,000
2303. ....				
2398. Summary of remaining write-ins for Line 23 from overflow page .....	0	0	0	0
2399. Totals (Lines 2301 through 2303 plus 2398)(Line 23 above) .....	25,041	0	25,041	25,010,794
2501. Section 9010 ACA Subsequent Fee Year Assessment .....	XXX	XXX	0	14,047,612
2502. ....	XXX	XXX		
2503. ....	XXX	XXX		
2598. Summary of remaining write-ins for Line 25 from overflow page .....	XXX	XXX	0	0
2599. Totals (Lines 2501 through 2503 plus 2598)(Line 25 above) .....	XXX	XXX	0	14,047,612
3001. ....	XXX	XXX		
3002. ....	XXX	XXX		
3003. ....	XXX	XXX		
3098. Summary of remaining write-ins for Line 30 from overflow page .....	XXX	XXX	0	0
3099. Totals (Lines 3001 through 3003 plus 3098)(Line 30 above) .....	XXX	XXX	0	0

**STATEMENT OF REVENUE AND EXPENSES**

	Current Year To Date		Prior Year To Date	Prior Year Ended December 31
	1 Uncovered	2 Total	3 Total	4 Total
1. Member Months	XXX	733,043	661,721	1,337,201
2. Net premium income ( including \$ non-health premium income)	XXX	425,733,611	413,637,674	775,873,818
3. Change in unearned premium reserves and reserve for rate credits	XXX	2,695,920	(415,024)	(7,366,065)
4. Fee-for-service (net of \$ medical expenses)	XXX			
5. Risk revenue	XXX			
6. Aggregate write-ins for other health care related revenues	XXX	0	0	0
7. Aggregate write-ins for other non-health revenues	XXX	0	0	0
8. Total revenues (Lines 2 to 7)	XXX	428,429,531	413,222,650	768,507,753
<b>Hospital and Medical:</b>				
9. Hospital/medical benefits		303,065,968	290,439,352	547,783,997
10. Other professional services		380,750	903,183	1,281,888
11. Outside referrals				
12. Emergency room and out-of-area				
13. Prescription drugs		55,578,519	50,011,861	98,271,457
14. Aggregate write-ins for other hospital and medical	0	0	0	0
15. Incentive pool, withhold adjustments and bonus amounts		4,762,628	3,948,297	4,589,649
16. Subtotal (Lines 9 to 15)	0	363,787,865	345,302,694	651,926,991
<b>Less:</b>				
17. Net reinsurance recoveries		8,560,914	7,599,058	15,153,673
18. Total hospital and medical (Lines 16 minus 17)	0	355,226,951	337,703,636	636,773,318
19. Non-health claims (net)				
20. Claims adjustment expenses, including \$ 12,531,096 cost containment expenses		17,263,246	14,293,885	33,925,904
21. General administrative expenses		36,556,898	35,308,127	53,702,329
22. Increase in reserves for life and accident and health contracts (including \$ increase in reserves for life only)				0
23. Total underwriting deductions (Lines 18 through 22)	0	409,047,095	387,305,648	724,401,551
24. Net underwriting gain or (loss) (Lines 8 minus 23)	XXX	19,382,436	25,917,002	44,106,202
25. Net investment income earned		2,401,821	2,175,469	4,336,627
26. Net realized capital gains (losses) less capital gains tax of \$ 289,777		526,263	293,073	856,397
27. Net investment gains (losses) (Lines 25 plus 26)	0	2,928,084	2,468,542	5,193,024
28. Net gain or (loss) from agents' or premium balances charged off [(amount recovered \$ 34,753 ) (amount charged off \$ 185,852 )]		(151,099)	(29,504)	(228,325)
29. Aggregate write-ins for other income or expenses	0	0	0	0
30. Net income or (loss) after capital gains tax and before all other federal income taxes (Lines 24 plus 27 plus 28 plus 29)	XXX	22,159,421	28,356,041	49,070,901
31. Federal and foreign income taxes incurred	XXX	9,358,545	12,066,501	21,555,852
32. Net income (loss) (Lines 30 minus 31)	XXX	12,800,876	16,289,540	27,515,049
<b>DETAILS OF WRITE-INS</b>				
0601.	XXX			
0602.	XXX			
0603.	XXX			
0698. Summary of remaining write-ins for Line 6 from overflow page	XXX	0	0	0
0699. Totals (Lines 0601 through 0603 plus 0698)(Line 6 above)	XXX	0	0	0
0701.	XXX			
0702.	XXX			
0703.	XXX			
0798. Summary of remaining write-ins for Line 7 from overflow page	XXX	0	0	0
0799. Totals (Lines 0701 through 0703 plus 0798)(Line 7 above)	XXX	0	0	0
1401.				
1402.				
1403.				
1498. Summary of remaining write-ins for Line 14 from overflow page	0	0	0	0
1499. Totals (Lines 1401 through 1403 plus 1498)(Line 14 above)	0	0	0	0
2901.				
2902.				
2903.				
2998. Summary of remaining write-ins for Line 29 from overflow page	0	0	0	0
2999. Totals (Lines 2901 through 2903 plus 2998)(Line 29 above)	0	0	0	0

**STATEMENT OF REVENUE AND EXPENSES (Continued)**

	1 Current Year to Date	2 Prior Year to Date	3 Prior Year Ended December 31
<b>CAPITAL AND SURPLUS ACCOUNT</b>			
33. Capital and surplus prior reporting year.....	147,152,178	160,742,586	160,742,586
34. Net income or (loss) from Line 32.....	12,800,876	16,289,540	27,515,049
35. Change in valuation basis of aggregate policy and claim reserves.....			
36. Change in net unrealized capital gains (losses) less capital gains tax of \$.....			
37. Change in net unrealized foreign exchange capital gain or (loss).....			
38. Change in net deferred income tax.....	(1,490,634)	(1,975,401)	741,056
39. Change in nonadmitted assets.....	(4,021,235)	(658,012)	(846,513)
40. Change in unauthorized and certified reinsurance.....	0	0	0
41. Change in treasury stock.....	0	0	0
42. Change in surplus notes.....	0	0	0
43. Cumulative effect of changes in accounting principles.....			
44. Capital Changes:			
44.1 Paid in.....	0	0	0
44.2 Transferred from surplus (Stock Dividend).....	0	0	0
44.3 Transferred to surplus.....			
45. Surplus adjustments:			
45.1 Paid in.....	0	0	0
45.2 Transferred to capital (Stock Dividend).....			
45.3 Transferred from capital.....			
46. Dividends to stockholders.....	(14,700,000)	(16,000,000)	(16,000,000)
47. Aggregate write-ins for gains or (losses) in surplus.....	0	0	(25,000,000)
48. Net change in capital & surplus (Lines 34 to 47).....	(7,410,993)	(2,343,873)	(13,590,408)
49. Capital and surplus end of reporting period (Line 33 plus 48)	139,741,185	158,398,713	147,152,178
<b>DETAILS OF WRITE-INS</b>			
4701. Dividend Declared.....			(25,000,000)
4702. ....			
4703. ....			
4798. Summary of remaining write-ins for Line 47 from overflow page.....	0	0	0
4799. Totals (Lines 4701 through 4703 plus 4798)(Line 47 above)	0	0	(25,000,000)

**CASH FLOW**

	1 Current Year To Date	2 Prior Year To Date	3 Prior Year Ended December 31
<b>Cash from Operations</b>			
1. Premiums collected net of reinsurance .....	368,550,089	370,512,843	776,387,041
2. Net investment income .....	2,944,121	2,748,341	5,335,179
3. Miscellaneous income .....	0	0	0
4. Total (Lines 1 to 3) .....	371,494,210	373,261,184	781,722,220
5. Benefit and loss related payments .....	358,172,245	314,360,239	616,418,868
6. Net transfers to Separate Accounts, Segregated Accounts and Protected Cell Accounts .....			
7. Commissions, expenses paid and aggregate write-ins for deductions .....	43,511,212	43,682,841	87,150,436
8. Dividends paid to policyholders .....			
9. Federal and foreign income taxes paid (recovered) net of \$ .....0 tax on capital gains (losses) .....	5,517,999	15,461,001	28,640,396
10. Total (Lines 5 through 9) .....	407,201,456	373,504,081	732,209,700
11. Net cash from operations (Line 4 minus Line 10) .....	(35,707,246)	(242,897)	49,512,520
<b>Cash from Investments</b>			
12. Proceeds from investments sold, matured or repaid:			
12.1 Bonds .....	30,398,640	28,586,737	63,270,103
12.2 Stocks .....	440,287,032	405,862,507	781,122,215
12.3 Mortgage loans .....	0	0	0
12.4 Real estate .....	0	0	0
12.5 Other invested assets .....	0	0	0
12.6 Net gains or (losses) on cash, cash equivalents and short-term investments .....	0	0	(1,244)
12.7 Miscellaneous proceeds .....	297,200	6,876,079	537,521
12.8 Total investment proceeds (Lines 12.1 to 12.7) .....	470,982,872	441,325,323	844,928,595
13. Cost of investments acquired (long-term only):			
13.1 Bonds .....	31,132,345	29,732,520	84,542,590
13.2 Stocks .....	366,150,874	350,722,651	813,575,988
13.3 Mortgage loans .....	0	0	0
13.4 Real estate .....	0	0	0
13.5 Other invested assets .....	0	0	0
13.6 Miscellaneous applications .....	0	0	0
13.7 Total investments acquired (Lines 13.1 to 13.6) .....	397,283,219	380,455,171	898,118,578
14. Net increase (or decrease) in contract loans and premium notes .....	0	0	0
15. Net cash from investments (Line 12.8 minus Line 13.7 and Line 14) .....	73,699,653	60,870,152	(53,189,983)
<b>Cash from Financing and Miscellaneous Sources</b>			
16. Cash provided (applied):			
16.1 Surplus notes, capital notes .....	0	0	0
16.2 Capital and paid in surplus, less treasury stock .....	0	0	0
16.3 Borrowed funds .....	0	0	0
16.4 Net deposits on deposit-type contracts and other insurance liabilities .....	0	0	0
16.5 Dividends to stockholders .....	39,700,000	16,000,000	16,000,000
16.6 Other cash provided (applied) .....	3,730,880	14,146,223	10,256,785
17. Net cash from financing and miscellaneous sources (Line 16.1 through Line 16.4 minus Line 16.5 plus Line 16.6) .....	(35,969,120)	(1,853,777)	(5,743,215)
<b>RECONCILIATION OF CASH, CASH EQUIVALENTS AND SHORT-TERM INVESTMENTS</b>			
18. Net change in cash, cash equivalents and short-term investments (Line 11, plus Lines 15 and 17) .....	2,023,288	58,773,478	(9,420,677)
19. Cash, cash equivalents and short-term investments:			
19.1 Beginning of year .....	(34,797)	9,385,881	9,385,881
19.2 End of period (Line 18 plus Line 19.1) .....	1,988,491	68,159,359	(34,797)

Note: Supplemental disclosures of cash flow information for non-cash transactions:

--	--	--	--

**EXHIBIT OF PREMIUMS, ENROLLMENT AND UTILIZATION**

	1 Total	Comprehensive (Hospital & Medical)		4 Medicare Supplement	5 Vision Only	6 Dental Only	7 Federal Employees Health Benefit Plan	8 Title XVIII Medicare	9 Title XIX Medicaid	10 Other
		2 Individual	3 Group							
<b>Total Members at end of:</b>										
1. Prior Year .....	114,216	1,107	5,070	0	0	0	0	23,831	84,208	0
2. First Quarter .....	123,263	1,306	4,577	0	0	0	0	32,126	85,254	0
3. Second Quarter .....	123,811	1,547	4,124					32,964	85,176	
4. Third Quarter .....	0									
5. Current Year	0									
6. Current Year Member Months	733,043	8,424	26,764					193,910	503,945	
<b>Total Member Ambulatory Encounters for Period:</b>										
7. Physician .....	776,419	16,573	10,593					295,201	454,052	
8. Non-Physician .....	389,488	508	325					136,135	252,520	
9. Total	1,165,907	17,081	10,918	0	0	0	0	431,336	706,572	0
10. Hospital Patient Days Incurred	57,193	222	289					14,362	42,320	
11. Number of Inpatient Admissions	12,985	44	89					2,878	9,974	
12. Health Premiums Written (a) .....	435,945,414	4,107,391	7,640,299					175,849,446	248,348,278	
13. Life Premiums Direct .....	0									
14. Property/Casualty Premiums Written .....	0									
15. Health Premiums Earned .....	438,777,664	4,963,513	7,642,448					177,823,425	248,348,278	
16. Property/Casualty Premiums Earned .....	0									
17. Amount Paid for Provision of Health Care Services.....	366,399,193	2,410,279	7,908,604					123,267,668	232,812,642	
18. Amount Incurred for Provision of Health Care Services	363,787,865	2,848,004	7,348,629					135,879,830	217,711,402	

(a) For health premiums written: amount of Medicare Title XVIII exempt from state taxes or fees \$ .....175,849,446





## UNDERWRITING AND INVESTMENT EXHIBIT

### ANALYSIS OF CLAIMS UNPAID - PRIOR YEAR - NET OF REINSURANCE

Line of Business	Claims Paid Year to Date		Liability End of Current Quarter		5 Claims Incurred in Prior Years (Columns 1 + 3)	6 Estimated Claim Reserve and Claim Liability December 31 of Prior Year
	1 On Claims Incurred Prior to January 1 of Current Year	2 On Claims Incurred During the Year	3 On Claims Unpaid Dec. 31 of Prior Year	4 On Claims Incurred During the Year		
1. Comprehensive (hospital and medical) .....	721,101	3,307,496	103,316	1,257,619	824,417	1,368,551
2. Medicare Supplement .....					0	0
3. Dental Only .....					0	0
4. Vision Only .....					0	0
5. Federal Employees Health Benefits Plan .....					0	0
6. Title XVIII - Medicare .....	21,268,643	97,353,694	649,108	40,364,945	21,917,751	27,629,878
7. Title XIX - Medicaid .....	47,030,967	185,768,930	47,412,627	47,964,302	94,443,594	101,222,833
8. Other health .....					0	0
9. Health subtotal (Lines 1 to 8) .....	69,020,711	286,430,120	48,165,051	89,586,866	117,185,762	130,221,262
10. Healthcare receivables (a) .....	13,256,069	20,852,378		1,794,221	13,256,069	23,472,969
11. Other non-health .....					0	0
12. Medical incentive pools and bonus amounts .....	2,753,807	1,251	2,874,005	1,875,951	5,627,812	2,829,847
13. Totals (Lines 9-10+11+12)	58,518,449	265,578,993	51,039,056	89,668,596	109,557,505	109,578,140

(a) Excludes \$ ..... loans or advances to providers not yet expensed.

---

## NOTES TO FINANCIAL STATEMENTS

---

**1. SUMMARY OF SIGNIFICANT ACCOUNTING POLICIES****A. Accounting Practices**

The statutory basis financial statements of the Company are presented on the basis of accounting practices prescribed and permitted by the Rhode Island Department of Business Regulation (“the Department”).

The Department recognizes only statutory accounting practices, prescribed and permitted by the State of Rhode Island, for determining and reporting the financial condition and results of operations of an HMO, for determining its solvency under Rhode Island Insurance Law. The State prescribes the use of the National Association of Insurance Commissioners’ (“NAIC”) Accounting Practices and Procedures manual (“NAIC SAP”) in effect for the accounting periods covered in the statutory basis financial statements.

No significant differences exist between the practices prescribed and permitted by the State of Rhode Island and those prescribed and permitted by the NAIC SAP which materially affect the statutory basis net income and capital and surplus, as illustrated in the table below:

	State of Domicile	June 30, 2016	December 31, 2015
<b>Net Income</b>			
(1) Company state basis	Rhode Island	\$ 12,800,876	\$ 27,515,049
(2) State prescribed practices that increase/(decrease) NAIC SAP:	Rhode Island	-	-
(3) State permitted practices that increase/(decrease) NAIC SAP:	Rhode Island	-	-
(4) NAIC SAP (1-2-3=4)	Rhode Island	<u>\$ 12,800,876</u>	<u>\$ 27,515,049</u>
<b>Capital and Surplus</b>			
(5) Company state basis	Rhode Island	\$ 139,741,185	\$ 147,152,178
(6) State prescribed practices that increase/(decrease) NAIC SAP:	Rhode Island	-	-
(7) State permitted practices that increase/(decrease) NAIC SAP:	Rhode Island	-	-
(8) NAIC SAP (5-6-7=8)	Rhode Island	<u>\$ 139,741,185</u>	<u>\$ 147,152,178</u>

**B. Use of Estimates in the Preparation of the Statutory Basis Financial Statements**

No significant change.

**C. Accounting Policy**

No significant change.

**D. Going Concern**

No significant change.

**2. ACCOUNTING CHANGES AND CORRECTION OF ERRORS**

No significant change.

**3. BUSINESS COMBINATIONS AND GOODWILL**

**A–D.** No significant change.

**4. DISCONTINUED OPERATIONS****A. Discontinued Operation Disposed of or Classified as Held for Sale**

(1–5) No significant change.

**5. INVESTMENTS AND OTHER INVESTED ASSETS****A. Mortgage Loans, including Mezzanine Real Estate Loans**

No significant change.

**B. Debt Restructuring**

No significant change.

**C. Reverse Mortgages**

No significant change.

**D. Loan-Backed Securities**

- (1) Loan-backed securities are valued using the retrospective adjustment methodology. Prepayment assumptions for the determination of the amortized cost of loan-backed securities are based on a three-month constant prepayment rate history obtained from external data source vendors.
- (2) The Company did not recognize any other-than-temporary impairments ("OTTI") on loan-backed securities as of June 30, 2016.
- (3) As of June 30, 2016, the Company did not have any loan-backed securities with an OTTI to report by CUSIP.
- (4) The following table illustrates the fair value, gross unrealized losses, and length of time that the loan-backed securities have been in a continuous unrealized loss position as of June 30, 2016 and December 31, 2015:

	<b>June 30, 2016</b>
The aggregate amount of unrealized losses:	
1. Less than 12 months	\$ (18,390)
2. 12 Months or longer	(4,367)
The aggregate related fair value of securities with unrealized losses:	
1. Less than 12 months	6,111,189
2. 12 Months or longer	1,290,422
	<b>December 31, 2015</b>
The aggregate amount of unrealized losses:	
1. Less than 12 months	\$ (179,843)
2. 12 Months or longer	(386)
The aggregate related fair value of securities with unrealized losses:	
1. Less than 12 months	33,040,853
2. 12 Months or longer	157,890

- (5) The Company believes that it will collect all principal and interest due on all investments that have an amortized cost in excess of fair value. The unrealized losses as of June 30, 2016 were primarily caused by interest rate increases and not by unfavorable changes in the credit ratings associated with these securities.

**E. Repurchase Agreements and/or Securities Lending Transactions**

No significant change.

**F. Real Estate**

No significant change.

**G. Low-Income Housing Tax Credits**

No significant change.

**H. Restricted Assets**

No significant change.

**I. Working Capital Finance Investments**

Not applicable.

**J. Offsetting and Netting of Assets and Liabilities**

The Company does not have any offsetting or netting of assets and liabilities as it relates to derivatives, repurchase and reverse repurchase agreements, and securities borrowing and securities lending activities.

**K. Structured Notes**

The Company does not have any structured notes.

**6. JOINT VENTURES, PARTNERSHIPS, AND LIMITED LIABILITY COMPANIES**

**A–B.** No significant change.

**7. INVESTMENT INCOME**

**A–B.** No significant change.

**8. DERIVATIVE INSTRUMENTS**

**A–F.** No significant change.

**9. INCOME TAXES**

The provision for federal income taxes incurred/benefit is different from that which would be obtained by applying the statutory federal income tax rate of 35% to net gain before federal income taxes, and net realized capital gains primarily as a result of the annual health insurer fee under Section 9010 of the Patient Protection and Affordable Care Act which is non-deductible for tax purposes. The Company is required to expense 100% of the estimated annual fee on January 1, 2016. The Company's health insurer fee impact is \$14,024,510 in 2016, which will be paid in September 2016.

**10. INFORMATION CONCERNING PARENT, SUBSIDIARIES, AND AFFILIATES**

**A–N. Material Related Party Transactions**

No significant change.

**11. DEBT**

**A–B.** No significant change.

**12. RETIREMENT PLANS, DEFERRED COMPENSATION, POSTEMPLOYMENT BENEFITS AND COMPENSATED ABSENCES, AND OTHER POSTRETIREMENT BENEFIT PLANS**

**A–I.** The Company has no defined benefit plans, defined contribution plans, multiemployer plans, consolidated/holding company plans, postemployment benefits, and compensated absences plans and is not impacted by the Medicare Modernization Act on postretirement benefits, since all personnel are employees of United HealthCare Services, Inc. ("UHS"), which provides services to the Company under the terms of a management agreement.

**13. CAPITAL AND SURPLUS, SHAREHOLDERS' DIVIDEND RESTRICTIONS, AND QUASI-REORGANIZATIONS**

**(1–3)** No significant change.

**(4)** On December 9, 2015, the Company requested an extraordinary cash dividend of \$75,000,000 to the sole shareholder, UHS. The Department approved a dividend of \$25,000,000 on February 2, 2016, and paid on February 4, 2016. The extraordinary dividend complied with the provisions set forth in the statutes of the Rhode Island.

On May 20, 2016, the Company declared an ordinary cash dividend of \$14,700,000 to the sole shareholder, UHS, and was paid on June 7, 2016. The ordinary dividend complied with the provisions set forth in the statutes of Rhode Island.

**(5–13)** No significant change.

**14. LIABILITIES, CONTINGENCIES AND ASSESSMENTS**

**A–F.** No significant change.

**15. LEASES**

**A–B.** No significant change.

**16. INFORMATION ABOUT FINANCIAL INSTRUMENTS WITH OFF-BALANCE-SHEET RISK AND FINANCIAL INSTRUMENTS WITH CONCENTRATIONS OF CREDIT RISK**

(1–4) No significant change.

**17. SALE, TRANSFER, AND SERVICING OF FINANCIAL ASSETS AND EXTINGUISHMENTS OF LIABILITIES**

**A.** The Company did not have any transfers of receivables reported as sales as of June 30, 2016 or December 31, 2015.

**B.** The Company did not have any transfer and servicing of financial assets as of June 30, 2016 or December 31, 2015.

**C.** No transactions involving wash sales of securities with an NAIC designation of 3 or below or unrated securities occurred as of June 30, 2016 or the year ended December 31, 2015.

**18. GAIN OR LOSS TO THE REPORTING ENTITY FROM UNINSURED PLANS AND THE UNINSURED PORTION OF PARTIALLY INSURED PLANS**

**A–B.** No significant change.

**C. Medicare or Other Similarly Structured Cost Based Reimbursement Contract**

The Medicare Part D program is a partially insured plan. The Company recorded a payable in liability for amounts held under uninsured plans in the statutory basis statements of admitted assets, liabilities, and capital and surplus of \$1,066,356 at June 30, 2016, and a receivable in amounts receivable relating to uninsured plans of \$2,208,463 at December 31, 2015, for cost reimbursement under the Medicare Part D program for the catastrophic reinsurance and low-income member cost-sharing subsidies. The Company also recorded a receivable of \$502,100 and \$643,348 and a payable of \$1,621,773 and \$476,028 as of June 30, 2016 and December 31, 2015, respectively, for the Medicare Part D Coverage Gap Discount Program in amounts receivable relating to uninsured plans and liability for amounts held under uninsured plans, respectively, in the statutory basis statements of admitted assets, liabilities, and capital and surplus.

The Company receives payments from Centers for Medicare and Medicaid Services (“CMS”) under the ACA Cost Sharing Reductions (“CSR”) program designed to reduce copayments, deductibles, and coinsurance for lower-income members. There is no risk to the Company as a result of the CSR program. Overpayments from CMS are reported in liability for amounts held under uninsured plans and underpayments are reported in amounts receivable relating to uninsured plans in the statutory basis statements of admitted assets, liabilities, and capital and surplus. The Company has recorded a liability of \$273,583 and \$126,332 for the CSR program as of June 30, 2016 and December 31, 2015, respectively.

**19. DIRECT PREMIUM WRITTEN/PRODUCED BY MANAGING GENERAL AGENTS/THIRD-PARTY ADMINISTRATORS**

No significant change.

**20. FAIR VALUE MEASUREMENT**

The NAIC SAP defines fair value, establishes a framework for measuring fair value, and outlines the disclosure requirements related to fair value measurements. The fair value hierarchy is as follows:

*Level 1* — Quoted (unadjusted) prices for identical assets in active markets.

*Level 2* — Other observable inputs, either directly or indirectly, including:

- Quoted prices for similar assets in active markets;
- Quoted prices for identical or similar assets in nonactive markets (few transactions, limited information, noncurrent prices, high variability over time, etc.);
- Inputs other than quoted prices that are observable for the asset (interest rates, yield curves, volatilities, default rates, etc.);
- Inputs that are derived principally from or corroborated by other observable market data.

*Level 3* — Unobservable inputs that cannot be corroborated by observable market data.

The estimated fair values of bonds, short-term investments and common stocks are based on quoted market prices, where available. The Company obtains one price for each security primarily from a third-

party pricing service (“pricing service”), which generally uses quoted prices or other observable inputs for the determination of fair value. The pricing service normally derives the security prices through recently reported trades for identical or similar securities, making adjustments through the reporting date based upon available observable market information. For securities not actively traded, the pricing service may use quoted market prices of comparable instruments or discounted cash flow analyses, incorporating inputs that are currently observable in the markets for similar securities. Inputs that are often used in the valuation methodologies include, but are not limited to, non-binding broker quotes, benchmark yields, credit spreads, default rates and prepayment speeds. As the Company is responsible for the determination of fair value, it performs quarterly analyses on the prices received from the pricing service to determine whether the prices are reasonable estimates of fair value. Specifically, the Company compares the prices received from the pricing service to a secondary pricing source; prices reported by its custodian, its investment consultant and third-party investment advisors. Additionally, the Company compares changes in the reported market values and returns to relevant market indices to test the reasonableness of the reported prices. The Company’s internal price verification procedures and review of fair value methodology documentation provided by independent pricing services have not historically resulted in an adjustment in the prices obtained from the pricing service.

In instances in which the inputs used to measure fair value fall into different levels of the fair value hierarchy, the fair value measurement has been determined based on the lowest-level input that is significant to the fair value measurement in its entirety. The Company’s assessment of the significance of a particular item to the fair value measurement in its entirety requires judgment, including the consideration of inputs specific to the asset or liability.

## A. Fair Value

### (1) Fair Value Measurements at Reporting Date

The following table presents information about the Company’s financial assets that are measured and reported at fair value at June 30, 2016 and December 31, 2015, in the statutory basis statements of admitted assets, liabilities, and capital and surplus according to the valuation techniques the Company used to determine their fair values:

Description for Each Class of Asset or Liability	June 30, 2016			
	(Level 1)	(Level 2)	(Level 3)	Total
a. Assets at fair value:				
Perpetual preferred stock:				
Industrial and misc	\$ -	\$ -	\$ -	\$ -
Parent, subsidiaries, and affiliates	-	-	-	-
Total perpetual preferred stocks	-	-	-	-
Bonds:				
U.S. governments	-	-	-	-
Industrial and misc	-	-	-	-
Hybrid securities	-	-	-	-
Parent, subsidiaries, and affiliates	-	-	-	-
Total bonds	-	-	-	-
Common stock:				
Industrial and misc	36,230,928	-	-	36,230,928
Parent, subsidiaries, and affiliates	-	-	-	-
Total common stock	36,230,928	-	-	36,230,928
Derivative assets:				
Interest rate contracts	-	-	-	-
Foreign exchange contracts	-	-	-	-
Credit contracts	-	-	-	-
Commodity futures contracts	-	-	-	-
Commodity forward contracts	-	-	-	-
Total derivatives	-	-	-	-
Separate account assets	-	-	-	-
Total assets at fair value	\$ 36,230,928	\$ -	\$ -	\$ 36,230,928
b. Liabilities at fair value:				
Derivative liabilities	\$ -	\$ -	\$ -	\$ -
Total liabilities at fair value	\$ -	\$ -	\$ -	\$ -

STATEMENT AS OF JUNE 30, 2016 OF THE UnitedHealthcare of New England, Inc.

Description for Each Class of Asset or Liability	December 31, 2015			Total
	(Level 1)	(Level 2)	(Level 3)	
a. Assets at fair value:				
Perpetual preferred stock:				
Industrial and misc Parent, subsidiaries, and affiliates	\$ -	\$ -	\$ -	\$ -
Total perpetual preferred stocks	-	-	-	-
Bonds:				
U.S. governments	-	-	-	-
Industrial and misc	-	-	-	-
Hybrid securities	-	-	-	-
Parent, subsidiaries, and affiliates	-	-	-	-
Total bonds	-	-	-	-
Common stock:				
Industrial and misc	110,367,088	-	-	110,367,088
Parent, subsidiaries, and affiliates	-	-	-	-
Total common stock	110,367,088	-	-	110,367,088
Derivative assets:				
Interest rate contracts	-	-	-	-
Foreign exchange contracts	-	-	-	-
Credit contracts	-	-	-	-
Commodity futures contracts	-	-	-	-
Commodity forward contracts	-	-	-	-
Total derivatives	-	-	-	-
Separate account assets	-	-	-	-
Total assets at fair value	<u>\$ 110,367,088</u>	<u>\$ -</u>	<u>\$ -</u>	<u>\$ 110,367,088</u>
b. Liabilities at fair value:				
Derivative liabilities	\$ -	\$ -	\$ -	\$ -
Total liabilities at fair value	<u>\$ -</u>	<u>\$ -</u>	<u>\$ -</u>	<u>\$ -</u>

There were no transfers between Levels 1 and 2 during the six months ended June 30, 2016 and the year ended December 31, 2015.

- (2) The Company does not have any financial assets with a fair value hierarchy of Level 3 that were measured and reported at fair value for the six months ended June 30, 2016 and the year ended December 31, 2015.
- (3) Transfers between fair value hierarchy levels, if any, are recorded as of the beginning of the reporting period in which the transfer occurs. There were no transfers between Levels 1, 2 or 3 of any financial assets or liabilities during the six months ended June 30, 2016 and the year ended December 31, 2015.
- (4) The Company has no investments reported with a fair value hierarchy of Level 2 or Level 3 as of June 30, 2016 and the year ended December 31, 2015 and therefore has no valuation technique to disclose.
- (5) The Company has no derivative assets and liabilities to disclose.

**B. Fair Value Combination** — Not applicable.

**C. Aggregate Fair Value Hierarchy**

The aggregate fair value by hierarchy of all financial instruments as of June 30, 2016 and December 31, 2015, is presented in the table below:

Types of Financial Investment	June 30, 2016					Not Practical Carrying Value
	Aggregate Fair Value	Admitted Assets	(Level 1)	(Level 2)	(Level 3)	
U.S. government and agency securities	\$ 69,026,585	\$ 67,895,085	\$ 36,102,459	\$ 32,924,126	\$ -	\$ -
State and agency municipal securities	34,090,411	32,681,702	-	34,090,411	-	-
City and county municipal securities	20,396,276	19,318,007	-	20,396,276	-	-
Corporate debt securities	86,725,147	84,937,315	-	86,725,147	-	-
Money-market funds	2,679,312	2,679,312	2,679,312	-	-	-
Other invested assets	-	-	-	-	-	-
Equity (including marketable common stock)	<u>36,230,928</u>	<u>36,230,928</u>	<u>36,230,928</u>	-	-	-
Total bonds, short-term investments, and equity (including marketable common stocks)	<u>249,148,659</u>	<u>243,742,349</u>	<u>75,012,699</u>	<u>174,135,960</u>	<u>\$ -</u>	<u>\$ -</u>

Types of Financial Investment	December 31, 2015					Not Practical Carrying Value
	Aggregate Fair Value	Admitted Assets	(Level 1)	(Level 2)	(Level 3)	
U.S. government and agency securities	\$ 65,134,290	\$ 65,118,248	\$ 30,161,463	\$ 34,972,828	\$ -	\$ -
State and agency municipal securities	33,218,267	32,144,645	-	33,218,267	-	-
City and county municipal securities	20,316,447	19,703,214	-	20,316,446	-	-
Corporate debt securities	86,860,844	86,858,904	-	86,860,844	-	-
Money-market funds	383,965	383,965	383,965	-	-	-
Other invested assets	-	-	-	-	-	-
Equity (including marketable common stock)	<u>110,367,088</u>	<u>110,367,088</u>	<u>110,367,088</u>	-	-	-
Total bonds, short-term investments, and equity (including marketable common stocks)	<u>316,280,901</u>	<u>314,576,064</u>	<u>140,912,516</u>	<u>175,368,385</u>	<u>\$ -</u>	<u>\$ -</u>

Included as Level 1 in U.S. government and agency securities in the fair value hierarchy tables above are U.S. Treasury securities of \$36,102,459 and \$30,161,463 as of June 30, 2016 and December 31, 2015, respectively.

There are no commercial paper investments included in corporate debt securities in the fair value hierarchy tables as of June 30, 2016 and December 31, 2015.

**D. Not Practicable to Estimate Fair Value** — Not applicable.**21. OTHER ITEMS**

**A–H.** No significant change.

**22. EVENTS SUBSEQUENT**

No significant change.

**23. REINSURANCE**

**A–D.** No significant change.

**24. RETROSPECTIVELY RATED CONTRACTS AND CONTRACTS SUBJECT TO REDETERMINATION**

**A–B.** No significant change.

**C.** The Company has Medicare Part D risk-corridor amounts from CMS which are subject to a retrospectively rated feature related to Part D premiums. The Company has estimated accrued retrospective premiums related to certain Part D premiums based on guidelines determined by CMS. The formula is tiered and based on the bid medical loss ratio. The amount of Medicare Part D direct premiums written subject to this retrospectively rated feature was \$8,483,519 and \$16,704,133 representing, 5% and 6% of total direct premiums written as of June 30, 2016 and December 31, 2015, respectively.

**D.** The Company is required to maintain a specific minimum loss ratio on the comprehensive commercial and Medicare line of business. The following table discloses the minimum medical loss ratio rebate liability which is included in aggregate health policy reserves in the statutory basis statements of admitted assets, liabilities, and capital and surplus for the six months ended June 30, 2016 and the year ended December 31, 2015:



## STATEMENT AS OF JUNE 30, 2016 OF THE UnitedHealthcare of New England, Inc.

	1	2	3	4	5
	Individual	Small Group Employer	Large Group Employer	Other Categories with Rebates	Total
Prior reporting year:					
(1) Medical loss ratio rebates incurred	\$ 227,218	\$ -	\$ -	\$ 4,703,756	\$ 4,930,974
(2) Medical loss ratio rebates paid	-	-	-	-	-
(3) Medical loss rebates unpaid	227,218	-	-	4,703,756	4,930,974
(4) Plus reinsurance assumed amounts	XXX	XXX	XXX	XXX	-
(5) Less reinsurance ceded amounts	XXX	XXX	XXX	XXX	136,333
(6) Rebates unpaid net of reinsurance	XXX	XXX	XXX	XXX	4,794,641
Current reporting year-to-date:					
(7) Medical loss ratio rebates incurred	\$ (227,218)	\$ -	\$ -	\$ (2,746,566)	\$ (2,973,784)
(8) Medical loss ratio rebates paid	-	-	-	-	-
(9) Medical loss rebates unpaid	-	-	-	1,957,190	1,957,190
(10) Plus reinsurance assumed amounts	XXX	XXX	XXX	XXX	-
(11) Less reinsurance ceded amounts	XXX	XXX	XXX	XXX	-
(12) Rebates unpaid net of reinsurance	XXX	XXX	XXX	XXX	1,957,190

**E. Risk-Sharing Provisions of the Affordable Care Act**

- (1) The Company has accident and health insurance premiums in 2016 subject to the risk-sharing provisions of the Affordable Care Act ("ACA").

The ACA imposed fees and premium stabilization provisions on health insurance issuers offering comprehensive commercial health insurance. The three premium stabilization programs are commonly referred to as the 3Rs – risk adjustment, reinsurance, and risk corridors.

**Risk Adjustment** – The permanent risk adjustment program, designed to mitigate the potential impact of adverse selection and provide stability for health insurance issuers, applies to all non-grandfathered not subject to transitional relief in the individual and small group markets both inside and outside of the insurance exchanges. Premium adjustments pursuant to the risk adjustment program are accounted for as premium subject to redetermination and user fees are accounted for as assessments.

**Reinsurance** – The transitional reinsurance program was designed to protect issuers in the individual market from an expected increase in large claims due to the elimination of preexisting condition limitations. The transitional reinsurance program is effective from 2014 through 2016 and applies to all issuers of major medical commercial products and third party administrators. Contributions attributable to enrollees in ACA compliant individual plans, including program administrative costs, are accounted for as ceded premium and payments received are accounted for as ceded benefit recoveries. The portion of the individual contributions earmarked for the U.S. Treasury is accounted for as an assessment. Contributions made for enrollees in fully insured plans other than ACA compliant individual plans, including program administrative costs and payments to the U.S. Treasury, are treated as assessments.

**Risk Corridors** – The temporary risk corridors program, designed to provide some aggregate protection against variability for issuers in the individual and small group markets during the period 2014 through 2016, applies to Qualified Health Plans in the individual and small group markets both inside and outside of the insurance exchanges. Premium adjustments pursuant to the risk corridors program are accounted for as premium adjustments for retrospectively rated contracts.

- (2) The following table presents the current year impact of risk-sharing provisions of the ACA on assets, liabilities and operations.

<b>a. Permanent ACA Risk Adjustment Program</b>	<b>June 30, 2016</b>
<u>Assets</u>	
1. Premium adjustments receivable due to ACA Risk Adjustment	\$ -
<u>Liabilities</u>	
2. Risk adjustment user fees payable for ACA Risk Adjustment	\$ 10,770
3. Premium adjustments payable due to ACA Risk Adjustment	\$ 7,801,519
<u>Operations (Revenue &amp; Expense)</u>	
4. Reported as revenue in premium for accident and health contracts (written/collected) due to ACA Risk Adjustment	\$ (3,967,704)
5. Reported in expenses as ACA risk adjustment user fees (incurred/paid)	\$ 5,340
<b>b. Transitional ACA Reinsurance Program</b>	
<u>Assets</u>	
1. Amounts recoverable for claims paid due to ACA Reinsurance	\$ 116,856
2. Amounts recoverable for claims unpaid due to ACA Reinsurance (Contra Liability)	\$ 165,072
3. Amounts receivable relating to uninsured plans for contributions for ACA Reinsurance	\$ -
<u>Liabilities</u>	
4. Liabilities for contributions payable due to ACA Reinsurance - not reported as ceded premium	\$ 125,403
5. Ceded reinsurance premiums payable due to ACA Reinsurance	\$ 15,266
6. Liability for amounts held under uninsured plans contributions for ACA Reinsurance	\$ -
<u>Operations (Revenue &amp; Expense)</u>	
7. Ceded reinsurance premiums due to ACA Reinsurance	\$ 15,266
8. Reinsurance recoveries (income statement) due to ACA reinsurance payments or expected payments	\$ 182,026
9. ACA Reinsurance contributions - not reported as ceded premium	\$ 63,957
<b>c. Temporary ACA Risk Corridors Program</b>	
<u>Assets</u>	
1. Accrued retrospective premium due to ACA Risk Corridors	\$ 3
<u>Liabilities</u>	
2. Reserve for rate credits or policy experience rating refunds due to ACA Risk Corridors	\$ 66,556
<u>Operations (Revenue &amp; Expense)</u>	
3. Effect of ACA Risk Corridors on net premium income (paid/received)	\$ 11
4. Effect of ACA Risk Corridors on change in reserves for rate credits	\$ 628,567

- (3) The following table is a rollforward of prior year ACA risk-sharing provisions for asset and liability balances, along with reasons for adjustments to prior year balances.

STATEMENT AS OF JUNE 30, 2016 OF THE UnitedHealthcare of New England, Inc.

	Accrued During the Prior Year on Business Written Before December 31 of the Prior Year		Received or Paid as of the Current Year on Business Written Before December 31 of the Prior Year		Differences		Adjustments			Unsettled Balances as of the Reporting Date	
	1	2	3	4	Prior Year Accrued Less Payments (Col 1-3)	Prior Year Accrued Less Payments (Col 2-4)	To Prior Year Balances	To Prior Year Balances	9	Cumulative Balance from Prior Years (Col 1-3+7)	Cumulative Balance from Prior Years (Col 2-4+8)
	Receivable	(Payable)	Receivable	(Payable)	5	6	7	8	Ref	10	11
					Receivable	(Payable)	Receivable	(Payable)		Receivable	(Payable)
a. Permanent ACA Risk Adjustment Program											
1. Premium Adjustment Receivable	\$ -	\$ -	\$ -	\$ -	\$ -	\$ -	\$ -	\$ -	A	\$ -	\$ -
2. Premium Adjustment (Payable)	-	(3,833,815)	\$ -	\$ -	\$ -	\$ (3,833,815)	\$ -	\$ (1,383,571)	B	\$ -	\$ (5,217,386)
3. Subtotal ACA Permanent Risk Adjustment Program	-	(3,833,815)	\$ -	\$ -	\$ -	\$ (3,833,815)	\$ -	\$ (1,383,571)		\$ -	\$ (5,217,386)
b. Transitional ACA Reinsurance Program											
1. Amounts recoverable for claims paid	165,674	-	\$ 88,143	\$ -	\$ 77,530	\$ -	\$ 39,326	\$ -	C	\$ 116,856	\$ -
2. Amounts recoverable for claims unpaid (contra liability)	22,371	-	\$ -	\$ -	\$ 22,371	\$ -	\$ (22,371)	\$ -	D	\$ -	\$ -
3. Amounts receivable relating to uninsured plans	-	-	\$ -	\$ -	\$ -	\$ -	\$ -	\$ -	E	\$ -	\$ -
4. Liabilities for contributions payable due to ACA Reinsurance - not reported as ceded premium	-	(212,366)	\$ -	\$ (150,920)	\$ -	\$ (61,446)	\$ -	\$ -	F	\$ -	\$ (61,446)
5. Ceded reinsurance premiums payable	-	(33,418)	\$ -	\$ (33,418)	\$ -	\$ -	\$ -	\$ -	G	\$ -	\$ -
6. Liability for amounts held under uninsured plans	-	-	\$ -	\$ -	\$ -	\$ -	\$ -	\$ -	H	\$ -	\$ -
7. Subtotal ACA Transitional Reinsurance Program	188,045	(245,784)	\$ 88,143	\$ (184,338)	\$ 99,901	\$ (61,446)	\$ 16,955	\$ -		\$ 116,856	\$ (61,446)
c. Temporary ACA Risk Corridors Program											
1. Accrued retrospective premium	14	-	\$ 11	\$ -	\$ 3	\$ -	\$ -	\$ -	I	\$ 3	\$ -
2. Reserve for rate credits or policy experience rating refunds	-	(695,134)	\$ -	\$ -	\$ -	\$ (695,134)	\$ -	\$ 628,578	J	\$ -	\$ (66,556)
3. Subtotal ACA Risk Corridors Program	14	(695,134)	\$ 11	\$ -	\$ 3	\$ (695,134)	\$ -	\$ 628,578		\$ 3	\$ (66,556)
d. Total for ACA Risk Sharing Provisions	188,059	(4,774,733)	\$ 88,154	\$ (184,338)	\$ 99,904	\$ (4,590,395)	\$ 16,955	\$ (754,993)		\$ 116,859	\$ (5,345,388)

Explanation of Adjustments

A. NA

B. The 2015 December risk adjustment factor payable was reported based on estimated state risk transfer factors for each state and risk pool utilizing paid claims data through October 31, 2015. The adjustments as of 6/30/2016 reflect true-ups based on the Final CMS Summary Report on Transitional Reinsurance Payments and the Permanent Risk Adjustment Transfers for the 2015 Program Year.

C. The adjustment to the amounts recoverable for paid claims was driven by the inclusion of 4 months of additional paid claims run out data from December 2015 to April 2016 as well as the increase in the HHS Reinsurance Program coinsurance rate from 50% to 55.1%.

D. The adjustment to the amounts recoverable for claims unpaid reflects the HHS Reinsurance Program parameters which base the final reinsurance recovery amount only on 2015 incurred claims data paid through April 2016.

E. NA

F. NA

G. NA

H. NA

I. NA

J. The decrease in the policy experience rating refund payable was driven by adjustments in the calculation of the Allowable Costs and Target Amounts due to the inclusion of 3 additional months of run-out on claims and premium retroactivity as well as the inclusion of the final Risk Adjustment and Reinsurance amounts for Program Year 2015 based on the Final CMS Summary Report on Transitional Reinsurance & the Permanent Risk Adjustment Transfers received on 6/30/2016.

STATEMENT AS OF JUNE 30, 2016 OF THE UnitedHealthcare of New England, Inc.

(4) The following table discloses risk corridor receivables and payables by risk corridor program year.

Risk Corridors Program Year:	Accrued as of December 31 of the prior reporting year		Received or Paid as of the Current Period on Business Written For the Risk Corridors Program Year		Differences		Adjustments		Unsettled Balances as of the Reporting Date		
	1	2	3	4	5	6	7	8	9	10	
	Receivable	(Payable)	Receivable	(Payable)	Accrued Less Payments (Col 1 - 3) Receivable	Accrued Less Payments (Col 2 - 4) (Payable)	Balances Receivable	Balances (Payable)	Cumulative Balance (Col 1-3+7) Receivable	Cumulative Balance (Col 2-4+8) (Payable)	
2014	\$ -	\$ -	\$ 93	\$ -	\$ (93)	\$ -	\$ 96	\$ -	A	\$ 3	\$ -
									B	-	-
									C	-	-
2015	-	(695,134)	-	-	-	(695,134)	-	628,578	D	-	(66,556)
									E	-	-
2016	-	-	-	-	-	-	-	-	F	-	-
Total for Risk Corridors	\$ -	\$ (695,134)	\$ 93	\$ -	\$ (93)	\$ (695,134)	\$ 96	\$ 628,578		\$ 3	\$ (66,556)

- A. The increased policy Accrued Retrospective Premium was driven by adjustments in the calculation of the Allowable Costs and Target Amounts due to the inclusion of 3 additional months of run-out on claims and premium retroactivity as well as the inclusion of the final Risk Adjustment and Reinsurance program transfer amounts.
- B.
- C.
- D. The decreased policy experience rating refund payable was driven by adjustments in the calculation of the Allowable Costs and Target Amounts due to the inclusion of 3 additional months of run-out on claims and premium retroactivity as well as the inclusion of the final Risk Adjustment and Reinsurance program transfer amounts.
- E.

(5) The following table discloses ACA risk corridor receivable balances by risk corridor program year.

Risk Corridors Program Year:	(A) Estimated Amount to be Filed or Final Amount Filed with CMS	(B) Non-Accrued Amounts for Impairment or Other Reasons	(C) Amounts received from CMS	(D)=(A)-(B)-(C) Asset Balance (Gross of Non-admissions)	(E) Non-admitted Amount	(F)=(D)-(E) Net Admitted Asset
2014	\$ 763	\$ 667	\$ 93	\$ 3	\$ 3	\$ -
2015	-	-	-	-	-	-
2016	-	-	-	-	-	-
Total	\$ 763	\$ 667	\$ 93	\$ 3	\$ 3	\$ -

**25. CHANGE IN INCURRED CLAIMS AND CLAIMS ADJUSTMENT EXPENSES**

Changes in estimates related to the prior year incurred claims are included in total hospital and medical expenses in the current year in the statutory basis statements of operations. The following tables disclose paid claims, incurred claims, and the balance in the claims unpaid, accrued medical incentive pool and bonus amounts, aggregate health claim reserves, health care receivable and reinsurance recoverables at June 30, 2016 and December 31, 2015:

	<b>June 30, 2016</b>		
	<b>Current Year Incurred Claims</b>	<b>Prior Years Incurred Claims</b>	<b>Total</b>
Beginning of year claim reserve	\$ -	\$ (133,051,111)	\$ (133,051,111)
Paid claims—net of health care receivable and reinsurance recoveries collected	287,872,868	70,299,370	358,172,238
End of year claim reserve	<u>91,462,817</u>	<u>51,039,056</u>	<u>142,501,873</u>
Incurred claims excluding the change in health care receivable and reinsurance recoverables as presented below	379,335,685	(11,712,685)	367,623,000
Beginning of year health care receivable and reinsurance recoverables	-	25,060,253	25,060,253
End of year health care receivable and reinsurance recoverables	<u>(24,088,097)</u>	<u>(13,368,204)</u>	<u>(37,456,301)</u>
Total incurred claims	<u>\$ 355,247,588</u>	<u>\$ (20,636)</u>	<u>\$ 355,226,952</u>

	<b>December 31, 2015</b>		
	<b>Current Year Incurred Claims</b>	<b>Prior Years Incurred Claims</b>	<b>Total</b>
Beginning of year claim reserve	\$ -	\$ (107,686,686)	\$ (107,686,686)
Paid claims—net of health care receivable and reinsurance recoveries collected	551,692,327	64,726,540	616,418,867
End of year claim reserve	<u>110,825,524</u>	<u>22,225,587</u>	<u>133,051,111</u>
Incurred claims excluding the change in health care receivable and reinsurance recoverables as presented below	662,517,851	(20,734,559)	641,783,292
Beginning of year health care receivable and reinsurance recoverables	-	20,050,279	20,050,279
End of year health care receivable and reinsurance recoverables	<u>(20,952,306)</u>	<u>(4,107,947)</u>	<u>(25,060,253)</u>
Total incurred claims	<u>\$ 641,565,545</u>	<u>\$ (4,792,227)</u>	<u>\$ 636,773,318</u>

The liabilities for claims unpaid, accrued medical incentive pool and bonus amounts, aggregate health claim reserves, net of health care receivable and reinsurance recoverables as of December 31, 2015 was \$107,990,858. As of June 30, 2016, \$70,299,370 has been paid for incurred claims attributable to insured events of prior years. Reserves remaining for prior years, net of healthcare receivable and reinsurance recoverables are now \$37,670,851 as a result of re-estimation of unpaid claims. Therefore, there has been \$20,636 favorable prior year development since December 31, 2015 to June 30, 2016. The primary drivers consist of favorable development as a result of a change in the provision for adverse deviations in experience of \$3,468,384 and a favorable development of \$3,263,232 related to Stop Loss, \$735,417 related to pharmacy rebates and \$7,571 related to extended benefits, in addition to \$15,688,755 favorable development related to the Rhode Island risk share reserves; partially offset to unfavorable development of \$574,153 in retroactivity for inpatient, outpatient, physician, and pharmacy claims, unfavorable development of \$19,810,410 related to risk share reserves, \$1,516,010 unfavorable development in capitation, \$691,677 in surcharge, \$134,866 in reinsurance, \$272,939 in Part D and \$142,645 in provider settlement. At December 31, 2015, the Company recorded \$4,792,227 favorable prior year development related to favorable development as a result of a change in the provision for adverse deviations in experience of \$2,890,040, favorable development of \$2,580,270 in retroactivity for inpatient, outpatient, physician, and pharmacy claims; partially offset by unfavorable development of \$488,048 in reinsurance and unfavorable

development of \$136,311 in pharmacy rebates. Original estimates are increased or decreased, as additional information becomes known regarding individual claims, including the medical loss ratio rebate accruals. Included in this favorable development is the impact related to retrospectively rated policies, which also has a corresponding impact on medical loss ratio rebates. As a result of the prior year effects, on a regular basis, the Company adjusts revenue and the corresponding liability and/or receivable related to retrospectively rated policies and the impact of the change is included as a component of change in unearned premium reserves and reserve for rate credits in the statutory basis statements of operations.

The Company incurred claims adjustment expenses of \$17,263,246 and \$33,925,904 for the six months ended June 30, 2016 and the year ended December 31, 2015, respectively. These costs are included in the management service fees paid by the Company to UHS as a part of its management agreement. The following tables disclose paid claims adjustment expense ("CAE"), incurred CAE, and the balance in the unpaid claim adjustment expenses reserve for the six months ended June 30, 2016 and the year ended December 31, 2015:

	June 30, 2016	December 31, 2015
Total claims adjustment expenses incurred	\$ 17,263,246	\$ 33,925,904
Less current year unpaid claims adjustment expenses	(974,946)	(800,248)
Add prior year unpaid claims adjustment expenses	<u>800,248</u>	<u>651,048</u>
Total claims adjustment expenses paid	<u>\$ 17,088,548</u>	<u>\$ 33,776,704</u>

## 26. INTERCOMPANY POOLING ARRANGEMENTS

**A–G.** No significant change.

## 27. STRUCTURED SETTLEMENTS

**A–B.** No significant change.

## 28. HEALTH CARE AND OTHER AMOUNTS RECEIVABLE

- A. Pharmacy rebates receivable are recorded when reasonably estimated or billed by the affiliated pharmaceutical benefit manager in accordance with pharmaceutical rebate contract provisions. Information used to support rebates billed to the manufacturer is based on utilization information gathered by the pharmaceutical benefit manager and adjusted for significant changes in pharmaceutical contract provisions.

The Company evaluates admissibility of all pharmacy rebates receivable based on the administration of each underlying pharmaceutical benefit management agreement. The Company has nonadmitted all pharmacy rebates receivable that do not meet the admissibility criteria of SSAP No. 84, *Certain Health Care Receivables and Receivables under Government Insured Plans* ("SSAP No. 84") from the statutory basis statements of admitted assets, liabilities, and capital and surplus.

STATEMENT AS OF JUNE 30, 2016 OF THE UnitedHealthcare of New England, Inc.

For each pharmaceutical management agreement for which a portion of the total pharmacy rebates receivable can be admitted based on the admissibility criteria of SSAP No. 84, the transaction of pharmacy rebate history is summarized as follows:

Quarter	Estimated Pharmacy Rebates as Reported on Financial Statements	Pharmacy Rebates as Billed or Otherwise Confirmed	Actual Rebates Received within 90 Days of Billing	Actual Rebates Received within 91 to 180 Days of Billing	Actual Rebates Received More than 180 Days after Billing
6/30/2016	\$ 7,054,354				
3/31/2016	6,173,989	6,397,215	3,480,811		
12/31/2015	5,089,774	5,127,295	3,790,016	1,245,072	
9/30/2015	5,088,666	5,068,873	3,927,766	617,928	353,817
6/30/2015	5,368,266	5,774,557	3,650,050	1,055,516	698,260
3/31/2015	4,351,366	4,634,678	2,779,913	916,279	667,152
12/31/2014	2,948,805	2,890,915	1,919,244	724,754	229,408
9/30/2014	3,165,712	3,108,466	2,175,217	706,815	224,429
6/30/2014	2,862,534	2,919,333	1,966,661	506,017	440,090
3/31/2014	2,622,949	2,633,330	1,714,996	589,044	324,924
12/31/2013	3,301,407	3,173,943	2,486,163	428,021	246,174

Of the amount reported as health care and other amounts receivable \$8,884,792 and \$6,745,686 relates to pharmacy rebates receivable as of June 30, 2016 and December 31, 2015, respectively. This increase is primarily due to increased membership along with the change in generic/name brand mix.

The Company also admitted approximately \$17,357,094 and \$8,600,992 for receivables from the State of Rhode Island for estimated risk share receivables as of June 30, 2016 and December 31, 2015, respectively, which are included in health care and other amounts receivable in the statutory basis statements of admitted assets, liabilities, and capital and surplus.

In addition, the Company also admitted \$5,953,940 and \$5,367,055 for receivables from the State of Rhode Island for the stop loss program as of June 30, 2016 and December 31, 2015, respectively, which are included in health care and other amounts receivable in the statutory basis statements of admitted assets, liabilities, and capital and surplus. This increase is primarily related to Rhode Island Hepatitis C payments.

The Company also admitted \$794,679 and \$456,045 for provider overpayments receivables as of June 30, 2016 and December 31, 2015, respectively.

**29. PARTICIPATING POLICIES**

No significant change.

**30. PREMIUM DEFICIENCY RESERVES**

The Company has not recorded any premium deficiency reserves as of June 30, 2016 or December 31, 2015. The analysis of premium deficiency reserves was completed as of June 30, 2016 and December 31, 2015. The Company did consider anticipated investment income when calculating the premium deficiency reserves.

STATEMENT AS OF JUNE 30, 2016 OF THE UnitedHealthcare of New England, Inc.

The following table summarizes the Company's premium deficiency reserves as of June 30, 2016 and December 31, 2015:

	<b>June 30, 2016</b>
1. Liability carried for premium deficiency reserves	\$ <u>                    -</u>
2. Date of the most recent evaluation of this liability	<u>                    6/30/2016</u>
3. Was anticipated investment income utilized in this calculation?	Yes <input checked="" type="checkbox"/> No <input type="checkbox"/>

	<b>December 31, 2015</b>
1. Liability carried for premium deficiency reserves	\$ <u>                    -</u>
2. Date of the most recent evaluation of this liability	<u>                    12/31/2015</u>
3. Was anticipated investment income utilized in this calculation?	Yes <input checked="" type="checkbox"/> No <input type="checkbox"/>

**31. ANTICIPATED SALVAGE AND SUBROGATION**

No significant change.



**GENERAL INTERROGATORIES**

**PART 1 - COMMON INTERROGATORIES**

**GENERAL**

- 1.1 Did the reporting entity experience any material transactions requiring the filing of Disclosure of Material Transactions with the State of Domicile, as required by the Model Act? ..... Yes [ ] No [ X ]
- 1.2 If yes, has the report been filed with the domiciliary state? ..... Yes [ ] No [ ]
- 2.1 Has any change been made during the year of this statement in the charter, by-laws, articles of incorporation, or deed of settlement of the reporting entity? ..... Yes [ ] No [ X ]
- 2.2 If yes, date of change: .....

3.1 Is the reporting entity a member of an Insurance Holding Company System consisting of two or more affiliated persons, one or more of which is an insurer? ..... Yes [ X ] No [ ]  
 If yes, complete Schedule Y, Parts 1 and 1A.

3.2 Have there been any substantial changes in the organizational chart since the prior quarter end? ..... Yes [ X ] No [ ]

3.3 If the response to 3.2 is yes, provide a brief description of those changes.  
 "April 1, 2016.....OptumRx Group Holdings, Inc. , a Delaware corporation, sold 100% of its common shares (represented by 1,000,000,000 shares) of 1031387 B.C. Unlimited Liability Company, an unlimited liability company organized under the laws of the Province of British Columbia, Canada, to 1069668 B.C. Ltd., a corporation organized under the laws of the Province of British Columbia, Canada. As a result, 1069668 B.C. LTD. became the sole shareholder of 1031387 B.C. Unlimited Liability Company.  
 April 4, 2016.....1069668 B.C. Ltd., a corporation organized under the laws of the Province of British Columbia, Canada, and 1031387 B.C. Unlimited Liability Company, an unlimited liability company organized under the laws of the Province of British Columbia, Canada, were amalgamated as one company under the name 1069668 B.C. Ltd. 1069668 B.C. Ltd. subsequently converted from a corporation to an unlimited liability company and changed its name to 1070715 B.C. Unlimited Liability Company.  
 April 28, 2016.....Optum Rally Acquisition Company, Inc., a Delaware corporation, merged with and into Rally Health, Inc., a Delaware corporation, with Rally Health, Inc. being the surviving entity in the merger. As a result of the merger, Optum Services, Inc. became the 100% owner of Rally Health, Inc.  
 May 1, 2016.....FrontierMEDEX Canada Holdings Ltd., a Canadian corporation, and UnitedHealthcare Global Canada Limited, a Canadian corporation, were amalgamated as one company under the name UnitedHealthcare Global Canada Limited. "

4.1 Has the reporting entity been a party to a merger or consolidation during the period covered by this statement? ..... Yes [ ] No [ X ]

4.2 If yes, provide the name of the entity, NAIC Company Code, and state of domicile (use two letter state abbreviation) for any entity that has ceased to exist as a result of the merger or consolidation.

1 Name of Entity	2 NAIC Company Code	3 State of Domicile

5. If the reporting entity is subject to a management agreement, including third-party administrator(s), managing general agent(s), attorney-in-fact, or similar agreement, have there been any significant changes regarding the terms of the agreement or principals involved? ..... Yes [ ] No [ X ] N/A [ ]  
 If yes, attach an explanation.

6.1 State as of what date the latest financial examination of the reporting entity was made or is being made. .... 12/31/2014

6.2 State the as of date that the latest financial examination report became available from either the state of domicile or the reporting entity. This date should be the date of the examined balance sheet and not the date the report was completed or released. .... 12/31/2014

6.3 State as of what date the latest financial examination report became available to other states or the public from either the state of domicile or the reporting entity. This is the release date or completion date of the examination report and not the date of the examination (balance sheet date). .... 06/06/2016

6.4 By what department or departments?  
 Rhode Island Department of Business Regulations

6.5 Have all financial statement adjustments within the latest financial examination report been accounted for in a subsequent financial statement filed with Departments? ..... Yes [ ] No [ ] N/A [ X ]

6.6 Have all of the recommendations within the latest financial examination report been complied with? ..... Yes [ ] No [ ] N/A [ X ]

7.1 Has this reporting entity had any Certificates of Authority, licenses or registrations (including corporate registration, if applicable) suspended or revoked by any governmental entity during the reporting period? ..... Yes [ ] No [ X ]

7.2 If yes, give full information:

8.1 Is the company a subsidiary of a bank holding company regulated by the Federal Reserve Board? ..... Yes [ ] No [ X ]

8.2 If response to 8.1 is yes, please identify the name of the bank holding company.

8.3 Is the company affiliated with one or more banks, thrifts or securities firms? ..... Yes [ X ] No [ ]

8.4 If response to 8.3 is yes, please provide below the names and location (city and state of the main office) of any affiliates regulated by a federal regulatory services agency [i.e. the Federal Reserve Board (FRB), the Office of the Comptroller of the Currency (OCC), the Federal Deposit Insurance Corporation (FDIC) and the Securities Exchange Commission (SEC)] and identify the affiliate's primary federal regulator.

1 Affiliate Name	2 Location (City, State)	3 FRB	4 OCC	5 FDIC	6 SEC
Optum Bank, Inc. ....	Salt Lake City, UT .....	NO	NO	YES	NO

## GENERAL INTERROGATORIES

- 9.1 Are the senior officers (principal executive officer, principal financial officer, principal accounting officer or controller, or persons performing similar functions) of the reporting entity subject to a code of ethics, which includes the following standards? ..... Yes [  ] No [  ]
- (a) Honest and ethical conduct, including the ethical handling of actual or apparent conflicts of interest between personal and professional relationships;
- (b) Full, fair, accurate, timely and understandable disclosure in the periodic reports required to be filed by the reporting entity;
- (c) Compliance with applicable governmental laws, rules and regulations;
- (d) The prompt internal reporting of violations to an appropriate person or persons identified in the code; and
- (e) Accountability for adherence to the code.
- 9.11 If the response to 9.1 is No, please explain:
- 9.2 Has the code of ethics for senior managers been amended? ..... Yes [  ] No [  ]
- 9.21 If the response to 9.2 is Yes, provide information related to amendment(s).
- 9.3 Have any provisions of the code of ethics been waived for any of the specified officers? ..... Yes [  ] No [  ]
- 9.31 If the response to 9.3 is Yes, provide the nature of any waiver(s).

### FINANCIAL

- 10.1 Does the reporting entity report any amounts due from parent, subsidiaries or affiliates on Page 2 of this statement? ..... Yes [  ] No [  ]
- 10.2 If yes, indicate any amounts receivable from parent included in the Page 2 amount: ..... \$ .....

### INVESTMENT

- 11.1 Were any of the stocks, bonds, or other assets of the reporting entity loaned, placed under option agreement, or otherwise made available for use by another person? (Exclude securities under securities lending agreements.) ..... Yes [  ] No [  ]
- 11.2 If yes, give full and complete information relating thereto:

12. Amount of real estate and mortgages held in other invested assets in Schedule BA: ..... \$ .....
13. Amount of real estate and mortgages held in short-term investments: ..... \$ .....
- 14.1 Does the reporting entity have any investments in parent, subsidiaries and affiliates? ..... Yes [  ] No [  ]
- 14.2 If yes, please complete the following:

	1 Prior Year-End Book/Adjusted Carrying Value	2 Current Quarter Book/Adjusted Carrying Value
14.21 Bonds .....	\$ .....0	\$ .....
14.22 Preferred Stock .....	\$ .....0	\$ .....
14.23 Common Stock .....	\$ .....0	\$ .....
14.24 Short-Term Investments .....	\$ .....0	\$ .....
14.25 Mortgage Loans on Real Estate .....	\$ .....0	\$ .....
14.26 All Other .....	\$ .....0	\$ .....
14.27 Total Investment in Parent, Subsidiaries and Affiliates (Subtotal Lines 14.21 to 14.26) .....	\$ .....0	\$ .....0
14.28 Total Investment in Parent included in Lines 14.21 to 14.26 above .....	\$ .....	\$ .....

- 15.1 Has the reporting entity entered into any hedging transactions reported on Schedule DB? ..... Yes [  ] No [  ]
- 15.2 If yes, has a comprehensive description of the hedging program been made available to the domiciliary state? ..... Yes [  ] No [  ]
- If no, attach a description with this statement.

## GENERAL INTERROGATORIES

16. For the reporting entity's security lending program, state the amount of the following as of the current statement date:
- |  |          |   |
|--|----------|---|
| 16.1 Total fair value of reinvested collateral assets reported on Schedule DL, Parts 1 and 2 .....                   | \$ ..... | 0 |
| 16.2 Total book adjusted/carrying value of reinvested collateral assets reported on Schedule DL, Parts 1 and 2 ..... | \$ ..... | 0 |
| 16.3 Total payable for securities lending reported on the liability page .....                                       | \$ ..... | 0 |

17. Excluding items in Schedule E - Part 3 - Special Deposits, real estate, mortgage loans and investments held physically in the reporting entity's offices, vaults or safety deposit boxes, were all stocks, bonds and other securities, owned throughout the current year held pursuant to a custodial agreement with a qualified bank or trust company in accordance with Section 1, III - General Examination Considerations, F. Outsourcing of Critical Functions, Custodial or Safekeeping Agreements of the NAIC Financial Condition Examiners Handbook? ..... Yes [  ] No [  ]
- 17.1 For all agreements that comply with the requirements of the NAIC Financial Condition Examiners Handbook, complete the following:

1 Name of Custodian(s)	2 Custodian Address
Bank of New York Mellon .....	Global Liquidity Services, 1 Wall St, 14th Floor, New York NY 10286 ..
Northern Trust .....	50 S. LaSalle, Chicago, IL 60675 .....

- 17.2 For all agreements that do not comply with the requirements of the NAIC Financial Condition Examiners Handbook, provide the name, location and a complete explanation:

1 Name(s)	2 Location(s)	3 Complete Explanation(s)

- 17.3 Have there been any changes, including name changes, in the custodian(s) identified in 17.1 during the current quarter? ..... Yes [  ] No [  ]

- 17.4 If yes, give full information relating thereto:

1 Old Custodian	2 New Custodian	3 Date of Change	4 Reason

- 17.5 Identify all investment advisors, brokers/dealers or individuals acting on behalf of broker/dealers that have access to the investment accounts, handle securities and have authority to make investments on behalf of the reporting entity:

1 Central Registration Depository	2 Name(s)	3 Address
107038 .....	JPMorgan Investment Management Inc. ....	245 Park Avenue New York, NY 10167 .....
104518 .....	Deutsche Investment Management Americas Inc. ...	345 Park Avenue, New York, NY 10154 .....

- 18.1 Have all the filing requirements of the Purposes and Procedures Manual of the NAIC Investment Analysis Office been followed? ..... Yes [  ] No [  ]

- 18.2 If no, list exceptions:

## GENERAL INTERROGATORIES

### PART 2 - HEALTH

1. Operating Percentages:

1.1 A&H loss percent .....85.8 %  
1.2 A&H cost containment percent .....2.9 %  
1.3 A&H expense percent excluding cost containment expenses .....9.6 %

2.1 Do you act as a custodian for health savings accounts? ..... Yes [ ] No [ X ]

2.2 If yes, please provide the amount of custodial funds held as of the reporting date .....\$.....

2.3 Do you act as an administrator for health savings accounts? ..... Yes [ ] No [ X ]

2.4 If yes, please provide the balance of the funds administered as of the reporting date .....\$.....

**SCHEDULE S - CEDED REINSURANCE**

Showing All New Reinsurance Treaties - Current Year to Date

1 NAIC Company Code	2 ID Number	3 Effective Date	4 Name of Reinsurer	5 Domiciliary Jurisdiction	6 Type of Reinsurance Ceded	7 Type of Reinsurer	8 Certified Reinsurer Rating (1 through 6)	9 Effective Date of Certified Reinsurer Rating
<b>NONE</b>								

**SCHEDULE T - PREMIUMS AND OTHER CONSIDERATIONS**

Current Year to Date - Allocated by States and Territories

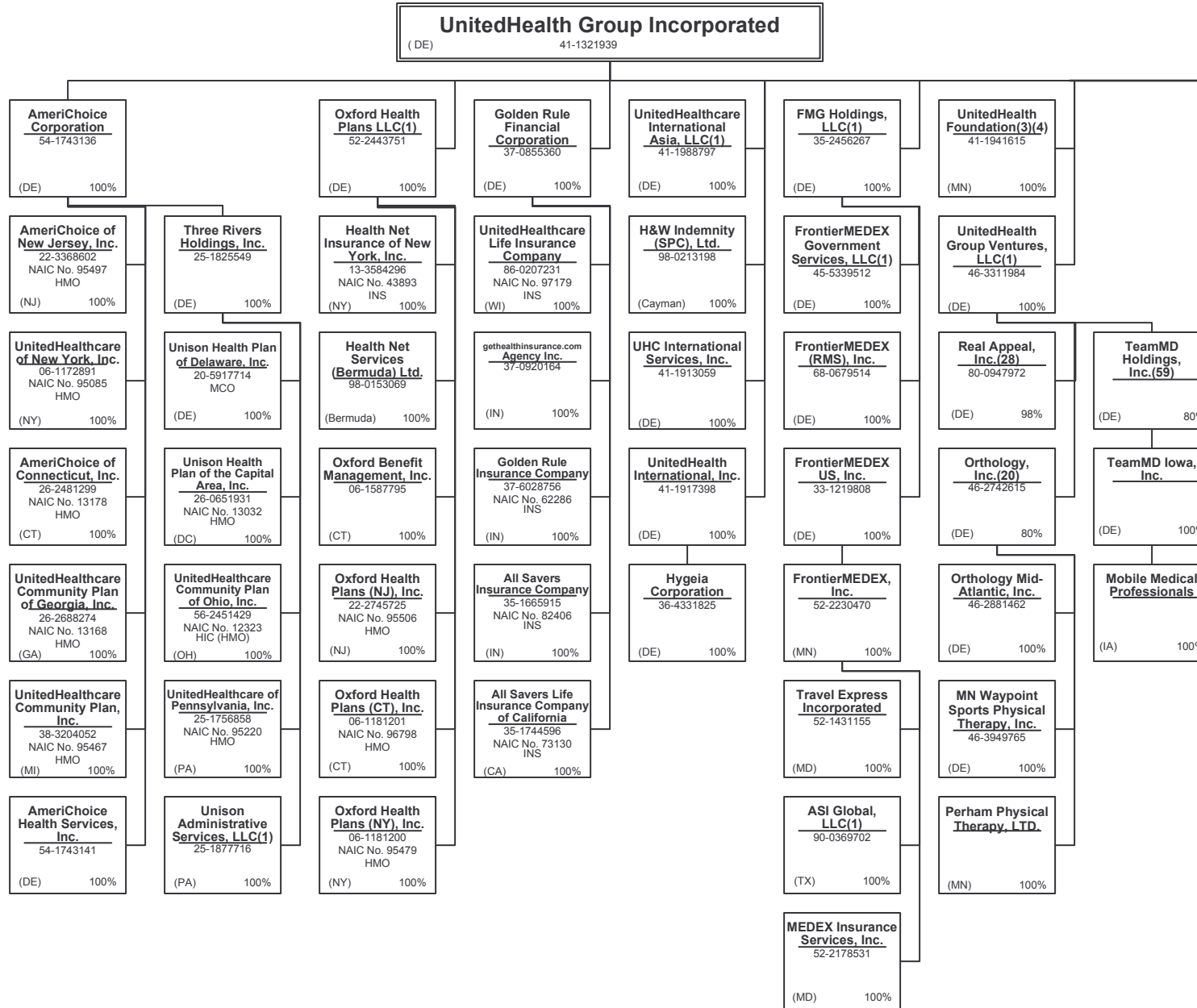
1 States, etc.	Active Status	Direct Business Only							9 Deposit-Type Contracts	
		2 Accident and Health Premiums	3 Medicare Title XVIII	4 Medicaid Title XIX	5 Federal Employees Health Benefits Program Premiums	6 Life and Annuity Premiums & Other Considerations	7 Property/Casualty Premiums	8 Total Columns 2 Through 7		
1. Alabama AL	N								0	
2. Alaska AK	N								0	
3. Arizona AZ	N								0	
4. Arkansas AR	N								0	
5. California CA	N								0	
6. Colorado CO	N								0	
7. Connecticut CT	N								0	
8. Delaware DE	N								0	
9. District of Columbia DC	N								0	
10. Florida FL	N								0	
11. Georgia GA	N								0	
12. Hawaii HI	N								0	
13. Idaho ID	N								0	
14. Illinois IL	N								0	
15. Indiana IN	N								0	
16. Iowa IA	N								0	
17. Kansas KS	N								0	
18. Kentucky KY	N								0	
19. Louisiana LA	N								0	
20. Maine ME	N								0	
21. Maryland MD	N								0	
22. Massachusetts MA	L	4,746	55,525,195					55,529,941		
23. Michigan MI	N								0	
24. Minnesota MN	N								0	
25. Mississippi MS	N								0	
26. Missouri MO	N								0	
27. Montana MT	N								0	
28. Nebraska NE	N								0	
29. Nevada NV	N								0	
30. New Hampshire NH	L		8,634,641					8,634,641		
31. New Jersey NJ	N								0	
32. New Mexico NM	N								0	
33. New York NY	N								0	
34. North Carolina NC	N								0	
35. North Dakota ND	N								0	
36. Ohio OH	N								0	
37. Oklahoma OK	N								0	
38. Oregon OR	N								0	
39. Pennsylvania PA	L		11,722,981					11,722,981		
40. Rhode Island RI	L	11,742,944	97,676,578	248,348,278				357,767,800		
41. South Carolina SC	N								0	
42. South Dakota SD	N								0	
43. Tennessee TN	N								0	
44. Texas TX	N								0	
45. Utah UT	N								0	
46. Vermont VT	L		2,290,051					2,290,051		
47. Virginia VA	N								0	
48. Washington WA	N								0	
49. West Virginia WV	N								0	
50. Wisconsin WI	N								0	
51. Wyoming WY	N								0	
52. American Samoa AS	N								0	
53. Guam GU	N								0	
54. Puerto Rico PR	N								0	
55. U.S. Virgin Islands VI	N								0	
56. Northern Mariana Islands MP	N								0	
57. Canada CAN	N								0	
58. Aggregate Other Aliens OT	XXX	0	0	0	0	0	0	0	0	
59. Subtotal	XXX	11,747,690	175,849,446	248,348,278	0	0	0	435,945,414	0	
60. Reporting Entity Contributions for Employee Benefit Plans	XXX							0		
61. Totals (Direct Business)	(a) 5	11,747,690	175,849,446	248,348,278	0	0	0	435,945,414	0	
DETAILS OF WRITE-INS										
58001.	XXX									
58002.	XXX									
58003.	XXX									
58998. Summary of remaining write-ins for Line 58 from overflow page	XXX	0	0	0	0	0	0	0	0	
58999. Totals (Lines 58001 through 58003 plus 58998)(Line 58 above)	XXX	0	0	0	0	0	0	0	0	

(L) Licensed or Chartered - Licensed Insurance Carrier or Domiciled RRG; (R) Registered - Non-domiciled RRGs; (Q) Qualified - Qualified or Accredited Reinsurer; (E) Eligible - Reporting Entities eligible or approved to write Surplus Lines in the state; (N) None of the above - Not allowed to write business in the state.

(a) Insert the number of L responses except for Canada and Other Alien.

Premiums are allocated by state based on geographic market.

**SCHEDULE Y – INFORMATION CONCERNING ACTIVITIES OF INSURER MEMBERS OF A HOLDING COMPANY GROUP**  
**PART 1 – ORGANIZATIONAL CHART**



Continued on Next Page

**SCHEDULE Y – INFORMATION CONCERNING ACTIVITIES OF INSURER MEMBERS OF A HOLDING COMPANY GROUP**  
**PART 1 – ORGANIZATIONAL CHART**

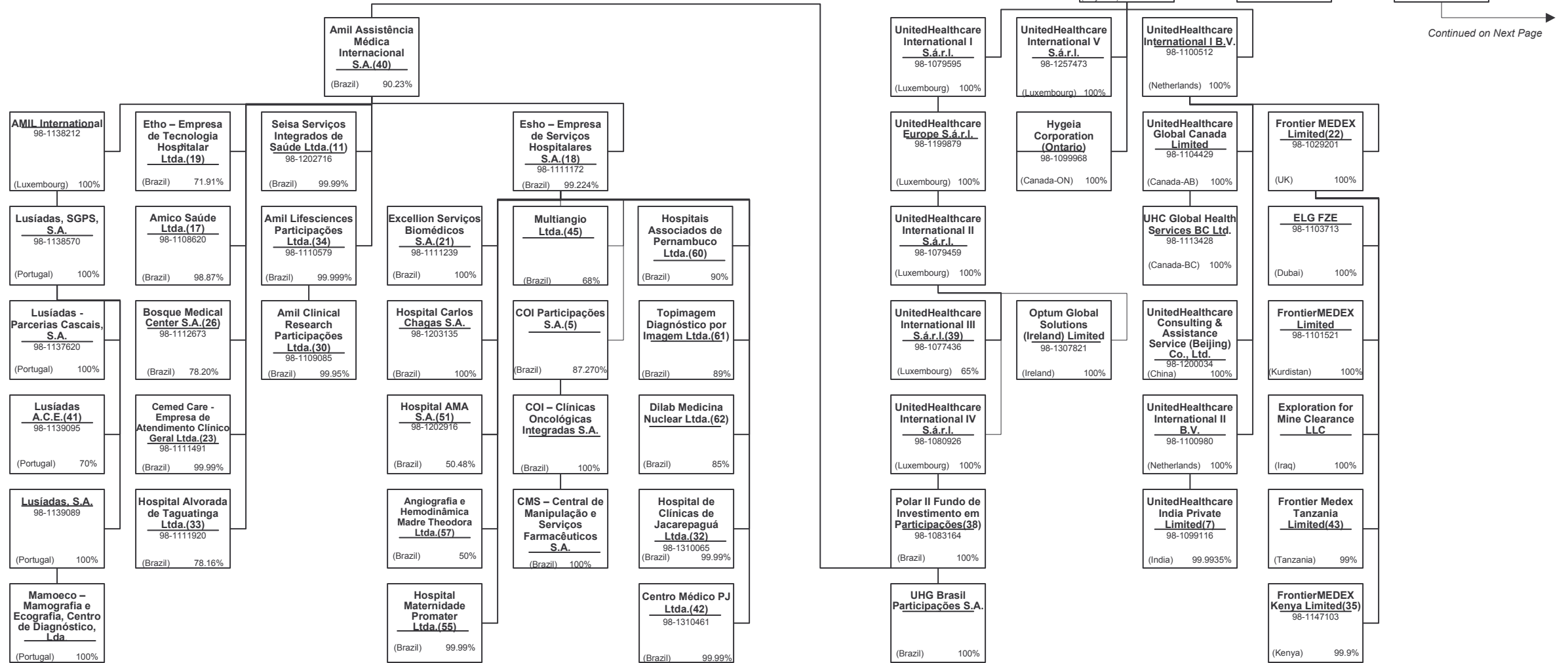
**UnitedHealth Group Incorporated**  
 (DE) 41-1321939

Continued from Previous Page

**United HealthCare Services, Inc.**  
 41-1289245  
 See Associated Pages

**UnitedHealth Group International L.P.(37)**  
 98-1080118  
 (Cayman) 84.9843%

**UnitedHealth Group International GP**  
 98-1079826  
 (Cayman) 100%



Continued on Next Page

15.1

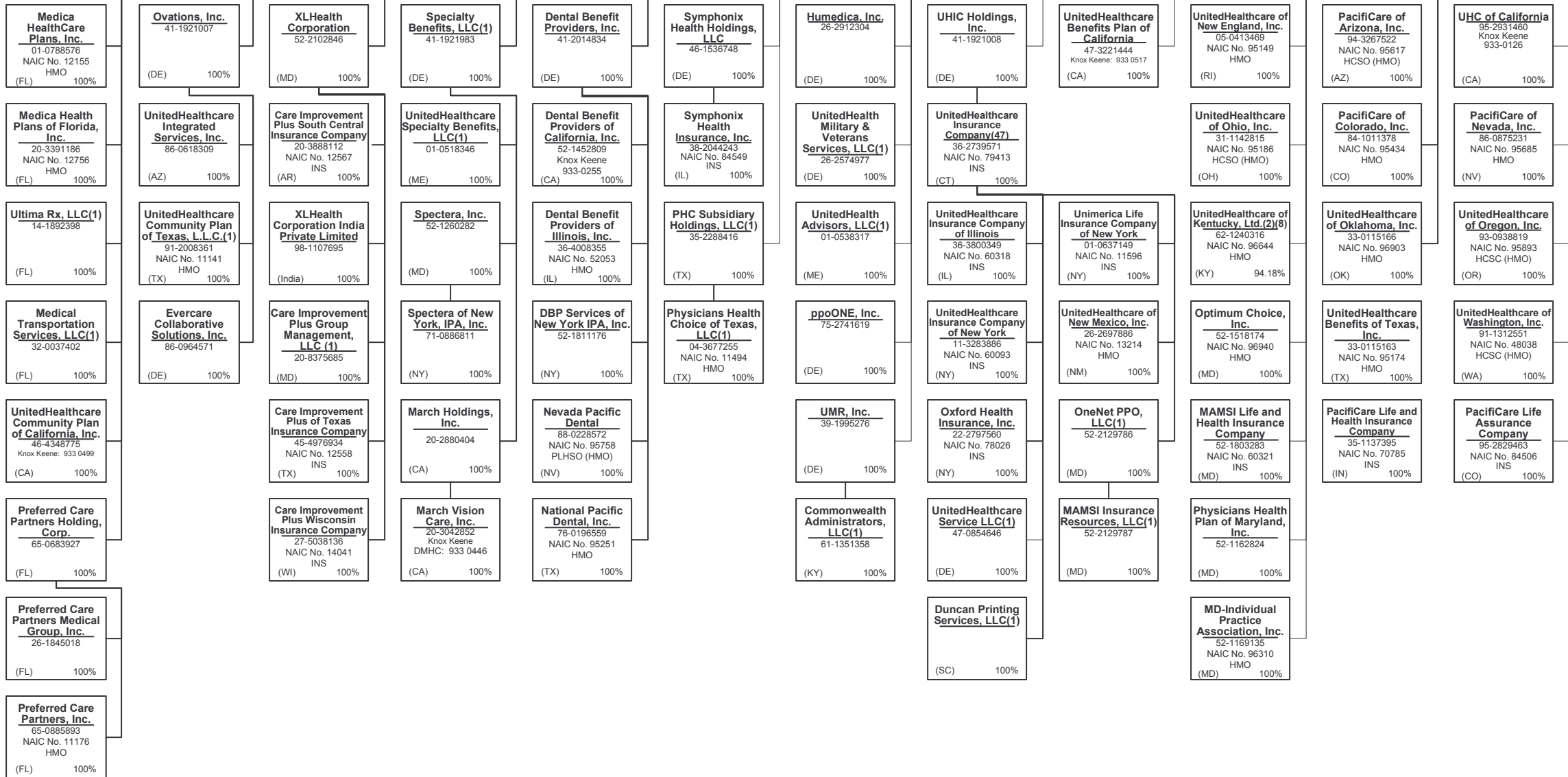


**SCHEDULE Y – INFORMATION CONCERNING ACTIVITIES OF INSURER MEMBERS OF A HOLDING COMPANY GROUP**  
**PART 1 – ORGANIZATIONAL CHART**

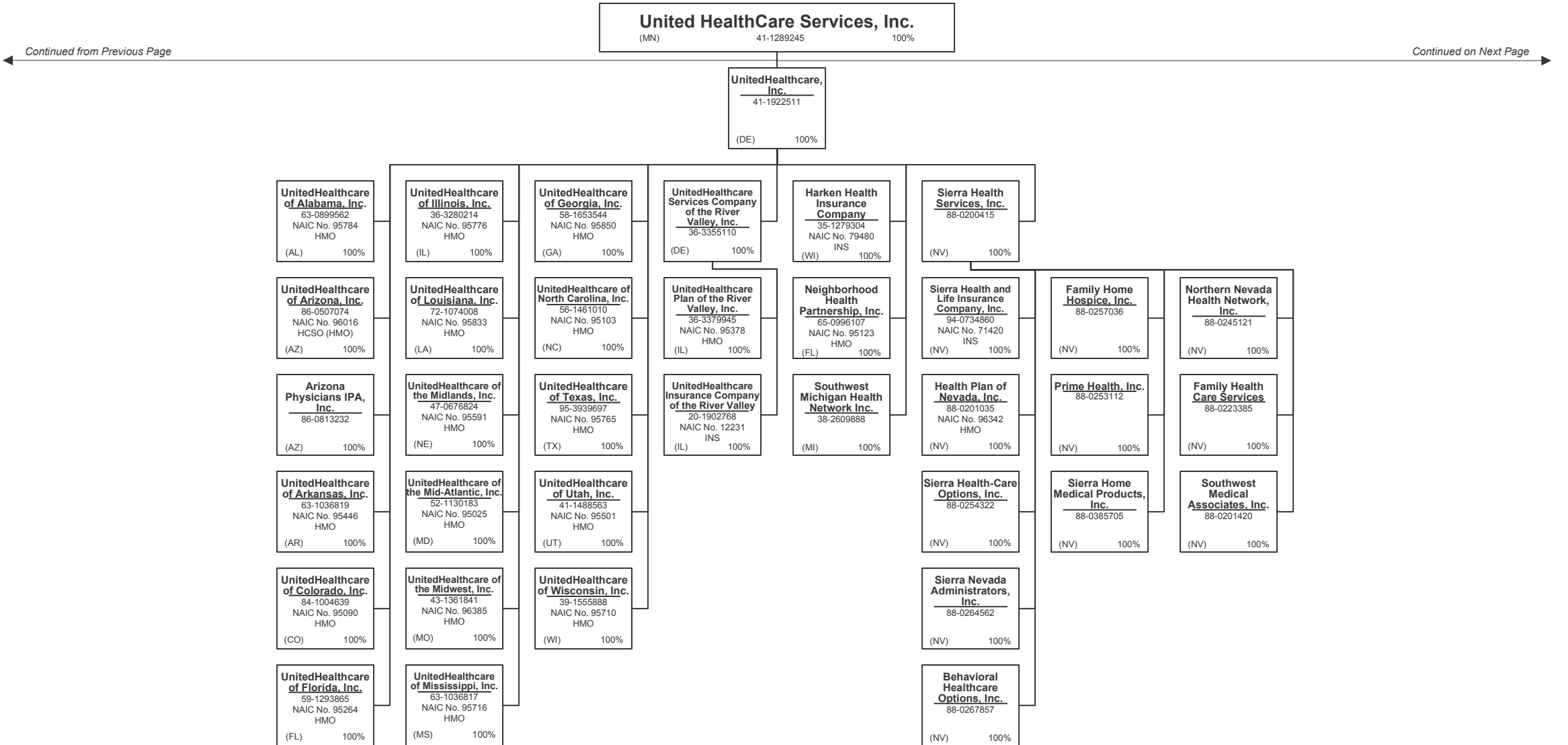
**United HealthCare Services, Inc.**  
 (MN) 41-1289245 100%

Continued from Previous Page

Continued on Next Page



**SCHEDULE Y – INFORMATION CONCERNING ACTIVITIES OF INSURER MEMBERS OF A HOLDING COMPANY GROUP**  
**PART 1 – ORGANIZATIONAL CHART**



Continued from Previous Page

Continued on Next Page

**SCHEDULE Y – INFORMATION CONCERNING ACTIVITIES OF INSURER MEMBERS OF A HOLDING COMPANY GROUP**  
**PART 1 – ORGANIZATIONAL CHART**

**United HealthCare Services, Inc.**  
 (MN) 41-1289245 100%

Continued from Previous Page

Continued on Next Page

**Optum, Inc.**  
 30-0580620  
 (DE) 100%

**OptumHealth Holdings, LLC(1)**  
 47-1192395  
 (DE) 100%

**Collaborative Care Holdings, LLC(1)**  
 27-2337616  
 (DE) 100%

**LifePrint Health, Inc.**  
 27-2309024  
 (DE) 100%

**Optum Clinical Services, Inc.**  
 45-3142512  
 (DE) 100%

**WESTMED Practice Partners LLC(1)(52)**  
 45-0636596  
 (DE) 86.15%

**Collaborative Realty, LLC(1)**  
 45-2614005  
 (NY) 100%

**Optum Clinics Holdings, Inc. (15)**  
 37-1782217  
 (DE) 97.2%

**AppleCare Medical Management, LLC(1)**  
 27-2068687  
 (DE) 100%

**WellMed Medical Management, Inc.(10)**  
 74-2786364  
 (TX) 80%

**Inspiris, Inc.**  
 33-0766366  
 (DE) 100%

**Polo Holdco, LLC(1)(46)**  
 47-5663848  
 (DE) 80.1%

**Lifeprint East, Inc.**  
 45-3143218  
 (DE) 100%

**Collaborative Care Services, Inc.**  
 27-2337487  
 (DE) 100%

**Monarch Management Services, Inc.**  
 45-3142852  
 (DE) 100%

**ProHEALTH Medical Management, LLC(1)(53)**  
 47-1049961  
 (DE) 80%

**Optum Clinics Intermediate Holdings, Inc.**  
 38-3969193  
 (DE) 100%

**Golden Outlook, Inc.**  
 20-3420886  
 (CA) 100%

**WellMed Medical Management of Florida, Inc.**  
 74-2797745  
 (FL) 100%

**INSPIRIS of New York IPA, Inc.**  
 13-4138668  
 (NY) 100%

**INSPIRIS of New York Management, Inc.**  
 13-4138665  
 (NY) 100%

**Hospice Inspiris Holdings, Inc.**  
 20-8910978  
 (TN) 100%

**ProHealth Physicians, Inc.**  
 06-1446075  
 (CT) 100%

**Lifeprint Accountable Care Organization, LLC(1)**  
 32-0409538  
 (DE) 100%

**Collaborative Care Solutions, LLC(1)**  
 27-3470466  
 (DE) 100%

**MHC Real Estate Holdings, LLC(1)**  
 27-2252446  
 (CA) 100%

**ProHEALTH Fitness of Lake Success, LLC(1)(54)**  
 32-0229091  
 (NY) 82.62%

**Urgent Care Holdings, Inc.**  
 26-0382877  
 (DE) 100%

**Urgent Care MSO, LLC(1)**  
 28-3867220  
 (DE) 100%

**MedExpress Urgent Care, Inc. - Ohio**  
 (OH) 100%

**Comfort Care Transportation, LLC(1)**  
 11-3647007  
 (TX) 100%

**For Health, Inc.**  
 33-0766617  
 (DE) 100%

**Inspiris of Tennessee, Inc.**  
 20-5355196  
 (TN) 100%

**Optum Palliative and Hospice Care of Texas, Inc.**  
 20-8911303  
 (TN) 100%

**ProHealth Physicians ACO, LLC**  
 45-5470737  
 (CT) 100%

**Optum Nevada Accountable Care Organization LLC (1)**  
 90-1001805  
 (DE) 100%

**Nevada Medical Services LLC(1)**  
 46-3584152  
 (NV) 100%

**310 Canyon Medical, LLC(1)**  
 27-2624551  
 (CA) 100%

**ProHealth Proton Center Management, LLC (1)**  
 32-0455430  
 (DE) 100%

**MedExpress Development, LLC(1)**  
 20-3824377  
 (FL) 100%

**Highlands Ranch Healthcare, LLC (1)**  
 84-1472832  
 (CO) 100%

**R&H Family Fitness Unlimited LLC(1)**  
 26-3168754  
 (TX) 100%

**FOR HEALTH OF ARIZONA, INC.**  
 86-0908902  
 (AZ) 100%

**Inspiris Services Company**  
 26-0683057  
 (TN) 100%

**Optum Palliative and Hospice Care of Pennsylvania, Inc.**  
 20-8911466  
 (TN) 100%

**Optum Palliative and Hospice Care, Inc.**  
 30-0226127  
 (DE) 100%

**Day-Op Surgery Consulting Company, LLC (1)**  
 (DE) 100%

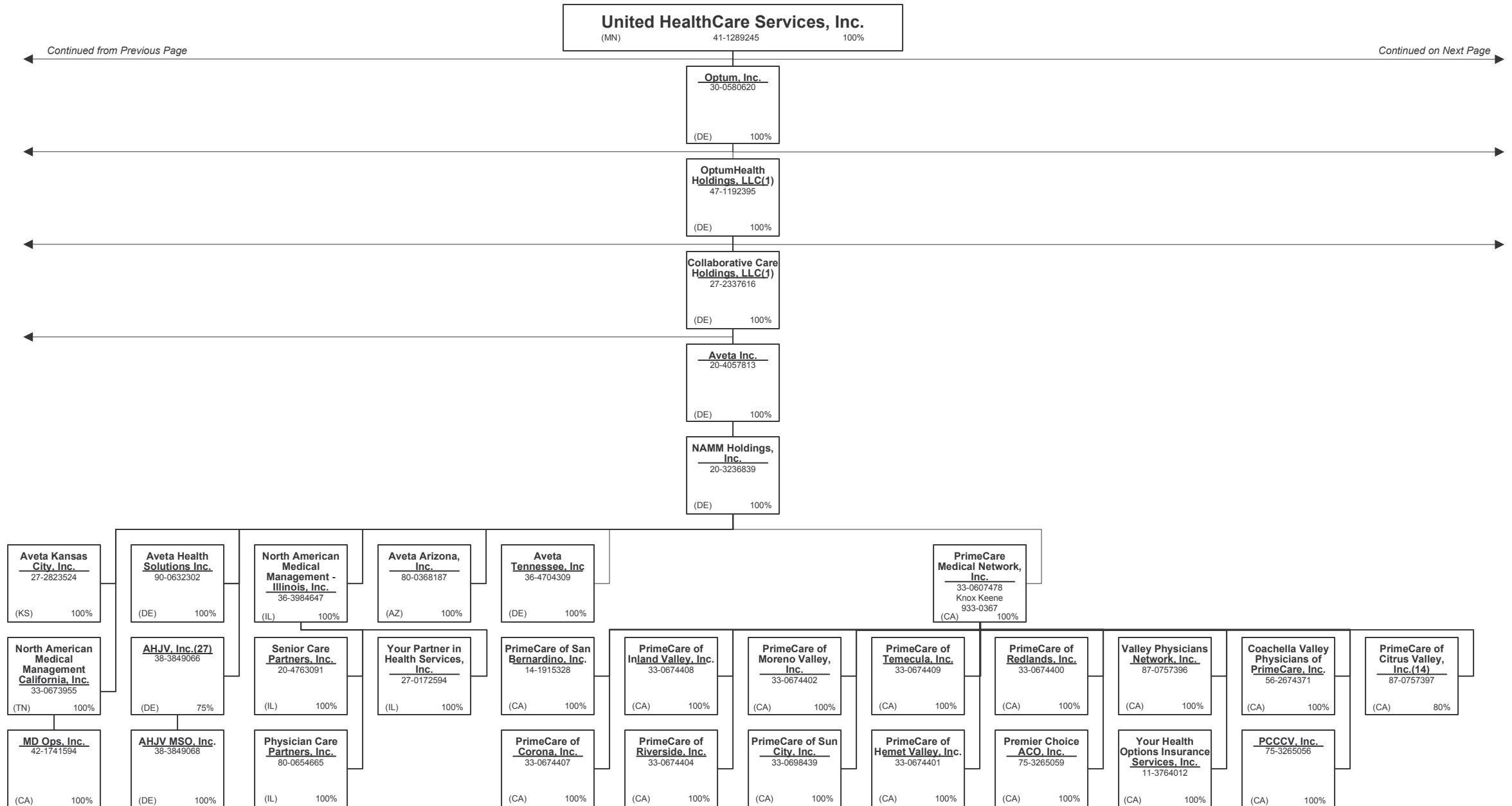
**DWIC of Tampa Bay, Inc.**  
 59-3625966  
 (FL) 100%

**MedExpress Urgent Care of Boynton Beach, LLC(1)**  
 20-2545363  
 (FL) 100%

**Medical Preparatory School of Allied Health, LLC(1)**  
 26-4808018  
 (TX) 100%

**INSPIRIS of Texas Physician Group(13)**  
 26-2885572  
 (TX) 100%

**SCHEDULE Y – INFORMATION CONCERNING ACTIVITIES OF INSURER MEMBERS OF A HOLDING COMPANY GROUP**  
**PART 1 – ORGANIZATIONAL CHART**

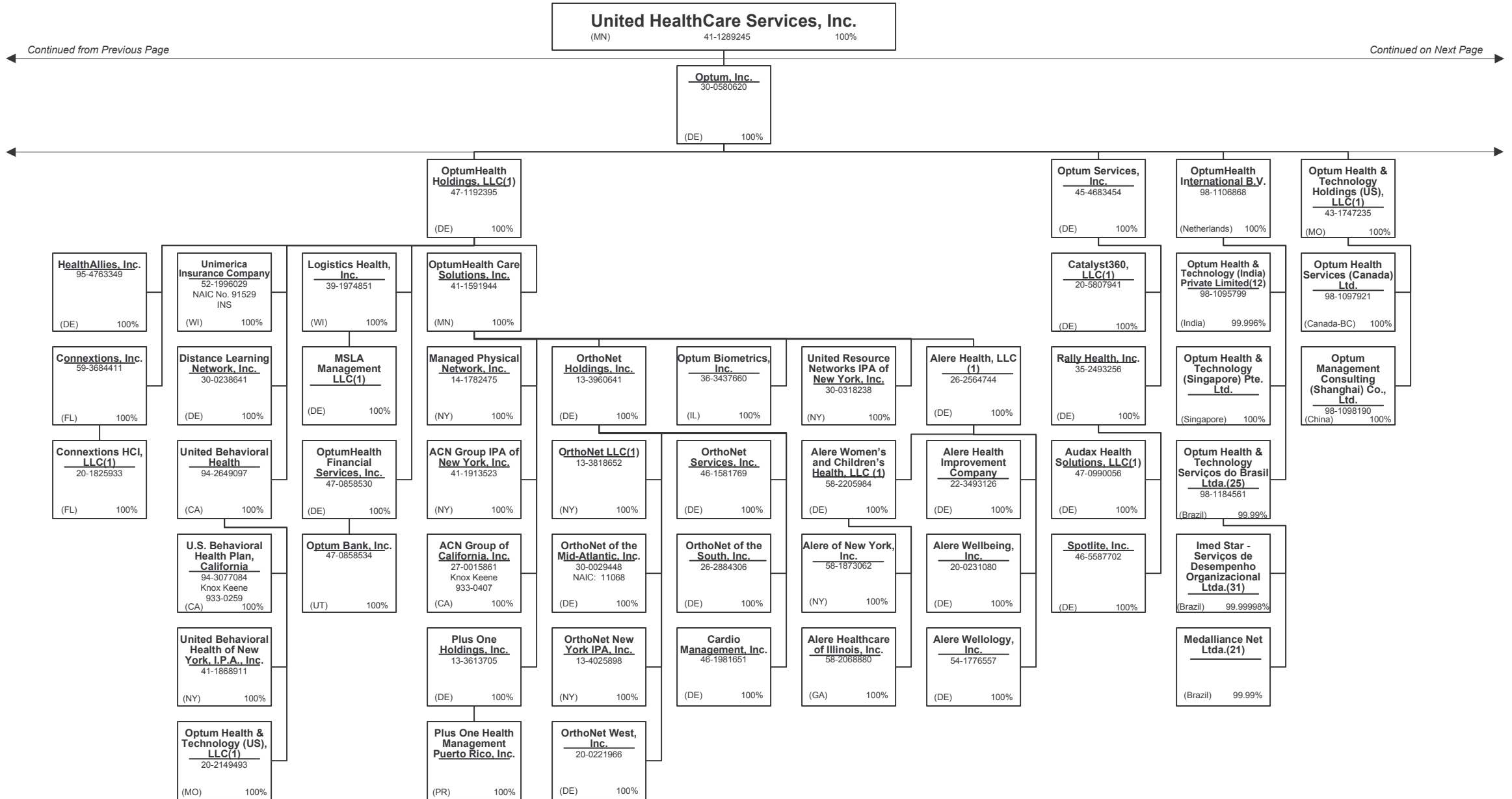


15.5

Continued from Previous Page

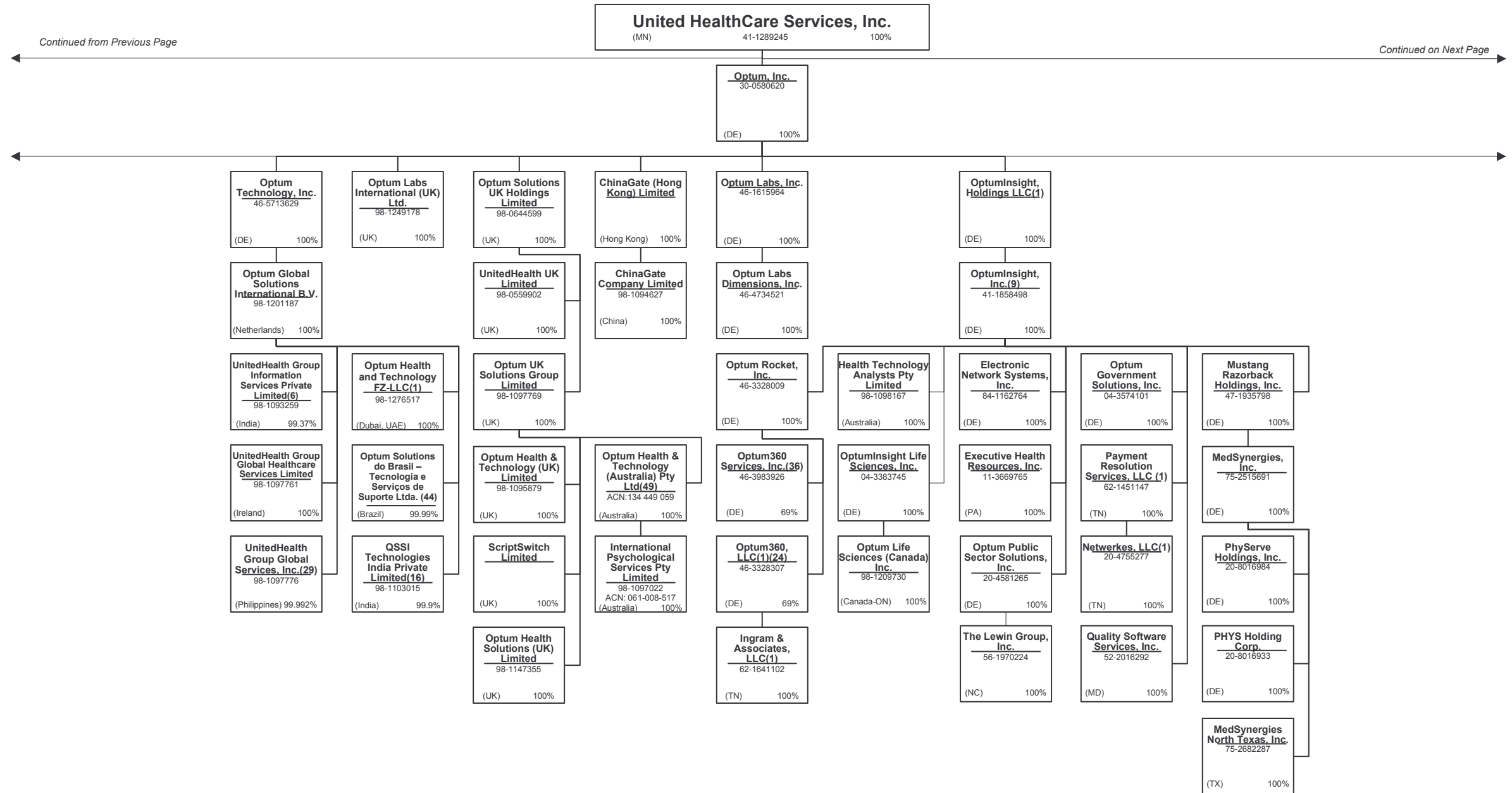
Continued on Next Page

**SCHEDULE Y – INFORMATION CONCERNING ACTIVITIES OF INSURER MEMBERS OF A HOLDING COMPANY GROUP**  
**PART 1 – ORGANIZATIONAL CHART**



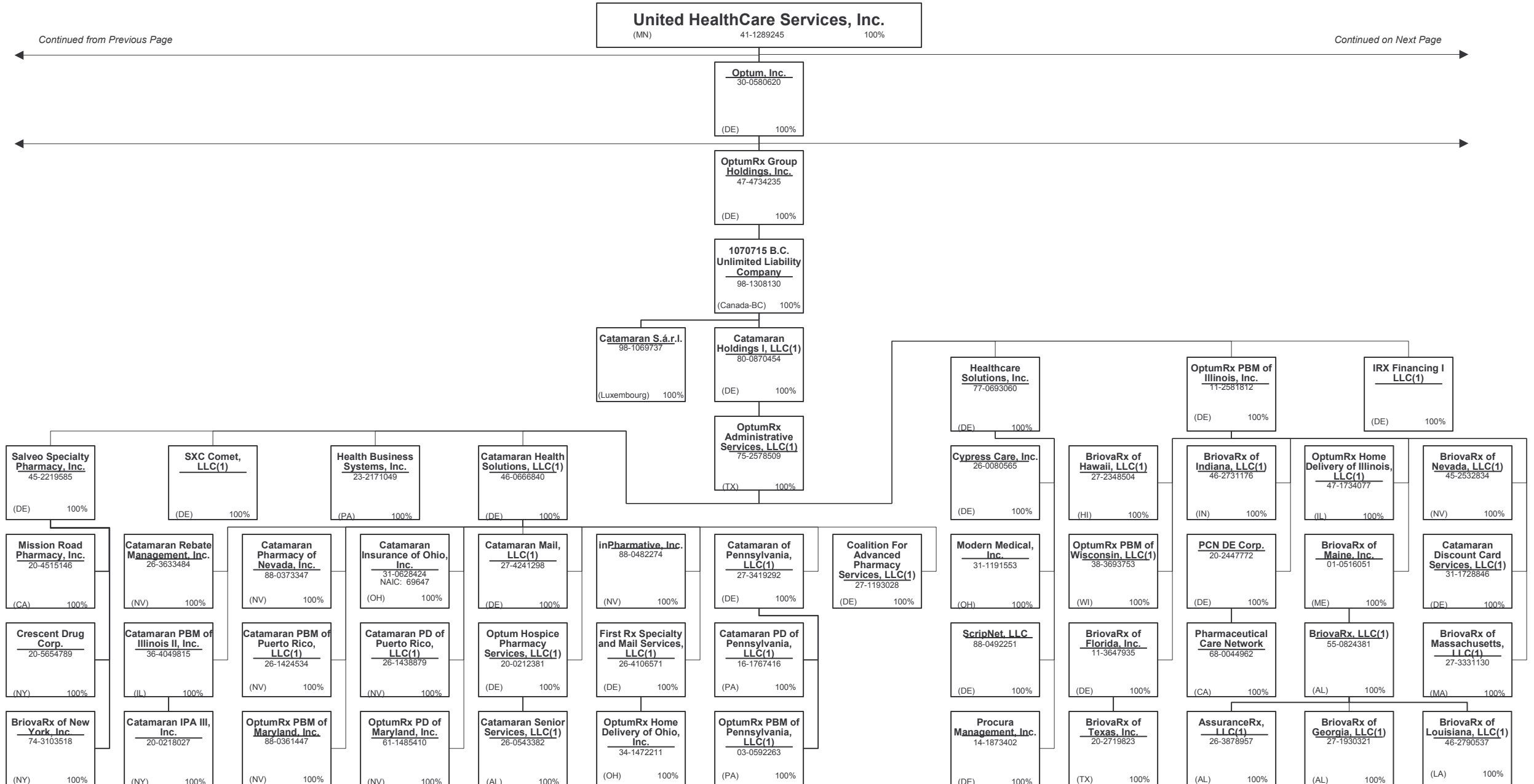
15.6

**SCHEDULE Y – INFORMATION CONCERNING ACTIVITIES OF INSURER MEMBERS OF A HOLDING COMPANY GROUP**  
**PART 1 – ORGANIZATIONAL CHART**



15.7

**SCHEDULE Y – INFORMATION CONCERNING ACTIVITIES OF INSURER MEMBERS OF A HOLDING COMPANY GROUP**  
**PART 1 – ORGANIZATIONAL CHART**

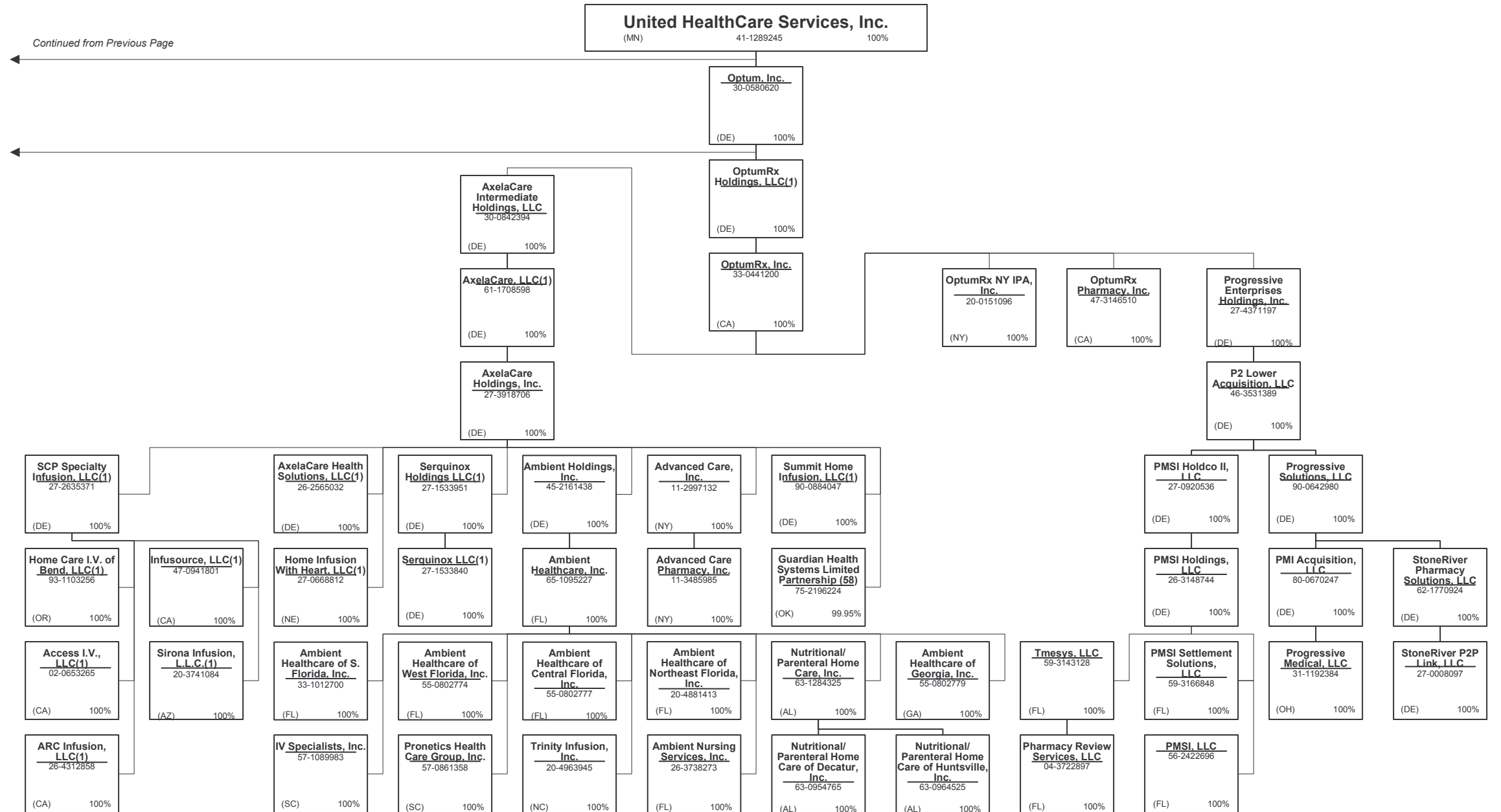


15.8

Continued from Previous Page

Continued on Next Page

**SCHEDULE Y – INFORMATION CONCERNING ACTIVITIES OF INSURER MEMBERS OF A HOLDING COMPANY GROUP**  
**PART 1 – ORGANIZATIONAL CHART**



15.9



## SCHEDULE Y – INFORMATION CONCERNING ACTIVITIES OF INSURER MEMBERS OF A HOLDING COMPANY GROUP

### PART 1 – ORGANIZATIONAL CHART

#### Notes

All legal entities on the Organization Chart are Corporations unless otherwise indicated.

- (1) Entity is a Limited Liability Company  
 (2) Entity is a Partnership  
 (3) Entity is a Non-Profit Corporation  
 (4) Control of the Foundation is based on sole membership, not the ownership of voting securities  
 (5) COI Participações S.A. is 87.270% owned by Esho – Empresa de Serviços Hospitalares S.A. and 12.729% owned by COIPAR Participações S.A.  
 (6) UnitedHealth Group Information Services Private Limited is 99.37% owned by Optum Global Solutions International B.V. The remaining 0.63 % is owned by UnitedHealth International, Inc.  
 (7) UnitedHealthcare India Private Limited is 99.9935% owned by UnitedHealthcare International II B.V. and 0.0065% owned by UnitedHealth International, Inc.  
 (8) General partnership interests are held by United HealthCare Services, Inc. (89.77%) and by UnitedHealthcare, Inc. (10.23%). United HealthCare Services, Inc. also holds 100% of the limited partnership interests. When combining general and limited partner interests, United HealthCare Services, Inc. owns 94.18% and UnitedHealthcare, Inc. owns 5.83%.  
 (9) Branch office located in Abu Dhabi, UAE.  
 (10) WellMed Medical Management, Inc. is 80% owned by Collaborative Care Holdings, LLC and 20% owned by WMG Healthcare Partners, L.P.  
 (11) Seisa Serviços Integrados de Saúde Ltda is 99.99% owned by Amil Assistência Médica Internacional S.A. and 0.000008% owned by Cemed Care – Empresa de Atendimento Clínico Geral Ltda.  
 (12) Optum Health & Technology (India) Private Limited is 99.996% owned by OptumHealth International B.V. and 0.004 % owned by United Behavioral Health.  
 (13) INSPIRIS of Texas Physician Group is a Texas non-profit (taxable) whose sole member is Inspiris Services Company.  
 (14) PrimeCare of Citrus Valley, Inc. is 80% owned by PrimeCare Medical Network, Inc. and 20% owned by Citrus Valley Medical Associates, Inc.  
 (15) Optum Clinics Holdings, Inc. is 97.2% owned by Collaborative Care Holdings, LLC and 2.8% is owned by external shareholders.  
 (16) QSSI Technologies India Private Limited is 99.9% owned by Optum Global Solutions International B.V. and 0.1% UnitedHealth International, Inc.  
 (17) Amico Saúde Ltda. is 98.87947% owned by Amil Assistência Médica Internacional S.A. and 1.12053% owned by Cemed Care – Empresa de Atendimento Clínico Geral Ltda.  
 (18) Esho – Empresa de Serviços Hospitalares S.A. is 99.224% owned by Amil Assistência Médica Internacional S.A. and 0.0340693% owned by Treasury Shares and .7409758% owned by external shareholders.  
 (19) Etho – Empresa de Tecnologia Hospitalar Ltda. 71.91% owned by Amil Assistência Médica Internacional S.A. and 28.08% owned by an external shareholder.  
 (20) Orthology, Inc. is 80% owned by UnitedHealth Group Ventures, LLC and 20% owned by external shareholders.
- (21) Medalliance Net Ltda. is owned 99.999985% by Optum Health & Technology Serviços do Brasil Ltda. and 0.000015% by UHG Brasil Participações S.A.  
 (22) Branch offices in Iraq and Uganda.  
 (23) Cemed Care Empresa de Atendimento Clínico Geral Ltda. Is 99.9999995% owned by Amil Assistência Médica Internacional S.A. and 0.000005% owned by Amico Saúde Ltda.  
 (24) Optum 360, LLC is 69% owned by Optum Rocket, Inc; the remaining 31% is owned by external holders.  
 (25) Optum Health & Technology Serviços do Brasil Ltda. is 99.9964% owned by OptumHealth International B.V. and .0036% owned by OptumInsight, Inc.  
 (26) Bosque Medical Center S.A. is 78.2049803% owned by Amil Assistência Médica Internacional S.A. and 21.7950197% owned by Etsho – Empresa de Servicios Hospitalarea S.A.  
 (27) AHJV, Inc. is 75% owned by NMM Holdings, Inc. and 25% owned by Humana, Inc.  
 (28) Real Appeal, Inc. is majority-owned by UHG or one of its affiliates and the remaining 2% is owned by Real Appeal Management.  
 (29) UnitedHealth Group Global Services, Inc. is 99.992% owned by Optum Global Solutions International B.V., and the remaining 0.008% is held by the company's directors.  
 (30) Amil Clinical Research Participações Ltda. is 99.95% owned by Amil Lifesciences Participações Ltda. and 0.05% owned by Cemed Care – Empresa de Atendimento Clínico Geral Ltda.  
 (31) Imed Star Serviços de Desempenho Organizacional Ltda. is 99.99998% owned by Optum Health & Technology Serviços do Brasil Ltda and 0.00002% owned by UHG Brasil Participações S.A.  
 (32) Hospital de Clínicas de Jacarepaguá Ltda. is 99.99% owned by Esho – Empresa de Serviços Hospitalares S.A. and 0.01% is owned by Cemed Care – Empresa de Atendimento Clínico Geral Ltda.  
 (33) Hospital Alvorada Taguatinga Ltda. is 78.160392% owned by Amil Assistência Médica Internacional S.A., 21.839608% by Bosque Medical Center S.A.  
 (34) Amil Lifesciences Participações Ltda. Is 99.999669% owned by Amil Assistência Médica Internacional S.A. and 0.000331% owned by Cemed Care Empresa de Atendimento Clínico Geral Ltda.  
 (35) FrontierMEDEX Kenya Limited is 99.9% owned by Frontier MEDEX Limited and 0.1% owned by UnitedHealthcare International I B.V.  
 (36) Optum360 Services, Inc. is 69% owned by Optum Rocket, Inc. and 31% owned by two external interest holders.  
 (37) The limited partners of UnitedHealth Group International, L.P. include FMG Holdings, LLC (14.8145%), Hygeia Corporation (DE) (0.2012%) and UnitedHealth Group Incorporated (84.9843%). UnitedHealth Group International GP is the general partner of UnitedHealth Group International, L.P.  
 (38) Polar II Fundo de Investimento em Participações is a Brazilian private equity investment fund incorporated in the form of a closed-end condominium.  
 (39) UnitedHealthcare International III S.á.r.l. is 65% owned by UnitedHealthcare Europe S.á.r.l. and 35% owned by UnitedHealthcare International II S.á.r.l.
- (40) Amil Assistência Médica Internacional S.A. is 90.23% owned by Polar II Fundo de Investimento em Participações and the remaining 9.77% is owned by the former controlling shareholders of Amil Assistência Médica Internacional S.A.  
 (41) Lusiadas A.C.E. is 70% owned by Lusiadas, SGPS, S.A., 10% owned by Lusiadas – Parcerias Cascais, S.A., and 20% owned by Lusiadas, S.A.  
 (42) Centro Médico PJ Ltda. is 99.99% owned by Esho – Empresa de Serviços Hospitalares S.A. and 0.01% is owned by Cemed Care – Empresa de Atendimento Clínico Geral Ltda.  
 (43) Frontier Medex Tanzania Limited is 99% owned by Frontier MEDEX Limited. The remaining 1% is owned by a former officer of Frontier MEDEX Limited and is being transferred to UnitedHealthcare International I BV.  
 (44) Optum Solutions do Brasil – Tecnologia e Serviços de Suporte Ltda., is 99.999998% owned by Optum Global Solutions International B.V. and 0.00002% owned by OptumHealth International B.V.  
 (45) Multiangio Ltda. is 68% owned by Esho – Empresa de Serviços Hospitalares S.A. and the remaining 32% is owned by external shareholders.  
 (46) Polo Holdco, LLC is 80.1% owned by Collaborative Care Holdings, LLC and the remaining 19.9% being owned by an outside third party.  
 (47) TBD.  
 (48) TBD  
 (49) Branch office located in Hong Kong.  
 (50) Dental Center Serviços Odontológicos Ltda. is 100% owned by Seisa Servicios Integrados de Saúde Ltda.  
 (51) Hospital AMA S.A. is 50.48% owned by Esho – Empresa de Serviços Hospitalares S.A. and 49.52% owned by Seisa Serviços Integrados de Saúde Ltda.  
 (52) WESTMED Practice Partners LLC is 86.15% owned by Collaborative Care Holdings, LLC and 13.85% owned by external shareholders.  
 (53) ProHEALTH Medical Management, LLC is 80% owned by Collaborative Care Holdings, LLC and 20% owned by an external shareholder.  
 (54) ProHEALTH Fitness of Lake Success, LLC is 82.62% owned by ProHEALTH Medical Management, LLC and 17.38% by an external shareholder.  
 (55) Hospital Maternidade Promater Ltda is 99.99% owned by Esho – Empresa de Servicios Hospitalares S.A. and 0.00006% owned by Seisa Serviços Integrados de Saúde Ltda.  
 (56) Hospital Geral e Maternidade Madre Maria Theodora Ltda. is 99.99999% owned by Esho – Empresa de Serviços Hospitalares S.A. and 0.00001% owned by Cemed Care Empresa de Atendimento Clínico Geral Ltda.  
 (57) Angiografia e Hemodinâmica Madre Theodora Ltda. is 50% owned by Hospital Geral e Maternidade Madre Maria Theodora Ltda. and 50% owned by 28 individual partners.  
 (58) Guardian Health Systems Limited Partnership is 99.95% owned by AxelaCare Holdings, Inc. with the remaining 0.05% interest as a limited partner being held by AxelaCare Health Solutions, LLC.  
 (59) TeamMD Holdings, Inc., a Delaware corporation, was formed as an 80% owned subsidiary of UnitedHealth Group Ventures, LLC, a Delaware limited liability company. The remaining 20% is owned by external shareholders.  
 (60) Hospitais Associados de Pernambuco Ltda. is 90% owned by Esho – Empresa de Serviços Hospitalares S.A. and 10% is owned by an external shareholder  
 (61) Topimagem Diagnóstico por Imagem Ltda. is 89% owned by Esho – Empresa de Serviços Hospitalares S.A., and the remaining 11% interest is owned by external shareholders.  
 (62) Dilab – Medicina Nuclear Ltda is 85% owned by Esho – Empresa de Serviços Hospitalares S.A. and the remaining 15% is owned by external shareholders.

**SCHEDULE Y**  
**PART 1A - DETAIL OF INSURANCE HOLDING COMPANY SYSTEM**

1	2	3	4	5	6	7	8	9	10	11	12	13	14	15
Group Code	Group Name	NAIC Company Code	ID Number	Federal RSSD	CIK	Name of Securities Exchange if Publicly Traded (U.S. or International)	Names of Parent, Subsidiaries Or Affiliates	Domiciliary Location	Relationship to Reporting Entity	Directly Controlled by (Name of Entity/Person)	Type of Control (Ownership, Board, Management, Attorney-in-Fact, Influence, Other)	If Control is Ownership Provide Percentage	Ultimate Controlling Entity(ies)/Person(s)	*
		.00000	98-1308130				1070715 B.C. Unlimited Liability Company	.CAN	.NIA	OptumRx Group Holdings, Inc.	Ownership	100.000	UnitedHealth Group Incorporated	
		.00000	27-2624551				310 Canyon Medical, LLC	.CA	.NIA	Monarch Management Services, Inc.	Ownership	100.000	UnitedHealth Group Incorporated	
		.00000	02-0653265				Access I.V., LLC	.CA	.NIA	SCP Specialty Infusion, LLC	Ownership	100.000	UnitedHealth Group Incorporated	
		.00000	41-1913523				ACN Group IPA of New York, Inc.	.NY	.NIA	OptumHealth Care Solutions, Inc.	Ownership	100.000	UnitedHealth Group Incorporated	
		.00000	27-0015861				ACN Group of California, Inc.	.CA	.IA	OptumHealth Care Solutions, Inc.	Ownership	100.000	UnitedHealth Group Incorporated	
		.00000	11-3485985				Advanced Care Pharmacy, Inc.	.NY	.NIA	Advanced Care, Inc.	Ownership	100.000	UnitedHealth Group Incorporated	
		.00000	11-2997132				Advanced Care, Inc.	.NY	.NIA	AxelaCare Holdings, Inc.	Ownership	100.000	UnitedHealth Group Incorporated	
		.00000	38-3849068				AHJV MSO, Inc.	.DE	.NIA	AHJV, Inc.	Ownership	100.000	UnitedHealth Group Incorporated	
		.00000	38-3849066				AHJV, Inc.	.DE	.NIA	NAMM Holdings, Inc.	Ownership	100.000	UnitedHealth Group Incorporated	
		.00000	22-3493126				Alere Health Improvement Company	.DE	.NIA	Alere Health, LLC	Ownership	100.000	UnitedHealth Group Incorporated	
		.00000	26-2564744				Alere Health, LLC	.DE	.NIA	OptumHealth Care Solutions, Inc.	Ownership	100.000	UnitedHealth Group Incorporated	
		.00000	58-2068880				Alere Healthcare of Illinois, Inc.	.GA	.NIA	Alere Women's and Children's Health, LLC	Ownership	100.000	UnitedHealth Group Incorporated	
		.00000	58-1873062				Alere of New York, Inc.	.NY	.NIA	Alere Women's and Children's Health, LLC	Ownership	100.000	UnitedHealth Group Incorporated	
		.00000	20-0231080				Alere Wellbeing, Inc.	.DE	.NIA	Alere Health, LLC	Ownership	100.000	UnitedHealth Group Incorporated	
		.00000	54-1776557				Alere Wellology, Inc.	.DE	.NIA	Alere Health, LLC	Ownership	100.000	UnitedHealth Group Incorporated	
		.00000	58-2205984				Alere Women's and Children's Health, LLC	.DE	.NIA	Alere Health, LLC	Ownership	100.000	UnitedHealth Group Incorporated	
.0707	UnitedHealth Group Incorporated	82406	35-1665915				All Savers Insurance Company	.IN	.IA	Golden Rule Financial Corporation	Ownership	100.000	UnitedHealth Group Incorporated	
.0707	UnitedHealth Group Incorporated	73130	35-1744596				All Savers Life Insurance Company of California	.CA	.IA	Golden Rule Financial Corporation	Ownership	100.000	UnitedHealth Group Incorporated	
		.00000	55-0802777				Ambient Healthcare of Central Florida, Inc.	.FL	.NIA	Ambient Healthcare, Inc.	Ownership	100.000	UnitedHealth Group Incorporated	
		.00000	55-0802779				Ambient Healthcare of Georgia, Inc.	.GA	.NIA	Ambient Healthcare, Inc.	Ownership	100.000	UnitedHealth Group Incorporated	
		.00000	20-4881413				Ambient Healthcare of Northeast Florida, Inc.	.FL	.NIA	Ambient Healthcare, Inc.	Ownership	100.000	UnitedHealth Group Incorporated	
		.00000	33-1012700				Ambient Healthcare of S. Florida, Inc.	.FL	.NIA	Ambient Healthcare, Inc.	Ownership	100.000	UnitedHealth Group Incorporated	
		.00000	55-0802774				Ambient Healthcare of West Florida, Inc.	.FL	.NIA	Ambient Healthcare, Inc.	Ownership	100.000	UnitedHealth Group Incorporated	
		.00000	65-1095227				Ambient Healthcare, Inc.	.FL	.NIA	Ambient Holdings, Inc.	Ownership	100.000	UnitedHealth Group Incorporated	
		.00000	45-2161438				Ambient Holdings, Inc.	.DE	.NIA	AxelaCare Holdings, Inc.	Ownership	100.000	UnitedHealth Group Incorporated	
		.00000	26-3738273				Ambient Nursing Services, Inc.	.FL	.NIA	Ambient Healthcare, Inc.	Ownership	100.000	UnitedHealth Group Incorporated	
		.00000	54-1743136				AmeriChoice Corporation	.DE	.NIA	UnitedHealth Group Incorporated	Ownership	100.000	UnitedHealth Group Incorporated	
		.00000	54-1743141				AmeriChoice Health Services, Inc.	.DE	.NIA	AmeriChoice Corporation	Ownership	100.000	UnitedHealth Group Incorporated	
.0707	UnitedHealth Group Incorporated	13178	26-2481299				AmeriChoice of Connecticut, Inc.	.CT	.IA	AmeriChoice Corporation	Ownership	100.000	UnitedHealth Group Incorporated	
.0707	UnitedHealth Group Incorporated	95497	22-3368602				AmeriChoice of New Jersey, Inc.	.NJ	.IA	AmeriChoice Corporation	Ownership	100.000	UnitedHealth Group Incorporated	
		.00000	98-1108620				Amico Saúde Ltda.	.BRA	.NIA	Amil Assistência Médica Internacional S.A.	Ownership	98.879	UnitedHealth Group Incorporated	
		.00000	98-1108620				Amico Saúde Ltda.	.BRA	.NIA	Cemed Care - Empresa de Atendimento Clínico Geral Ltda.	Ownership	1.121	UnitedHealth Group Incorporated	
		.00000					Amil Assistência Médica Internacional S.A.	.BRA	.NIA	Polar II Fundo de Investimento em Participações	Ownership	90.230	UnitedHealth Group Incorporated	1
		.00000					Amil Clinical Research Participações Ltda.	.BRA	.NIA	Esho - Empresa de Serviços Hospitalares S.A.	Ownership	99.950	UnitedHealth Group Incorporated	
		.00000	98-1109085				Amil Clinical Research Participações Ltda.	.BRA	.NIA	Cemed Care - Empresa de Atendimento Clínico Geral Ltda.	Ownership	0.050	UnitedHealth Group Incorporated	
		.00000	98-1109085				Amil Clinical Research Participações Ltda.	.BRA	.NIA	Amil Assistência Médica Internacional S.A.	Ownership	100.000	UnitedHealth Group Incorporated	
		.00000	98-1138212				AMIL International	.LUX	.NIA	Amil Assistência Médica Internacional S.A.	Ownership	100.000	UnitedHealth Group Incorporated	
		.00000	98-1110579				Amil Lifesciences Participações Ltda.	.BRA	.NIA	Amil Assistência Médica Internacional S.A.	Ownership	100.000	UnitedHealth Group Incorporated	
		.00000	98-1110579				Amil Lifesciences Participações Ltda.	.BRA	.NIA	Cemed Care - Empresa de Atendimento Clínico Geral Ltda.	Ownership	0.000	UnitedHealth Group Incorporated	

**SCHEDULE Y**  
**PART 1A - DETAIL OF INSURANCE HOLDING COMPANY SYSTEM**

1	2	3	4	5	6	7	8	9	10	11	12	13	14	15
Group Code	Group Name	NAIC Company Code	ID Number	Federal RSSD	CIK	Name of Securities Exchange if Publicly Traded (U.S. or International)	Names of Parent, Subsidiaries Or Affiliates	Domiciliary Location	Relationship to Reporting Entity	Directly Controlled by (Name of Entity/Person)	Type of Control (Ownership, Board, Management, Attorney-in-Fact, Influence, Other)	If Control is Ownership Provide Percentage	Ultimate Controlling Entity(ies)/Person(s)	*
		.00000					Angiografia e Hemodinâmica Madre Theodora Ltda.	BRA	NIA	Esho – Empresa de Serviços Hospitalares S.A.	Ownership	.50.000	UnitedHealth Group Incorporated	1
		.00000	27-2068687				AppleCare Medical Management, LLC	DE	NIA	Collaborative Care Holdings, LLC	Ownership	100.000	UnitedHealth Group Incorporated	
		.00000	26-4312858				ARC Infusion, LLC	CA	NIA	SCP Specialty Infusion, LLC	Ownership	100.000	UnitedHealth Group Incorporated	
		.00000	86-0813232				Arizona Physicians IPA, Inc.	AZ	IA	UnitedHealthcare, Inc.	Ownership	100.000	UnitedHealth Group Incorporated	
		.00000	90-0369702				ASI Global, LLC	TX	NIA	FrontierMEDEX, Inc.	Ownership	100.000	UnitedHealth Group Incorporated	
		.00000	26-3878957				AssuranceRx, LLC	AL	NIA	BriovaRx, LLC	Ownership	100.000	UnitedHealth Group Incorporated	
		.00000	47-0990056				Audax Health Solutions, LLC	DE	NIA	Rally Health, Inc.	Ownership	100.000	UnitedHealth Group Incorporated	
		.00000	80-0368187				Aveta Arizona, Inc.	AZ	NIA	NAMM Holdings, Inc.	Ownership	100.000	UnitedHealth Group Incorporated	
		.00000	90-0632302				Aveta Health Solutions Inc.	DE	NIA	NAMM Holdings, Inc.	Ownership	100.000	UnitedHealth Group Incorporated	
		.00000	20-4057813				Aveta Inc.	DE	NIA	Collaborative Care Holdings, LLC	Ownership	100.000	UnitedHealth Group Incorporated	
		.00000	27-2823524				Aveta Kansas City, Inc.	KS	NIA	NAMM Holdings, Inc.	Ownership	100.000	UnitedHealth Group Incorporated	
		.00000	36-4704309				Aveta Tennessee, Inc.	DE	NIA	NAMM Holdings, Inc.	Ownership	100.000	UnitedHealth Group Incorporated	
		.00000	26-2565032				AxelaCare Health Solutions, LLC	DE	NIA	AxelaCare Holdings, Inc.	Ownership	100.000	UnitedHealth Group Incorporated	
		.00000	27-3918706		0001507772		AxelaCare Holdings, Inc.	DE	NIA	AxelaCare, LLC	Ownership	100.000	UnitedHealth Group Incorporated	
		.00000	30-0842394				AxelaCare Intermediate Holdings, LLC	DE	NIA	OptumRx, Inc.	Ownership	100.000	UnitedHealth Group Incorporated	
		.00000	61-1708598				AxelaCare, LLC	DE	NIA	AxelaCare Intermediate Holdings, LLC	Ownership	100.000	UnitedHealth Group Incorporated	
		.00000	88-0267857				Behavioral Healthcare Options, Inc.	NV	NIA	Sierra Health Services, Inc.	Ownership	100.000	UnitedHealth Group Incorporated	
		.00000	98-1112673				Bosque Medical Center S.A.	BRA	NIA	Amil Assistência Médica Internacional S.A.	Ownership	.78.210	UnitedHealth Group Incorporated	
		.00000	98-1112673				Bosque Medical Center S.A.	BRA	NIA	Esho – Empresa de Serviços Hospitalares S.A.	Ownership	.21.790	UnitedHealth Group Incorporated	
		.00000	11-3647935				BriovaRx of Florida, Inc.	DE	NIA	OptumRx PBM of Illinois, Inc.	Ownership	100.000	UnitedHealth Group Incorporated	
		.00000	27-1930321				BriovaRx of Georgia, LLC	GA	NIA	BriovaRx, LLC	Ownership	100.000	UnitedHealth Group Incorporated	
		.00000	27-2348504				BriovaRx of Hawaii, LLC	HI	NIA	OptumRx PBM of Illinois, Inc.	Ownership	100.000	UnitedHealth Group Incorporated	
		.00000	46-2731176				BriovaRx of Indiana, LLC	IN	NIA	OptumRx PBM of Illinois, Inc.	Ownership	100.000	UnitedHealth Group Incorporated	
		.00000	46-2790537				BriovaRx of Louisiana, LLC	LA	NIA	BriovaRx, LLC	Ownership	100.000	UnitedHealth Group Incorporated	
		.00000	01-0516051				BriovaRx of Maine, Inc.	ME	NIA	OptumRx PBM of Illinois, Inc.	Ownership	100.000	UnitedHealth Group Incorporated	
		.00000	27-3331130				BriovaRx of Massachusetts, LLC	MA	NIA	OptumRx PBM of Illinois, Inc.	Ownership	100.000	UnitedHealth Group Incorporated	
		.00000	45-2532834				BriovaRx of Nevada, LLC	NV	NIA	OptumRx PBM of Illinois, Inc.	Ownership	100.000	UnitedHealth Group Incorporated	
		.00000	74-3103518				BriovaRx of New York, Inc.	NY	NIA	Salveo Specialty Pharmacy, Inc.	Ownership	100.000	UnitedHealth Group Incorporated	
		.00000	20-2719823				BriovaRx of Texas, Inc.	TX	NIA	BriovaRx of Florida, Inc.	Ownership	100.000	UnitedHealth Group Incorporated	
		.00000	55-0824381				BriovaRx, LLC	AL	NIA	BriovaRx of Maine, Inc.	Ownership	100.000	UnitedHealth Group Incorporated	
		.00000	46-1981651				Cardio Management, Inc.	DE	NIA	OrthoNet Holdings, Inc.	Ownership	100.000	UnitedHealth Group Incorporated	
		.00000	20-8375685				Care Improvement Plus Group Management, LLC	MD	NIA	XLHealth Corporation	Ownership	100.000	UnitedHealth Group Incorporated	
.0707	UnitedHealth Group Incorporated	12558	45-4976934				Care Improvement Plus of Texas Insurance Company	TX	IA	XLHealth Corporation	Ownership	100.000	UnitedHealth Group Incorporated	
.0707	UnitedHealth Group Incorporated	12567	20-3888112				Care Improvement Plus South Central Insurance Company	AR	IA	XLHealth Corporation	Ownership	100.000	UnitedHealth Group Incorporated	
.0707	UnitedHealth Group Incorporated	14041	27-5038136				Care Improvement Plus Wisconsin Insurance Company	WI	IA	XLHealth Corporation	Ownership	100.000	UnitedHealth Group Incorporated	
		.00000	20-5807941				Catalyst360, LLC	DE	NIA	Optum Services, Inc.	Ownership	100.000	UnitedHealth Group Incorporated	
		.00000	31-1728846				Catamaran Discount Card Services, LLC	DE	NIA	OptumRx PBM of Illinois, Inc.	Ownership	100.000	UnitedHealth Group Incorporated	
		.00000	46-0666840				Catamaran Health Solutions, LLC	DE	NIA	OptumRx Administrative Services, LLC	Ownership	100.000	UnitedHealth Group Incorporated	
		.00000	80-0870454				Catamaran Holdings I, LLC	DE	NIA	OptumRx Group Holdings, Inc.	Ownership	100.000	UnitedHealth Group Incorporated	
.0707	UnitedHealth Group Incorporated	69647	31-0628424				Catamaran Insurance of Ohio, Inc.	OH	IA	OptumRx PBM of Maryland, Inc.	Ownership	100.000	UnitedHealth Group Incorporated	
		.00000	20-0218027				Catamaran IPA III, Inc.	NY	NIA	Catamaran PBM of Illinois II, Inc.	Ownership	100.000	UnitedHealth Group Incorporated	
		.00000	27-4241298				Catamaran Mail, LLC	DE	NIA	Catamaran Health Solutions, LLC	Ownership	100.000	UnitedHealth Group Incorporated	
		.00000	27-3419292				Catamaran of Pennsylvania, LLC	DE	NIA	Catamaran Health Solutions, LLC	Ownership	100.000	UnitedHealth Group Incorporated	
		.00000	36-4049815				Catamaran PBM of Illinois II, Inc.	IL	NIA	OptumRx PBM of Maryland, Inc.	Ownership	100.000	UnitedHealth Group Incorporated	

**SCHEDULE Y**  
**PART 1A - DETAIL OF INSURANCE HOLDING COMPANY SYSTEM**

1	2	3	4	5	6	7	8	9	10	11	12	13	14	15
Group Code	Group Name	NAIC Company Code	ID Number	Federal RSSD	CIK	Name of Securities Exchange if Publicly Traded (U.S. or International)	Names of Parent, Subsidiaries Or Affiliates	Domiciliary Location	Relationship to Reporting Entity	Directly Controlled by (Name of Entity/Person)	Type of Control (Ownership, Board, Management, Attorney-in-Fact, Influence, Other)	If Control is Ownership Provide Percentage	Ultimate Controlling Entity(ies)/Person(s)	*
		.00000	26-1424534				Catamaran PBM of Puerto Rico, LLC	.NV	NIA	OptumRx PBM of Maryland, Inc.	Ownership	100.000	UnitedHealth Group Incorporated	
		.00000	16-1767416				Catamaran PD of Pennsylvania, LLC	.PA	NIA	Catamaran of Pennsylvania, LLC	Ownership	100.000	UnitedHealth Group Incorporated	
		.00000	26-1438879				Catamaran PD of Puerto Rico, LLC	.NV	NIA	OptumRx PBM of Maryland, Inc.	Ownership	100.000	UnitedHealth Group Incorporated	
		.00000	88-0373347				Catamaran Pharmacy of Nevada, Inc.	.NV	NIA	Catamaran Health Solutions, LLC	Ownership	100.000	UnitedHealth Group Incorporated	
		.00000	26-3633484				Catamaran Rebate Management, Inc.	.NV	NIA	OptumRx PBM of Maryland, Inc.	Ownership	100.000	UnitedHealth Group Incorporated	
		.00000	98-1069737				Catamaran S.á.r.l.	.LUX	NIA	OptumRx Group Holdings, Inc.	Ownership	100.000	UnitedHealth Group Incorporated	
		.00000	26-0543382				Catamaran Senior Services, LLC	.AL	NIA	Optum Hospice Pharmacy Services, LLC	Ownership	100.000	UnitedHealth Group Incorporated	
		.00000	98-1111491				Cemed Care - Empresa de Atendimento Clínico Geral Ltda.	.BRA	NIA	Amil Assistência Médica Internacional S.A.	Ownership	100.000	UnitedHealth Group Incorporated	
		.00000	98-1111491				Cemed Care - Empresa de Atendimento Clínico Geral Ltda.	.BRA	NIA	Amico Saúde Ltda.	Ownership	0.000	UnitedHealth Group Incorporated	
		.00000	98-1310461				Centro Médico PJ Ltda.	.BRA	NIA	Esho - Empresa de Serviços Hospitalares S.A.	Ownership	99.990	UnitedHealth Group Incorporated	
		.00000	98-1310461				Centro Médico PJ Ltda.	.BRA	NIA	Cemed Care - Empresa de Atendimento Clínico Geral Ltda.	Ownership	0.010	UnitedHealth Group Incorporated	
		.00000	98-1094627				ChinaGate (Hong Kong) Limited	.HKG	NIA	Optum, Inc.	Ownership	100.000	UnitedHealth Group Incorporated	
		.00000	98-1094627				ChinaGate Company Limited	.CHN	NIA	ChinaGate (Hong Kong) Limited	Ownership	100.000	UnitedHealth Group Incorporated	
		.00000					CMS - Central de Manipulação e Serviços Farmacêuticos S.A.	.BRA	NIA	COI - Clínicas Oncológicas Integradas S.A.	Ownership	100.000	UnitedHealth Group Incorporated	
		.00000	56-2674371				Coachella Valley Physicians of PrimeCare, Inc.	.CA	NIA	PrimeCare Medical Network, Inc.	Ownership	100.000	UnitedHealth Group Incorporated	
		.00000	27-1193028				Coalition For Advanced Pharmacy Services, LLC	.DE	NIA	Catamaran Health Solutions, LLC	Ownership	100.000	UnitedHealth Group Incorporated	
		.00000					COI - Clínicas Oncológicas Integradas S.A.	.BRA	NIA	COI Participações S.A.	Ownership	100.000	UnitedHealth Group Incorporated	
		.00000					COI Participações S.A.	.BRA	NIA	Esho - Empresa de Serviços Hospitalares S.A.	Ownership	87.270	UnitedHealth Group Incorporated	1
		.00000	27-2337616				Collaborative Care Holdings, LLC	.DE	NIA	OptumHealth Holdings, LLC	Ownership	100.000	UnitedHealth Group Incorporated	
		.00000	27-2337487				Collaborative Care Services, Inc.	.DE	NIA	Collaborative Care Holdings, LLC	Ownership	100.000	UnitedHealth Group Incorporated	
		.00000	27-3470466				Collaborative Care Solutions, LLC	.DE	NIA	Collaborative Care Services, Inc.	Ownership	100.000	UnitedHealth Group Incorporated	
		.00000	45-2614005				Collaborative Realty, LLC	.NY	NIA	Collaborative Care Holdings, LLC	Ownership	100.000	UnitedHealth Group Incorporated	
		.00000	11-3647007				Comfort Care Transportation, LLC	.TX	NIA	WellMed Medical Management, Inc.	Ownership	100.000	UnitedHealth Group Incorporated	
		.00000	61-1351358				Commonwealth Administrators, LLC	.KY	NIA	UMR, Inc.	Ownership	100.000	UnitedHealth Group Incorporated	
		.00000	20-1825933				Connexions HCI, LLC	.FL	NIA	Connexions, Inc.	Ownership	100.000	UnitedHealth Group Incorporated	
		.00000	59-3684411				Connexions, Inc.	.FL	NIA	OptumHealth Holdings, LLC	Ownership	100.000	UnitedHealth Group Incorporated	
		.00000	20-5654789				Crescent Drug Corp.	.NY	NIA	Salveo Specialty Pharmacy, Inc.	Ownership	100.000	UnitedHealth Group Incorporated	
		.00000	26-0080565				Cypress Care, Inc.	.DE	NIA	Healthcare Solutions, Inc.	Ownership	100.000	UnitedHealth Group Incorporated	
		.00000					Day-Op Surgery Consulting Company, LLC	.DE	NIA	ProHEALTH Medical Management, LLC	Ownership	100.000	UnitedHealth Group Incorporated	
		.00000	52-1811176				DBP Services of New York IPA, Inc.	.NY	NIA	Dental Benefit Providers, Inc.	Ownership	100.000	UnitedHealth Group Incorporated	
		.00000					Dental Benefit Providers of California, Inc.	.CA	IA	Dental Benefit Providers, Inc.	Ownership	100.000	UnitedHealth Group Incorporated	
		.00000	52-1452809				Dental Benefit Providers of Illinois, Inc.	.IL	IA	Dental Benefit Providers, Inc.	Ownership	100.000	UnitedHealth Group Incorporated	
.0707	UnitedHealth Group Incorporated	.52053	36-4008355				Dental Benefit Providers, Inc.	.DE	NIA	United HealthCare Services, Inc.	Ownership	100.000	UnitedHealth Group Incorporated	
		.00000	41-2014834				Dental Benefit Providers, Inc.	.DE	NIA	Esho - Empresa de Serviços Hospitalares S.A.	Ownership	100.000	UnitedHealth Group Incorporated	
		.00000					Dilab Medicina Nuclear Ltda.	.BRA	NIA	S.A.	Ownership	85.000	UnitedHealth Group Incorporated	1
		.00000	30-0238641				Distance Learning Network, Inc.	.DE	NIA	OptumHealth Holdings, LLC	Ownership	100.000	UnitedHealth Group Incorporated	
		.00000					Duncan Printing Services, LLC	.SC	NIA	UnitedHealthcare Insurance Company	Ownership	100.000	UnitedHealth Group Incorporated	
		.00000	59-3625966				DWIC of Tampa Bay, Inc.	.FL	NIA	MedExpress Development, LLC	Ownership	100.000	UnitedHealth Group Incorporated	
		.00000	84-1162764				Electronic Network Systems, Inc.	.DE	NIA	OptumInsight, Inc.	Ownership	100.000	UnitedHealth Group Incorporated	
		.00000	98-1103713				ELG FZE	.ARE	NIA	Frontier MEDEX Limited	Ownership	100.000	UnitedHealth Group Incorporated	

STATEMENT AS OF JUNE 30, 2016 OF THE UnitedHealthcare of New England, Inc.

**SCHEDULE Y**  
**PART 1A - DETAIL OF INSURANCE HOLDING COMPANY SYSTEM**

1	2	3	4	5	6	7	8	9	10	11	12	13	14	15
Group Code	Group Name	NAIC Company Code	ID Number	Federal RSSD	CIK	Name of Securities Exchange if Publicly Traded (U.S. or International)	Names of Parent, Subsidiaries Or Affiliates	Domiciliary Location	Relationship to Reporting Entity	Directly Controlled by (Name of Entity/Person)	Type of Control (Ownership, Board, Management, Attorney-in-Fact, Influence, Other)	If Control is Ownership Provide Percentage	Ultimate Controlling Entity(ies)/Person(s)	*
		00000	98-1111172				Esho – Empresa de Serviços Hospitalares S.A.	BRA	NIA	Amil Assistência Médica Internacional S.A.	Ownership	99.225	UnitedHealth Group Incorporated	2
		00000					Etho – Empresa de Tecnologia Hospitalar Ltda.	BRA	NIA	Amil Assistência Médica Internacional S.A.	Ownership	71.910	UnitedHealth Group Incorporated	1
		00000	86-0964571				Evercare Collaborative Solutions, Inc.	DE	NIA	Ovations, Inc.	Ownership	100.000	UnitedHealth Group Incorporated	
		00000	98-1111239				Excellion Serviços Biomédicos S.A.	BRA	NIA	Esho – Empresa de Serviços Hospitalares S.A.	Ownership	100.000	UnitedHealth Group Incorporated	
		00000	11-3669765				Executive Health Resources, Inc.	PA	NIA	OptumInsight, Inc.	Ownership	100.000	UnitedHealth Group Incorporated	
		00000	98-1259260				Exploration for Mine Clearance LLC	JRO	NIA	Frontier MEDEX Limited	Ownership	100.000	UnitedHealth Group Incorporated	
		00000	88-0223385				Family Health Care Services	NV	NIA	Sierra Health Services, Inc.	Ownership	100.000	UnitedHealth Group Incorporated	
		00000	88-0257036				Family Home Hospice, Inc.	NV	NIA	Sierra Health Services, Inc.	Ownership	100.000	UnitedHealth Group Incorporated	
		00000	26-4106571				First Rx Specialty and Mail Services, LLC	DE	NIA	Catamaran Health Solutions, LLC	Ownership	100.000	UnitedHealth Group Incorporated	
		00000	35-2456267				FMG Holdings, LLC	DE	NIA	UnitedHealth Group Incorporated	Ownership	100.000	UnitedHealth Group Incorporated	
		00000	86-0908902				FOR HEALTH OF ARIZONA, INC.	AZ	NIA	For Health, Inc.	Ownership	100.000	UnitedHealth Group Incorporated	
		00000	33-0766617				For Health, Inc.	DE	NIA	Inspiris, Inc.	Ownership	100.000	UnitedHealth Group Incorporated	
		00000	98-1029201				Frontier MEDEX Limited	GBR	NIA	UnitedHealthcare International I B.V.	Ownership	100.000	UnitedHealth Group Incorporated	
		00000					Frontier Medex Tanzania Limited	TZA	NIA	Frontier MEDEX Limited	Ownership	99.000	UnitedHealth Group Incorporated	3
		00000	68-0679514				FrontierMEDEX (RMS), Inc.	DE	NIA	FMG Holdings, LLC	Ownership	100.000	UnitedHealth Group Incorporated	
		00000	45-5339512				FrontierMEDEX Government Services, LLC	DE	NIA	FMG Holdings, LLC	Ownership	100.000	UnitedHealth Group Incorporated	
		00000	98-1147103				FrontierMEDEX Kenya Limited	KEN	NIA	Frontier MEDEX Limited	Ownership	99.900	UnitedHealth Group Incorporated	
		00000	98-1147103				FrontierMEDEX Kenya Limited	KEN	NIA	UnitedHealthcare International I B.V.	Ownership	0.100	UnitedHealth Group Incorporated	
		00000	98-1101521				FrontierMEDEX Limited	JRO	NIA	Frontier MEDEX Limited	Ownership	100.000	UnitedHealth Group Incorporated	
		00000	33-1219808				FrontierMEDEX US, Inc.	DE	NIA	FMG Holdings, LLC	Ownership	100.000	UnitedHealth Group Incorporated	
		00000	52-2230470				FrontierMEDEX, Inc.	MN	NIA	FrontierMEDEX US, Inc.	Ownership	100.000	UnitedHealth Group Incorporated	
		00000	37-0920164				gethealthinsurance.com Agency Inc.	IN	NIA	Golden Rule Financial Corporation	Ownership	100.000	UnitedHealth Group Incorporated	
		00000	20-3420886				Golden Outlook, Inc.	CA	NIA	Collaborative Care Holdings, LLC	Ownership	100.000	UnitedHealth Group Incorporated	
		00000	37-0855360				Golden Rule Financial Corporation	DE	NIA	UnitedHealth Group Incorporated	Ownership	100.000	UnitedHealth Group Incorporated	
0707	UnitedHealth Group Incorporated	62286	37-6028756	3057283			Golden Rule Insurance Company	IN	IA	Golden Rule Financial Corporation	Ownership	100.000	UnitedHealth Group Incorporated	
		00000	75-2196224				Guardian Health Systems Limited Partnership	OK	NIA	AxelaCare Holdings, Inc.	Ownership	99.950	UnitedHealth Group Incorporated	
		00000	75-2196224				Guardian Health Systems Limited Partnership	OK	NIA	AxelaCare Health Solutions, LLC	Ownership	0.050	UnitedHealth Group Incorporated	
		00000	98-0213198				H&W Indemnity (SPC), Ltd.	CYM	NIA	UnitedHealth Group Incorporated	Ownership	100.000	UnitedHealth Group Incorporated	
0707	UnitedHealth Group Incorporated	79480	35-1279304				Harken Health Insurance Company	WI	IA	UnitedHealthcare, Inc.	Ownership	100.000	UnitedHealth Group Incorporated	
		00000	23-2171049				Health Business Systems, Inc.	PA	NIA	OptumRx Administrative Services, LLC	Ownership	100.000	UnitedHealth Group Incorporated	
0707	UnitedHealth Group Incorporated	43893	13-3584296				Health Net Insurance of New York, Inc.	NY	IA	Oxford Health Plans LLC	Ownership	100.000	UnitedHealth Group Incorporated	
		00000	98-0153069				Health Net Services (Bermuda) Ltd.	BMU	NIA	Oxford Health Plans LLC	Ownership	100.000	UnitedHealth Group Incorporated	
0707	UnitedHealth Group Incorporated	96342	88-0201035				Health Plan of Nevada, Inc.	NV	IA	Sierra Health Services, Inc.	Ownership	100.000	UnitedHealth Group Incorporated	
		00000	98-1098167				Health Technology Analysts Pty Limited	AUS	NIA	OptumInsight, Inc.	Ownership	100.000	UnitedHealth Group Incorporated	
		00000	95-4763349				HealthAllies, Inc.	DE	NIA	OptumHealth Holdings, LLC	Ownership	100.000	UnitedHealth Group Incorporated	
		00000	77-0693060				Healthcare Solutions, Inc.	DE	NIA	OptumRx Administrative Services, LLC	Ownership	100.000	UnitedHealth Group Incorporated	
		00000	84-1472832				Highlands Ranch Healthcare, LLC	CO	NIA	Urgent Care MSO, LLC	Ownership	100.000	UnitedHealth Group Incorporated	
		00000	93-1103256				Home Care I.V. of Bend, LLC	OR	NIA	SCP Specialty Infusion, LLC	Ownership	100.000	UnitedHealth Group Incorporated	
		00000	27-0668812				Home Infusion With Heart, LLC	NE	NIA	AxelaCare Holdings, Inc.	Ownership	100.000	UnitedHealth Group Incorporated	
		00000	20-8910978				Hospice Inspiris Holdings, Inc.	TN	NIA	Inspiris, Inc.	Ownership	100.000	UnitedHealth Group Incorporated	
		00000					Hospitais Associados de Pernambuco Ltda.	BRA	NIA	Esho – Empresa de Serviços Hospitalares S.A.	Ownership	90.000	UnitedHealth Group Incorporated	1
		00000	98-1111920				Hospital Alvorada de Taguatinga Ltda.	BRA	NIA	Amil Assistência Médica Internacional S.A.	Ownership	78.160	UnitedHealth Group Incorporated	
		00000	98-1111920				Hospital Alvorada de Taguatinga Ltda.	BRA	NIA	Bosque Medical Center S.A.	Ownership	21.840	UnitedHealth Group Incorporated	

STATEMENT AS OF JUNE 30, 2016 OF THE UnitedHealthcare of New England, Inc.

**SCHEDULE Y**  
**PART 1A - DETAIL OF INSURANCE HOLDING COMPANY SYSTEM**

1	2	3	4	5	6	7	8	9	10	11	12	13	14	15
Group Code	Group Name	NAIC Company Code	ID Number	Federal RSSD	CIK	Name of Securities Exchange if Publicly Traded (U.S. or International)	Names of Parent, Subsidiaries Or Affiliates	Domiciliary Location	Relationship to Reporting Entity	Directly Controlled by (Name of Entity/Person)	Type of Control (Ownership, Board, Management, Attorney-in-Fact, Influence, Other)	If Control is Ownership Provide Percentage	Ultimate Controlling Entity(ies)/Person(s)	*
		.00000	98-1202916				Hospital AMA S.A.	BRA	NIA	Esho - Empresa de Serviços Hospitalares S.A.	Ownership	50.480	UnitedHealth Group Incorporated	
		.00000	98-1202916				Hospital AMA S.A.	BRA	NIA	Seisa Serviços Integrados de Saúde Ltda.	Ownership	49.520	UnitedHealth Group Incorporated	
		.00000	98-1203135				Hospital Carlos Chagas S.A.	BRA	NIA	Esho - Empresa de Serviços Hospitalares S.A.	Ownership	100.000	UnitedHealth Group Incorporated	
		.00000	98-1310065				Hospital de Clínicas de Jacarepaguá Ltda.	BRA	NIA	Esho - Empresa de Serviços Hospitalares S.A.	Ownership	99.990	UnitedHealth Group Incorporated	
		.00000	98-1310065				Hospital de Clínicas de Jacarepaguá Ltda.	BRA	NIA	Cemed Care - Empresa de Atendimento Clínico Geral Ltda.	Ownership	0.010	UnitedHealth Group Incorporated	
		.00000					Hospital Maternidade Promater Ltda.	BRA	NIA	Esho - Empresa de Serviços Hospitalares S.A.	Ownership	100.000	UnitedHealth Group Incorporated	
		.00000					Hospital Maternidade Promater Ltda.	BRA	NIA	Seisa Serviços Integrados de Saúde Ltda.	Ownership	0.000	UnitedHealth Group Incorporated	
		.00000	26-2912304				Humedica, Inc.	DE	NIA	United HealthCare Services, Inc.	Ownership	100.000	UnitedHealth Group Incorporated	
		.00000	36-4331825				Hygeia Corporation	DE	NIA	UnitedHealth International, Inc.	Ownership	100.000	UnitedHealth Group Incorporated	
		.00000	98-1099968				Hygeia Corporation	CAN	NIA	UnitedHealth Group International L.P.	Ownership	100.000	UnitedHealth Group Incorporated	
		.00000					Imed Star - Serviços de Desempenho Organizacional Ltda.	BRA	NIA	Optum Health & Technology Serviços do Brasil Ltda.	Ownership	100.000	UnitedHealth Group Incorporated	
		.00000					Imed Star - Serviços de Desempenho Organizacional Ltda.	BRA	NIA	UHG Brasil Participações S.A.	Ownership	0.000	UnitedHealth Group Incorporated	
		.00000	47-0941801				Infusource, LLC	CA	NIA	SCP Specialty Infusion, LLC	Ownership	100.000	UnitedHealth Group Incorporated	
		.00000	62-1641102				Ingram & Associates, LLC	TN	NIA	Optum360, LLC	Ownership	100.000	UnitedHealth Group Incorporated	
		.00000	88-0482274				inPharmative, Inc.	NV	NIA	Catamaran Health Solutions, LLC	Ownership	100.000	UnitedHealth Group Incorporated	
		.00000	13-4138668				INSPIRIS of New York IPA, Inc.	NY	NIA	Inspiris, Inc.	Ownership	100.000	UnitedHealth Group Incorporated	
		.00000	13-4138668				INSPIRIS of New York Management, Inc.	NY	NIA	Inspiris, Inc.	Ownership	100.000	UnitedHealth Group Incorporated	
		.00000	20-5355196				Inspiris of Tennessee, Inc.	TN	NIA	Inspiris, Inc.	Ownership	100.000	UnitedHealth Group Incorporated	
		.00000	26-2885572				INSPIRIS of Texas Physician Group	TX	NIA	Inspiris Services Company	Ownership	100.000	UnitedHealth Group Incorporated	
		.00000	26-0683057				Inspiris Services Company	TN	NIA	Inspiris, Inc.	Ownership	100.000	UnitedHealth Group Incorporated	
		.00000	33-0766366				Inspiris, Inc.	DE	NIA	Collaborative Care Holdings, LLC	Ownership	100.000	UnitedHealth Group Incorporated	
		.00000	98-1097022				International Psychological Services Pty Limited	AUS	NIA	Optum Health & Technology (Australia) Pty Ltd	Ownership	100.000	UnitedHealth Group Incorporated	
		.00000					IRX Financing I LLC	DE	NIA	OptumRx Administrative Services, LLC	Ownership	100.000	UnitedHealth Group Incorporated	
		.00000	57-1089983				IV Specialists, Inc.	SC	NIA	Ambient Healthcare, Inc.	Ownership	100.000	UnitedHealth Group Incorporated	
		.00000	32-0409538				Lifepoint Accountable Care Organization, LLC	DE	NIA	Collaborative Care Holdings, LLC	Ownership	100.000	UnitedHealth Group Incorporated	
		.00000	45-3143218				Lifepoint East, Inc.	DE	NIA	Collaborative Care Holdings, LLC	Ownership	100.000	UnitedHealth Group Incorporated	
		.00000	27-2309024				LifePrint Health, Inc.	DE	NIA	Collaborative Care Holdings, LLC	Ownership	100.000	UnitedHealth Group Incorporated	
		.00000	39-1974851				Logistics Health, Inc.	WI	NIA	OptumHealth Holdings, LLC	Ownership	100.000	UnitedHealth Group Incorporated	
		.00000	98-1137620				Lusiadas - Parcerias Cascais, S.A.	PRT	NIA	Lusiadas, SGPS, S.A.	Ownership	100.000	UnitedHealth Group Incorporated	
		.00000	98-1139095				Lusiadas A.C.E.	PRT	NIA	Lusiadas, SGPS, S.A.	Ownership	70.000	UnitedHealth Group Incorporated	
		.00000	98-1139095				Lusiadas A.C.E.	PRT	NIA	Lusiadas, S.A.	Ownership	20.000	UnitedHealth Group Incorporated	
		.00000	98-1139095				Lusiadas A.C.E.	PRT	NIA	Lusiadas - Parcerias Cascais, S.A.	Ownership	10.000	UnitedHealth Group Incorporated	
		.00000	98-1139089				Lusiadas, S.A.	PRT	NIA	Lusiadas, SGPS, S.A.	Ownership	100.000	UnitedHealth Group Incorporated	
		.00000	98-1138570				Lusiadas, SGPS, S.A.	PRT	NIA	Amil International	Ownership	100.000	UnitedHealth Group Incorporated	
		.00000					Mamoeiro - Mamografia e Ecografia, Centro de Diagnóstico, Lda.	PRT	NIA	Lusiadas, S.A.	Ownership	100.000	UnitedHealth Group Incorporated	
		.00000	52-2129787				MAMSI Insurance Resources, LLC	MD	NIA	OneNet PPO, LLC	Ownership	100.000	UnitedHealth Group Incorporated	
.0707	UnitedHealth Group Incorporated	.60321	52-1803283				MAMSI Life and Health Insurance Company	MD	IA	United HealthCare Services, Inc.	Ownership	100.000	UnitedHealth Group Incorporated	
		.00000	14-1782475				Managed Physical Network, Inc.	NY	NIA	OptumHealth Care Solutions, Inc.	Ownership	100.000	UnitedHealth Group Incorporated	
		.00000	20-2880404				March Holdings, Inc.	CA	NIA	Specialty Benefits, LLC	Ownership	100.000	UnitedHealth Group Incorporated	

STATEMENT AS OF JUNE 30, 2016 OF THE UnitedHealthcare of New England, Inc.

**SCHEDULE Y**

**PART 1A - DETAIL OF INSURANCE HOLDING COMPANY SYSTEM**

1	2	3	4	5	6	7	8	9	10	11	12	13	14	15
Group Code	Group Name	NAIC Company Code	ID Number	Federal RSSD	CIK	Name of Securities Exchange if Publicly Traded (U.S. or International)	Names of Parent, Subsidiaries Or Affiliates	Domiciliary Location	Relationship to Reporting Entity	Directly Controlled by (Name of Entity/Person)	Type of Control (Ownership, Board, Management, Attorney-in-Fact, Influence, Other)	If Control is Ownership Provide Percentage	Ultimate Controlling Entity(ies)/Person(s)	*
		.0000	20-3042852				March Vision Care, Inc.	.CA	IA	March Holdings, Inc.	Ownership	100.000	UnitedHealth Group Incorporated	
		.0000	42-1741594				MD Ops, Inc.	.CA	NIA	North American Medical Management California, Inc.	Ownership	100.000	UnitedHealth Group Incorporated	
.0707	UnitedHealth Group Incorporated	.96310	52-1169135				MD-Individual Practice Association, Inc.	.MD	IA	United HealthCare Services, Inc.	Ownership	100.000	UnitedHealth Group Incorporated	
		.0000					Medalliance Net Ltda.	.BRA	NIA	Optum Health & Technology Serviços do Brasil Ltda.	Ownership	100.000	UnitedHealth Group Incorporated	
		.0000					Medalliance Net Ltda.	.BRA	NIA	UHG Brasil Participaçoes S.A.	Ownership	0.000	UnitedHealth Group Incorporated	
		.0000	52-2178531				MEDEX Insurance Services, Inc.	.MD	NIA	FrontierMEDEX, Inc.	Ownership	100.000	UnitedHealth Group Incorporated	
		.0000	20-3824377				MedExpress Development, LLC	.FL	NIA	Urgent Care MSO, LLC	Ownership	100.000	UnitedHealth Group Incorporated	
		.0000	20-2545363				MedExpress Urgent Care of Boynton Beach, LLC	.FL	NIA	MedExpress Development, LLC	Ownership	100.000	UnitedHealth Group Incorporated	
.0707	UnitedHealth Group Incorporated	.12756	20-3391186				MedExpress Urgent Care, Inc. - Ohio	.OH	NIA	Urgent Care Holdings, Inc.	Ownership	100.000	UnitedHealth Group Incorporated	
.0707	UnitedHealth Group Incorporated	.12155	01-0788576				Medica Health Plans of Florida, Inc.	.FL	IA	United HealthCare Services, Inc.	Ownership	100.000	UnitedHealth Group Incorporated	
		.0000					Medica HealthCare Plans, Inc.	.FL	IA	United HealthCare Services, Inc.	Ownership	100.000	UnitedHealth Group Incorporated	
		.0000	26-4808018				Medical Preparatory School of Allied Health, LLC	.TX	NIA	WellMed Medical Management, Inc.	Ownership	100.000	UnitedHealth Group Incorporated	
		.0000	32-0037402				Medical Transportation Services, LLC	.FL	NIA	United HealthCare Services, Inc.	Ownership	100.000	UnitedHealth Group Incorporated	
		.0000	75-2682287				MedSynergies North Texas, Inc.	.TX	NIA	MedSynergies, Inc.	Ownership	100.000	UnitedHealth Group Incorporated	
		.0000	75-2515691				MedSynergies, Inc.	.DE	NIA	Mustang Razorback Holdings, Inc.	Ownership	100.000	UnitedHealth Group Incorporated	
		.0000	27-2252446				MHC Real Estate Holdings, LLC	.CA	NIA	Monarch Management Services, Inc.	Ownership	100.000	UnitedHealth Group Incorporated	
		.0000	20-4515146				Mission Road Pharmacy, Inc.	.CA	NIA	Salveo Specialty Pharmacy, Inc.	Ownership	100.000	UnitedHealth Group Incorporated	
		.0000	46-3949765				MN Waypoint Sports Physical Therapy, Inc.	.DE	NIA	Orthology, Inc.	Ownership	100.000	UnitedHealth Group Incorporated	
		.0000					Mobile Medical Professionals, Inc.	.IA	NIA	TeamMD Iowa, Inc.	Ownership	100.000	UnitedHealth Group Incorporated	
		.0000	31-1191553				Modern Medical, Inc.	.OH	NIA	Healthcare Solutions, Inc.	Ownership	100.000	UnitedHealth Group Incorporated	
		.0000	45-3142852				Monarch Management Services, Inc.	.DE	NIA	Collaborative Care Holdings, LLC	Ownership	100.000	UnitedHealth Group Incorporated	
		.0000					MSLA Management LLC	.DE	NIA	Logistics Health, Inc.	Ownership	100.000	UnitedHealth Group Incorporated	
		.0000					Multiangio Ltda.	.BRA	NIA	Esho - Empresa de Serviços Hospitalares S.A.	Ownership	68.000	UnitedHealth Group Incorporated	1
		.0000	47-1935798				Mustang Razorback Holdings, Inc.	.DE	NIA	OptumInsight, Inc.	Ownership	100.000	UnitedHealth Group Incorporated	
		.0000	20-3236839				NAMM Holdings, Inc.	.DE	NIA	Aveta Inc.	Ownership	100.000	UnitedHealth Group Incorporated	
.0707	UnitedHealth Group Incorporated	.95251	76-0196559				National Pacific Dental, Inc.	.TX	IA	Dental Benefit Providers, Inc.	Ownership	100.000	UnitedHealth Group Incorporated	
.0707	UnitedHealth Group Incorporated	.95123	65-0996107				Neighborhood Health Partnership, Inc.	.FL	IA	UnitedHealthcare, Inc.	Ownership	100.000	UnitedHealth Group Incorporated	
		.0000	20-4755277				Netwerkes, LLC	.TN	NIA	Payment Resolution Services, LLC	Ownership	100.000	UnitedHealth Group Incorporated	
		.0000	46-3584152				Nevada Medical Services LLC	.NV	NIA	Collaborative Care Services, Inc.	Ownership	100.000	UnitedHealth Group Incorporated	
.0707	UnitedHealth Group Incorporated	.95758	88-0228572				Nevada Pacific Dental	.NV	IA	Dental Benefit Providers, Inc.	Ownership	100.000	UnitedHealth Group Incorporated	
		.0000					North American Medical Management - Illinois, Inc.	.IL	NIA	NAMM Holdings, Inc.	Ownership	100.000	UnitedHealth Group Incorporated	
		.0000	36-3984647				North American Medical Management California, Inc.	.TN	NIA	NAMM Holdings, Inc.	Ownership	100.000	UnitedHealth Group Incorporated	
		.0000	33-0673955				Northern Nevada Health Network, Inc.	.NV	NIA	Sierra Health Services, Inc.	Ownership	100.000	UnitedHealth Group Incorporated	
		.0000	88-0245121				Nutritional/Parenteral Home Care of Decatur, Inc.	.AL	NIA	Nutritional/Parenteral Home Care, Inc.	Ownership	100.000	UnitedHealth Group Incorporated	
		.0000	63-0954765				Nutritional/Parenteral Home Care of Huntsville, Inc.	.AL	NIA	Nutritional/Parenteral Home Care, Inc.	Ownership	100.000	UnitedHealth Group Incorporated	
		.0000	63-0964525				Nutritional/Parenteral Home Care, Inc.	.AL	NIA	Ambient Healthcare, Inc.	Ownership	100.000	UnitedHealth Group Incorporated	
		.0000	63-1284325				OneNet PPO, LLC	.MD	NIA	UnitedHealthcare Insurance Company	Ownership	100.000	UnitedHealth Group Incorporated	
.0707	UnitedHealth Group Incorporated	.96940	52-1518174				Optimum Choice, Inc.	.MD	IA	United HealthCare Services, Inc.	Ownership	100.000	UnitedHealth Group Incorporated	
		.0000	47-0858534	3202702			Optum Bank, Inc.	.UT	NIA	OptumHealth Financial Services, Inc.	Ownership	100.000	UnitedHealth Group Incorporated	
		.0000	36-3437660				Optum Biometrics, Inc.	.IL	NIA	OptumHealth Care Solutions, Inc.	Ownership	100.000	UnitedHealth Group Incorporated	
		.0000	45-3142512				Optum Clinical Services, Inc.	.DE	NIA	Collaborative Care Holdings, LLC	Ownership	100.000	UnitedHealth Group Incorporated	
		.0000	37-1782217				Optum Clinics Holdings, Inc.	.DE	NIA	Collaborative Care Holdings, LLC	Ownership	97.200	UnitedHealth Group Incorporated	1

165

**SCHEDULE Y**  
**PART 1A - DETAIL OF INSURANCE HOLDING COMPANY SYSTEM**

1	2	3	4	5	6	7	8	9	10	11	12	13	14	15
Group Code	Group Name	NAIC Company Code	ID Number	Federal RSSD	CIK	Name of Securities Exchange if Publicly Traded (U.S. or International)	Names of Parent, Subsidiaries Or Affiliates	Domiciliary Location	Relationship to Reporting Entity	Directly Controlled by (Name of Entity/Person)	Type of Control (Ownership, Board, Management, Attorney-in-Fact, Influence, Other)	If Control is Ownership Provide Percentage	Ultimate Controlling Entity(ies)/Person(s)	*
		00000	38-3969193				Optum Clinics Intermediate Holdings, Inc.	DE	NIA	Optum Clinics Holdings, Inc. UnitedHealthcare International II	Ownership	100.000	UnitedHealth Group Incorporated	
		00000	98-1307821				Optum Global Solutions (Ireland) Limited	IRL	NIA	S.á.r.l.	Ownership	100.000	UnitedHealth Group Incorporated	
		00000	98-1201187				Optum Global Solutions International B.V.	NLD	NIA	Optum Technology, Inc.	Ownership	100.000	UnitedHealth Group Incorporated	
		00000	04-3574101				Optum Government Solutions, Inc.	DE	NIA	OptumInsight, Inc.	Ownership	100.000	UnitedHealth Group Incorporated	
		00000					Optum Health & Technology (Australia) Pty Ltd	AUS	NIA	Optum UK Solutions Group Limited	Ownership	100.000	UnitedHealth Group Incorporated	
		00000	98-1095799				Optum Health & Technology (India) Private Limited	IND	NIA	OptumHealth International B.V.	Ownership	99.996	UnitedHealth Group Incorporated	
		00000	98-1095799				Optum Health & Technology (India) Private Limited	IND	NIA	United Behavioral Health	Ownership	0.004	UnitedHealth Group Incorporated	
		00000					Optum Health & Technology (Singapore) Pte. Ltd.	SGP	NIA	OptumHealth International B.V.	Ownership	100.000	UnitedHealth Group Incorporated	
		00000	98-1095879				Optum Health & Technology (UK) Limited	GBR	NIA	Optum UK Solutions Group Limited	Ownership	100.000	UnitedHealth Group Incorporated	
		00000	20-2149493				Optum Health & Technology (US), LLC	MO	NIA	United Behavioral Health	Ownership	100.000	UnitedHealth Group Incorporated	
		00000	43-1747235				Optum Health & Technology Holdings (US), LLC	MO	NIA	Optum, Inc.	Ownership	100.000	UnitedHealth Group Incorporated	
		00000	98-1184561				Optum Health & Technology Serviços do Brasil Ltda.	BRA	NIA	OptumHealth International B.V.	Ownership	99.996	UnitedHealth Group Incorporated	
		00000	98-1184561				Optum Health & Technology Serviços do Brasil Ltda.	BRA	NIA	OptumInsight, Inc.	Ownership	0.004	UnitedHealth Group Incorporated	
		00000	98-1276517				Optum Health and Technology FZ-LLC	ARE	NIA	Optum Global Solutions International B.V. Optum Health & Technology Holdings (US), LLC	Ownership	100.000	UnitedHealth Group Incorporated	
		00000	98-1097921				Optum Health Services (Canada) Ltd.	CAN	NIA	Optum UK Solutions Group Limited	Ownership	100.000	UnitedHealth Group Incorporated	
		00000	98-1147355				Optum Health Solutions (UK) Limited	GBR	NIA	Optum UK Solutions Group Limited	Ownership	100.000	UnitedHealth Group Incorporated	
		00000	20-0212381				Optum Hospice Pharmacy Services, LLC	DE	NIA	Catamaran Health Solutions, LLC	Ownership	100.000	UnitedHealth Group Incorporated	
		00000	46-4734521				Optum Labs Dimensions, Inc.	DE	NIA	Optum Labs, Inc.	Ownership	100.000	UnitedHealth Group Incorporated	
		00000	98-1249178				Optum Labs International (UK) Ltd.	GBR	NIA	Optum, Inc.	Ownership	100.000	UnitedHealth Group Incorporated	
		00000	46-1615964				Optum Labs, Inc.	DE	NIA	Optum, Inc.	Ownership	100.000	UnitedHealth Group Incorporated	
		00000	98-1209730				Optum Life Sciences (Canada) Inc.	CAN	NIA	OptumInsight Life Sciences, Inc.	Ownership	100.000	UnitedHealth Group Incorporated	
		00000	98-1098190				Optum Management Consulting (Shanghai) Co., Ltd.	CHN	NIA	Optum Health & Technology Holdings (US), LLC	Ownership	100.000	UnitedHealth Group Incorporated	
		00000	90-1001805				Optum Nevada Accountable Care Organization LLC	DE	NIA	Collaborative Care Holdings, LLC	Ownership	100.000	UnitedHealth Group Incorporated	
		00000	20-8911466				Optum Palliative and Hospice Care of Pennsylvania, Inc.	TN	NIA	Hospice Inspiris Holdings, Inc.	Ownership	100.000	UnitedHealth Group Incorporated	
		00000	20-8911303				Optum Palliative and Hospice Care of Texas, Inc.	TN	NIA	Hospice Inspiris Holdings, Inc.	Ownership	100.000	UnitedHealth Group Incorporated	
		00000	30-0226127				Optum Palliative and Hospice Care, Inc.	DE	NIA	Collaborative Care Holdings, LLC	Ownership	100.000	UnitedHealth Group Incorporated	
		00000	20-4581265				Optum Public Sector Solutions, Inc.	DE	NIA	OptumInsight, Inc.	Ownership	100.000	UnitedHealth Group Incorporated	
		00000	46-3328009				Optum Rocket, Inc.	DE	NIA	OptumInsight, Inc.	Ownership	100.000	UnitedHealth Group Incorporated	
		00000	45-4683454				Optum Services, Inc.	DE	NIA	Optum, Inc.	Ownership	100.000	UnitedHealth Group Incorporated	
		00000					Optum Solutions do Brasil – Tecnologia e Serviços de Suporte Ltda.	BRA	NIA	Optum Global Solutions International B.V.	Ownership	100.000	UnitedHealth Group Incorporated	
		00000					Optum Solutions do Brasil – Tecnologia e Serviços de Suporte Ltda.	BRA	NIA	OptumHealth International B.V.	Ownership	0.000	UnitedHealth Group Incorporated	
		00000	98-0644599				Optum Solutions UK Holdings Limited	GBR	NIA	Optum, Inc.	Ownership	100.000	UnitedHealth Group Incorporated	
		00000	46-5713629				Optum Technology, Inc.	DE	NIA	Optum, Inc.	Ownership	100.000	UnitedHealth Group Incorporated	
		00000	98-1097769				Optum UK Solutions Group Limited	GBR	NIA	Optum Solutions UK Holdings Limited	Ownership	100.000	UnitedHealth Group Incorporated	
		00000	30-0580620	3119994			Optum, Inc.	DE	NIA	United HealthCare Services, Inc.	Ownership	100.000	UnitedHealth Group Incorporated	



STATEMENT AS OF JUNE 30, 2016 OF THE UnitedHealthcare of New England, Inc.

**SCHEDULE Y**  
**PART 1A - DETAIL OF INSURANCE HOLDING COMPANY SYSTEM**

1	2	3	4	5	6	7	8	9	10	11	12	13	14	15
Group Code	Group Name	NAIC Company Code	ID Number	Federal RSSD	CIK	Name of Securities Exchange if Publicly Traded (U.S. or International)	Names of Parent, Subsidiaries Or Affiliates	Domiciliary Location	Relationship to Reporting Entity	Directly Controlled by (Name of Entity/Person)	Type of Control (Ownership, Board, Management, Attorney-in-Fact, Influence, Other)	If Control is Ownership Provide Percentage	Ultimate Controlling Entity(ies)/Person(s)	*
		00000	46-3983926				Optum360 Services, Inc.	DE	NIA	Optum Rocket, Inc.	Ownership	69.000	UnitedHealth Group Incorporated	1
		00000	46-3328307				Optum360, LLC	DE	NIA	Optum Rocket, Inc.	Ownership	75.000	UnitedHealth Group Incorporated	1
		00000	41-1591944				OptumHealth Care Solutions, Inc.	MN	NIA	OptumHealth Holdings, LLC	Ownership	100.000	UnitedHealth Group Incorporated	
		00000	47-0858530				OptumHealth Financial Services, Inc.	DE	NIA	OptumHealth Holdings, LLC	Ownership	100.000	UnitedHealth Group Incorporated	
		00000	47-1192395				OptumHealth Holdings, LLC	DE	NIA	Optum, Inc.	Ownership	100.000	UnitedHealth Group Incorporated	
		00000	98-1106868				OptumHealth International B.V.	NLD	NIA	Optum, Inc.	Ownership	100.000	UnitedHealth Group Incorporated	
		00000	04-3383745				OptumInsight Holdings, LLC	DE	NIA	Optum, Inc.	Ownership	100.000	UnitedHealth Group Incorporated	
		00000	41-1858498				OptumInsight Life Sciences, Inc.	DE	NIA	OptumInsight, Inc.	Ownership	100.000	UnitedHealth Group Incorporated	
		00000	75-2578509				OptumInsight, Inc.	DE	NIA	OptumInsight Holdings, LLC	Ownership	100.000	UnitedHealth Group Incorporated	
		00000	47-4734235				OptumRx Administrative Services, LLC	TX	NIA	Catamaran Holdings I, LLC	Ownership	100.000	UnitedHealth Group Incorporated	
		00000	47-1734077				OptumRx Group Holdings, Inc.	DE	NIA	Optum, Inc.	Ownership	100.000	UnitedHealth Group Incorporated	
		00000	47-1734077				OptumRx Holdings, LLC	DE	NIA	Optum, Inc.	Ownership	100.000	UnitedHealth Group Incorporated	
		00000	47-1734077				OptumRx Home Delivery of Illinois, LLC	IL	NIA	OptumRx PBM of Illinois, Inc.	Ownership	100.000	UnitedHealth Group Incorporated	
		00000	34-1472211				OptumRx Home Delivery of Ohio, Inc.	OH	NIA	First Rx Specialty and Mail Services, LLC	Ownership	100.000	UnitedHealth Group Incorporated	
		00000	20-0151096				OptumRx NY IPA, Inc.	NY	NIA	OptumRx, Inc.	Ownership	100.000	UnitedHealth Group Incorporated	
		00000	11-2581812				OptumRx PBM of Illinois, Inc.	DE	NIA	OptumRx Administrative Services, LLC	Ownership	100.000	UnitedHealth Group Incorporated	
		00000	88-0361447				OptumRx PBM of Maryland, Inc.	NV	NIA	Catamaran Health Solutions, LLC	Ownership	100.000	UnitedHealth Group Incorporated	
		00000	03-0592263				OptumRx PBM of Pennsylvania, LLC	PA	NIA	Catamaran of Pennsylvania, LLC	Ownership	100.000	UnitedHealth Group Incorporated	
		00000	38-3693753				OptumRx PBM of Wisconsin, LLC	WI	NIA	OptumRx PBM of Illinois, Inc.	Ownership	100.000	UnitedHealth Group Incorporated	
		00000	61-1485410				OptumRx PD of Maryland, Inc.	NV	NIA	OptumRx PBM of Maryland, Inc.	Ownership	100.000	UnitedHealth Group Incorporated	
		00000	47-3146510				OptumRx Pharmacy, Inc.	DE	NIA	OptumRx, Inc.	Ownership	100.000	UnitedHealth Group Incorporated	
		00000	33-0441200				OptumRx, Inc.	CA	NIA	OptumRx Holdings, LLC	Ownership	100.000	UnitedHealth Group Incorporated	
		00000	46-2881462				Orthology Mid-Atlantic, Inc.	DE	NIA	Orthology, Inc.	Ownership	100.000	UnitedHealth Group Incorporated	
		00000	46-2742615				Orthology, Inc.	DE	NIA	UnitedHealth Group Ventures, LLC	Ownership	80.000	UnitedHealth Group Incorporated	1
		00000	13-3960641				OrthoNet Holdings, Inc.	DE	NIA	OptumHealth Care Solutions, Inc.	Ownership	100.000	UnitedHealth Group Incorporated	
		00000	13-3818652				OrthoNet LLC	NY	NIA	OrthoNet Holdings, Inc.	Ownership	100.000	UnitedHealth Group Incorporated	
		00000	13-4025898				OrthoNet New York IPA, Inc.	NY	NIA	OrthoNet Holdings, Inc.	Ownership	100.000	UnitedHealth Group Incorporated	
		00000	30-0029448				OrthoNet of the Mid-Atlantic, Inc.	DE	IA	OrthoNet Holdings, Inc.	Ownership	100.000	UnitedHealth Group Incorporated	
		00000	26-2884306				OrthoNet of the South, Inc.	DE	NIA	OrthoNet Holdings, Inc.	Ownership	100.000	UnitedHealth Group Incorporated	
		00000	46-1581769				OrthoNet Services, Inc.	DE	NIA	OrthoNet Holdings, Inc.	Ownership	100.000	UnitedHealth Group Incorporated	
		00000	20-0221966				OrthoNet West, Inc.	DE	NIA	OrthoNet Holdings, Inc.	Ownership	100.000	UnitedHealth Group Incorporated	
		00000	41-1921007				Ovations, Inc.	DE	NIA	United HealthCare Services, Inc.	Ownership	100.000	UnitedHealth Group Incorporated	
		00000	06-1587795				Oxford Benefit Management, Inc.	CT	NIA	Oxford Health Plans LLC	Ownership	100.000	UnitedHealth Group Incorporated	
.0707	UnitedHealth Group Incorporated	78026	22-2797560				Oxford Health Insurance, Inc.	NY	IA	UnitedHealthcare Insurance Company	Ownership	100.000	UnitedHealth Group Incorporated	
.0707	UnitedHealth Group Incorporated	96798	06-1181201				Oxford Health Plans (CT), Inc.	CT	IA	Oxford Health Plans LLC	Ownership	100.000	UnitedHealth Group Incorporated	
.0707	UnitedHealth Group Incorporated	95506	22-2745725				Oxford Health Plans (NJ), Inc.	NJ	IA	Oxford Health Plans LLC	Ownership	100.000	UnitedHealth Group Incorporated	
.0707	UnitedHealth Group Incorporated	95479	06-1181200				Oxford Health Plans (NY), Inc.	NY	IA	Oxford Health Plans LLC	Ownership	100.000	UnitedHealth Group Incorporated	
		00000	52-2443751				Oxford Health Plans LLC	DE	NIA	UnitedHealth Group Incorporated	Ownership	100.000	UnitedHealth Group Incorporated	
		00000	46-3531389				P2 Lower Acquisition, LLC	DE	NIA	Progressive Enterprises Holdings, Inc.	Ownership	100.000	UnitedHealth Group Incorporated	
.0707	UnitedHealth Group Incorporated	70785	35-1137395				PacificCare Life and Health Insurance Company	IN	IA	United HealthCare Services, Inc.	Ownership	100.000	UnitedHealth Group Incorporated	
.0707	UnitedHealth Group Incorporated	84506	95-2829463				PacificCare Life Assurance Company	CO	IA	United HealthCare Services, Inc.	Ownership	100.000	UnitedHealth Group Incorporated	
.0707	UnitedHealth Group Incorporated	95617	94-3267522				PacificCare of Arizona, Inc.	AZ	IA	United HealthCare Services, Inc.	Ownership	100.000	UnitedHealth Group Incorporated	
.0707	UnitedHealth Group Incorporated	95434	84-1011378				PacificCare of Colorado, Inc.	CO	IA	United HealthCare Services, Inc.	Ownership	100.000	UnitedHealth Group Incorporated	
.0707	UnitedHealth Group Incorporated	95685	86-0875231				PacificCare of Nevada, Inc.	NV	IA	United HealthCare Services, Inc.	Ownership	100.000	UnitedHealth Group Incorporated	
		00000	62-1451147				Payment Resolution Services, LLC	TN	NIA	OptumInsight, Inc.	Ownership	100.000	UnitedHealth Group Incorporated	
		00000	75-3265056				PCCCV, Inc.	CA	NIA	PrimeCare Medical Network, Inc.	Ownership	100.000	UnitedHealth Group Incorporated	
		00000	20-2447772				PCN DE Corp.	DE	NIA	OptumRx PBM of Illinois, Inc.	Ownership	100.000	UnitedHealth Group Incorporated	
		00000	68-0044962				Perham Physical Therapy, LTD.	MN	NIA	Orthology, Inc.	Ownership	100.000	UnitedHealth Group Incorporated	
		00000	68-0044962				Pharmaceutical Care Network	CA	NIA	PCN DE Corp.	Ownership	100.000	UnitedHealth Group Incorporated	

STATEMENT AS OF JUNE 30, 2016 OF THE UnitedHealthcare of New England, Inc.

**SCHEDULE Y**

**PART 1A - DETAIL OF INSURANCE HOLDING COMPANY SYSTEM**

1	2	3	4	5	6	7	8	9	10	11	12	13	14	15
Group Code	Group Name	NAIC Company Code	ID Number	Federal RSSD	CIK	Name of Securities Exchange if Publicly Traded (U.S. or International)	Names of Parent, Subsidiaries Or Affiliates	Domiciliary Location	Relationship to Reporting Entity	Directly Controlled by (Name of Entity/Person)	Type of Control (Ownership, Board, Management, Attorney-in-Fact, Influence, Other)	If Control is Ownership Provide Percentage	Ultimate Controlling Entity(ies)/Person(s)	*
		.0000	04-3722897				Pharmacy Review Services, LLC	FL	NIA	Tmesys, LLC	Ownership	100.000	UnitedHealth Group Incorporated	
		.0000	35-2288416				PHC Subsidiary Holdings, LLC	TX	NIA	UnitedHealthCare Services, Inc.	Ownership	100.000	UnitedHealth Group Incorporated	
		.0000	20-8016933				PHYS Holding Corp.	DE	NIA	MedSynergies, Inc.	Ownership	100.000	UnitedHealth Group Incorporated	
		.0000	20-8016984				PhysServe Holdings, Inc.	DE	NIA	MedSynergies, Inc.	Ownership	100.000	UnitedHealth Group Incorporated	
		.0000	80-0654665				Physician Care Partners, Inc.	IL	NIA	North American Medical Management - Illinois, Inc.	Ownership	100.000	UnitedHealth Group Incorporated	
.0707	UnitedHealth Group Incorporated	11494	04-3677255				Physicians Health Choice of Texas, LLC	TX	IA	PHC Subsidiary Holdings, LLC	Ownership	100.000	UnitedHealth Group Incorporated	
		.0000	52-1162824				Physicians Health Plan of Maryland, Inc.	MD	NIA	United HealthCare Services, Inc.	Ownership	100.000	UnitedHealth Group Incorporated	
		.0000					Plus One Health Management Puerto Rico, Inc.	PR	NIA	Plus One Holdings, Inc.	Ownership	100.000	UnitedHealth Group Incorporated	
		.0000	13-3613705				Plus One Holdings, Inc.	DE	NIA	OptumHealth Care Solutions, Inc.	Ownership	100.000	UnitedHealth Group Incorporated	
		.0000	80-0670247				PMI Acquisition, LLC	DE	NIA	Progressive Solutions, LLC	Ownership	100.000	UnitedHealth Group Incorporated	
		.0000	27-0920536				PMSI Holdco II, LLC	DE	NIA	P2 Lower Acquisition, LLC	Ownership	100.000	UnitedHealth Group Incorporated	
		.0000	26-3148744				PMSI Holdings, LLC	DE	NIA	PMSI Holdco II, LLC	Ownership	100.000	UnitedHealth Group Incorporated	
		.0000	59-3166848				PMSI Settlement Solutions, LLC	FL	NIA	PMSI Holdings, LLC	Ownership	100.000	UnitedHealth Group Incorporated	
		.0000	56-2422696				PMSI, LLC	FL	NIA	PMSI Holdings, LLC	Ownership	100.000	UnitedHealth Group Incorporated	
		.0000	98-1083164				Polar II Fundo de Investimento em Participações	BRA	NIA	UnitedHealthcare International IV S.á.r.l.	Ownership	100.000	UnitedHealth Group Incorporated	
		.0000	47-5563848				Polo Holdco, LLC	DE	NIA	Collaborative Care Holdings, LLC	Ownership	80.100	UnitedHealth Group Incorporated	1
		.0000	75-2741619				ppoONE, Inc.	DE	NIA	United HealthCare Services, Inc.	Ownership	100.000	UnitedHealth Group Incorporated	
		.0000	65-0683927				Preferred Care Partners Holding, Corp.	FL	NIA	United HealthCare Services, Inc.	Ownership	100.000	UnitedHealth Group Incorporated	
		.0000	26-1845018				Preferred Care Partners Medical Group, Inc.	FL	NIA	Preferred Care Partners Holding, Corp.	Ownership	100.000	UnitedHealth Group Incorporated	
.0707	UnitedHealth Group Incorporated	11176	65-0885893				Preferred Care Partners, Inc.	FL	IA	Preferred Care Partners Holding, Corp.	Ownership	100.000	UnitedHealth Group Incorporated	
		.0000	75-3265059				Premier Choice ACO, Inc.	CA	NIA	PrimeCare Medical Network, Inc.	Ownership	100.000	UnitedHealth Group Incorporated	
		.0000	88-0253112				Prime Health, Inc.	NV	NIA	Sierra Health Services, Inc.	Ownership	100.000	UnitedHealth Group Incorporated	
		.0000	33-0607478				PrimeCare Medical Network, Inc.	CA	IA	NAMM Holdings, Inc.	Ownership	100.000	UnitedHealth Group Incorporated	
		.0000	87-0757397				PrimeCare of Citrus Valley, Inc.	CA	NIA	PrimeCare Medical Network, Inc.	Ownership	80.000	UnitedHealth Group Incorporated	1
		.0000	33-0674407				PrimeCare of Corona, Inc.	CA	NIA	PrimeCare Medical Network, Inc.	Ownership	100.000	UnitedHealth Group Incorporated	
		.0000	33-0674401				PrimeCare of Hemet Valley, Inc.	CA	NIA	PrimeCare Medical Network, Inc.	Ownership	100.000	UnitedHealth Group Incorporated	
		.0000	33-0674408				PrimeCare of Inland Valley, Inc.	CA	NIA	PrimeCare Medical Network, Inc.	Ownership	100.000	UnitedHealth Group Incorporated	
		.0000	33-0674402				PrimeCare of Moreno Valley, Inc.	CA	NIA	PrimeCare Medical Network, Inc.	Ownership	100.000	UnitedHealth Group Incorporated	
		.0000	33-0674400				PrimeCare of Redlands, Inc.	CA	NIA	PrimeCare Medical Network, Inc.	Ownership	100.000	UnitedHealth Group Incorporated	
		.0000	33-0674404				PrimeCare of Riverside, Inc.	CA	NIA	PrimeCare Medical Network, Inc.	Ownership	100.000	UnitedHealth Group Incorporated	
		.0000	14-1915328				PrimeCare of San Bernardino, Inc.	CA	NIA	PrimeCare Medical Network, Inc.	Ownership	100.000	UnitedHealth Group Incorporated	
		.0000	33-0698439				PrimeCare of Sun City, Inc.	CA	NIA	PrimeCare Medical Network, Inc.	Ownership	100.000	UnitedHealth Group Incorporated	
		.0000	33-0674409				PrimeCare of Temecula, Inc.	CA	NIA	PrimeCare Medical Network, Inc.	Ownership	100.000	UnitedHealth Group Incorporated	
		.0000	14-1873402				Procura Management, Inc.	DE	NIA	Healthcare Solutions, Inc.	Ownership	100.000	UnitedHealth Group Incorporated	
		.0000	27-4371197				Progressive Enterprises Holdings, Inc.	DE	NIA	OptumRx, Inc.	Ownership	100.000	UnitedHealth Group Incorporated	
		.0000	31-1192384				Progressive Medical, LLC	OH	NIA	PMI Acquisition, LLC	Ownership	100.000	UnitedHealth Group Incorporated	
		.0000	90-0642980				Progressive Solutions, LLC	DE	NIA	P2 Lower Acquisition, LLC	Ownership	100.000	UnitedHealth Group Incorporated	
		.0000	32-0229091				ProHEALTH Fitness of Lake Success, LLC	NY	NIA	ProHEALTH Medical Management, LLC	Ownership	82.620	UnitedHealth Group Incorporated	1
		.0000	47-1049961				ProHEALTH Medical Management, LLC	DE	NIA	Collaborative Care Holdings, LLC	Ownership	80.000	UnitedHealth Group Incorporated	1
		.0000	45-5470737				ProHealth Physicians ACO, LLC	CT	NIA	ProHealth Physicians, Inc.	Ownership	100.000	UnitedHealth Group Incorporated	
		.0000	06-1446075				ProHealth Physicians, Inc.	CT	NIA	Polo Holdco, LLC	Ownership	100.000	UnitedHealth Group Incorporated	
		.0000	32-0455430				ProHealth Proton Center Management, LLC	DE	NIA	ProHEALTH Medical Management, LLC	Ownership	100.000	UnitedHealth Group Incorporated	
		.0000	57-0861358				Pronetics Health Care Group, Inc.	SC	NIA	Ambient Healthcare, Inc.	Ownership	100.000	UnitedHealth Group Incorporated	
		.0000	98-1103015				QSSI Technologies India Private Limited	JND	NIA	B.V.	Ownership	99.900	UnitedHealth Group Incorporated	
		.0000	98-1103015				QSSI Technologies India Private Limited	JND	NIA	UnitedHealth International, Inc.	Ownership	0.100	UnitedHealth Group Incorporated	
		.0000	52-2016292				Quality Software Services, Inc.	MD	NIA	OptumInsight, Inc.	Ownership	100.000	UnitedHealth Group Incorporated	

**SCHEDULE Y**  
**PART 1A - DETAIL OF INSURANCE HOLDING COMPANY SYSTEM**

1	2	3	4	5	6	7	8	9	10	11	12	13	14	15
Group Code	Group Name	NAIC Company Code	ID Number	Federal RSSD	CIK	Name of Securities Exchange if Publicly Traded (U.S. or International)	Names of Parent, Subsidiaries Or Affiliates	Domiciliary Location	Relationship to Reporting Entity	Directly Controlled by (Name of Entity/Person)	Type of Control (Ownership, Board, Management, Attorney-in-Fact, Influence, Other)	If Control is Ownership Provide Percentage	Ultimate Controlling Entity(ies)/Person(s)	*
		.0000	26-3168754				R&H Family Fitness Unlimited LLC	TX	NIA	WellMed Medical Management, Inc.	Ownership	100.000	UnitedHealth Group Incorporated	
		.0000	35-2493256				Rally Health, Inc.	DE	NIA	Optum Services, Inc.	Ownership	100.000	UnitedHealth Group Incorporated	
		.0000	80-0947972				Real Appeal, Inc.	DE	NIA	UnitedHealth Group Ventures, LLC	Ownership	98.000	UnitedHealth Group Incorporated	3
		.0000	45-2219585				Salveo Specialty Pharmacy, Inc.	DE	NIA	OptumRx Administrative Services, LLC	Ownership	100.000	UnitedHealth Group Incorporated	
		.0000	27-2635371				SCP Specialty Infusion, LLC	DE	NIA	AxelaCare Holdings, Inc.	Ownership	100.000	UnitedHealth Group Incorporated	
		.0000	88-0492251				ScriptNet, LLC	DE	NIA	Healthcare Solutions, Inc.	Ownership	100.000	UnitedHealth Group Incorporated	
		.0000					ScriptSwitch Limited	GBR	NIA	Optum UK Solutions Group Limited	Ownership	100.000	UnitedHealth Group Incorporated	
		.0000	98-1202716				Seisa Serviços Integrados de Saúde Ltda.	BRA	NIA	Amil Assistência Médica Internacional S.A.	Ownership	100.000	UnitedHealth Group Incorporated	
		.0000	98-1202716				Seisa Serviços Integrados de Saúde Ltda.	BRA	NIA	Cemed Care - Empresa de Atendimento Clínico Geral Ltda.	Ownership	0.000	UnitedHealth Group Incorporated	
		.0000	20-4763091				Senior Care Partners, Inc.	IL	NIA	North American Medical Management - Illinois, Inc.	Ownership	100.000	UnitedHealth Group Incorporated	
		.0000	27-1533951				Serquinox Holdings LLC	DE	NIA	AxelaCare Holdings, Inc.	Ownership	100.000	UnitedHealth Group Incorporated	
		.0000	27-1533840				Serquinox LLC	DE	NIA	Serquinox Holdings LLC	Ownership	100.000	UnitedHealth Group Incorporated	
.0707	UnitedHealth Group Incorporated	.71420	94-0734860				Sierra Health and Life Insurance Company, Inc.	NV	IA	Sierra Health Services, Inc.	Ownership	100.000	UnitedHealth Group Incorporated	
		.0000	88-0200415				Sierra Health Services, Inc.	NV	NIA	UnitedHealthcare, Inc.	Ownership	100.000	UnitedHealth Group Incorporated	
		.0000	88-0254322				Sierra Health-Care Options, Inc.	NV	NIA	Sierra Health Services, Inc.	Ownership	100.000	UnitedHealth Group Incorporated	
		.0000	88-0385705				Sierra Home Medical Products, Inc.	NV	NIA	Sierra Health Services, Inc.	Ownership	100.000	UnitedHealth Group Incorporated	
		.0000	88-0264562				Sierra Nevada Administrators, Inc.	NV	NIA	Sierra Health Services, Inc.	Ownership	100.000	UnitedHealth Group Incorporated	
		.0000	20-3741084				Sirona Infusion, L.L.C.	AZ	NIA	SCP Specialty Infusion, LLC	Ownership	100.000	UnitedHealth Group Incorporated	
		.0000	88-0201420				Southwest Medical Associates, Inc.	NV	NIA	Sierra Health Services, Inc.	Ownership	100.000	UnitedHealth Group Incorporated	
		.0000	38-2609888				Southwest Michigan Health Network Inc.	MI	NIA	UnitedHealthcare, Inc.	Ownership	100.000	UnitedHealth Group Incorporated	
		.0000	41-1921983				Specialty Benefits, LLC	DE	NIA	United HealthCare Services, Inc.	Ownership	100.000	UnitedHealth Group Incorporated	
		.0000	71-0886811				Spectera of New York, IPA, Inc.	NY	NIA	Spectera, Inc.	Ownership	100.000	UnitedHealth Group Incorporated	
		.0000	52-1260282				Spectera, Inc.	MD	NIA	Specialty Benefits, LLC	Ownership	100.000	UnitedHealth Group Incorporated	
		.0000	46-5587702				Spotlite, Inc.	DE	NIA	Rally Health, Inc.	Ownership	100.000	UnitedHealth Group Incorporated	
		.0000	27-0008097				StoneRiver P2P Link, LLC	DE	NIA	StoneRiver Pharmacy Solutions, LLC	Ownership	100.000	UnitedHealth Group Incorporated	
		.0000	62-1770924				StoneRiver Pharmacy Solutions, LLC	DE	NIA	Progressive Solutions, LLC	Ownership	100.000	UnitedHealth Group Incorporated	
		.0000	90-0884047				Summit Home Infusion, LLC	DE	NIA	AxelaCare Holdings, Inc.	Ownership	100.000	UnitedHealth Group Incorporated	
		.0000					SXC Comet, LLC	DE	NIA	OptumRx Administrative Services, LLC	Ownership	100.000	UnitedHealth Group Incorporated	
.0707	UnitedHealth Group Incorporated	.84549	46-1536748				Symphonix Health Holdings, LLC	DE	NIA	United HealthCare Services, Inc.	Ownership	100.000	UnitedHealth Group Incorporated	
		.0000	38-2044243				Symphonix Health Insurance, Inc.	IL	IA	Symphonix Health Holdings, LLC	Ownership	100.000	UnitedHealth Group Incorporated	
		.0000					TeamMD Holdings, Inc.	DE	NIA	UnitedHealth Group Ventures, LLC	Ownership	80.000	UnitedHealth Group Incorporated	1
		.0000					TeamMD Iowa, Inc.	DE	NIA	TeamMD Holdings, Inc.	Ownership	100.000	UnitedHealth Group Incorporated	
		.0000	56-1970224				The Levin Group, Inc.	NC	NIA	Optum Public Sector Solutions, Inc.	Ownership	100.000	UnitedHealth Group Incorporated	
		.0000	25-1825549				Three Rivers Holdings, Inc.	DE	NIA	AmeriChoice Corporation	Ownership	100.000	UnitedHealth Group Incorporated	
		.0000	59-3143128				Tmesys, LLC	FL	NIA	PMSI Holdings, LLC	Ownership	100.000	UnitedHealth Group Incorporated	
		.0000					Topimagem Diagnóstico por Imagem Ltda.	BRA	NIA	Esho - Empresa de Serviços Hospitalares S.A.	Ownership	89.000	UnitedHealth Group Incorporated	1
		.0000	52-1431155				Travel Express Incorporated	MD	NIA	FrontierMEDEX, Inc.	Ownership	100.000	UnitedHealth Group Incorporated	
		.0000	20-4963945				Trinity Infusion, Inc.	NC	NIA	Ambient Healthcare, Inc.	Ownership	100.000	UnitedHealth Group Incorporated	
		.0000	94-3077084				U.S. Behavioral Health Plan, California	CA	IA	United Behavioral Health	Ownership	100.000	UnitedHealth Group Incorporated	
		.0000	98-1113428				UHC Global Health Services BC Ltd.	CAN	NIA	UnitedHealthcare Global Canada Limited	Ownership	100.000	UnitedHealth Group Incorporated	
		.0000	41-1913059				UHC International Services, Inc.	DE	NIA	UnitedHealth Group Incorporated	Ownership	100.000	UnitedHealth Group Incorporated	
		.0000	95-2931460				UHC of California	CA	IA	United HealthCare Services, Inc.	Ownership	100.000	UnitedHealth Group Incorporated	
		.0000					UHG Brasil Participações S.A.	BRA	NIA	Polar II Fundo de Investimento em Participações	Ownership	100.000	UnitedHealth Group Incorporated	
		.0000	41-1921008				UHC Holdings, Inc.	DE	NIA	United HealthCare Services, Inc.	Ownership	100.000	UnitedHealth Group Incorporated	
		.0000	14-1892398				Ultima Rx, LLC	FL	NIA	United HealthCare Services, Inc.	Ownership	100.000	UnitedHealth Group Incorporated	

STATEMENT AS OF JUNE 30, 2016 OF THE UnitedHealthcare of New England, Inc.

**SCHEDULE Y**  
**PART 1A - DETAIL OF INSURANCE HOLDING COMPANY SYSTEM**

1	2	3	4	5	6	7	8	9	10	11	12	13	14	15
Group Code	Group Name	NAIC Company Code	ID Number	Federal RSSD	CIK	Name of Securities Exchange if Publicly Traded (U.S. or International)	Names of Parent, Subsidiaries Or Affiliates	Domiciliary Location	Relationship to Reporting Entity	Directly Controlled by (Name of Entity/Person)	Type of Control (Ownership, Board, Management, Attorney-in-Fact, Influence, Other)	If Control is Ownership Provide Percentage	Ultimate Controlling Entity(ies)/Person(s)	*
0707	UnitedHealth Group Incorporated	00000 91529	39-1995276 52-1996029				UMR, Inc. Unimerica Insurance Company Unimerica Life Insurance Company of New York	.DE .WI .NY	NIA IA IA	United HealthCare Services, Inc. OptumHealth Holdings, LLC UnitedHealthcare Insurance Company	Ownership Ownership Ownership	100.000 100.000 100.000	UnitedHealth Group Incorporated UnitedHealth Group Incorporated UnitedHealth Group Incorporated	
0707	UnitedHealth Group Incorporated	11596 00000 00000	01-0637149 25-1877716 20-5917714				Unison Administrative Services, LLC Unison Health Plan of Delaware, Inc. Unison Health Plan of the Capital Area, Inc.	.PA .DE .DC	NIA IA IA	Three Rivers Holdings, Inc. Three Rivers Holdings, Inc. Three Rivers Holdings, Inc.	Ownership Ownership Ownership	100.000 100.000 100.000	UnitedHealth Group Incorporated UnitedHealth Group Incorporated UnitedHealth Group Incorporated	
0707	UnitedHealth Group Incorporated	13032 00000	26-0651931 94-2649097				United Behavioral Health United Behavioral Health of New York, I.P.A., Inc.	.DC .CA	IA NIA	Three Rivers Holdings, Inc. OptumHealth Holdings, LLC	Ownership Ownership	100.000 100.000	UnitedHealth Group Incorporated UnitedHealth Group Incorporated	
		00000 00000 00000	41-1868911 41-1941615 41-1289245	3410132			United Health Foundation United HealthCare Services, Inc. United Resource Networks IPA of New York, Inc.	.NY .MN .MN	NIA NIA UDP	United Behavioral Health UnitedHealth Group Incorporated UnitedHealth Group Incorporated	Ownership Ownership Ownership	100.000 100.000 100.000	UnitedHealth Group Incorporated UnitedHealth Group Incorporated UnitedHealth Group Incorporated	
		00000 00000	30-0318238 01-0538317				UnitedHealth Advisors, LLC UnitedHealth Group Global Healthcare Services Limited	.NY .ME	NIA NIA	OptumHealth Care Solutions, Inc. United HealthCare Services, Inc.	Ownership Ownership	100.000 100.000	UnitedHealth Group Incorporated UnitedHealth Group Incorporated	
		00000	98-1097761				UnitedHealth Group Global Healthcare Services Limited	.JRL	NIA	Optum Global Solutions International B.V.	Ownership	100.000	UnitedHealth Group Incorporated	
		00000	98-1097776				UnitedHealth Group Global Services, Inc.	.PHL	NIA	Optum Global Solutions International B.V.	Ownership	99.992	UnitedHealth Group Incorporated	3
		00000	41-1321939		0000731766	New York Stock Exchange	UnitedHealth Group Incorporated	.DE	UIP					
		00000	98-1093259				UnitedHealth Group Information Services Private Limited UnitedHealth Group Information Services Private Limited	.JND .JND	NIA NIA	Optum Global Solutions International B.V.	Ownership	99.370	UnitedHealth Group Incorporated	
		00000	98-1093259				UnitedHealth Group International GP	.JND	NIA	UnitedHealth International, Inc.	Ownership	0.630	UnitedHealth Group Incorporated	
		00000	98-1079826				UnitedHealth Group International L.P.	.CYM	NIA	UnitedHealth Group Incorporated	Ownership	100.000	UnitedHealth Group Incorporated	
		00000	98-1080118				UnitedHealth Group International L.P.	.CYM	NIA	UnitedHealth Group International GP	Ownership	84.984	UnitedHealth Group Incorporated	4
		00000	98-1080118				UnitedHealth Group International L.P.	.CYM	NIA	FMG Holdings, LLC	Ownership	14.815	UnitedHealth Group Incorporated	4
		00000	98-1080118				UnitedHealth Group International L.P.	.CYM	NIA	Hygeia Corporation	Ownership	0.201	UnitedHealth Group Incorporated	4
		00000	46-3311984				UnitedHealth Group Ventures, LLC	.DE	NIA	UnitedHealth Group Incorporated	Ownership	100.000	UnitedHealth Group Incorporated	
		00000	41-1917398				UnitedHealth International, Inc. UnitedHealth Military & Veterans Services, LLC	.DE .DE	NIA NIA	UnitedHealth Group Incorporated United HealthCare Services, Inc.	Ownership Ownership	100.000 100.000	UnitedHealth Group Incorporated UnitedHealth Group Incorporated	
0707	UnitedHealth Group Incorporated	00000 95174	26-2574977 98-0559902 33-0115163				UnitedHealth UK Limited UnitedHealthcare Benefits of Texas, Inc. UnitedHealthcare Benefits Plan of California	.GBR .TX .CA	NIA IA IA	Optum Solutions UK Holdings Limited United HealthCare Services, Inc. United HealthCare Services, Inc.	Ownership Ownership Ownership	100.000 100.000 100.000	UnitedHealth Group Incorporated UnitedHealth Group Incorporated UnitedHealth Group Incorporated	
		00000	47-3221444				UnitedHealthcare Community Plan of California, Inc.	.CA	IA	United HealthCare Services, Inc.	Ownership	100.000	UnitedHealth Group Incorporated	
		00000	46-4348775				UnitedHealthcare Community Plan of California, Inc.	.CA	IA	United HealthCare Services, Inc.	Ownership	100.000	UnitedHealth Group Incorporated	
0707	UnitedHealth Group Incorporated	13168	26-2688274				UnitedHealthcare Community Plan of Georgia, Inc.	.GA	IA	AmeriChoice Corporation	Ownership	100.000	UnitedHealth Group Incorporated	
0707	UnitedHealth Group Incorporated	12323	56-2451429				UnitedHealthcare Community Plan of Ohio, Inc.	.OH	IA	Three Rivers Holdings, Inc.	Ownership	100.000	UnitedHealth Group Incorporated	
0707	UnitedHealth Group Incorporated	11141	91-2008361				UnitedHealthcare Community Plan of Texas, L.L.C.	.TX	IA	Ovations, Inc.	Ownership	100.000	UnitedHealth Group Incorporated	
0707	UnitedHealth Group Incorporated	95467	38-3204052				UnitedHealthcare Community Plan, Inc.	.MI	IA	AmeriChoice Corporation	Ownership	100.000	UnitedHealth Group Incorporated	
		00000	98-1200034				UnitedHealthcare Consulting & Assistance Service (Beijing) Co., Ltd.	.CHN	NIA	UnitedHealthcare International I B.V.	Ownership	100.000	UnitedHealth Group Incorporated	
		00000	98-1199879				UnitedHealthcare Europe S.á.r.l.	.LUX	NIA	UnitedHealthcare International I S.á.r.l.	Ownership	100.000	UnitedHealth Group Incorporated	

16.10

STATEMENT AS OF JUNE 30, 2016 OF THE UnitedHealthcare of New England, Inc.

**SCHEDULE Y**

**PART 1A - DETAIL OF INSURANCE HOLDING COMPANY SYSTEM**

1	2	3	4	5	6	7	8	9	10	11	12	13	14	15
Group Code	Group Name	NAIC Company Code	ID Number	Federal RSSD	CIK	Name of Securities Exchange if Publicly Traded (U.S. or International)	Names of Parent, Subsidiaries Or Affiliates	Domiciliary Location	Relationship to Reporting Entity	Directly Controlled by (Name of Entity/Person)	Type of Control (Ownership, Board, Management, Attorney-in-Fact, Influence, Other)	If Control is Ownership Provide Percentage	Ultimate Controlling Entity(ies)/Person(s)	*
		00000	98-1104429				UnitedHealthcare Global Canada Limited	CAN	NIA	UnitedHealthcare International I B.V.	Ownership	100.000	UnitedHealth Group Incorporated	
		00000	98-1099116				UnitedHealthcare India Private Limited	JND	NIA	UnitedHealthcare International II B.V.	Ownership	99.994	UnitedHealth Group Incorporated	
0707	UnitedHealth Group Incorporated	79413	36-2739571				UnitedHealthcare India Private Limited	JND	NIA	UnitedHealth International, Inc.	Ownership	0.007	UnitedHealth Group Incorporated	
							UnitedHealthcare Insurance Company	CT	IA	UHC Holdings, Inc.	Ownership	100.000	UnitedHealth Group Incorporated	
0707	UnitedHealth Group Incorporated	60318	36-3800349				UnitedHealthcare Insurance Company of Illinois	IL	IA	UnitedHealthcare Insurance Company	Ownership	100.000	UnitedHealth Group Incorporated	
0707	UnitedHealth Group Incorporated	60093	11-3283886				UnitedHealthcare Insurance Company of New York	NY	IA	UnitedHealthcare Insurance Company	Ownership	100.000	UnitedHealth Group Incorporated	
0707	UnitedHealth Group Incorporated	12231	20-1902768				UnitedHealthcare Insurance Company of the River Valley	IL	IA	UnitedHealthcare Services Company of the River Valley, Inc.	Ownership	100.000	UnitedHealth Group Incorporated	
							UnitedHealthcare Integrated Services, Inc.							
		00000	86-0618309					AZ	NIA	Ovations Inc.	Ownership	100.000	UnitedHealth Group Incorporated	
		00000	41-1988797				UnitedHealthcare International Asia, LLC	DE	NIA	UnitedHealth Group Incorporated	Ownership	100.000	UnitedHealth Group Incorporated	
		00000	98-1100512				UnitedHealthcare International I B.V.	NLD	NIA	UnitedHealth Group International L.P.	Ownership	100.000	UnitedHealth Group Incorporated	
		00000	98-1079595				UnitedHealthcare International I S.á.r.l.	LUX	NIA	UnitedHealth Group International L.P.	Ownership	100.000	UnitedHealth Group Incorporated	
		00000	98-1100980				UnitedHealthcare International II B.V.	NLD	NIA	UnitedHealthcare International I B.V.	Ownership	100.000	UnitedHealth Group Incorporated	
							UnitedHealthcare International II S.á.r.l.							
		00000	98-1079459					LUX	NIA	UnitedHealthcare Europe S.á.r.l.	Ownership	100.000	UnitedHealth Group Incorporated	
							UnitedHealthcare International III S.á.r.l.							
		00000	98-1077436					LUX	NIA	UnitedHealthcare Europe S.á.r.l.	Ownership	65.000	UnitedHealth Group Incorporated	
							UnitedHealthcare International III S.á.r.l.							
		00000	98-1077436					LUX	NIA	UnitedHealthcare International II S.á.r.l.	Ownership	35.000	UnitedHealth Group Incorporated	
							UnitedHealthcare International IV S.á.r.l.							
		00000	98-1080926					LUX	NIA	UnitedHealthcare International II S.á.r.l.	Ownership	100.000	UnitedHealth Group Incorporated	
		00000	98-1257473				UnitedHealthcare International V S.á.r.l.	LUX	NIA	UnitedHealth Group International L.P.	Ownership	100.000	UnitedHealth Group Incorporated	
0707	UnitedHealth Group Incorporated	97179	86-0207231				UnitedHealthcare Life Insurance Company	WI	IA	Golden Rule Financial Corporation	Ownership	100.000	UnitedHealth Group Incorporated	
0707	UnitedHealth Group Incorporated	95784	63-0899562				UnitedHealthcare of Alabama, Inc.	AL	IA	UnitedHealthcare, Inc.	Ownership	100.000	UnitedHealth Group Incorporated	
0707	UnitedHealth Group Incorporated	96016	86-0507074				UnitedHealthcare of Arizona, Inc.	AZ	IA	UnitedHealthcare, Inc.	Ownership	100.000	UnitedHealth Group Incorporated	
0707	UnitedHealth Group Incorporated	95446	63-1036819				UnitedHealthcare of Arkansas, Inc.	AR	IA	UnitedHealthcare, Inc.	Ownership	100.000	UnitedHealth Group Incorporated	
0707	UnitedHealth Group Incorporated	95090	84-1004639				UnitedHealthcare of Colorado, Inc.	CO	IA	UnitedHealthcare, Inc.	Ownership	100.000	UnitedHealth Group Incorporated	
0707	UnitedHealth Group Incorporated	95264	59-1293865				UnitedHealthcare of Florida, Inc.	FL	IA	UnitedHealthcare, Inc.	Ownership	100.000	UnitedHealth Group Incorporated	
0707	UnitedHealth Group Incorporated	95850	58-1653544				UnitedHealthcare of Georgia, Inc.	GA	IA	UnitedHealthcare, Inc.	Ownership	100.000	UnitedHealth Group Incorporated	
0707	UnitedHealth Group Incorporated	95776	36-3280214				UnitedHealthcare of Illinois, Inc.	IL	IA	UnitedHealthcare, Inc.	Ownership	100.000	UnitedHealth Group Incorporated	
0707	UnitedHealth Group Incorporated	96644	62-1240316				UnitedHealthcare of Kentucky, Ltd.	KY	IA	United HealthCare Services, Inc.	Ownership	94.180	UnitedHealth Group Incorporated	5
0707	UnitedHealth Group Incorporated	96644	62-1240316				UnitedHealthcare of Kentucky, Ltd.	KY	IA	UnitedHealthcare, Inc.	Ownership	5.820	UnitedHealth Group Incorporated	5
0707	UnitedHealth Group Incorporated	95833	72-1074008				UnitedHealthcare of Louisiana, Inc.	LA	IA	UnitedHealthcare, Inc.	Ownership	100.000	UnitedHealth Group Incorporated	
0707	UnitedHealth Group Incorporated	95716	63-1036817				UnitedHealthcare of Mississippi, Inc.	MS	IA	UnitedHealthcare, Inc.	Ownership	100.000	UnitedHealth Group Incorporated	
0707	UnitedHealth Group Incorporated	95149	05-0413469				UnitedHealthcare of New England, Inc.	RI	RE	United HealthCare Services, Inc.	Ownership	100.000	UnitedHealth Group Incorporated	
0707	UnitedHealth Group Incorporated	13214	26-2697886				UnitedHealthcare of New Mexico, Inc.	NM	IA	UnitedHealthcare Insurance Company	Ownership	100.000	UnitedHealth Group Incorporated	
0707	UnitedHealth Group Incorporated	95085	06-1172891				UnitedHealthcare of New York, Inc.	NY	IA	AmeriChoice Corporation	Ownership	100.000	UnitedHealth Group Incorporated	
0707	UnitedHealth Group Incorporated	95103	56-1461010				UnitedHealthcare of North Carolina, Inc.	NC	IA	UnitedHealthcare, Inc.	Ownership	100.000	UnitedHealth Group Incorporated	
0707	UnitedHealth Group Incorporated	95186	31-1142815				UnitedHealthcare of Ohio, Inc.	OH	IA	United HealthCare Services, Inc.	Ownership	100.000	UnitedHealth Group Incorporated	
0707	UnitedHealth Group Incorporated	96903	33-0115166				UnitedHealthcare of Oklahoma, Inc.	OK	IA	United HealthCare Services, Inc.	Ownership	100.000	UnitedHealth Group Incorporated	
0707	UnitedHealth Group Incorporated	95893	93-0938819				UnitedHealthcare of Oregon, Inc.	OR	IA	United HealthCare Services, Inc.	Ownership	100.000	UnitedHealth Group Incorporated	
0707	UnitedHealth Group Incorporated	95220	25-1756858				UnitedHealthcare of Pennsylvania, Inc.	PA	IA	Three Rivers Holdings, Inc.	Ownership	100.000	UnitedHealth Group Incorporated	
0707	UnitedHealth Group Incorporated	95765	95-3939697				UnitedHealthcare of Texas, Inc.	TX	IA	UnitedHealthcare, Inc.	Ownership	100.000	UnitedHealth Group Incorporated	
							UnitedHealthcare of the Mid-Atlantic, Inc.							
0707	UnitedHealth Group Incorporated	95025	52-1130183					MD	IA	UnitedHealthcare, Inc.	Ownership	100.000	UnitedHealth Group Incorporated	
0707	UnitedHealth Group Incorporated	95591	47-0676824				UnitedHealthcare of the Midlands, Inc.	NE	IA	UnitedHealthcare, Inc.	Ownership	100.000	UnitedHealth Group Incorporated	
0707	UnitedHealth Group Incorporated	96385	43-1361841				UnitedHealthcare of the Midwest, Inc.	MO	IA	UnitedHealthcare, Inc.	Ownership	100.000	UnitedHealth Group Incorporated	
0707	UnitedHealth Group Incorporated	95501	41-1488563				UnitedHealthcare of Utah, Inc.	UT	IA	UnitedHealthcare, Inc.	Ownership	100.000	UnitedHealth Group Incorporated	

STATEMENT AS OF JUNE 30, 2016 OF THE UnitedHealthcare of New England, Inc.

**SCHEDULE Y**  
**PART 1A - DETAIL OF INSURANCE HOLDING COMPANY SYSTEM**

1	2	3	4	5	6	7	8	9	10	11	12	13	14	15
Group Code	Group Name	NAIC Company Code	ID Number	Federal RSSD	CIK	Name of Securities Exchange if Publicly Traded (U.S. or International)	Names of Parent, Subsidiaries Or Affiliates	Domiciliary Location	Relationship to Reporting Entity	Directly Controlled by (Name of Entity/Person)	Type of Control (Ownership, Board, Management, Attorney-in-Fact, Influence, Other)	If Control is Ownership Provide Percentage	Ultimate Controlling Entity(ies)/Person(s)	*
0707	UnitedHealth Group Incorporated	48038	91-1312551				UnitedHealthcare of Washington, Inc.	WA	IA	United HealthCare Services, Inc.	Ownership	100.000	UnitedHealth Group Incorporated	
0707	UnitedHealth Group Incorporated	95710	39-1555888				UnitedHealthcare of Wisconsin, Inc.	WI	IA	UnitedHealthcare, Inc.	Ownership	100.000	UnitedHealth Group Incorporated	
0707	UnitedHealth Group Incorporated	95378	36-3379945				UnitedHealthcare Plan of the River Valley, Inc.	IL	IA	UnitedHealthcare Services Company of the River Valley, Inc.	Ownership	100.000	UnitedHealth Group Incorporated	
		00000	47-0854646				UnitedHealthcare Service LLC	DE	NIA	UnitedHealthcare Insurance Company	Ownership	100.000	UnitedHealth Group Incorporated	
		00000	36-3355110				UnitedHealthcare Services Company of the River Valley, Inc.	DE	NIA	UnitedHealthcare, Inc.	Ownership	100.000	UnitedHealth Group Incorporated	
		00000	01-0518346				UnitedHealthcare Specialty Benefits, LLC	ME	NIA	Specialty Benefits, LLC	Ownership	100.000	UnitedHealth Group Incorporated	
		00000	41-1922511				UnitedHealthcare, Inc.	DE	NIA	United HealthCare Services, Inc.	Ownership	100.000	UnitedHealth Group Incorporated	
		00000	26-0382877				Urgent Care Holdings, Inc.	DE	NIA	Optum Clinics Intermediate Holdings, Inc.	Ownership	100.000	UnitedHealth Group Incorporated	
		00000	26-3667220				Urgent Care MSO, LLC	DE	NIA	Urgent Care Holdings, Inc.	Ownership	100.000	UnitedHealth Group Incorporated	
		00000	87-0757396				Valley Physicians Network, Inc.	CA	NIA	PrimeCare Medical Network, Inc.	Ownership	100.000	UnitedHealth Group Incorporated	
		00000	74-2797745				WellMed Medical Management of Florida, Inc.	FL	NIA	WellMed Medical Management, Inc.	Ownership	100.000	UnitedHealth Group Incorporated	
		00000	74-2786364				WellMed Medical Management, Inc.	TX	NIA	Collaborative Care Holdings, LLC	Ownership	80.000	UnitedHealth Group Incorporated	1
		00000	45-0636596				WESTMED Practice Partners LLC	DE	NIA	Collaborative Care Holdings, LLC	Ownership	86.150	UnitedHealth Group Incorporated	1
		00000	52-2102846				XLHealth Corporation	MD	NIA	United HealthCare Services, Inc.	Ownership	100.000	UnitedHealth Group Incorporated	
		00000	98-1107695				XLHealth Corporation India Private Limited	IND	NIA	XLHealth Corporation	Ownership	100.000	UnitedHealth Group Incorporated	
		00000	11-3764012				Your Health Options Insurance Services, Inc.	CA	NIA	PrimeCare Medical Network, Inc.	Ownership	100.000	UnitedHealth Group Incorporated	
		00000	27-0172594				Your Partner in Health Services, Inc.	IL	NIA	North American Medical Management - Illinois, Inc.	Ownership	100.000	UnitedHealth Group Incorporated	

Asterisk	Explanation
1	The remaining percentage is/are owned by external investor(s)/shareholder(s), party(ies) or company(ies).
2	The remaining 0.7409758% owned by external shareholders and 0.0340693% owned by Treasury Shares.
3	The remaining percentage is owned by an officer/director or officers/directors of the company.
4	The limited partners of UnitedHealth Group International, L.P. include FMG Holdings, LLC (14.8145%), Hygeia Corporation (DE) (0.2012%) and UnitedHealth Group Incorporated (84.9843%). UnitedHealth Group International GP is the general partner of UnitedHealth Group International, L.P.
5	The general partnership interest of 89.77% is held by United HealthCare Services, Inc. (UHS) and 10.23% is held by UnitedHealthcare, Inc. (UHC). UHS also holds 100% of the limited partnership interests. When combining general and limited partner interests, UHS owns 94.18% and UHC owns 5.82%.

## SUPPLEMENTAL EXHIBITS AND SCHEDULES INTERROGATORIES

The following supplemental reports are required to be filed as part of your statement filing. However, in the event that your company does not transact the type of business for which the special report must be filed, your response of NO to the specific interrogatory will be accepted in lieu of filing a "NONE" report and a bar code will be printed below. If the supplement is required of your company but is not being filed for whatever reason enter SEE EXPLANATION and provide an explanation following the interrogatory questions.

	Response
1. Will the Medicare Part D Coverage Supplement be filed with the state of domicile and the NAIC with this statement? .....	NO

Explanation:

1. No business written

Bar Code:

1. Medicare Part D Coverage Supplement [Document Identifier 365]



**OVERFLOW PAGE FOR WRITE-INS**



**SCHEDULE A - VERIFICATION**

Real Estate

	1 Year to Date	2 Prior Year Ended December 31
1. Book/adjusted carrying value, December 31 of prior year .....		
2. Cost of acquired:		
2.1 Actual cost at time of acquisition .....		
2.2 Additional investment made after acquisition .....		
3. Current year change in encumbrances .....		
4. Total gain (loss) on disposals .....		
5. Deduct amounts received on disposals .....		
6. Total foreign exchange change in book/adjusted carrying value .....		
7. Deduct current year's other than temporary impairment recognized .....		
8. Deduct current year's depreciation .....		
9. Book/adjusted carrying value at the end of current period (Lines 1+2+3+4-5+6-7-8) .....		
10. Deduct total nonadmitted amounts .....		
11. Statement value at end of current period (Line 9 minus Line 10)		

**NONE**

**SCHEDULE B - VERIFICATION**

Mortgage Loans

	1 Year to Date	2 Prior Year Ended December 31
1. Book value/recorded investment excluding accrued interest, December 31 of prior year .....		
2. Cost of acquired:		
2.1 Actual cost at time of acquisition .....		
2.2 Additional investment made after acquisition .....		
3. Capitalized deferred interest and other .....		
4. Accrual of discount .....		
5. Unrealized valuation increase (decrease) .....		
6. Total gain (loss) on disposals .....		
7. Deduct amounts received on disposals .....		
8. Deduct amortization of premium and mortgage interest points and commitment fees .....		
9. Total foreign exchange change in book value/recorded investment excluding accrued interest .....		
10. Deduct current year's other than temporary impairment recognized .....		
11. Book value/recorded investment excluding accrued interest at end of current period (Lines 1+2+3+4+5+6-7-8+9-10) .....		
12. Total valuation allowance .....		
13. Subtotal (Line 11 plus Line 12) .....		
14. Deduct total nonadmitted amounts .....		
15. Statement value at end of current period (Line 13 minus Line 14)		

**NONE**

**SCHEDULE BA - VERIFICATION**

Other Long-Term Invested Assets

	1 Year to Date	2 Prior Year Ended December 31
1. Book/adjusted carrying value, December 31 of prior year .....		
2. Cost of acquired:		
2.1 Actual cost at time of acquisition .....		
2.2 Additional investment made after acquisition .....		
3. Capitalized deferred interest and other .....		
4. Accrual of discount .....		
5. Unrealized valuation increase (decrease) .....		
6. Total gain (loss) on disposals .....		
7. Deduct amounts received on disposals .....		
8. Deduct amortization of premium and depreciation .....		
9. Total foreign exchange change in book/adjusted carrying value .....		
10. Deduct current year's other than temporary impairment recognized .....		
11. Book/adjusted carrying value at end of current period (Lines 1+2+3+4+5+6-7-8+9-10) .....		
12. Deduct total nonadmitted amounts .....		
13. Statement value at end of current period (Line 11 minus Line 12)		

**NONE**

**SCHEDULE D - VERIFICATION**

Bonds and Stocks

	1 Year to Date	2 Prior Year Ended December 31
1. Book/adjusted carrying value of bonds and stocks, December 31 of prior year .....	314,192,092	260,105,106
2. Cost of bonds and stocks acquired .....	397,283,219	898,118,578
3. Accrual of discount .....	42,024	97,111
4. Unrealized valuation increase (decrease) .....		
5. Total gain (loss) on disposals .....	816,040	1,338,508
6. Deduct consideration for bonds and stocks disposed of .....	470,685,672	844,392,318
7. Deduct amortization of premium .....	584,674	1,074,893
8. Total foreign exchange change in book/adjusted carrying value .....		
9. Deduct current year's other than temporary impairment recognized .....		
10. Book/adjusted carrying value at end of current period (Lines 1+2+3+4+5-6-7+8-9) .....	241,063,029	314,192,092
11. Deduct total nonadmitted amounts .....		
12. Statement value at end of current period (Line 10 minus Line 11)	241,063,029	314,192,092

STATEMENT AS OF JUNE 30, 2016 OF THE UnitedHealthcare of New England, Inc.

**SCHEDULE D - PART 1B**

Showing the Acquisitions, Dispositions and Non-Trading Activity  
During the Current Quarter for all Bonds and Preferred Stock by NAIC Designation

NAIC Designation	1 Book/Adjusted Carrying Value Beginning of Current Quarter	2 Acquisitions During Current Quarter	3 Dispositions During Current Quarter	4 Non-Trading Activity During Current Quarter	5 Book/Adjusted Carrying Value End of First Quarter	6 Book/Adjusted Carrying Value End of Second Quarter	7 Book/Adjusted Carrying Value End of Third Quarter	8 Book/Adjusted Carrying Value December 31 Prior Year
<b>BONDS</b>								
1. NAIC 1 (a) .....	203,369,810	22,364,930	20,947,934	(265,104)	203,369,810	204,521,702	0	201,726,080
2. NAIC 2 (a) .....	2,989,822	0	0	(103)	2,989,822	2,989,719	0	2,482,898
3. NAIC 3 (a) .....	0				0	0		
4. NAIC 4 (a) .....	0				0	0		
5. NAIC 5 (a) .....	0				0	0		
6. NAIC 6 (a) .....	0				0	0		
7. Total Bonds	206,359,632	22,364,930	20,947,934	(265,207)	206,359,632	207,511,421	0	204,208,978
<b>PREFERRED STOCK</b>								
8. NAIC 1 .....	0				0	0		0
9. NAIC 2 .....	0				0	0		0
10. NAIC 3 .....	0				0	0		0
11. NAIC 4 .....	0				0	0		0
12. NAIC 5 .....	0				0	0		0
13. NAIC 6 .....	0				0	0		0
14. Total Preferred Stock	0	0	0	0	0	0	0	0
15. Total Bonds and Preferred Stock	206,359,632	22,364,930	20,947,934	(265,207)	206,359,632	207,511,421	0	204,208,978

(a) Book/Adjusted Carrying Value column for the end of the current reporting period includes the following amount of non-rated short-term and cash equivalent bonds by NAIC designation: NAIC 1 \$ ..... ; NAIC 2 \$ ..... ; NAIC 3 \$ ..... ; NAIC 4 \$ ..... ; NAIC 5 \$ ..... ; NAIC 6 \$ .....

S102

**SCHEDULE DA - PART 1**

## Short-Term Investments

	1	2	3	4	5
	Book/Adjusted Carrying Value	Par Value	Actual Cost	Interest Collected Year-to-Date	Paid for Accrued Interest Year-to-Date
9199999 Totals	2,679,312	xxx	2,679,312	1,325	0

**SCHEDULE DA - VERIFICATION**

## Short-Term Investments

	1	2
	Year To Date	Prior Year Ended December 31
1. Book/adjusted carrying value, December 31 of prior year .....	383,965	8,556,992
2. Cost of short-term investments acquired .....	13,510,466	191,576,041
3. Accrual of discount .....		
4. Unrealized valuation increase (decrease) .....		
5. Total gain (loss) on disposals .....		(1,244)
6. Deduct consideration received on disposals .....	11,215,120	199,738,777
7. Deduct amortization of premium .....		9,047
8. Total foreign exchange change in book/adjusted carrying value .....		
9. Deduct current year's other than temporary impairment recognized .....		
10. Book/adjusted carrying value at end of current period (Lines 1+2+3+4+5-6-7+8-9) .....	2,679,311	383,965
11. Deduct total nonadmitted amounts .....		
12. Statement value at end of current period (Line 10 minus Line 11)	2,679,311	383,965

Schedule DB - Part A - Verification - Options, Caps, Floors, Collars, Swaps and Forwards

**N O N E**

Schedule DB - Part B - Verification - Futures Contracts

**N O N E**

Schedule DB - Part C - Section 1 - Replication (Synthetic Asset) Transactions (RSATs) Open

**N O N E**

Schedule DB-Part C-Section 2-Reconciliation of Replication (Synthetic Asset) Transactions Open

**N O N E**

Schedule DB - Verification - Book/Adjusted Carrying Value, Fair Value and Potential Exposure of  
Derivatives

**N O N E**

**SCHEDULE E - VERIFICATION**

(Cash Equivalents)

	1	2
	Year To Date	Prior Year Ended December 31
1. Book/adjusted carrying value, December 31 of prior year .....	0	1,999,884
2. Cost of cash equivalents acquired .....		98,719,351
3. Accrual of discount .....		13,765
4. Unrealized valuation increase (decrease) .....		
5. Total gain (loss) on disposals .....		
6. Deduct consideration received on disposals .....		100,733,000
7. Deduct amortization of premium .....		
8. Total foreign exchange change in book/adjusted carrying value .....		
9. Deduct current year's other than temporary impairment recognized .....		
10. Book/adjusted carrying value at end of current period (Lines 1+2+3+4+5-6-7+8-9) .....	0	0
11. Deduct total nonadmitted amounts .....		
12. Statement value at end of current period (Line 10 minus Line 11)	0	0

Schedule A - Part 2 - Real Estate Acquired and Additions Made

**N O N E**

Schedule A - Part 3 - Real Estate Disposed

**N O N E**

Schedule B - Part 2 - Mortgage Loans Acquired and Additions Made

**N O N E**

Schedule B - Part 3 - Mortgage Loans Disposed, Transferred or Repaid

**N O N E**

Schedule BA - Part 2 - Other Long-Term Invested Assets Acquired and Additions Made

**N O N E**

Schedule BA - Part 3 - Other Long-Term Invested Assets Disposed, Transferred or Repaid

**N O N E**

STATEMENT AS OF JUNE 30, 2016 OF THE UnitedHealthcare of New England, Inc.

**SCHEDULE D - PART 3**

Show All Long-Term Bonds and Stock Acquired During the Current Quarter

1	2	3	4	5	6	7	8	9	10
CUSIP Identification	Description	Foreign	Date Acquired	Name of Vendor	Number of Shares of Stock	Actual Cost	Par Value	Paid for Accrued Interest and Dividends	NAIC Designation or Market Indicator (a)
912828-07-8	US Treasury Note 1.375% 04/30/21		05/24/2016	CitiGroup		998,906	1,000,000	.934	1
912828-R8-5	US Treasury Note 0.875% 06/15/19		06/14/2016	Merrill Lynch		5,005,469	5,000,000	.0	1
<b>0599999. Subtotal - Bonds - U.S. Governments</b>						<b>6,004,375</b>	<b>6,000,000</b>	<b>.934</b>	<b>XXX</b>
25476F-RL-4	DIST OF COLUMBIA GO Cont Call 5.000% 06/01/29		06/08/2016	JP Morgan Chase		747,225	595,000	.0	1FE
<b>1799999. Subtotal - Bonds - U.S. States, Territories and Possessions</b>						<b>747,225</b>	<b>595,000</b>	<b>.0</b>	<b>XXX</b>
64966M-AX-7	NEW YORK NY GO Cont Call 5.000% 08/01/29		06/08/2016	Merrill Lynch		1,260,310	1,000,000	2,222	1FE
<b>2499999. Subtotal - Bonds - U.S. Political Subdivisions of States, Territories and Possessions</b>						<b>1,260,310</b>	<b>1,000,000</b>	<b>2,222</b>	<b>XXX</b>
414005-WK-0	HARRIS CNTY TX Rev Bond Cont Call 5.000% 08/15/30		06/10/2016	Pershing		834,721	665,000	.0	1FE
54811B-QN-4	LOWER COLORADO R Rev Bond Cont Call 5.000% 05/15/29		06/09/2016	Barclays Group Inc.		210,057	170,000	.0	1FE
54811B-OP-9	LOWER COLORADO R Rev Bond Cont Call 5.000% 05/15/30		06/09/2016	Barclays Group Inc.		227,674	185,000	.0	1FE
64990C-DT-5	NEW YORK ST DORM Rev Bond Cont Call 5.000% 07/01/30		06/02/2016	Morgan Stanley		874,377	700,000	.0	1FE
64990C-DU-2	NEW YORK ST DORM Rev Bond Cont Call 5.000% 07/01/31		06/02/2016	Morgan Stanley		883,247	710,000	.0	1FE
709224-PB-9	PENNSYLVANIA ST Rev Bond Cont Call 5.000% 06/01/28		05/25/2016	PNC Bank		1,201,060	1,000,000	.0	1FE
709235-XU-4	PENNSYLVANIA ST Rev Bond Cont Call 5.000% 09/01/29		06/08/2016	Barclays Group Inc.		840,646	665,000	.0	1FE
<b>3199999. Subtotal - Bonds - U.S. Special Revenues</b>						<b>5,071,782</b>	<b>4,095,000</b>	<b>.0</b>	<b>XXX</b>
05665E-AF-2	BMW US CAP LLC Corp Note Call MW Prv Ptc 2.000% 04/11/21		04/04/2016	JP Morgan Chase		209,473	210,000	.0	1FE
17290X-AU-4	CITIGROUP COMMERCIAL 2016-GC37 AAB CMBS 3.098% 04/10/49		04/13/2016	CitiGroup		823,966	800,000	1,721	1FE
316770-BG-3	FIFTH THIRD BANK Corp Note Call MW 2.250% 06/14/21		06/09/2016	JP Morgan Chase		749,438	750,000	.0	1FE
90349G-BF-1	LBS-BARCLAYS COM UBSBB 2013-C6 A4 CMBS 3.244% 04/10/46		04/06/2016	Barclays Group Inc.		835,750	800,000	.721	1FM
92890P-AF-1	WF-RBS COMMERCIAL WFRBS 2013-C14 ASB CMBS 2.977% 06/15/46		04/27/2016	Wachovia Bank		623,039	600,000	.50	1FM
<b>3899999. Subtotal - Bonds - Industrial and Miscellaneous (Unaffiliated)</b>						<b>3,241,666</b>	<b>3,160,000</b>	<b>2,492</b>	<b>XXX</b>
<b>8399997. Total - Bonds - Part 3</b>						<b>16,325,358</b>	<b>14,850,000</b>	<b>5,648</b>	<b>XXX</b>
<b>8399998. Total - Bonds - Part 5</b>						<b>XXX</b>	<b>XXX</b>	<b>XXX</b>	<b>XXX</b>
<b>8399999. Total - Bonds</b>						<b>16,325,358</b>	<b>14,850,000</b>	<b>5,648</b>	<b>XXX</b>
<b>8999997. Total - Preferred Stocks - Part 3</b>						<b>0</b>	<b>XXX</b>	<b>0</b>	<b>XXX</b>
<b>8999998. Total - Preferred Stocks - Part 5</b>						<b>XXX</b>	<b>XXX</b>	<b>XXX</b>	<b>XXX</b>
<b>8999999. Total - Preferred Stocks</b>						<b>0</b>	<b>XXX</b>	<b>0</b>	<b>XXX</b>
000000-00-0	UHC Liquidity Pool Pro Rata Share Portion		04/01/2016	JP Morgan Pool	28,893,000.000	28,893,000		.0	L
000000-00-0	UHC Liquidity Pool Pro Rata Share Portion		04/08/2016	JP Morgan Pool	102,000.000	102,000		.0	L
000000-00-0	UHC Liquidity Pool Pro Rata Share Portion		04/15/2016	JP Morgan Pool	26,513,000.000	26,513,000		.0	L
000000-00-0	UHC Liquidity Pool Pro Rata Share Portion		04/29/2016	JP Morgan Pool	41,896,000.000	41,896,000		.0	L
000000-00-0	UHC Liquidity Pool Pro Rata Share Portion		04/29/2016	JP Morgan Pool	53,955.820	53,956		.0	L
000000-00-0	UHC Liquidity Pool Pro Rata Share Portion		05/20/2016	JP Morgan Pool	12,387,000.000	12,387,000		.0	L
000000-00-0	UHC Liquidity Pool Pro Rata Share Portion		05/31/2016	JP Morgan Pool	46,959.690	46,960		.0	L
000000-00-0	UHC Liquidity Pool Pro Rata Share Portion		06/01/2016	JP Morgan Pool	28,761,000.000	28,761,000		.0	L
000000-00-0	UHC Liquidity Pool Pro Rata Share Portion		06/03/2016	JP Morgan Pool	15,800,000.000	15,800,000		.0	L
000000-00-0	UHC Liquidity Pool Pro Rata Share Portion		06/17/2016	JP Morgan Pool	2,119,000.000	2,119,000		.0	L
000000-00-0	UHC Liquidity Pool Pro Rata Share Portion		06/30/2016	JP Morgan Pool	30,471.820	30,472		.0	L
<b>9099999. Subtotal - Common Stocks - Industrial and Miscellaneous (Unaffiliated)</b>						<b>156,602,388</b>	<b>XXX</b>	<b>0</b>	<b>XXX</b>
<b>9799997. Total - Common Stocks - Part 3</b>						<b>156,602,388</b>	<b>XXX</b>	<b>0</b>	<b>XXX</b>
<b>9799998. Total - Common Stocks - Part 5</b>						<b>XXX</b>	<b>XXX</b>	<b>XXX</b>	<b>XXX</b>
<b>9799999. Total - Common Stocks</b>						<b>156,602,388</b>	<b>XXX</b>	<b>0</b>	<b>XXX</b>
<b>9899999. Total - Preferred and Common Stocks</b>						<b>156,602,388</b>	<b>XXX</b>	<b>0</b>	<b>XXX</b>
<b>9999999 - Totals</b>						<b>172,927,746</b>	<b>XXX</b>	<b>5,648</b>	<b>XXX</b>

(a) For all common stock bearing the NAIC market indicator "U" provide: the number of such issues .....

STATEMENT AS OF JUNE 30, 2016 OF THE UnitedHealthcare of New England, Inc.

**SCHEDULE D - PART 4**

Show All Long-Term Bonds and Stock Sold, Redeemed or Otherwise Disposed of During the Current Quarter

1	2	3	4	5	6	7	8	9	10	Change In Book/Adjusted Carrying Value					16	17	18	19	20	21	22
										11	12	13	14	15							
CUSIP Identification	Description	Foreign	Disposal Date	Name of Purchaser	Number of Shares of Stock	Consideration	Par Value	Actual Cost	Prior Year Book/Adjusted Carrying Value	Unrealized Valuation Increase/(Decrease)	Current Year's (Amortization)/Accretion	Current Year's Other Than Temporary Impairment Recognized	Total Change in Book/Adjusted Carrying Value (11 + 12 - 13)	Total Foreign Exchange Change in Book /Adjusted Carrying Value	Book/Adjusted Carrying Value at Disposal Date	Foreign Exchange Gain (Loss) on Disposal	Realized Gain (Loss) on Disposal	Total Gain (Loss) on Disposal	Bond Interest/Stock Dividends Received During Year	Stated Contractual Maturity Date	NAIC Designation or Market Indicator (a)
912828-J5-0	US Treasury Note 1.375% 02/29/20		05/24/2016	Nomura Securities		1,005,000	1,000,000	1,001,172	0	0	(58)	0	(58)	0	1,001,114	0	3,886	3,886	3,213	02/29/2020	1
0599999	Subtotal - Bonds - U.S. Governments					1,005,000	1,000,000	1,001,172	0	0	(58)	0	(58)	0	1,001,114	0	3,886	3,886	3,213	XXX	XXX
57582R-DX-1	MASSACHUSETTS ST GO Cont Call 5.000% 07/01/30		06/09/2016	US Bank		564,345	450,000	524,025	521,082	0	(2,947)	0	(2,947)	0	518,135	0	46,210	46,210	20,500	07/01/2030	1FE
1799999	Subtotal - Bonds - U.S. States, Territories and Possessions					564,345	450,000	524,025	521,082	0	(2,947)	0	(2,947)	0	518,135	0	46,210	46,210	20,500	XXX	XXX
54438C-PY-2	LA CA Cnty Coll GO Cont Call 5.000% 08/01/26		05/25/2016	Morgan Stanley		1,241,560	1,000,000	1,168,410	1,131,089	0	(6,410)	0	(6,410)	0	1,124,680	0	116,880	116,880	41,667	08/01/2026	1FE
2499999	Subtotal - Bonds - U.S. Political Subdivisions of States, Territories and Possessions					1,241,560	1,000,000	1,168,410	1,131,089	0	(6,410)	0	(6,410)	0	1,124,680	0	116,880	116,880	41,667	XXX	XXX
13077C-L6-9	CALIFORNIA ST UN Rev Bond Cont Call 5.000% 11/01/29		06/08/2016	Pershing		877,030	700,000	816,816	803,173	0	(4,602)	0	(4,602)	0	798,572	0	78,458	78,458	21,583	11/01/2029	1FE
220245-VL-4	CORPUS CHRISTI T Rev Bond Cont Call 5.000% 07/15/31		06/08/2016	HILLTOP SECURITIES		729,480	600,000	672,036	669,370	0	(2,776)	0	(2,776)	0	666,594	0	62,886	62,886	28,500	07/15/2031	1FE
31283K-KT-2	FHLNC Pool G11734 MBS 5.000% 05/01/20		04/01/2016	Paydown		3,611	3,611	3,617	3,610	0	1	0	1	0	3,611	0	0	0	0	05/01/2020	1
31283K-KT-2	FHLNC Pool G11734 MBS 5.000% 05/01/20		05/01/2016	Paydown		2,634	2,634	2,639	2,634	0	1	0	1	0	2,634	0	0	0	55	05/01/2020	1
31283K-KT-2	FHLNC Pool G11734 MBS 5.000% 05/01/20		06/01/2016	Paydown		2,434	2,434	2,438	2,433	0	0	0	0	0	2,434	0	0	0	61	05/01/2020	1
31283K-6J-2	FHLNC Pool G11773 MBS 5.000% 10/01/20		04/01/2016	Paydown		1,608	1,608	1,597	1,601	0	7	0	7	0	1,608	0	0	0	27	10/01/2020	1
31283K-6J-2	FHLNC Pool G11773 MBS 5.000% 10/01/20		05/01/2016	Paydown		1,561	1,561	1,550	1,554	0	7	0	7	0	1,561	0	0	0	33	10/01/2020	1
31283K-6J-2	FHLNC Pool G11773 MBS 5.000% 10/01/20		06/01/2016	Paydown		1,632	1,632	1,621	1,625	0	7	0	7	0	1,632	0	0	0	41	10/01/2020	1
3128GL-GA-4	FHLNC Pool EB3793 MBS 6.000% 05/01/16		04/01/2016	Paydown		251	251	249	250	0	1	0	1	0	251	0	0	0	5	05/01/2016	1
3128M9-GP-1	FHLNC Pool G07106 MBS 3.500% 08/01/42		04/01/2016	Paydown		8,932	8,932	8,975	8,973	0	(40)	0	(40)	0	8,932	0	0	0	104	08/01/2042	1
3128M9-GP-1	FHLNC Pool G07106 MBS 3.500% 08/01/42		05/01/2016	Paydown		14,429	14,429	14,498	14,494	0	(65)	0	(65)	0	14,429	0	0	0	210	08/01/2042	1
3128M9-GP-1	FHLNC Pool G07106 MBS 3.500% 08/01/42		06/01/2016	Paydown		7,357	7,357	7,392	7,390	0	(33)	0	(33)	0	7,357	0	0	0	129	08/01/2042	1
3128MJ-UX-6	FHLNC Pool G08597 MBS 3.500% 07/01/44		04/01/2016	Paydown		18,674	18,674	19,135	19,123	0	(450)	0	(450)	0	18,674	0	0	0	218	07/01/2044	1
3128MJ-UX-6	FHLNC Pool G08597 MBS 3.500% 07/01/44		05/01/2016	Paydown		15,343	15,343	15,722	15,713	0	(370)	0	(370)	0	15,343	0	0	0	224	07/01/2044	1
3128MJ-UX-6	FHLNC Pool G08597 MBS 3.500% 07/01/44		06/01/2016	Paydown		14,622	14,622	14,983	14,974	0	(352)	0	(352)	0	14,622	0	0	0	256	07/01/2044	1
3128MI-AT-0	FHLNC Pool G18017 MBS 5.500% 10/01/19		04/01/2016	Paydown		2,244	2,244	2,320	2,273	0	(30)	0	(30)	0	2,244	0	0	0	41	10/01/2019	1
3128MI-AT-0	FHLNC Pool G18017 MBS 5.500% 10/01/19		05/01/2016	Paydown		858	858	888	870	0	(11)	0	(11)	0	858	0	0	0	20	10/01/2019	1
3128MI-AT-0	FHLNC Pool G18017 MBS 5.500% 10/01/19		06/01/2016	Paydown		1,524	1,524	1,576	1,544	0	(20)	0	(20)	0	1,524	0	0	0	42	10/01/2019	1
3128MI-K2-8	FHLNC Pool G18312 MBS 4.000% 06/01/24		04/01/2016	Paydown		12,289	12,289	13,126	12,998	0	(710)	0	(710)	0	12,289	0	0	0	164	06/01/2024	1
3128MI-K2-8	FHLNC Pool G18312 MBS 4.000% 06/01/24		05/01/2016	Paydown		11,816	11,816	12,621	12,498	0	(682)	0	(682)	0	11,816	0	0	0	197	06/01/2024	1
3128MI-K2-8	FHLNC Pool G18312 MBS 4.000% 06/01/24		06/01/2016	Paydown		12,615	12,615	13,474	13,343	0	(728)	0	(728)	0	12,615	0	0	0	252	06/01/2024	1
312972-CL-4	FHLNC Pool B19075 MBS 5.000% 04/01/20		04/01/2016	Paydown		1,585	1,585	1,578	1,573	0	7	0	7	0	1,585	0	0	0	26	04/01/2020	1
312972-CL-4	FHLNC Pool B19075 MBS 5.000% 04/01/20		05/01/2016	Paydown		924	924	917	920	0	4	0	4	0	924	0	0	0	19	04/01/2020	1
312972-CL-4	FHLNC Pool B19075 MBS 5.000% 04/01/20		06/01/2016	Paydown		928	928	921	924	0	4	0	4	0	928	0	0	0	23	04/01/2020	1
312972-NM-0	FHLNC Pool B19396 MBS 5.000% 05/01/20		04/01/2016	Paydown		1,191	1,191	1,194	1,191	0	0	0	0	0	1,191	0	0	0	20	05/01/2020	1
312972-NM-0	FHLNC Pool B19396 MBS 5.000% 05/01/20		05/01/2016	Paydown		1,175	1,175	1,178	1,175	0	0	0	0	0	1,175	0	0	0	25	05/01/2020	1
312972-NM-0	FHLNC Pool B19396 MBS 5.000% 05/01/20		06/01/2016	Paydown		1,203	1,203	1,205	1,203	0	0	0	0	0	1,203	0	0	0	30	05/01/2020	1
3136AC-3C-3	FNMA FNA 2013-M4 ASQ2 CMBS 1.451% 02/25/18		04/01/2016	Paydown		733	733	741	735	0	(2)	0	(2)	0	733	0	0	0	4	02/25/2018	1
3136AC-3C-3	FNMA FNA 2013-M4 ASQ2 CMBS 1.451% 02/25/18		05/01/2016	Paydown		13,704	13,704	13,841	13,735	0	(32)	0	(32)	0	13,704	0	0	0	87	02/25/2018	1
3136AC-3C-3	FNMA FNA 2013-M4 ASQ2 CMBS 1.451% 02/25/18		06/01/2016	Paydown		27,624	27,624	27,900	27,688	0	(64)	0	(64)	0	27,624	0	0	0	227	02/25/2018	1
3136AC-RC-7	FNMA 2013-15 QD CMO 3.000% 12/25/38		04/01/2016	Paydown		7,765	7,765	8,163	7,968	0	(204)	0	(204)	0	7,765	0	0	0	78	12/25/2038	1
3136AC-RC-7	FNMA 2013-15 QD CMO 3.000% 12/25/38		05/01/2016	Paydown		9,721	9,721	10,219	9,976	0	(255)	0	(255)	0	9,721	0	0	0	122	12/25/2038	1
3136AC-RC-7	FNMA 2013-15 QD CMO 3.000% 12/25/38		06/01/2016	Paydown		7,335	7,335	7,711	7,528	0	(192)	0	(192)	0	7,335	0	0	0	110	12/25/2038	1
3136AD-EF-2	FNMA 2013-36 AG CMO 3.000% 12/25/36		04/01/2016	Paydown		5,499	5,499	5,799	5,658	0	(159)	0	(159)	0	5,499	0	0	0	55	12/25/2036	1
3136AD-EF-2	FNMA 2013-36 AG CMO 3.000% 12/25/36		05/01/2016	Paydown		4,087	4,087	4,309	4,205	0	(118)	0	(118)	0	4,087	0	0	0	51	12/25/2036	1
3136AD-EF-2	FNMA 2013-36 AG CMO 3.000% 12/25/36		06/01/2016	Paydown		6,134	6,134	6,469	6,311	0	(177)	0	(177)	0	6,134	0	0	0	92	12/25/2036	1
31371L-WN-5	FNMA Pool 255453 MBS 5.000% 11/01/19		04/01/2016	Paydown		2,944	2,944	3,061	2,995	0	(51)	0	(51)	0	2,944	0	0	0	49	11/01/2019	1
31371L-WN-5	FNMA Pool 255453 MBS 5.000% 11/01/19		05/01/2016	Paydown		2,829	2,829	2,941	2,878	0	(49)	0	(49)	0	2,829	0	0	0	59	11/01/2019	1
31371L-WN-5	FNMA Pool 255453 MBS 5.000% 11/01/19		06/01/2016	Paydown		2,454	2,454	2,552	2,496	0	(42)	0	(42)	0	2,454	0	0	0	61	11/01/2019	1
31371M-CA-3	FNMA Pool 255765 MBS 5.000% 07/01/20		04/01/2016	Paydown		639	639	633	633	0	5	0	5	0	639	0	0	0	11	07/01/2020	1
31371M-CA-3	FNMA Pool 255765 MBS 5.000% 07/01/20		05/01/2016	Paydown		1,527	1,527	1,507	1,515	0	13	0	13	0	1,527	0	0	0	32	07/01/2020	1
31371M-CA-3	FNMA Pool 255765 MBS 5.000% 07/01/20		06/01/2016	Paydown		893	893	885	881	0	8	0	8	0	893	0	0	0	22	07/01/2020	1
31376K-A5-5	FNMA Pool 357428 MBS 4.500% 09/01/18		04/01/2016	Paydown		2,221	2,221	2,373	2,280	0	(59)	0	(59)	0	2,221	0	0	0	33	09/01/2018	1
31376K-A5-5	FNMA Pool 357428 MBS 4.500% 09/01/18		05/01/2016	Paydown		2,															



STATEMENT AS OF JUNE 30, 2016 OF THE UnitedHealthcare of New England, Inc.

**SCHEDULE D - PART 4**

Show All Long-Term Bonds and Stock Sold, Redeemed or Otherwise Disposed of During the Current Quarter

1	2	3	4	5	6	7	8	9	10	Change In Book/Adjusted Carrying Value					16	17	18	19	20	21	22
										11	12	13	14	15							
CUSIP Identification	Description	Foreign	Disposal Date	Name of Purchaser	Number of Shares of Stock	Consideration	Par Value	Actual Cost	Prior Year Book/Adjusted Carrying Value	Unrealized Valuation Increase/(Decrease)	Current Year's (Amortization)/Accretion	Current Year's Other Than Temporary Impairment Recognized	Total Change in Book/Adjusted Carrying Value (11 + 12 - 13)	Total Foreign Exchange Change in Book /Adjusted Carrying Value	Book/Adjusted Carrying Value at Disposal Date	Foreign Exchange Gain (Loss) on Disposal	Realized Gain (Loss) on Disposal	Total Gain (Loss) on Disposal	Bond Interest/Stock Dividends Received During Year	Stated Contractual Maturity Date	NAIC Designation or Market Indicator (a)
31376K-A5-5	FNMA Pool 357428 MBS 4.500% 09/01/18		06/01/2016	Paydown		2,653	2,653	2,834	2,723	.0	(70)	.0	(70)	.0	2,653	.0	.0	.0	.60	09/01/2018	1
31385X-BN-6	FNMA Pool 555445 MBS 5.000% 05/01/18		04/01/2016	Paydown		18,212	18,212	19,438	18,622	.0	(410)	.0	(410)	.0	18,212	.0	.0	.0	.304	05/01/2018	1
31385X-BN-6	FNMA Pool 555445 MBS 5.000% 05/01/18		05/01/2016	Paydown		21,078	21,078	22,498	21,553	.0	(475)	.0	(475)	.0	21,078	.0	.0	.0	.439	05/01/2018	1
31385X-BN-6	FNMA Pool 555445 MBS 5.000% 05/01/18		06/01/2016	Paydown		18,028	18,028	19,242	18,434	.0	(406)	.0	(406)	.0	18,028	.0	.0	.0	.451	05/01/2018	1
31387E-PK-7	FNMA Pool 581926 MBS 6.000% 07/01/16		04/01/2016	Paydown		239	239	239	239	.0	.1	.0	.1	.0	239	.0	.0	.0	.5	07/01/2016	1
31387E-PK-7	FNMA Pool 581926 MBS 6.000% 07/01/16		05/01/2016	Paydown		299	299	298	297	.0	.1	.0	.1	.0	299	.0	.0	.0	.7	07/01/2016	1
31387E-PK-7	FNMA Pool 581926 MBS 6.000% 07/01/16		06/01/2016	Paydown		181	181	181	181	.0	.1	.0	.1	.0	181	.0	.0	.0	.5	07/01/2016	1
31388R-ZG-5	FNMA Pool 612843 MBS 5.500% 01/01/17		04/01/2016	Paydown		201	201	197	199	.0	.1	.0	.1	.0	201	.0	.0	.0	.4	01/01/2017	1
31388R-ZG-5	FNMA Pool 612843 MBS 5.500% 01/01/17		05/01/2016	Paydown		202	202	199	201	.0	.1	.0	.1	.0	202	.0	.0	.0	.5	01/01/2017	1
31388R-ZG-5	FNMA Pool 612843 MBS 5.500% 01/01/17		06/01/2016	Paydown		203	203	199	201	.0	.1	.0	.1	.0	203	.0	.0	.0	.6	01/01/2017	1
3138A5-ZL-9	FNMA Pool AH4346 MBS 3.500% 02/01/26		04/01/2016	Paydown		17,859	17,859	18,712	18,508	.0	(649)	.0	(649)	.0	17,859	.0	.0	.0	.208	02/01/2026	1
3138A5-ZL-9	FNMA Pool AH4346 MBS 3.500% 02/01/26		05/01/2016	Paydown		16,339	16,339	17,121	16,933	.0	(594)	.0	(594)	.0	16,339	.0	.0	.0	.238	02/01/2026	1
3138A5-ZL-9	FNMA Pool AH4346 MBS 3.500% 02/01/26		06/01/2016	Paydown		7,266	7,266	7,613	7,530	.0	(264)	.0	(264)	.0	7,266	.0	.0	.0	.127	02/01/2026	1
3138A6-AK-6	FNMA Pool AH4509 MBS 3.500% 01/01/26		04/01/2016	Paydown		7,500	7,500	7,584	7,559	.0	(59)	.0	(59)	.0	7,500	.0	.0	.0	.88	01/01/2026	1
3138A6-AK-6	FNMA Pool AH4509 MBS 3.500% 01/01/26		05/01/2016	Paydown		7,633	7,633	7,719	7,693	.0	(60)	.0	(60)	.0	7,633	.0	.0	.0	.111	01/01/2026	1
3138A6-AK-6	FNMA Pool AH4509 MBS 3.500% 01/01/26		06/01/2016	Paydown		7,824	7,824	7,912	7,886	.0	(61)	.0	(61)	.0	7,824	.0	.0	.0	.137	01/01/2026	1
3138E0-RK-7	FNMA Pool AJ7689 MBS 4.000% 12/01/41		04/01/2016	Paydown		26,751	26,751	27,903	27,861	.0	(1,111)	.0	(1,111)	.0	26,751	.0	.0	.0	.357	12/01/2041	1
3138E0-RK-7	FNMA Pool AJ7689 MBS 4.000% 12/01/41		05/01/2016	Paydown		31,980	31,980	33,358	33,307	.0	(1,328)	.0	(1,328)	.0	31,980	.0	.0	.0	.533	12/01/2041	1
3138E0-RK-7	FNMA Pool AJ7689 MBS 4.000% 12/01/41		06/01/2016	Paydown		28,366	28,366	29,588	29,544	.0	(1,178)	.0	(1,178)	.0	28,366	.0	.0	.0	.567	12/01/2041	1
3138EH-BN-1	FNMA Pool AL0944 MBS 3.000% 11/01/26		04/01/2016	Paydown		17,974	17,974	18,649	18,504	.0	(530)	.0	(530)	.0	17,974	.0	.0	.0	.180	11/01/2026	1
3138EH-BN-1	FNMA Pool AL0944 MBS 3.000% 11/01/26		05/01/2016	Paydown		22,708	22,708	23,561	23,377	.0	(670)	.0	(670)	.0	22,708	.0	.0	.0	.284	11/01/2026	1
3138EH-BN-1	FNMA Pool AL0944 MBS 3.000% 11/01/26		06/01/2016	Paydown		20,894	20,894	21,679	21,510	.0	(616)	.0	(616)	.0	20,894	.0	.0	.0	.313	11/01/2026	1
3138EJ-XZ-6	FNMA Pool AL2495 MBS 4.000% 03/01/42		04/01/2016	Paydown		25,807	25,807	27,476	27,463	.0	(1,656)	.0	(1,656)	.0	25,807	.0	.0	.0	.344	03/01/2042	1
3138EJ-XZ-6	FNMA Pool AL2495 MBS 4.000% 03/01/42		05/01/2016	Paydown		17,748	17,748	18,896	18,887	.0	(1,139)	.0	(1,139)	.0	17,748	.0	.0	.0	.296	03/01/2042	1
3138EJ-XZ-6	FNMA Pool AL2495 MBS 4.000% 03/01/42		06/01/2016	Paydown		24,597	24,597	26,188	26,175	.0	(1,579)	.0	(1,579)	.0	24,597	.0	.0	.0	.492	03/01/2042	1
3138EK-2D-6	FNMA Pool AL3471 MBS 4.000% 12/01/42		04/01/2016	Paydown		14,316	14,316	15,224	15,214	.0	(898)	.0	(898)	.0	14,316	.0	.0	.0	.191	12/01/2042	1
3138EK-2D-6	FNMA Pool AL3471 MBS 4.000% 12/01/42		05/01/2016	Paydown		28,242	28,242	30,034	30,013	.0	(1,771)	.0	(1,771)	.0	28,242	.0	.0	.0	.471	12/01/2042	1
3138EK-2D-6	FNMA Pool AL3471 MBS 4.000% 12/01/42		06/01/2016	Paydown		17,568	17,568	18,683	18,670	.0	(1,102)	.0	(1,102)	.0	17,568	.0	.0	.0	.351	12/01/2042	1
3138EQ-FH-0	FNMA Pool AL7367 MBS 4.500% 01/01/42		04/01/2016	Paydown		24,266	24,266	26,295	26,269	.0	(2,002)	.0	(2,002)	.0	24,266	.0	.0	.0	.364	01/01/2042	1
3138EQ-FH-0	FNMA Pool AL7367 MBS 4.500% 01/01/42		05/01/2016	Paydown		15,512	15,512	16,809	16,792	.0	(1,280)	.0	(1,280)	.0	15,512	.0	.0	.0	.291	01/01/2042	1
3138EQ-FH-0	FNMA Pool AL7367 MBS 4.500% 01/01/42		06/01/2016	Paydown		15,246	15,246	16,521	16,504	.0	(1,258)	.0	(1,258)	.0	15,246	.0	.0	.0	.343	01/01/2042	1
3138MK-4P-8	FNMA Pool A04429 MBS 3.500% 11/01/42		04/01/2016	Paydown		4,441	4,441	4,670	4,666	.0	(224)	.0	(224)	.0	4,441	.0	.0	.0	.52	11/01/2042	1
3138MK-4P-8	FNMA Pool A04429 MBS 3.500% 11/01/42		05/01/2016	Paydown		8,141	8,141	8,560	8,552	.0	(411)	.0	(411)	.0	8,141	.0	.0	.0	.119	11/01/2042	1
3138MK-4P-8	FNMA Pool A04429 MBS 3.500% 11/01/42		06/01/2016	Paydown		1,184	1,184	1,245	1,244	.0	(60)	.0	(60)	.0	1,184	.0	.0	.0	.21	11/01/2042	1
3138X0-MT-2	FNMA Pool AU1269 MBS 3.000% 07/01/28		04/01/2016	Paydown		18,546	18,546	19,054	18,989	.0	(443)	.0	(443)	.0	18,546	.0	.0	.0	.185	07/01/2028	1
3138X0-MT-2	FNMA Pool AU1269 MBS 3.000% 07/01/28		05/01/2016	Paydown		9,285	9,285	9,539	9,506	.0	(222)	.0	(222)	.0	9,285	.0	.0	.0	.116	07/01/2028	1
3138X0-MT-2	FNMA Pool AU1269 MBS 3.000% 07/01/28		06/01/2016	Paydown		8,878	8,878	9,122	9,090	.0	(212)	.0	(212)	.0	8,878	.0	.0	.0	.133	07/01/2028	1
3138YV-6F-1	FNMA Pool A24469 MBS 3.500% 08/01/45		04/01/2016	Paydown		15,561	15,561	16,116	16,114	.0	(553)	.0	(553)	.0	15,561	.0	.0	.0	.182	08/01/2045	1
3138YV-6F-1	FNMA Pool A24469 MBS 3.500% 08/01/45		05/01/2016	Paydown		8,453	8,453	8,755	8,754	.0	(300)	.0	(300)	.0	8,453	.0	.0	.0	.123	08/01/2045	1
3138YV-6F-1	FNMA Pool A24469 MBS 3.500% 08/01/45		06/01/2016	Paydown		2,191	2,191	2,269	2,269	.0	(78)	.0	(78)	.0	2,191	.0	.0	.0	.38	08/01/2045	1
3140SK-BZ-3	FNMA Pool 791256 MBS 5.500% 09/01/19		04/01/2016	Paydown		7,508	7,508	7,691	7,570	.0	(62)	.0	(62)	.0	7,508	.0	.0	.0	.138	09/01/2019	1
3140SK-BZ-3	FNMA Pool 791256 MBS 5.500% 09/01/19		05/01/2016	Paydown		2,596	2,596	2,659	2,617	.0	(21)	.0	(21)	.0	2,596	.0	.0	.0	.60	09/01/2019	1
3140SK-BZ-3	FNMA Pool 791256 MBS 5.500% 09/01/19		06/01/2016	Paydown		2,722	2,722	2,789	2,745	.0	(22)	.0	(22)	.0	2,722	.0	.0	.0	.75	09/01/2019	1
31407M-P3-3	FNMA Pool 834842 MBS 5.000% 12/01/20		04/01/2016	Paydown		1,899	1,899	1,879	1,885	.0	.14	.0	.14	.0	1,899	.0	.0	.0	.32	12/01/2020	1
31407M-P3-3	FNMA Pool 834842 MBS 5.000% 12/01/20		05/01/2016	Paydown		1,997	1,997	1,976	1,982	.0	.15	.0	.15	.0	1,997	.0	.0	.0	.42	12/01/2020	1
31407M-P3-3	FNMA Pool 834842 MBS 5.000% 12/01/20		06/01/2016	Paydown		1,927	1,927	1,906	1,912	.0	.14	.0	.14	.0	1,927	.0	.0	.0	.48	12/01/2020	1
31407N-FK-4	FNMA Pool 835470 MBS 5.000% 09/01/20		04/01/2016	Paydown		1,369	1,369	1,349	1,356	.0	.13	.0	.13	.0	1,369	.0	.0	.0	.23	09/01/2020	1
31407N-FK-4	FNMA Pool 835470 MBS 5.000% 09/01/20		05/01/2016	Paydown		1,215	1,215	1,198	1,204	.0	.11	.0	.11	.0	1,215	.0	.0	.0	.25	09/01/2020	1
31407N-FK-4	FNMA Pool 835470 MBS 5.000% 09/01/20		06/01/2016	Paydown		3,028	3,028	2,983	2,999	.0	.28	.0	.28	.0	3,028	.0	.0	.0	.76	09/01/2020	1
31408E-VN-9	FNMA Pool 849421 MBS 5.000% 11/01/20		04/01/2016	Paydown		3,591	3,591	3,553	3,565	.0	.26	.0	.26	.0	3,591	.0	.0	.0	.60	11/01/2020	1
31408E-VN-9	FNMA Pool 849421 MBS 5.000% 11/01/20		05/01/2016	Paydown		1,104	1,104	1,092	1,096	.0	.8	.0	.8	.0	1,104	.0	.0	.0	.23	11/01/2020	1
31408E-VN-9	FNMA Pool 849421 MBS 5.000% 11/01/20		06/01/2016	Paydown		1,006	1,006	995	998	.0	.7	.0	.7	.0	1,006	.0	.0	.0	.25	11/01/2020	1
31410K-N6-7	FNMA Pool 889713 MBS 5.000% 06/01/21		04/01/2016	Paydown		6,123	6,123	6,116	6,110	.0	.13	.0	.13	.0	6,123	.0	.0	.0	.102	06/01/2021	1
31410K-N6-7	FNMA Pool 889713 MBS 5.000% 06/01/21		05/01/2016	Paydown		6,157	6,157	6,149	6,144	.0	.13	.0	.13	.0	6,157	.0	.0	.0	.128	06/01/2021	1
31410K-N6-7	FNMA Pool 889713 MBS 5.000% 06/01/21		06/01/2016	Paydown		6,487	6,487	6,478	6,473	.0	.14	.0	.14								

STATEMENT AS OF JUNE 30, 2016 OF THE UnitedHealthcare of New England, Inc.

**SCHEDULE D - PART 4**

Show All Long-Term Bonds and Stock Sold, Redeemed or Otherwise Disposed of During the Current Quarter

1	2	3	4	5	6	7	8	9	10	Change In Book/Adjusted Carrying Value					16	17	18	19	20	21	22
										11	12	13	14	15							
CUSIP Identification	Description	Foreign	Disposal Date	Name of Purchaser	Number of Shares of Stock	Consideration	Par Value	Actual Cost	Prior Year Book/Adjusted Carrying Value	Unrealized Valuation Increase/(Decrease)	Current Year's (Amortization)/Accretion	Current Year's Other Than Temporary Impairment Recognized	Total Change in Book/Adjusted Carrying Value (11 + 12 - 13)	Total Foreign Exchange Change in Book /Adjusted Carrying Value	Book/Adjusted Carrying Value at Disposal Date	Foreign Exchange Gain (Loss) on Disposal	Realized Gain (Loss) on Disposal	Total Gain (Loss) on Disposal	Bond Interest/Stock Dividends Received During Year	Stated Contractual Maturity Date	NAIC Designation or Market Indicator (a)
31416W-T3-6	FNMA Pool AB1469 MBS 4.500% 09/01/40		04/01/2016	Paydown		7,172	7,172	7,830	7,825	.0	(653)	.0	(653)	.0	7,172	.0	.0	.0	108	09/01/2040	1
31416W-T3-6	FNMA Pool AB1469 MBS 4.500% 09/01/40		05/01/2016	Paydown		7,435	7,435	8,117	8,112	.0	(676)	.0	(676)	.0	7,435	.0	.0	.0	139	09/01/2040	1
31416W-T3-6	FNMA Pool AB1469 MBS 4.500% 09/01/40		06/01/2016	Paydown		11,221	11,221	12,251	12,242	.0	(1,021)	.0	(1,021)	.0	11,221	.0	.0	.0	252	09/01/2040	1
31416W-ZII-5	FNMA Pool AB1656 MBS 4.000% 10/01/40		04/01/2016	Paydown		20,967	20,967	22,261	22,256	.0	(1,290)	.0	(1,290)	.0	20,967	.0	.0	.0	280	10/01/2040	1
31416W-ZII-5	FNMA Pool AB1656 MBS 4.000% 10/01/40		05/01/2016	Paydown		10,410	10,410	11,053	11,050	.0	(640)	.0	(640)	.0	10,410	.0	.0	.0	174	10/01/2040	1
31416W-ZII-5	FNMA Pool AB1656 MBS 4.000% 10/01/40		06/01/2016	Paydown		10,393	10,393	11,035	11,033	.0	(639)	.0	(639)	.0	10,393	.0	.0	.0	208	10/01/2040	1
31417B-HL-4	FNMA Pool AB4734 MBS 3.000% 03/01/27		04/01/2016	Paydown		12,633	12,633	13,210	13,099	.0	(466)	.0	(466)	.0	12,633	.0	.0	.0	126	03/01/2027	1
31417B-HL-4	FNMA Pool AB4734 MBS 3.000% 03/01/27		05/01/2016	Paydown		40,742	40,742	42,601	42,245	.0	(1,503)	.0	(1,503)	.0	40,742	.0	.0	.0	509	03/01/2027	1
31417B-HL-4	FNMA Pool AB4734 MBS 3.000% 03/01/27		06/01/2016	Paydown		12,078	12,078	12,629	12,523	.0	(446)	.0	(446)	.0	12,078	.0	.0	.0	181	03/01/2027	1
31418P-S7-1	FNMA Pool AD2341 MBS 4.500% 03/01/40		04/01/2016	Paydown		10,432	10,432	11,165	11,143	.0	(711)	.0	(711)	.0	10,432	.0	.0	.0	156	03/01/2040	1
31418P-S7-1	FNMA Pool AD2341 MBS 4.500% 03/01/40		05/01/2016	Paydown		5,254	5,254	5,624	5,612	.0	(358)	.0	(358)	.0	5,254	.0	.0	.0	99	03/01/2040	1
31418P-S7-1	FNMA Pool AD2341 MBS 4.500% 03/01/40		06/01/2016	Paydown		11,882	11,882	12,717	12,692	.0	(810)	.0	(810)	.0	11,882	.0	.0	.0	267	03/01/2040	1
31418S-V2-2	FNMA Pool AD5132 MBS 3.500% 02/01/26		04/01/2016	Paydown		15,760	15,760	16,042	15,967	.0	(206)	.0	(206)	.0	15,760	.0	.0	.0	184	02/01/2026	1
31418S-V2-2	FNMA Pool AD5132 MBS 3.500% 02/01/26		05/01/2016	Paydown		3,151	3,151	3,207	3,192	.0	(41)	.0	(41)	.0	3,151	.0	.0	.0	46	02/01/2026	1
31418S-V2-2	FNMA Pool AD5132 MBS 3.500% 02/01/26		06/01/2016	Paydown		2,960	2,960	3,013	2,999	.0	(39)	.0	(39)	.0	2,960	.0	.0	.0	52	02/01/2026	1
31419A-U8-8	FNMA Pool AE0606 MBS 4.000% 11/01/40		04/01/2016	Paydown		18,812	18,812	20,023	20,012	.0	(1,200)	.0	(1,200)	.0	18,812	.0	.0	.0	251	11/01/2040	1
31419A-U8-8	FNMA Pool AE0606 MBS 4.000% 11/01/40		05/01/2016	Paydown		30,176	30,176	32,118	32,100	.0	(1,924)	.0	(1,924)	.0	30,176	.0	.0	.0	503	11/01/2040	1
31419A-U8-8	FNMA Pool AE0606 MBS 4.000% 11/01/40		06/01/2016	Paydown		31,088	31,088	33,089	33,070	.0	(1,982)	.0	(1,982)	.0	31,088	.0	.0	.0	622	11/01/2040	1
31419B-PY-5	FNMA Pool AE1338 MBS 3.500% 08/01/25		04/01/2016	Paydown		2,084	2,084	2,103	2,097	.0	(13)	.0	(13)	.0	2,084	.0	.0	.0	24	08/01/2025	1
31419B-PY-5	FNMA Pool AE1338 MBS 3.500% 08/01/25		05/01/2016	Paydown		2,008	2,008	2,027	2,021	.0	(13)	.0	(13)	.0	2,008	.0	.0	.0	29	08/01/2025	1
31419B-PY-5	FNMA Pool AE1338 MBS 3.500% 08/01/25		06/01/2016	Paydown		2,285	2,285	2,306	2,299	.0	(15)	.0	(15)	.0	2,285	.0	.0	.0	40	08/01/2025	1
31419D-B5-9	FNMA Pool AE2759 MBS 3.500% 08/01/26		04/01/2016	Paydown		1,028	1,028	1,055	1,048	.0	(21)	.0	(21)	.0	1,028	.0	.0	.0	12	08/01/2026	1
31419D-B5-9	FNMA Pool AE2759 MBS 3.500% 08/01/26		05/01/2016	Paydown		1,056	1,056	1,083	1,077	.0	(21)	.0	(21)	.0	1,056	.0	.0	.0	15	08/01/2026	1
31419D-B5-9	FNMA Pool AE2759 MBS 3.500% 08/01/26		06/01/2016	Paydown		1,023	1,023	1,049	1,043	.0	(20)	.0	(20)	.0	1,023	.0	.0	.0	18	08/01/2026	1
594615-BN-5	MICHIGAN ST BLDG Rev Bond Cont Call 5.000% 04/15/34		06/09/2016	First Tennessee		647,719	535,000	601,912	600,011	.0	(2,532)	.0	(2,532)	.0	597,480	.0	50,239	50,239	17,759	04/15/2034	1FE
650014-VII-0	NEW YORK ST Hwy Auth Rev Bond Cont Call 5.000% 04/01/24		06/02/2016	Morgan Stanley		2,705,378	2,250,000	2,667,060	2,523,688	.0	(17,387)	.0	(17,387)	.0	2,506,302	.0	199,076	199,076	76,875	04/01/2024	1FE
75913T-JM-7	REGL TRANSPRTN D Rev Bond Cont Call 5.000% 06/01/29		06/09/2016	Morgan Stanley		1,222,640	1,000,000	1,135,690	1,131,321	.0	(5,390)	.0	(5,390)	.0	1,125,932	.0	96,708	96,708	26,806	06/01/2029	1FE
3199999	Subtotal - Bonds - U.S. Special Revenues					7,304,640	6,207,393	7,068,745	6,895,341	0	(78,081)	0	(78,081)	0	6,817,273	0	487,367	487,367	189,312	XXX	XXX
03062A-AB-2	AMERICREDIT AUTO AMCAR 2014-3 A2A ABS 0.640% 04/09/18		04/08/2016	Paydown		72,224	72,224	72,220	72,223	.0	.1	.0	.1	.0	72,224	.0	.0	.0	154	04/09/2018	1FE
03062A-AB-2	AMERICREDIT AUTO AMCAR 2014-3 A2A ABS 0.640% 04/09/18		05/08/2016	Paydown		67,268	67,268	67,265	67,268	.0	.1	.0	.1	.0	67,268	.0	.0	.0	179	04/09/2018	1FE
03062A-AB-2	AMERICREDIT AUTO AMCAR 2014-3 A2A ABS 0.640% 04/09/18		06/08/2016	Paydown		63,990	63,990	63,986	63,989	.0	.1	.0	.1	.0	63,990	.0	.0	.0	205	04/09/2018	1FE
03064L-AC-4	AMERICREDIT AUTO AMCAR 2014-1 A3 ABS 0.900% 01/08/19		04/08/2016	Paydown		13,813	13,813	13,811	13,812	.0	.1	.0	.1	.0	13,813	.0	.0	.0	41	01/08/2019	1FE
03064L-AC-4	AMERICREDIT AUTO AMCAR 2014-1 A3 ABS 0.900% 01/08/19		05/08/2016	Paydown		11,570	11,570	11,569	11,570	.0	.1	.0	.1	.0	11,570	.0	.0	.0	43	01/08/2019	1FE
03064L-AC-4	AMERICREDIT AUTO AMCAR 2014-1 A3 ABS 0.900% 01/08/19		06/08/2016	Paydown		11,695	11,695	11,694	11,695	.0	.1	.0	.1	.0	11,695	.0	.0	.0	53	01/08/2019	1FE
03065L-AB-5	AMERICREDIT AUTO AMCAR 2015-2 A2A ABS 0.830% 09/10/18		04/08/2016	Paydown		38,244	38,244	38,242	38,244	.0	.0	.0	.0	.0	38,244	.0	.0	.0	106	09/10/2018	1FE
03065L-AB-5	AMERICREDIT AUTO AMCAR 2015-2 A2A ABS 0.830% 09/10/18		05/08/2016	Paydown		35,374	35,374	35,372	35,374	.0	.0	.0	.0	.0	35,374	.0	.0	.0	122	09/10/2018	1FE
03065L-AB-5	AMERICREDIT AUTO AMCAR 2015-2 A2A ABS 0.830% 09/10/18		06/08/2016	Paydown		31,903	31,903	31,901	31,903	.0	.0	.0	.0	.0	31,903	.0	.0	.0	132	09/10/2018	1FE
07388L-AE-0	Bear Stearns BSCMS 2006-PW13 A4 CMBS 5.540% 09/11/41		04/01/2016	Paydown		47,142	47,142	53,384	48,050	.0	(908)	.0	(908)	.0	47,142	.0	.0	.0	895	09/11/2041	1FM
07388L-AE-0	Bear Stearns BSCMS 2006-PW13 A4 CMBS 5.540% 09/11/41		05/01/2016	Paydown		168,693	168,693	191,032	171,943	.0	(3,249)	.0	(3,249)	.0	168,693	.0	.0	.0	4,025	09/11/2041	1FM
07388L-AE-0	Bear Stearns BSCMS 2006-PW13 A4 CMBS 5.540% 09/11/41		06/01/2016	Paydown		108,884	108,884	123,303	110,981	.0	(2,097)	.0	(2,097)	.0	108,884	.0	.0	.0	3,101	09/11/2041	1FM
12593N-AB-3	CNH EQUIPMENT TR CNH 2015-C A2A ABS 1.100% 12/17/18		05/15/2016	Paydown		67,037	67,037	67,029	67,032	.0	.5	.0	.5	.0	67,037	.0	.0	.0	307	12/17/2018	1FE

E05.2

STATEMENT AS OF JUNE 30, 2016 OF THE UnitedHealthcare of New England, Inc.

**SCHEDULE D - PART 4**

Show All Long-Term Bonds and Stock Sold, Redeemed or Otherwise Disposed of During the Current Quarter

1	2	3	4	5	6	7	8	9	10	Change In Book/Adjusted Carrying Value					16	17	18	19	20	21	22	
										11	12	13	14	15								
CUSIP Identification	Description	Foreign	Disposal Date	Name of Purchaser	Number of Shares of Stock	Consideration	Par Value	Actual Cost	Prior Year Book/Adjusted Carrying Value	Unrealized Valuation Increase/(Decrease)	Current Year's (Amortization)/Accretion	Current Year's Other Than Temporary Impairment Recognized	Total Change in Book/Adjusted Carrying Value (11 + 12 - 13)	Total Foreign Exchange Change in Book/Adjusted Carrying Value	Book/Adjusted Carrying Value at Disposal Date	Foreign Exchange Gain (Loss) on Disposal	Realized Gain (Loss) on Disposal	Total Gain (Loss) on Disposal	Bond Interest/Stock Dividends Received During Year	Stated Contractual Maturity Date	NAIC Designation or Market Indicator (a)	
12593N-AB-3	CNH EQUIPMENT TR CNH 2015-C A2A ABS 1.100% 12/17/18		06/15/2016	Paydown		212,868	212,868	212,845	212,853	.0	.15	.0	.15	.0	212,868	.0	.0	.0	1,171	12/17/2018	1FE	
32051H-AF-0	First Horizon Alt Mtg FHAMS 2006-FA3 A6 CMO 6.000% 07/25/36		04/01/2016	Paydown		2,248	2,738	1,695	1,846	.0	.733	.0	.733	.0	2,579	.0	(332)	(332)	.55	07/25/2036	1FM	
32051H-AF-0	First Horizon Alt Mtg FHAMS 2006-FA3 A6 CMO 6.000% 07/25/36		05/01/2016	Paydown		3,506	3,928	2,432	2,648	.0	1,144	.0	1,144	.0	3,792	.0	(285)	(285)	.98	07/25/2036	1FM	
32051H-AF-0	First Horizon Alt Mtg FHAMS 2006-FA3 A6 CMO 6.000% 07/25/36		06/01/2016	Paydown		2,511	3,317	2,053	2,236	.0	.821	.0	.821	.0	3,057	.0	(546)	(546)	.233	07/25/2036	1FM	
34530T-AB-0	FORD CREDIT AUTO FORDL 2015-A A2A ABS 0.790% 12/15/17		04/15/2016	Paydown		67,659	67,659	67,659	67,659	.0	.0	.0	.0	.0	67,659	.0	.0	.0	.178	12/15/2017	1FE	
34530T-AB-0	FORD CREDIT AUTO FORDL 2015-A A2A ABS 0.790% 12/15/17		05/15/2016	Paydown		69,471	69,471	69,470	69,470	.0	.0	.0	.0	.0	69,471	.0	.0	.0	.229	12/15/2017	1FE	
34530T-AB-0	FORD CREDIT AUTO FORDL 2015-A A2A ABS 0.790% 12/15/17		06/15/2016	Paydown		73,058	73,058	73,057	73,058	.0	.0	.0	.0	.0	73,058	.0	.0	.0	.289	12/15/2017	1FE	
76113F-BB-5	Residential Asset Sec RAST 2006-A6 2A12 CMO 6.000% 07/25/36		04/01/2016	Paydown		2,791	2,402	1,480	1,605	.0	.926	.0	.926	.0	2,530	.0	.261	.261	.78	07/25/2036	1FM	
76113F-BB-5	Residential Asset Sec RAST 2006-A6 2A12 CMO 6.000% 07/25/36		05/01/2016	Paydown		4,819	8,719	5,373	5,825	.0	1,609	.0	1,609	.0	7,434	.0	(2,615)	(2,615)	.262	07/25/2036	1FM	
76113F-BB-5	Residential Asset Sec RAST 2006-A6 2A12 CMO 6.000% 07/25/36		06/01/2016	Paydown		12,989	12,681	7,814	8,472	.0	4,310	.0	4,310	.0	12,782	.0	.207	.207	.463	07/25/2036	1FM	
80284L-AB-8	Santander Drive SDART 2015-3 A2A ABS 1.020% 09/17/18		04/15/2016	Paydown		63,807	63,807	63,806	63,806	.0	.1	.0	.1	.0	63,807	.0	.0	.0	.217	09/17/2018	1FE	
80284L-AB-8	Santander Drive SDART 2015-3 A2A ABS 1.020% 09/17/18		05/15/2016	Paydown		64,315	64,315	64,314	64,314	.0	.1	.0	.1	.0	64,315	.0	.0	.0	.273	09/17/2018	1FE	
80284L-AB-8	Santander Drive SDART 2015-3 A2A ABS 1.020% 09/17/18		06/15/2016	Paydown		60,598	60,598	60,597	60,597	.0	.1	.0	.1	.0	60,598	.0	.0	.0	.309	09/17/2018	1FE	
80284M-AB-6	Santander Drive SDART 2015-4 A2A ABS 1.200% 12/17/18		04/15/2016	Paydown		56,027	56,027	56,026	56,027	.0	.0	.0	.0	.0	56,027	.0	.0	.0	.224	12/17/2018	1FE	
80284M-AB-6	Santander Drive SDART 2015-4 A2A ABS 1.200% 12/17/18		05/15/2016	Paydown		51,767	51,767	51,766	51,767	.0	.0	.0	.0	.0	51,767	.0	.0	.0	.259	12/17/2018	1FE	
80284M-AB-6	Santander Drive SDART 2015-4 A2A ABS 1.200% 12/17/18		06/15/2016	Paydown		50,416	50,416	50,415	50,416	.0	.0	.0	.0	.0	50,416	.0	.0	.0	.303	12/17/2018	1FE	
3899999	Subtotal - Bonds - Industrial and Miscellaneous (Unaffiliated)					1,536,687	1,541,608	1,571,610	1,536,683	0	3,318	0	3,318	0	1,539,997	0	(3,310)	(3,310)	14,004	XXX	XXX	
8399997	Total - Bonds - Part 4					11,652,232	10,199,001	11,333,962	10,084,195	0	(84,178)	0	(84,178)	0	11,001,199	0	651,033	651,033	268,696	XXX	XXX	
8399998	Total - Bonds - Part 5					XXX	XXX	XXX	XXX	XXX	XXX	XXX	XXX	XXX	XXX	XXX	XXX	XXX	XXX	XXX	XXX	XXX
8399999	Total - Bonds					11,652,232	10,199,001	11,333,962	10,084,195	0	(84,178)	0	(84,178)	0	11,001,199	0	651,033	651,033	268,696	XXX	XXX	
8999997	Total - Preferred Stocks - Part 4					0	XXX	0	0	0	0	0	0	0	0	0	0	0	0	0	XXX	XXX
8999998	Total - Preferred Stocks - Part 5					XXX	XXX	XXX	XXX	XXX	XXX	XXX	XXX	XXX	XXX	XXX	XXX	XXX	XXX	XXX	XXX	XXX
8999999	Total - Preferred Stocks					0	XXX	0	0	0	0	0	0	0	0	0	0	0	0	0	XXX	XXX
000000-00-0	UHC Liquidity Pool Pro Rata Share Portion		04/01/2016	JP Morgan Pool	16,687,693,000	16,687,693,000	16,687,693,000	16,687,693,000	16,687,693,000	.0	.0	.0	.0	.0	16,687,693,000	.0	.0	.0	.0	13,714		
000000-00-0	UHC Liquidity Pool Pro Rata Share Portion		04/04/2016	JP Morgan Pool	126,000,000	126,000,000	126,000,000	126,000,000	126,000,000	.0	.0	.0	.0	.0	126,000,000	.0	.0	.0	.0	104		
000000-00-0	UHC Liquidity Pool Pro Rata Share Portion		04/05/2016	JP Morgan Pool	220,000,000	220,000,000	220,000,000	220,000,000	220,000,000	.0	.0	.0	.0	.0	220,000,000	.0	.0	.0	.0	181		
000000-00-0	UHC Liquidity Pool Pro Rata Share Portion		04/06/2016	JP Morgan Pool	78,000,000	78,000,000	78,000,000	78,000,000	78,000,000	.0	.0	.0	.0	.0	78,000,000	.0	.0	.0	.0	64		
000000-00-0	UHC Liquidity Pool Pro Rata Share Portion		04/07/2016	JP Morgan Pool	103,000,000	103,000,000	103,000,000	103,000,000	103,000,000	.0	.0	.0	.0	.0	103,000,000	.0	.0	.0	.0	85		
000000-00-0	UHC Liquidity Pool Pro Rata Share Portion		04/07/2016	JP Morgan Pool	17,887,510,000	17,887,510,000	17,887,510,000	17,887,510,000	17,887,510,000	.0	.0	.0	.0	.0	17,887,510,000	.0	.0	.0	.0	12,088		
000000-00-0	UHC Liquidity Pool Pro Rata Share Portion		04/11/2016	JP Morgan Pool	197,000,000	197,000,000	197,000,000	197,000,000	197,000,000	.0	.0	.0	.0	.0	197,000,000	.0	.0	.0	.0	88		
000000-00-0	UHC Liquidity Pool Pro Rata Share Portion		04/12/2016	JP Morgan Pool	275,000,000	275,000,000	275,000,000	275,000,000	275,000,000	.0	.0	.0	.0	.0	275,000,000	.0	.0	.0	.0	122		
000000-00-0	UHC Liquidity Pool Pro Rata Share Portion		04/13/2016	JP Morgan Pool	103,000,000	103,000,000	103,000,000	103,000,000	103,000,000	.0	.0	.0	.0	.0	103,000,000	.0	.0	.0	.0	46		
000000-00-0	UHC Liquidity Pool Pro Rata Share Portion		04/14/2016	JP Morgan Pool	101,000,000	101,000,000	101,000,000	101,000,000	101,000,000	.0	.0	.0	.0	.0	101,000,000	.0	.0	.0	.0	45		
000000-00-0	UHC Liquidity Pool Pro Rata Share Portion		04/15/2016	JP Morgan Pool	13,567,846,000	13,567,846,000	13,567,846,000	13,567,846,000	13,567,846,000	.0	.0	.0	.0	.0	13,567,846,000	.0	.0	.0	.0	6,034		
000000-00-0	UHC Liquidity Pool Pro Rata Share Portion		04/18/2016	JP Morgan Pool	250,000,000	250,000,000	250,000,000	250,000,000	250,000,000	.0	.0	.0	.0	.0	250,000,000	.0	.0	.0	.0	111		
000000-00-0	UHC Liquidity Pool Pro Rata Share Portion		04/19/2016	JP Morgan Pool	169,000,000	169,000,000	169,000,000	169,000,000	169,000,000	.0	.0	.0	.0	.0	169,000,000	.0	.0	.0	.0	75		
000000-00-0	UHC Liquidity Pool Pro Rata Share Portion		04/20/2016	JP Morgan Pool	131,000,000	131,000,000	131,000,000	131,000,000	131,000,000	.0	.0	.0	.0	.0	131,000,000	.0	.0	.0	.0	58		
000000-00-0	UHC Liquidity Pool Pro Rata Share Portion		04/20/2016	JP Morgan Pool	3,512,128,000	3,512,128,000	3,512,128,000	3,512,128,000	3,512,128,000	.0	.0	.0	.0	.0	3,512,128,000	.0	.0	.0	.0	1,562		
000000-00-0	UHC Liquidity Pool Pro Rata Share Portion		04/21/2016	JP Morgan Pool	91,000,000	91,000,000	91,000,000	91,000,000	91,000,000	.0	.0	.0	.0	.0	91,000,000	.0	.0	.0	.0	40		
000000-00-0	UHC Liquidity Pool Pro Rata Share Portion		04/22/2016	JP Morgan Pool	71,000,000	71,000,000	71,000,000	71,000,000	71,000,000	.0	.0	.0	.0	.0	71,000,000	.0	.0	.0	.0	32		

E05.3

STATEMENT AS OF JUNE 30, 2016 OF THE UnitedHealthcare of New England, Inc.

**SCHEDULE D - PART 4**

Show All Long-Term Bonds and Stock Sold, Redeemed or Otherwise Disposed of During the Current Quarter

1	2	3	4	5	6	7	8	9	10	Change In Book/Adjusted Carrying Value					16	17	18	19	20	21	22
										11	12	13	14	15							
CUSIP Identification	Description	Foreign	Disposal Date	Name of Purchaser	Number of Shares of Stock	Consideration	Par Value	Actual Cost	Prior Year Book/Adjusted Carrying Value	Unrealized Valuation Increase/(Decrease)	Current Year's (Amortization)/Accretion	Current Year's Other Than Temporary Impairment Recognized	Total Change in Book/Adjusted Carrying Value (11 + 12 - 13)	Total Foreign Exchange Change in Book /Adjusted Carrying Value	Book/Adjusted Carrying Value at Disposal Date	Foreign Exchange Gain (Loss) on Disposal	Realized Gain (Loss) on Disposal	Total Gain (Loss) on Disposal	Bond Interest/Stock Dividends Received During Year	Stated Contractual Maturity Date	NAIC Designation or Market Indicator (a)
000000-00-0	UHC Liquidity Pool Pro Rata Share Portion		04/25/2016	JP Morgan Pool	207,000,000	207,000		207,000	0	0	0	0	0	0	207,000	0	0	0	92		
000000-00-0	UHC Liquidity Pool Pro Rata Share Portion		04/26/2016	JP Morgan Pool	115,000,000	115,000		115,000	0	0	0	0	0	0	115,000	0	0	0	51		
000000-00-0	UHC Liquidity Pool Pro Rata Share Portion		04/27/2016	JP Morgan Pool	99,000,000	99,000		99,000	0	0	0	0	0	0	99,000	0	0	0	44		
000000-00-0	UHC Liquidity Pool Pro Rata Share Portion		04/28/2016	JP Morgan Pool	121,000,000	121,000		121,000	0	0	0	0	0	0	121,000	0	0	0	54		
000000-00-0	UHC Liquidity Pool Pro Rata Share Portion		04/29/2016	JP Morgan Pool	20,820,575,000	20,820,575		20,820,575	0	0	0	0	0	0	20,820,575	0	0	0	18,582		
000000-00-0	UHC Liquidity Pool Pro Rata Share Portion		05/02/2016	JP Morgan Pool	173,000,000	173,000		173,000	0	0	0	0	0	0	173,000	0	0	0	154		
000000-00-0	UHC Liquidity Pool Pro Rata Share Portion		05/02/2016	JP Morgan Pool	17,753,365,000	17,753,365		17,753,365	0	0	0	0	0	0	17,753,365	0	0	0	15,844		
000000-00-0	UHC Liquidity Pool Pro Rata Share Portion		05/03/2016	JP Morgan Pool	227,000,000	227,000		227,000	0	0	0	0	0	0	227,000	0	0	0	203		
000000-00-0	UHC Liquidity Pool Pro Rata Share Portion		05/04/2016	JP Morgan Pool	115,000,000	115,000		115,000	0	0	0	0	0	0	115,000	0	0	0	103		
000000-00-0	UHC Liquidity Pool Pro Rata Share Portion		05/05/2016	JP Morgan Pool	134,000,000	134,000		134,000	0	0	0	0	0	0	134,000	0	0	0	120		
000000-00-0	UHC Liquidity Pool Pro Rata Share Portion		05/06/2016	JP Morgan Pool	215,000,000	215,000		215,000	0	0	0	0	0	0	215,000	0	0	0	192		
000000-00-0	UHC Liquidity Pool Pro Rata Share Portion		05/06/2016	JP Morgan Pool	11,892,072,000	11,892,072		11,892,072	0	0	0	0	0	0	11,892,072	0	0	0	9,913		
000000-00-0	UHC Liquidity Pool Pro Rata Share Portion		05/09/2016	JP Morgan Pool	50,000,000	50,000		50,000	0	0	0	0	0	0	50,000	0	0	0	22		
000000-00-0	UHC Liquidity Pool Pro Rata Share Portion		05/10/2016	JP Morgan Pool	192,000,000	192,000		192,000	0	0	0	0	0	0	192,000	0	0	0	86		
000000-00-0	UHC Liquidity Pool Pro Rata Share Portion		05/11/2016	JP Morgan Pool	55,000,000	55,000		55,000	0	0	0	0	0	0	55,000	0	0	0	25		
000000-00-0	UHC Liquidity Pool Pro Rata Share Portion		05/12/2016	JP Morgan Pool	74,000,000	74,000		74,000	0	0	0	0	0	0	74,000	0	0	0	33		
000000-00-0	UHC Liquidity Pool Pro Rata Share Portion		05/13/2016	JP Morgan Pool	64,000,000	64,000		64,000	0	0	0	0	0	0	64,000	0	0	0	29		
000000-00-0	UHC Liquidity Pool Pro Rata Share Portion		05/13/2016	JP Morgan Pool	10,011,861,000	10,011,861		10,011,861	0	0	0	0	0	0	10,011,861	0	0	0	4,483		
000000-00-0	UHC Liquidity Pool Pro Rata Share Portion		05/16/2016	JP Morgan Pool	228,000,000	228,000		228,000	0	0	0	0	0	0	228,000	0	0	0	102		
000000-00-0	UHC Liquidity Pool Pro Rata Share Portion		05/17/2016	JP Morgan Pool	227,000,000	227,000		227,000	0	0	0	0	0	0	227,000	0	0	0	102		
000000-00-0	UHC Liquidity Pool Pro Rata Share Portion		05/18/2016	JP Morgan Pool	108,000,000	108,000		108,000	0	0	0	0	0	0	108,000	0	0	0	48		
000000-00-0	UHC Liquidity Pool Pro Rata Share Portion		05/19/2016	JP Morgan Pool	110,000,000	110,000		110,000	0	0	0	0	0	0	110,000	0	0	0	49		
000000-00-0	UHC Liquidity Pool Pro Rata Share Portion		05/19/2016	JP Morgan Pool	8,511,967,000	8,511,967		8,511,967	0	0	0	0	0	0	8,511,967	0	0	0	3,811		
000000-00-0	UHC Liquidity Pool Pro Rata Share Portion		05/23/2016	JP Morgan Pool	166,000,000	166,000		166,000	0	0	0	0	0	0	166,000	0	0	0	74		
000000-00-0	UHC Liquidity Pool Pro Rata Share Portion		05/24/2016	JP Morgan Pool	233,000,000	233,000		233,000	0	0	0	0	0	0	233,000	0	0	0	104		
000000-00-0	UHC Liquidity Pool Pro Rata Share Portion		05/25/2016	JP Morgan Pool	196,000,000	196,000		196,000	0	0	0	0	0	0	196,000	0	0	0	88		
000000-00-0	UHC Liquidity Pool Pro Rata Share Portion		05/26/2016	JP Morgan Pool	85,000,000	85,000		85,000	0	0	0	0	0	0	85,000	0	0	0	38		
000000-00-0	UHC Liquidity Pool Pro Rata Share Portion		05/27/2016	JP Morgan Pool	75,000,000	75,000		75,000	0	0	0	0	0	0	75,000	0	0	0	34		
000000-00-0	UHC Liquidity Pool Pro Rata Share Portion		05/31/2016	JP Morgan Pool	235,000,000	235,000		235,000	0	0	0	0	0	0	235,000	0	0	0	211		
000000-00-0	UHC Liquidity Pool Pro Rata Share Portion		05/31/2016	JP Morgan Pool	28,047,984,000	28,047,984		28,047,984	0	0	0	0	0	0	28,047,984	0	0	0	25,137		
000000-00-0	UHC Liquidity Pool Pro Rata Share Portion		06/01/2016	JP Morgan Pool	17,603,394,000	17,603,394		17,603,394	0	0	0	0	0	0	17,603,394	0	0	0	15,776		
000000-00-0	UHC Liquidity Pool Pro Rata Share Portion		06/02/2016	JP Morgan Pool	359,000,000	359,000		359,000	0	0	0	0	0	0	359,000	0	0	0	322		
000000-00-0	UHC Liquidity Pool Pro Rata Share Portion		06/06/2016	JP Morgan Pool	15,571,000,000	15,571,000		15,571,000	0	0	0	0	0	0	15,571,000	0	0	0	7,063		
000000-00-0	UHC Liquidity Pool Pro Rata Share Portion		06/07/2016	JP Morgan Pool	89,000,000	89,000		89,000	0	0	0	0	0	0	89,000	0	0	0	40		
000000-00-0	UHC Liquidity Pool Pro Rata Share Portion		06/07/2016	JP Morgan Pool	6,380,386,000	6,380,386		6,380,386	0	0	0	0	0	0	6,380,386	0	0	0	2,861		
000000-00-0	UHC Liquidity Pool Pro Rata Share Portion		06/08/2016	JP Morgan Pool	28,000,000	28,000		28,000	0	0	0	0	0	0	28,000	0	0	0	13		
000000-00-0	UHC Liquidity Pool Pro Rata Share Portion		06/09/2016	JP Morgan Pool	143,000,000	143,000		143,000	0	0	0	0	0	0	143,000	0	0	0	64		
000000-00-0	UHC Liquidity Pool Pro Rata Share Portion		06/10/2016	JP Morgan Pool	77,000,000	77,000		77,000	0	0	0	0	0	0	77,000	0	0	0	35		
000000-00-0	UHC Liquidity Pool Pro Rata Share Portion		06/13/2016	JP Morgan Pool	228,000,000	228,000		228,000	0	0	0	0	0	0	228,000	0	0	0	102		
000000-00-0	UHC Liquidity Pool Pro Rata Share Portion		06/14/2016	JP Morgan Pool	153,000,000	153,000		153,000	0	0	0	0	0	0	153,000	0	0	0	69		
000000-00-0	UHC Liquidity Pool Pro Rata Share Portion		06/15/2016	JP Morgan Pool	77,000,000	77,000		77,000	0	0	0	0	0	0	77,000	0	0	0	35		
000000-00-0	UHC Liquidity Pool Pro Rata Share Portion		06/15/2016	JP Morgan Pool	11,602,683,000	11,602,683		11,602,683	0	0	0	0	0	0	11,602,683	0	0	0	5,203		
000000-00-0	UHC Liquidity Pool Pro Rata Share Portion		06/16/2016	JP Morgan Pool	67,000,000	67,000		67,000	0	0	0	0	0	0	67,000	0	0	0	30		
000000-00-0	UHC Liquidity Pool Pro Rata Share Portion		06/20/2016	JP Morgan Pool	94,000,000	94,000		94,000	0	0	0	0	0	0	94,000	0	0	0	42		
000000-00-0	UHC Liquidity Pool Pro Rata Share Portion		06/20/2016	JP Morgan Pool	8,618,537,000	8,618,537		8,618,537	0	0	0	0	0	0	8,618,537	0	0	0	3,865		
000000-00-0	UHC Liquidity Pool Pro Rata Share Portion		06/21/2016	JP Morgan Pool	103,000,000	103,000		103,000	0	0	0	0	0	0	103,000	0	0	0	46		
000000-00-0	UHC Liquidity Pool Pro Rata Share Portion		06/22/2016	JP Morgan Pool	125,000,000	125,000		125,000	0	0	0	0	0	0	125,000	0	0	0	56		
000000-00-0	UHC Liquidity Pool Pro Rata Share Portion		06/23/2016	JP Morgan Pool	54,000,000	54,000		54,000	0	0	0	0	0	0	54,000	0	0	0	24		
000000-00-0	UHC Liquidity Pool Pro Rata Share Portion		06/24/2016	JP Morgan Pool	35,000,000	35,000		35,000	0	0	0	0	0	0	35,000	0	0	0	16		
000000-00-0	UHC Liquidity Pool Pro Rata Share Portion		06/27/2016	JP Morgan Pool	77,000,000	77,000		77,000	0	0	0	0	0	0	77,000	0	0	0	35		
000000-00-0	UHC Liquidity Pool Pro Rata Share Portion		06/28/2016	JP Morgan Pool	154,000,000	154,000		154,000	0	0	0	0	0	0	154,000	0	0	0	69		
000000-00-0	UHC Liquidity Pool Pro Rata Share Portion		06/29/2016	JP Morgan Pool	96,000,000	96,000		96,000	0	0	0	0	0	0	96,000	0	0	0	43		
000000-00-0	UHC Liquidity Pool Pro Rata Share Portion		06/29/2016	JP Morgan Pool	20,588,055,000	20,588,055		20,588,055	0	0	0	0	0	0	20,588,055	0	0	0	4,818		
000000-00-0	UHC Liquidity Pool Pro Rata Share Portion		06/30/2016	JP Morgan Pool	65,000,000	65,000		65,000	0	0	0	0	0	0	65,000	0	0	0	28		
000000-00-0	UHC Liquidity Pool Pro Rata Share Portion		06/30/2016	JP Morgan Pool	617,549,000	617,549		617,549	0	0	0	0	0	0	617,549	0	0	0	271		
9099999	Subtotal - Common Stocks - Industrial and Miscellaneous (Unaffiliated)					237,117,605	XXX		237,117,605	0	0	0	0	0	237,117,605	0	0	0	155,203	XXX	XXX
9799997	Total - Common Stocks - Part 4					237,117,605	XXX		237,117,605	0	0	0	0	0	237,117,605	0	0	0	155,203	XXX	XXX

E05.4

STATEMENT AS OF JUNE 30, 2016 OF THE UnitedHealthcare of New England, Inc.

**SCHEDULE D - PART 4**

Show All Long-Term Bonds and Stock Sold, Redeemed or Otherwise Disposed of During the Current Quarter

1	2	3	4	5	6	7	8	9	10	Change In Book/Adjusted Carrying Value					16	17	18	19	20	21	22
										11	12	13	14	15							
CUSIP Identification	Description	For-foreign	Disposal Date	Name of Purchaser	Number of Shares of Stock	Consideration	Par Value	Actual Cost	Prior Year Book/Adjusted Carrying Value	Unrealized Valuation Increase/(Decrease)	Current Year's (Amortization)/Accretion	Other Than Temporary Impairment Recognized	Total Change in Book/Adjusted Carrying Value (11 + 12 - 13)	Total Foreign Exchange Change in Book /Adjusted Carrying Value	Book/Adjusted Carrying Value at Disposal Date	Foreign Exchange Gain (Loss) on Disposal	Realized Gain (Loss) on Disposal	Total Gain (Loss) on Disposal	Bond Interest/Stock Dividends Received During Year	Stated Contractual Maturity Date	NAIC Designation or Market Indicator (a)
9799998. Total - Common Stocks - Part 5						XXX	XXX	XXX	XXX	XXX	XXX	XXX	XXX	XXX	XXX	XXX	XXX	XXX	XXX	XXX	XXX
9799999. Total - Common Stocks						237,117,605	XXX	237,117,605	0	0	0	0	0	0	237,117,605	0	0	0	155,203	XXX	XXX
9899999. Total - Preferred and Common Stocks						237,117,605	XXX	237,117,605	0	0	0	0	0	0	237,117,605	0	0	0	155,203	XXX	XXX
9999999 - Totals						248,769,837	XXX	248,451,567	10,084,195	0	(84,178)	0	(84,178)	0	248,118,804	0	651,033	651,033	423,899	XXX	XXX

(a) For all common stock bearing the NAIC market indicator "U" provide: the number of such issues.....

Schedule DB - Part A - Section 1 - Options, Caps, Floors, Collars, Swaps and Forwards Open

**N O N E**

Schedule DB - Part B - Section 1 - Futures Contracts Open

**N O N E**

Schedule DB - Part B - Section 1B - Brokers with whom cash deposits have been made

**N O N E**

Schedule DB - Part D - Section 1 - Counterparty Exposure for Derivative Instruments Open

**N O N E**

Schedule DB - Part D-Section 2 - Collateral for Derivative Instruments Open - Pledged By

**N O N E**

Schedule DB - Part D-Section 2 - Collateral for Derivative Instruments Open - Pledged To

**N O N E**

Schedule DL - Part 1 - Reinvested Collateral Assets Owned

**N O N E**

Schedule DL - Part 2 - Reinvested Collateral Assets Owned

**N O N E**



**SCHEDULE E - PART 2 - CASH EQUIVALENTS**

Show Investments Owned End of Current Quarter

1 Description	2 Code	3 Date Acquired	4 Rate of Interest	5 Maturity Date	6 Book/Adjusted Carrying Value	7 Amount of Interest Due and Accrued	8 Amount Received During Year
<b>NONE</b>							
8699999 - Total Cash Equivalents							