



# QUARTERLY STATEMENT

As of September 30, 2018  
of the Condition and Affairs of the

## Metropolitan Casualty Insurance Company

|   |   |  |
|---|---|--|
| NAIC Group Code.....241, 241<br>(Current Period) (Prior Period) | NAIC Company Code..... 40169  | Employer's ID Number..... 05-0393243   |
| Organized under the Laws of RI                                  | State of Domicile or Port of Entry RI   | Country of Domicile US   |
| Incorporated/Organized..... October 7, 1981                     | Commenced Business..... April 1, 1982   |  |
| Statutory Home Office   | 700 Quaker Lane .. Warwick .. RI .. US .. 02886-6669<br><i>(Street and Number) (City or Town, State, Country and Zip Code)</i>                          |  |
| Main Administrative Office                                      | 700 Quaker Lane .. Warwick .. RI .. US .. 02886-6669<br><i>(Street and Number) (City or Town, State, Country and Zip Code)</i>                          | 401-827-2400<br><i>(Area Code) (Telephone Number)</i>  |
| Mail Address  | PO Box 350, 700 Quaker Lane .. Warwick .. RI .. US .. 02887-0350<br><i>(Street and Number or P. O. Box) (City or Town, State, Country and Zip Code)</i> |  |
| Primary Location of Books and Records                           | 700 Quaker Lane .. Warwick .. RI .. US .. 02886-6669<br><i>(Street and Number) (City or Town, State, Country and Zip Code)</i>                          | 800-638-4208<br><i>(Area Code) (Telephone Number)</i>  |
| Internet Web Site Address                                       | www.metlife.com   |  |
| Statutory Statement Contact                                     | Kevin Paul Swift<br><i>(Name)</i><br>kswift@metlife.com<br><i>(E-Mail Address)</i>  | 800-638-4208<br><i>(Area Code) (Telephone Number) (Extension)</i><br>401-827-2315<br><i>(Fax Number)</i> |

### OFFICERS

| Name                      | Title                                      | Name                         | Title                                   |
|---------------------------|--|------------------------------|---|
| 1. Kishore Ponnnavolu     | President                                  | 2. Maura Catherine Travers   | Assistant General Counsel and Secretary |
| 3. Michael John Bednarick | Vice President and Chief Financial Officer | 4. Edward Allen Spehar Jr. # | Treasurer                               |

### OTHER

|                            |  |                           |   |
|----------------------------|--|---------------------------|---|
| Zulfi Shafaat Ahmed        | Senior Vice President and Chief Information Security Officer | Robert Edward Bean        | Vice President  |
| Kevin Chean                | Vice President   | Charles Patrick Connery # | Vice President and Assistant Treasurer                    |
| Marlene Beverly Debel      | Executive Vice President                                     | Darla Ann Finchum         | Vice President  |
| Barbara Jean Furr          | Vice President   | Paul Edward Gavin         | Senior Vice President                                     |
| Lorene Elsie Guardado      | Vice President   | Lise Ann Hasegawa         | Vice President  |
| Michelle Lee Kolodziejczak | Vice President   | Richard Jay Leist #       | Executive Vice President and Executive Investment Officer |
| Richard Paul Lonardo       | Vice President   | Albert Montoya #          | Vice President and Investment Officer                     |
| Robert Francis Nostramo    | Vice President and General Counsel                           | Kevin Stanley Redgate #   | Senior Vice President and Senior Investment Officer       |
| Christopher Timothy Rhodes | Vice President   | James Sheridan Stevens #  | Vice President and Investment Officer                     |
| Richard Andrew Stevens     | Vice President and Controller                                | Calvin Tyrone Strong      | Vice President  |

### DIRECTORS OR TRUSTEES

|                        |                   |                   |                    |
|------------------------|-------------------|-------------------|--------------------|
| Michael John Bednarick | Barbara Jean Furr | Paul Edward Gavin | Kishore Ponnnavolu |
|------------------------|-------------------|-------------------|--------------------|

State of..... Rhode Island  
County of..... Kent

The officers of this reporting entity being duly sworn, each depose and say that they are the described officers of said reporting entity, and that on the reporting period stated above, all of the herein described assets were the absolute property of the said reporting entity, free and clear from any liens or claims thereon, except as herein stated, and that this statement, together with related exhibits, schedules and explanations therein contained, annexed or referred to, is a full and true statement of all the assets and liabilities and of the condition and affairs of the said reporting entity as of the reporting period stated above, and of its income and deductions therefrom for the period ended, and have been completed in accordance with the NAIC *Annual Statement Instructions and Accounting Practices and Procedures* manual except to the extent that: (1) state law may differ; or, (2) that state rules or regulations require differences in reporting not related to accounting practices and procedures, according to the best of their information, knowledge and belief, respectively. Furthermore, the scope of this attestation by the described officers also includes the related corresponding electronic filing with the NAIC, when required, that is an exact copy (except for formatting differences due to electronic filing) of the enclosed statement. The electronic filing may be requested by various regulators in lieu of or in addition to the enclosed statement.

Kishore Ponnnavolu  
President

Maura Catherine Travers  
Assistant General Counsel and Secretary

Michael John Bednarick  
Vice President and Chief Financial Officer

Subscribed and sworn to before me

This 8th day of November, 2018


Deborah L. Masterson  
June 24, 2021  
Notary

a. Is this an original filing?

Yes [X] No [ ]

b. If so: 1. State the amendment number  
2. Date filed  
Number of pages attached

\_\_\_\_\_  
\_\_\_\_\_  
\_\_\_\_\_



## ASSETS

|  | Current Statement Date |                       |   | 4  |
|--|------------------------|-----------------------|---|--|
|  | 1                      | 2                     | 3                                       | December 31<br>Prior Year Net<br>Admitted Assets |
|  | Assets                 | Nonadmitted<br>Assets | Net Admitted<br>Assets<br>(Cols. 1 - 2) |  |
| 1. Bonds.....  | 53,099,366             |                       | 53,099,366                              | 61,441,812                                       |
| 2. Stocks:   |                        |                       |   |  |
| 2.1 Preferred stocks.....  |                        |                       | 0                                       |  |
| 2.2 Common stocks.....   |                        |                       | 0                                       |  |
| 3. Mortgage loans on real estate:  |                        |                       |   |  |
| 3.1 First liens.....   |                        |                       | 0                                       |  |
| 3.2 Other than first liens.....  |                        |                       | 0                                       |  |
| 4. Real estate:  |                        |                       |   |  |
| 4.1 Properties occupied by the company (less \$.....0 encumbrances).....   |                        |                       | 0                                       |  |
| 4.2 Properties held for the production of income (less \$.....0 encumbrances).....   |                        |                       | 0                                       |  |
| 4.3 Properties held for sale (less \$.....0 encumbrances).....   |                        |                       | 0                                       |  |
| 5. Cash (\$....865,558), cash equivalents (\$....17,384,975) and short-term investments (\$.....0).....  | 18,250,533             |                       | 18,250,533                              | 18,307,231                                       |
| 6. Contract loans (including \$.....0 premium notes).....  |                        |                       | 0                                       |  |
| 7. Derivatives.....  |                        |                       | 0                                       |  |
| 8. Other invested assets.....  |                        |                       | 0                                       |  |
| 9. Receivables for securities.....   |                        |                       | 0                                       |  |
| 10. Securities lending reinvested collateral assets.....   |                        |                       | 0                                       |  |
| 11. Aggregate write-ins for invested assets.....   | 0                      | 0                     | 0                                       | 0  |
| 12. Subtotals, cash and invested assets (Lines 1 to 11).....   | 71,349,899             | 0                     | 71,349,899                              | 79,749,043                                       |
| 13. Title plants less \$.....0 charged off (for Title insurers only).....  |                        |                       | 0                                       |  |
| 14. Investment income due and accrued.....   | 465,674                |                       | 465,674                                 | 527,817  |
| 15. Premiums and considerations:   |                        |                       |   |  |
| 15.1 Uncollected premiums and agents' balances in the course of collection.....  | 8,894,373              | 2,148,146             | 6,746,227                               | 6,616,871  |
| 15.2 Deferred premiums, agents' balances and installments booked but deferred and not yet due (including \$.....0 earned but unbilled premiums)..... | 155,074,082            |                       | 155,074,082                             | 147,760,771                                      |
| 15.3 Accrued retrospective premiums (\$.....0) and contracts subject to redetermination (\$.....0).....  |                        |                       | 0                                       |  |
| 16. Reinsurance:   |                        |                       |   |  |
| 16.1 Amounts recoverable from reinsurers.....  |                        |                       | 0                                       |  |
| 16.2 Funds held by or deposited with reinsured companies.....  |                        |                       | 0                                       |  |
| 16.3 Other amounts receivable under reinsurance contracts.....   |                        |                       | 0                                       |  |
| 17. Amounts receivable relating to uninsured plans.....  |                        |                       | 0                                       |  |
| 18.1 Current federal and foreign income tax recoverable and interest thereon.....  |                        |                       | 0                                       |  |
| 18.2 Net deferred tax asset.....   | 564,695                | 430,471               | 134,224                                 | 261,101  |
| 19. Guaranty funds receivable or on deposit.....   |                        |                       | 0                                       |  |
| 20. Electronic data processing equipment and software.....   |                        |                       | 0                                       |  |
| 21. Furniture and equipment, including health care delivery assets (\$.....0).....   |                        |                       | 0                                       |  |
| 22. Net adjustment in assets and liabilities due to foreign exchange rates.....  |                        |                       | 0                                       |  |
| 23. Receivables from parent, subsidiaries and affiliates.....  | 36                     | 36                    | 0                                       |  |
| 24. Health care (\$.....0) and other amounts receivable.....   |                        |                       | 0                                       |  |
| 25. Aggregate write-ins for other than invested assets.....  | 0                      | 0                     | 0                                       | 0  |
| 26. Total assets excluding Separate Accounts, Segregated Accounts and Protected Cell Accounts (Lines 12 through 25).....                             | 236,348,759            | 2,578,653             | 233,770,106                             | 234,915,603                                      |
| 27. From Separate Accounts, Segregated Accounts and Protected Cell Accounts.....   |                        |                       | 0                                       |  |
| 28. Total (Lines 26 and 27).....   | 236,348,759            | 2,578,653             | 233,770,106                             | 234,915,603                                      |

### DETAILS OF WRITE-INS

|  |   |   |   |   |
|--|---|---|---|---|
| 1101.....  |   |   | 0 |   |
| 1102.....  |   |   | 0 |   |
| 1103.....  |   |   | 0 |   |
| 1198. Summary of remaining write-ins for Line 11 from overflow page..... | 0 | 0 | 0 | 0 |
| 1199. Totals (Lines 1101 thru 1103 plus 1198) (Line 11 above).....       | 0 | 0 | 0 | 0 |
| 2501.....  |   |   | 0 |   |
| 2502.....  |   |   | 0 |   |
| 2503.....  |   |   | 0 |   |
| 2598. Summary of remaining write-ins for Line 25 from overflow page..... | 0 | 0 | 0 | 0 |
| 2599. Totals (Lines 2501 thru 2503 plus 2598) (Line 25 above).....       | 0 | 0 | 0 | 0 |

## LIABILITIES, SURPLUS AND OTHER FUNDS

|   | 1<br>Current<br>Statement Date | 2<br>December 31<br>Prior Year |
|---|--------------------------------|--------------------------------|
| 1. Losses (current accident year \$.....0).....   |                                |                                |
| 2. Reinsurance payable on paid losses and loss adjustment expenses.....   |                                |                                |
| 3. Loss adjustment expenses.....  |                                |                                |
| 4. Commissions payable, contingent commissions and other similar charges.....   |                                |                                |
| 5. Other expenses (excluding taxes, licenses and fees).....   |                                |                                |
| 6. Taxes, licenses and fees (excluding federal and foreign income taxes).....   |                                |                                |
| 7.1 Current federal and foreign income taxes (including \$....(43,826) on realized capital gains (losses)).....   | 201,637                        | 145,854                        |
| 7.2 Net deferred tax liability.....   |                                |                                |
| 8. Borrowed money \$.....0 and interest thereon \$.....0.....   |                                |                                |
| 9. Unearned premiums (after deducting unearned premiums for ceded reinsurance of \$....228,284,752 and including warranty reserves of \$.....0 and accrued accident and health experience rating refunds including \$.....0 for medical loss ratio rebate per the Public Health Service Act)..... |                                |                                |
| 10. Advance premium.....  |                                |                                |
| 11. Dividends declared and unpaid:  |                                |                                |
| 11.1 Stockholders.....  |                                |                                |
| 11.2 Policyholders.....   |                                |                                |
| 12. Ceded reinsurance premiums payable (net of ceding commissions).....   | 163,968,455                    | 156,378,939                    |
| 13. Funds held by company under reinsurance treaties.....   |                                |                                |
| 14. Amounts withheld or retained by company for account of others.....  |                                |                                |
| 15. Remittances and items not allocated.....  |                                |                                |
| 16. Provision for reinsurance (including \$.....0 certified).....   |                                |                                |
| 17. Net adjustments in assets and liabilities due to foreign exchange rates.....  |                                |                                |
| 18. Drafts outstanding.....   |                                |                                |
| 19. Payable to parent, subsidiaries and affiliates.....   | 3,735                          | 5,644                          |
| 20. Derivatives.....  |                                |                                |
| 21. Payable for securities.....   |                                | 9,955,044                      |
| 22. Payable for securities lending.....   |                                |                                |
| 23. Liability for amounts held under uninsured plans.....   |                                |                                |
| 24. Capital notes \$.....0 and interest thereon \$.....0.....   |                                |                                |
| 25. Aggregate write-ins for liabilities.....  | 0                              | 0                              |
| 26. Total liabilities excluding protected cell liabilities (Lines 1 through 25).....  | 164,173,827                    | 166,485,481                    |
| 27. Protected cell liabilities.....   |                                |                                |
| 28. Total liabilities (Lines 26 and 27).....  | 164,173,827                    | 166,485,481                    |
| 29. Aggregate write-ins for special surplus funds.....  | 0                              | 0                              |
| 30. Common capital stock.....   | 3,000,000                      | 3,000,000                      |
| 31. Preferred capital stock.....  |                                |                                |
| 32. Aggregate write-ins for other than special surplus funds.....   | 0                              | 0                              |
| 33. Surplus notes.....  |                                |                                |
| 34. Gross paid in and contributed surplus.....  | 48,329,518                     | 48,329,518                     |
| 35. Unassigned funds (surplus).....   | 18,266,761                     | 17,100,604                     |
| 36. Less treasury stock, at cost:   |                                |                                |
| 36.1 .....0.000 shares common (value included in Line 30 \$.....0).....   |                                |                                |
| 36.2 .....0.000 shares preferred (value included in Line 31 \$.....0).....  |                                |                                |
| 37. Surplus as regards policyholders (Lines 29 to 35, less 36).....   | 69,596,279                     | 68,430,122                     |
| 38. Totals (Page 2, Line 28, Col. 3).....   | 233,770,106                    | 234,915,603                    |

### DETAILS OF WRITE-INS

|  |   |   |
|--|---|---|
| 2501. ....   |   |   |
| 2502. ....   |   |   |
| 2503. ....   |   |   |
| 2598. Summary of remaining write-ins for Line 25 from overflow page..... | 0 | 0 |
| 2599. Totals (Lines 2501 thru 2503 plus 2598) (Line 25 above).....       | 0 | 0 |
| 2901. ....   |   |   |
| 2902. ....   |   |   |
| 2903. ....   |   |   |
| 2998. Summary of remaining write-ins for Line 29 from overflow page..... | 0 | 0 |
| 2999. Totals (Lines 2901 thru 2903 plus 2998) (Line 29 above).....       | 0 | 0 |
| 3201. ....   |   |   |
| 3202. ....   |   |   |
| 3203. ....   |   |   |
| 3298. Summary of remaining write-ins for Line 32 from overflow page..... | 0 | 0 |
| 3299. Totals (Lines 3201 thru 3203 plus 3298) (Line 32 above).....       | 0 | 0 |

**STATEMENT OF INCOME**

|   | 1<br>Current Year<br>to Date | 2<br>Prior Year<br>to Date | 3<br>Prior Year Ended<br>December 31 |
|---|------------------------------|----------------------------|--------------------------------------|
| <b>UNDERWRITING INCOME</b>  |                              |                            |                                      |
| 1. Premiums earned:   |                              |                            |                                      |
| 1.1 Direct..... (written \$.....392,091,139).....   | 383,073,006                  | 377,545,567                | 506,566,035                          |
| 1.2 Assumed..... (written \$.....0).....  |                              |                            |                                      |
| 1.3 Ceded..... (written \$.....392,091,139).....  | 383,073,006                  | 377,545,567                | 506,566,035                          |
| 1.4 Net..... (written \$.....0).....  | 0                            | 0                          | 0                                    |
| DEDUCTIONS:   |                              |                            |                                      |
| 2. Losses incurred (current accident year \$.....0):  |                              |                            |                                      |
| 2.1 Direct.....   | 228,463,387                  | 241,842,777                | 316,538,738                          |
| 2.2 Assumed.....  |                              |                            |                                      |
| 2.3 Ceded.....  | 228,463,387                  | 241,842,777                | 316,538,738                          |
| 2.4 Net.....  | 0                            | 0                          | 0                                    |
| 3. Loss adjustment expenses incurred.....   |                              |                            |                                      |
| 4. Other underwriting expenses incurred.....  |                              |                            |                                      |
| 5. Aggregate write-ins for underwriting deductions.....   | 0                            | 0                          | 0                                    |
| 6. Total underwriting deductions (Lines 2 through 5).....   | 0                            | 0                          | 0                                    |
| 7. Net income of protected cells.....   |                              |                            |                                      |
| 8. Net underwriting gain (loss) (Line 1 minus Line 6 + Line 7).....   | 0                            | 0                          | 0                                    |
| <b>INVESTMENT INCOME</b>  |                              |                            |                                      |
| 9. Net investment income earned.....  | 1,580,621                    | 1,611,519                  | 2,047,941                            |
| 10. Net realized capital gains (losses) less capital gains tax of \$.....(17,277).....  | (72,229)                     | (86,425)                   | (86,425)                             |
| 11. Net investment gain (loss) (Lines 9 + 10).....  | 1,508,392                    | 1,525,094                  | 1,961,516                            |
| <b>OTHER INCOME</b>   |                              |                            |                                      |
| 12. Net gain or (loss) from agents' or premium balances charged off<br>(amount recovered \$.....0 amount charged off \$.....3,074,022).....                     | (3,074,022)                  | (1,876,412)                | (2,505,929)                          |
| 13. Finance and service charges not included in premiums.....   | 934,534                      | 1,092,300                  | 1,427,464                            |
| 14. Aggregate write-ins for miscellaneous income.....   | 2,139,488                    | 859,640                    | 1,078,236                            |
| 15. Total other income (Lines 12 through 14).....   | 0                            | 75,528                     | (229)                                |
| 16. Net income before dividends to policyholders, after capital gains tax and before all other federal and<br>foreign income taxes (Lines 8 + 11 + 15).....     | 1,508,392                    | 1,600,622                  | 1,961,287                            |
| 17. Dividends to policyholders.....   |                              | 75,757                     |                                      |
| 18. Net income, after dividends to policyholders, after capital gains tax and before all other federal and<br>foreign income taxes (Line 16 minus Line 17)..... | 1,508,392                    | 1,524,865                  | 1,961,287                            |
| 19. Federal and foreign income taxes incurred.....  | 73,060                       | 223,816                    | 302,139                              |
| 20. Net income (Line 18 minus Line 19) (to Line 22).....  | 1,435,332                    | 1,301,049                  | 1,659,148                            |
| <b>CAPITAL AND SURPLUS ACCOUNT</b>  |                              |                            |                                      |
| 21. Surplus as regards policyholders, December 31 prior year.....   | 68,430,122                   | 56,651,754                 | 56,651,754                           |
| 22. Net income (from Line 20).....  | 1,435,332                    | 1,301,049                  | 1,659,148                            |
| 23. Net transfers (to) from Protected Cell accounts.....  |                              |                            |                                      |
| 24. Change in net unrealized capital gains or (losses) less capital gains tax of \$.....0.....  |                              |                            |                                      |
| 25. Change in net unrealized foreign exchange capital gain (loss).....  |                              |                            |                                      |
| 26. Change in net deferred income tax.....  | (126,877)                    | 38,934                     | (202,711)                            |
| 27. Change in nonadmitted assets.....   | (142,298)                    | (44,433)                   | 321,931                              |
| 28. Change in provision for reinsurance.....  |                              |                            |                                      |
| 29. Change in surplus notes.....  |                              |                            |                                      |
| 30. Surplus (contributed to) withdrawn from protected cells.....  |                              |                            |                                      |
| 31. Cumulative effect of changes in accounting principles.....  |                              |                            |                                      |
| 32. Capital changes:  |                              |                            |                                      |
| 32.1 Paid in.....   |                              |                            |                                      |
| 32.2 Transferred from surplus (Stock Dividend).....   |                              |                            |                                      |
| 32.3 Transferred to surplus.....  |                              |                            |                                      |
| 33. Surplus adjustments:  |                              |                            |                                      |
| 33.1 Paid in.....   |                              |                            | 10,000,000                           |
| 33.2 Transferred to capital (Stock Dividend).....   |                              |                            |                                      |
| 33.3 Transferred from capital.....  |                              |                            |                                      |
| 34. Net remittances from or (to) Home Office.....   |                              |                            |                                      |
| 35. Dividends to stockholders.....  |                              |                            |                                      |
| 36. Change in treasury stock.....   |                              |                            |                                      |
| 37. Aggregate write-ins for gains and losses in surplus.....  | 0                            | 0                          | 0                                    |
| 38. Change in surplus as regards policyholders (Lines 22 through 37).....   | 1,166,157                    | 1,295,550                  | 1,177,368                            |
| 39. Surplus as regards policyholders, as of statement date (Lines 21 plus 38).....  | 69,596,279                   | 57,947,304                 | 68,430,122                           |
| <b>DETAILS OF WRITE-INS</b>   |                              |                            |                                      |
| 0501. ....  |                              |                            |                                      |
| 0502. ....  |                              |                            |                                      |
| 0503. ....  |                              |                            |                                      |
| 0598. Summary of remaining write-ins for Line 5 from overflow page.....   | 0                            | 0                          | 0                                    |
| 0599. Totals (Lines 0501 thru 0503 plus 0598) (Line 5 above).....   | 0                            | 0                          | 0                                    |
| 1401. Quota share - premium write offs and payment fees.....  | 2,139,488                    | 859,869                    | 1,078,465                            |
| 1402. Miscellaneous fee revenue.....  |                              | (229)                      | (229)                                |
| 1403. ....  |                              |                            |                                      |
| 1498. Summary of remaining write-ins for Line 14 from overflow page.....  | 0                            | 0                          | 0                                    |
| 1499. Totals (Lines 1401 thru 1403 plus 1498) (Line 14 above).....  | 2,139,488                    | 859,640                    | 1,078,236                            |
| 3701. ....  |                              |                            |                                      |
| 3702. ....  |                              |                            |                                      |
| 3703. ....  |                              |                            |                                      |
| 3798. Summary of remaining write-ins for Line 37 from overflow page.....  | 0                            | 0                          | 0                                    |
| 3799. Totals (Lines 3701 thru 3703 plus 3798) (Line 37 above).....  | 0                            | 0                          | 0                                    |

## CASH FLOW

|   | 1<br>Current Year<br>to Date | 2<br>Prior Year<br>To Date | 3<br>Prior Year Ended<br>December 31 |
|---|------------------------------|----------------------------|--------------------------------------|
| <b>CASH FROM OPERATIONS</b>   |                              |                            |                                      |
| 1. Premiums collected net of reinsurance.....   |                              | (48,483)                   |                                      |
| 2. Net investment income.....   | 1,708,960                    | 1,537,890                  | 2,043,332                            |
| 3. Miscellaneous income.....  |                              | 75,528                     | (229)                                |
| 4. Total (Lines 1 through 3).....   | 1,708,960                    | 1,564,935                  | 2,043,103                            |
| 5. Benefit and loss related payments.....   |                              |                            |                                      |
| 6. Net transfers to Separate Accounts, Segregated Accounts and Protected Cell Accounts.....                         |                              |                            |                                      |
| 7. Commissions, expenses paid and aggregate write-ins for deductions.....   |                              | (72)                       |                                      |
| 8. Dividends paid to policyholders.....   |                              | 75,757                     |                                      |
| 9. Federal and foreign income taxes paid (recovered) net of \$.....0 tax on capital gains (losses).....             |                              | 100,000                    | 106,460                              |
| 10. Total (Lines 5 through 9).....  | 0                            | 175,685                    | 106,460                              |
| 11. Net cash from operations (Line 4 minus Line 10).....  | 1,708,960                    | 1,389,250                  | 1,936,643                            |
| <b>CASH FROM INVESTMENTS</b>  |                              |                            |                                      |
| 12. Proceeds from investments sold, matured or repaid:  |                              |                            |                                      |
| 12.1 Bonds.....   | 31,061,862                   | 7,107,417                  | 11,246,862                           |
| 12.2 Stocks.....  |                              |                            |                                      |
| 12.3 Mortgage loans.....  |                              |                            |                                      |
| 12.4 Real estate.....   |                              |                            |                                      |
| 12.5 Other invested assets.....   |                              |                            |                                      |
| 12.6 Net gains or (losses) on cash, cash equivalents and short-term investments.....                                | (296)                        | 56                         | 56                                   |
| 12.7 Miscellaneous proceeds.....  |                              | 25,238                     | 9,979,844                            |
| 12.8 Total investment proceeds (Lines 12.1 to 12.7).....  | 31,061,566                   | 7,132,711                  | 21,226,762                           |
| 13. Cost of investments acquired (long-term only):  |                              |                            |                                      |
| 13.1 Bonds.....   | 22,875,522                   | 5,166,040                  | 19,230,392                           |
| 13.2 Stocks.....  |                              |                            |                                      |
| 13.3 Mortgage loans.....  |                              |                            |                                      |
| 13.4 Real estate.....   |                              |                            |                                      |
| 13.5 Other invested assets.....   |                              |                            |                                      |
| 13.6 Miscellaneous applications.....  | 9,955,044                    |                            |                                      |
| 13.7 Total investments acquired (Lines 13.1 to 13.6).....   | 32,830,566                   | 5,166,040                  | 19,230,392                           |
| 14. Net increase or (decrease) in contract loans and premium notes.....   |                              |                            |                                      |
| 15. Net cash from investments (Line 12.8 minus Line 13.7 and Line 14).....  | (1,769,000)                  | 1,966,671                  | 1,996,370                            |
| <b>CASH FROM FINANCING AND MISCELLANEOUS SOURCES</b>  |                              |                            |                                      |
| 16. Cash provided (applied):  |                              |                            |                                      |
| 16.1 Surplus notes, capital notes.....  |                              |                            |                                      |
| 16.2 Capital and paid in surplus, less treasury stock.....  |                              |                            | 10,000,000                           |
| 16.3 Borrowed funds.....  |                              |                            |                                      |
| 16.4 Net deposits on deposit-type contracts and other insurance liabilities.....                                    |                              |                            |                                      |
| 16.5 Dividends to stockholders.....   |                              |                            |                                      |
| 16.6 Other cash provided (applied).....   | 3,342                        | 37,543                     | 1,971,193                            |
| 17. Net cash from financing and miscellaneous sources (Lines 16.1 through 16.4 minus Line 16.5 plus Line 16.6)..... | 3,342                        | 37,543                     | 11,971,193                           |
| <b>RECONCILIATION OF CASH, CASH EQUIVALENTS AND SHORT-TERM INVESTMENTS</b>  |                              |                            |                                      |
| 18. Net change in cash, cash equivalents and short-term investments (Line 11 plus Line 15 plus Line 17).....        | (56,698)                     | 3,393,464                  | 15,904,206                           |
| 19. Cash, cash equivalents and short-term investments:  |                              |                            |                                      |
| 19.1 Beginning of year.....   | 18,307,231                   | 2,403,025                  | 2,403,025                            |
| 19.2 End of period (Line 18 plus Line 19.1).....  | 18,250,533                   | 5,796,489                  | 18,307,231                           |
| Note: Supplemental disclosures of cash flow information for non-cash transactions:                                  |                              |                            |                                      |
| 20.0001 Ceded reinsurance payable.....  | 7,589,516                    |                            | 10,912,971                           |
| 20.0002 Deferred premiums.....  | 7,313,311                    |                            | 13,792,034                           |
| 20.0003 Agents balance in course of collection.....   | 271,818                      |                            | 4,911,462                            |
| 20.0004 Guarantee funds receivable.....   |                              |                            | 2,475                                |

**NOTES TO THE FINANCIAL STATEMENTS****1. Summary of Significant Accounting Policies and Going Concern****A. Accounting Practices**

The accompanying financial statements of Metropolitan Casualty Insurance Company (the “Company” or “MCAS”) have been prepared on the basis of accounting standards prescribed or permitted (“RI SAP”) by the State of Rhode Island (“RI”) Department of Business Regulation, Insurance Division (the “Department” or “RIDBR”).

The Department recognizes only the statutory accounting practices prescribed or permitted by Rhode Island in determining and reporting the financial condition and results of operations of an insurance company, in determining its solvency under the Rhode Island Insurance Law. In 2001, the National Association of Insurance Commissioners’ (“NAIC”) *Accounting Practices and Procedures Manual* (“NAIC SAP”) was adopted as the basis of RI SAP.

Rhode Island has not adopted any prescribed accounting practices that differ from those found in NAIC SAP. A reconciliation of the Company’s net income and capital and surplus between RI SAP and NAIC SAP is as follows:

|   | <u>SSAP<br/>Number <sup>(1)</sup></u> | <u>Financial<br/>Statement<br/>Page</u> | <u>Financial<br/>Statement<br/>Line<br/>Number</u> | <u>For the Nine<br/>Months Ended<br/>September 30, 2018</u> | <u>For the Year Ended<br/>December 31, 2017</u> |
|---|---------------------------------------|---|--|---|---|
| Net income, RI SAP                      |                                       |   |  | \$ 1,435,332  | \$ 1,659,148                                    |
| State prescribed practices: NONE        |                                       |   |  | —   | —   |
| State permitted practices: NONE         |                                       |   |  | —   | —   |
| Net income, NAIC SAP                    |                                       |   |  | <u>\$ 1,435,332</u>   | <u>\$ 1,659,148</u>                             |
|   |                                       |   |  | <u>September 30, 2018</u>                                   | <u>December 31, 2017</u>                        |
| Statutory capital and surplus, RI SAP   |                                       |   |  | \$ 69,596,279   | \$ 68,430,122                                   |
| State prescribed practices: NONE        |                                       |   |  | —   | —   |
| State permitted practices: NONE         |                                       |   |  | —   | —   |
| Statutory capital and surplus, NAIC SAP |                                       |   |  | <u>\$ 69,596,279</u>  | <u>\$ 68,430,122</u>                            |

<sup>(1)</sup> Statement of Statutory Accounting Principles (“SSAP”)

**B. No significant change.****C. Accounting Policy**

(1-5) No significant change.

(6) Mortgage-backed bonds, included in bonds, are generally stated at amortized cost using the scientific method unless they have a NAIC rating designation of 3, 4, 5, or 6, which are stated at the lower of amortized cost or fair value. Amortization of the discount or premium from the purchase of these securities considers the estimated timing and amount of prepayments of the underlying mortgage loans. Actual prepayment experience is periodically reviewed and effective yields are recalculated when differences arise between the prepayments originally anticipated and the actual prepayments received and currently anticipated. For credit-sensitive mortgage-backed and asset-backed bonds and certain prepayment-sensitive bonds (e.g., interest-only securities), the effective yield is recalculated on a prospective basis. For all other mortgage-backed and asset-backed bonds, the effective yield is recalculated on a retrospective basis.

For certain residential mortgage-backed securities (“RMBS”), both an initial and final NAIC designation is determined on a security-by-security basis based on a range of values published by the NAIC. The initial designation is used to determine the carrying value of the RMBS. RMBS with initial designations of 1 or 2 are stated at amortized cost, while RMBS with initial designations of 3, 4, 5 or 6 are stated at the lower of amortized cost or fair value. The final designation calculation compares this carrying value with a range of values, resulting in a final NAIC designation reported herein, which is used for all other accounting and reporting purposes.

For loan-backed securities, including asset-backed securities (“ABS”), which are not modeled, the NAIC relies on the second lowest NAIC Credit Rating Provider (“CRP”) rating to determine the initial NAIC designation. The second lowest CRP rating is used to determine the carrying value of the security, which is based on the NAIC’s estimate of expected losses, using an NAIC published formula. The carrying value of the security determines its final NAIC designation, which is used for reporting in the Annual Statement and in risk-based capital (“RBC”) calculations. This revised methodology does not apply to NAIC 1 and NAIC 6 securities which are rated at the second lowest CRP designation.

(7-13) No significant change.

**D. Going Concern**

Management does not have any substantial doubt about the Company’s ability to continue as a going concern.

**2. Accounting Changes and Corrections of Errors**

No significant change.

**NOTES TO THE FINANCIAL STATEMENTS****3. Business Combinations and Goodwill**

No significant change.

**4. Discontinued Operations**

No significant change.

**5. Investments**

A-C. No significant change.

**D. Loan-backed Securities**

- (1) Prepayment assumptions were obtained from published broker dealer values and internal estimates.
- (2) a. The Company did not recognize any OTTI on the basis of the intent to sell during the nine months ended September 30, 2018.
- b. The Company did not recognize any OTTI on the basis of the inability or lack of intent to retain the investment in the security for a period of time sufficient to recover the amortized cost basis during the nine months ended September 30, 2018.
- (3) As of September 30, 2018, the Company has not recognized any OTTI on its loan-backed securities based on cash flow analysis.
- (4) At September 30, 2018, the estimated fair value and gross unrealized losses for loan-backed securities, aggregated by length of time the securities have been in a continuous loss position were as follows:
- |   |    |           |
|---|----|-----------|
| a. The aggregate amount of unrealized losses:                             |    |           |
| 1. Less than 12 Months  | \$ | 390,111   |
| 2. 12 Months or Longer  | \$ | —         |
| b. The aggregate related fair value of securities with unrealized losses: |    |           |
| 1. Less than 12 Months  | \$ | 9,360,737 |
| 2. 12 Months or Longer  | \$ | —         |
- (5) The Company performs a regular evaluation, on a security-by-security basis, of its securities holdings in accordance with its OTTI policy in order to evaluate whether such investments are other than temporarily impaired. Management considers a wide range of factors about the security issuer and uses its best judgment in evaluating the cause of the decline in the estimated fair value of the security and in assessing the prospects for near-term recovery. Factors considered include fundamentals of the industry and geographic area in which the security issuer operates, as well as overall macroeconomic conditions. Projected future cash flows are estimated using assumptions derived from management's best estimates of likely scenario-based outcomes after giving consideration to a variety of variables that include, but are not limited to: (i) general payment terms of the security; (ii) the likelihood that the issuer can service the scheduled interest and principal payments; (iii) the quality and amount of any credit enhancements; (iv) the security's position within the capital structure of the issuer; (v) possible corporate restructurings or asset sales by the issuer; and (vi) changes to the rating of the security or the issuer by rating agencies. Additional considerations are made when assessing the unique features that apply to certain loan-backed securities including, but are not limited to: (i) the quality of underlying collateral; (ii) expected prepayment speeds; (iii) current and forecasted loss severity; (iv) consideration of the payment terms of the underlying assets backing the security; and (v) the payment priority within the tranche structure of the security. For loan-backed securities in an unrealized loss position as summarized in the immediately preceding table, the Company does not have the intent to sell the securities, believes it has the intent and ability to retain the security for a period of time sufficient to recover the carrying value of the security and based on the cash flow modeling and other considerations as described above, believes these securities are not other than temporarily impaired.

**E. Dollar Repurchase Agreements and/or Securities Lending Transactions**

(1-2) No significant change.

(3) Collateral received

The Company did not receive any collateral as of September 30, 2018.

(4-7) No significant change.

**F. Repurchase Agreements Transactions Accounted for as Secured Borrowing**

The Company did not have any repurchase agreement transactions accounted for as secured borrowings as of September 30, 2018.

**NOTES TO THE FINANCIAL STATEMENTS**

## G. Reverse Repurchase Agreements Transactions Accounted for as Secured Borrowing

The Company did not have any reverse repurchase agreement transactions accounted for as secured borrowings as of September 30, 2018.

## H. Repurchase Agreements Transactions Accounted for as a Sale

The Company did not have any repurchase agreement transactions accounted for as a sale as of September 30, 2018.

## I. Reverse Repurchase Agreements Transactions Accounted for as a Sale

The Company did not have any reverse repurchase agreement transactions accounted for as a sale as of September 30, 2018.

## J-L. No significant change.

## M. Working Capital Finance Investments

The Company had no working capital finance investments as of September 30, 2018.

## N. Offsetting and Netting of Assets and Liabilities

The Company had no assets and liabilities which are offset and reported net in accordance with a valid right to offset.

## O-Q. No significant change.

## R. Prepayment Penalty and Acceleration Fees

During the nine months ended September 30, 2018, the Company had securities sold, redeemed or otherwise disposed of as a result of a callable feature. The number of securities sold, disposed or otherwise redeemed and the aggregate amount of investment income generated as a result of a prepayment penalty and/or acceleration fees were as follows):

|                                       | <u>General Account</u> | <u>Separate Account</u> |
|---------------------------------------|------------------------|-------------------------|
| Number of CUSIPs                      | 1                      | —                       |
| Aggregate Amount of Investment Income | \$ 10,000              | \$ —                    |

**6. Joint Ventures, Partnerships and Limited Liability Companies**

No significant change.

**7. Investment Income**

No significant change.

**8. Derivative Instruments**

No significant change.

**9. Income Taxes**

A. The components of net deferred tax assets (“DTA”) and deferred tax liabilities (“DTL”) consisted of the following:

|   | <b>September 30, 2018</b> |                |              |
|---|---------------------------|----------------|--------------|
|   | <u>Ordinary</u>           | <u>Capital</u> | <u>Total</u> |
| Gross DTA                                 | \$ 677,612                | \$ 430,470     | \$ 1,108,082 |
| Statutory valuation allowance adjustments | —                         | —              | —            |
| Adjusted gross DTA                        | 677,612                   | 430,470        | 1,108,082    |
| DTA nonadmitted                           | —                         | (430,470)      | (430,470)    |
| Subtotal net admitted DTA                 | 677,612                   | —              | 677,612      |
| DTL                                       | (543,388)                 | —              | (543,388)    |
| Net admitted DTA/(Net DTL)                | \$ 134,224                | \$ —           | \$ 134,224   |
|   | <b>December 31, 2017</b>  |                |              |
|   | <u>Ordinary</u>           | <u>Capital</u> | <u>Total</u> |
| Gross DTA                                 | \$ 800,136                | \$ 430,470     | \$ 1,230,606 |
| Statutory valuation allowance adjustments | —                         | —              | —            |
| Adjusted gross DTA                        | 800,136                   | 430,470        | 1,230,606    |
| DTA nonadmitted                           | —                         | (430,470)      | (430,470)    |
| Subtotal net admitted DTA                 | 800,136                   | —              | 800,136      |
| DTL                                       | (539,035)                 | —              | (539,035)    |
| Net admitted DTA/(Net DTL)                | \$ 261,101                | \$ —           | \$ 261,101   |



**NOTES TO THE FINANCIAL STATEMENTS**

|   | Change              |             |                     |
|---|---------------------|-------------|---------------------|
|   | Ordinary            | Capital     | Total               |
| Gross DTA                                 | \$ (122,524)        | \$ —        | \$ (122,524)        |
| Statutory valuation allowance adjustments | —                   | —           | —                   |
| Adjusted gross DTA                        | (122,524)           | —           | (122,524)           |
| DTA nonadmitted                           | —                   | —           | —                   |
| Subtotal net admitted DTA                 | (122,524)           | —           | (122,524)           |
| DTL                                       | (4,353)             | —           | (4,353)             |
| Net admitted DTA/(Net DTL)                | <u>\$ (126,877)</u> | <u>\$ —</u> | <u>\$ (126,877)</u> |

Admission calculation components - SSAP No. 101 *Income Taxes*, (“SSAP 101”):

|   | September 30, 2018 |             |                   |
|---|--------------------|-------------|-------------------|
|   | Ordinary           | Capital     | Total             |
| Federal income taxes paid in prior years recoverable through loss carrybacks  | \$ 6,000           | \$ —        | \$ 6,000          |
| Adjusted gross DTA expected to be realized (excluding the amount of DTA from above) after application of the threshold limitation (the lesser of 1 and 2 below) | 656,662            | —           | 656,662           |
| 1. Adjusted gross DTA expected to be realized following the balance sheet date  | 656,662            | —           | 656,662           |
| 2. Adjusted gross DTA allowed per limitation threshold  | XXX                | XXX         | 10,419,308        |
| Adjusted gross DTA (excluding the amount of DTA from above) offset by gross DTL   | 14,950             | —           | 14,950            |
| DTA admitted as the result of application of SSAP 101 total   | <u>\$ 677,612</u>  | <u>\$ —</u> | <u>\$ 677,612</u> |

|   | December 31, 2017 |             |                   |
|---|-------------------|-------------|-------------------|
|   | Ordinary          | Capital     | Total             |
| Federal income taxes paid in prior years recoverable through loss carrybacks  | \$ 9,024          | \$ —        | \$ 9,024          |
| Adjusted gross DTA expected to be realized (excluding the amount of DTA from above) after application of the threshold limitation (the lesser of 1 and 2 below) | 252,077           | —           | 252,077           |
| 1. Adjusted gross DTA expected to be realized following the balance sheet date  | 252,077           | —           | 252,077           |
| 2. Adjusted gross DTA allowed per limitation threshold  | XXX               | XXX         | 10,225,353        |
| Adjusted gross DTA (excluding the amount of DTA from above) offset by gross DTL   | 539,035           | —           | 539,035           |
| DTA admitted as the result of application of SSAP 101 total   | <u>\$ 800,136</u> | <u>\$ —</u> | <u>\$ 800,136</u> |

|   | Change              |             |                     |
|---|---------------------|-------------|---------------------|
|   | Ordinary            | Capital     | Total               |
| Federal income taxes paid in prior years recoverable through loss carrybacks  | \$ (3,024)          | \$ —        | \$ (3,024)          |
| Adjusted gross DTA expected to be realized (excluding the amount of DTA from above) after application of the threshold limitation (the lesser of 1 and 2 below) | 404,585             | —           | 404,585             |
| 1. Adjusted gross DTA expected to be realized following the balance sheet date  | 404,585             | —           | 404,585             |
| 2. Adjusted gross DTA allowed per limitation threshold  | XXX                 | XXX         | 193,955             |
| Adjusted gross DTA (excluding the amount of DTA from above) offset by gross DTL   | (524,085)           | —           | (524,085)           |
| DTA admitted as the result of application of SSAP 101 total   | <u>\$ (122,524)</u> | <u>\$ —</u> | <u>\$ (122,524)</u> |

|   | 2018          | 2017          |
|---|---------------|---------------|
| RBC percentage used to determine recovery period and threshold limitation amount            | 19048%        | 18694%        |
| Amount of total adjusted capital used to determine recovery period and threshold limitation | \$ 69,462,055 | \$ 68,169,021 |

Management believes the Company will be able to utilize the DTA in the future without any tax planning strategies.

Do the Company’s tax planning strategies include the use of reinsurance? No

B. No significant change.

**NOTES TO THE FINANCIAL STATEMENTS**

C. Current income taxes incurred consisted of the following major components:

|  | <u>September 30, 2018</u> | <u>December 31, 2017</u> |
|--|---------------------------|--------------------------|
| Current Income Tax:                              |                           |                          |
| Federal  | \$ 73,060                 | \$ 302,139               |
| Foreign  | —                         | —                        |
| Subtotal   | <u>73,060</u>             | <u>302,139</u>           |
| Federal income tax on net capital gains (losses) | (17,277)                  | (46,538)                 |
| Utilization of capital loss carryforwards        | —                         | —                        |
| Other  | —                         | —                        |
| Federal and foreign income taxes incurred        | <u>\$ 55,783</u>          | <u>\$ 255,601</u>        |

The changes in the main components of deferred income tax amounts were as follows:

| DTA:   | <u>September 30, 2018</u> | <u>December 31, 2017</u> | <u>Change</u>       |
|--|---------------------------|--------------------------|---------------------|
| Ordinary:  |                           |                          |                     |
| Discounting of unpaid losses                             | \$ —                      | \$ —                     | \$ —                |
| Unearned premium reserve                                 | —                         | —                        | —                   |
| Policyholder reserves                                    | —                         | —                        | —                   |
| Investments  | —                         | —                        | —                   |
| Deferred acquisition costs                               | —                         | —                        | —                   |
| Policyholder dividends accrual                           | —                         | —                        | —                   |
| Fixed assets   | —                         | —                        | —                   |
| Compensation and benefits accrual                        | —                         | —                        | —                   |
| Pension accrual  | —                         | —                        | —                   |
| Receivables - nonadmitted                                | —                         | —                        | —                   |
| Net operating loss carryforward                          | —                         | —                        | —                   |
| Tax credit carryforwards                                 | 211,544                   | 363,951                  | (152,407)           |
| Other (including items <5% of total ordinary tax assets) | 14,950                    | 14,949                   | 1                   |
| Nonadmitted assets                                       | 451,118                   | 421,236                  | 29,882              |
| Subtotal   | <u>677,612</u>            | <u>800,136</u>           | <u>(122,524)</u>    |
| Statutory valuation allowance adjustment                 | —                         | —                        | —                   |
| Nonadmitted  | —                         | —                        | —                   |
| Admitted ordinary DTA                                    | <u>677,612</u>            | <u>800,136</u>           | <u>(122,524)</u>    |
| Capital:   |                           |                          |                     |
| Investments  | 430,470                   | 430,470                  | —                   |
| Net capital loss carryforward                            | —                         | —                        | —                   |
| Real estate  | —                         | —                        | —                   |
| Other (including items <5% of total capital tax assets)  | —                         | —                        | —                   |
| Subtotal   | <u>430,470</u>            | <u>430,470</u>           | <u>—</u>            |
| Statutory valuation allowance adjustment                 | —                         | —                        | —                   |
| Nonadmitted  | (430,470)                 | (430,470)                | —                   |
| Admitted capital DTA                                     | —                         | —                        | —                   |
| Admitted DTA   | <u>\$ 677,612</u>         | <u>\$ 800,136</u>        | <u>\$ (122,524)</u> |

**NOTES TO THE FINANCIAL STATEMENTS**

|   | <u>September 30, 2018</u> | <u>December 31, 2017</u> | <u>Change</u>       |
|---|---------------------------|--------------------------|---------------------|
| DTL :   |                           |                          |                     |
| Ordinary:   |                           |                          |                     |
| Investments   | \$ (454,138)              | \$ (449,785)             | \$ (4,353)          |
| Fixed assets  | —                         | —                        | —                   |
| Deferred and uncollected premiums                             | —                         | —                        | —                   |
| Policyholder reserves   | (89,250)                  | (89,250)                 | —                   |
| Other (including items <5% of total ordinary tax liabilities) | —                         | —                        | —                   |
| Subtotal  | <u>(543,388)</u>          | <u>(539,035)</u>         | <u>(4,353)</u>      |
| Capital:  |                           |                          |                     |
| Investments   | —                         | —                        | —                   |
| Real estate   | —                         | —                        | —                   |
| Other (including items <5% of total capital tax liabilities)  | —                         | —                        | —                   |
| Subtotal  | <u>—</u>                  | <u>—</u>                 | <u>—</u>            |
| DTL   | <u>\$ (543,388)</u>       | <u>\$ (539,035)</u>      | <u>\$ (4,353)</u>   |
| Net DTA/(DTL)   | <u>\$ 134,224</u>         | <u>\$ 261,101</u>        | <u>\$ (126,877)</u> |
|   |                           | <u>Change in net DTA</u> | <u>\$ (126,877)</u> |

The U.S. Tax Cuts and Jobs Act of 2017 (“U.S. Tax Reform”) was enacted on December 22, 2017. In February 2018, the NAIC adopted INT 18-01, *Updated Tax Estimates under the Tax Cuts and Jobs Act*, to modify the guidance of SSAP 101, to require additional disclosures for provisional amounts for certain items for which the income tax accounting is not complete. For these items, the Company recorded a reasonable estimate of the tax effects of U.S. Tax Reform. The estimates will be reported as provisional amounts during a measurement period, which will not exceed one year from the date of enactment of U.S. Tax Reform. The Company may reflect adjustments to its provisional amounts upon obtaining, preparing, or analyzing additional information about facts and circumstances that existed as of the enactment date that, if known, would have affected the income tax effects initially reported as provisional amounts.

See Note 9C of the Notes to the Financial Statements included in the Company’s 2017 Annual Statement for further information. As of September 30, 2018, no updates were made to the provisional amounts. The Company will continuously monitor these items during the measurement period.

- D. The provision for Federal and foreign income taxes incurred is different from that which would be obtained by applying the statutory Federal income tax rate to net gain (loss) from operations after dividends to policyholders and before Federal income tax. The significant items causing the difference were as follows:

|  | <u>September 30, 2018</u> |
|--|---------------------------|
| Net income, before net realized capital gains (losses), after dividends to policyholders and before all other Federal and foreign income taxes @ 21% | \$ 331,930                |
| Net realized capital gains (losses) @ 21%  | (18,796)                  |
| Tax effect of:   |                           |
| Nondeductible expenses   | \$ 1,050                  |
| Penalties  | 381                       |
| Prior years adjustments and accruals   | (7)                       |
| Change in nonadmitted assets   | (29,882)                  |
| Tax exempt income  | (102,016)                 |
| Total statutory income taxes (benefit)   | <u>\$ 182,660</u>         |
| Federal and foreign income taxes incurred including tax on realized capital gains  | \$ 55,783                 |
| Change in net DTA  | <u>126,877</u>            |
| Total statutory income taxes (benefit)   | <u>\$ 182,660</u>         |

E-G. No significant change.

#### 10. Information Concerning Parents, Subsidiaries, Affiliates and Other Related Parties

A-C. No significant change.

**NOTES TO THE FINANCIAL STATEMENTS**

- D. The Company had \$36 receivable (all of which was nonadmitted) and \$3,735 payable with affiliates as of September 30, 2018. The Company had no receivables and \$5,644 payable with affiliates as of December 31, 2017. Amounts receivable and payable are expected to be settled within 90 days.

E-N. No significant change.

**11. Debt**

- A. No significant change.
- B. The Company has not issued any debt to the Federal Home Loan Bank.

**12. Retirement Plans, Deferred Compensation, Postemployment Benefits and Compensated Absences and Other Postretirement Benefit Plans**

As of September 30, 2018, the Company did not sponsor any retirement plans, deferred compensation, postemployment benefits and compensated absences and other postretirement plans.

**13. Capital and Surplus, Shareholder's Dividend Restrictions and Quasi Reorganizations**

No significant change.

**14. Liabilities, Contingencies and Assessments**

- A-F. No significant change.
- G. All Other Contingencies

All of the information in this footnote is being reported on combined basis for the Company and its subsidiaries and affiliates.

In *McNabb v Metropolitan Property and Casualty Insurance Company* ("MPC"), a Washington jury determined that MPC breached its contract and acted in bad faith while adjusting the insureds' homeowner claim. The jury awarded the plaintiffs \$10,500,000, and they are appealing the trial court's reduction of the award by \$1,300,000.

In *Martin v Miner*, Metropolitan Group Property and Casualty Insurance Company ("MGPC") anticipates a bad faith claim arising from MGPC's alleged failure to timely offer the policy limits to the plaintiff in order to settle his claim against MGPC's insured. MGPC will vigorously defend the underlying claim against its insured and any subsequent bad faith claim.

In *Elkins v MCAS*, the plaintiff alleges the Company committed bad faith by failing to timely and properly respond to their settlement demand. The Company will vigorously defend the underlying claim against the Company's insured and any subsequent bad faith claim.

Various litigation, claims and assessments against the Company, in addition to those discussed above and those otherwise provided for in the Company's financial statements, have arisen in the course of the Company's business, including, but not limited to, in connection with its activities as an insurer, employer, investor or taxpayer. Further, state insurance regulatory and other federal and state authorities regularly make inquiries and conduct investigations concerning the Company's compliance with applicable insurance and other laws and regulations.

It is not possible to predict the ultimate outcome of all pending investigations and legal proceedings. In some of the matters, large and/or indeterminate amounts, including punitive and treble damages, may be sought. Although, in light of these considerations, it is possible that an adverse outcome in certain cases could have a material effect upon the Company's financial position, based on information currently known by the Company's management, in its opinion, the outcomes of pending investigations and legal proceedings are not likely to have such an effect. However, given the large and/or indeterminate amounts that may be sought in certain of these matters and the inherent unpredictability of litigation, it is possible that an adverse outcome in certain matters could, from time to time, have a material effect on the Company's net income or cash flows in any particular period.

**15. Leases**

No significant change.

**16. Information about Financial Instruments with Off-Balance Sheet Risk and Financial Instruments with Concentrations of Credit Risk**

No significant change.

**17. Sale, Transfer and Servicing of Financial Assets and Extinguishments of Liabilities**

- A. Transfers of Receivables Reported as Sales

No significant change.

**NOTES TO THE FINANCIAL STATEMENTS****B. Transfer and Servicing of Financial Assets**

The Company did not participate in the transfer or servicing of financial assets during the nine months ended September 30, 2018.

**C. Wash Sales**

(1) In the course of the Company's asset management, securities are not sold and reacquired within 30 days of the sale date to enhance the Company's yield on its investment portfolio. There may be occasional isolated incidents where wash sales occur.

(2) The Company had no wash sales with an NAIC designation 3 or below or unrated securities during the quarter ended September 30, 2018.

**18. Gain or Loss to the Reporting Entity from Uninsured Plans and the Uninsured Portion of Partially Insured Plans**

No significant change.

**19. Direct Premium Written/Produced by Managing General Agents/Third Party Administrators**

No significant change.

**20. Fair Value Measurement**

A. At September 30, 2018, the Company's Statutory Statements of Assets, Liabilities, Surplus and Other Funds had no financial assets and liabilities measured and reported at estimated fair value.

B. The Company provides additional fair value information in Note 5.

**C. Estimated Fair Value of All Financial Instruments**

Information related to the aggregate fair value of financial instruments is shown below at:

|                                   | September 30, 2018      |                      |                      |                      |             |                                     |
|-----------------------------------|-------------------------|----------------------|----------------------|----------------------|-------------|-------------------------------------|
|                                   | Aggregate<br>Fair Value | Admitted<br>Value    | Level 1              | Level 2              | Level 3     | Not Practicable<br>(Carrying Value) |
| <b>Assets</b>                     |                         |                      |                      |                      |             |                                     |
| Bonds                             | \$ 52,760,920           | \$ 53,099,366        | \$ 11,892,071        | \$ 40,868,849        | \$ —        | \$ —                                |
| Cash and cash equivalents         | 18,250,533              | 18,250,533           | 18,250,533           | —                    | —           | —                                   |
| Investment income due and accrued | 465,674                 | 465,674              | —                    | 465,674              | —           | —                                   |
| Total assets                      | <u>\$ 71,477,127</u>    | <u>\$ 71,815,573</u> | <u>\$ 30,142,604</u> | <u>\$ 41,334,523</u> | <u>\$ —</u> | <u>\$ —</u>                         |
|                                   |                         |                      |                      |                      |             |                                     |
|                                   | December 31, 2017       |                      |                      |                      |             |                                     |
|                                   | Aggregate<br>Fair Value | Admitted<br>Value    | Level 1              | Level 2              | Level 3     | Not Practicable<br>(Carrying Value) |
| <b>Assets</b>                     |                         |                      |                      |                      |             |                                     |
| Bonds                             | \$ 62,772,489           | \$ 61,441,812        | \$ 4,543,469         | \$ 58,229,020        | \$ —        | \$ —                                |
| Cash and cash equivalents         | 18,307,231              | 18,307,231           | 18,307,231           | —                    | —           | —                                   |
| Investment income due and accrued | 527,817                 | 527,817              | —                    | 527,817              | —           | —                                   |
| Total assets                      | <u>\$ 81,607,537</u>    | <u>\$ 80,276,860</u> | <u>\$ 22,850,700</u> | <u>\$ 58,756,837</u> | <u>\$ —</u> | <u>\$ —</u>                         |

**Assets and Liabilities**

The methods and significant assumptions used to estimate the fair value of all financial instruments are presented below.

The Company defines fair value as the price that would be received to sell an asset or paid to transfer a liability (an exit price) in the principal or most advantageous market for the asset or liability in an orderly transaction between market participants on the measurement date. In most cases, the exit price and the transaction (or entry) price will be the same at initial recognition.

When developing estimated fair values, the Company considers two broad valuation techniques: (i) the market approach and (ii) the income approach. The Company determines the most appropriate valuation technique to use, given what is being measured and the availability of sufficient inputs, giving priority to observable inputs.

The Company categorizes its financial assets and liabilities into a three-level hierarchy, based on the significant input with the lowest level in their valuation. The input levels are as follows. Level 1 - Unadjusted quoted prices in active markets for identical assets or liabilities. The Company defines active markets based on average trading volume for common stock. The size of the bid/ask spread is used as an indicator of market activity for bonds. Level 2 - Quoted prices in markets that are not active or inputs that are observable either directly or indirectly. These inputs can include quoted prices for similar but not identical assets or liabilities other than quoted prices in Level 1, quoted prices in markets that are not active, or other significant inputs that are observable or can be derived principally from or corroborated by observable market data for substantially the full term of the assets or liabilities. Level 3 - Unobservable inputs that are supported by little or no market activity and are significant to the determination of estimated fair value of the assets and

---

**NOTES TO THE FINANCIAL STATEMENTS**

---

liabilities. Unobservable inputs reflect the reporting entity's own assumptions about the assumptions that market participants would use in pricing the asset or liability.

In general, investments classified within Level 3 use many of the same valuation techniques and inputs as described in the Level 2 discussions below. However, if key inputs are unobservable, or if the investments are less liquid and there is very limited trading activity, the investments are generally classified as Level 3. The use of independent non-binding broker quotations to value investments generally indicates there is a lack of liquidity or the general lack of transparency in the process to develop the valuation estimates generally causing these investments to be classified in Level 3.

**Bonds, Cash, and Cash Equivalents**

When available, the estimated fair value for bonds, including loan-backed securities, and cash equivalents, are based on quoted prices in active markets that are readily and regularly obtainable. Generally, these investments are classified in Level 1, are the most liquid of the Company's securities holdings and valuation of these securities does not involve management's judgment.

When quoted prices in active markets are not available, the determination of estimated fair value is based on market standard valuation methodologies, giving priority to observable inputs. The significant inputs to the market standard valuation methodologies for certain types of securities with reasonable levels of price transparency are inputs that are observable in the market or can be derived principally from or corroborated by observable market data. Generally, these investments are classified in Level 2.

When observable inputs are not available, the market standard valuation methodologies rely on inputs that are significant to the estimated fair value that are not observable in the market or cannot be derived principally from or corroborated by observable market data. These unobservable inputs can be based in large part on management's judgment or estimation, and cannot be supported by reference to market activity. Even though these inputs are unobservable, management believes they are consistent with what other market participants would use when pricing such securities and are considered appropriate given the circumstances. Generally, these investments are classified in Level 3.

The estimated fair value for cash approximates carrying value and is classified as Level 1 given the nature of cash.

The use of different methodologies, assumptions and inputs may have a material effect on the estimated fair values of the Company's securities holdings.

**Investment Income Due and Accrued**

Due to the short-term nature of investment income due and accrued, the Company believes there is minimal risk of material changes in interest rates or the credit of the issuer such that estimated fair value approximates carrying value. These amounts are generally classified as Level 2.

D. At September 30, 2018, the Company had no investments where it was not practicable to estimate fair value.

**21. Other Items**

No significant change.

**22. Events Subsequent**

The Company has evaluated events subsequent to September 30, 2018 through November 9, 2018, which is the date these financial statements were available to be issued, and has determined there are no material subsequent events requiring adjustment to or disclosure in the financial statements.

The Company is not subject to the annual fee imposed under Section 9010 of the Affordable Care Act ("ACA").

**23. Reinsurance**

No significant change.

**24. Retrospectively Rated Contracts & Contracts Subject to Redetermination**

A-E. No significant change.

F. The Company is not subject to the risk sharing provision of the ACA.

**25. Change in Incurred Losses and Loss Adjustment Expenses**

A. The Company had no change in incurred losses and no loss adjustment expenses during the nine months ended September 30, 2018.

B. There were no significant changes in methodologies and assumptions used in calculating the liability for unpaid losses and loss adjustment expenses during the nine months ended September 30, 2018.

**26. Intercompany Pooling Arrangements**

No significant change.

---

## NOTES TO THE FINANCIAL STATEMENTS

---

**27. *Structured Settlements***

No significant change.

**28. *Health Care Receivables***

No significant change.

**29. *Participating Policies***

No significant change.

**30. *Premium Deficiency Reserves***

No significant change.

**31. *High Deductibles***

No significant change.

**32. *Discounting of Liabilities for Unpaid Losses or Unpaid Loss Adjustment Expenses***

No significant change.

**33. *Asbestos/Environmental Reserves***

No significant change.

**34. *Subscriber Savings Accounts***

No significant change.

**35. *Multiple Peril Crop Insurance***

No significant change.

**36. *Financial Guaranty Insurance***

A. No significant change.

B. As of September 30, 2018, the Company did not have any financial guaranty contracts.

# GENERAL INTERROGATORIES

## PART 1 - COMMON INTERROGATORIES

### GENERAL

1.1 Did the reporting entity experience any material transactions requiring the filing of Disclosure of Material Transactions with the State of Domicile, as required by the Model Act? Yes  No

1.2 If yes, has the report been filed with the domiciliary state? Yes  No

2.1 Has any change been made during the year of this statement in the charter, by-laws, articles of incorporation, or deed of settlement of the reporting entity? Yes  No

2.2 If yes, date of change:

3.1 Is the reporting entity a member of an Insurance Holding Company System consisting of two or more affiliated persons, one or more of which is an insurer? Yes  No   
If yes, complete Schedule Y, Parts 1 and 1A.

3.2 Have there been any substantial changes in the organizational chart since the prior quarter end? Yes  No

3.3 If the response to 3.2 is yes, provide a brief description of those changes.

Various mergers, reorganizations and formations - See Schedule Y Part 1. Organization Chart - regarding information concerning activities of insurer members of a holding company group.

3.4 Is the reporting entity publicly traded or a member of a publicly traded group? Yes  No

3.5 If the response to 3.4 is yes, provide the CIK (Central Index Key) code issued by the SEC for the entity/group. 1099219

4.1 Has the reporting entity been a party to a merger or consolidation during the period covered by this statement? Yes  No

4.2 If yes, provide name of entity, NAIC Company Code, and state of domicile (use two letter state abbreviation) for any entity that has ceased to exist as a result of the merger or consolidation.

| 1<br>Name of Entity | 2<br>NAIC<br>Company<br>Code | 3<br>State of<br>Domicile |
|---------------------|------------------------------|---------------------------|
|                     |                              |                           |

5. If the reporting entity is subject to a management agreement, including third-party administrator(s), managing general agent(s), attorney-in-fact, or similar agreement, have there been any significant changes regarding the terms of the agreement or principals involved? Yes  No  N/A   
If yes, attach an explanation.

6.1 State as of what date the latest financial examination of the reporting entity was made or is being made. 12/31/2016

6.2 State the as of date that the latest financial examination report became available from either the state of domicile or the reporting entity. This date should be the date of the examined balance sheet and not the date the report was completed or released. 12/31/2016

6.3 State as of what date the latest financial examination report became available to other states or the public from either the state of domicile or the reporting entity. This is the release date or completion date of the examination report and not the date of the examination (balance sheet date). 01/11/2018

6.4 By what department or departments?

Rhode Island Insurance Division / Department of Business Regulation

6.5 Have all financial statement adjustments within the latest financial examination report been accounted for in a subsequent financial statement filed with Departments? Yes  No  N/A

6.6 Have all of the recommendations within the latest financial examination report been complied with? Yes  No  N/A

7.1 Has this reporting entity had any Certificates of Authority, licenses or registrations (including corporate registration, if applicable) suspended or revoked by any governmental entity during the reporting period? Yes  No

7.2 If yes, give full information:

8.1 Is the company a subsidiary of a bank holding company regulated with the Federal Reserve Board? Yes  No

8.2 If response to 8.1 is yes, please identify the name of the bank holding company.

8.3 Is the company affiliated with one or more banks, thrifts or securities firms? Yes  No

8.4 If the response to 8.3 is yes, please provide below the names and location (city and state of the main office) of any affiliates regulated by a federal regulatory services agency [i.e. the Federal Reserve Board (FRB), the Office of the Comptroller of the Currency (OCC), the Federal Deposit Insurance Corporation (FDIC) and the Securities Exchange Commission (SEC)] and identify the affiliate's primary federal regulator].

| 1<br>Affiliate Name                    | 2<br>Location (City, State) | 3<br>FRB | 4<br>OCC | 5<br>FDIC | 6<br>SEC |
|--|-----------------------------|----------|----------|-----------|----------|
| MetLife Investment Advisors, LLC       | Whippany, NJ                |          |          |           | YES      |
| MetLife Investors Distribution Company | New York, NY                |          |          |           | YES      |
| MetLife Investments Securities, LLC    | Whippany, NJ                |          |          |           | YES      |
| Logan Circle Partners, L.P.            | Philadelphia, PA            |          |          |           | YES      |

9.1 Are the senior officers (principal executive officer, principal financial officer, principal accounting officer or controller, or persons performing similar functions) of the reporting entity subject to a code of ethics, which includes the following standards? Yes  No

- (a) Honest and ethical conduct, including the ethical handling of actual or apparent conflicts of interest between personal and professional relationships;
- (b) Full, fair, accurate, timely and understandable disclosure in the periodic reports required to be filed by the reporting entity;
- (c) Compliance with applicable governmental laws, rules and regulations;
- (d) The prompt internal reporting of violations to an appropriate person or persons identified in the code; and
- (e) Accountability for adherence to the code.

9.11 If the response to 9.1 is No, please explain:

9.2 Has the code of ethics for senior managers been amended? Yes  No

9.21 If the response to 9.2 is Yes, provide information related to amendment(s).



# GENERAL INTERROGATORIES

## PART 1 - COMMON INTERROGATORIES

- 9.3 Have any provisions of the code of ethics been waived for any of the specified officers? Yes [ ] No [X]
- 9.31 If the response to 9.3 is Yes, provide the nature of any waiver(s).

### FINANCIAL

- 10.1 Does the reporting entity report any amounts due from parent, subsidiaries or affiliates on Page 2 of this statement? Yes [ ] No [X]
- 10.2 If yes, indicate any amounts receivable from parent included in the Page 2 amount: \$ 0

### INVESTMENT

- 11.1 Were any of the stocks, bonds, or other assets of the reporting entity loaned, placed under option agreement, or otherwise made available for use by another person? (Exclude securities under securities lending agreements.) Yes [ ] No [X]
- 11.2 If yes, give full and complete information relating thereto:

12. Amount of real estate and mortgages held in other invested assets in Schedule BA: \$ 0
13. Amount of real estate and mortgages held in short-term investments: \$ 0
- 14.1 Does the reporting entity have any investments in parent, subsidiaries and affiliates? Yes [ ] No [X]

14.2 If yes, please complete the following:

|   | 1<br>Prior Year End Book/Adjusted<br>Carrying Value | 2<br>Current Quarter Book/Adjusted<br>Carrying Value |
|---|---|--|
| 14.21 Bonds   | \$ 0  | \$ 0   |
| 14.22 Preferred Stock   | 0   | 0  |
| 14.23 Common Stock  | 0   | 0  |
| 14.24 Short-Term Investments  | 0   | 0  |
| 14.25 Mortgage Loans on Real Estate   | 0   | 0  |
| 14.26 All Other   | 0   | 0  |
| 14.27 Total Investment in Parent, Subsidiaries and Affiliates (Subtotal Lines 14.21 to 14.26) | \$ 0  | \$ 0   |
| 14.28 Total Investment in Parent included in Lines 14.21 to 14.26 above                       | \$ 0  | \$ 0   |

- 15.1 Has the reporting entity entered into any hedging transactions reported on Schedule DB? Yes [ ] No [X]
- 15.2 If yes, has a comprehensive description of the hedging program been made available to the domiciliary state? Yes [ ] No [ ]  
If no, attach a description with this statement.

16. For the reporting entity's security lending program, state the amount of the following as of current statement date:

- 16.1 Total fair value of reinvested collateral assets reported on Schedule DL, Parts 1 and 2: \$ 0
- 16.2 Total book adjusted/carrying value of reinvested collateral assets reported on Schedule DL, Parts 1 and 2: \$ 0
- 16.3 Total payable for securities lending reported on the liability page: \$ 0

17. Excluding items in Schedule E-Part 3-Special Deposits, real estate, mortgage loans and investments held physically in the reporting entity's offices, vaults or safety deposit boxes, were all stocks, bonds and other securities, owned throughout the current year held pursuant to a custodial agreement with a qualified bank or trust company in accordance with Section 1, III - General Examination Considerations, F. Outsourcing of Critical Functions, Custodial or Safekeeping Agreements of the NAIC *Financial Condition Examiners Handbook*? Yes [X] No [ ]

17.1 For all agreements that comply with the requirements of the NAIC *Financial Condition Examiners Handbook*, complete the following:

| 1<br>Name of Custodian(s) | 2<br>Custodian Address                             |
|---------------------------|--|
| JPMorgan Chase & Co.      | 4 New York Plaza - 12th Floor, New York, NY, 10004 |

17.2 For all agreements that do not comply with the requirements of the NAIC *Financial Condition Examiners Handbook*, provide the name, location and a complete explanation:

| 1<br>Name(s) | 2<br>Location(s) | 3<br>Complete Explanation(s) |
|--------------|------------------|------------------------------|
|              |                  |                              |

17.3 Have there been any changes, including name changes, in the custodian(s) identified in 17.1 during the current quarter? Yes [ ] No [X]

17.4 If yes, give full and complete information relating thereto:

| 1<br>Old Custodian | 2<br>New Custodian | 3<br>Date of Change | 4<br>Reason |
|--------------------|--------------------|---------------------|-------------|
|                    |                    |                     |             |

17.5 Investment management – Identify all investment advisors, investment managers, broker/dealers, including individuals that have the authority to make investment decisions on behalf of the reporting entity. For assets that are managed internally by employees of the reporting entity, note as such ["...that have access to the investment accounts", "handle securities"].

| 1<br>Name of Firm or Individual  | 2<br>Affiliation |
|----------------------------------|------------------|
| MetLife Investment Advisors, LLC | A                |

17.5097 For those firms/individuals listed in the table for Question 17.5, do any firms/individuals unaffiliated with the reporting entity (i.e., designated with a "U") manage more than 10% of the reporting entity's assets? Yes [ ] No [ ]

17.5098 For firms/individuals unaffiliated with the reporting entity (i.e., designated with a "U") listed in the table for Question 17.5, does the total assets under management aggregate to more than 50% of the reporting entity's assets? Yes [ ] No [ ]

17.6 For those firms or individuals listed in the table for 17.5 with an affiliation code of "A" (affiliated) or "U" (unaffiliated), provide the information for the table below.

| 1<br>Central Registration Depository<br>Number | 2<br>Name of Firm or Individual  | 3<br>Legal Entity Identifier (LEI) | 4<br>Registered With | 5<br>Investment<br>Management<br>Agreement (IMA) Filed |
|--|----------------------------------|------------------------------------|----------------------|--|
| 142463   | MetLife Investment Advisors, LLC | EAU072Q8FCR1S0XGYJ21               | SEC                  | DS   |

18.1 Have all the filing requirements of the *Purposes and Procedures Manual of the NAIC Investment Analysis Office* been followed? Yes [X] No [ ]

## GENERAL INTERROGATORIES

### PART 1 - COMMON INTERROGATORIES

18.2 If no, list exceptions:

19. By self-designating 5\*GI securities, the reporting entity is certifying the following elements for each self-designated 5\*GI security:
- a. Documentation necessary to permit a full credit analysis of the security does not exist.
  - b. Issuer or obligor is current on all contracted interest and principal payments.
  - c. The insurer has an actual expectation of ultimate payment of all contracted interest and principal.
- Has the reporting entity self-designated 5\*GI securities?

Yes [ ] No [X]

## GENERAL INTERROGATORIES (continued)

## PART 2 – PROPERTY &amp; CASUALTY INTERROGATORIES

1. If the reporting entity is a member of a pooling arrangement, did the agreement or the reporting entity's participation change? Yes [ ] No [ ] N/A [X]  
If yes, attach an explanation.
2. Has the reporting entity reinsured any risk with any other reporting entity and agreed to release such entity from liability, in whole or in part, from any loss that may occur on the risk, or portion thereof, reinsured? Yes [ ] No [X]  
If yes, attach an explanation.
- 3.1 Have any of the reporting entity's primary reinsurance contracts been canceled? Yes [ ] No [X]
- 3.2 If yes, give full and complete information thereto:

- 4.1 Are any of the liabilities for unpaid losses and loss adjustment expenses other than certain workers' compensation tabular reserves (see *Annual Statement Instructions* pertaining to disclosure of discounting for definition of "tabular reserves,") discounted at a rate of interest greater than zero? Yes [ ] No [X]

- 4.2 If yes, complete the following schedule:

| 1<br>Line of Business | 2<br>Maximum Interest | 3<br>Disc. Rate | Total Discount     |                 |           |            | Discount Taken During Period |                 |            |             |
|-----------------------|-----------------------|-----------------|--------------------|-----------------|-----------|------------|------------------------------|-----------------|------------|-------------|
|                       |                       |                 | 4<br>Unpaid Losses | 5<br>Unpaid LAE | 6<br>IBNR | 7<br>Total | 8<br>Unpaid Losses           | 9<br>Unpaid LAE | 10<br>IBNR | 11<br>Total |
|                       | 0.000                 | 0.000           | 0                  | 0               | 0         | 0          | 0                            | 0               | 0          | 0           |
| Total                 | XXX                   | XXX             | 0                  | 0               | 0         | 0          | 0                            | 0               | 0          | 0           |

- 5.1 Operating Percentages:
- 5.1 A&H loss percent 0.000%
- 5.2 A&H cost containment percent 0.000%
- 5.3 A&H expense percent excluding cost containment expenses 0.000%
- 6.1 Do you act as a custodian for health savings accounts? Yes [ ] No [X]
- 6.2 If yes, please provide the amount of custodial funds held as of the reporting date. \$ 0
- 6.3 Do you act as an administrator for health savings accounts? Yes [ ] No [X]
- 6.4 If yes, please provide the amount of funds administered as of the reporting date. \$ 0
7. Is the reporting entity licensed or chartered, registered, qualified, eligible or writing business in at least two states? Yes [X] No [ ]
- 7.1 If no, does the reporting entity assume reinsurance business that covers risks residing in at least one state other than the state of domicile of the reporting entity? Yes [ ] No [ ]

**SCHEDULE F - CEDED REINSURANCE**

Showing All New Reinsurers - Current Year to Date

| 1<br>NAIC<br>Company<br>Code | 2<br>ID Number | 3<br>Name of Reinsurer | 4<br>Domiciliary<br>Jurisdiction | 5<br>Type of<br>Reinsurer | 6<br>Certified<br>Reinsurer Rating<br>(1 through 6) | 7<br>Effective Date<br>of Certified<br>Reinsurer<br>Rating |
|------------------------------|----------------|------------------------|----------------------------------|---------------------------|---|--|
|------------------------------|----------------|------------------------|----------------------------------|---------------------------|---|--|

**NONE**

**Metropolitan Casualty Insurance Company**

**SCHEDULE T - EXHIBIT OF PREMIUMS WRITTEN**

Current Year to Date - Allocated by States and Territories

| States, Etc.                        | 1<br>Active<br>Status<br>(a) | Direct Premiums Written      |                            | Direct Losses Paid (Deducting Salvage) |                            | Direct Losses Unpaid         |                            |
|-------------------------------------|------------------------------|------------------------------|----------------------------|--|----------------------------|------------------------------|----------------------------|
|                                     |                              | 2<br>Current Year<br>to Date | 3<br>Prior Year<br>to Date | 4<br>Current Year<br>to Date           | 5<br>Prior Year<br>to Date | 6<br>Current Year<br>to Date | 7<br>Prior Year<br>to Date |
| 1. Alabama.....AL                   | L                            | 57,646                       | 65,925                     | 57,453                                 | 19,230                     | 3,211                        | 46,284                     |
| 2. Alaska.....AK                    | N                            |                              |                            |  |                            |                              |                            |
| 3. Arizona.....AZ                   | L                            | 8,979,810                    | 9,595,451                  | 6,017,071                              | 6,169,345                  | 5,782,513                    | 6,865,545                  |
| 4. Arkansas.....AR                  | L                            | 1,785                        | 4,414                      | 97,963                                 | 12,692                     | 9,865                        | 97,157                     |
| 5. California.....CA                | N                            |                              |                            |  |                            |                              |                            |
| 6. Colorado.....CO                  | L                            | 17,673,754                   | 17,907,031                 | 13,586,082                             | 14,036,812                 | 10,625,888                   | 11,016,946                 |
| 7. Connecticut.....CT               | L                            | 13,893,846                   | 9,405,115                  | 5,077,283                              | 3,081,401                  | 5,897,000                    | 3,085,030                  |
| 8. Delaware.....DE                  | L                            | 70,032                       | 80,265                     | 30,169                                 | 20,593                     | 32,535                       | 5,912                      |
| 9. District of Columbia.....DC      | L                            |                              |                            |  |                            |                              |                            |
| 10. Florida.....FL                  | L                            | 122,762,224                  | 118,740,512                | 87,193,080                             | 85,228,365                 | 68,477,547                   | 77,245,668                 |
| 11. Georgia.....GA                  | L                            | 8,350,293                    | 10,247,765                 | 5,680,832                              | 7,579,320                  | 4,749,954                    | 6,992,506                  |
| 12. Hawaii.....HI                   | N                            |                              |                            |  |                            |                              |                            |
| 13. Idaho.....ID                    | L                            |                              |                            |  |                            |                              |                            |
| 14. Illinois.....IL                 | L                            | 64,325,841                   | 63,212,899                 | 36,482,677                             | 40,416,201                 | 19,723,343                   | 25,243,608                 |
| 15. Indiana.....IN                  | L                            | 51,223                       | 67,636                     | 8,404                                  | 7,337                      | 4,640                        | 20,326                     |
| 16. Iowa.....IA                     | L                            | 23,644                       | 23,211                     | 2,931                                  | 6,984                      | 4,908                        | 1,190                      |
| 17. Kansas.....KS                   | L                            | 4,609,752                    | 3,491,630                  | 1,870,003                              | 1,746,230                  | 713,787                      | 742,237                    |
| 18. Kentucky.....KY                 | L                            | 122,082                      | 143,033                    | 132,252                                | 161,858                    | 16,476                       | 162,163                    |
| 19. Louisiana.....LA                | L                            | 85,023                       | 89,541                     | 24,110                                 | 120,336                    | 82,967                       | 41,759                     |
| 20. Maine.....ME                    | L                            | 9,528,652                    | 9,806,092                  | 4,874,637                              | 5,049,345                  | 4,039,985                    | 4,443,062                  |
| 21. Maryland.....MD                 | L                            | 1,366,060                    | 1,343,632                  | 985,405                                | 658,016                    | 914,212                      | 586,792                    |
| 22. Massachusetts.....MA            | L                            |                              |                            |  |                            |                              |                            |
| 23. Michigan.....MI                 | N                            |                              |                            |  |                            |                              |                            |
| 24. Minnesota.....MN                | L                            | 10,737,327                   | 11,860,566                 | 6,572,075                              | 7,266,241                  | 5,490,544                    | 6,377,699                  |
| 25. Mississippi.....MS              | L                            | 16,652,847                   | 15,169,782                 | 9,214,764                              | 7,660,307                  | 6,930,877                    | 7,207,219                  |
| 26. Missouri.....MO                 | L                            | 77,737                       | 76,508                     | 56,083                                 | 64,803                     | 92,476                       | 66,770                     |
| 27. Montana.....MT                  | L                            |                              |                            |  |                            |                              |                            |
| 28. Nebraska.....NE                 | L                            | 2,073,195                    | 2,653,314                  | 1,141,552                              | 1,719,265                  | 2,068,004                    | 1,995,577                  |
| 29. Nevada.....NV                   | N                            |                              |                            |  |                            |                              |                            |
| 30. New Hampshire.....NH            | N                            |                              |                            |  |                            |                              |                            |
| 31. New Jersey.....NJ               | L                            | 984,404                      | 498,033                    | 462,447                                | 55,441                     | 826,949                      | 372,223                    |
| 32. New Mexico.....NM               | N                            |                              |                            |  |                            |                              |                            |
| 33. New York.....NY                 | L                            | 39,956,434                   | 44,682,637                 | 22,556,847                             | 27,612,407                 | 26,575,856                   | 32,759,182                 |
| 34. North Carolina.....NC           | L                            |                              |                            |  |                            |                              |                            |
| 35. North Dakota.....ND             | L                            |                              |                            |  |                            | 105,035                      | 87,972                     |
| 36. Ohio.....OH                     | L                            | 465,947                      | 148,657                    | 214,739                                | 45,637                     | 179,131                      | 40,084                     |
| 37. Oklahoma.....OK                 | L                            | 4,918                        | 10,405                     |  | 50                         | 485                          | 566                        |
| 38. Oregon.....OR                   | L                            | 30,460                       | 41,568                     | 14,503                                 | 6,140                      | 1,475                        | 11,213                     |
| 39. Pennsylvania.....PA             | L                            | 3,242,273                    | 3,686,376                  | 2,536,828                              | 1,619,217                  | 2,675,149                    | 4,052,222                  |
| 40. Rhode Island.....RI             | L                            | 12,972,745                   | 15,690,068                 | 8,757,458                              | 10,825,738                 | 11,305,280                   | 13,731,733                 |
| 41. South Carolina.....SC           | L                            | 12,100,900                   | 4,657,370                  | 7,999,986                              | 825,718                    | 5,511,100                    | 1,147,146                  |
| 42. South Dakota.....SD             | L                            |                              |                            |  |                            |                              |                            |
| 43. Tennessee.....TN                | L                            | 12,054,946                   | 10,836,566                 | 6,442,758                              | 6,110,524                  | 3,955,146                    | 3,603,340                  |
| 44. Texas.....TX                    | L                            | 1,322,384                    | 1,520,956                  | 477,065                                | 1,386,399                  | 393,427                      | 545,658                    |
| 45. Utah.....UT                     | L                            | 4,428,674                    | 4,533,616                  | 2,134,194                              | 3,104,898                  | 2,467,281                    | 2,404,532                  |
| 46. Vermont.....VT                  | N                            |                              |                            |  |                            |                              |                            |
| 47. Virginia.....VA                 | L                            | 6,446,248                    | 5,944,040                  | 3,116,272                              | 3,886,838                  | 2,332,280                    | 2,242,609                  |
| 48. Washington.....WA               | L                            | 16,268,610                   | 17,400,638                 | 9,188,331                              | 9,804,901                  | 9,626,258                    | 11,128,764                 |
| 49. West Virginia.....WV            | L                            | 237,994                      | 255,093                    | 51,012                                 | 158,547                    | 48,541                       | 14,101                     |
| 50. Wisconsin.....WI                | L                            | 131,429                      | 151,200                    | 59,437                                 | 9,746                      | 64,677                       | 138,444                    |
| 51. Wyoming.....WY                  | N                            |                              |                            |  |                            |                              |                            |
| 52. American Samoa.....AS           | N                            |                              |                            |  |                            |                              |                            |
| 53. Guam.....GU                     | N                            |                              |                            |  |                            |                              |                            |
| 54. Puerto Rico.....PR              | N                            |                              |                            |  |                            |                              |                            |
| 55. US Virgin Islands.....VI        | N                            |                              |                            |  |                            |                              |                            |
| 56. Northern Mariana Islands.....MP | N                            |                              |                            |  |                            |                              |                            |
| 57. Canada.....CAN                  | N                            |                              |                            |  |                            |                              |                            |
| 58. Aggregate Other Alien.....OT    | XXX                          | 0                            | 0                          | 0                                      | 0                          | 0                            | 0                          |
| 59. Totals.....                     | XXX                          | 392,091,139                  | 384,041,545                | 243,116,703                            | 246,476,882                | 201,728,802                  | 224,523,239                |

**DETAILS OF WRITE-INS**

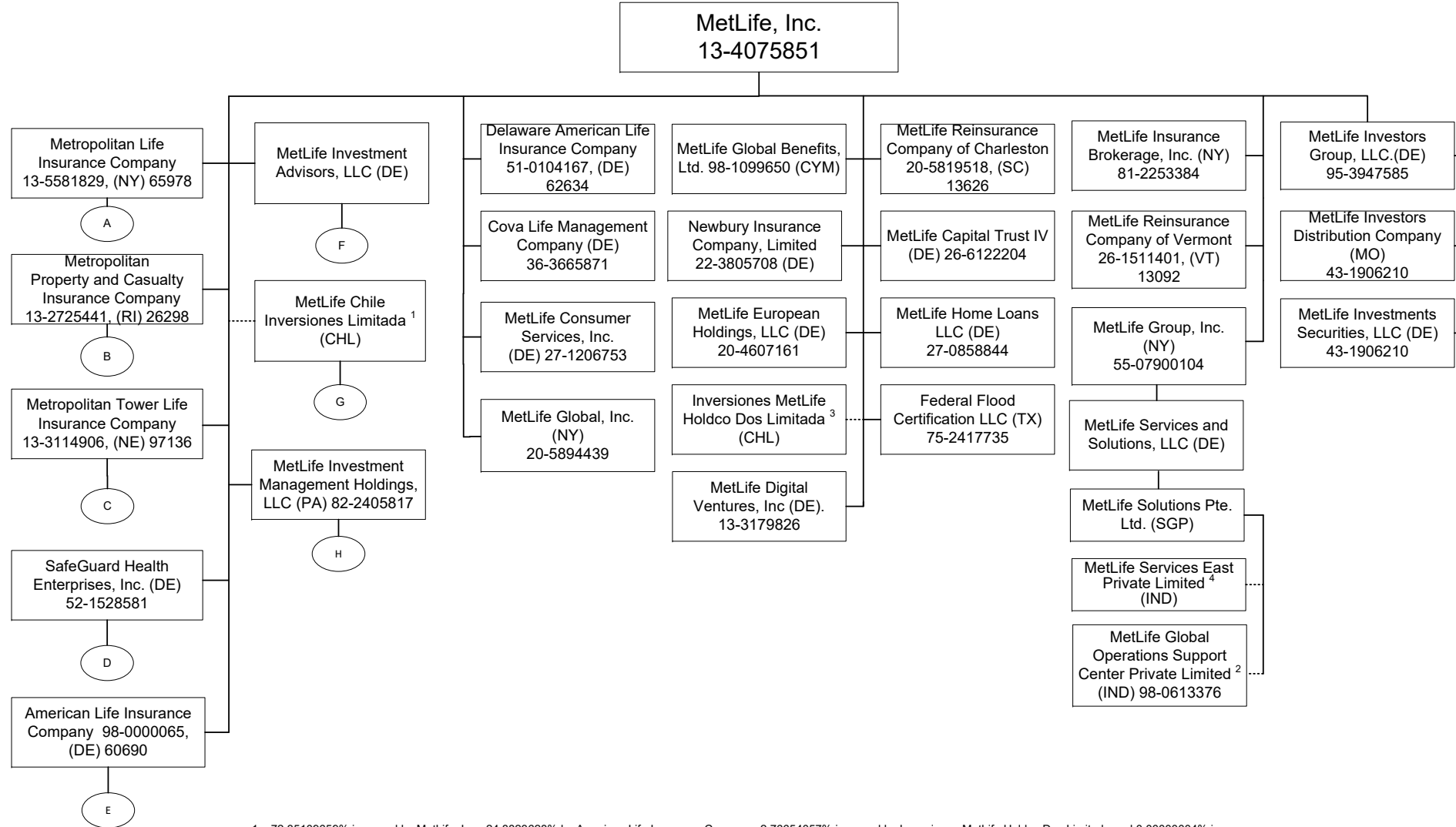
|   |     |   |   |   |   |   |   |
|---|-----|---|---|---|---|---|---|
| 58001.....  | XXX |   |   |   |   |   |   |
| 58002.....  | XXX |   |   |   |   |   |   |
| 58003.....  | XXX |   |   |   |   |   |   |
| 58998. Summary of remaining write-ins<br>for Line 58 from overflow page.... | XXX | 0 | 0 | 0 | 0 | 0 | 0 |
| 58999. Totals (Lines 58001 thru 58003+<br>Line 58998) (Line 58 above).....  | XXX | 0 | 0 | 0 | 0 | 0 | 0 |

(a) Active Status Count

|  |    |   |    |
|--|----|---|----|
| L - Licensed or Chartered - Licensed insurance carrier or domiciled RRG.....   | 42 | R - Registered - Non-domiciled RRGs.....                                | 0  |
| E - Eligible - Reporting entities eligible or approved to write surplus lines in the state<br>(other than their state of domicile - See DSLI)..... | 0  | Q - Qualified - Qualified or accredited reinsurer.....                  | 0  |
| D - Domestic Surplus Lines Insurer (DSLI) - Reporting entities authorized to write<br>surplus lines in the state of domicile.....                  | 0  | N - None of the above - Not allowed to write business in the state..... | 15 |

SCHEDULE Y - INFORMATION CONCERNING ACTIVITIES OF INSURER MEMBERS OF A HOLDING COMPANY GROUP

PART 1 - ORGANIZATIONAL CHART



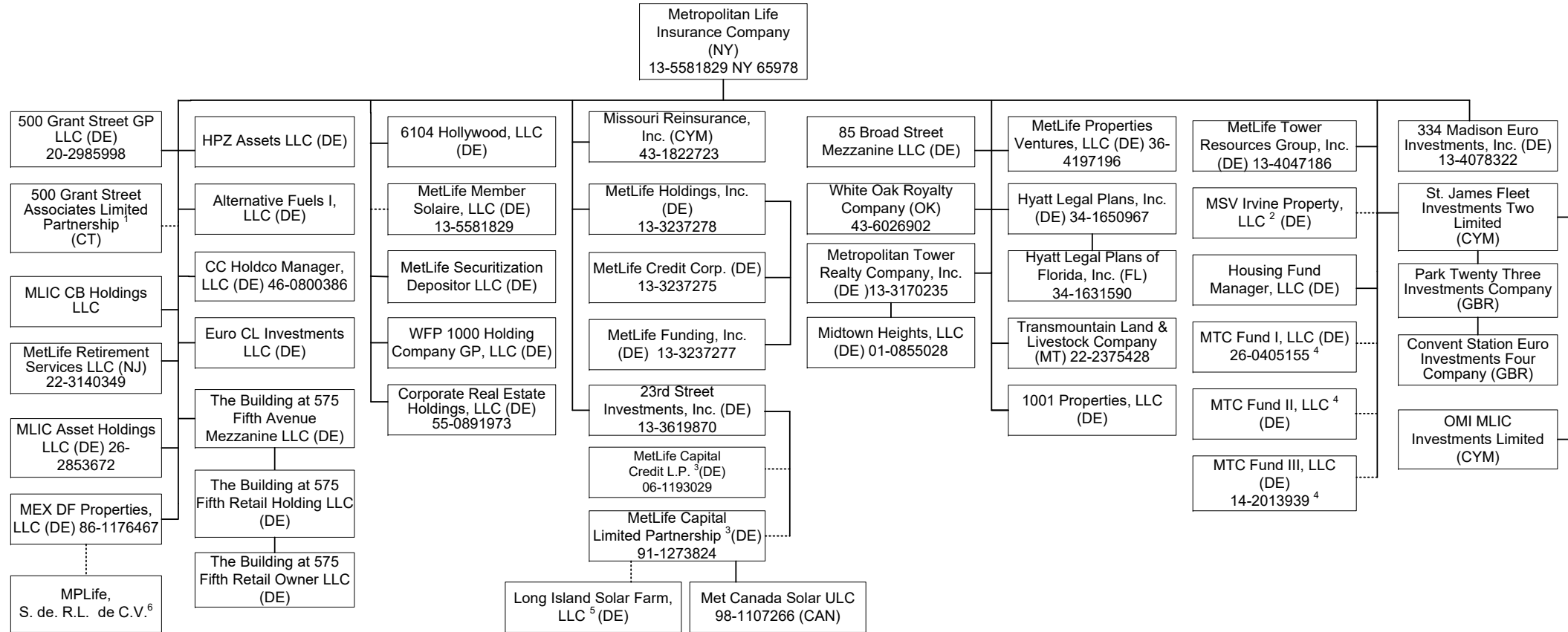
1 72.35109659% is owned by MetLife, Inc., 24.8823628% by American Life Insurance Company, 2.76654057% is owned by Inversiones MetLife Holdco Dos Limitada and 0.00000004% is owned by Natiloportem Holdings, LLC.  
 2 99.99999% is owned by MetLife Solutions Pte. Ltd. and 0.00001% is owned by Natiloportem Holdings, LLC.  
 3 99.99946% of Inversiones MetLife Holdco Dos Limitada is owned by MetLife, Inc., 0.000535% is owned by MetLife International Holdings, LLC. and 0.0000054% is owned by Natiloportem Holdings, LLC.  
 4 99.99% of MetLife Services East Private Limited is owned by MetLife Solutions Pte. Ltd and .01% is owned by Natiloportem Holdings, LLC.

Q11

SCHEDULE Y - INFORMATION CONCERNING ACTIVITIES OF INSURER MEMBERS OF A HOLDING COMPANY GROUP

PART 1 - ORGANIZATIONAL CHART

A



Q11.1

1 99% of 500 Grant Street Associates Limited Partnership is held by Metropolitan Life Insurance Company and 1% by 500 Grant Street GP LLC.

2 96% of MSV Irvine Property, LLC is owned by Metropolitan Life Insurance Company and 4% is owned by Metropolitan Tower Realty Company, Inc. .

3 1% General Partnership interest is held by 23<sup>rd</sup> Street Investment, Inc. and 99% Limited Partnership interest is held by Metropolitan Life Insurance Company.

4 Housing Fund Manager, LLC is the managing member and the remaining interests are held by a third party member.

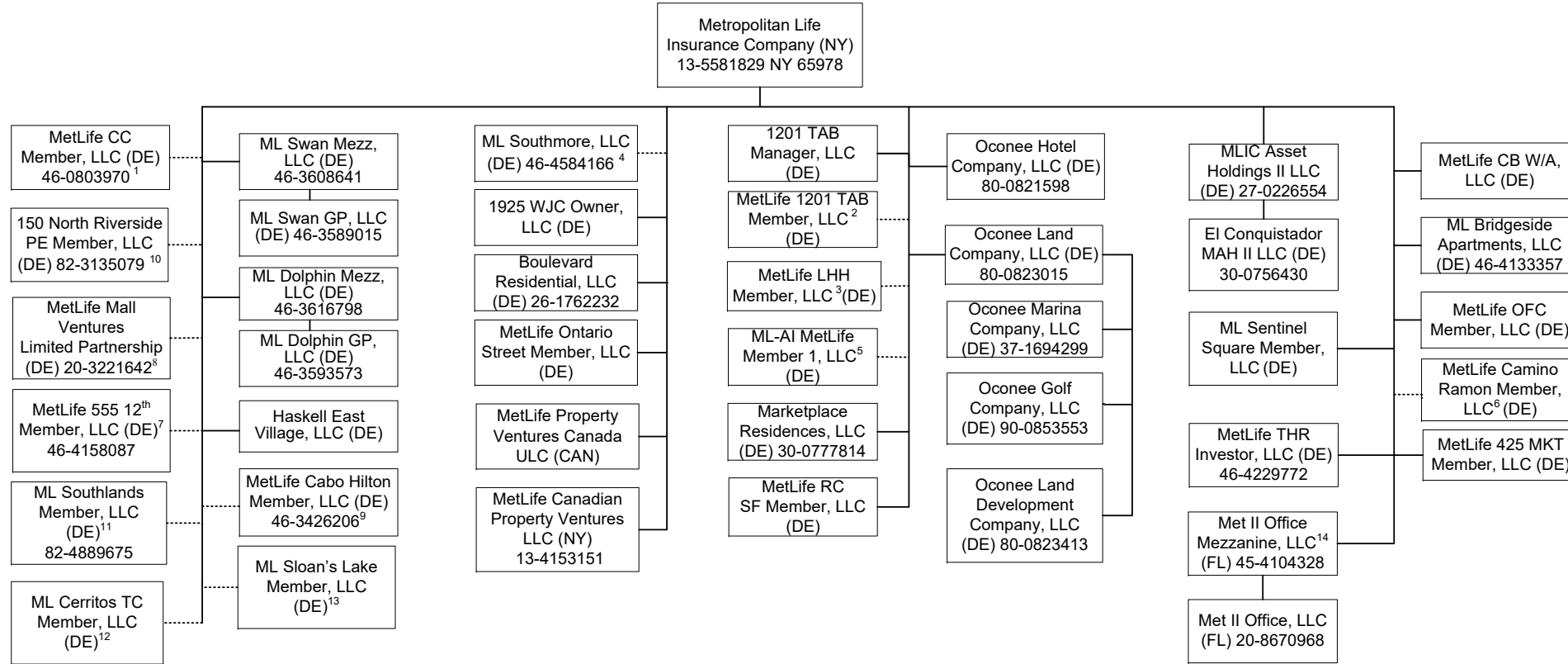
5 90.39% membership interest is held by LISF Solar Trust in which MetLife Capital Limited Partnership has a 100% beneficial interest and the rest is owned by a third party.

6 99% of MPLife, S. de. R.L. de C.V. is owned by MEX DF Properties, LLC and .01% is owned by Euro CL Investments, LLC.

SCHEDULE Y - INFORMATION CONCERNING ACTIVITIES OF INSURER MEMBERS OF A HOLDING COMPANY GROUP

PART 1 - ORGANIZATIONAL CHART

A-1



Q11.2

1 95.122% of MetLife CC Member, LLC is held by Metropolitan Life Insurance Company and 4.878% by Metropolitan Tower Life Insurance Company.

2 96.9% of MetLife 1201 TAB Member, LLC is owned by Metropolitan Life Insurance Company and 3.10% is owned by Metropolitan Property and Casualty Insurance Company.

3 99% of MetLife LHH Member, LLC is owned by Metropolitan Life Insurance Company and 1% by Metropolitan Tower Life Insurance Company.

4 99% of ML Southmore, LLC is owned by Metropolitan Life Insurance Company and 1% by Metropolitan Tower Life Insurance Company.

5 95.199% of the membership interest is owned by Metropolitan Life Insurance Company and 4.801% by Metropolitan Property and Casualty Insurance Company.

6 99% of MetLife Camino Ramon Member, LLC is owned by Metropolitan Life Insurance Company and 1% by Metropolitan Tower Life Insurance Company.

7 94.6% of MetLife 555 12th Member, LLC is owned by Metropolitan Life Insurance Company and 5.4% is owned by Metropolitan Tower Life Insurance Company.

8 99% LP interest of MetLife Mall Ventures Limited Partnership is owned by Metropolitan Life Insurance Company and 1% GP interest is owned by Metropolitan Tower Realty Company, Inc.

9 83.1% of MetLife Cabo Hilton Member, LLC is owned by Metropolitan Life Insurance Company and 16.9% by Metropolitan Tower Life Insurance Company.

10 81.45% of 150 North Riverside PE Member, LLC is owned by Metropolitan Life Insurance Company, 18.55% is owned by Metropolitan Tower Life Insurance Company.

11 60% of ML Southlands Member, LLC is owned by Metropolitan Life Insurance Company and 40% is owned by Metropolitan Tower Life Insurance Company.

12 60% of ML Cerritos TC Member, LLC is owned by Metropolitan Life Insurance Company and 40% is owned by Metropolitan Tower Life Insurance Company.

13 55% of ML Sloan's Lake Member, LLC is owned by Metropolitan Life Insurance Company and 45% is owned by Metropolitan Tower Life Insurance Company.

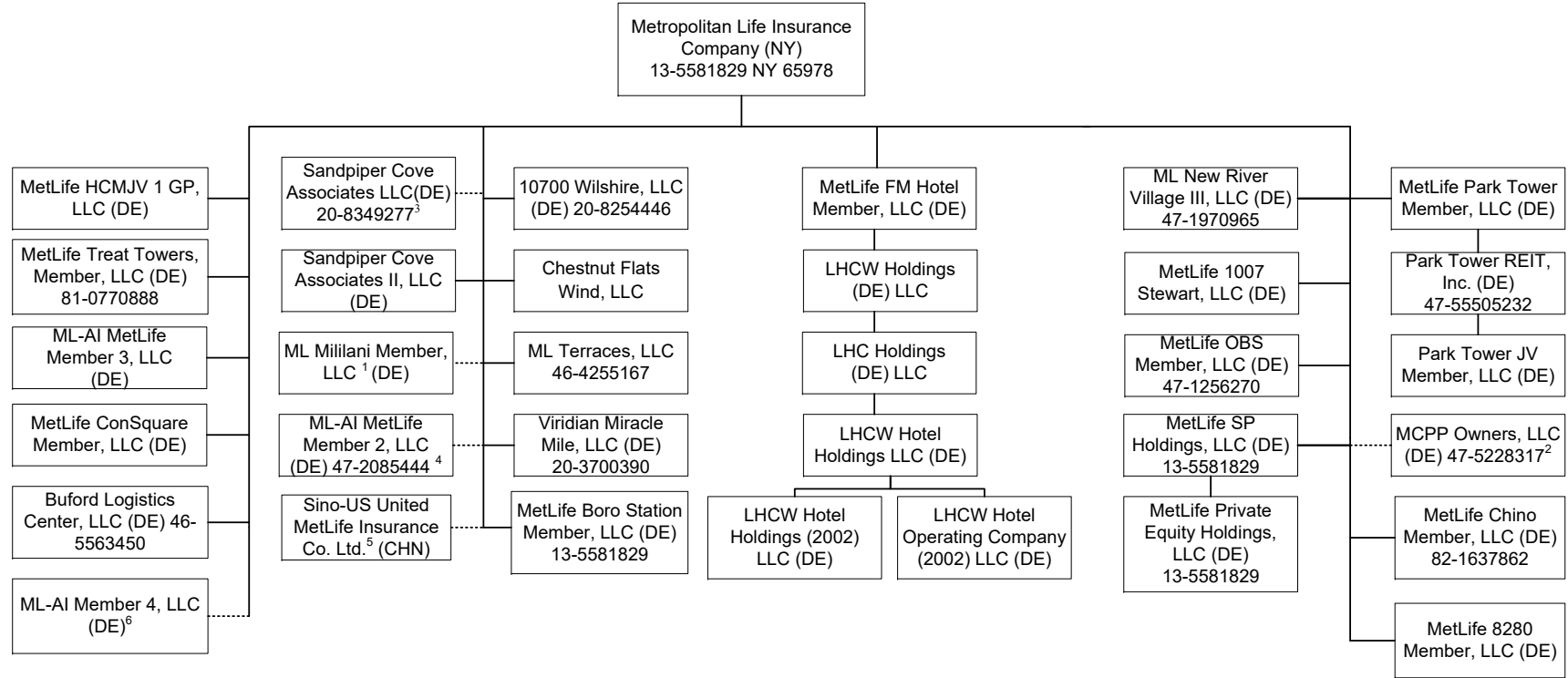
14 89.5833% of the membership interest of Met II Office Mezzanine, LLC is owned by Metropolitan Life Insurance Company and 10.4167% is owned by Metropolitan Tower Life Insurance Company.



SCHEDULE Y - INFORMATION CONCERNING ACTIVITIES OF INSURER MEMBERS OF A HOLDING COMPANY GROUP

PART 1 - ORGANIZATIONAL CHART

A-2

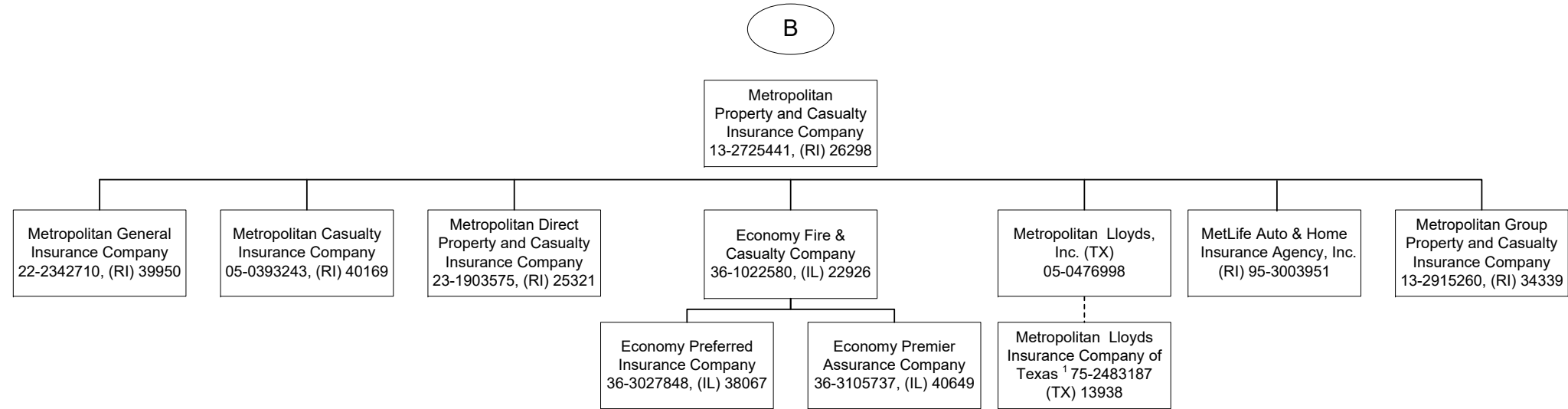


1 95% of ML Mililani Member, LLC is owned by Metropolitan Life Insurance Company and 5% is owned by Metropolitan Tower Life Insurance Company.  
 2 87.34% of MCPP Owners, LLC is owned by Metropolitan Life Insurance Company, 1.81% by Metropolitan Tower Life Insurance Company and 10.85% by MTL Leasing, LLC.  
 3 90.59% of the membership interest is owned by Metropolitan Life Insurance Company and 9.41% of the membership interest is owned by Metropolitan Tower Realty Company, Inc.  
 4 98.97% of ML-AI MetLife Member 2, LLC is owned by Metropolitan Life Insurance Company and 1.03% by Metropolitan Tower Life Insurance Company.  
 5 50% of Sino-US United MetLife Insurance Co. Ltd. is owned by Metropolitan Life Insurance Company and 50% is owned by a third party.  
 6 60% of ML-AI Member 4, LLC is owned by Metropolitan Life Insurance Company and 40% is owned by Metropolitan Tower Life Insurance Company.

Q11.3

SCHEDULE Y - INFORMATION CONCERNING ACTIVITIES OF INSURER MEMBERS OF A HOLDING COMPANY GROUP

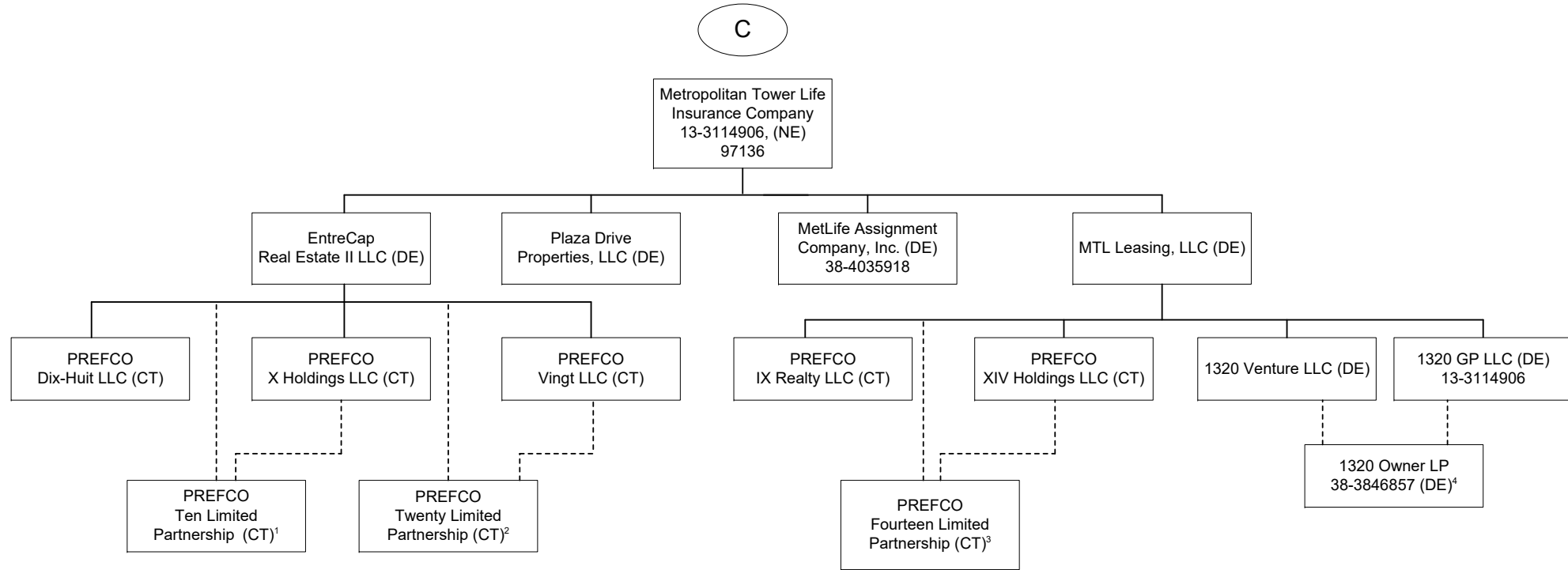
PART 1 - ORGANIZATIONAL CHART



<sup>1</sup> Metropolitan Lloyds Insurance Company of Texas, an affiliated association, provides automobile, homeowner and related insurance for the Texas market. It is an association of individuals designated as underwriters. Metropolitan Lloyds, Inc., a subsidiary of Metropolitan Property and Casualty Insurance Company, serves as the attorney-in-fact and manages the association.

SCHEDULE Y - INFORMATION CONCERNING ACTIVITIES OF INSURER MEMBERS OF A HOLDING COMPANY GROUP

PART 1 - ORGANIZATIONAL CHART



1 99.9% of PREFCO Ten Limited Partnership is owned by EntreCap Real Estate II, LLC and .10% is owned by PREFCO X Holdings LLC.

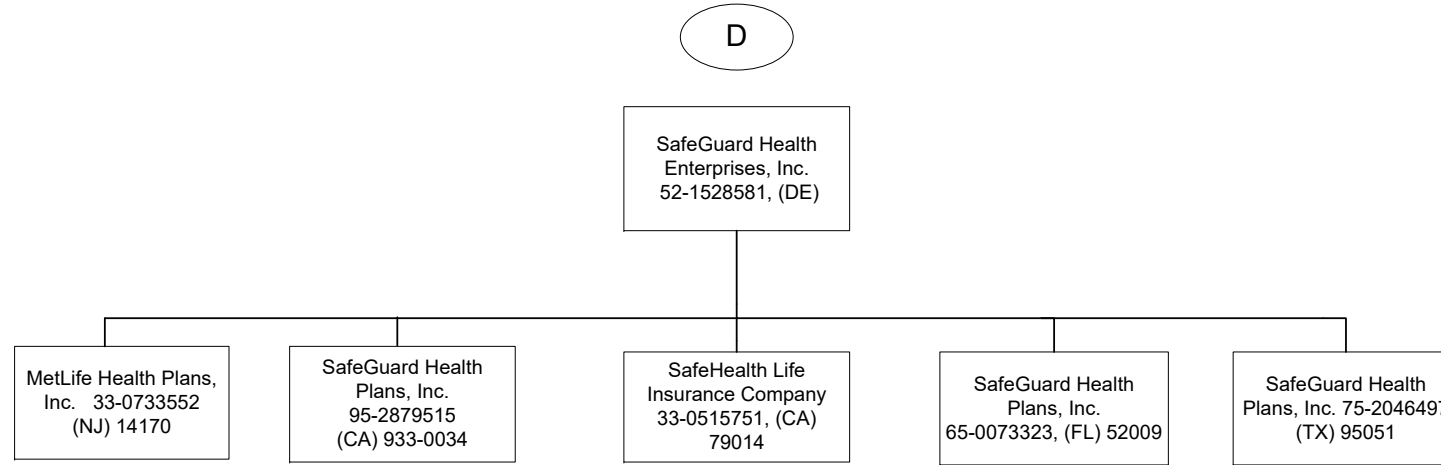
2 99% of PREFCO Twenty Limited Partnership. is owned by EntreCap Real Estate II, LLC and 1% is owned by PREFCO Vingt LLC.

3 99.9% of PREFCO Fourteen Limited Partnership is owned by MTL Leasing, LLC and .10% is owned by PREFCO XIV Holdings LLC.

4 99.9% of 1320 Owner LP is owned by 1320 Venture LLC and .10% is owned by 1320 GP LLC.

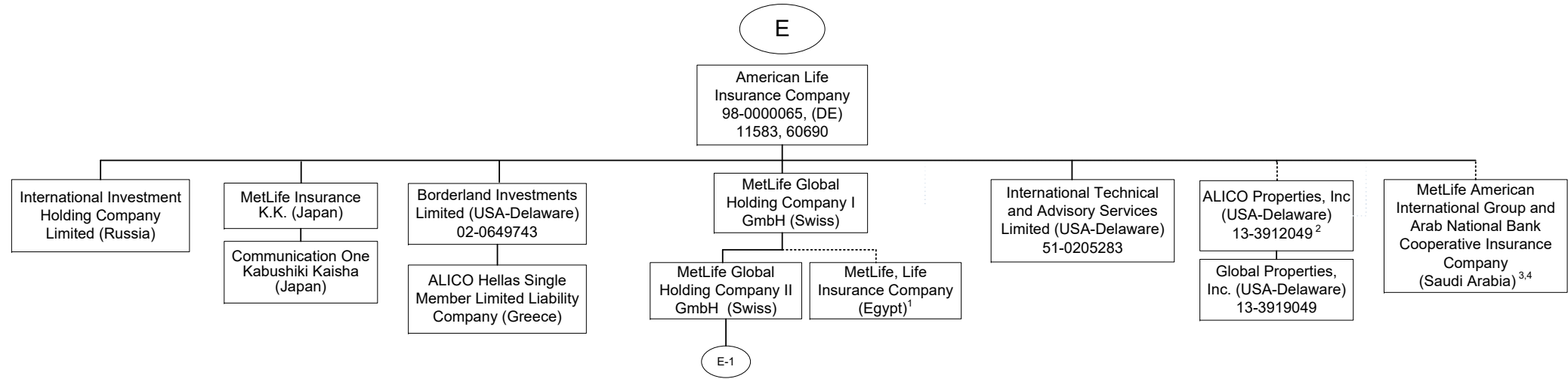
SCHEDULE Y - INFORMATION CONCERNING ACTIVITIES OF INSURER MEMBERS OF A HOLDING COMPANY GROUP

PART 1 - ORGANIZATIONAL CHART



SCHEDULE Y - INFORMATION CONCERNING ACTIVITIES OF INSURER MEMBERS OF A HOLDING COMPANY GROUP

PART 1 - ORGANIZATIONAL CHART

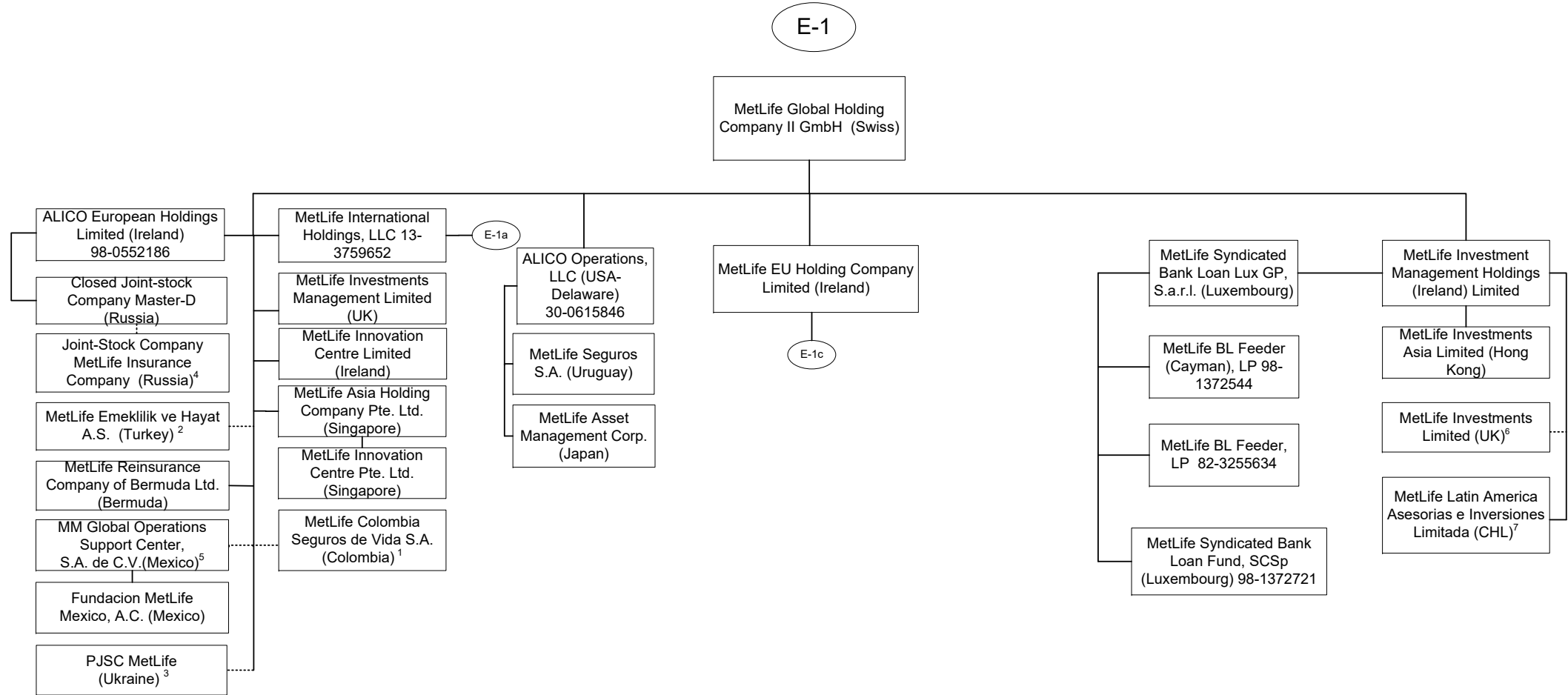


1 84.125% of MetLife, Life Insurance Company (Egypt) is owned by MetLife Global Holding Company I GmbH and the remaining interest by third parties.  
 2 51% of ALICO Properties, Inc. is owned by American Life Insurance Company and the remaining interest by third parties.  
 3 The Delaware Department of Insurance approved a disclaimer of affiliation and therefore, this company is not considered an affiliate under Delaware Law.  
 4 30% of MetLife American International Group and Arab National Bank Cooperative Insurance Company is owned by American Life Insurance Company and the remaining interest by third parties.

SCHEDULE Y - INFORMATION CONCERNING ACTIVITIES OF INSURER MEMBERS OF A HOLDING COMPANY GROUP

PART 1 - ORGANIZATIONAL CHART

Q11.8



1 89.9999657134583% of MetLife Colombia Seguros de Vida S.A. is owned by MetLife Global Holding Company II GmbH, 10.0000315938813% is owned by MetLife Global Holding Company I GmbH, International Technical and Advisory Services Limited, Borderland Investments Limited and Natlioportem Holdings, LLC each own 0.00000897553447019009%.

2 99.98% of MetLife Emeklilik ve Hayat A.S. is owned by MetLife Global Holding Company II GmbH (Swiss) and the remaining by third parties.

3 99.9988% of PJSC MetLife is owned by MetLife Global Holding Company II GmbH, .0006% is owned by International Technical and Advisory Services Limited and the remaining .0006% is owned by Borderland Investments Limited

4 51% of Joint-Stock Company MetLife Insurance Company is owned by ZAO Master D and 49% is owned by MetLife Global Holding Company II GmbH.

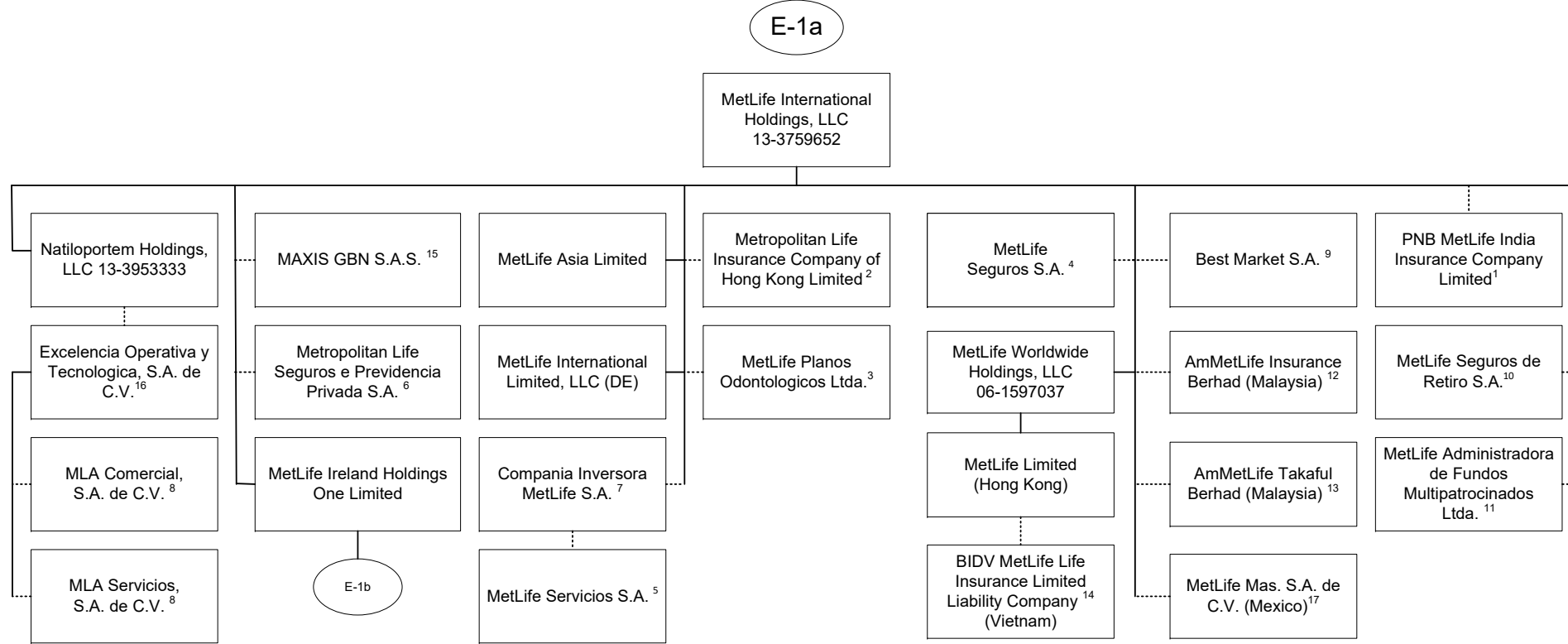
5 99.999509% of MM Global Operations Support Center S.A. de C.V. (Mexico) is held by MetLife Global Holding Company II GmbH (Swiss) and 0.000491% is held by MetLife Global Holding Company I GmbH (Swiss).

6 99.9% of MetLife Investments Limited (UK) is held by MetLife Investment Management Holdings (Ireland) Limited and .1% is owned by MetLife Global Holding Company II GmbH (Swiss).

7 99.99% of MetLife Latin American Asesorias e Inversiones Limitada is owned by MetLife Investment Management Holdings (Ireland) Limited and .01% is owned by MetLife Global Holding Company II GmbH (Swiss).

SCHEDULE Y - INFORMATION CONCERNING ACTIVITIES OF INSURER MEMBERS OF A HOLDING COMPANY GROUP

PART 1 - ORGANIZATIONAL CHART



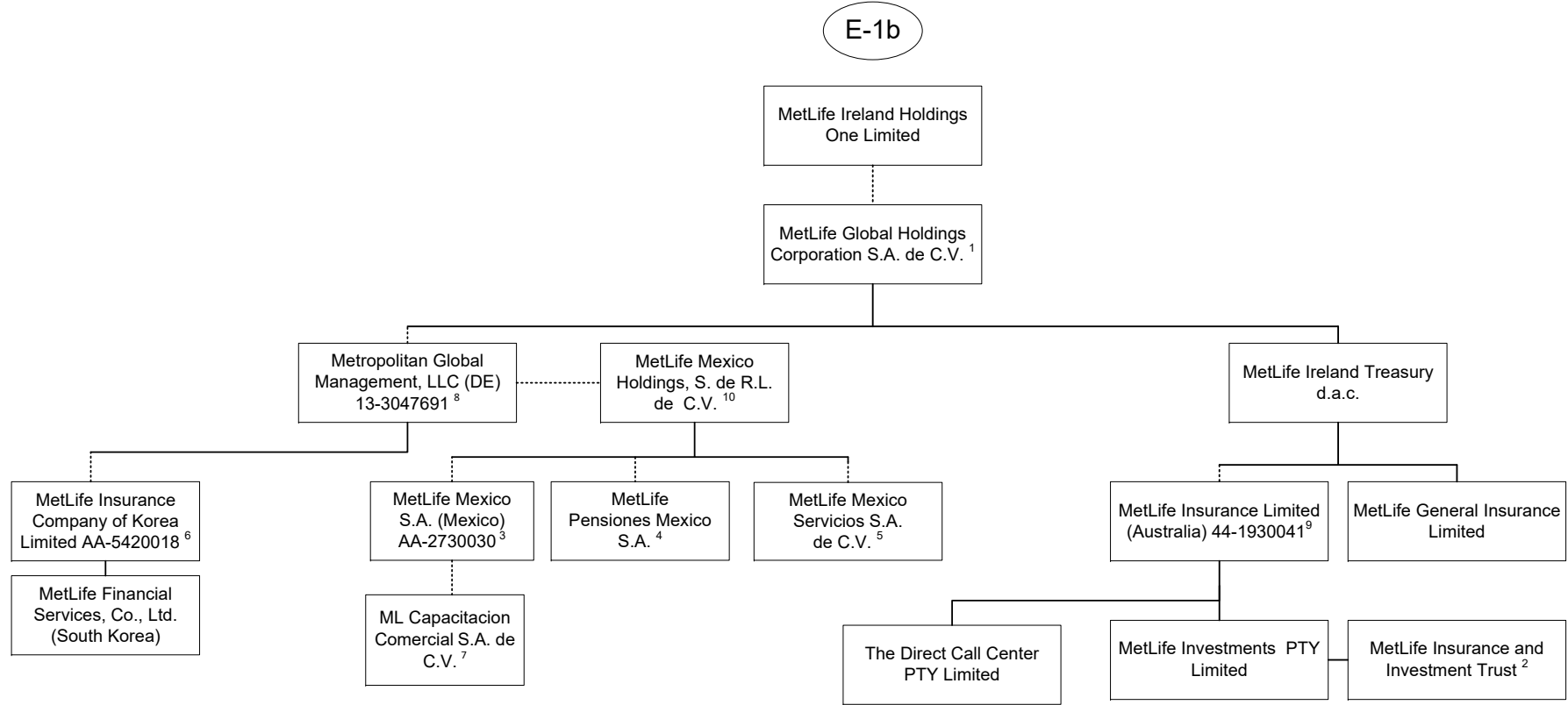
1 32.05% of PNB MetLife India Insurance Company Limited is owned by MetLife International Holdings, LLC and 67.95% is owned by third parties.  
 2 99.99935% of Metropolitan Life Insurance Company of Hong Kong Limited is owned by MetLife International Holdings, LLC and 0.00065% is owned by Natiloportem Holdings, LLC.  
 3 99.999% of MetLife Planos Odontologicos Ltda. is owned by MetLife International Holdings, LLC and .001% is owned by Natiloportem Holdings, LLC.  
 4 95.5242% of MetLife Seguros S.A. is owned by MetLife International Holdings, LLC and 2.6753% is owned by Natiloportem Holdings, LLC and 1.8005% is owned by International Technical and Advisory Services Limited.  
 5 18.87% of the shares of MetLife Servicios S.A. are held by Compania Inversora MetLife S.A., 79.88% is owned by MetLife Seguros S.A., .99% is held by Natiloportem Holdings, LLC and .26% is held by MetLife Seguros de Retiro S.A.  
 6 66.662% is owned by MetLife International Holdings, LLC, 33.337% is owned by MetLife Worldwide Holdings, LLC and 0.001% is owned by Natiloportem Holdings, LLC.  
 7 95.46% is owned by MetLife International Holdings, LLC and 4.54% is owned by Natiloportem Holdings, LLC.  
 8 99% is owned by Excelencia Operativa y Tecnologica, S.A. de C.V. and 1% is owned by MetLife Mexico Servicios S.A. de C.V.

9 5% of the shares are held by Natiloportem Holdings, LLC and 95% is owned by MetLife International Holdings, LLC.  
 10 96.8897% is owned by MetLife International Holdings, LLC, 3.1102% is owned by Natiloportem Holdings, and .0001% is owned by International Technical and Advisory Services Limited.  
 11 99.99998% of MetLife Administradora de Fondos Multipatrocিনados Ltda. is owned by MetLife International Holdings, LLC and .00002% by Natiloportem Holdings, LLC.  
 12 50.000002% of AmMetLife Insurance Berhad is owned by MetLife International Holdings, LLC and the remainder by a third party.  
 13 49.9999996% of AmMetLife Takaful Berhad is owned by MetLife International Holdings, LLC and the remainder by a third party.  
 14 60% of BIDV MetLife Life Insurance Limited Liability Company is held by MetLife Limited (Hong Kong) and the remainder by third parties.  
 15 50% of MAXIS GBN S.A.S. is held by MetLife International Holdings, LLC and the remainder by third parties.  
 16 99% of Excelencia Operativa y Tecnologica, S.A. de C.V. is held by Natiloportem Holdings, LLC and 1% by MetLife Mexico Servicios S.A. de C.V.  
 17 99.99964399% MetLife Mas, SA de C.V. is owned by MetLife International Holdings, LLC and .00035601% is owned by International Technical and Advisory Services Limited.

Q11.9

SCHEDULE Y - INFORMATION CONCERNING ACTIVITIES OF INSURER MEMBERS OF A HOLDING COMPANY GROUP

PART 1 - ORGANIZATIONAL CHART



1 98.9% is owned by MetLife Ireland Holdings One Limited and 1.1% is owned by MetLife International Limited, LLC.

2 MetLife Insurance and Investment Trust is a trust vehicle, the trustee of which is MetLife Investments PTY Limited ("MIPL").

MIPL is a wholly owned subsidiary of MetLife Insurance PTY Limited.

3 99.050271% is owned by MetLife Mexico Holdings, S. de R.L. de C.V. and .949729% is owned by MetLife International Holdings, LLC.

4 97.5125% is owned by MetLife Mexico Holdings, S. de R.L. de C.V. and 2.4875% is owned by MetLife International Holdings, LLC.

5 98% is owned by MetLife Mexico Holdings, S. de R.L. de C.V. and 2% is owned by MetLife International Holdings, LLC.

6 14.64% is owned by MetLife Mexico, S.A. and 85.36% is owned by Metropolitan Global Management, LLC.

7 99% is owned by MetLife Mexico S.A. and 1% is owned by MetLife Mexico Servicios, S.A. de C.V.

8 99.7% is owned by MetLife Global Holdings Corporation S.A. de C.V. and 0.3% is owned by MetLife International Holdings, LLC.

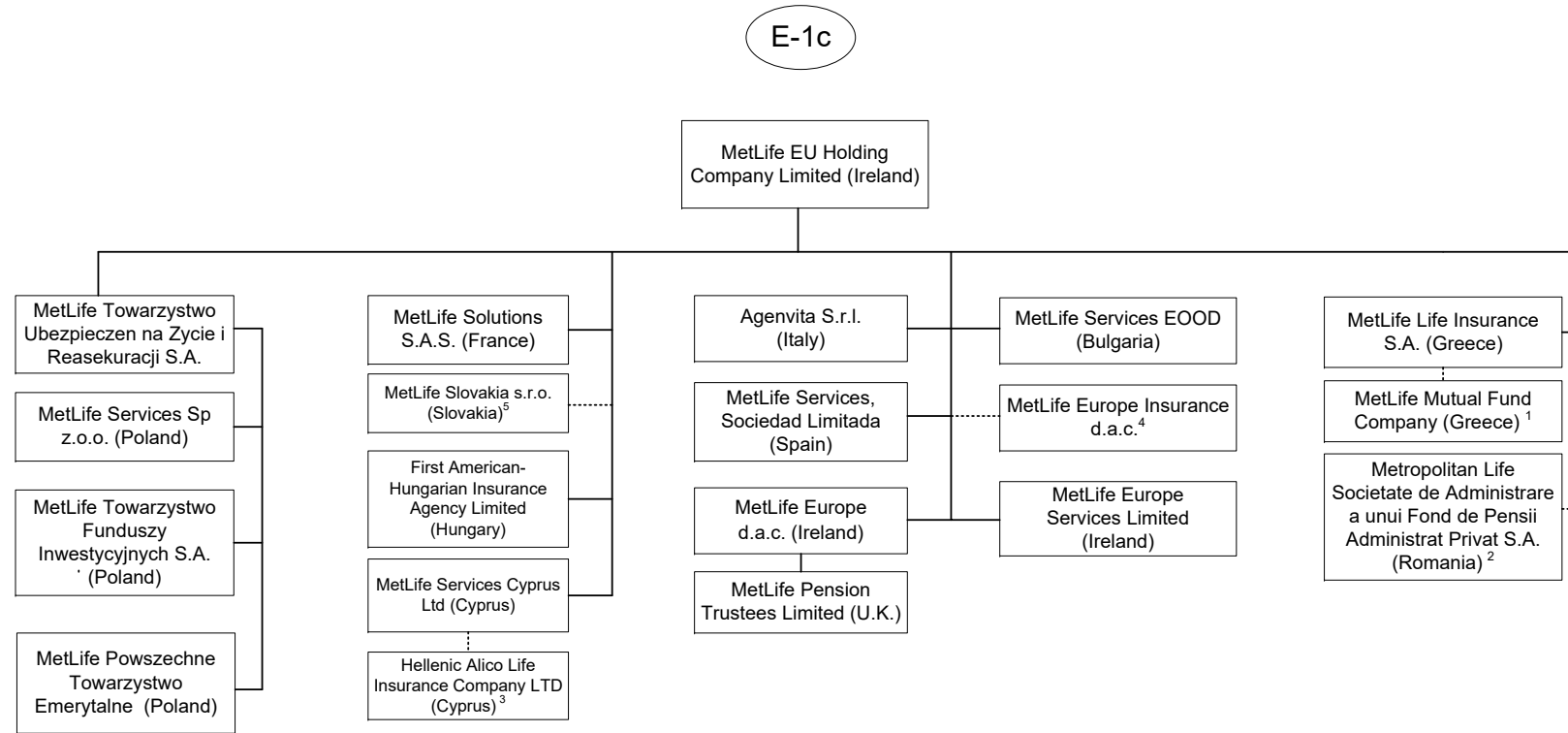
9 91.16468% of MetLife Insurance Limited (Australia) is owned by MetLife Ireland Treasury d.a.c. and 8.83532% by MetLife Global Holdings Corp. S.A. de C.V..

10 99.99995% is owned by Metropolitan Global Management, LLC and .00005% is owned by Exelencia Operativa y Tecnologica, S.A. de C.V.



SCHEDULE Y - INFORMATION CONCERNING ACTIVITIES OF INSURER MEMBERS OF A HOLDING COMPANY GROUP

PART 1 - ORGANIZATIONAL CHART

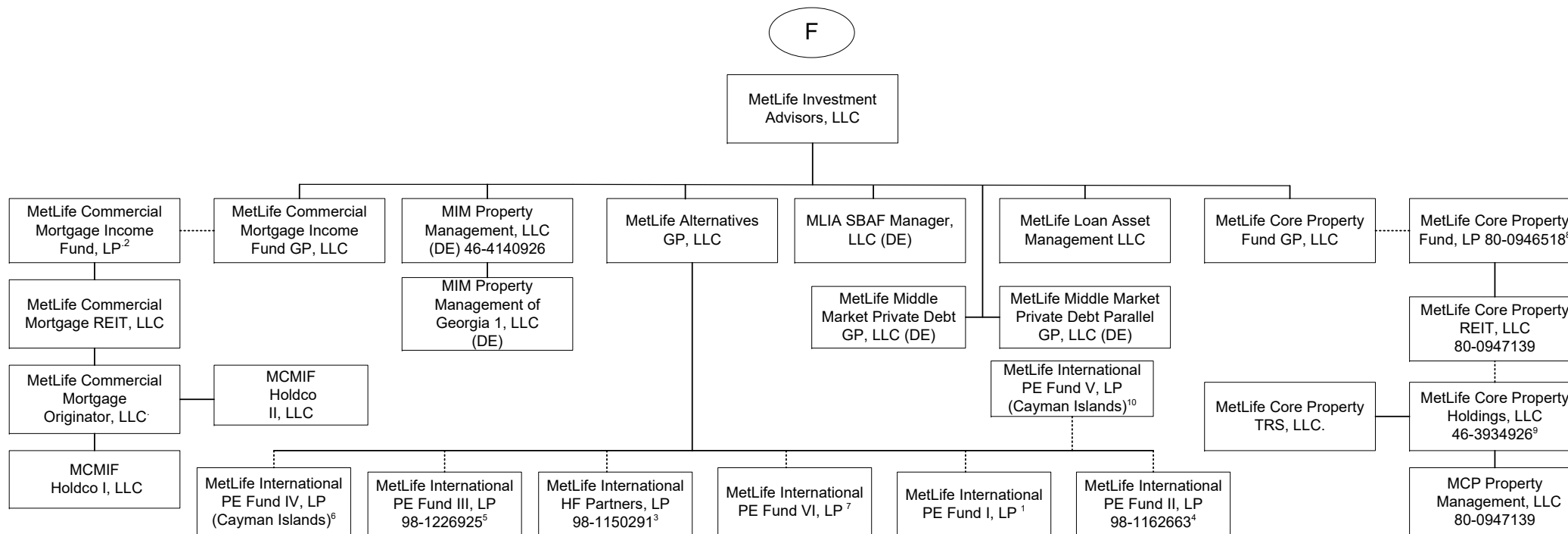


1 90% of MetLife Mutual Fund Company is owned by MetLife Life Insurance S.A. and the remaining interest by a third party.  
 2 99.9836% of Metropolitan Life Societate de Administrare a unui Fond de Pensii Administrat Privat S.A. is owned by MetLife EU Holding Company Limited and 0.0164% by MetLife Services Sp z.o.o.  
 3 27.5% of Hellenic Alico Life Insurance Company Ltd. is owned by MetLife Services Cyprus Ltd (Cyprus) and the remaining by a third party.

4 93% MetLife Europe Insurance d.a.c. is held by MetLife EU Holding Company Limited and the remaining 7% is held by American Life Insurance Company.  
 5 99.956% of MetLife Slovakia s.r.o. (Slovakia) is owned by MetLife EU Holding Company Limited and 0.044% is owned by International Technical and Advisory Services Limited.

SCHEDULE Y - INFORMATION CONCERNING ACTIVITIES OF INSURER MEMBERS OF A HOLDING COMPANY GROUP

PART 1 - ORGANIZATIONAL CHART



Q11.12

1 92.593% of the Limited Partnership interests of this entity is owned by MetLife Insurance K.K., 4.115% is owned by MetLife Mexico S.A., 2.716% by MetLife Limited (Hong Kong) and the remaining 0.576% is owned by Metropolitan Life Insurance Company of Hong Kong Limited.

2 MetLife Commercial Mortgage Income Fund GP, LLC is the General Partner of MetLife Commercial Mortgage Income Fund, LP (the "Fund"). A majority of the limited partnership interests in the Fund are held by third parties. The following affiliates hold a minority share of the limited partnership interests in the Fund: Metropolitan Life Insurance Company owns 33.20%, MetLife Limited owns 3.54%, MetLife Insurance Company of Korea Limited owns 2.96%, Metropolitan Life Insurance Company of Hong Kong Limited owns 0.41% and the remainder is owned by a third party.

3 88.22% of the Limited partnership interests of this entity is owned by MetLife Insurance K.K. (Japan), 9.47% is owned by MetLife Insurance Company of Korea Limited, 2.29% is owned by MetLife Limited (Hong Kong) and 0.02% is owned by MetLife Alternatives, GP.

4 94.54% of the limited partnership interest of MetLife International PE Fund II, LP is owned by MetLife Insurance K.K. (Japan), 2.77% is owned by MetLife Limited (Hong Kong), 2.1% is owned by MetLife Mexico, S.A. and 0.59% is owned by Metropolitan Life Insurance Company Hong Kong Limited.

5 88.93% of the limited partnership interest of MetLife International PE Fund III, LP is owned by MetLife Insurance K.K. (Japan), 7.91% is owned by MetLife Insurance Company of Korea Limited, 2.61% is owned by MetLife Limited (Hong Kong) and 0.55% is owned by Metropolitan Life Insurance Company Hong Kong Limited.

6 94.70% of the Limited Partnership interests of MetLife International PE Fund IV, LP is owned by MetLife Insurance K.K., 3.79% is owned by MetLife Insurance Company of Korea Limited, 1.51% is owned by MetLife Limited (Hong Kong).

7 95.652% of the Limited Partnership interests of MetLife International PE Fund VI, LP is owned by MetLife Insurance K.K. and 4.348% is owned by MetLife Insurance Company of Korea.

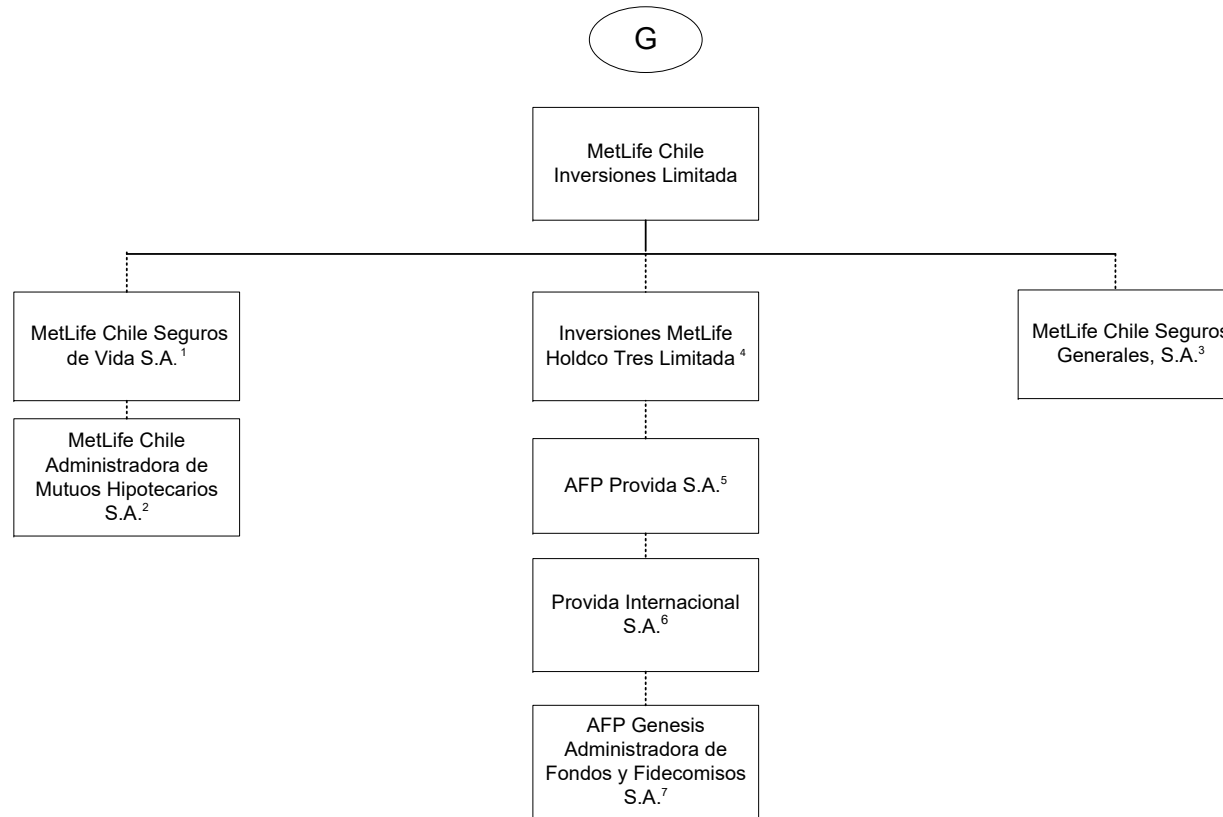
8 MetLife Core Property Fund GP, LLC is the general partner of MetLife Core Property Fund, LP (the "Fund"). A substantial majority of the limited partnership interests in the Fund are held by third parties. The following affiliates hold a minority share of the limited partnership interests in the Fund: Metropolitan Life Insurance Company owns 20.06%, Metropolitan Life Insurance Company (on behalf of Separate Account 746) owns 3.24%, MetLife Insurance Company of Korea Limited owns 2.91%, Metropolitan Tower Life Insurance Company owns 0.07% and the remainder is owned by a third party.

9 MetLife Core Property Holdings, LLC holds the following single-property LLC's: Magnolia Park Greenville Venture, LLC; Magnolia Park Greenville, LLC; MCOMCP 100 Congress Member, LLC; MCP 1900 McKinney, LLC; MCP 22745 & 22755 Relocation Drive, LLC; MCP 3040 Post Oak, LLC; MCP 4600 South Syracuse, LLC; MCP 550 West Washington, LLC; MCP 60 11th Street, LLC; MCP 60th 11th Street Member, LLC; MCP 7 Riverway, LLC; MCP 9020 Murphy Road, LLC; MCP Alley 24 East, LLC; MCP Ashton South End, LLC; MCP Block 23 Members, LLC; MCP Buford Logistics Center 2 Member LLC; MCP Buford Logistics Center, Bldg B, LLC; MCP Burnside Member, LLC; MCP Denver Pavilions Member, LLC; MCP DMCBP Phase II Member LLC; MCP English Village, LLC; MCP EnV Chicago, LLC; MCPF-Needham, LLC; MCP Fife Enterprise Center, LLC; MCP Highland Park Lender, LLC; MCP Lodge at Lakecrest, LLC; MCP Magnolia Park Member, LLC; MCP Main Street Village, LLC; MCP Mountain Technology Center Member TRS, LLC; MCP Northyards Holdco, LLC; MCP Northyards Master Lessee, LLC; MCP Northyards Owner, LLC; MCP One Westside, LLC; MCP Paragon Point, LLC; MCP Plaza at Legacy, LLC; MCP Property Management, LLC; MCP Seattle Gateway I Member, LLC; MCP Seattle Gateway II Member, LLC; MCP Seventh and Osborne MF Member, LLC; MCP Seventh and Osborne Retail Member, LLC; MCP SoCal Industrial Kellwood, LLC; MCP SoCal Industrial-Anaheim, LLC; MCP SoCal Industrial-Bernardo, LLC; MCP SoCal Industrial-Concourse, LLC; MCP SoCal Industrial-Fullerton, LLC; MCP SoCal Industrial-LAX, LLC; MCP SoCal Industrial-Loker, LLC; MCP SoCal Industrial-Ontario, LLC; MCP SoCal Industrial-Springdale, LLC; MCP SoCal Industry-Redondo, LLC; MCP The Palms Doral, LLC; MCP Trimble Campus, LLC; MCP Union Row, LLC; MCP Valley Forge, LLC; MCP Valley Forge One, LLC; MCP Valley Forge Two, LLC; MCP Valley Forge Owner, LLC; MCP VOA Holdings, LLC; MCP VOA I & III, LLC; MCP VOA II, LLC; MCP Waterford Atrium, LLC; MCP West Broad Marketplace, LLC; MCPF Acquisition, LLC. MetLife Core Property Holdings, LLC and MetLife Core Property TRS, LLC together hold 100% of the membership interests in MCP MA Property REIT, LLC which is the sole member of MCPF-Needham, LLC, a single-property limited liability company.

10 81.699% of the Limited Partnership interests of MetLife International PE Fund V, LP entity is owned by MetLife Insurance K.K., 15.033% is owned by MetLife Limited (Hong Kong) and 3.268% is owned by MetLife Insurance Company of Korea, Limited.

SCHEDULE Y - INFORMATION CONCERNING ACTIVITIES OF INSURER MEMBERS OF A HOLDING COMPANY GROUP

PART 1 - ORGANIZATIONAL CHART

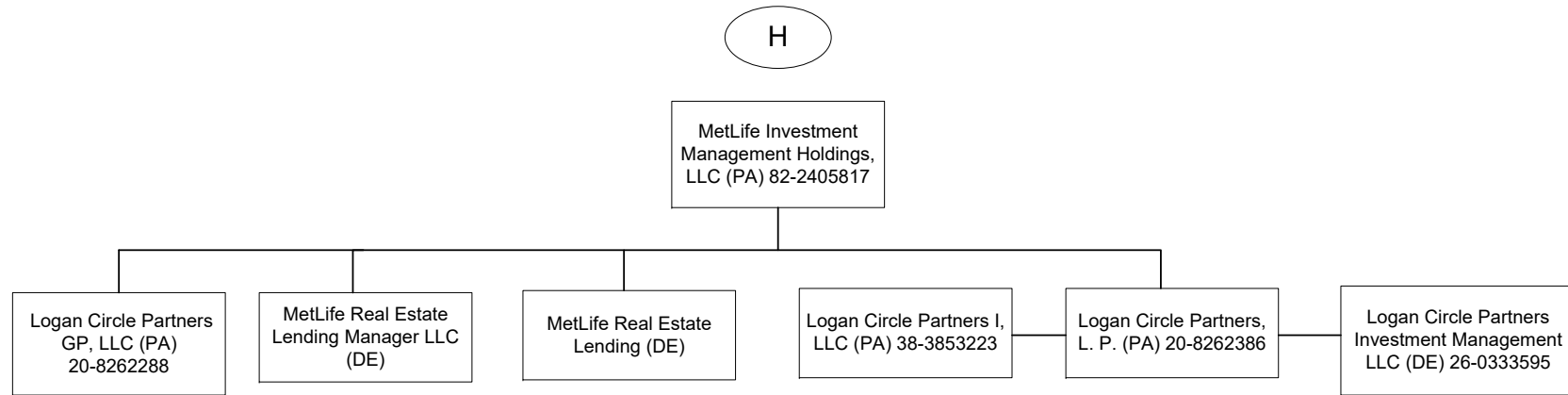


1 99.997% is held by MetLife Chile Inversiones Limitada and .003% by International Technical and Advisory Services Limited.  
 2 99.9% is held by MetLife Chile Seguros de Vida S.A. and 0.1% by MetLife Chile Inversiones Limitada.  
 3 99.98% of MetLife Chile Seguros Generales, S.A. is owned by MetLife Chile Inversiones Limitada and 0.02% by Inversiones MetLife Holdco Dos Limitada.  
 4 97.13% of Inversiones MetLife Holdco Tres Limitada is owned by MetLife Chile Inversiones Limitada and 2.87% is owned by Inversiones MetLife Holdco Dos Limitada.

5 42.3815% of AFP Provida S.A. is owned by Inversiones MetLife Holdco Dos Limitada, 42.3815% owned by Inversiones MetLife Holdco Tres Limitada and 10.9224% by MetLife Chile Inversiones Limitada and the remainder is owned by the public.  
 6 99.99% of Provida Internacional S.A. is owned by AFP Provida S.A. and .01% by MetLife Chile Inversiones Limitada.  
 7 99.9% of AFP Genesis Administradora de Fondos y Fidecomisos S.A. is owned by Provida Internacional S.A. and 0.1% by AFP Provida S.A.

SCHEDULE Y - INFORMATION CONCERNING ACTIVITIES OF INSURER MEMBERS OF A HOLDING COMPANY GROUP

PART 1 - ORGANIZATIONAL CHART



Q11.14

SCHEDULE Y - INFORMATION CONCERNING ACTIVITIES OF INSURER MEMBERS OF A HOLDING COMPANY GROUP

PART 1 - ORGANIZATIONAL CHART

- 1) The voting securities (excluding directors' qualifying shares, if any) of each subsidiary shown on the organizational chart are 100% owned by their respective parent corporation, unless otherwise indicated.
- 2) The Metropolitan Money Market Pool and MetLife Intermediate Income Pool are pass-through investments pools, of which Metropolitan Life Insurance Company and/or its subsidiaries and/or affiliates are general partners.
- 3) The MetLife, Inc. organizational chart does not include real estate joint ventures and partnerships of which MetLife, Inc. and/or its subsidiaries is an investment partner. In addition, certain inactive subsidiaries have also been omitted.
- 4) MetLife Services EEIG is a cost-sharing mechanism used in European Union for European Union-affiliated members.

**SCHEDULE Y**

**PART 1A - DETAIL OF INSURANCE HOLDING COMPANY SYSTEM**

| 1              | 2          | 3                 | 4          | 5            | 6       | 7  | 8   | 9                    | 10                               | 11   | 12  | 13   | 14   | 15                               | 16 |
|----------------|------------|-------------------|------------|--------------|---------|--|---|----------------------|----------------------------------|--|---|--|--|----------------------------------|----|
| Group Code     | Group Name | NAIC Company Code | ID Number  | Federal RSSD | CIK     | Name of Securities Exchange if Publicly Traded (U.S. or International) | Names of Parent, Subsidiaries or Affiliates     | Domiciliary Location | Relationship to Reporting Entity | Directly Controlled by (Name of Entity/Person) | Type of Control (Ownership Board, Management, Attorney-in-Fact, Influence, Other) | If Control is Ownership Provide Percentage | Ultimate Controlling Entity(ies)/Person(s) | Is an SCA Filing Required? (Y/N) | *  |
| <b>Members</b> |            |                   |            |              |         |  |   |                      |                                  |  |   |  |  |                                  |    |
| 0241           | MetLife    | 00000             | 13-4075851 | 2945824      | 1099219 | NYSE, ISE  | MetLife, Inc.                                   | DE                   | UIP                              | Board of Directors                             | Board of Directors  |  | Board of Directors                         | Y                                |    |
| 0241           | MetLife    | 65978             | 13-5581829 | 1583845      | 937834  |  | Metropolitan Life Insurance Company             | NY                   | IA                               | MetLife, Inc.                                  | Ownership   | 100.000                                    | MetLife, Inc.                              | N                                |    |
| 0241           | MetLife    | 00000             | 20-2985998 |              |         |  | 500 Grant Street GP, LLC                        | DE                   | NIA                              | Metropolitan Life Insurance Company            | Ownership   | 100.000                                    | MetLife, Inc.                              | N                                |    |
| 0241           | MetLife    | 00000             |            |              |         |  | 500 Grant Street Associates Limited Partnership | CT                   | NIA                              | Metropolitan Life Insurance Company            | Ownership   | 99.000                                     | MetLife, Inc.                              | N                                |    |
| 0241           | MetLife    | 00000             |            |              |         |  | 500 Grant Street Associates Limited Partnership | CT                   | NIA                              | 500 Grant Street GP LLC                        | Ownership   | 1.000                                      | MetLife, Inc.                              | N                                |    |
| 0241           | MetLife    | 00000             | 22-3140349 |              |         |  | MetLife Retirement Services LLC                 | NJ                   | NIA                              | Metropolitan Life Insurance Company            | Ownership   | 100.000                                    | MetLife, Inc.                              | N                                |    |
| 0241           | MetLife    | 00000             |            |              |         |  | MLIC CB Holdings LLC                            | DE                   | NIA                              | Metropolitan Life Insurance Company            | Ownership   | 100.000                                    | MetLife, Inc.                              | N                                |    |
| 0241           | MetLife    | 00000             |            |              |         |  | HPZ Assets LLC                                  | DE                   | NIA                              | Metropolitan Life Insurance Company            | Ownership   | 100.000                                    | MetLife, Inc.                              | N                                |    |
| 0241           | MetLife    | 00000             |            |              |         |  | Alternative Fuels I, LLC                        | DE                   | NIA                              | Metropolitan Life Insurance Company            | Ownership   | 100.000                                    | MetLife, Inc.                              | N                                |    |
| 0241           | MetLife    | 00000             | 46-0800386 |              |         |  | CC Holdco Manager, LLC                          | DE                   | NIA                              | Metropolitan Life Insurance Company            | Ownership   | 100.000                                    | MetLife, Inc.                              | N                                |    |
| 0241           | MetLife    | 00000             | 13-5581829 |              |         |  | MetLife Private Equity Holdings, LLC            | DE                   | NIA                              | MetLife SP Holdings, LLC                       | Ownership   | 100.000                                    | MetLife, Inc.                              | N                                |    |
| 0241           | MetLife    | 00000             |            |              |         |  | Euro CL Investments LLC                         | DE                   | NIA                              | Metropolitan Life Insurance Company            | Ownership   | 100.000                                    | MetLife, Inc.                              | N                                |    |
| 0241           | MetLife    | 00000             | 13-5581829 |              |         |  | 1001 Properties, LLC                            | DE                   | NIA                              | Metropolitan Life Insurance Company            | Ownership   | 100.000                                    | MetLife, Inc.                              | N                                |    |
| 0241           | MetLife    | 00000             | 26-0291767 |              |         |  | 6104 Hollywood, LLC                             | DE                   | NIA                              | Metropolitan Life Insurance Company            | Ownership   | 100.000                                    | MetLife, Inc.                              | N                                |    |
| 0241           | MetLife    | 00000             |            |              |         |  | The Building at 575 Fifth Avenue Mezzanine LLC  | DE                   | NIA                              | Metropolitan Life Insurance Company            | Ownership   | 100.000                                    | MetLife, Inc.                              | N                                |    |
| 0241           | MetLife    | 00000             |            |              |         |  | The Building at 575 Fifth Avenue Mezzanine LLC  | DE                   | NIA                              | The Building at 575 Fifth Avenue Mezzanine LLC | Ownership   | 100.000                                    | MetLife, Inc.                              | N                                |    |
| 0241           | MetLife    | 00000             |            |              |         |  | The Building at 575 Fifth Retail Holding LLC    | DE                   | NIA                              | The Building at 575 Fifth Retail Holding LLC   | Ownership   | 100.000                                    | MetLife, Inc.                              | N                                |    |
| 0241           | MetLife    | 00000             | 20-8254446 |              |         |  | 10700 Wilshire, LLC                             | DE                   | NIA                              | Metropolitan Life Insurance Company            | Ownership   | 100.000                                    | MetLife, Inc.                              | N                                |    |
| 0241           | MetLife    | 00000             | 20-8342977 |              |         |  | Sandpiper Cove Associates II, LLC               | DE                   | NIA                              | Metropolitan Life Insurance Company            | Ownership   | 100.000                                    | MetLife, Inc.                              | N                                |    |
| 0241           | MetLife    | 00000             | 47-3741955 |              |         |  | ML Mililani Member, LLC                         | DE                   | NIA                              | Metropolitan Life Insurance Company            | Ownership   | 95.000                                     | MetLife, Inc.                              | N                                |    |
| 0241           | MetLife    | 00000             | 47-3741955 |              |         |  | ML Mililani Member, LLC                         | DE                   | NIA                              | Metropolitan Tower Life Insurance Company      | Ownership   | 5.000                                      | MetLife, Inc.                              | N                                |    |
| 0241           | MetLife    | 00000             | 47-5228317 |              |         |  | MCPP Owners, LLC                                | DE                   | NIA                              | Metropolitan Life Insurance Company            | Ownership   | 87.340                                     | MetLife, Inc.                              | N                                |    |
| 0241           | MetLife    | 00000             | 47-5228317 |              |         |  | MCPP Owners, LLC                                | DE                   | NIA                              | Metropolitan Tower Life Insurance Company      | Ownership   | 1.810                                      | MetLife, Inc.                              | N                                |    |
| 0241           | MetLife    | 00000             | 47-5228317 |              |         |  | MCPP Owners, LLC                                | DE                   | NIA                              | MTL Leasing, LLC                               | Ownership   | 10.850                                     | MetLife, Inc.                              | N                                |    |
| 0241           | MetLife    | 00000             | 20-3700390 |              |         |  | Viridian Miracle Mile, LLC                      | DE                   | NIA                              | Metropolitan Life Insurance Company            | Ownership   | 100.000                                    | MetLife, Inc.                              | N                                |    |
| 0241           | MetLife    | 00000             | 98-1107266 |              |         |  | MetLife Canada Solar ULC                        | CAN                  | NIA                              | MetLife Capital, Limited Partnership           | Ownership   | 100.000                                    | MetLife, Inc.                              | N                                |    |
| 0241           | MetLife    | 00000             | 86-1176467 |              |         |  | MEX DF Properties, LLC                          | DE                   | NIA                              | Metropolitan Life Insurance Company            | Ownership   | 100.000                                    | MetLife, Inc.                              | N                                |    |
| 0241           | MetLife    | 00000             |            |              |         |  | MPLife, S. de. R. L. de C.V.                    | MEX                  | NIA                              | MEX DF Properties, LLC                         | Ownership   | 99.990                                     | MetLife, Inc.                              | N                                |    |
| 0241           | MetLife    | 00000             |            |              |         |  | MPLife, S. de. R. L. de C.V.                    | MEX                  | NIA                              | Euro CL Investments LLC                        | Ownership   | 0.010                                      | MetLife, Inc.                              | N                                |    |
| 0241           | MetLife    | 00000             | 55-0891973 |              |         |  | Corporate Real Estate Holdings, LLC             | DE                   | NIA                              | Metropolitan Life Insurance Company            | Ownership   | 100.000                                    | MetLife, Inc.                              | N                                |    |
| 0241           | MetLife    | 00000             |            |              |         |  | WFP 1000 Holding Company GP, LLC                | DE                   | NIA                              | Metropolitan Life Insurance Company            | Ownership   | 100.000                                    | MetLife, Inc.                              | N                                |    |

Q12

**SCHEDULE Y**

**PART 1A - DETAIL OF INSURANCE HOLDING COMPANY SYSTEM**

| 1          | 2          | 3                 | 4          | 5            | 6   | 7  | 8   | 9                    | 10                               | 11   | 12  | 13   | 14   | 15                               | 16 |
|------------|------------|-------------------|------------|--------------|-----|--|---|----------------------|----------------------------------|--|---|--|--|----------------------------------|----|
| Group Code | Group Name | NAIC Company Code | ID Number  | Federal RSSD | CIK | Name of Securities Exchange if Publicly Traded (U.S. or International) | Names of Parent, Subsidiaries or Affiliates | Domiciliary Location | Relationship to Reporting Entity | Directly Controlled by (Name of Entity/Person) | Type of Control (Ownership Board, Management, Attorney-in-Fact, Influence, Other) | If Control is Ownership Provide Percentage | Ultimate Controlling Entity(ies)/Person(s) | Is an SCA Filing Required? (Y/N) | *  |
| 0241       | MetLife    | 00000             |            |              |     |  | MSV Irvine Property, LLC                    | DE                   | NIA                              | Metropolitan Life Insurance Company            | Ownership   | 96.000                                     | MetLife, Inc.                              | N                                |    |
| 0241       | MetLife    | 00000             |            |              |     |  | MSV Irvine Property, LLC                    | DE                   | NIA                              | Metropolitan Tower Realty Company, Inc.        | Ownership   | 4.000                                      | MetLife, Inc.                              | N                                |    |
| 0241       | MetLife    | 00000             | 13-3619870 |              |     |  | 23rd Street Investments, Inc.               | DE                   | NIA                              | Metropolitan Life Insurance Company            | Ownership   | 100.000                                    | MetLife, Inc.                              | Y                                |    |
| 0241       | MetLife    | 00000             | 06-1193029 |              |     |  | MetLife Capital Credit L.P.                 | DE                   | NIA                              | Metropolitan Life Insurance Company            | Ownership   | 99.000                                     | MetLife, Inc.                              | N                                |    |
| 0241       | MetLife    | 00000             | 06-1193029 |              |     |  | MetLife Capital Credit L.P.                 | DE                   | NIA                              | 23rd Street Investments, Inc.                  | Ownership   | 1.000                                      | MetLife, Inc.                              | N                                |    |
| 0241       | MetLife    | 00000             | 91-1273824 |              |     |  | MetLife Capital, Limited Partnership        | DE                   | NIA                              | Metropolitan Life Insurance Company            | Ownership   | 99.000                                     | MetLife, Inc.                              | N                                |    |
| 0241       | MetLife    | 00000             | 91-1273824 |              |     |  | MetLife Capital, Limited Partnership        | DE                   | NIA                              | 23rd Street Investments, Inc.                  | Ownership   | 1.000                                      | MetLife, Inc.                              | N                                |    |
| 0241       | MetLife    | 00000             |            |              |     |  | Long Island Solar Farm, LLC                 | DE                   | NIA                              | MetLife Capital, Limited Partnership           | Ownership   | 90.390                                     | MetLife, Inc.                              | N                                |    |
| 0241       | MetLife    | 00000             | 43-1822723 | 4275507      |     |  | Missouri Reinsurance, Inc.                  | CYM                  | IA                               | Metropolitan Life Insurance Company            | Ownership   | 100.000                                    | MetLife, Inc.                              | Y                                |    |
| 0241       | MetLife    | 00000             | 13-3237278 |              |     |  | MetLife Holdings, Inc.                      | DE                   | NIA                              | Metropolitan Life Insurance Company            | Ownership   | 100.000                                    | MetLife, Inc.                              | Y                                |    |
| 0241       | MetLife    | 00000             | 13-3237275 |              |     |  | MetLife Credit Corp.                        | DE                   | NIA                              | MetLife Holdings, Inc. (DE)                    | Ownership   | 100.000                                    | MetLife, Inc.                              | N                                |    |
| 0241       | MetLife    | 00000             | 13-3237277 |              |     |  | MetLife Funding, Inc.                       | DE                   | NIA                              | MetLife Holdings, Inc. (DE)                    | Ownership   | 100.000                                    | MetLife, Inc.                              | N                                |    |
| 0241       | MetLife    | 00000             |            |              |     |  | 85 Broad Street Mezzanine LLC               | DE                   | NIA                              | Metropolitan Life Insurance Company            | Ownership   | 100.000                                    | MetLife, Inc.                              | N                                |    |
| 0241       | MetLife    | 00000             | 46-5563450 |              |     |  | Buford Logistics Center, LLC                | DE                   | NIA                              | Metropolitan Life Insurance Company            | Ownership   | 100.000                                    | MetLife, Inc.                              | N                                |    |
| 0241       | MetLife    | 00000             |            |              |     |  | MetLife Park Tower Member, LLC              | DE                   | NIA                              | Metropolitan Life Insurance Company            | Ownership   | 100.000                                    | MetLife, Inc.                              | N                                |    |
| 0241       | MetLife    | 00000             | 47-5505232 |              |     |  | Park Tower REIT, Inc.                       | DE                   | NIA                              | MetLife Park Tower Member, LLC                 | Ownership   | 100.000                                    | MetLife, Inc.                              | N                                |    |
| 0241       | MetLife    | 00000             |            |              |     |  | Park Tower JV Member, LLC                   | DE                   | NIA                              | Park Tower REIT, Inc.                          | Ownership   | 100.000                                    | MetLife, Inc.                              | N                                |    |
| 0241       | MetLife    | 00000             | 82-1637862 |              |     |  | MetLife Chino Member, LLC                   | DE                   | NIA                              | Metropolitan Life Insurance Company            | Ownership   | 100.000                                    | MetLife, Inc.                              | N                                |    |
| 0241       | MetLife    | 00000             | 13-5581829 |              |     |  | MetLife Boro Station Member, LLC            | DE                   | NIA                              | Metropolitan Life Insurance Company            | Ownership   | 100.000                                    | MetLife, Inc.                              | N                                |    |
| 0241       | MetLife    | 00000             | 13-5581829 |              |     |  | MetLife 8280 Member, LLC                    | DE                   | NIA                              | Metropolitan Life Insurance Company            | Ownership   | 100.000                                    | MetLife, Inc.                              | N                                |    |
| 0241       | MetLife    | 00000             | 13-3170235 |              |     |  | Metropolitan Tower Realty Company, Inc.     | DE                   | NIA                              | Metropolitan Life Insurance Company            | Ownership   | 100.000                                    | MetLife, Inc.                              | Y                                |    |
| 0241       | MetLife    | 00000             | 01-0855028 |              |     |  | Midtown Heights, LLC                        | DE                   | NIA                              | Metropolitan Tower Realty Company, Inc.        | Ownership   | 100.000                                    | MetLife, Inc.                              | N                                |    |
| 0241       | MetLife    | 00000             | 43-6026902 |              |     |  | White Oak Royalty Company                   | OK                   | NIA                              | Metropolitan Life Insurance Company            | Ownership   | 100.000                                    | MetLife, Inc.                              | Y                                |    |
| 0241       | MetLife    | 00000             | 30-0777814 |              |     |  | Marketplace Residences, LLC                 | DE                   | NIA                              | Metropolitan Life Insurance Company            | Ownership   | 100.000                                    | MetLife, Inc.                              | N                                |    |
| 0241       | MetLife    | 00000             | 26-2853672 |              |     |  | MLIC Asset Holdings LLC                     | DE                   | NIA                              | Metropolitan Life Insurance Company            | Ownership   | 100.000                                    | MetLife, Inc.                              | N                                |    |
| 0241       | MetLife    | 00000             | 36-4197196 |              |     |  | MetLife Properties Ventures, LLC            | DE                   | NIA                              | Metropolitan Life Insurance Company            | Ownership   | 100.000                                    | MetLife, Inc.                              | N                                |    |
| 0241       | MetLife    | 00000             | 22-2375428 |              |     |  | Transmountain Land & Livestock Company      | MT                   | NIA                              | Metropolitan Life Insurance Company            | Ownership   | 100.000                                    | MetLife, Inc.                              | Y                                |    |
| 0241       | MetLife    | 00000             | 34-1650967 |              |     |  | Hyatt Legal Plans, Inc.                     | DE                   | NIA                              | Metropolitan Life Insurance Company            | Ownership   | 100.000                                    | MetLife, Inc.                              | Y                                |    |
| 0241       | MetLife    | 00000             | 34-1631590 |              |     |  | Hyatt Legal Plans of Florida, Inc.          | FL                   | NIA                              | Hyatt Legal Plans, Inc.                        | Ownership   | 100.000                                    | MetLife, Inc.                              | N                                |    |
| 0241       | MetLife    | 00000             | 27-0226554 |              |     |  | MLIC Asset Holdings II LLC                  | DE                   | NIA                              | Metropolitan Life Insurance Company            | Ownership   | 100.000                                    | MetLife, Inc.                              | N                                |    |
| 0241       | MetLife    | 00000             | 30-0756430 |              |     |  | Ei Conquistador MAH II LLC                  | DE                   | NIA                              | MLIC Asset Holdings II LLC                     | Ownership   | 100.000                                    | MetLife, Inc.                              | N                                |    |
| 0241       | MetLife    | 00000             |            |              |     |  | MetLife RC SF Member, LLC                   | DE                   | NIA                              | Metropolitan Life Insurance Company            | Ownership   | 100.000                                    | MetLife, Inc.                              | N                                |    |
| 0241       | MetLife    | 00000             | 20-3221642 |              |     |  | MetLife Mall Ventures Limited Partnership   | DE                   | NIA                              | Metropolitan Life Insurance Company            | Ownership   | 99.000                                     | MetLife, Inc.                              | N                                |    |
| 0241       | MetLife    | 00000             | 20-3221642 |              |     |  | MetLife Mall Ventures Limited Partnership   | DE                   | NIA                              | Metropolitan Tower Realty Company, Inc.        | Ownership   | 1.000                                      | MetLife, Inc.                              | N                                |    |
| 0241       | MetLife    | 00000             | 20-8349277 |              |     |  | Sandpiper Cove Associates, LLC              | DE                   | NIA                              | Metropolitan Life Insurance Company            | Ownership   | 90.590                                     | MetLife, Inc.                              | N                                |    |
| 0241       | MetLife    | 00000             | 20-8349277 |              |     |  | Sandpiper Cove Associates, LLC              | DE                   | NIA                              | Metropolitan Tower Realty Company, Inc.        | Ownership   | 9.410                                      | MetLife, Inc.                              | N                                |    |

Q12.1

**SCHEDULE Y**

**PART 1A - DETAIL OF INSURANCE HOLDING COMPANY SYSTEM**

| 1          | 2          | 3                 | 4          | 5            | 6   | 7  | 8  | 9                    | 10                               | 11   | 12  | 13   | 14   | 15                               | 16 |
|------------|------------|-------------------|------------|--------------|-----|--|--|----------------------|----------------------------------|--|---|--|--|----------------------------------|----|
| Group Code | Group Name | NAIC Company Code | ID Number  | Federal RSSD | CIK | Name of Securities Exchange if Publicly Traded (U.S. or International) | Names of Parent, Subsidiaries or Affiliates        | Domiciliary Location | Relationship to Reporting Entity | Directly Controlled by (Name of Entity/Person) | Type of Control (Ownership Board, Management, Attorney-in-Fact, Influence, Other) | If Control is Ownership Provide Percentage | Ultimate Controlling Entity(ies)/Person(s) | Is an SCA Filing Required? (Y/N) | *  |
| 0241       | MetLife    | 00000             | 13-4047186 |              |     |  | MetLife Tower Resources Group, Inc.                | DE                   | NIA                              | Metropolitan Life Insurance Company            | Ownership   | 100.000                                    | MetLife, Inc.                              | Y                                |    |
| 0241       | MetLife    | 00000             |            |              |     |  | Housing Fund Manager, LLC                          | DE                   | NIA                              | Metropolitan Life Insurance Company            | Ownership   | 100.000                                    | MetLife, Inc.                              | N                                |    |
| 0241       | MetLife    | 00000             | 26-0405155 |              |     |  | MTC Fund I, LLC                                    | DE                   | NIA                              | Housing Fund Manager, LLC                      | Management  |  | MetLife, Inc.                              | N                                |    |
| 0241       | MetLife    | 00000             |            |              |     |  | MTC Fund II, LLC                                   | DE                   | NIA                              | Housing Fund Manager, LLC                      | Management  |  | MetLife, Inc.                              | N                                |    |
| 0241       | MetLife    | 00000             | 14-2013939 |              |     |  | MTC Fund III, LLC                                  | DE                   | NIA                              | Housing Fund Manager, LLC                      | Management  |  | MetLife, Inc.                              | N                                |    |
| 0241       | MetLife    | 00000             | 13-4078322 |              |     |  | 334 Madison Euro Investments, Inc.                 | DE                   | NIA                              | Metropolitan Life Insurance Company            | Ownership   | 100.000                                    | MetLife, Inc.                              | Y                                |    |
| 0241       | MetLife    | 00000             |            | 4254454      |     |  | St. James Fleet Investments Two Limited            | CYM                  | NIA                              | Metropolitan Life Insurance Company            | Ownership   | 100.000                                    | MetLife, Inc.                              | Y                                |    |
| 0241       | MetLife    | 00000             |            | 4254472      |     |  | Park Twenty Three Investments Company (UK)         | GBR                  | NIA                              | St. James Fleet Investments Two Limited        | Ownership   | 100.000                                    | MetLife, Inc.                              | N                                |    |
| 0241       | MetLife    | 00000             |            | 4254481      |     |  | Convent Station Euro Investments Four Company (UK) | GBR                  | NIA                              | Park Twenty Three Investments Company          | Ownership   | 100.000                                    | MetLife, Inc.                              | N                                |    |
| 0241       | MetLife    | 00000             | 98-0391368 | 4254520      |     |  | OMI MLIC Investments Limited                       | CYM                  | NIA                              | St. James Fleet Investments Two Limited        | Ownership   | 100.000                                    | MetLife, Inc.                              | N                                |    |
| 0241       | MetLife    | 00000             | 46-3608641 |              |     |  | ML Swan Mezz, LLC                                  | DE                   | NIA                              | Metropolitan Life Insurance Company            | Ownership   | 100.000                                    | MetLife, Inc.                              | N                                |    |
| 0241       | MetLife    | 00000             | 46-3589015 |              |     |  | ML Swan GP, LLC                                    | DE                   | NIA                              | ML Swan Mezz, LLC                              | Ownership   | 100.000                                    | MetLife, Inc.                              | N                                |    |
| 0241       | MetLife    | 00000             | 46-3616798 |              |     |  | ML Dolphin Mezz, LLC                               | DE                   | NIA                              | Metropolitan Life Insurance Company            | Ownership   | 100.000                                    | MetLife, Inc.                              | N                                |    |
| 0241       | MetLife    | 00000             | 82-4889675 |              |     |  | ML Southlands Member, LLC                          | DE                   | NIA                              | Metropolitan Life Insurance Company            | Ownership   | 60.000                                     | MetLife, Inc.                              | N                                |    |
| 0241       | MetLife    | 00000             | 82-4889675 |              |     |  | ML Southlands Member, LLC                          | DE                   | NIA                              | Metropolitan Tower Life Insurance Company      | Ownership   | 40.000                                     | MetLife, Inc.                              | N                                |    |
| 0241       | MetLife    | 00000             | 82-4019470 |              |     |  | ML Cerritos TC Member, LLC                         | DE                   | NIA                              | Metropolitan Life Insurance Company            | Ownership   | 60.000                                     | MetLife, Inc.                              | N                                |    |
| 0241       | MetLife    | 00000             | 82-4019470 |              |     |  | ML Cerritos TC Member, LLC                         | DE                   | NIA                              | Metropolitan Tower Life Insurance Company      | Ownership   | 40.000                                     | MetLife, Inc.                              | N                                |    |
| 0241       | MetLife    | 00000             |            |              |     |  | ML Sloan's Lake Member, LLC                        | DE                   | NIA                              | Metropolitan Life Insurance Company            | Ownership   | 55.000                                     | MetLife, Inc.                              | N                                |    |
| 0241       | MetLife    | 00000             |            |              |     |  | ML Sloan's Lake Member, LLC                        | DE                   | NIA                              | Metropolitan Tower Life Insurance Company      | Ownership   | 45.000                                     | MetLife, Inc.                              | N                                |    |
| 0241       | MetLife    | 00000             |            |              |     |  | ML Sentinel Square Member, LLC                     | DE                   | NIA                              | Metropolitan Life Insurance Company            | Ownership   | 100.000                                    | MetLife, Inc.                              | N                                |    |
| 0241       | MetLife    | 00000             |            |              |     |  | MetLife Securitization Depositor LLC               | DE                   | NIA                              | Metropolitan Life Insurance Company            | Ownership   | 100.000                                    | MetLife, Inc.                              | N                                |    |
| 0241       | MetLife    | 00000             | 46-3593573 |              |     |  | ML Dolphin GP, LLC                                 | DE                   | NIA                              | ML Dolphin Mezz, LLC                           | Ownership   | 100.000                                    | MetLife, Inc.                              | N                                |    |
| 0241       | MetLife    | 00000             |            |              |     |  | Haskell East Village, LLC                          | DE                   | NIA                              | Metropolitan Life Insurance Company            | Ownership   | 100.000                                    | MetLife, Inc.                              | N                                |    |
| 0241       | MetLife    | 00000             | 46-3426206 |              |     |  | MetLife Cabo Hilton Member, LLC                    | DE                   | NIA                              | Metropolitan Life Insurance Company            | Ownership   | 83.100                                     | MetLife, Inc.                              | N                                |    |
| 0241       | MetLife    | 00000             | 46-3426206 |              |     |  | MetLife Cabo Hilton Member, LLC                    | DE                   | NIA                              | Metropolitan Tower Life Insurance Company      | Ownership   | 16.900                                     | MetLife, Inc.                              | N                                |    |
| 0241       | MetLife    | 00000             | 46-0803970 |              |     |  | MetLife CC Member, LLC                             | DE                   | NIA                              | Metropolitan Life Insurance Company            | Ownership   | 95.122                                     | MetLife, Inc.                              | N                                |    |
| 0241       | MetLife    | 00000             | 46-0803970 |              |     |  | MetLife CC Member, LLC                             | DE                   | NIA                              | Metropolitan Tower Life Insurance Company      | Ownership   | 4.878                                      | MetLife, Inc.                              | N                                |    |
| 0241       | MetLife    | 00000             | 13-5581829 |              |     |  | MetLife SP Holdings, LLC                           | DE                   | NIA                              | Metropolitan Life Insurance Company            | Ownership   | 100.000                                    | MetLife, Inc.                              | N                                |    |
| 0241       | MetLife    | 00000             | 45-4104328 |              |     |  | Met II Office Mezzanine, LLC                       | FL                   | NIA                              | Metropolitan Life Insurance Company            | Ownership   | 89.583                                     | MetLife, Inc.                              | N                                |    |
| 0241       | MetLife    | 00000             | 45-4104328 |              |     |  | Met II Office Mezzanine, LLC                       | FL                   | NIA                              | Metropolitan Tower Life Insurance Company      | Ownership   | 10.417                                     | MetLife, Inc.                              | N                                |    |
| 0241       | MetLife    | 00000             | 20-8670968 |              |     |  | Met II Office, LLC                                 | FL                   | NIA                              | Met II Office Mezzanine, LLC                   | Ownership   | 100.000                                    | MetLife, Inc.                              | N                                |    |
| 0241       | MetLife    | 00000             | 80-0821598 |              |     |  | Oconee Hotel Company, LLC                          | DE                   | NIA                              | Metropolitan Life Insurance Company            | Ownership   | 100.000                                    | MetLife, Inc.                              | N                                |    |
| 0241       | MetLife    | 00000             | 80-0823015 |              |     |  | Oconee Land Company, LLC                           | DE                   | NIA                              | Metropolitan Life Insurance Company            | Ownership   | 100.000                                    | MetLife, Inc.                              | N                                |    |
| 0241       | MetLife    | 00000             | 80-0823413 |              |     |  | Oconee Land Development Company, LLC               | DE                   | NIA                              | Oconee Land Company, LLC                       | Ownership   | 100.000                                    | MetLife, Inc.                              | N                                |    |
| 0241       | MetLife    | 00000             | 90-0853553 |              |     |  | Oconee Golf Company, LLC                           | DE                   | NIA                              | Oconee Land Company, LLC                       | Ownership   | 100.000                                    | MetLife, Inc.                              | N                                |    |

Q12.2



**SCHEDULE Y**

**PART 1A - DETAIL OF INSURANCE HOLDING COMPANY SYSTEM**

| 1          | 2          | 3                 | 4          | 5            | 6   | 7  | 8   | 9                    | 10                               | 11   | 12  | 13   | 14   | 15                               | 16 |
|------------|------------|-------------------|------------|--------------|-----|--|---|----------------------|----------------------------------|--|---|--|--|----------------------------------|----|
| Group Code | Group Name | NAIC Company Code | ID Number  | Federal RSSD | CIK | Name of Securities Exchange if Publicly Traded (U.S. or International) | Names of Parent, Subsidiaries or Affiliates | Domiciliary Location | Relationship to Reporting Entity | Directly Controlled by (Name of Entity/Person)       | Type of Control (Ownership Board, Management, Attorney-in-Fact, Influence, Other) | If Control is Ownership Provide Percentage | Ultimate Controlling Entity(ies)/Person(s) | Is an SCA Filing Required? (Y/N) | *  |
| 0241       | MetLife    | 00000             | 37-1694299 |              |     |  | Oconee Marina Company, LLC                  | DE                   | NIA                              | Oconee Land Company, LLC                             | Ownership   | 100.000                                    | MetLife, Inc.                              | N                                |    |
| 0241       | MetLife    | 00000             |            |              |     |  | 1201 TAB Manager, LLC                       | DE                   | NIA                              | Metropolitan Life Insurance Company                  | Ownership   | 100.000                                    | MetLife, Inc.                              | N                                |    |
| 0241       | MetLife    | 00000             | 46-2460801 |              |     |  | MetLife 1201 TAB Member, LLC                | DE                   | NIA                              | Metropolitan Life Insurance Company                  | Ownership   | 96.900                                     | MetLife, Inc.                              | N                                |    |
| 0241       | MetLife    | 00000             | 46-2460801 |              |     |  | MetLife 1201 TAB Member, LLC                | DE                   | NIA                              | Metropolitan Property and Casualty Insurance Company | Ownership   | 3.100                                      | MetLife, Inc.                              | N                                |    |
| 0241       | MetLife    | 00000             | 46-2477278 |              |     |  | MetLife LHH Member, LLC                     | DE                   | NIA                              | Metropolitan Life Insurance Company                  | Ownership   | 99.000                                     | MetLife, Inc.                              | N                                |    |
| 0241       | MetLife    | 00000             | 46-2477278 |              |     |  | MetLife LHH Member, LLC                     | DE                   | NIA                              | Metropolitan Tower Life Insurance Company            | Ownership   | 1.000                                      | MetLife, Inc.                              | N                                |    |
| 0241       | MetLife    | 00000             |            |              |     |  | 1925 WJC Owner, LLC (DE)                    | DE                   | NIA                              | Metropolitan Life Insurance Company                  | Ownership   | 100.000                                    | MetLife, Inc.                              | N                                |    |
| 0241       | MetLife    | 00000             | 26-1762232 |              |     |  | Boulevard Residential, LLC                  | DE                   | NIA                              | Metropolitan Life Insurance Company                  | Ownership   | 100.000                                    | MetLife, Inc.                              | N                                |    |
| 0241       | MetLife    | 00000             |            |              |     |  | MetLife Ontario Street Member, LLC (DE)     | DE                   | NIA                              | Metropolitan Life Insurance Company                  | Ownership   | 100.000                                    | MetLife, Inc.                              | N                                |    |
| 0241       | MetLife    | 00000             | 46-4158087 |              |     |  | MetLife 555 12th Member, LLC                | DE                   | NIA                              | Metropolitan Life Insurance Company                  | Ownership   | 94.600                                     | MetLife, Inc.                              | N                                |    |
| 0241       | MetLife    | 00000             | 46-4158087 |              |     |  | MetLife 555 12th Member, LLC                | DE                   | NIA                              | Metropolitan Tower Life Insurance Company            | Ownership   | 5.400                                      | MetLife, Inc.                              | N                                |    |
| 0241       | MetLife    | 00000             | 82-3135079 |              |     |  | 150 North Riverside PE Member, LLC          | DE                   | NIA                              | Metropolitan Life Insurance Company                  | Ownership   | 81.450                                     | MetLife, Inc.                              | N                                |    |
| 0241       | MetLife    | 00000             | 82-3135079 |              |     |  | 150 North Riverside PE Member, LLC          | DE                   | NIA                              | Metropolitan Tower Life Insurance Company            | Ownership   | 18.550                                     | MetLife, Inc.                              | N                                |    |
| 0241       | MetLife    | 00000             | 47-2085444 |              |     |  | ML-AI MetLife Member 2, LLC                 | DE                   | NIA                              | Metropolitan Life Insurance Company                  | Ownership   | 98.970                                     | MetLife, Inc.                              | N                                |    |
| 0241       | MetLife    | 00000             | 47-2085444 |              |     |  | ML-AI MetLife Member 2, LLC                 | DE                   | NIA                              | Metropolitan Tower Life Insurance Company            | Ownership   | 1.030                                      | MetLife, Inc.                              | N                                |    |
| 0241       | MetLife    | 00000             |            |              |     |  | ML-AI MetLife Member 3, LLC                 | DE                   | NIA                              | Metropolitan Life Insurance Company                  | Ownership   | 100.000                                    | MetLife, Inc.                              | N                                |    |
| 0241       | MetLife    | 00000             |            |              |     |  | ML-AI MetLife Member 4, LLC                 | DE                   | NIA                              | Metropolitan Life Insurance Company                  | Ownership   | 60.000                                     | MetLife, Inc.                              | N                                |    |
| 0241       | MetLife    | 00000             |            |              |     |  | ML-AI MetLife Member 4, LLC                 | DE                   | NIA                              | Metropolitan Tower Life Insurance Company            | Ownership   | 40.000                                     | MetLife, Inc.                              | N                                |    |
| 0241       | MetLife    | 00000             | 81-3382498 |              |     |  | MetLife ConSquare Member, LLC (DE)          | DE                   | NIA                              | Metropolitan Life Insurance Company                  | Ownership   | 100.000                                    | MetLife, Inc.                              | N                                |    |
| 0241       | MetLife    | 00000             | 13-5581829 |              |     |  | MetLife Member Solaire, LLC                 | DE                   | NIA                              | Metropolitan Life Insurance Company                  | Ownership   | 100.000                                    | MetLife, Inc.                              | N                                |    |
| 0241       | MetLife    | 00000             | 81-0770888 |              |     |  | MetLife Treat Towers Member, LLC            | DE                   | NIA                              | Metropolitan Life Insurance Company                  | Ownership   | 100.000                                    | MetLife, Inc.                              | N                                |    |
| 0241       | MetLife    | 00000             | 46-4133357 |              |     |  | ML Bridgeside Apartments, LLC               | DE                   | NIA                              | Metropolitan Life Insurance Company                  | Ownership   | 100.000                                    | MetLife, Inc.                              | N                                |    |
| 0241       | MetLife    | 00000             | 46-4283517 |              |     |  | MetLife Camino Ramon Member, LLC            | DE                   | NIA                              | Metropolitan Tower Life Insurance Company            | Ownership   | 1.000                                      | MetLife, Inc.                              | N                                |    |
| 0241       | MetLife    | 00000             | 46-4283517 |              |     |  | MetLife Camino Ramon Member, LLC            | DE                   | NIA                              | Metropolitan Life Insurance Company                  | Ownership   | 99.000                                     | MetLife, Inc.                              | N                                |    |
| 0241       | MetLife    | 00000             | 46-4255167 |              |     |  | ML Terraces, LLC                            | DE                   | NIA                              | Metropolitan Life Insurance Company                  | Ownership   | 100.000                                    | MetLife, Inc.                              | N                                |    |
| 0241       | MetLife    | 00000             |            |              |     |  | MetLife CB W/A, LLC                         | DE                   | NIA                              | Metropolitan Life Insurance Company                  | Ownership   | 100.000                                    | MetLife, Inc.                              | N                                |    |
| 0241       | MetLife    | 00000             | 47-1970965 |              |     |  | ML New River Village III, LLC               | DE                   | NIA                              | Metropolitan Life Insurance Company                  | Ownership   | 100.000                                    | MetLife, Inc.                              | N                                |    |
| 0241       | MetLife    | 00000             |            |              |     |  | MetLife 1007 Stewart, LLC                   | DE                   | NIA                              | Metropolitan Life Insurance Company                  | Ownership   | 100.000                                    | MetLife, Inc.                              | N                                |    |
| 0241       | MetLife    | 00000             |            |              |     |  | Chestnut Flats Wind, LLC                    | DE                   | NIA                              | Metropolitan Life Insurance Company                  | Ownership   | 100.000                                    | MetLife, Inc.                              | N                                |    |
| 0241       | MetLife    | 00000             | 46-4129811 |              |     |  | MetLife 425 MKT Member, LLC                 | DE                   | NIA                              | Metropolitan Life Insurance Company                  | Ownership   | 100.000                                    | MetLife, Inc.                              | N                                |    |
| 0241       | MetLife    | 00000             | 46-4229772 |              |     |  | MetLife THR Investor, LLC                   | DE                   | NIA                              | Metropolitan Life Insurance Company                  | Ownership   | 100.000                                    | MetLife, Inc.                              | N                                |    |
| 0241       | MetLife    | 00000             |            |              |     |  | MetLife OFC Member, LLC                     | DE                   | NIA                              | Metropolitan Life Insurance Company                  | Ownership   | 100.000                                    | MetLife, Inc.                              | N                                |    |
| 0241       | MetLife    | 00000             | 47-1256270 |              |     |  | MetLife OBS Member, LLC                     | DE                   | NIA                              | Metropolitan Life Insurance Company                  | Ownership   | 100.000                                    | MetLife, Inc.                              | N                                |    |
| 0241       | MetLife    | 00000             |            |              |     |  | MetLife FM Hotel Member, LLC                | DE                   | NIA                              | Metropolitan Life Insurance Company                  | Ownership   | 100.000                                    | MetLife, Inc.                              | N                                |    |
| 0241       | MetLife    | 00000             |            |              |     |  | LHCW Holdings (U.S.) LLC                    | DE                   | NIA                              | MetLife FM Hotel Member, LLC                         | Ownership   | 100.000                                    | MetLife, Inc.                              | N                                |    |

Q12.3

**SCHEDULE Y**

**PART 1A - DETAIL OF INSURANCE HOLDING COMPANY SYSTEM**

| 1          | 2            | 3                 | 4            | 5            | 6   | 7  | 8   | 9                    | 10                               | 11  | 12  | 13   | 14   | 15                               | 16 |
|------------|--------------|-------------------|--------------|--------------|-----|--|---|----------------------|----------------------------------|---|---|--|--|----------------------------------|----|
| Group Code | Group Name   | NAIC Company Code | ID Number    | Federal RSSD | CIK | Name of Securities Exchange if Publicly Traded (U.S. or International) | Names of Parent, Subsidiaries or Affiliates                   | Domiciliary Location | Relationship to Reporting Entity | Directly Controlled by (Name of Entity/Person)                  | Type of Control (Ownership Board, Management, Attorney-in-Fact, Influence, Other) | If Control is Ownership Provide Percentage | Ultimate Controlling Entity(ies)/Person(s) | Is an SCA Filing Required? (Y/N) | *  |
| 0241       | MetLife..... | 00000...          |              |              |     |  | LHC Holdings (U.S.) LLC.....                                  | DE.....              | NIA.....                         | LHCW Holdings (U.S.) LLC.....                                   | Ownership.....  | ...100.000                                 | MetLife, Inc.....                          | ...N.....                        |    |
| 0241       | MetLife..... | 00000...          |              |              |     |  | LHCW Hotel Holding (U.S.) LLC.....                            | DE.....              | NIA.....                         | LHC Holdings (U.S.) LLC.....                                    | Ownership.....  | ...100.000                                 | MetLife, Inc.....                          | ...N.....                        |    |
| 0241       | MetLife..... | 00000...          |              |              |     |  | LHCW Hotel Holding (2002) LLC.....                            | DE.....              | NIA.....                         | LHCW Hotel Holding (U.S.) LLC.....                              | Ownership.....  | ...100.000                                 | MetLife, Inc.....                          | ...N.....                        |    |
| 0241       | MetLife..... | 00000...          |              |              |     |  | LHCW Hotel Operating Company (2002) LLC...                    | DE.....              | NIA.....                         | LHCW Hotel Holding (U.S.) LLC.....                              | Ownership.....  | ...100.000                                 | MetLife, Inc.....                          | ...N.....                        |    |
| 0241       | MetLife..... | 00000...          | 46-4584166.. |              |     |  | ML Southmore, LLC .....                                       | DE.....              | NIA.....                         | Metropolitan Life Insurance Company.....                        | Ownership.....  | ...99.000                                  | MetLife, Inc.....                          | ...N.....                        |    |
| 0241       | MetLife..... | 00000...          | 46-4584166.. |              |     |  | ML Southmore, LLC .....                                       | DE.....              | NIA.....                         | Metropolitan Tower Life Insurance Company..                     | Ownership.....  | ...1.000                                   | MetLife, Inc.....                          | ...N.....                        |    |
| 0241       | MetLife..... | 00000...          |              |              |     |  | MetLife HCMJV 1 GP, LLC.....                                  | DE.....              | NIA.....                         | Metropolitan Life Insurance Company.....                        | Ownership.....  | ...100.000                                 | MetLife, Inc.....                          | ...N.....                        |    |
| 0241       | MetLife..... | 00000...          | 46-4196012.. |              |     |  | ML-AI MetLife Member 1, LLC.....                              | DE.....              | NIA.....                         | Metropolitan Life Insurance Company.....                        | Ownership.....  | ...95.199                                  | MetLife, Inc.....                          | ...N.....                        |    |
| 0241       | MetLife..... | 00000...          | 46-4196012.. |              |     |  | ML-AI MetLife Member 1, LLC.....                              | DE.....              | NIA.....                         | Metropolitan Property and Casualty Insurance Company            | Ownership.....  | ...4.801                                   | MetLife, Inc.....                          | ...N.....                        |    |
| 0241       | MetLife..... | 00000...          | 13-3759652.. | 3166279      |     |  | MetLife International Holdings, LLC.....                      | DE.....              | NIA.....                         | MetLife Global Holding Company II GmbH (Swiss)                  | Ownership.....  | ...100.000                                 | MetLife, Inc.....                          | ...N.....                        |    |
| 0241       | MetLife..... | 00000...          | 13-3953333.. | 3166372      |     |  | Natiloportem Holdings, LLC.....                               | DE.....              | NIA.....                         | MetLife International Holdings, LLC.....                        | Ownership.....  | ...100.000                                 | MetLife, Inc.....                          | ...N.....                        |    |
| 0241       | MetLife..... | 00000...          |              | 3166402      |     |  | Excelencia Operativa y Tecnologica, S.A. de C.V. (Mexico)     | MEX.....             | NIA.....                         | Natiloportem Holdings, LLC.....                                 | Ownership.....  | ...99.000                                  | MetLife, Inc.....                          | ...N.....                        |    |
| 0241       | MetLife..... | 00000...          |              | 3166402      |     |  | Excelencia Operativa y Tecnologica, S.A. de C.V. (Mexico)     | MEX.....             | NIA.....                         | MetLife Mexico Servicios, S.A. de C.V.....                      | Ownership.....  | ...1.000                                   | MetLife, Inc.....                          | ...N.....                        |    |
| 0241       | MetLife..... | 00000...          |              | 3373705      |     |  | MLA Comercial, S.A. de C.V. (Mexico).....                     | MEX.....             | NIA.....                         | Excelencia Operativa y Tecnologica, S.A. de C.V.                | Ownership.....  | ...99.000                                  | MetLife, Inc.....                          | ...N.....                        |    |
| 0241       | MetLife..... | 00000...          |              | 3373705      |     |  | MLA Comercial, S.A. de C.V. (Mexico).....                     | MEX.....             | NIA.....                         | MetLife Mexico Servicios, S.A. de C.V.....                      | Ownership.....  | ...1.000                                   | MetLife, Inc.....                          | ...N.....                        |    |
| 0241       | MetLife..... | 00000...          |              | 3373714      |     |  | MLA Servicios S.A. de C.V. (Mexico).....                      | MEX.....             | NIA.....                         | Excelencia Operativa y Tecnologica, S.A. de C.V.                | Ownership.....  | ...99.000                                  | MetLife, Inc.....                          | ...N.....                        |    |
| 0241       | MetLife..... | 00000...          |              | 3373714      |     |  | MLA Servicios S.A. de C.V. (Mexico).....                      | MEX.....             | NIA.....                         | MetLife Mexico Servicios, S.A. de C.V.....                      | Ownership.....  | ...1.000                                   | MetLife, Inc.....                          | ...N.....                        |    |
| 0241       | MetLife..... | 00000...          |              | 4240907      |     |  | MM Global Operations Support Center, S.A. de C.V.             | MEX.....             | NIA.....                         | MetLife Global Holding Company II GmbH (Swiss)                  | Ownership.....  | ...100.000                                 | MetLife, Inc.....                          | ...N.....                        |    |
| 0241       | MetLife..... | 00000...          |              | 4240907      |     |  | MM Global Operations Support Center, S.A. de C.V.             | MEX.....             | NIA.....                         | MetLife Global Holding Company I GmbH (Swiss)                   | Ownership.....  | .....                                      | MetLife, Inc.....                          | ...N.....                        |    |
| 0241       | MetLife..... | 00000...          |              | 4254995      |     |  | Fundacion MetLife Mexico, A.C.....                            | MEX.....             | NIA.....                         | MM Global Operations Support Center, S.A. de C.V., S.A. de C.V. | Ownership.....  | ...100.000                                 | MetLife, Inc.....                          | ...N.....                        |    |
| 0241       | MetLife..... | 00000...          |              | 3166318      |     |  | Metropolitan Life Seguros e Previdencia Privada S.A. (Brazil) | BRA.....             | IA.....                          | MetLife International Holdings, LLC.....                        | Ownership.....  | ...66.662                                  | MetLife, Inc.....                          | ...N.....                        |    |
| 0241       | MetLife..... | 00000...          |              | 3166318      |     |  | Metropolitan Life Seguros e Previdencia Privada S.A. (Brazil) | BRA.....             | IA.....                          | MetLife Worldwide Holdings, LLC.....                            | Ownership.....  | ...33.337                                  | MetLife, Inc.....                          | ...N.....                        |    |
| 0241       | MetLife..... | 00000...          |              | 3166318      |     |  | Metropolitan Life Seguros e Previdencia Privada S.A. (Brazil) | BRA.....             | IA.....                          | Natiloportem Holdings, LLC.....                                 | Ownership.....  | ...0.001                                   | MetLife, Inc.....                          | ...N.....                        |    |
| 0241       | MetLife..... | 00000...          |              | 4191616      |     |  | MetLife Ireland Holdings One Limited.....                     | IRL.....             | NIA.....                         | MetLife International Holdings, LLC.....                        | Ownership.....  | ...100.000                                 | MetLife, Inc.....                          | ...N.....                        |    |
| 0241       | MetLife..... | 00000...          |              | 4189846      |     |  | MetLife Global Holdings Corporation S.A. de C.V. (Mexico)     | MEX.....             | NIA.....                         | MetLife Ireland Holdings One Limited.....                       | Ownership.....  | ...98.900                                  | MetLife, Inc.....                          | ...N.....                        |    |

Q12.4

**SCHEDULE Y**

**PART 1A - DETAIL OF INSURANCE HOLDING COMPANY SYSTEM**

| 1          | 2            | 3                 | 4            | 5            | 6   | 7  | 8   | 9                    | 10                               | 11   | 12  | 13   | 14   | 15                               | 16 |
|------------|--------------|-------------------|--------------|--------------|-----|--|---|----------------------|----------------------------------|--|---|--|--|----------------------------------|----|
| Group Code | Group Name   | NAIC Company Code | ID Number    | Federal RSSD | CIK | Name of Securities Exchange if Publicly Traded (U.S. or International) | Names of Parent, Subsidiaries or Affiliates               | Domiciliary Location | Relationship to Reporting Entity | Directly Controlled by (Name of Entity/Person)   | Type of Control (Ownership Board, Management, Attorney-in-Fact, Influence, Other) | If Control is Ownership Provide Percentage | Ultimate Controlling Entity(ies)/Person(s) | Is an SCA Filing Required? (Y/N) | *  |
| 0241       | MetLife..... | 00000.....        |              | 4189846      |     |  | MetLife Global Holdings Corporation S.A. de C.V. (Mexico) | MEX.....             | NIA.....                         | MetLife International Limited, LLC.....          | Ownership.....  | .....1.100                                 | MetLife, Inc.....                          | .....N.....                      |    |
| 0241       | MetLife..... | 00000.....        | 13-3047691.. |              |     |  | Metropolitan Global Management, LLC.....                  | IRL.....             | NIA.....                         | MetLife Global Holdings Corporation S.A. de C.V. | Ownership.....  | .....99.700                                | MetLife, Inc.....                          | .....N.....                      |    |
| 0241       | MetLife..... | 00000.....        | 13-3047691.. |              |     |  | Metropolitan Global Management, LLC.....                  | IRL.....             | NIA.....                         | MetLife International Holdings, LLC.....         | Ownership.....  | .....0.300                                 | MetLife, Inc.....                          | .....N.....                      |    |
| 0241       | MetLife..... | 00000.....        | AA-2730030.. | 3165740      |     |  | MetLife Mexico Holding S. de R.L. de C.V.....             | MEX.....             | IA.....                          | Metropolitan Global Management, LLC.....         | Ownership.....  | .....100.000                               | MetLife, Inc.....                          | .....N.....                      |    |
| 0241       | MetLife..... | 00000.....        | AA-2730030.. | 3165740      |     |  | MetLife Mexico Holding S. de R.L. de C.V.....             | MEX.....             | IA.....                          | Excelencia Operativa y Tecnologica, S.A. de C.V. | Ownership.....  |  | MetLife, Inc.....                          | .....N.....                      |    |
| 0241       | MetLife..... | 00000.....        | AA-2730030.. | 3165740      |     |  | MetLife Mexico S.A.....                                   | MEX.....             | IA.....                          | MetLife Mexico Holdings, S. de R.L. de C.V..     | Ownership.....  | .....99.050                                | MetLife, Inc.....                          | .....N.....                      |    |
| 0241       | MetLife..... | 00000.....        | AA-2730030.. | 3165740      |     |  | MetLife Mexico S.A.....                                   | MEX.....             | IA.....                          | MetLife International Holdings, LLC.....         | Ownership.....  | .....0.950                                 | MetLife, Inc.....                          | .....N.....                      |    |
| 0241       | MetLife..... | 00000.....        |              | 4241061      |     |  | ML Capacitacion Comercial S.A. de C.V. (Mexico)           | MEX.....             | NIA.....                         | MetLife Mexico S.A.....                          | Ownership.....  | .....99.000                                | MetLife, Inc.....                          | .....N.....                      |    |
| 0241       | MetLife..... | 00000.....        |              | 4241061      |     |  | ML Capacitacion Comercial S.A. de C.V. (Mexico)           | MEX.....             | NIA.....                         | MetLife Mexico Servicios, S.A. de C.V.....       | Ownership.....  | .....1.000                                 | MetLife, Inc.....                          | .....N.....                      |    |
| 0241       | MetLife..... | 00000.....        |              | 3165795      |     |  | MetLife Pensiones Mexico S.A.....                         | MEX.....             | IA.....                          | MetLife Mexico Holdings, S. de R.L. de C.V..     | Ownership.....  | .....97.513                                | MetLife, Inc.....                          | .....N.....                      |    |
| 0241       | MetLife..... | 00000.....        |              | 3165795      |     |  | MetLife Pensiones Mexico S.A.....                         | MEX.....             | IA.....                          | MetLife International Holdings, LLC.....         | Ownership.....  | .....2.488                                 | MetLife, Inc.....                          | .....N.....                      |    |
| 0241       | MetLife..... | 00000.....        |              | 3267390      |     |  | MetLife Mexico Servicios S.A. de C.V.....                 | MEX.....             | NIA.....                         | MetLife Mexico Holdings, S. de R.L. de C.V..     | Ownership.....  | .....98.000                                | MetLife, Inc.....                          | .....N.....                      |    |
| 0241       | MetLife..... | 00000.....        |              | 3267390      |     |  | MetLife Mexico Servicios S.A. de C.V.....                 | MEX.....             | NIA.....                         | MetLife International Holdings, LLC.....         | Ownership.....  | .....2.000                                 | MetLife, Inc.....                          | .....N.....                      |    |
| 0241       | MetLife..... | 00000.....        | AA-5420018.. | 3166288      |     |  | MetLife Insurance Company of Korea, Limited..             | KOR.....             | IA.....                          | MetLife Mexico S.A.....                          | Ownership.....  | .....14.640                                | MetLife, Inc.....                          | .....N.....                      |    |
| 0241       | MetLife..... | 00000.....        | AA-5420018.. | 3166288      |     |  | MetLife Insurance Company of Korea, Limited..             | KOR.....             | IA.....                          | Metropolitan Global Management, LLC.....         | Ownership.....  | .....85.360                                | MetLife, Inc.....                          | .....N.....                      |    |
| 0241       | MetLife..... | 00000.....        |              |              |     |  | MetLife Financial Services, Co., Ltd. (South Korea)       | KOR.....             | NIA.....                         | MetLife Insurance Company of Korea, Limited      | Ownership.....  | .....100.000                               | MetLife, Inc.....                          | .....N.....                      |    |
| 0241       | MetLife..... | 00000.....        |              | 4200880      |     |  | MetLife Ireland Treasury d.a.c.....                       | IRL.....             | NIA.....                         | MetLife Global Holdings Corporation S.A. de C.V. | Ownership.....  | .....100.000                               | MetLife, Inc.....                          | .....N.....                      |    |
| 0241       | MetLife..... | 00000.....        | AA-1930041.. | 1173714      |     |  | MetLife Insurance Limited (Australia).....                | AUS.....             | IA.....                          | MetLife Ireland Treasury d.a.c.....              | Ownership.....  | .....91.165                                | MetLife, Inc.....                          | .....N.....                      |    |
| 0241       | MetLife..... | 00000.....        | AA-1930041.. | 1173714      |     |  | MetLife Insurance Limited (Australia).....                | AUS.....             | IA.....                          | MetLife Global Holdings Corporation S.A. de C.V. | Ownership.....  | .....8.835                                 | MetLife, Inc.....                          | .....N.....                      |    |
| 0241       | MetLife..... | 00000.....        |              |              |     |  | The Direct Call Center PTY Limited (Australia).           | AUS.....             | NIA.....                         | MetLife Insurance Limited (Australia).....       | Ownership.....  | .....100.000                               | MetLife, Inc.....                          | .....N.....                      |    |
| 0241       | MetLife..... | 00000.....        |              | 4239358      |     |  | MetLife Investments PTY Limited (Australia)...            | AUS.....             | NIA.....                         | MetLife Insurance Limited (Australia).....       | Ownership.....  | .....100.000                               | MetLife, Inc.....                          | .....N.....                      |    |
| 0241       | MetLife..... | 00000.....        |              | 4239367      |     |  | MetLife Insurance and Investment Trust (Australia)        | AUS.....             | NIA.....                         | MetLife Investments PTY Limited.....             | Ownership.....  | .....100.000                               | MetLife, Inc.....                          | .....N.....                      |    |
| 0241       | MetLife..... | 00000.....        |              | 1173732      |     |  | MetLife General Insurance Limited (Australia)..           | AUS.....             | IA.....                          | MetLife Ireland Treasury d.a.c.....              | Ownership.....  | .....100.000                               | MetLife, Inc.....                          | .....N.....                      |    |
| 0241       | MetLife..... | 00000.....        |              |              |     |  | MetLife International Limited, LLC (DE).....              | DE.....              | NIA.....                         | MetLife International Holdings, LLC.....         | Ownership.....  | .....100.000                               | MetLife, Inc.....                          | .....N.....                      |    |
| 0241       | MetLife..... | 00000.....        |              |              |     |  | AmMetLife Insurance Berhad.....                           | MYS.....             | IA.....                          | MetLife International Holdings, LLC.....         | Ownership.....  | .....50.000                                | MetLife, Inc.....                          | .....N.....                      |    |
| 0241       | MetLife..... | 00000.....        |              |              |     |  | MAXIS GBN S.A.S.....                                      | FRA.....             | NIA.....                         | MetLife International Holdings, LLC.....         | Ownership.....  | .....50.000                                | MetLife, Inc.....                          | .....N.....                      |    |
| 0241       | MetLife..... | 00000.....        | AA-5480033.. |              |     |  | AmMetLife Takaful Berhad.....                             | MYS.....             | IA.....                          | MetLife International Holdings, LLC.....         | Ownership.....  | .....50.000                                | MetLife, Inc.....                          | .....N.....                      |    |

Q12.5

**SCHEDULE Y**

**PART 1A - DETAIL OF INSURANCE HOLDING COMPANY SYSTEM**

| 1          | 2          | 3                 | 4          | 5            | 6   | 7  | 8  | 9                    | 10                               | 11   | 12  | 13   | 14   | 15                               | 16 |
|------------|------------|-------------------|------------|--------------|-----|--|--|----------------------|----------------------------------|--|---|--|--|----------------------------------|----|
| Group Code | Group Name | NAIC Company Code | ID Number  | Federal RSSD | CIK | Name of Securities Exchange if Publicly Traded (U.S. or International) | Names of Parent, Subsidiaries or Affiliates                      | Domiciliary Location | Relationship to Reporting Entity | Directly Controlled by (Name of Entity/Person)                       | Type of Control (Ownership Board, Management, Attorney-in-Fact, Influence, Other) | If Control is Ownership Provide Percentage | Ultimate Controlling Entity(ies)/Person(s) | Is an SCA Filing Required? (Y/N) | *  |
| 0241       | MetLife    | 00000             |            |              |     |  | MetLife Asia Limited (Hong Kong)                                 | HKG                  | NIA                              | MetLife International Holdings, LLC                                  | Ownership   | 100.000                                    | MetLife, Inc.                              | N                                |    |
| 0241       | MetLife    | 00000             |            | 3166309      |     |  | Metropolitan Life Insurance Company of Hong Kong Limited         | HKG                  | IA                               | MetLife International Holdings, LLC                                  | Ownership   | 99.999                                     | MetLife, Inc.                              | N                                |    |
| 0241       | MetLife    | 00000             |            | 3166309      |     |  | Metropolitan Life Insurance Company of Hong Kong Limited         | HKG                  | IA                               | Natiloportem Holdings, LLC   | Ownership   | 0.001                                      | MetLife, Inc.                              | N                                |    |
| 0241       | MetLife    | 00000             |            | 4195913      |     |  | MetLife Planos Odontologicos Ltda. (Brazil)                      | BRA                  | IA                               | MetLife International Holdings, LLC                                  | Ownership   | 99.999                                     | MetLife, Inc.                              | N                                |    |
| 0241       | MetLife    | 00000             |            | 4195913      |     |  | MetLife Planos Odontologicos Ltda. (Brazil)                      | BRA                  | IA                               | Natiloportem Holdings, LLC   | Ownership   | 0.001                                      | MetLife, Inc.                              | N                                |    |
| 0241       | MetLife    | 00000             | 20-5894439 | 3373639      |     |  | MetLife Global, Inc.   | DE                   | NIA                              | MetLife, Inc.  | Ownership   | 100.000                                    | MetLife, Inc.                              | N                                |    |
| 0241       | MetLife    | 00000             |            | 4189837      |     |  | Inversiones MetLife Holdco Dos Limitada (Chile)                  | CHL                  | NIA                              | MetLife International Holdings, LLC                                  | Ownership   | 0.001                                      | MetLife, Inc.                              | N                                |    |
| 0241       | MetLife    | 00000             |            | 4189837      |     |  | Inversiones MetLife Holdco Dos Limitada (Chile)                  | CHL                  | NIA                              | Natiloportem Holdings, LLC   | Ownership   |  | MetLife, Inc.                              | N                                |    |
| 0241       | MetLife    | 00000             |            | 4189837      |     |  | Inversiones MetLife Holdco Dos Limitada (Chile)                  | CHL                  | NIA                              | MetLife, Inc.  | Ownership   | 99.999                                     | MetLife, Inc.                              | N                                |    |
| 0241       | MetLife    | 00000             | AA-2130012 | 1641857      |     |  | MetLife Seguros S.A. (Argentina)                                 | ARG                  | IA                               | MetLife International Holdings, LLC                                  | Ownership   | 95.524                                     | MetLife, Inc.                              | N                                |    |
| 0241       | MetLife    | 00000             | AA-2130012 | 1641857      |     |  | MetLife Seguros S.A. (Argentina)                                 | ARG                  | IA                               | Natiloportem Holdings, LLC   | Ownership   | 2.675                                      | MetLife, Inc.                              | N                                |    |
| 0241       | MetLife    | 00000             | AA-2130012 | 4251145      |     |  | MetLife Seguros S.A. (Argentina)                                 | ARG                  | IA                               | International Technical and Advisory Services Limited (USA-Delaware) | Ownership   | 1.801                                      | MetLife, Inc.                              | N                                |    |
| 0241       | MetLife    | 00000             |            | 2327738      |     |  | Compania Inversora MetLife S.A. (Argentina)                      | ARG                  | NIA                              | MetLife International Holdings, LLC                                  | Ownership   | 95.460                                     | MetLife, Inc.                              | N                                |    |
| 0241       | MetLife    | 00000             |            | 2327738      |     |  | Compania Inversora MetLife S.A. (Argentina)                      | ARG                  | NIA                              | Natiloportem Holdings, LLC   | Ownership   | 4.540                                      | MetLife, Inc.                              | N                                |    |
| 0241       | MetLife    | 00000             |            | 4247296      |     |  | MetLife Servicios S.A. (Argentina)                               | ARG                  | NIA                              | Compania Inversora MetLife S.A.                                      | Ownership   | 18.870                                     | MetLife, Inc.                              | N                                |    |
| 0241       | MetLife    | 00000             |            | 4247296      |     |  | MetLife Servicios S.A. (Argentina)                               | ARG                  | NIA                              | MetLife Seguros S.A.   | Ownership   | 79.880                                     | MetLife, Inc.                              | N                                |    |
| 0241       | MetLife    | 00000             |            | 4247296      |     |  | MetLife Servicios S.A. (Argentina)                               | ARG                  | NIA                              | Natiloportem Holdings, LLC   | Ownership   | 0.990                                      | MetLife, Inc.                              | N                                |    |
| 0241       | MetLife    | 00000             |            | 4247296      |     |  | MetLife Servicios S.A. (Argentina)                               | ARG                  | NIA                              | MetLife Seguros de Retiro S.A.                                       | Ownership   | 0.260                                      | MetLife, Inc.                              | N                                |    |
| 0241       | MetLife    | 00000             | 06-1597037 | 2985727      |     |  | MetLife Worldwide Holdings, LLC                                  | DE                   | NIA                              | MetLife International Holdings, LLC                                  | Ownership   | 100.000                                    | MetLife, Inc.                              | N                                |    |
| 0241       | MetLife    | 00000             | AA-5324104 | 3144558      |     |  | MetLife Limited (Hong Kong)                                      | HKG                  | IA                               | MetLife Worldwide Holdings, LLC                                      | Ownership   | 100.000                                    | MetLife, Inc.                              | N                                |    |
| 0241       | MetLife    | 00000             |            |              |     |  | BIDV MetLife Life Insurance Limited Liability Company            | VNM                  | IA                               | MetLife Limited (Hong Kong)  | Ownership   | 60.000                                     | MetLife, Inc.                              | N                                |    |
| 0241       | MetLife    | 00000             |            | 2704610      |     |  | Best Market S.A. (Argentina)                                     | ARG                  | NIA                              | MetLife International Holdings, LLC                                  | Ownership   | 95.000                                     | MetLife, Inc.                              | N                                |    |
| 0241       | MetLife    | 00000             |            | 2704610      |     |  | Best Market S.A. (Argentina)                                     | ARG                  | NIA                              | Natiloportem Holdings, LLC   | Ownership   | 5.000                                      | MetLife, Inc.                              | N                                |    |
| 0241       | MetLife    | 00000             | AA-5344102 | 3166411      |     |  | PNB MetLife India Insurance Company Limited                      | IND                  | IA                               | MetLife International Holdings, LLC                                  | Ownership   | 32.050                                     | MetLife, Inc.                              | N                                |    |
| 0241       | MetLife    | 00000             | AA-2130046 | 1388303      |     |  | MetLife Seguros de Retiro S.A. (Argentina)                       | ARG                  | IA                               | MetLife International Holdings, LLC                                  | Ownership   | 96.890                                     | MetLife, Inc.                              | N                                |    |
| 0241       | MetLife    | 00000             | AA-2130046 | 1388303      |     |  | MetLife Seguros de Retiro S.A. (Argentina)                       | ARG                  | IA                               | Natiloportem Holdings, LLC   | Ownership   | 3.110                                      | MetLife, Inc.                              | N                                |    |
| 0241       | MetLife    | 00000             | AA-2130046 | 4321758      |     |  | MetLife Seguros de Retiro S.A. (Argentina)                       | ARG                  | IA                               | International Technical and Advisory Services Limited (USA-Delaware) | Ownership   |  | MetLife, Inc.                              | N                                |    |
| 0241       | MetLife    | 00000             |            | 3373648      |     |  | MetLife Administradora de Fundos Multipatrocinaos Ltda. (Brazil) | BRA                  | NIA                              | MetLife International Holdings, LLC                                  | Ownership   | 100.000                                    | MetLife, Inc.                              | N                                |    |

Q12.6

**SCHEDULE Y**

**PART 1A - DETAIL OF INSURANCE HOLDING COMPANY SYSTEM**

| 1          | 2            | 3                 | 4            | 5            | 6   | 7  | 8  | 9                    | 10                               | 11   | 12  | 13   | 14   | 15                               | 16 |
|------------|--------------|-------------------|--------------|--------------|-----|--|--|----------------------|----------------------------------|--|---|--|--|----------------------------------|----|
| Group Code | Group Name   | NAIC Company Code | ID Number    | Federal RSSD | CIK | Name of Securities Exchange if Publicly Traded (U.S. or International) | Names of Parent, Subsidiaries or Affiliates                        | Domiciliary Location | Relationship to Reporting Entity | Directly Controlled by (Name of Entity/Person)       | Type of Control (Ownership Board, Management, Attorney-in-Fact, Influence, Other) | If Control is Ownership Provide Percentage | Ultimate Controlling Entity(ies)/Person(s) | Is an SCA Filing Required? (Y/N) | *  |
| 0241       | MetLife..... | 00000.....        |              | 3373648      |     |  | MetLife Administradora de Fundos Multipatrocinaados Ltda. (Brazil) | BRA.....             | NIA.....                         | Natiloportem Holdings, LLC.....                      | Ownership.....  |  | MetLife, Inc.....                          | N.....                           |    |
| 0241       | MetLife..... | 26298.....        | 13-2725441.. | 3219728      |     |  | Metropolitan Property and Casualty Insurance Company               | RI.....              | UDP.....                         | MetLife, Inc.....                                    | Ownership.....  | 100.000                                    | MetLife, Inc.....                          | N.....                           |    |
| 0241       | MetLife..... | 39950.....        | 22-2342710.. |              |     |  | Metropolitan General Insurance Company.....                        | RI.....              | IA.....                          | Metropolitan Property and Casualty Insurance Company | Ownership.....  | 100.000                                    | MetLife, Inc.....                          | N.....                           |    |
| 0241       | MetLife..... | 40169.....        | 05-0393243.. |              |     |  | Metropolitan Casualty Insurance Company.....                       | RI.....              | RE.....                          | Metropolitan Property and Casualty Insurance Company | Ownership.....  | 100.000                                    | MetLife, Inc.....                          | N.....                           |    |
| 0241       | MetLife..... | 25321.....        | 23-1903575.. |              |     |  | Metropolitan Direct Property and Casualty Insurance Company        | RI.....              | IA.....                          | Metropolitan Property and Casualty Insurance Company | Ownership.....  | 100.000                                    | MetLife, Inc.....                          | N.....                           |    |
| 0241       | MetLife..... | 22926.....        | 36-1022580.. |              |     |  | Economy Fire & Casualty Company.....                               | IL.....              | IA.....                          | Metropolitan Property and Casualty Insurance Company | Ownership.....  | 100.000                                    | MetLife, Inc.....                          | N.....                           |    |
| 0241       | MetLife..... | 38067.....        | 36-3027848.. |              |     |  | Economy Preferred Insurance Company.....                           | IL.....              | IA.....                          | Economy Fire & Casualty Company.....                 | Ownership.....  | 100.000                                    | MetLife, Inc.....                          | N.....                           |    |
| 0241       | MetLife..... | 40649.....        | 36-3105737.. |              |     |  | Economy Premier Assurance Company.....                             | IL.....              | IA.....                          | Economy Fire & Casualty Company.....                 | Ownership.....  | 100.000                                    | MetLife, Inc.....                          | N.....                           |    |
| 0241       | MetLife..... | 00000.....        | 95-3003951.. |              |     |  | MetLife Auto & Home Insurance Agency, Inc.....                     | RI.....              | IA.....                          | Metropolitan Property and Casualty Insurance Company | Ownership.....  | 100.000                                    | MetLife, Inc.....                          | Y.....                           |    |
| 0241       | MetLife..... | 34339.....        | 13-2915260.. |              |     |  | Metropolitan Group Property and Casualty Insurance Company         | RI.....              | IA.....                          | Metropolitan Property and Casualty Insurance Company | Ownership.....  | 100.000                                    | MetLife, Inc.....                          | N.....                           |    |
| 0241       | MetLife..... | 00000.....        | 05-0476998.. |              |     |  | Metropolitan Lloyds, Inc.....                                      | TX.....              | NIA.....                         | Metropolitan Property and Casualty Insurance Company | Ownership.....  | 100.000                                    | MetLife, Inc.....                          | Y.....                           |    |
| 0241       | MetLife..... | 13938.....        | 75-2483187.. |              |     |  | Metropolitan Lloyds Insurance Company of Texas                     | TX.....              | IA.....                          | Metropolitan Lloyds, Inc.....                        | Attorney-in-fact.....   |  | MetLife, Inc.....                          | N.....                           |    |
| 0241       | MetLife..... | 00000.....        |              |              |     |  | Sino-US United MetLife Insurance Co. Ltd.....                      | CHN.....             | IA.....                          | Metropolitan Life Insurance Company.....             | Ownership.....  | 50.000                                     | MetLife, Inc.....                          | N.....                           |    |
| 0241       | MetLife..... | 00000.....        | 13-4153151.. |              |     |  | MetLife Canadian Property Ventures LLC.....                        | NY.....              | NIA.....                         | Metropolitan Life Insurance Company.....             | Ownership.....  | 100.000                                    | MetLife, Inc.....                          | N.....                           |    |
| 0241       | MetLife..... | 00000.....        |              |              |     |  | MetLife Property Ventures Canada ULC.....                          | CAN.....             | NIA.....                         | Metropolitan Life Insurance Company.....             | Ownership.....  | 100.000                                    | MetLife, Inc.....                          | N.....                           |    |
| 0241       | MetLife..... | 97136.....        | 13-3114906.. | 3219773      |     |  | Metropolitan Tower Life Insurance Company.....                     | NE.....              | IA.....                          | MetLife, Inc.....                                    | Ownership.....  | 100.000                                    | MetLife, Inc.....                          | N.....                           |    |
| 0241       | MetLife..... | 00000.....        | 38-4035918.. |              |     |  | MetLife Assignment Company, Inc (DE).....                          | DE.....              | NIA.....                         | Metropolitan Tower Life Insurance Company..          | Ownership.....  | 100.000                                    | MetLife, Inc.....                          | Y.....                           |    |
| 0241       | MetLife..... | 00000.....        |              |              |     |  | EntreCap Real Estate II, LLC.....                                  | DE.....              | NIA.....                         | Metropolitan Tower Life Insurance Company..          | Ownership.....  | 100.000                                    | MetLife, Inc.....                          | N.....                           |    |
| 0241       | MetLife..... | 00000.....        |              |              |     |  | PREFCO Dix-Huit LLC.....   | CT.....              | NIA.....                         | EntreCap Real Estate II, LLC.....                    | Ownership.....  | 100.000                                    | MetLife, Inc.....                          | N.....                           |    |
| 0241       | MetLife..... | 00000.....        |              |              |     |  | PREFCO X Holdings LLC.....   | CT.....              | NIA.....                         | EntreCap Real Estate II, LLC.....                    | Ownership.....  | 100.000                                    | MetLife, Inc.....                          | N.....                           |    |
| 0241       | MetLife..... | 00000.....        |              |              |     |  | PREFCO Ten Limited Partnership.....                                | CT.....              | NIA.....                         | EntreCap Real Estate II, LLC.....                    | Ownership.....  | 99.900                                     | MetLife, Inc.....                          | N.....                           |    |
| 0241       | MetLife..... | 00000.....        |              |              |     |  | PREFCO Ten Limited Partnership.....                                | CT.....              | NIA.....                         | PREFCO X Holdings LLC.....                           | Ownership.....  | 0.100                                      | MetLife, Inc.....                          | N.....                           |    |
| 0241       | MetLife..... | 00000.....        |              |              |     |  | PREFCO Vingt LLC.....  | CT.....              | NIA.....                         | EntreCap Real Estate II, LLC.....                    | Ownership.....  | 100.000                                    | MetLife, Inc.....                          | N.....                           |    |
| 0241       | MetLife..... | 00000.....        |              |              |     |  | PREFCO Twenty Limited Partnership.....                             | CT.....              | NIA.....                         | EntreCap Real Estate II, LLC.....                    | Ownership.....  | 99.000                                     | MetLife, Inc.....                          | N.....                           |    |
| 0241       | MetLife..... | 00000.....        |              |              |     |  | PREFCO Twenty Limited Partnership.....                             | CT.....              | NIA.....                         | PREFCO Vingt LLC.....                                | Ownership.....  | 1.000                                      | MetLife, Inc.....                          | N.....                           |    |
| 0241       | MetLife..... | 00000.....        |              |              |     |  | Plaza Drive Properties, LLC.....                                   | DE.....              | NIA.....                         | Metropolitan Tower Life Insurance Company..          | Ownership.....  | 100.000                                    | MetLife, Inc.....                          | N.....                           |    |

Q12.7

**SCHEDULE Y**

**PART 1A - DETAIL OF INSURANCE HOLDING COMPANY SYSTEM**

| 1          | 2          | 3                 | 4          | 5            | 6   | 7  | 8  | 9                    | 10                               | 11   | 12  | 13   | 14   | 15                               | 16 |
|------------|------------|-------------------|------------|--------------|-----|--|--|----------------------|----------------------------------|--|---|--|--|----------------------------------|----|
| Group Code | Group Name | NAIC Company Code | ID Number  | Federal RSSD | CIK | Name of Securities Exchange if Publicly Traded (U.S. or International) | Names of Parent, Subsidiaries or Affiliates              | Domiciliary Location | Relationship to Reporting Entity | Directly Controlled by (Name of Entity/Person)                       | Type of Control (Ownership Board, Management, Attorney-in-Fact, Influence, Other) | If Control is Ownership Provide Percentage | Ultimate Controlling Entity(ies)/Person(s) | Is an SCA Filing Required? (Y/N) | *  |
| 0241       | MetLife    | 00000             |            |              |     |  | MTL Leasing, LLC   | DE                   | NIA                              | Metropolitan Tower Life Insurance Company                            | Ownership   | 100.000                                    | MetLife, Inc.                              | N                                |    |
| 0241       | MetLife    | 00000             |            |              |     |  | PREFCO IX Realty LLC                                     | CT                   | NIA                              | MTL Leasing, LLC   | Ownership   | 100.000                                    | MetLife, Inc.                              | N                                |    |
| 0241       | MetLife    | 00000             |            |              |     |  | PREFCO XIV Holdings LLC                                  | CT                   | NIA                              | MTL Leasing, LLC   | Ownership   | 100.000                                    | MetLife, Inc.                              | N                                |    |
| 0241       | MetLife    | 00000             |            |              |     |  | PREFCO Fourteen Limited Partnership                      | CT                   | NIA                              | MTL Leasing, LLC   | Ownership   | 99.900                                     | MetLife, Inc.                              | N                                |    |
| 0241       | MetLife    | 00000             |            |              |     |  | PREFCO Fourteen Limited Partnership                      | CT                   | NIA                              | PREFCO XIV Holdings LLC  | Ownership   | 0.100                                      | MetLife, Inc.                              | N                                |    |
| 0241       | MetLife    | 00000             |            |              |     |  | 1320 Venture LLC   | DE                   | NIA                              | MTL Leasing, LLC   | Ownership   | 100.000                                    | MetLife, Inc.                              | N                                |    |
| 0241       | MetLife    | 00000             | 13-3114906 |              |     |  | 1320 GP LLC  | DE                   | NIA                              | MTL Leasing, LLC   | Ownership   | 100.000                                    | MetLife, Inc.                              | N                                |    |
| 0241       | MetLife    | 00000             | 38-3846857 |              |     |  | 1320 Owner LP  | DE                   | NIA                              | 1320 Venture LLC   | Ownership   | 99.900                                     | MetLife, Inc.                              | N                                |    |
| 0241       | MetLife    | 00000             | 38-3846857 |              |     |  | 1320 Owner LP  | DE                   | NIA                              | 1320 GP LLC  | Ownership   | 0.100                                      | MetLife, Inc.                              | N                                |    |
| 0241       | MetLife    | 00000             |            | 3077272      |     |  | MetLife Chile Inversiones Limitada                       | CHL                  | NIA                              | MetLife, Inc.  | Ownership   | 72.351                                     | MetLife, Inc.                              | N                                |    |
| 0241       | MetLife    | 00000             |            | 3077272      |     |  | MetLife Chile Inversiones Limitada                       | CHL                  | NIA                              | Inversiones MetLife Holdco Dos Limitada                              | Ownership   | 2.767                                      | MetLife, Inc.                              | N                                |    |
| 0241       | MetLife    | 00000             |            | 3077272      |     |  | MetLife Chile Inversiones Limitada                       | CHL                  | NIA                              | Natiloportem Holdings, LLC   | Ownership   |  | MetLife, Inc.                              | N                                |    |
| 0241       | MetLife    | 00000             |            | 3077272      |     |  | MetLife Chile Inversiones Limitada                       | CHL                  | NIA                              | American Life Insurance Company                                      | Ownership   | 24.882                                     | MetLife, Inc.                              | N                                |    |
| 0241       | MetLife    | 00000             | 82-2405817 |              |     |  | MetLife Investment Management Holdings, LLC              | DE                   | NIA                              | MetLife, Inc.  | Ownership   | 100.000                                    | MetLife, Inc.                              | N                                |    |
| 0241       | MetLife    | 00000             | 20-8262386 |              |     |  | Logan Circle Partners, L.P.                              | PA                   | NIA                              | MetLife Investment Management Holdings, LLC                          | Ownership   | 100.000                                    | MetLife, Inc.                              | N                                |    |
| 0241       | MetLife    | 00000             | 20-8262288 |              |     |  | Logan Circle Partners GP, LLC                            | PA                   | NIA                              | MetLife Investment Management Holdings, LLC                          | Ownership   | 100.000                                    | MetLife, Inc.                              | N                                |    |
| 0241       | MetLife    | 00000             |            |              |     |  | MetLife Real Estate Lending Manager LLC                  | DE                   | NIA                              | MetLife Investment Management Holdings, LLC                          | Ownership   | 100.000                                    | MetLife, Inc.                              | N                                |    |
| 0241       | MetLife    | 00000             |            |              |     |  | MetLife Real Estate Lending LLC                          | DE                   | NIA                              | MetLife Investment Management Holdings, LLC                          | Ownership   | 100.000                                    | MetLife, Inc.                              | N                                |    |
| 0241       | MetLife    | 00000             | 38-3853223 |              |     |  | Logan Circle Partners I LLC                              | PA                   | NIA                              | Logan Circle Partners, L.P.  | Ownership   | 100.000                                    | MetLife, Inc.                              | N                                |    |
| 0241       | MetLife    | 00000             | 26-0333595 |              |     |  | Logan Circle Partners Investment Management LLC          | DE                   | NIA                              | Logan Circle Partners, L.P.  | Ownership   | 100.000                                    | MetLife, Inc.                              | N                                |    |
| 0241       | MetLife    | 00000             | AA-2280000 | 3179774      |     |  | MetLife Chile Seguros de Vida S.A.                       | CHL                  | IA                               | MetLife Chile Inversiones Limitada                                   | Ownership   | 99.997                                     | MetLife, Inc.                              | N                                |    |
| 0241       | MetLife    | 00000             | AA-2280000 | 3179774      |     |  | MetLife Chile Seguros de Vida S.A.                       | CHL                  | IA                               | International Technical and Advisory Services Limited (USA-Delaware) | Ownership   | 0.003                                      | MetLife, Inc.                              | N                                |    |
| 0241       | MetLife    | 00000             |            |              |     |  | Inversiones MetLife Holdco Tres Limitada (Chile)         | CHL                  | NIA                              | MetLife Chile Inversiones Limitada                                   | Ownership   | 97.130                                     | MetLife, Inc.                              | N                                |    |
| 0241       | MetLife    | 00000             |            |              |     |  | Inversiones MetLife Holdco Tres Limitada (Chile)         | CHL                  | NIA                              | Inversiones MetLife Holdco Dos Limitada                              | Ownership   | 2.870                                      | MetLife, Inc.                              | N                                |    |
| 0241       | MetLife    | 00000             |            |              |     |  | AFP Provida S.A. (Chile)                                 | CHL                  | NIA                              | MetLife Chile Inversiones Limitada                                   | Ownership   | 10.922                                     | MetLife, Inc.                              | N                                |    |
| 0241       | MetLife    | 00000             |            |              |     |  | AFP Provida S.A. (Chile)                                 | CHL                  | NIA                              | Inversiones MetLife Holdco Tres Limitada                             | Ownership   | 42.382                                     | MetLife, Inc.                              | N                                |    |
| 0241       | MetLife    | 00000             |            |              |     |  | AFP Provida S.A. (Chile)                                 | CHL                  | NIA                              | Inversiones MetLife Holdco Dos Limitada                              | Ownership   | 42.382                                     | MetLife, Inc.                              | N                                |    |
| 0241       | MetLife    | 00000             |            | 4255282      |     |  | MetLife Chile Administradora de Mutuos Hipotecarios S.A. | CHL                  | NIA                              | MetLife Chile Seguros de Vida S.A.                                   | Ownership   | 99.900                                     | MetLife, Inc.                              | N                                |    |

Q12.8

**SCHEDULE Y**

**PART 1A - DETAIL OF INSURANCE HOLDING COMPANY SYSTEM**

| 1          | 2          | 3                 | 4          | 5            | 6      | 7  | 8   | 9                    | 10                               | 11   | 12  | 13   | 14   | 15                               | 16 |
|------------|------------|-------------------|------------|--------------|--------|--|---|----------------------|----------------------------------|--|---|--|--|----------------------------------|----|
| Group Code | Group Name | NAIC Company Code | ID Number  | Federal RSSD | CIK    | Name of Securities Exchange if Publicly Traded (U.S. or International) | Names of Parent, Subsidiaries or Affiliates                       | Domiciliary Location | Relationship to Reporting Entity | Directly Controlled by (Name of Entity/Person) | Type of Control (Ownership Board, Management, Attorney-in-Fact, Influence, Other) | If Control is Ownership Provide Percentage | Ultimate Controlling Entity(ies)/Person(s) | Is an SCA Filing Required? (Y/N) | *  |
| 0241       | MetLife    | 00000             |            | 4255282      |        |  | MetLife Chile Administradora de Mutuos Hipotecarios S.A.          | CHL                  | NIA                              | MetLife Chile Inversiones Limitada             | Ownership   | 0.100                                      | MetLife, Inc.                              | N                                |    |
| 0241       | MetLife    | 00000             |            |              |        |  | Provida Internacional S.A. (Chile)                                | CHL                  | NIA                              | AFP Provida S.A.                               | Ownership   | 99.990                                     | MetLife, Inc.                              | N                                |    |
| 0241       | MetLife    | 00000             |            |              |        |  | Provida Internacional S.A. (Chile)                                | CHL                  | NIA                              | MetLife Chile Inversiones Limitada             | Ownership   | 0.010                                      | MetLife, Inc.                              | N                                |    |
| 0241       | MetLife    | 00000             |            |              |        |  | AFP Genesis Administradora de Fondos y Fidecomisos S.A. (Ecuador) | ECU                  | NIA                              | Provida Internacional S.A.                     | Ownership   | 99.900                                     | MetLife, Inc.                              | N                                |    |
| 0241       | MetLife    | 00000             |            |              |        |  | AFP Genesis Administradora de Fondos y Fidecomisos S.A. (Ecuador) | ECU                  | NIA                              | AFP Provida S.A.                               | Ownership   | 0.100                                      | MetLife, Inc.                              | N                                |    |
| 0241       | MetLife    | 00000             |            |              |        |  | MetLife Chile Seguros Generales S.A. (Chile)                      | CHL                  | IA                               | MetLife Chile Inversiones Limitada             | Ownership   | 99.980                                     | MetLife, Inc.                              | N                                |    |
| 0241       | MetLife    | 00000             |            |              |        |  | MetLife Chile Seguros Generales S.A. (Chile)                      | CHL                  | IA                               | Inversiones MetLife Holdco Dos Limitada        | Ownership   | 0.020                                      | MetLife, Inc.                              | N                                |    |
| 0241       | MetLife    | 00000             | 52-1528581 | 3921834      | 727303 |  | SafeGuard Health Enterprises, Inc.                                | DE                   | NIA                              | MetLife, Inc.                                  | Ownership   | 100.000                                    | MetLife, Inc.                              | N                                |    |
| 0241       | MetLife    | 14170             | 33-0733552 |              |        |  | MetLife Health Plans, Inc.  | NJ                   | NIA                              | SafeGuard Health Enterprises, Inc.             | Ownership   | 100.000                                    | MetLife, Inc.                              | N                                |    |
| 0241       | MetLife    | 00000             | 95-2879515 |              |        |  | SafeGuard Health Plans, Inc. (CA)                                 | CA                   | NIA                              | SafeGuard Health Enterprises, Inc.             | Ownership   | 100.000                                    | MetLife, Inc.                              | N                                |    |
| 0241       | MetLife    | 79014             | 33-0515751 |              |        |  | SafeHealth Life Insurance Company                                 | CA                   | NIA                              | SafeGuard Health Enterprises, Inc.             | Ownership   | 100.000                                    | MetLife, Inc.                              | N                                |    |
| 0241       | MetLife    | 52009             | 65-0073323 |              |        |  | SafeGuard Health Plans, Inc. (FL)                                 | FL                   | NIA                              | SafeGuard Health Enterprises, Inc.             | Ownership   | 100.000                                    | MetLife, Inc.                              | N                                |    |
| 0241       | MetLife    | 95051             | 75-2046497 |              |        |  | SafeGuard Health Plans, Inc. (TX)                                 | TX                   | NIA                              | SafeGuard Health Enterprises, Inc.             | Ownership   | 100.000                                    | MetLife, Inc.                              | N                                |    |
| 0241       | MetLife    | 00000             | 98-1099650 |              |        |  | MetLife Global Benefits, Ltd.                                     | CYM                  | IA                               | MetLife, Inc.                                  | Ownership   | 100.000                                    | MetLife, Inc.                              | N                                |    |
| 0241       | MetLife    | 00000             | 36-3665871 | 3165900      |        |  | Cova Life Management Company                                      | DE                   | NIA                              | MetLife, Inc.                                  | Ownership   | 100.000                                    | MetLife, Inc.                              | N                                |    |
| 0241       | MetLife    | 00000             | 20-5707084 | 3817825      |        |  | MetLife Services and Solutions, LLC                               | DE                   | NIA                              | MetLife Group, Inc. (NY)                       | Ownership   | 100.000                                    | MetLife, Inc.                              | N                                |    |
| 0241       | MetLife    | 00000             |            | 3818523      |        |  | MetLife Solutions Pte. Ltd.                                       | SGP                  | NIA                              | MetLife Services and Solutions, LLC            | Ownership   | 100.000                                    | MetLife, Inc.                              | N                                |    |
| 0241       | MetLife    | 00000             | 98-0613376 | 3818550      |        |  | MetLife Global Operations Support Center Private Limited          | IND                  | NIA                              | MetLife Solutions Pte. Ltd.                    | Ownership   | 100.000                                    | MetLife, Inc.                              | N                                |    |
| 0241       | MetLife    | 00000             | 98-0613376 | 3818550      |        |  | MetLife Global Operations Support Center Private Limited          | IND                  | NIA                              | Natiloportem Holdings, LLC                     | Ownership   |  | MetLife, Inc.                              | N                                |    |
| 0241       | MetLife    | 00000             |            | 3818541      |        |  | MetLife Services East Private Limited                             | IND                  | NIA                              | MetLife Solutions Pte. Ltd.                    | Ownership   | 99.990                                     | MetLife, Inc.                              | N                                |    |
| 0241       | MetLife    | 00000             |            | 3818541      |        |  | MetLife Services East Private Limited                             | IND                  | NIA                              | Natiloportem Holdings, LLC                     | Ownership   | 0.010                                      | MetLife, Inc.                              | N                                |    |
| 0241       | MetLife    | 00000             | 22-3805708 | 3302488      |        |  | Newbury Insurance Company, Limited                                | DE                   | IA                               | MetLife, Inc.                                  | Ownership   | 100.000                                    | MetLife, Inc.                              | N                                |    |
| 0241       | MetLife    | 00000             | 13-3179826 | 3219782      |        |  | MetLife Digital Ventures, Inc.                                    | DE                   | NIA                              | MetLife, Inc.                                  | Ownership   | 100.000                                    | MetLife, Inc.                              | N                                |    |
| 0241       | MetLife    | 13626             | 20-5819518 | 3921870      |        |  | MetLife Reinsurance Company of Charleston                         | SC                   | IA                               | MetLife, Inc.                                  | Ownership   | 100.000                                    | MetLife, Inc.                              | N                                |    |
| 0241       | MetLife    | 00000             | 26-6122204 | 4254959      |        |  | MetLife Capital Trust IV  | DE                   | NIA                              | MetLife, Inc.                                  | Ownership   | 100.000                                    | MetLife, Inc.                              | N                                |    |
| 0241       | MetLife    | 00000             | 27-0858844 | 4278786      |        |  | MetLife Home Loans LLC  | DE                   | NIA                              | MetLife, Inc.                                  | Ownership   | 100.000                                    | MetLife, Inc.                              | N                                |    |
| 0241       | MetLife    | 00000             | 75-2417735 | 2602211      |        |  | Federal Flood Certification LLC                                   | TX                   | NIA                              | MetLife, Inc.                                  | Ownership   | 100.000                                    | MetLife, Inc.                              | N                                |    |
| 0241       | MetLife    | 00000             | 55-0790010 | 3165807      |        |  | MetLife Group, Inc.   | NY                   | NIA                              | MetLife, Inc.                                  | Ownership   | 100.000                                    | MetLife, Inc.                              | N                                |    |
| 0241       | MetLife    | 00000             | 13-4075851 | 3576355      |        |  | MetLife Investment Advisors, LLC                                  | DE                   | NIA                              | MetLife, Inc.                                  | Ownership   | 100.000                                    | MetLife, Inc.                              | N                                |    |
| 0241       | MetLife    | 00000             |            |              |        |  | MLIA SBAF Manager, LLC (DE)                                       | DE                   | NIA                              | MetLife Investment Advisors, LLC               | Ownership   | 100.000                                    | MetLife, Inc.                              | N                                |    |

Q12.9

**SCHEDULE Y**

**PART 1A - DETAIL OF INSURANCE HOLDING COMPANY SYSTEM**

| 1          | 2          | 3                 | 4          | 5            | 6   | 7  | 8  | 9                    | 10                               | 11  | 12  | 13   | 14   | 15                               | 16 |
|------------|------------|-------------------|------------|--------------|-----|--|--|----------------------|----------------------------------|---|---|--|--|----------------------------------|----|
| Group Code | Group Name | NAIC Company Code | ID Number  | Federal RSSD | CIK | Name of Securities Exchange if Publicly Traded (U.S. or International) | Names of Parent, Subsidiaries or Affiliates              | Domiciliary Location | Relationship to Reporting Entity | Directly Controlled by (Name of Entity/Person)                  | Type of Control (Ownership Board, Management, Attorney-in-Fact, Influence, Other) | If Control is Ownership Provide Percentage | Ultimate Controlling Entity(ies)/Person(s) | Is an SCA Filing Required? (Y/N) | *  |
| 0241       | MetLife    | 00000             |            |              |     |  | MetLife Middle Market Private Debt GP, LLC (DE)          | DE                   | NIA                              | MetLife Investment Advisors, LLC                                | Ownership   | 100.000                                    | MetLife, Inc.                              | N                                |    |
| 0241       | MetLife    | 00000             |            |              |     |  | MetLife Middle Market Private Debt Parallel GP, LLC (DE) | DE                   | NIA                              | MetLife Investment Advisors, LLC                                | Ownership   | 100.000                                    | MetLife, Inc.                              | N                                |    |
| 0241       | MetLife    | 00000             | 20-4607161 |              |     |  | MetLife European Holdings, LLC                           | DE                   | NIA                              | MetLife, Inc.   | Ownership   | 100.000                                    | MetLife, Inc.                              | N                                |    |
| 0241       | MetLife    | 00000             |            |              |     |  | MetLife Core Property Fund GP, LLC                       | DE                   | NIA                              | MetLife Investment Advisors, LLC                                | Ownership   | 100.000                                    | MetLife, Inc.                              | N                                |    |
| 0241       | MetLife    | 00000             | 80-0946518 |              |     |  | MetLife Core Property Fund, LP                           | DE                   | NIA                              | Metropolitan Life Insurance Company                             | Ownership   | 20.060                                     | MetLife, Inc.                              | N                                |    |
| 0241       | MetLife    | 00000             | 80-0946518 |              |     |  | MetLife Core Property Fund, LP                           | DE                   | NIA                              | Metropolitan Life Insurance Company (on behalf of Sep Acct 746) | Ownership   | 3.240                                      | MetLife, Inc.                              | N                                |    |
| 0241       | MetLife    | 00000             | 80-0946518 |              |     |  | MetLife Core Property Fund, LP                           | DE                   | NIA                              | MetLife Insurance Company of Korea, Limited                     | Ownership   | 2.910                                      | MetLife, Inc.                              | N                                |    |
| 0241       | MetLife    | 00000             | 80-0946518 |              |     |  | MetLife Core Property Fund, LP                           | DE                   | NIA                              | Metropolitan Tower Life Insurance Company                       | Ownership   | 0.070                                      | MetLife, Inc.                              | N                                |    |
| 0241       | MetLife    | 00000             | 80-0947139 |              |     |  | MetLife Core Property REIT, LLC                          | DE                   | NIA                              | MetLife Core Property Fund, LP                                  | Ownership   | 100.000                                    | MetLife, Inc.                              | N                                |    |
| 0241       | MetLife    | 00000             | 46-3934926 |              |     |  | MetLife Core Property Holdings, LLC                      | DE                   | NIA                              | MetLife Core Property REIT, LLC                                 | Ownership   | 100.000                                    | MetLife, Inc.                              | N                                |    |
| 0241       | MetLife    | 00000             |            |              |     |  | MCP Property Management LLC (DE)                         | DE                   | NIA                              | MetLife Core Property Holdings, LLC                             | Ownership   | 100.000                                    | MetLife, Inc.                              | N                                |    |
| 0241       | MetLife    | 00000             |            |              |     |  | MCP Core Property TRS, LLC (DE)                          | DE                   | NIA                              | MetLife Core Property Holdings, LLC                             | Ownership   | 100.000                                    | MetLife, Inc.                              | N                                |    |
| 0241       | MetLife    | 00000             | 13-4075851 |              |     |  | MetLife Commercial Mortgage Income Fund GP, LLC          | DE                   | NIA                              | MetLife Investment Advisors, LLC                                | Ownership   | 100.000                                    | MetLife, Inc.                              | N                                |    |
| 0241       | MetLife    | 00000             | 47-2630137 |              |     |  | MetLife Commercial Mortgage Income Fund LP               | DE                   | NIA                              | Metropolitan Life Insurance Company                             | Ownership   | 33.200                                     | MetLife, Inc.                              | N                                |    |
| 0241       | MetLife    | 00000             | 47-2630137 |              |     |  | MetLife Commercial Mortgage Income Fund LP               | DE                   | NIA                              | MetLife Insurance Company of Korea, Limited                     | Ownership   | 2.960                                      | MetLife, Inc.                              | N                                |    |
| 0241       | MetLife    | 00000             | 47-2630137 |              |     |  | MetLife Commercial Mortgage Income Fund LP               | DE                   | NIA                              | MetLife Limited   | Ownership   | 3.540                                      | MetLife, Inc.                              | N                                |    |
| 0241       | MetLife    | 00000             | 47-2630137 |              |     |  | MetLife Commercial Mortgage Income Fund LP               | DE                   | NIA                              | Metropolitan Life Insurance Company of Hong Kong Limited        | Ownership   | 0.410                                      | MetLife, Inc.                              | N                                |    |
| 0241       | MetLife    | 00000             | 47-2688528 |              |     |  | MetLife Commercial Mortgage REIT, LLC                    | DE                   | NIA                              | MetLife Commercial Mortgage Income Fund, LP                     | Ownership   | 100.000                                    | MetLife, Inc.                              | N                                |    |
| 0241       | MetLife    | 00000             | 47-2703778 |              |     |  | MetLife Commercial Mortgage Originator, LLC              | DE                   | NIA                              | MetLife Commercial Mortgage REIT, LLC                           | Ownership   | 100.000                                    | MetLife, Inc.                              | N                                |    |
| 0241       | MetLife    | 00000             | 47-5495603 |              |     |  | MCMIF Holdco I, LLC                                      | DE                   | NIA                              | MetLife Commercial Mortgage Originator, LLC                     | Ownership   | 100.000                                    | MetLife, Inc.                              | N                                |    |
| 0241       | MetLife    | 00000             |            |              |     |  | MCMIF Holdco II, LLC                                     | DE                   | NIA                              | MetLife Commercial Mortgage Originator, LLC                     | Ownership   | 100.000                                    | MetLife, Inc.                              | N                                |    |
| 0241       | MetLife    | 00000             |            |              |     |  | MetLife International PE Fund I, LP                      | CYM                  | NIA                              | MetLife Insurance K.K. (Japan)                                  | Ownership   | 92.593                                     | MetLife, Inc.                              | N                                |    |
| 0241       | MetLife    | 00000             |            |              |     |  | MetLife International PE Fund I, LP                      | CYM                  | NIA                              | Metropolitan Life Insurance Company of Hong Kong Limited        | Ownership   | 0.576                                      | MetLife, Inc.                              | N                                |    |
| 0241       | MetLife    | 00000             |            |              |     |  | MetLife International PE Fund I, LP                      | CYM                  | NIA                              | MetLife Limited (Hong Kong)                                     | Ownership   | 2.716                                      | MetLife, Inc.                              | N                                |    |
| 0241       | MetLife    | 00000             |            |              |     |  | MetLife International PE Fund I, LP                      | CYM                  | NIA                              | MetLife Mexico S.A.   | Ownership   | 4.115                                      | MetLife, Inc.                              | N                                |    |
| 0241       | MetLife    | 00000             |            |              |     |  | MetLife Alternatives GP, LLC                             | DE                   | NIA                              | MetLife Investment Advisors, LLC                                | Ownership   | 100.000                                    | MetLife, Inc.                              | N                                |    |
| 0241       | MetLife    | 00000             | 98-1150291 |              |     |  | MetLife International HF Partners, LP                    | CYM                  | NIA                              | MetLife Insurance K.K. (Japan)                                  | Ownership   | 88.220                                     | MetLife, Inc.                              | N                                |    |

Q12.10



**SCHEDULE Y**

**PART 1A - DETAIL OF INSURANCE HOLDING COMPANY SYSTEM**

| 1          | 2          | 3                 | 4          | 5            | 6   | 7  | 8   | 9                    | 10                               | 11   | 12  | 13   | 14   | 15                               | 16 |
|------------|------------|-------------------|------------|--------------|-----|--|---|----------------------|----------------------------------|--|---|--|--|----------------------------------|----|
| Group Code | Group Name | NAIC Company Code | ID Number  | Federal RSSD | CIK | Name of Securities Exchange if Publicly Traded (U.S. or International) | Names of Parent, Subsidiaries or Affiliates | Domiciliary Location | Relationship to Reporting Entity | Directly Controlled by (Name of Entity/Person)           | Type of Control (Ownership Board, Management, Attorney-in-Fact, Influence, Other) | If Control is Ownership Provide Percentage | Ultimate Controlling Entity(ies)/Person(s) | Is an SCA Filing Required? (Y/N) | *  |
| 0241       | MetLife    | 00000             | 98-1150291 |              |     |  | MetLife International HF Partners, LP       | CYM                  | NIA                              | MetLife Insurance Company of Korea, Limited              | Ownership   | 9.470                                      | MetLife, Inc.                              | N                                |    |
| 0241       | MetLife    | 00000             | 98-1150291 |              |     |  | MetLife International HF Partners, LP       | CYM                  | NIA                              | MetLife Limited (Hong Kong)                              | Ownership   | 2.290                                      | MetLife, Inc.                              | N                                |    |
| 0241       | MetLife    | 00000             | 98-1150291 |              |     |  | MetLife International HF Partners, LP       | CYM                  | NIA                              | MetLife Alternatives GP, LLC                             | Ownership   | 0.020                                      | MetLife, Inc.                              | N                                |    |
| 0241       | MetLife    | 00000             | 98-1162663 |              |     |  | MetLife International PE Fund II, LP        | CYM                  | NIA                              | MetLife Insurance K.K. (Japan)                           | Ownership   | 94.540                                     | MetLife, Inc.                              | N                                |    |
| 0241       | MetLife    | 00000             | 98-1162663 |              |     |  | MetLife International PE Fund II, LP        | CYM                  | NIA                              | MetLife Limited (Hong Kong)                              | Ownership   | 2.770                                      | MetLife, Inc.                              | N                                |    |
| 0241       | MetLife    | 00000             | 98-1162663 |              |     |  | MetLife International PE Fund II, LP        | CYM                  | NIA                              | MetLife Mexico S.A.                                      | Ownership   | 2.100                                      | MetLife, Inc.                              | N                                |    |
| 0241       | MetLife    | 00000             | 98-1162663 |              |     |  | MetLife International PE Fund II, LP        | CYM                  | NIA                              | Metropolitan Life Insurance Company of Hong Kong Limited | Ownership   | 0.590                                      | MetLife, Inc.                              | N                                |    |
| 0241       | MetLife    | 00000             | 98-1226825 |              |     |  | MetLife International PE Fund III, LP       | CYM                  | NIA                              | MetLife Insurance K.K. (Japan)                           | Ownership   | 88.930                                     | MetLife, Inc.                              | N                                |    |
| 0241       | MetLife    | 00000             | 98-1226825 |              |     |  | MetLife International PE Fund III, LP       | CYM                  | NIA                              | MetLife Insurance Company of Korea, Limited              | Ownership   | 7.910                                      | MetLife, Inc.                              | N                                |    |
| 0241       | MetLife    | 00000             | 98-1226825 |              |     |  | MetLife International PE Fund III, LP       | CYM                  | NIA                              | Metropolitan Life Insurance Company of Hong Kong Limited | Ownership   | 0.550                                      | MetLife, Inc.                              | N                                |    |
| 0241       | MetLife    | 00000             | 98-1226825 |              |     |  | MetLife International PE Fund III, LP       | CYM                  | NIA                              | MetLife Limited (Hong Kong)                              | Ownership   | 2.610                                      | MetLife, Inc.                              | N                                |    |
| 0241       | MetLife    | 00000             | 98-1277596 |              |     |  | MetLife International PE Fund IV, LP        | CYM                  | NIA                              | MetLife Insurance K.K. (Japan)                           | Ownership   | 94.700                                     | MetLife, Inc.                              | N                                |    |
| 0241       | MetLife    | 00000             | 98-1277596 |              |     |  | MetLife International PE Fund IV, LP        | CYM                  | NIA                              | MetLife Insurance Company of Korea, Limited              | Ownership   | 3.790                                      | MetLife, Inc.                              | N                                |    |
| 0241       | MetLife    | 00000             | 98-1277596 |              |     |  | MetLife International PE Fund IV, LP        | CYM                  | NIA                              | MetLife Limited (Hong Kong)                              | Ownership   | 1.510                                      | MetLife, Inc.                              | N                                |    |
| 0241       | MetLife    | 00000             |            |              |     |  | MetLife International PE Fund V, LP         | CYM                  | NIA                              | MetLife Insurance K.K. (Japan)                           | Ownership   | 81.699                                     | MetLife, Inc.                              | N                                |    |
| 0241       | MetLife    | 00000             |            |              |     |  | MetLife International PE Fund V, LP         | CYM                  | NIA                              | MetLife Insurance Company of Korea, Limited              | Ownership   | 3.268                                      | MetLife, Inc.                              | N                                |    |
| 0241       | MetLife    | 00000             |            |              |     |  | MetLife International PE Fund V, LP         | CYM                  | NIA                              | MetLife Limited (Hong Kong)                              | Ownership   | 15.033                                     | MetLife, Inc.                              | N                                |    |
| 0241       | MetLife    | 00000             |            |              |     |  | MetLife International PE Fund VI, LP        | CYM                  | NIA                              | MetLife Insurance K.K. (Japan)                           | Ownership   | 95.652                                     | MetLife, Inc.                              | N                                |    |
| 0241       | MetLife    | 00000             |            |              |     |  | MetLife International PE Fund VI, LP        | CYM                  | NIA                              | MetLife Insurance Company of Korea, Limited              | Ownership   | 4.348                                      | MetLife, Inc.                              | N                                |    |
| 0241       | MetLife    | 00000             |            |              |     |  | MetLife Loan Asset Management, LLC          | DE                   | NIA                              | MetLife Investment Advisors, LLC                         | Ownership   | 100.000                                    | MetLife, Inc.                              | N                                |    |
| 0241       | MetLife    | 00000             | 46-4140926 |              |     |  | MIM Property Management, LLC                | DE                   | NIA                              | MetLife Investment Advisors, LLC                         | Ownership   | 100.000                                    | MetLife, Inc.                              | N                                |    |
| 0241       | MetLife    | 00000             |            |              |     |  | MIM Property Management of Georgia 1, LLC   | DE                   | NIA                              | MIM Property Management, LLC                             | Ownership   | 100.000                                    | MetLife, Inc.                              | N                                |    |
| 0241       | MetLife    | 13092             | 26-1511401 | 4300892      |     |  | MetLife Reinsurance Company of Vermont      | VT                   | IA                               | MetLife, Inc.  | Ownership   | 100.000                                    | MetLife, Inc.                              | N                                |    |
| 0241       | MetLife    | 62634             | 51-0104167 | 4255107      |     |  | Delaware American Life Insurance Company    | DE                   | IA                               | MetLife, Inc.  | Ownership   | 100.000                                    | MetLife, Inc.                              | N                                |    |
| 0241       | MetLife    | 00000             | 27-1206753 |              |     |  | MetLife Consumer Services, Inc.             | DE                   | NIA                              | MetLife, Inc.  | Ownership   | 100.000                                    | MetLife, Inc.                              | N                                |    |
| 0241       | MetLife    | 00000             | 81-2253384 |              |     |  | MetLife Insurance Brokerage, Inc.           | NY                   | NIA                              | MetLife, Inc.  | Ownership   | 100.000                                    | MetLife, Inc.                              | N                                |    |
| 0241       | MetLife    | 60690             | 98-0000065 | 4247326      |     |  | American Life Insurance Company             | DE                   | IA                               | MetLife, Inc.  | Ownership   | 100.000                                    | MetLife, Inc.                              | N                                |    |
| 0241       | MetLife    | 00000             | AA-1580066 |              |     |  | MetLife Insurance K.K. (Japan)              | JPN                  | IA                               | American Life Insurance Company                          | Ownership   | 100.000                                    | MetLife, Inc.                              | N                                |    |
| 0241       | MetLife    | 00000             |            | 4255330      |     |  | Communication One Kabushiki Kaisha (Japan)  | JPN                  | NIA                              | MetLife Insurance K.K. (Japan)                           | Ownership   | 100.000                                    | MetLife, Inc.                              | N                                |    |
| 0241       | MetLife    | 00000             |            | 4250018      |     |  | MetLife Life Insurance Company (Egypt)      | EGY                  | IA                               | MetLife Global Holding Company I GmbH (Swiss)            | Ownership   | 84.125                                     | MetLife, Inc.                              | N                                |    |
| 0241       | MetLife    | 00000             | AA-1860015 |              |     |  | MetLife Emeklilik ve Hayat A.S. (Turkey)    | TUR                  | IA                               | MetLife Global Holding Company II GmbH (Swiss)           | Ownership   | 99.980                                     | MetLife, Inc.                              | N                                |    |
| 0241       | MetLife    | 00000             |            |              |     |  | MetLife Life Insurance S.A. (Greece)        | GRC                  | IA                               | MetLife EU Holding Company Limited (Ireland)             | Ownership   | 100.000                                    | MetLife, Inc.                              | N                                |    |

Q12.11

**SCHEDULE Y**

**PART 1A - DETAIL OF INSURANCE HOLDING COMPANY SYSTEM**

| 1          | 2            | 3                 | 4            | 5            | 6   | 7  | 8   | 9                    | 10                               | 11   | 12  | 13   | 14   | 15                               | 16 |
|------------|--------------|-------------------|--------------|--------------|-----|--|---|----------------------|----------------------------------|--|---|--|--|----------------------------------|----|
| Group Code | Group Name   | NAIC Company Code | ID Number    | Federal RSSD | CIK | Name of Securities Exchange if Publicly Traded (U.S. or International) | Names of Parent, Subsidiaries or Affiliates   | Domiciliary Location | Relationship to Reporting Entity | Directly Controlled by (Name of Entity/Person)                       | Type of Control (Ownership Board, Management, Attorney-in-Fact, Influence, Other) | If Control is Ownership Provide Percentage | Ultimate Controlling Entity(ies)/Person(s) | Is an SCA Filing Required? (Y/N) | *  |
| 0241       | MetLife..... | 00000...          |              | 4255349      |     |  | MetLife Mutual Fund Company (Greece).....   | GRC.....             | NIA.....                         | MetLife Life Insurance Company S.A.....                              | Ownership.....  | 90.000                                     | MetLife, Inc.....                          | N.....                           |    |
| 0241       | MetLife..... | 00000...          |              | 4304032      |     |  | International Investment Holding Company Limited (Russia)                                 | RUS.....             | NIA.....                         | American Life Insurance Company .....                                | Ownership.....  | 100.000                                    | MetLife, Inc.....                          | N.....                           |    |
| 0241       | MetLife..... | 00000...          |              |              |     |  | MetLife American International Group and Arab National Bank Cooperative Insurance Company | SAU.....             | IA.....                          | American Life Insurance Company .....                                | Ownership.....  | 30.000                                     | MetLife, Inc.....                          | N.....                           |    |
| 0241       | MetLife..... | 00000...          |              | 4250072      |     |  | PJSC MetLife (Ukraine).....   | UKR.....             | IA.....                          | MetLife Global Holding Company II GmbH (Swiss)                       | Ownership.....  | 99.999                                     | MetLife, Inc.....                          | N.....                           |    |
| 0241       | MetLife..... | 00000...          |              | 4250072      |     |  | PJSC MetLife (Ukraine).....   | UKR.....             | IA.....                          | International Technical and Advisory Services Limited (USA-Delaware) | Ownership.....  | 0.001                                      | MetLife, Inc.....                          | N.....                           |    |
| 0241       | MetLife..... | 00000...          |              | 4250072      |     |  | PJSC MetLife (Ukraine).....   | UKR.....             | IA.....                          | Borderland Investments Limited (USA-Delaware)                        | Ownership.....  | 0.001                                      | MetLife, Inc.....                          | N.....                           |    |
| 0241       | MetLife..... | 00000...          |              |              |     |  | MetLife Innovation Centre Limited.....  | IRL.....             | NIA.....                         | MetLife Global Holding Company II GmbH (Swiss)                       | Ownership.....  | 99.999                                     | MetLife, Inc.....                          | N.....                           |    |
| 0241       | MetLife..... | 00000...          | 51-0205283.. |              |     |  | International Technical and Advisory Services Limited (USA-Delaware)                      | DE.....              | NIA.....                         | American Life Insurance Company .....                                | Ownership.....  | 100.000                                    | MetLife, Inc.....                          | Y.....                           |    |
| 0241       | MetLife..... | 00000...          | 02-0649743.. |              |     |  | Borderland Investments Limited (USA-Delaware)   | DE.....              | NIA.....                         | American Life Insurance Company .....                                | Ownership.....  | 100.000                                    | MetLife, Inc.....                          | Y.....                           |    |
| 0241       | MetLife..... | 00000...          |              |              |     |  | ALICO Hellas Single Member Limited Liability Company (Greece)                             | GRC.....             | NIA.....                         | Borderland Investments Limited (USA-Delaware)                        | Ownership.....  | 100.000                                    | MetLife, Inc.....                          | N.....                           |    |
| 0241       | MetLife..... | 00000...          |              |              |     |  | MetLife Asset Management Corp. (Japan).....   | JPN.....             | NIA.....                         | ALICO Operations, LLC (DE).....                                      | Ownership.....  | 100.000                                    | MetLife, Inc.....                          | N.....                           |    |
| 0241       | MetLife..... | 00000...          |              | 4249311      |     |  | MetLife Mas, S.A. de C.V (Mexico).....  | MEX.....             | IA.....                          | MetLife International Holdings, LLC.....                             | Ownership.....  | 100.000                                    | MetLife, Inc.....                          | N.....                           |    |
| 0241       | MetLife..... | 00000...          |              | 4249311      |     |  | MetLife Mas, S.A. de C.V (Mexico).....  | MEX.....             | IA.....                          | International Technical and Advisory Services Limited (USA-Delaware) | Ownership.....  |  | MetLife, Inc.....                          | N.....                           |    |
| 0241       | MetLife..... | 00000...          |              | 4251293      |     |  | MetLife Seguros S.A. (Uruguay).....   | URY.....             | IA.....                          | ALICO Operations, LLC (DE).....                                      | Ownership.....  | 100.000                                    | MetLife, Inc.....                          | N.....                           |    |
| 0241       | MetLife..... | 00000...          |              |              |     |  | MetLife Colombia Seguros de Vida S.A. (Columbia)  | COL.....             | IA.....                          | MetLife Global Holding Company II GmbH (Swiss)                       | Ownership.....  | 90.000                                     | MetLife, Inc.....                          | N.....                           |    |
| 0241       | MetLife..... | 00000...          |              |              |     |  | MetLife Colombia Seguros de Vida S.A. (Columbia)  | COL.....             | IA.....                          | MetLife Global Holding Company I GmbH (Swiss)                        | Ownership.....  | 10.000                                     | MetLife, Inc.....                          | N.....                           |    |
| 0241       | MetLife..... | 00000...          |              |              |     |  | MetLife Colombia Seguros de Vida S.A. (Columbia)  | COL.....             | IA.....                          | International Technical and Advisory Services Limited (USA-Delaware) | Ownership.....  |  | MetLife, Inc.....                          | N.....                           |    |
| 0241       | MetLife..... | 00000...          |              |              |     |  | MetLife Colombia Seguros de Vida S.A. (Columbia)  | COL.....             | IA.....                          | Borderland Investments Limited (USA-Delaware)                        | Ownership.....  |  | MetLife, Inc.....                          | N.....                           |    |
| 0241       | MetLife..... | 00000...          |              |              |     |  | MetLife Colombia Seguros de Vida S.A. (Columbia)  | COL.....             | IA.....                          | Natloportem Holdings, LLC.....                                       | Ownership.....  |  | MetLife, Inc.....                          | N.....                           |    |
| 0241       | MetLife..... | 00000...          |              | 4254445      |     |  | MetLife Latin America Asesorias e Inversiones Limitada (Chile)                            | CHL.....             | NIA.....                         | MetLife Investment Management Holdings (Ireland) Limited             | Ownership.....  | 99.990                                     | MetLife, Inc.....                          | N.....                           |    |

Q12.12

**SCHEDULE Y**

**PART 1A - DETAIL OF INSURANCE HOLDING COMPANY SYSTEM**

| 1          | 2          | 3                 | 4          | 5            | 6   | 7  | 8  | 9                    | 10                               | 11   | 12  | 13   | 14   | 15                               | 16 |
|------------|------------|-------------------|------------|--------------|-----|--|--|----------------------|----------------------------------|--|---|--|--|----------------------------------|----|
| Group Code | Group Name | NAIC Company Code | ID Number  | Federal RSSD | CIK | Name of Securities Exchange if Publicly Traded (U.S. or International) | Names of Parent, Subsidiaries or Affiliates                    | Domiciliary Location | Relationship to Reporting Entity | Directly Controlled by (Name of Entity/Person)           | Type of Control (Ownership Board, Management, Attorney-in-Fact, Influence, Other) | If Control is Ownership Provide Percentage | Ultimate Controlling Entity(ies)/Person(s) | Is an SCA Filing Required? (Y/N) | *  |
| 0241       | MetLife    | 00000             |            | 4254445      |     |  | MetLife Latin America Asesorias e Inversiones Limitada (Chile) | CHL                  | NIA                              | MetLife Global Holding Company II GmbH (Swiss)           | Ownership   | 0.010                                      | MetLife, Inc.                              | N                                |    |
| 0241       | MetLife    | 00000             |            | 4275534      |     |  | MetLife Investments Asia Limited (Hong Kong)                   | HKG                  | NIA                              | MetLife Investment Management Holdings (Ireland) Limited | Ownership   | 100.000                                    | MetLife, Inc.                              | N                                |    |
| 0241       | MetLife    | 00000             |            | 4254427      |     |  | MetLife Investments Limited (UK)                               | GBR                  | NIA                              | MetLife Investment Management Holdings (Ireland) Limited | Ownership   | 99.900                                     | MetLife, Inc.                              | N                                |    |
| 0241       | MetLife    | 00000             |            | 4254427      |     |  | MetLife Investments Limited (UK)                               | GBR                  | NIA                              | MetLife Global Holding Company II GmbH (Swiss)           | Ownership   | 0.100                                      | MetLife, Inc.                              | N                                |    |
| 0241       | MetLife    | 00000             | 13-3912049 |              |     |  | ALICO Properties, Inc. (USA-Delaware)                          | DE                   | NIA                              | American Life Insurance Company                          | Ownership   | 51.000                                     | MetLife, Inc.                              | Y                                |    |
| 0241       | MetLife    | 00000             | 13-3919049 |              |     |  | Global Properties, Inc. (USA-Delaware)                         | DE                   | NIA                              | ALICO Properties, Inc.                                   | Ownership   | 100.000                                    | MetLife, Inc.                              | N                                |    |
| 0241       | MetLife    | 00000             |            |              |     |  | MetLife Global Holding Company I GmbH (Swiss)                  | CHE                  | NIA                              | American Life Insurance Company                          | Ownership   | 100.000                                    | MetLife, Inc.                              | N                                |    |
| 0241       | MetLife    | 00000             |            |              |     |  | MetLife Global Holding Company II GmbH (Swiss)                 | CHE                  | NIA                              | MetLife Global Holding Company I GmbH (Swiss)            | Ownership   | 100.000                                    | MetLife, Inc.                              | N                                |    |
| 0241       | MetLife    | 00000             |            |              |     |  | MetLife Investment Management Holdings (Ireland) Limited       | IRL                  | NIA                              | MetLife Global Holding Company II GmbH (Swiss)           | Ownership   | 100.000                                    | MetLife, Inc.                              | N                                |    |
| 0241       | MetLife    | 00000             |            |              |     |  | MetLife Syndicated Bank Loan Lux GP, S.à.r.l.                  | LUX                  | NIA                              | MetLife Investment Management Holdings (Ireland) Limited | Ownership   | 100.000                                    | MetLife, Inc.                              | N                                |    |
| 0241       | MetLife    | 00000             | 98-1372544 |              |     |  | MetLife BL Feeder (Cayman), LP                                 | CYM                  | NIA                              | MetLife Syndicated Bank Loan Lux GP, S.à.r.l.            | Ownership   | 100.000                                    | MetLife, Inc.                              | N                                |    |
| 0241       | MetLife    | 00000             | 82-3255634 |              |     |  | MetLife BL Feeder, LP  | DE                   | NIA                              | MetLife Syndicated Bank Loan Lux GP, S.à.r.l.            | Ownership   | 100.000                                    | MetLife, Inc.                              | N                                |    |
| 0241       | MetLife    | 00000             | 98-1372721 |              |     |  | MetLife Syndicated Bank Loan Fund, SCSp (Luxembourg)           | LUX                  | NIA                              | MetLife Syndicated Bank Loan Lux GP, S.à.r.l.            | Ownership   | 100.000                                    | MetLife, Inc.                              | N                                |    |
| 0241       | MetLife    | 00000             | 30-0615846 |              |     |  | ALICO Operations, LLC (DE)                                     | DE                   | NIA                              | MetLife Global Holding Company II GmbH (Swiss)           | Ownership   | 100.000                                    | MetLife, Inc.                              | N                                |    |
| 0241       | MetLife    | 00000             |            |              |     |  | MetLife EU Holding Company Limited (Ireland)                   | IRL                  | NIA                              | MetLife Global Holding Company II GmbH (Swiss)           | Ownership   | 100.000                                    | MetLife, Inc.                              | N                                |    |
| 0241       | MetLife    | 00000             | 98-0552186 | 4249302      |     |  | ALICO European Holding Limited (Ireland)                       | IRL                  | NIA                              | MetLife Global Holding Company II GmbH (Swiss)           | Ownership   | 100.000                                    | MetLife, Inc.                              | N                                |    |
| 0241       | MetLife    | 00000             | AA-1780108 |              |     |  | MetLife Europe d.a.c.  | IRL                  | IA                               | MetLife EU Holding Company Limited (Ireland)             | Ownership   | 100.000                                    | MetLife, Inc.                              | N                                |    |
| 0241       | MetLife    | 00000             |            |              |     |  | MetLife Services EOOD (Bulgaria)                               | BGR                  | NIA                              | MetLife EU Holding Company Limited (Ireland)             | Ownership   | 100.000                                    | MetLife, Inc.                              | N                                |    |
| 0241       | MetLife    | 00000             |            |              |     |  | MetLife Pension Trustees Limited (UK)                          | GBR                  | IA                               | MetLife Europe d.a.c.                                    | Ownership   | 100.000                                    | MetLife, Inc.                              | N                                |    |
| 0241       | MetLife    | 00000             |            | 4255367      |     |  | First American-Hungarian Insurance Agency Limited (Hungary)    | HUN                  | IA                               | MetLife EU Holding Company Limited (Ireland)             | Ownership   | 100.000                                    | MetLife, Inc.                              | N                                |    |

Q12.13

**SCHEDULE Y**

**PART 1A - DETAIL OF INSURANCE HOLDING COMPANY SYSTEM**

| 1          | 2            | 3                 | 4           | 5            | 6   | 7  | 8   | 9                    | 10                               | 11   | 12  | 13   | 14   | 15                               | 16 |
|------------|--------------|-------------------|-------------|--------------|-----|--|---|----------------------|----------------------------------|--|---|--|--|----------------------------------|----|
| Group Code | Group Name   | NAIC Company Code | ID Number   | Federal RSSD | CIK | Name of Securities Exchange if Publicly Traded (U.S. or International) | Names of Parent, Subsidiaries or Affiliates   | Domiciliary Location | Relationship to Reporting Entity | Directly Controlled by (Name of Entity/Person)                       | Type of Control (Ownership Board, Management, Attorney-in-Fact, Influence, Other) | If Control is Ownership Provide Percentage | Ultimate Controlling Entity(ies)/Person(s) | Is an SCA Filing Required? (Y/N) | *  |
| 0241       | MetLife..... | 00000.....        |             | 4258407      |     |  | MetLife Solutions S.A.S. (France).....  | FRA.....             | NIA.....                         | MetLife EU Holding Company Limited (Ireland)                         | Ownership.....  | ...100.000                                 | MetLife, Inc.....                          | .....N.....                      |    |
| 0241       | MetLife..... | 00000.....        |             |              |     |  | MetLife Asia Holding Company Pte. Ltd. ....   | SGP.....             | NIA.....                         | MetLife Global Holding Company II GmbH (Swiss)                       | Ownership.....  | ...100.000                                 | MetLife, Inc.....                          | .....N.....                      |    |
| 0241       | MetLife..... | 00000.....        |             |              |     |  | MetLife Innovation Centre Pte. Ltd. ....  | SGP.....             | NIA.....                         | MetLife Asia Holding Company Pte. Ltd. ....                          | Ownership.....  | ...100.000                                 | MetLife, Inc.....                          | .....N.....                      |    |
| 0241       | MetLife..... | 00000.....        |             |              |     |  | MetLife Reinsurance Company of Bermuda Ltd.   | BMU.....             | IA.....                          | MetLife Global Holding Company II GmbH (Swiss)                       | Ownership.....  | ...100.000                                 | MetLife, Inc.....                          | .....N.....                      |    |
| 0241       | MetLife..... | 00000.....        |             |              |     |  | MetLife Investment Management Limited (UK).   | GBR.....             | NIA.....                         | MetLife Global Holding Company II GmbH (Swiss)                       | Ownership.....  | ...100.000                                 | MetLife, Inc.....                          | .....N.....                      |    |
| 0241       | MetLife..... | 00000.....        |             | 4255246      |     |  | Metropolitan Life Societate de Administrare a unui Fond de Pensii Administrat Privat S.A. (Romania) | ROU.....             | IA.....                          | MetLife EU Holding Company Limited (Ireland)                         | Ownership.....  | ....99.984                                 | MetLife, Inc.....                          | .....N.....                      |    |
| 0241       | MetLife..... | 00000.....        |             | 4255246      |     |  | Metropolitan Life Societate de Administrare a unui Fond de Pensii Administrat Privat S.A. (Romania) | ROU.....             | IA.....                          | MetLife Services Sp. z o.o.....                                      | Ownership.....  | .....0.016                                 | MetLife, Inc.....                          | .....N.....                      |    |
| 0241       | MetLife..... | 00000.....        |             | 4249469      |     |  | Closed Joint-stock Company Master-D (Russia)  | RUS.....             | NIA.....                         | ALICO European Holding Limited (Ireland)....                         | Ownership.....  | ...100.000                                 | MetLife, Inc.....                          | .....N.....                      |    |
| 0241       | MetLife..... | 00000.....        |             | 4249991      |     |  | Joint-Stock Company MetLife Insurance Company (Russia)  | RUS.....             | IA.....                          | MetLife Global Holding Company II GmbH (Swiss)                       | Ownership.....  | ....49.000                                 | MetLife, Inc.....                          | .....N.....                      |    |
| 0241       | MetLife..... | 00000.....        |             | 4249991      |     |  | Joint-Stock Company MetLife Insurance Company (Russia)  | RUS.....             | IA.....                          | Closed Joint-stock Company Master-D (Russia)                         | Ownership.....  | ....51.000                                 | MetLife, Inc.....                          | .....N.....                      |    |
| 0241       | MetLife..... | 00000.....        |             | 4255198      |     |  | MetLife Slovakia s.r.o.....   | SVK.....             | NIA.....                         | MetLife EU Holding Company Limited (Ireland)                         | Ownership.....  | ....99.956                                 | MetLife, Inc.....                          | .....N.....                      |    |
| 0241       | MetLife..... | 00000.....        |             | 4255198      |     |  | MetLife Slovakia s.r.o.....   | SVK.....             | NIA.....                         | International Technical and Advisory Services Limited (USA-Delaware) | Ownership.....  | .....0.044                                 | MetLife, Inc.....                          | .....N.....                      |    |
| 0241       | MetLife..... | 00000.....        |             |              |     |  | MetLife Services Cyprus Ltd.....  | CYP.....             | NIA.....                         | MetLife EU Holding Company Limited (Ireland)                         | Ownership.....  | ...100.000                                 | MetLife, Inc.....                          | .....N.....                      |    |
| 0241       | MetLife..... | 00000.....        |             |              |     |  | Hellenic Alico Life Insurance Company Ltd. (Cyprus)   | CYP.....             | IA.....                          | MetLife Services Cyprus Ltd.....                                     | Ownership.....  | ....27.500                                 | MetLife, Inc.....                          | .....N.....                      |    |
| 0241       | MetLife..... | 00000.....        |             | 4247335      |     |  | MetLife Towarzystwo Ubezpieczen na Zycie i Reasekuracji S.A.  | POL.....             | IA.....                          | MetLife EU Holding Company Limited (Ireland)                         | Ownership.....  | ...100.000                                 | MetLife, Inc.....                          | .....N.....                      |    |
| 0241       | MetLife..... | 00000.....        |             | 4255264      |     |  | MetLife Services Sp. z o.o.....   | POL.....             | NIA.....                         | MetLife Towarzystwo Ubezpieczen na Zycie i Reasekuracji S.A.         | Ownership.....  | ...100.000                                 | MetLife, Inc.....                          | .....N.....                      |    |
| 0241       | MetLife..... | 00000.....        |             | 4251154      |     |  | MetLife Powszechno Towarzystwo Emerytalne (Poland)  | POL.....             | IA.....                          | MetLife Towarzystwo Ubezpieczen na Zycie i Reasekuracji S.A.         | Ownership.....  | ...100.000                                 | MetLife, Inc.....                          | .....N.....                      |    |
| 0241       | MetLife..... | 00000.....        | AA-9640009. | 4255255      |     |  | MetLife Towarzystwo Funduszy Inwestycyjnych S.A.  | POL.....             | NIA.....                         | MetLife Towarzystwo Ubezpieczen na Zycie i Reasekuracji S.A.         | Ownership.....  | ...100.000                                 | MetLife, Inc.....                          | .....N.....                      |    |

Q12.14

**SCHEDULE Y**

**PART 1A - DETAIL OF INSURANCE HOLDING COMPANY SYSTEM**

| 1          | 2            | 3                 | 4            | 5            | 6       | 7  | 8  | 9                    | 10                               | 11   | 12  | 13   | 14   | 15                               | 16 |
|------------|--------------|-------------------|--------------|--------------|---------|--|--|----------------------|----------------------------------|--|---|--|--|----------------------------------|----|
| Group Code | Group Name   | NAIC Company Code | ID Number    | Federal RSSD | CIK     | Name of Securities Exchange if Publicly Traded (U.S. or International) | Names of Parent, Subsidiaries or Affiliates    | Domiciliary Location | Relationship to Reporting Entity | Directly Controlled by (Name of Entity/Person) | Type of Control (Ownership Board, Management, Attorney-in-Fact, Influence, Other) | If Control is Ownership Provide Percentage | Ultimate Controlling Entity(ies)/Person(s) | Is an SCA Filing Required? (Y/N) | *  |
| 0241       | MetLife..... | 00000...          |              | 4258331      |         |  | Agenvita S.r.l. (Italy).....                   | ITA.....             | IA.....                          | MetLife EU Holding Company Limited (Ireland)   | Ownership.....  | ...100.000                                 | MetLife, Inc.....                          | ...N.....                        |    |
| 0241       | MetLife..... | 00000...          |              |              |         |  | MetLife Services, Sociedad Limitada (Spain)... | ESP.....             | NIA.....                         | MetLife EU Holding Company Limited (Ireland)   | Ownership.....  | ...100.000                                 | MetLife, Inc.....                          | ...N.....                        |    |
| 0241       | MetLife..... | 00000...          |              |              |         |  | MetLife Europe Insurance d.a.c.....            | IRL.....             | IA.....                          | MetLife EU Holding Company Limited (Ireland)   | Ownership.....  | ...93.000                                  | MetLife, Inc.....                          | ...N.....                        |    |
| 0241       | MetLife..... | 00000...          |              |              |         |  | MetLife Europe Insurance d.a.c.....            | IRL.....             | IA.....                          | American Life Insurance Company.....           | Ownership.....  | ...7.000                                   | MetLife, Inc.....                          | ...N.....                        |    |
| 0241       | MetLife..... | 00000...          |              | 4189864      |         |  | MetLife Europe Services Limited (Ireland)..... | IRL.....             | NIA.....                         | MetLife EU Holding Company Limited (Ireland)   | Ownership.....  | ...100.000                                 | MetLife, Inc.....                          | ...N.....                        |    |
| 0241       | MetLife..... | 00000...          | 95-3947585.. | 3166064      |         |  | MetLife Investors Group, LLC.....              | DE.....              | NIA.....                         | MetLife, Inc.....                              | Ownership.....  | ...100.000                                 | MetLife, Inc.....                          | ...N.....                        |    |
| 0241       | MetLife..... | 00000...          | 43-1906210.. | 3373563      | 1130412 |  | MetLife Investments Securities LLC (DE).....   | DE.....              | NIA.....                         | MetLife Investors Group, LLC.....              | Ownership.....  | ...100.000                                 | MetLife, Inc.....                          | ...N.....                        |    |
| 0241       | MetLife..... | 00000...          | 43-1906210.. |              |         |  | MetLife Investors Distribution Company.....    | MO.....              | NIA.....                         | MetLife Investors Group, LLC.....              | Ownership.....  | ...100.000                                 | MetLife, Inc.....                          | ...N.....                        |    |

## Metropolitan Casualty Insurance Company PART 1 - LOSS EXPERIENCE

| Lines of Business   | Current Year to Date           |                                |                                | 4<br>Prior Year to Date<br>Direct Loss<br>Percentage |
|---|--------------------------------|--------------------------------|--------------------------------|--|
|   | 1<br>Direct Premiums<br>Earned | 2<br>Direct Losses<br>Incurred | 3<br>Direct<br>Loss Percentage |  |
| 1. Fire.....  |                                |                                | 0.000                          |  |
| 2. Allied lines.....  |                                |                                | 0.000                          |  |
| 3. Farmowners multiple peril.....                                     |                                |                                | 0.000                          |  |
| 4. Homeowners multiple peril.....                                     | 50,547,411                     | 29,986,231                     | 59.323                         | 83.637   |
| 5. Commercial multiple peril.....                                     | 695,070                        | 404,355                        | 58.175                         | 62.269   |
| 6. Mortgage guaranty.....   |                                |                                | 0.000                          |  |
| 8. Ocean marine.....  |                                |                                | 0.000                          |  |
| 9. Inland marine.....   | 1,339,543                      | 358,363                        | 26.753                         | 34.128   |
| 10. Financial guaranty.....   |                                |                                | 0.000                          |  |
| 11.1. Medical professional liability - occurrence.....                |                                |                                | 0.000                          |  |
| 11.2. Medical professional liability - claims-made.....               |                                |                                | 0.000                          |  |
| 12. Earthquake.....   | 433,957                        | (1,842)                        | (0.424)                        | 0.997  |
| 13. Group accident and health.....                                    |                                |                                | 0.000                          |  |
| 14. Credit accident and health.....                                   |                                |                                | 0.000                          |  |
| 15. Other accident and health.....                                    |                                |                                | 0.000                          |  |
| 16. Workers' compensation.....  |                                |                                | 0.000                          |  |
| 17.1 Other liability-occurrence.....                                  |                                |                                | 0.000                          |  |
| 17.2 Other liability-claims made.....                                 |                                |                                | 0.000                          |  |
| 17.3 Excess workers' compensation.....                                |                                |                                | 0.000                          |  |
| 18.1 Products liability-occurrence.....                               |                                |                                | 0.000                          |  |
| 18.2 Products liability-claims made.....                              |                                |                                | 0.000                          |  |
| 19.1, 19.2 Private passenger auto liability.....                      | 205,588,321                    | 126,531,689                    | 61.546                         | 61.257   |
| 19.3, 19.4 Commercial auto liability.....                             | 967,862                        | 771,942                        | 79.757                         | 46.446   |
| 21. Auto physical damage.....   | 123,500,841                    | 70,412,649                     | 57.014                         | 61.177   |
| 22. Aircraft (all perils).....  |                                |                                | 0.000                          |  |
| 23. Fidelity.....   |                                |                                | 0.000                          |  |
| 24. Surety.....   |                                |                                | 0.000                          |  |
| 26. Burglary and theft.....   |                                |                                | 0.000                          |  |
| 27. Boiler and machinery.....   |                                |                                | 0.000                          |  |
| 28. Credit.....   |                                |                                | 0.000                          |  |
| 29. International.....  |                                |                                | 0.000                          |  |
| 30. Warranty.....   |                                |                                | 0.000                          |  |
| 31. Reinsurance-nonproportional assumed property.....                 | XXX                            | XXX                            | XXX                            | XXX  |
| 32. Reinsurance-nonproportional assumed liability.....                | XXX                            | XXX                            | XXX                            | XXX  |
| 33. Reinsurance-nonproportional assumed financial lines.....          | XXX                            | XXX                            | XXX                            | XXX  |
| 34. Aggregate write-ins for other lines of business.....              | 0                              | 0                              | 0.000                          |  |
| 35. Totals.....   | 383,073,005                    | 228,463,387                    | 59.640                         | 64.057   |
| <b>DETAILS OF WRITE-INS</b>   |                                |                                |                                |  |
| 3401.....   |                                |                                | 0.000                          |  |
| 3402.....   |                                |                                | 0.000                          |  |
| 3403.....   |                                |                                | 0.000                          |  |
| 3498. Sum. of remaining write-ins for Line 34 from overflow page..... | 0                              | 0                              | 0.000                          | XXX  |
| 3499. Totals (Lines 3401 thru 3403 plus 3498) (Line 34).....          | 0                              | 0                              | 0.000                          |  |

## PART 2 - DIRECT PREMIUMS WRITTEN

| Lines of Business   | 1                  | 2                       | 3                          |
|---|--------------------|-------------------------|----------------------------|
|   | Current<br>Quarter | Current<br>Year to Date | Prior Year<br>Year to Date |
| 1. Fire.....  |                    |                         |                            |
| 2. Allied lines.....  |                    |                         |                            |
| 3. Farmowners multiple peril.....                                     |                    |                         |                            |
| 4. Homeowners multiple peril.....                                     | 18,792,966         | 51,147,147              | 49,735,583                 |
| 5. Commercial multiple peril.....                                     | 332,996            | 878,733                 | 605,280                    |
| 6. Mortgage guaranty.....   |                    |                         |                            |
| 8. Ocean marine.....  |                    |                         |                            |
| 9. Inland marine.....   | 513,369            | 1,333,818               | 1,312,469                  |
| 10. Financial guaranty.....   |                    |                         |                            |
| 11.1 Medical professional liability - occurrence.....                 |                    |                         |                            |
| 11.2 Medical professional liability - claims made.....                |                    |                         |                            |
| 12. Earthquake.....   | 168,871            | 443,064                 | 413,143                    |
| 13. Group accident and health.....                                    |                    |                         |                            |
| 14. Credit accident and health.....                                   |                    |                         |                            |
| 15. Other accident and health.....                                    |                    |                         |                            |
| 16. Workers' compensation.....  |                    |                         |                            |
| 17.1 Other liability-occurrence.....                                  |                    |                         |                            |
| 17.2 Other liability-claims made.....                                 |                    |                         |                            |
| 17.3 Excess workers' compensation.....                                |                    |                         |                            |
| 18.1 Products liability-occurrence.....                               |                    |                         |                            |
| 18.2 Products liability-claims made.....                              |                    |                         |                            |
| 19.1 19.2 Private passenger auto liability.....                       | 70,485,175         | 210,024,204             | 208,498,796                |
| 19.3 19.4 Commercial auto liability.....                              | 404,432            | 1,331,371               | 676,371                    |
| 21. Auto physical damage.....   | 43,035,184         | 126,932,802             | 122,799,903                |
| 22. Aircraft (all perils).....  |                    |                         |                            |
| 23. Fidelity.....   |                    |                         |                            |
| 24. Surety.....   |                    |                         |                            |
| 26. Burglary and theft.....   |                    |                         |                            |
| 27. Boiler and machinery.....   |                    |                         |                            |
| 28. Credit.....   |                    |                         |                            |
| 29. International.....  |                    |                         |                            |
| 30. Warranty.....   |                    |                         |                            |
| 31. Reinsurance-nonproportional assumed property.....                 | XXX                | XXX                     | XXX                        |
| 32. Reinsurance-nonproportional assumed liability.....                | XXX                | XXX                     | XXX                        |
| 33. Reinsurance-nonproportional assumed financial lines.....          | XXX                | XXX                     | XXX                        |
| 34. Aggregate write-ins for other lines of business.....              | 0                  | 0                       | 0                          |
| 35. Totals.....   | 133,732,993        | 392,091,139             | 384,041,545                |
| <b>DETAILS OF WRITE-INS</b>   |                    |                         |                            |
| 3401.....   |                    |                         |                            |
| 3402.....   |                    |                         |                            |
| 3403.....   |                    |                         |                            |
| 3498. Sum. of remaining write-ins for Line 34 from overflow page..... | 0                  | 0                       | 0                          |
| 3499. Totals (Lines 3401 thru 3403 plus 3498) (Line 34).....          | 0                  | 0                       | 0                          |

**PART 3 (000 omitted)**

**LOSS AND LOSS ADJUSTMENT EXPENSE RESERVES SCHEDULE**

|   | 1   | 2   | 3  | 4  | 5  | 6  | 7   | 8  | 9                                    | 10   | 11  | 12  | 13   |
|---|---|---|--|--|--|--|---|--|--------------------------------------|--|---|---|--|
| Years in Which Losses Occurred                            | Prior Year-End Known Case Loss and LAE Reserves | Prior Year-End IBNR Loss and LAE Reserves | Total Prior Year-End Loss and LAE Reserves (Cols. 1 + 2) | 2018 Loss and LAE Payments on Claims Reported as of Prior Year-End | 2018 Loss and LAE Payments on Claims Unreported as of Prior Year-End | Total 2018 Loss and LAE Payments (Cols. 4 + 5) | Q.S. Date Known Case Loss and LAE Reserves on Claims Reported and Open as of Prior Year-End | Q.S. Date Known Case Loss and LAE Reserves on Claims Reported or Reopened Subsequent to Prior Year-End | Q.S. Date IBNR Loss and LAE Reserves | Total Q.S. Loss and LAE Reserves (Cols. 7 + 8 + 9) | Prior Year-End Known Case Loss and LAE Reserves Developed (Savings)/Deficiency (Cols. 4 + 7 minus Col. 1) | Prior Year-End IBNR Loss and LAE Reserves Developed (Savings)/Deficiency (Cols. 5 + 8 + 9 minus Col. 2) | Prior Year-End Total Loss and LAE Reserve Developed (Savings)/Deficiency (Cols. 11 + 12) |
| 1. 2015 + Prior.....                                      |   |   | .0   |  |  | .0   |   |  |                                      | .0   | .0  | .0  | .0   |
| 2. 2016.....  |   |   | .0   |  |  | .0   |   |  |                                      | .0   | .0  | .0  | .0   |
| 3. Subtotals 2016 + Prior.....                            | .0  | .0  | .0   | .0   | .0   | .0   | .0  | .0   | .0                                   | .0   | .0  | .0  | .0   |
| 4. 2017.....  |   |   | .0   |  |  | .0   |   |  |                                      | .0   | .0  | .0  | .0   |
| 5. Subtotals 2017 + Prior.....                            | .0  | .0  | .0   | .0   | .0   | .0   | .0  | .0   | .0                                   | .0   | .0  | .0  | .0   |
| 6. 2018.....  | .XXX  | .XXX                                      | .XXX   | .XXX   |  | .0   | .XXX  |  |                                      | .0   | .XXX  | .XXX  | .XXX   |
| 7. Totals.....  | .0  | .0  | .0   | .0   | .0   | .0   | .0  | .0   | .0                                   | .0   | .0  | .0  | .0   |
| 8. Prior Year-End's Surplus As Regards Policyholders..... | 68,430  |   |  |  |  |  |   |  |                                      |  |   |   |  |
|   |   |   |  |  |  |  |   |  |                                      |  | Col. 11, Line 7<br>As % of Col. 1,<br>Line 7  | Col. 12, Line 7<br>As % of Col. 2,<br>Line 7  | Col. 13, Line 7<br>As % of Col. 3,<br>Line 7   |
|   |   |   |  |  |  |  |   |  |                                      |  | 1. ....0.0 %  | 2. ....0.0 %  | 3. ....0.0 %   |
|   |   |   |  |  |  |  |   |  |                                      |  |   |   | Col. 13, Line 7<br>Line 8  |
|   |   |   |  |  |  |  |   |  |                                      |  |   |   | 4. ....0.0 %   |

Q14

# SUPPLEMENTAL EXHIBITS AND SCHEDULES INTERROGATORIES

The following supplemental reports are required to be filed as part of your statement filing. However, in the event that your company does not transact the type of business for which the special report must be filed, your response of NO to the specific interrogatory will be accepted in lieu of filing a "NONE" report and a bar code will be printed below. If the supplement is required of your company but is not being filed for whatever reason, enter SEE EXPLANATION and provide an explanation following the interrogatory questions.

|  | <b>Response</b> |
|--|-----------------|
| 1. Will the Trusteed Surplus Statement be filed with the state of domicile and the NAIC with this statement?                         | NO              |
| 2. Will Supplement A to Schedule T (Medical Professional Liability Supplement) be filed with this statement?                         | NO              |
| 3. Will the Medicare Part D Coverage Supplement be filed with the state of domicile and the NAIC with this statement?                | NO              |
| 4. Will the Director and Officer Insurance Coverage Supplement be filed with the state of domicile and the NAIC with this statement? | NO              |

**Explanation:**

1. The data for this supplement is not required to be filed.
2. The data for this supplement is not required to be filed.
3. The data for this supplement is not required to be filed.
4. The data for this supplement is not required to be filed.

**Bar Code:**





**NONE**

**Metropolitan Casualty Insurance Company**  
**SCHEDULE A - VERIFICATION**

Real Estate

|   | 1<br>Year to Date | 2<br>Prior Year Ended<br>December 31 |
|---|-------------------|--------------------------------------|
| 1. Book/adjusted carrying value, December 31 of prior year.....                       | 0                 |                                      |
| 2. Cost of acquired:  |                   |                                      |
| 2.1 Actual cost at time of acquisition.....   |                   |                                      |
| 2.2 Additional investment made after acquisition.....                                 |                   |                                      |
| 3. Current year change in encumbrances.....   |                   |                                      |
| 4. Total gain (loss) on disposals.....  |                   |                                      |
| 5. Deduct amounts received on disposals.....  |                   |                                      |
| 6. Total foreign exchange change in book/adjusted carrying value.....                 |                   |                                      |
| 7. Deduct current year's other-than-temporary impairment recognized.....              |                   |                                      |
| 8. Deduct current year's depreciation.....  |                   |                                      |
| 9. Book/adjusted carrying value at end of current period (Lines 1+2+3+4-5+6-7-8)..... | 0                 | 0                                    |
| 10. Deduct total nonadmitted amounts.....   |                   |                                      |
| 11. Statement value at end of current period (Line 9 minus Line 10).....              | 0                 | 0                                    |

NONE

**SCHEDULE B - VERIFICATION**

Mortgage Loans

|  | 1<br>Year to Date | 2<br>Prior Year Ended<br>December 31 |
|--|-------------------|--------------------------------------|
| 1. Book value/recorded investment excluding accrued interest, December 31 of prior year.....                             | 0                 |                                      |
| 2. Cost of acquired:   |                   |                                      |
| 2.1 Actual cost at time of acquisition.....  |                   |                                      |
| 2.2 Additional investment made after acquisition.....  |                   |                                      |
| 3. Capitalized deferred interest and other.....  |                   |                                      |
| 4. Accrual of discount.....  |                   |                                      |
| 5. Unrealized valuation increase (decrease).....   |                   |                                      |
| 6. Total gain (loss) on disposals.....   |                   |                                      |
| 7. Deduct amounts received on disposals.....   |                   |                                      |
| 8. Deduct amortization of premium and mortgage interest points and commitment fees.....                                  |                   |                                      |
| 9. Total foreign exchange change in book value/recorded investment excluding accrued interest.....                       |                   |                                      |
| 10. Deduct current year's other-than-temporary impairment recognized.....  |                   |                                      |
| 11. Book value/recorded investment excluding accrued interest at end of current period (Lines 1+2+3+4+5+6-7-8+9-10)..... | 0                 | 0                                    |
| 12. Total valuation allowance.....   |                   |                                      |
| 13. Subtotal (Line 11 plus Line 12).....   | 0                 | 0                                    |
| 14. Deduct total nonadmitted amounts.....  |                   |                                      |
| 15. Statement value at end of current period (Line 13 minus Line 14).....  | 0                 | 0                                    |

NONE

**SCHEDULE BA - VERIFICATION**

Other Long-Term Invested Assets

|   | 1<br>Year to Date | 2<br>Prior Year Ended<br>December 31 |
|---|-------------------|--------------------------------------|
| 1. Book/adjusted carrying value, December 31 of prior year.....                             | 0                 |                                      |
| 2. Cost of acquired:  |                   |                                      |
| 2.1 Actual cost at time of acquisition.....   |                   |                                      |
| 2.2 Additional investment made after acquisition.....                                       |                   |                                      |
| 3. Capitalized deferred interest and other.....   |                   |                                      |
| 4. Accrual of discount.....   |                   |                                      |
| 5. Unrealized valuation increase (decrease).....  |                   |                                      |
| 6. Total gain (loss) on disposals.....  |                   |                                      |
| 7. Deduct amounts received on disposals.....  |                   |                                      |
| 8. Deduct amortization of premium and depreciation.....                                     |                   |                                      |
| 9. Total foreign exchange change in book/adjusted carrying value.....                       |                   |                                      |
| 10. Deduct current year's other-than-temporary impairment recognized.....                   |                   |                                      |
| 11. Book/adjusted carrying value at end of current period (Lines 1+2+3+4+5+6-7-8+9-10)..... | 0                 | 0                                    |
| 12. Deduct total nonadmitted amounts.....   |                   |                                      |
| 13. Statement value at end of current period (Line 11 minus Line 12).....                   | 0                 | 0                                    |

NONE

**SCHEDULE D - VERIFICATION**

Bonds and Stocks

|  | 1<br>Year to Date | 2<br>Prior Year Ended<br>December 31 |
|--|-------------------|--------------------------------------|
| 1. Book/adjusted carrying value of bonds and stocks, December 31 of prior year.....                      | 61,441,812        | 53,544,166                           |
| 2. Cost of bonds and stocks acquired.....  | 22,875,522        | 19,230,394                           |
| 3. Accrual of discount.....  | 128,843           | 259,889                              |
| 4. Unrealized valuation increase (decrease).....   |                   |                                      |
| 5. Total gain (loss) on disposals.....   | (89,910)          | (133,019)                            |
| 6. Deduct consideration for bonds and stocks disposed of.....  | 31,071,862        | 11,246,862                           |
| 7. Deduct amortization of premium.....   | 195,039           | 212,756                              |
| 8. Total foreign exchange change in book/adjusted carrying value.....                                    |                   |                                      |
| 9. Deduct current year's other-than-temporary impairment recognized.....                                 |                   |                                      |
| 10. Total investment income recognized as a result of prepayment penalties and/or acceleration fees..... | 10,000            |                                      |
| 11. Book/adjusted carrying value at end of current period (Lines 1+2+3+4+5-6-7+8-9+10).....              | 53,099,366        | 61,441,812                           |
| 12. Deduct total nonadmitted amounts.....  |                   |                                      |
| 13. Statement value at end of current period (Line 11 minus Line 12).....                                | 53,099,366        | 61,441,812                           |

**SCHEDULE D - PART 1B**

Showing the Acquisitions, Dispositions and Non-Trading Activity

During the Current Quarter for all Bonds and Preferred Stock by NAIC Designation

| NAIC Designation                         | 1<br>Book/Adjusted Carrying<br>Value Beginning<br>of Current Quarter | 2<br>Acquisitions<br>During<br>Current Quarter | 3<br>Dispositions<br>During<br>Current Quarter | 4<br>Non-Trading Activity<br>During<br>Current Quarter | 5<br>Book/Adjusted Carrying<br>Value End of<br>First Quarter | 6<br>Book/Adjusted Carrying<br>Value End of<br>Second Quarter | 7<br>Book/Adjusted Carrying<br>Value End of<br>Third Quarter | 8<br>Book/Adjusted Carrying<br>Value December 31<br>Prior Year |
|--|--|--|--|--|--|---|--|--|
| <b>BONDS</b>                             |  |  |  |  |  |   |  |  |
| 1. NAIC 1 (a).....                       | 57,585,689   | 43,228,197                                     | 41,540,153                                     | (1,960,683)  | 57,499,890   | 57,585,689  | 57,313,050   | 67,460,134   |
| 2. NAIC 2 (a).....                       | 12,167,944   | -  | 994,396  | 1,997,745  | 12,170,159   | 12,167,944  | 13,171,293   | 12,172,463   |
| 3. NAIC 3 (a).....                       |  |  |  |  |  |   | 0  |  |
| 4. NAIC 4 (a).....                       |  |  |  |  |  |   | 0  |  |
| 5. NAIC 5 (a).....                       |  |  |  |  |  |   | 0  |  |
| 6. NAIC 6 (a).....                       |  |  |  |  |  |   | 0  |  |
| 7. Total Bonds.....                      | 69,753,633   | 43,228,197                                     | 42,534,549                                     | 37,062   | 69,670,049   | 69,753,633  | 70,484,343   | 79,632,597   |
| <b>PREFERRED STOCK</b>                   |  |  |  |  |  |   |  |  |
| 8. NAIC 1.....                           |  |  |  |  |  |   | 0  |  |
| 9. NAIC 2.....                           |  |  |  |  |  |   | 0  |  |
| 10. NAIC 3.....                          |  |  |  |  |  |   | 0  |  |
| 11. NAIC 4.....                          |  |  |  |  |  |   | 0  |  |
| 12. NAIC 5.....                          |  |  |  |  |  |   | 0  |  |
| 13. NAIC 6.....                          |  |  |  |  |  |   | 0  |  |
| 14. Total Preferred Stock.....           | 0  | 0  | 0  | 0  | 0  | 0   | 0  | 0  |
| 15. Total Bonds and Preferred Stock..... | 69,753,633   | 43,228,197                                     | 42,534,549                                     | 37,062   | 69,670,049   | 69,753,633  | 70,484,343   | 79,632,597   |

QS102

(a) Book/Adjusted Carrying Value column for the end of the current reporting period includes the following amount of short-term and cash equivalent bonds by NAIC designation:

NAIC 1 \$.....17,384,975; NAIC 2 \$.....0; NAIC 3 \$.....0; NAIC 4 \$.....0; NAIC 5 \$.....0; NAIC 6 \$.....0.

**SCHEDULE DA - PART 1**

Short-Term Investments

|              | 1<br>Book/Adjusted<br>Carrying Value | 2<br>Par Value | 3<br>Actual<br>Cost | 4<br>Interest Collected<br>Year To Date | 5<br>Paid for Accrued Interest<br>Year To Date |
|--------------|--------------------------------------|----------------|---------------------|---|--|
| 9199999..... |                                      | X              |                     |   |  |

**NONE**

**SCHEDULE DA - VERIFICATION**

Short-Term Investments

|  | 1<br>Year To Date | 2<br>Prior Year Ended<br>December 31 |
|--|-------------------|--------------------------------------|
| 1. Book/adjusted carrying value, December 31 of prior year.....                          | .0                | 1,998,362                            |
| 2. Cost of short-term investments acquired.....  |                   | 997,671                              |
| 3. Accrual of discount.....  |                   | 3,967                                |
| 4. Unrealized valuation increase (decrease).....   |                   |                                      |
| 5. Total gain (loss) on disposals.....   |                   |                                      |
| 6. Deduct consideration received on disposals.....                                       |                   | 3,000,000                            |
| 7. Deduct amortization of premium.....   |                   |                                      |
| 8. Total foreign exchange change in book/adjusted carrying value.....                    |                   |                                      |
| 9. Deduct current year's other-than-temporary impairment recognized.....                 |                   |                                      |
| 10. Book/adjusted carrying value at end of current period (Lines 1+2+3+4+5-6-7+8-9)..... | .0                | .0                                   |
| 11. Deduct total nonadmitted amounts.....  |                   |                                      |
| 12. Statement value at end of current period (Line 10 minus Line 11).....                | .0                | .0                                   |

**Sch. DB - Pt. A - Verification  
NONE**

**Sch. DB - Pt. B - Verification  
NONE**

**Sch. DB - Pt. C - Sn. 1  
NONE**

**Sch. DB - Pt. C - Sn. 2  
NONE**

**Sch. DB - Verification  
NONE**

**SCHEDULE E - PART 2 - VERIFICATION**

## Cash Equivalents

|  | 1<br>Year To Date | 2<br>Prior Year Ended<br>December 31 |
|--|-------------------|--------------------------------------|
| 1. Book/adjusted carrying value, December 31 of prior year.....                          | 18,190,783        | 199,946                              |
| 2. Cost of cash equivalents acquired.....  | 75,084,707        | 77,629,188                           |
| 3. Accrual of discount.....  | 91,953            | 53,549                               |
| 4. Unrealized valuation increase (decrease).....   |                   |                                      |
| 5. Total gain (loss) on disposals.....   | (296)             | 56                                   |
| 6. Deduct consideration received on disposals.....                                       | 75,982,172        | 59,691,956                           |
| 7. Deduct amortization of premium.....   |                   |                                      |
| 8. Total foreign exchange change in book/ adjusted carrying value.....                   |                   |                                      |
| 9. Deduct current year's other-than-temporary impairment recognized.....                 |                   |                                      |
| 10. Book/adjusted carrying value at end of current period (Lines 1+2+3+4+5-6-7+8-9)..... | 17,384,975        | 18,190,783                           |
| 11. Deduct total nonadmitted amounts.....  |                   |                                      |
| 12. Statement value at end of current period (Line 10 minus Line 11).....                | 17,384,975        | 18,190,783                           |

**Sch. A - Pt. 2**  
**NONE**

**Sch. A - Pt. 3**  
**NONE**

**Sch. B - Pt. 2**  
**NONE**

**Sch. B - Pt. 3**  
**NONE**

**Sch. BA - Pt. 2**  
**NONE**

**Sch. BA - Pt. 3**  
**NONE**

**Sch. D - Pt. 3**  
**NONE**

**SCHEDULE D - PART 4**

Showing all Long-Term Bonds and Stocks SOLD, REDEEMED or Otherwise DISPOSED OF During Current Quarter

| 1  | 2   | 3                               | 4             | 5                             | 6                         | 7             | 8          | 9           | 10                                      | Change in Book/Adjusted Carrying Value   |   |   |                                      |  | 16  | 17                                       | 18                               | 19                            | 20   | 21                               | 22                                       |
|--|---|---------------------------------|---------------|-------------------------------|---------------------------|---------------|------------|-------------|---|--|---|---|--------------------------------------|--|---|--|----------------------------------|-------------------------------|--|----------------------------------|--|
|  |   |                                 |               |                               |                           |               |            |             |   | 11                                       | 12  | 13  | 14                                   | 15   |   |  |                                  |                               |  |                                  |  |
| CUSIP Identification                                       | Description   | F<br>o<br>r<br>e<br>i<br>g<br>n | Disposal Date | Name of Purchaser             | Number of Shares of Stock | Consideration | Par Value  | Actual Cost | Prior Year Book/Adjusted Carrying Value | Unrealized Valuation Increase (Decrease) | Current Year's (Amortization) / Accretion | Current Year's Other-Than-Temporary Impairment Recognized | Total Change in B./A.C.V. (11+12-13) | Total Foreign Exchange Change in B./A.C.V. | Book/Adjusted Carrying Value at Disposal Date | Foreign Exchange Gain (Loss) on Disposal | Realized Gain (Loss) on Disposal | Total Gain (Loss) on Disposal | Bond Interest / Stock Dividends Received During Year | Stated Contractual Maturity Date | NAIC Designation or Market Indicator (a) |
| <b>Bonds - U.S. Government</b>                             |   |                                 |               |                               |                           |               |            |             |   |  |   |   |                                      |  |   |  |                                  |                               |  |                                  |  |
| 36225B QN 1  | GINNIE MAE I GNMA I 7.500% 781361 7.50                            |                                 | 09/01/2018    | Paydown.....                  |                           | 525           | 525        | 551         | 537                                     |  | (11)                                      |   | (11)                                 |  | 525   |  |                                  | 0                             | 26   | 12/15/2025                       | 1.....                                   |
| 912828 3N 8  | UNITED STATES TREASURY 1.875% 12/31/19                            |                                 | 08/21/2018    | JP MORGAN SECURITIES LTD LDN  |                           | 6,937,916     | 7,000,000  | 6,976,772   |   |  | 6,954                                     |   | 6,954                                |  | 6,983,726                                     |  | (45,810)                         | (45,810)                      | 84,171   | 12/31/2019                       | 1.....                                   |
| 0599999  | Total - Bonds - U.S. Government.....                              |                                 |               |                               |                           | 6,938,441     | 7,000,525  | 6,977,323   | 537                                     | 0  | 6,943                                     | 0   | 6,943                                | 0  | 6,984,251                                     | 0  | (45,810)                         | (45,810)                      | 84,197   | XXX                              | XXX                                      |
| <b>Bonds - U.S. Political Subdivisions of States</b>       |   |                                 |               |                               |                           |               |            |             |   |  |   |   |                                      |  |   |  |                                  |                               |  |                                  |  |
| 64966H AX 8  | NEW YORK N Y New York City Of 5.250% 0                            |                                 | 09/21/2018    | Call 100.0000.....            |                           | 500,000       | 500,000    | 502,625     | 500,222                                 |  | (222)                                     |   | (222)                                |  | 500,000                                       |  |                                  | 0                             | 27,708   | 09/01/2020                       | 1FE.....                                 |
| 2499999  | Total - Bonds - U.S. Political Subdivisions of States.....        |                                 |               |                               |                           | 500,000       | 500,000    | 502,625     | 500,222                                 | 0  | (222)                                     | 0   | (222)                                | 0  | 500,000                                       | 0  | 0                                | 0                             | 27,708   | XXX                              | XXX                                      |
| <b>Bonds - U.S. Special Revenue and Special Assessment</b> |   |                                 |               |                               |                           |               |            |             |   |  |   |   |                                      |  |   |  |                                  |                               |  |                                  |  |
| 3132GL EA 8  | FEDERAL HOME LOAN MORTGAGE COR FHLMC 3.5                          |                                 | 09/01/2018    | Paydown.....                  |                           | 33,820        | 33,820     | 34,498      | 34,398                                  |  | (578)                                     |   | (578)                                |  | 33,820  |  |                                  | 0                             | 766  | 12/01/2041                       | 1.....                                   |
| 3132XS A9 1  | FEDERAL HOME LOAN MORTGAGE COR                                    |                                 | 06/30/2018    | Various.....                  |                           |               |            |             |   |  |   |   | 0                                    |  |   |  |                                  | 0                             |  | 08/01/2047                       | 1.....                                   |
| 3132XT MH 8  | FEDERAL HOME LOAN MORTGAGE COR                                    |                                 | 06/30/2018    | Various.....                  |                           |               |            |             |   |  |   |   | 0                                    |  |   |  |                                  | 0                             |  | 10/01/2047                       | 1.....                                   |
| 3140Q8 AH 8  | FEDERAL NATIONAL MORTGAGE ASSO 3.500%                             |                                 | 09/01/2018    | Various.....                  |                           | 50,939        | 50,939     | 52,530      |   |  | (1,592)                                   |   | (1,592)                              |  | 50,939  |  |                                  | 0                             | 1,075  | 12/01/2047                       | 1.....                                   |
| 31417D SP 9  | FEDERAL NATIONAL MORTGAGE ASSO 3.500%                             |                                 | 09/01/2018    | Paydown.....                  |                           | 71,143        | 71,143     | 73,633      | 73,544                                  |  | (2,400)                                   |   | (2,400)                              |  | 71,143  |  |                                  | 0                             | 1,706  | 11/01/2042                       | 1.....                                   |
| 442348 3W 6  | HOUSTON AIRPORT SYSTEM HOUSTON TX AIRPOR                          |                                 | 08/20/2018    | Call 100.0000.....            |                           | 1,000,000     | 1,000,000  | 1,048,570   | 1,003,761                               |  | (3,761)                                   |   | (3,761)                              |  | 1,000,000                                     |  |                                  | 0                             | 62,486   | 07/01/2034                       | 1FE.....                                 |
| 45200F SX 8  | ILLINOIS FINANCE AUTHORITY Illinois Fina                          |                                 | 07/01/2018    | Call 100.0000.....            |                           | 500,000       | 500,000    | 545,940     | 503,048                                 |  | (3,048)                                   |   | (3,048)                              |  | 500,000                                       |  |                                  | 0                             | 31,250   | 07/01/2038                       | 1FE.....                                 |
| 49126K HS 3  | KY EDA BAPTIST HEALTHCARE HOSP KY ECONOM                          |                                 | 07/13/2018    | FTN FINANCIAL CAPITAL MARKETS |                           | 1,043,860     | 1,000,000  | 993,750     | 994,306                                 |  | 86  |   | 86                                   |  | 994,392                                       |  | 49,468                           | 49,468                        | 46,111   | 08/15/2042                       | 2FE.....                                 |
| 93978E A9 3  | WASHINGTON ST HLTH CARE FACS A..                                  |                                 | 06/30/2018    | Various.....                  |                           |               |            |             |   |  |   |   | 0                                    |  |   |  |                                  | 0                             |  | 10/01/2033                       | 1FE.....                                 |
| 999999 99 9  | SUMMARY ADJUSTMENT.....   |                                 | 09/30/2018    | Various.....                  |                           | 4             | 4          | 4           | 4                                       |  |   |   | 0                                    |  | 4   |  | (0)                              | (0)                           |  | 10/01/2019                       | 2Z.....                                  |
| 3199999  | Total - Bonds - U.S. Special Revenue and Special Assessments..... |                                 |               |                               |                           | 2,699,766     | 2,655,906  | 2,748,925   | 2,609,061                               | 0  | (11,293)                                  | 0   | (11,293)                             | 0  | 2,650,298                                     | 0  | 49,468                           | 49,468                        | 143,394  | XXX                              | XXX                                      |
| 8399997  | Total - Bonds - Part 4.....                                       |                                 |               |                               |                           | 10,138,207    | 10,156,431 | 10,228,873  | 3,109,820                               | 0  | (4,572)                                   | 0   | (4,572)                              | 0  | 10,134,549                                    | 0  | 3,658                            | 3,658                         | 255,299  | XXX                              | XXX                                      |
| 8399999  | Total - Bonds.....  |                                 |               |                               |                           | 10,138,207    | 10,156,431 | 10,228,873  | 3,109,820                               | 0  | (4,572)                                   | 0   | (4,572)                              | 0  | 10,134,549                                    | 0  | 3,658                            | 3,658                         | 255,299  | XXX                              | XXX                                      |
| 9999999  | Total - Bonds, Preferred and Common Stocks.....                   |                                 |               |                               |                           | 10,138,207    | XXX        | 10,228,873  | 3,109,820                               | 0  | (4,572)                                   | 0   | (4,572)                              | 0  | 10,134,549                                    | 0  | 3,658                            | 3,658                         | 255,299  | XXX                              | XXX                                      |

QE05

(a) For all common stock bearing the NAIC market indicator "U" provide: the number of such issues: .....0.



**Sch. DB - Pt. A - Sn. 1**  
**NONE**

**Sch. DB - Pt. B - Sn. 1**  
**NONE**

**Sch. DB - Pt. D - Sn. 1**  
**NONE**

**Sch. DB - Pt. D - Sn. 2**  
**NONE**

**Sch. DL - Pt. 1**  
**NONE**

**Sch. DL - Pt. 2**  
**NONE**

Statement for September 30, 2018 of the **Metropolitan Casualty Insurance Company**  
**SCHEDULE E - PART 1 - CASH**

Month End Depository Balances

| 1<br>Depository                              | 2<br>Code | 3<br>Rate of Interest | 4<br>Amount of Interest Received During Current Quarter | 5<br>Amount of Interest Accrued at Current Statement Date | Book Balance at End of Each Month During Current Quarter |                   |                  | 9<br>* |
|--|-----------|-----------------------|---|---|--|-------------------|------------------|--------|
|  |           |                       |   |   | 6<br>First Month   | 7<br>Second Month | 8<br>Third Month |        |
| <b>Open Depositories</b>                     |           |                       |   |   |  |                   |                  |        |
| JP Morgan Chase..... New York, New York..... |           |                       |   |   | 45,466   | 226,874           | 865,558          | XXX    |
| 0199999. Total Open Depositories.....        | XXX       | XXX                   | 0   | 0   | 45,466   | 226,874           | 865,558          | XXX    |
| 0399999. Total Cash on Deposit.....          | XXX       | XXX                   | 0   | 0   | 45,466   | 226,874           | 865,558          | XXX    |
| 0599999. Total Cash.....                     | XXX       | XXX                   | 0   | 0   | 45,466   | 226,874           | 865,558          | XXX    |

## SCHEDULE E - PART 2 - CASH EQUIVALENTS

Show Investments Owned End of Current Quarter

| 1   | 2   | 3    | 4               | 5                | 6               | 7                            | 8                                | 9                           |
|---|---|------|-----------------|------------------|-----------------|------------------------------|----------------------------------|-----------------------------|
| CUSIP   | Description                                     | Code | Date Acquired   | Rate of Interest | Maturity Date   | Book/Adjusted Carrying Value | Amount of Interest Due & Accrued | Amount Received During Year |
| <b>U.S. Government Bonds - Issuer Obligations</b> |   |      |                 |                  |                 |                              |                                  |                             |
|   | UNITED STATES TREASURY.....                     |      | 08/30/2018..... |                  | 10/11/2018..... | 13,992,206                   |                                  | 24,105                      |
|   | UNITED STATES TREASURY.....                     |      | 08/23/2018..... |                  | 11/08/2018..... | 3,392,768                    |                                  | 8,395                       |
| 0199999   | U.S. Government Bonds - Issuer Obligations..... |      |                 |                  |                 | 17,384,975                   | 0                                | 32,500                      |
| 0599999   | Total - U.S. Government Bonds.....              |      |                 |                  |                 | 17,384,975                   | 0                                | 32,500                      |
| <b>Total Bonds</b>                                |   |      |                 |                  |                 |                              |                                  |                             |
| 7799999   | Subtotals - Issuer Obligations.....             |      |                 |                  |                 | 17,384,975                   | 0                                | 32,500                      |
| 8399999   | Subtotals - Bonds.....                          |      |                 |                  |                 | 17,384,975                   | 0                                | 32,500                      |
| 8899999   | Total - Cash Equivalents.....                   |      |                 |                  |                 | 17,384,975                   | 0                                | 32,500                      |

QE13