



QUARTERLY STATEMENT

As of June 30, 2019
of the Condition and Affairs of the

Metropolitan Group Property and Casualty Insurance Company

| | | |
|---|---|--|
| NAIC Group Code.....241, 241 (Current Period) (Prior Period) | NAIC Company Code..... 34339 | Employer's ID Number..... 13-2915260 |
| Organized under the Laws of RI | State of Domicile or Port of Entry RI | Country of Domicile US |
| Incorporated/Organized..... December 10, 1976 | Commenced Business..... December 1, 1977 | |
| Statutory Home Office | 700 Quaker Lane .. Warwick .. RI .. US .. 02886-6669 <i>(Street and Number) (City or Town, State, Country and Zip Code)</i> | |
| Main Administrative Office | 700 Quaker Lane .. Warwick .. RI .. US .. 02886-6669 <i>(Street and Number) (City or Town, State, Country and Zip Code)</i> | 401-827-2400 <i>(Area Code) (Telephone Number)</i> |
| Mail Address | PO Box 350, 700 Quaker Lane .. Warwick .. RI .. US .. 02887-0350 <i>(Street and Number or P. O. Box) (City or Town, State, Country and Zip Code)</i> | |
| Primary Location of Books and Records | 700 Quaker Lane .. Warwick .. RI .. US .. 02886-6669 <i>(Street and Number) (City or Town, State, Country and Zip Code)</i> | 800-638-4208 <i>(Area Code) (Telephone Number)</i> |
| Internet Web Site Address | www.metlife.com | |
| Statutory Statement Contact | Kevin Paul Swift <i>(Name)</i> kswift@metlife.com <i>(E-Mail Address)</i> | 800-638-4208 <i>(Area Code) (Telephone Number) (Extension)</i> 401-827-2315 <i>(Fax Number)</i> |

OFFICERS

| Name | Title | Name | Title |
|---------------------------|--|----------------------------|---|
| 1. Darla Ann Finchum # | President | 2. Maura Catherine Travers | Assistant General Counsel and Secretary |
| 3. Michael John Bednarick | Vice President and Chief Financial Officer | 4. Edward Allen Spehar Jr. | Treasurer |

OTHER

| | | | |
|----------------------------|--|----------------------------|---|
| Zulfi Shafaat Ahmed | Senior Vice President and Chief Information Security Officer | Robert Edward Bean | Vice President |
| Kevin Chean | Vice President | Charles Patrick Connelly | Vice President and Assistant Treasurer |
| Barbara Jean Furr | Vice President | Paul Edward Gavin | Senior Vice President |
| Lorene Elsie Guardado | Vice President | Lise Ann Hasegawa | Vice President |
| Michelle Lee Kolodziejczak | Vice President | Richard Jay Leist | Executive Vice President and Executive Investment |
| Richard Paul Lonardo | Vice President | Aaron Matthew McClain | Vice President |
| Albert Montoya | Vice President and Investment Officer | Robert Francis Nostramo | Vice President and General Counsel |
| Kevin Stanley Redgate | Senior Vice President and Senior Investment Office | Christopher Timothy Rhodes | Vice President |
| James Sheridan Stevens | Vice President and Investment Officer | Richard Andrew Stevens | Vice President and Controller |
| Calvin Tyrone Strong | Vice President | | |

DIRECTORS OR TRUSTEES

| | | |
|------------------------|---------------------|-------------------|
| Michael John Bednarick | Darla Ann Finchum # | Barbara Jean Furr |
|------------------------|---------------------|-------------------|

State of..... Rhode Island
County of..... Kent

The officers of this reporting entity being duly sworn, each depose and say that they are the described officers of said reporting entity, and that on the reporting period stated above, all of the herein described assets were the absolute property of the said reporting entity, free and clear from any liens or claims thereon, except as herein stated, and that this statement, together with related exhibits, schedules and explanations therein contained, annexed or referred to, is a full and true statement of all the assets and liabilities and of the condition and affairs of the said reporting entity as of the reporting period stated above, and of its income and deductions therefrom for the period ended, and have been completed in accordance with the NAIC *Annual Statement Instructions and Accounting Practices and Procedures* manual except to the extent that: (1) state law may differ; or, (2) that state rules or regulations require differences in reporting not related to accounting practices and procedures, according to the best of their information, knowledge and belief, respectively. Furthermore, the scope of this attestation by the described officers also includes the related corresponding electronic filing with the NAIC, when required, that is an exact copy (except for formatting differences due to electronic filing) of the enclosed statement. The electronic filing may be requested by various regulators in lieu of or in addition to the enclosed statement.

Darla Ann Finchum
President

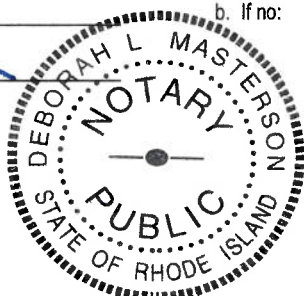
Maura Catherine Travers
Assistant General Counsel and Secretary

Michael John Bednarick
Vice President and Chief Financial Officer

Subscribed and sworn to before me
This 9th day of August, 2019

a. Is this an original filing? Yes [X] No []
b. If no: 1. State the amendment number _____
2. Date filed _____
3. Number of pages attached _____

Deborah L. Masterson
Notary
June 24, 2021



ASSETS

| | Current Statement Date | | | 4 December 31 Prior Year Net Admitted Assets |
|--|------------------------|----------------------------|--|---|
| | 1 Assets | 2 Nonadmitted Assets | 3 Net Admitted Assets (Cols. 1 - 2) | |
| 1. Bonds..... | 394,055,556 | | 394,055,556 | 367,827,447 |
| 2. Stocks: | | | | |
| 2.1 Preferred stocks..... | | | 0 | |
| 2.2 Common stocks..... | | | 0 | |
| 3. Mortgage loans on real estate: | | | | |
| 3.1 First liens..... | | | 0 | |
| 3.2 Other than first liens..... | | | 0 | |
| 4. Real estate: | | | | |
| 4.1 Properties occupied by the company (less \$.....0 encumbrances)..... | | | 0 | |
| 4.2 Properties held for the production of income (less \$.....0 encumbrances)..... | | | 0 | |
| 4.3 Properties held for sale (less \$.....0 encumbrances)..... | | | 0 | |
| 5. Cash (\$.....1,137,138), cash equivalents (\$.....4,988,949) and short-term investments (\$.....0)..... | 6,126,087 | | 6,126,087 | 25,711,650 |
| 6. Contract loans (including \$.....0 premium notes)..... | | | 0 | |
| 7. Derivatives..... | | | 0 | |
| 8. Other invested assets..... | | | 0 | |
| 9. Receivables for securities..... | | | 0 | |
| 10. Securities lending reinvested collateral assets..... | | | 0 | |
| 11. Aggregate write-ins for invested assets..... | 0 | 0 | 0 | 0 |
| 12. Subtotals, cash and invested assets (Lines 1 to 11)..... | 400,181,643 | 0 | 400,181,643 | 393,539,097 |
| 13. Title plants less \$.....0 charged off (for Title insurers only)..... | | | 0 | |
| 14. Investment income due and accrued..... | 4,048,752 | | 4,048,752 | 3,798,119 |
| 15. Premiums and considerations: | | | | |
| 15.1 Uncollected premiums and agents' balances in the course of collection..... | 16,592,416 | 11,611,385 | 4,981,031 | 4,434,374 |
| 15.2 Deferred premiums, agents' balances and installments booked but deferred and not yet due (including \$.....0 earned but unbilled premiums)..... | 303,319,047 | | 303,319,047 | 304,514,998 |
| 15.3 Accrued retrospective premiums (\$.....0) and contracts subject to redetermination (\$.....0)..... | | | 0 | |
| 16. Reinsurance: | | | | |
| 16.1 Amounts recoverable from reinsurers..... | 8,613,356 | | 8,613,356 | 8,240,755 |
| 16.2 Funds held by or deposited with reinsured companies..... | | | 0 | |
| 16.3 Other amounts receivable under reinsurance contracts..... | | | 0 | |
| 17. Amounts receivable relating to uninsured plans..... | | | 0 | |
| 18.1 Current federal and foreign income tax recoverable and interest thereon..... | 1,820,544 | | 1,820,544 | 1,799,374 |
| 18.2 Net deferred tax asset..... | 4,570,825 | 1,327,268 | 3,243,557 | 4,022,382 |
| 19. Guaranty funds receivable or on deposit..... | | | 0 | |
| 20. Electronic data processing equipment and software..... | | | 0 | |
| 21. Furniture and equipment, including health care delivery assets (\$.....0)..... | | | 0 | |
| 22. Net adjustment in assets and liabilities due to foreign exchange rates..... | | | 0 | |
| 23. Receivables from parent, subsidiaries and affiliates..... | | | 0 | |
| 24. Health care (\$.....0) and other amounts receivable..... | | | 0 | |
| 25. Aggregate write-ins for other than invested assets..... | 0 | 0 | 0 | 0 |
| 26. Total assets excluding Separate Accounts, Segregated Accounts and Protected Cell Accounts (Lines 12 through 25)..... | 739,146,583 | 12,938,653 | 726,207,930 | 720,349,099 |
| 27. From Separate Accounts, Segregated Accounts and Protected Cell Accounts..... | | | 0 | |
| 28. Total (Lines 26 and 27)..... | 739,146,583 | 12,938,653 | 726,207,930 | 720,349,099 |

DETAILS OF WRITE-INS

| | | | | |
|--|---|---|---|---|
| 1101..... | | | 0 | |
| 1102..... | | | 0 | |
| 1103..... | | | 0 | |
| 1198. Summary of remaining write-ins for Line 11 from overflow page..... | 0 | 0 | 0 | 0 |
| 1199. Totals (Lines 1101 thru 1103 plus 1198) (Line 11 above)..... | 0 | 0 | 0 | 0 |
| 2501..... | | | 0 | |
| 2502..... | | | 0 | |
| 2503..... | | | 0 | |
| 2598. Summary of remaining write-ins for Line 25 from overflow page..... | 0 | 0 | 0 | 0 |
| 2599. Totals (Lines 2501 thru 2503 plus 2598) (Line 25 above)..... | 0 | 0 | 0 | 0 |

LIABILITIES, SURPLUS AND OTHER FUNDS

| | 1 Current Statement Date | 2 December 31 Prior Year |
|---|--------------------------------|--------------------------------|
| 1. Losses (current accident year \$.....0)..... | | |
| 2. Reinsurance payable on paid losses and loss adjustment expenses..... | .435,189 | 62,588 |
| 3. Loss adjustment expenses..... | | |
| 4. Commissions payable, contingent commissions and other similar charges..... | | |
| 5. Other expenses (excluding taxes, licenses and fees)..... | | |
| 6. Taxes, licenses and fees (excluding federal and foreign income taxes)..... | | |
| 7.1 Current federal and foreign income taxes (including \$.....0 on realized capital gains (losses))..... | | |
| 7.2 Net deferred tax liability..... | | |
| 8. Borrowed money \$.....0 and interest thereon \$.....0..... | | |
| 9. Unearned premiums (after deducting unearned premiums for ceded reinsurance of \$....363,359,270 and including warranty reserves of \$.....0 and accrued accident and health experience rating refunds including \$.....0 for medical loss ratio rebate per the Public Health Service Act)..... | | |
| 10. Advance premium..... | | |
| 11. Dividends declared and unpaid: | | |
| 11.1 Stockholders..... | | |
| 11.2 Policyholders..... | | |
| 12. Ceded reinsurance premiums payable (net of ceding commissions)..... | .319,911,463 | .320,267,980 |
| 13. Funds held by company under reinsurance treaties..... | .296,298 | .296,298 |
| 14. Amounts withheld or retained by company for account of others..... | | |
| 15. Remittances and items not allocated..... | | |
| 16. Provision for reinsurance (including \$.....0 certified)..... | .2,002,805 | .2,002,805 |
| 17. Net adjustments in assets and liabilities due to foreign exchange rates..... | | |
| 18. Drafts outstanding..... | | |
| 19. Payable to parent, subsidiaries and affiliates..... | .30,106 | .10,259 |
| 20. Derivatives..... | | |
| 21. Payable for securities..... | | |
| 22. Payable for securities lending..... | | |
| 23. Liability for amounts held under uninsured plans..... | | |
| 24. Capital notes \$.....0 and interest thereon \$.....0..... | | |
| 25. Aggregate write-ins for liabilities..... | .0 | .0 |
| 26. Total liabilities excluding protected cell liabilities (Lines 1 through 25)..... | .322,675,861 | .322,639,930 |
| 27. Protected cell liabilities..... | | |
| 28. Total liabilities (Lines 26 and 27)..... | .322,675,861 | .322,639,930 |
| 29. Aggregate write-ins for special surplus funds..... | .0 | .0 |
| 30. Common capital stock..... | .3,000,000 | .3,000,000 |
| 31. Preferred capital stock..... | | |
| 32. Aggregate write-ins for other than special surplus funds..... | .0 | .0 |
| 33. Surplus notes..... | | |
| 34. Gross paid in and contributed surplus..... | .192,546,568 | .192,546,568 |
| 35. Unassigned funds (surplus)..... | .207,985,501 | .202,162,601 |
| 36. Less treasury stock, at cost: | | |
| 36.10.000 shares common (value included in Line 30 \$.....0)..... | | |
| 36.20.000 shares preferred (value included in Line 31 \$.....0)..... | | |
| 37. Surplus as regards policyholders (Lines 29 to 35, less 36)..... | .403,532,069 | .397,709,169 |
| 38. Totals (Page 2, Line 28, Col. 3)..... | .726,207,930 | .720,349,099 |

DETAILS OF WRITE-INS

| | | |
|--|----|----|
| 2501. | | |
| 2502. | | |
| 2503. | | |
| 2598. Summary of remaining write-ins for Line 25 from overflow page..... | .0 | .0 |
| 2599. Totals (Lines 2501 thru 2503 plus 2598) (Line 25 above)..... | .0 | .0 |
| 2901. | | |
| 2902. | | |
| 2903. | | |
| 2998. Summary of remaining write-ins for Line 29 from overflow page..... | .0 | .0 |
| 2999. Totals (Lines 2901 thru 2903 plus 2998) (Line 29 above)..... | .0 | .0 |
| 3201. | | |
| 3202. | | |
| 3203. | | |
| 3298. Summary of remaining write-ins for Line 32 from overflow page..... | .0 | .0 |
| 3299. Totals (Lines 3201 thru 3203 plus 3298) (Line 32 above)..... | .0 | .0 |

STATEMENT OF INCOME

| | 1 Current Year to Date | 2 Prior Year to Date | 3 Prior Year Ended December 31 |
|---|------------------------------|----------------------------|--------------------------------------|
| UNDERWRITING INCOME | | | |
| 1. Premiums earned: | | | |
| 1.1 Direct..... (written \$.....395,653,270)..... | 392,744,853 | 377,296,498 | 771,268,968 |
| 1.2 Assumed..... (written \$.....0)..... | | 44 | 44 |
| 1.3 Ceded..... (written \$.....395,653,270)..... | 392,744,853 | 377,296,542 | 771,269,012 |
| 1.4 Net..... (written \$.....0)..... | 0 | 0 | 0 |
| DEDUCTIONS: | | | |
| 2. Losses incurred (current accident year \$.....0): | | | |
| 2.1 Direct..... | 211,792,003 | 214,649,461 | 428,514,188 |
| 2.2 Assumed..... | (214,763) | 4,126,981 | 6,417,223 |
| 2.3 Ceded..... | 211,577,240 | 218,776,442 | 434,931,411 |
| 2.4 Net..... | 0 | 0 | 0 |
| 3. Loss adjustment expenses incurred..... | | | |
| 4. Other underwriting expenses incurred..... | | | (1,101) |
| 5. Aggregate write-ins for underwriting deductions..... | 0 | 0 | 0 |
| 6. Total underwriting deductions (Lines 2 through 5)..... | 0 | 0 | (1,101) |
| 7. Net income of protected cells..... | | | |
| 8. Net underwriting gain (loss) (Line 1 minus Line 6 + Line 7)..... | 0 | 0 | 1,101 |
| INVESTMENT INCOME | | | |
| 9. Net investment income earned..... | 6,790,118 | 8,347,515 | 16,165,667 |
| 10. Net realized capital gains (losses) less capital gains tax of \$.....5,562..... | 16,450 | (38,703) | 59,913 |
| 11. Net investment gain (loss) (Lines 9 + 10)..... | 6,806,568 | 8,308,812 | 16,225,580 |
| OTHER INCOME | | | |
| 12. Net gain or (loss) from agents' or premium balances charged off (amount recovered \$.....0 amount charged off \$.....6,841,086)..... | (6,841,086) | (5,950,502) | (12,080,607) |
| 13. Finance and service charges not included in premiums..... | 442,341 | 465,974 | 918,522 |
| 14. Aggregate write-ins for miscellaneous income..... | 6,398,745 | 5,484,528 | 11,162,085 |
| 15. Total other income (Lines 12 through 14)..... | 0 | 0 | 0 |
| 16. Net income before dividends to policyholders, after capital gains tax and before all other federal and foreign income taxes (Lines 8 + 11 + 15)..... | 6,806,568 | 8,308,812 | 16,226,681 |
| 17. Dividends to policyholders..... | | | |
| 18. Net income, after dividends to policyholders, after capital gains tax and before all other federal and foreign income taxes (Line 16 minus Line 17)..... | 6,806,568 | 8,308,812 | 16,226,681 |
| 19. Federal and foreign income taxes incurred..... | (26,732) | (1,079,440) | (2,290,924) |
| 20. Net income (Line 18 minus Line 19) (to Line 22)..... | 6,833,300 | 9,388,252 | 18,517,605 |
| CAPITAL AND SURPLUS ACCOUNT | | | |
| 21. Surplus as regards policyholders, December 31 prior year..... | 397,709,169 | 386,162,202 | 386,162,202 |
| 22. Net income (from Line 20)..... | 6,833,300 | 9,388,252 | 18,517,605 |
| 23. Net transfers (to) from Protected Cell accounts..... | | | |
| 24. Change in net unrealized capital gains or (losses) less capital gains tax of \$.....0..... | | | |
| 25. Change in net unrealized foreign exchange capital gain (loss)..... | | | |
| 26. Change in net deferred income tax..... | (804,100) | (1,889,855) | (3,289,572) |
| 27. Change in nonadmitted assets..... | (206,300) | 177,600 | (2,141,982) |
| 28. Change in provision for reinsurance..... | | | 1,460,916 |
| 29. Change in surplus notes..... | | | |
| 30. Surplus (contributed to) withdrawn from protected cells..... | | | |
| 31. Cumulative effect of changes in accounting principles..... | | | |
| 32. Capital changes: | | | |
| 32.1 Paid in..... | | | |
| 32.2 Transferred from surplus (Stock Dividend)..... | | | |
| 32.3 Transferred to surplus..... | | | |
| 33. Surplus adjustments: | | | |
| 33.1 Paid in..... | | | |
| 33.2 Transferred to capital (Stock Dividend)..... | | | |
| 33.3 Transferred from capital..... | | | |
| 34. Net remittances from or (to) Home Office..... | | | |
| 35. Dividends to stockholders..... | | | (3,000,000) |
| 36. Change in treasury stock..... | | | |
| 37. Aggregate write-ins for gains and losses in surplus..... | 0 | 0 | 0 |
| 38. Change in surplus as regards policyholders (Lines 22 through 37)..... | 5,822,900 | 7,675,997 | 11,546,967 |
| 39. Surplus as regards policyholders, as of statement date (Lines 21 plus 38)..... | 403,532,069 | 393,838,199 | 397,709,169 |
| DETAILS OF WRITE-INS | | | |
| 0501. | | | |
| 0502. | | | |
| 0503. | | | |
| 0598. Summary of remaining write-ins for Line 5 from overflow page..... | 0 | 0 | 0 |
| 0599. Totals (Lines 0501 thru 0503 plus 0598) (Line 5 above)..... | 0 | 0 | 0 |
| 1401. Restated quota share - dividends, write-offs, payment fees..... | 6,398,745 | 5,484,528 | 11,162,085 |
| 1402. | | | |
| 1403. | | | |
| 1498. Summary of remaining write-ins for Line 14 from overflow page..... | 0 | 0 | 0 |
| 1499. Totals (Lines 1401 thru 1403 plus 1498) (Line 14 above)..... | 6,398,745 | 5,484,528 | 11,162,085 |
| 3701. | | | |
| 3702. | | | |
| 3703. | | | |
| 3798. Summary of remaining write-ins for Line 37 from overflow page..... | 0 | 0 | 0 |
| 3799. Totals (Lines 3701 thru 3703 plus 3798) (Line 37 above)..... | 0 | 0 | 0 |

CASH FLOW

| | 1 Current Year to Date | 2 Prior Year To Date | 3 Prior Year Ended December 31 |
|---|------------------------------|----------------------------|--------------------------------------|
| CASH FROM OPERATIONS | | | |
| 1. Premiums collected net of reinsurance..... | | | |
| 2. Net investment income..... | 7,710,899 | 8,407,678 | 13,544,760 |
| 3. Miscellaneous income..... | | | |
| 4. Total (Lines 1 through 3)..... | 7,710,899 | 8,407,678 | 13,544,760 |
| 5. Benefit and loss related payments..... | | | (3,671,759) |
| 6. Net transfers to Separate Accounts, Segregated Accounts and Protected Cell Accounts..... | | | |
| 7. Commissions, expenses paid and aggregate write-ins for deductions..... | | | (1,101) |
| 8. Dividends paid to policyholders..... | | | |
| 9. Federal and foreign income taxes paid (recovered) net of \$.....0 tax on capital gains (losses)..... | | | (532,914) |
| 10. Total (Lines 5 through 9)..... | 0 | 0 | (4,205,774) |
| 11. Net cash from operations (Line 4 minus Line 10)..... | 7,710,899 | 8,407,678 | 17,750,534 |
| CASH FROM INVESTMENTS | | | |
| 12. Proceeds from investments sold, matured or repaid: | | | |
| 12.1 Bonds..... | 17,453,376 | 30,323,813 | 81,873,644 |
| 12.2 Stocks..... | | | |
| 12.3 Mortgage loans..... | | | |
| 12.4 Real estate..... | | | |
| 12.5 Other invested assets..... | | | |
| 12.6 Net gains or (losses) on cash, cash equivalents and short-term investments..... | 1,980 | (704) | (2,343) |
| 12.7 Miscellaneous proceeds..... | | 20,783,103 | |
| 12.8 Total investment proceeds (Lines 12.1 to 12.7)..... | 17,455,356 | 51,106,212 | 81,871,301 |
| 13. Cost of investments acquired (long-term only): | | | |
| 13.1 Bonds..... | 44,832,866 | 35,039,101 | 77,406,143 |
| 13.2 Stocks..... | | | |
| 13.3 Mortgage loans..... | | | |
| 13.4 Real estate..... | | | |
| 13.5 Other invested assets..... | | | |
| 13.6 Miscellaneous applications..... | | | |
| 13.7 Total investments acquired (Lines 13.1 to 13.6)..... | 44,832,866 | 35,039,101 | 77,406,143 |
| 14. Net increase or (decrease) in contract loans and premium notes..... | | | |
| 15. Net cash from investments (Line 12.8 minus Line 13.7 and Line 14)..... | (27,377,510) | 16,067,111 | 4,465,158 |
| CASH FROM FINANCING AND MISCELLANEOUS SOURCES | | | |
| 16. Cash provided (applied): | | | |
| 16.1 Surplus notes, capital notes..... | | | |
| 16.2 Capital and paid in surplus, less treasury stock..... | | | |
| 16.3 Borrowed funds..... | | | |
| 16.4 Net deposits on deposit-type contracts and other insurance liabilities..... | | | |
| 16.5 Dividends to stockholders..... | | | 3,000,000 |
| 16.6 Other cash provided (applied)..... | 81,048 | 269,184 | 121,389 |
| 17. Net cash from financing and miscellaneous sources (Lines 16.1 through 16.4 minus Line 16.5 plus Line 16.6)..... | 81,048 | 269,184 | (2,878,611) |
| RECONCILIATION OF CASH, CASH EQUIVALENTS AND SHORT-TERM INVESTMENTS | | | |
| 18. Net change in cash, cash equivalents and short-term investments (Line 11 plus Line 15 plus Line 17)..... | (19,585,563) | 24,743,973 | 19,337,081 |
| 19. Cash, cash equivalents and short-term investments: | | | |
| 19.1 Beginning of year..... | 25,711,650 | 6,374,569 | 6,374,569 |
| 19.2 End of period (Line 18 plus Line 19.1)..... | 6,126,087 | 31,118,542 | 25,711,650 |
| Note: Supplemental disclosures of cash flow information for non-cash transactions: | | | |
| 20.0001 Security exchanges..... | 2,495,654 | 4,960,724 | 4,960,724 |
| 20.0002 Deferred premiums..... | 1,195,951 | 4,556,885 | 22,359,920 |
| 20.0003 Agents balance in course of collection..... | 839,434 | 1,437,900 | 8,711 |
| 20.0004 Reinsurance payable on paid losses and expenses..... | 372,601 | 1,379,014 | 1,329,301 |
| 20.0005 Amounts recoverable from reinsurers..... | 372,601 | 551,300 | 697,084 |
| 20.0006 Ceded reinsurance payable..... | 356,517 | 5,322,140 | 24,594,058 |

NOTES TO THE FINANCIAL STATEMENTS**1. Summary of Significant Accounting Policies and Going Concern****A. Accounting Practices**

The accompanying financial statements of Metropolitan Group Property and Casualty Insurance Company (the "Company" or "MGPC") have been prepared on the basis of accounting standards prescribed or permitted ("RI SAP") by the State of Rhode Island ("RI") Department of Business Regulation, Insurance Division (the "Department" or "RIDBR").

The Department recognizes only the statutory accounting practices prescribed or permitted by Rhode Island in determining and reporting the financial condition and results of operations of an insurance company, in determining its solvency under the Rhode Island Insurance Law. In 2001, the National Association of Insurance Commissioners' ("NAIC") *Accounting Practices and Procedures Manual* ("NAIC SAP") was adopted as the basis of RI SAP.

Rhode Island has not adopted any prescribed accounting practices that differ from those found in NAIC SAP. A reconciliation of the Company's net income and capital and surplus between RI SAP and NAIC SAP is as follows:

| | SSAP Number ⁽¹⁾ | Financial Statement Page | Financial Statement Line Number | For the Six Months Ended June 30, 2019 | For the Year Ended December 31, 2018 |
|---|-------------------------------|--------------------------------|--|--|---|
| Net income, RI SAP | | | | \$ 6,833,300 | \$ 18,517,605 |
| State prescribed practices: NONE | | | | — | — |
| State permitted practices: NONE | | | | — | — |
| Net income, NAIC SAP | | | | <u>\$ 6,833,300</u> | <u>\$ 18,517,605</u> |
| | | | | June 30, 2019 | December 31, 2018 |
| Statutory capital and surplus, RI SAP | | | | \$ 403,532,069 | \$ 397,709,169 |
| State prescribed practices: NONE | | | | — | — |
| State permitted practices: NONE | | | | — | — |
| Statutory capital and surplus, NAIC SAP | | | | <u>\$ 403,532,069</u> | <u>\$ 397,709,169</u> |

⁽¹⁾ Statement of Statutory Accounting Principles ("SSAP")

B. No significant change.**C. Accounting Policy**

(1) No significant change.

(2) The Company did not sell and reacquire any Securities Valuation Office Identified investments.

(3-5) No significant change.

(6) Mortgage-backed bonds, included in bonds, are generally stated at amortized cost using the scientific method unless they have a NAIC rating designation of 3, 4, 5, or 6, which are stated at the lower of amortized cost or fair value. Amortization of the discount or premium from the purchase of these securities considers the estimated timing and amount of prepayments of the underlying mortgage loans. Actual prepayment experience is periodically reviewed and effective yields are recalculated when differences arise between the prepayments originally anticipated and the actual prepayments received and currently anticipated. For credit-sensitive mortgage-backed and asset-backed bonds and certain prepayment-sensitive bonds (e.g., interest-only securities), the effective yield is recalculated on a prospective basis. For all other mortgage-backed and asset-backed bonds, the effective yield is recalculated on a retrospective basis.

For certain residential mortgage-backed securities ("RMBS") and commercial mortgage-backed securities ("CMBS"), both an initial and final NAIC designation is determined on a security-by-security basis based on a range of values published by the NAIC. The initial designation is used to determine the carrying value of the RMBS or CMBS. RMBS and CMBS with initial designations of 1 or 2 are stated at amortized cost, while RMBS and CMBS with initial designations of 3, 4, 5 or 6 are stated at the lower of amortized cost or fair value. The final designation calculation compares this carrying value with a range of values, resulting in a final NAIC designation reported herein, which is used for all other accounting and reporting purposes.

(7-13) No significant change.

D. Going Concern

Management does not have any substantial doubt about the Company's ability to continue as a going concern.

2. Accounting Changes and Corrections of Errors

No significant change.

NOTES TO THE FINANCIAL STATEMENTS

3. Business Combinations and Goodwill

No significant change.

4. Discontinued Operations

No significant change.

5. Investments

A-C. No significant change.

D. Loan-backed Securities

(1-5) The Company did not have any loan-backed securities with impairments during the six months ended June 30, 2019.

E. Dollar Repurchase Agreements and/or Securities Lending Transactions

(1-2) No significant change.

(3) Collateral received

The Company did not receive any collateral as of June 30, 2019.

(4-7) No significant change.

F. Repurchase Agreements Transactions Accounted for as Secured Borrowing

The Company did not have any repurchase agreement transactions accounted for as secured borrowings as of June 30, 2019.

G. Reverse Repurchase Agreements Transactions Accounted for as Secured Borrowing

The Company did not have any reverse repurchase agreement transactions accounted for as secured borrowings as of June 30, 2019.

H. Repurchase Agreements Transactions Accounted for as a Sale

The Company did not have any repurchase agreement transactions accounted for as a sale as of June 30, 2019.

I. Reverse Repurchase Agreements Transactions Accounted for as a Sale

The Company did not have any reverse repurchase agreement transactions accounted for as a sale as of June 30, 2019.

J-L. No significant change.

M. Working Capital Finance Investments

The Company had no working capital finance investments as of June 30, 2019.

N. Offsetting and Netting of Assets and Liabilities

The Company had no assets and liabilities which are offset and reported net in accordance with a valid right to offset.

O-Q. No significant change.

R. Prepayment Penalty and Acceleration Fees

The Company did not have any securities sold, redeemed or otherwise disposed of as a result of a callable feature, during the six months ended June 30, 2019.

6. Joint Ventures, Partnerships and Limited Liability Companies

No significant change.

7. Investment Income

No significant change.

8. Derivative Instruments

No significant change.

NOTES TO THE FINANCIAL STATEMENTS**9. Income Taxes**

A. The components of net deferred tax assets (“DTA”) and deferred tax liabilities (“DTL”) consisted of the following:

| | June 30, 2019 | | |
|---|----------------------|----------------|---------------------|
| | Ordinary | Capital | Total |
| Gross DTA | \$ 4,824,501 | \$ 108,029 | \$ 4,932,530 |
| Statutory valuation allowance adjustments | — | — | — |
| Adjusted gross DTA | 4,824,501 | 108,029 | 4,932,530 |
| DTA nonadmitted | (1,219,239) | (108,029) | (1,327,268) |
| Subtotal net admitted DTA | 3,605,262 | — | 3,605,262 |
| DTL | (361,705) | — | (361,705) |
| Net admitted DTA/(Net DTL) | <u>\$ 3,243,557</u> | <u>\$ —</u> | <u>\$ 3,243,557</u> |

| | December 31, 2018 | | |
|---|--------------------------|----------------|---------------------|
| | Ordinary | Capital | Total |
| Gross DTA | \$ 5,603,326 | \$ 108,029 | \$ 5,711,355 |
| Statutory valuation allowance adjustments | — | — | — |
| Adjusted gross DTA | 5,603,326 | 108,029 | 5,711,355 |
| DTA nonadmitted | (1,244,514) | (108,029) | (1,352,543) |
| Subtotal net admitted DTA | 4,358,812 | — | 4,358,812 |
| DTL | (336,430) | — | (336,430) |
| Net admitted DTA/(Net DTL) | <u>\$ 4,022,382</u> | <u>\$ —</u> | <u>\$ 4,022,382</u> |

| | Change | | |
|---|---------------------|----------------|---------------------|
| | Ordinary | Capital | Total |
| Gross DTA | \$ (778,825) | \$ — | \$ (778,825) |
| Statutory valuation allowance adjustments | — | — | — |
| Adjusted gross DTA | (778,825) | — | (778,825) |
| DTA nonadmitted | 25,275 | — | 25,275 |
| Subtotal net admitted DTA | (753,550) | — | (753,550) |
| DTL | (25,275) | — | (25,275) |
| Net admitted DTA/(Net DTL) | <u>\$ (778,825)</u> | <u>\$ —</u> | <u>\$ (778,825)</u> |

Admission calculation components - SSAP 101:

| | June 30, 2019 | | |
|---|----------------------|----------------|---------------------|
| | Ordinary | Capital | Total |
| Federal income taxes paid in prior years recoverable through loss carrybacks | \$ — | \$ — | \$ — |
| Adjusted gross DTA expected to be realized (excluding the amount of DTA from above) after application of the threshold limitation (the lesser of 1 and 2 below) | 3,243,557 | — | 3,243,557 |
| 1. Adjusted gross DTA expected to be realized following the balance sheet date | 3,243,557 | — | 3,243,557 |
| 2. Adjusted gross DTA allowed per limitation threshold | XXX | XXX | 60,043,277 |
| Adjusted gross DTA (excluding the amount of DTA from above) offset by gross DTL | 361,705 | — | 361,705 |
| DTA admitted as the result of application of SSAP 101 total | <u>\$ 3,605,262</u> | <u>\$ —</u> | <u>\$ 3,605,262</u> |

| | December 31, 2018 | | |
|---|--------------------------|----------------|---------------------|
| | Ordinary | Capital | Total |
| Federal income taxes paid in prior years recoverable through loss carrybacks | \$ — | \$ — | \$ — |
| Adjusted gross DTA expected to be realized (excluding the amount of DTA from above) after application of the threshold limitation (the lesser of 1 and 2 below) | 4,022,382 | — | 4,022,382 |
| 1. Adjusted gross DTA expected to be realized following the balance sheet date | 4,022,382 | — | 4,022,382 |
| 2. Adjusted gross DTA allowed per limitation threshold | XXX | XXX | 59,053,018 |
| Adjusted gross DTA (excluding the amount of DTA from above) offset by gross DTL | 336,430 | — | 336,430 |
| DTA admitted as the result of application of SSAP 101 total | <u>\$ 4,358,812</u> | <u>\$ —</u> | <u>\$ 4,358,812</u> |

NOTES TO THE FINANCIAL STATEMENTS

| | Change | | |
|---|---------------------|-------------|---------------------|
| | Ordinary | Capital | Total |
| Federal income taxes paid in prior years recoverable through loss carrybacks | \$ — | \$ — | \$ — |
| Adjusted gross DTA expected to be realized (excluding the amount of DTA from above) after application of the threshold limitation (the lesser of 1 and 2 below) | (778,825) | — | (778,825) |
| 1. Adjusted gross DTA expected to be realized following the balance sheet date | (778,825) | — | (778,825) |
| 2. Adjusted gross DTA allowed per limitation threshold | XXX | XXX | 990,259 |
| Adjusted gross DTA (excluding the amount of DTA from above) offset by gross DTL | 25,275 | — | 25,275 |
| DTA admitted as the result of application of SSAP 101 total | <u>\$ (753,550)</u> | <u>\$ —</u> | <u>\$ (753,550)</u> |

| | 2019 | 2018 |
|---|----------------|----------------|
| RBC percentage used to determine recovery period and threshold limitation amount | 5917% | 5819% |
| Amount of total adjusted capital used to determine recovery period and threshold limitation | \$ 400,288,512 | \$ 393,686,787 |

Management believes the Company will be able to utilize the DTA in the future without any tax planning strategies.

Do the Company's tax planning strategies include the use of reinsurance? No

B. No significant change.

C. Current income taxes incurred consisted of the following major components:

| | June 30, 2019 | December 31, 2018 |
|--|--------------------|-----------------------|
| Current Income Tax: | | |
| Federal | \$ (26,732) | \$ (2,290,924) |
| Foreign | — | — |
| Subtotal | (26,732) | (2,290,924) |
| Federal income tax on net capital gains (losses) | 5,562 | 18,464 |
| Utilization of capital loss carryforwards | — | — |
| Other | — | — |
| Federal and foreign income taxes incurred | <u>\$ (21,170)</u> | <u>\$ (2,272,460)</u> |

The changes in the main components of deferred income tax amounts were as follows:

| DTA: | June 30, 2019 | December 31, 2018 | Change |
|--|---------------|-------------------|-----------|
| Ordinary: | | | |
| Discounting of unpaid losses | \$ — | \$ — | \$ — |
| Unearned premium reserve | — | — | — |
| Policyholder reserves | 686,218 | 686,218 | — |
| Investments | — | — | — |
| Deferred acquisition costs | — | — | — |
| Policyholder dividends accrual | — | — | — |
| Fixed assets | — | — | — |
| Compensation and benefits accrual | — | — | — |
| Pension accrual | — | — | — |
| Receivables - nonadmitted | — | — | — |
| Net operating loss carryforward | — | — | — |
| Tax credit carryforwards | 805,166 | 1,632,622 | (827,456) |
| Other (including items <5% of total ordinary tax assets) | 894,725 | 894,725 | — |
| Nonadmitted assets | 2,438,392 | 2,389,761 | 48,631 |
| Subtotal | 4,824,501 | 5,603,326 | (778,825) |
| Statutory valuation allowance adjustment | — | — | — |
| Nonadmitted | (1,219,239) | (1,244,514) | 25,275 |
| Admitted ordinary DTA | 3,605,262 | 4,358,812 | (753,550) |

NOTES TO THE FINANCIAL STATEMENTS

| | <u>June 30, 2019</u> | <u>December 31, 2018</u> | <u>Change</u> |
|---|----------------------|--------------------------|---------------------|
| Capital: | | | |
| Investments | 108,029 | 108,029 | — |
| Net capital loss carryforward | — | — | — |
| Real estate | — | — | — |
| Other (including items <5% of total capital tax assets) | — | — | — |
| Subtotal | <u>108,029</u> | <u>108,029</u> | <u>—</u> |
| Statutory valuation allowance adjustment | — | — | — |
| Nonadmitted | (108,029) | (108,029) | — |
| Admitted capital DTA | — | — | — |
| Admitted DTA | <u>\$ 3,605,262</u> | <u>\$ 4,358,812</u> | <u>\$ (753,550)</u> |

| | <u>June 30, 2019</u> | <u>December 31, 2018</u> | <u>Change</u> |
|---|----------------------|--------------------------|-----------------|
| DTL : | | | |
| Ordinary: | | | |
| Investments | \$ (340,798) | \$ (315,523) | \$ (25,275) |
| Fixed assets | — | — | — |
| Deferred and uncollected premiums | — | — | — |
| Policyholder reserves | — | — | — |
| Other (including items <5% of total ordinary tax liabilities) | — | — | — |
| Employee benefits | (20,907) | (20,907) | — |
| Subtotal | <u>(361,705)</u> | <u>(336,430)</u> | <u>(25,275)</u> |

| | | | |
|--|---------------------|---------------------|---------------------|
| Capital: | | | |
| Investments | — | — | — |
| Real estate | — | — | — |
| Other (including items <5% of total capital tax liabilities) | — | — | — |
| Subtotal | <u>—</u> | <u>—</u> | <u>—</u> |
| DTL | <u>\$ (361,705)</u> | <u>\$ (336,430)</u> | <u>\$ (25,275)</u> |
| Net DTA/(DTL) | <u>\$ 3,243,557</u> | <u>\$ 4,022,382</u> | <u>\$ (778,825)</u> |

| | |
|---------------------------|---------------------|
| Change in nonadmitted DTA | (25,275) |
| Change in net DTA | <u>\$ (804,100)</u> |

- D. The provision for Federal and foreign income taxes incurred is different from that which would be obtained by applying the statutory Federal income tax rate to net gain (loss) from operations after dividends to policyholders and before Federal income tax. The significant items causing the difference were as follows:

| | <u>June 30, 2019</u> |
|--|----------------------|
| Net income, before net realized capital gains (losses), after dividends to policyholders and before all other Federal and foreign income taxes @ 21% | \$ 1,425,925 |
| Net realized capital gains (losses) @ 21% | 4,623 |
| Tax effect of: | |
| Nondeductible expenses | \$ 1,050 |
| Change in nonadmitted assets | (48,631) |
| Prior years adjustments and accruals | (77,553) |
| Tax exempt income | (522,484) |
| Total statutory income taxes (benefit) | <u>\$ 782,930</u> |
| Federal and foreign income taxes incurred including tax on realized capital gains | \$ (21,170) |
| Change in net DTA | 804,100 |
| Total statutory income taxes (benefit) | <u>\$ 782,930</u> |

E-H. No significant change.

NOTES TO THE FINANCIAL STATEMENTS

I. The Company's recognized amount of Alternative Minimum Tax ("AMT") Credit was as follows:

| | <u>June 30, 2019</u> | |
|--|----------------------|----------------|
| Gross AMT Credit Recognized as: | | |
| a. Current year recoverable | \$ | 805,167 |
| b. DTA | \$ | 805,166 |
| Beginning Balance of AMT Credit Carryforward | \$ | 1,632,622 |
| Amounts Recovered | | 805,167 |
| Adjustments | | <u>22,289</u> |
| Ending Balance of AMT Credit Carryforward | | 805,166 |
| Reduction for Sequestration | | — |
| Nonadmitted by Reporting Entity | | — |
| Reporting Entity Ending Balance | <u>\$</u> | <u>805,166</u> |

10. Information Concerning Parents, Subsidiaries, Affiliates and Other Related Parties

A-C. No significant change.

D. The Company has receivables and payables with affiliates for services necessary to conduct its business. Receivables expected to be settled within 90 days are admitted. The Company had no receivables at June 30, 2019, and \$60,877 at December 31, 2018, all of which was nonadmitted. Payables to affiliates totaled \$30,106 and \$10,259 at June 30, 2019 and December 31, 2018, respectively.

E-O. No significant change.

11. Debt

A. No significant change.

B. The Company has not issued any debt to the Federal Home Loan Bank.

12. Retirement Plans, Deferred Compensation, Postemployment Benefits and Compensated Absences and Other Postretirement Benefit Plans

As of June 30, 2019, the Company did not sponsor any retirement plans, deferred compensation, postemployment benefits and compensated absences and other postretirement plans.

13. Capital and Surplus, Shareholder's Dividend Restrictions and Quasi Reorganizations

No significant change.

14. Liabilities, Contingencies and Assessments

A-F. No significant change.

G. All Other Contingencies

In *Martin v Miner*, the Company anticipates a bad faith claim arising from the Company's alleged failure to timely offer the policy limits to the plaintiff in order to settle his claim against the Company's insured. The Company will vigorously defend the underlying claim against its insured and any subsequent bad faith claim.

Various litigation, claims and assessments against the Company, in addition to that discussed above and those otherwise provided for in the Company's financial statements, have arisen in the course of the Company's business, including, but not limited to, in connection with its activities as an insurer, employer, investor or taxpayer. Further, state insurance regulatory and other federal and state authorities regularly make inquiries and conduct investigations concerning the Company's compliance with applicable insurance and other laws and regulations.

It is not possible to predict the ultimate outcome of all pending investigations and legal proceedings. In some of the matters, large and/or indeterminate amounts, including punitive and treble damages, may be sought. Although, in light of these considerations, it is possible that an adverse outcome in certain cases could have a material effect upon the Company's financial position, based on information currently known by the Company's management, in its opinion, the outcomes of pending investigations and legal proceedings are not likely to have such an effect. However, given the large and/or indeterminate amounts that may be sought in certain of these matters and the inherent unpredictability of litigation, it is possible that an adverse outcome in certain matters could, from time to time, have a material effect on the Company's net income or cash flows in any particular period.

15. Leases

No significant change.

NOTES TO THE FINANCIAL STATEMENTS**16. Information about Financial Instruments with Off-Balance Sheet Risk and Financial Instruments with Concentrations of Credit Risk**

No significant change.

17. Sale, Transfer and Servicing of Financial Assets and Extinguishments of Liabilities**A. Transfers of Receivables Reported as Sales**

No significant change.

B. Transfer and Servicing of Financial Assets

The Company did not participate in the transfer or servicing of financial assets during the six months ended June 30, 2019.

C. Wash Sales

(1) In the course of the Company's asset management, securities are not sold and reacquired within 30 days of the sale date to enhance the Company's yield on its investment portfolio. There may be occasional isolated incidents where wash sales occur.

(2) The Company had no wash sales with an NAIC designation 3 or below or unrated securities during the quarter ended June 30, 2019.

18. Gain or Loss to the Reporting Entity from Uninsured Plans and the Uninsured Portion of Partially Insured Plans

No significant change.

19. Direct Premium Written/Produced by Managing General Agents/Third Party Administrators

No significant change.

20. Fair Value Measurement

A. At June 30, 2019, the Company's Statutory Statements of Assets, Liabilities, Surplus and Other Funds had no financial assets and liabilities measured and reported at estimated fair value or net asset value ("NAV").

B. The Company provides additional fair value information in Note 21.

C. Estimated Fair Value of All Financial Instruments

Information related to the aggregate fair value of financial instruments is shown below at:

| | June 30, 2019 | | | | | | |
|-----------------------------------|-----------------------|-----------------------|----------------------|-----------------------|---------------------|-------------|----------------------------------|
| | Aggregate Fair Value | Admitted Value | Level 1 | Level 2 | Level 3 | NAV | Not Practicable (Carrying Value) |
| Assets | | | | | | | |
| Bonds | \$ 414,534,404 | \$ 394,055,556 | \$ 46,435,906 | \$ 362,789,856 | \$ 5,308,642 | \$ — | \$ — |
| Cash and cash equivalents | 6,126,765 | 6,126,087 | 6,126,765 | — | — | — | — |
| Investment income due and accrued | 4,048,752 | 4,048,752 | — | 4,048,752 | — | — | — |
| Total assets | <u>\$ 424,709,921</u> | <u>\$ 404,230,395</u> | <u>\$ 52,562,671</u> | <u>\$ 366,838,608</u> | <u>\$ 5,308,642</u> | <u>\$ —</u> | <u>\$ —</u> |
| | | | | | | | |
| | December 31, 2018 | | | | | | |
| | Aggregate Fair Value | Admitted Value | Level 1 | Level 2 | Level 3 | NAV | Not Practicable (Carrying Value) |
| Assets | | | | | | | |
| Bonds | \$ 372,325,095 | \$ 367,827,447 | \$ 51,736,092 | \$ 315,780,674 | \$ 4,808,329 | \$ — | \$ — |
| Cash and cash equivalents | 25,711,650 | 25,711,650 | 25,711,650 | — | — | — | — |
| Investment income due and accrued | 3,798,119 | 3,798,119 | — | 3,798,119 | — | — | — |
| Total assets | <u>\$ 401,834,864</u> | <u>\$ 397,337,216</u> | <u>\$ 77,447,742</u> | <u>\$ 319,578,793</u> | <u>\$ 4,808,329</u> | <u>\$ —</u> | <u>\$ —</u> |

Assets and Liabilities

The methods and significant assumptions used to estimate the fair value of all financial instruments are presented below.

The Company defines fair value as the price that would be received to sell an asset or paid to transfer a liability (an exit price) in the principal or most advantageous market for the asset or liability in an orderly transaction between market participants on the measurement date. In most cases, the exit price and the transaction (or entry) price will be the same at initial recognition.

NOTES TO THE FINANCIAL STATEMENTS

When developing estimated fair values, the Company considers two broad valuation techniques: (i) the market approach and (ii) the income approach. The Company determines the most appropriate valuation technique to use, given what is being measured and the availability of sufficient inputs, giving priority to observable inputs.

The Company categorizes its financial assets and liabilities into a three-level hierarchy, based on the significant input with the lowest level in their valuation. The input levels are as follows. Level 1 - Unadjusted quoted prices in active markets for identical assets or liabilities. The Company defines active markets based on average trading volume for common stock. The size of the bid/ask spread is used as an indicator of market activity for bonds. Level 2 - Quoted prices in markets that are not active or inputs that are observable either directly or indirectly. These inputs can include quoted prices for similar but not identical assets or liabilities other than quoted prices in Level 1, quoted prices in markets that are not active, or other significant inputs that are observable or can be derived principally from or corroborated by observable market data for substantially the full term of the assets or liabilities. Level 3 - Unobservable inputs that are supported by little or no market activity and are significant to the determination of estimated fair value of the assets and liabilities. Unobservable inputs reflect the reporting entity's own assumptions about the assumptions that market participants would use in pricing the asset or liability.

In general, investments classified within Level 3 use many of the same valuation techniques and inputs as described in the Level 2 discussions below. However, if key inputs are unobservable, or if the investments are less liquid and there is very limited trading activity, the investments are generally classified as Level 3. The use of independent non-binding broker quotations to value investments generally indicates there is a lack of liquidity or the general lack of transparency in the process to develop the valuation estimates generally causing these investments to be classified in Level 3.

Bonds, Cash and Cash Equivalents

When available, the estimated fair value for bonds, including loan-backed securities, and cash equivalents, are based on quoted prices in active markets that are readily and regularly obtainable. Generally, these investments are classified in Level 1, are the most liquid of the Company's securities holdings and valuation of these securities does not involve management's judgment.

When quoted prices in active markets are not available, the determination of estimated fair value is based on market standard valuation methodologies, giving priority to observable inputs. The significant inputs to the market standard valuation methodologies for certain types of securities with reasonable levels of price transparency are inputs that are observable in the market or can be derived principally from or corroborated by observable market data. Generally, these investments are classified in Level 2.

When observable inputs are not available, the market standard valuation methodologies rely on inputs that are significant to the estimated fair value that are not observable in the market or cannot be derived principally from or corroborated by observable market data. These unobservable inputs can be based in large part on management's judgment or estimation, and cannot be supported by reference to market activity. Even though these inputs are unobservable, management believes they are consistent with what other market participants would use when pricing such securities and are considered appropriate given the circumstances. Generally, these investments are classified in Level 3.

The estimated fair value for cash approximates carrying value and is classified as Level 1 given the nature of cash.

The use of different methodologies, assumptions and inputs may have a material effect on the estimated fair values of the Company's securities holdings.

Investment Income Due and Accrued

Due to the short-term nature of investment income due and accrued, the Company believes there is minimal risk of material changes in interest rates or the credit of the issuer such that estimated fair value approximates carrying value. These amounts are generally classified as Level 2.

- D. At June 30, 2019, the Company had no investments where it was not practicable to estimate fair value.
- E. The Company did not have any investments that were measured using NAV as a practical expedient as of June 30, 2019.

21. Other Items

- A-E. No significant change.
- F. Subprime Mortgage Related Risk Exposure
 - (1) While there is no market standard definition, the Company defines subprime mortgage lending as the origination of residential mortgage loans to borrowers with weak credit profiles. The Company's exposure to subprime mortgage loans exists through investments in subprime RMBS. The subprime RMBS portfolio is performing within expectations and is in an unrealized gain position. The Company continues to closely monitor the performance of the subprime RMBS portfolio and the credit quality of the underlying assets.
 - (2) The Company had no direct exposure through investments in subprime mortgage loans during 2019 and 2018.

NOTES TO THE FINANCIAL STATEMENTS

(3) At June 30, 2019, the Company had direct exposure to subprime mortgage risk through other investments as follows:

| | Actual Cost | BACV (excluding interest) | Fair Value | OTTI Losses Recognized |
|-------|--------------|---------------------------------|--------------|---------------------------|
| RMBS | \$ 5,981,719 | \$ 5,980,511 | \$ 6,021,132 | \$ — |
| Total | \$ 5,981,719 | \$ 5,980,511 | \$ 6,021,132 | \$ — |

(4) The Company had no underwriting exposure to subprime mortgage risk through mortgage guaranty or financial guaranty insurance coverage during 2019 and 2018.

G. Insurance-Linked Securities Contracts

No significant change.

22. Events Subsequent

The Company has evaluated events subsequent to June 30, 2019 through August 9, 2019, which is the date these financial statements were available to be issued, and has determined there are no material subsequent events requiring adjustment to or disclosure in the financial statements.

The Company is not subject to the annual fee imposed under Section 9010 of the Affordable Care Act (“ACA”).

23. Reinsurance

No significant change.

24. Retrospectively Rated Contracts & Contracts Subject to Redetermination

A-E. No significant change.

F. The Company is not subject to the risk sharing provision of the ACA.

25. Change in Incurred Losses and Loss Adjustment Expenses

A. The Company had no change in incurred losses and no loss adjustment expenses during the six months ended June 30, 2019.

B. There were no significant changes in methodologies and assumptions used in calculating the liability for unpaid losses and loss adjustment expenses during the six months ended June 30, 2019.

26. Intercompany Pooling Arrangements

No significant change.

27. Structured Settlements

No significant change.

28. Health Care Receivables

No significant change.

29. Participating Policies

No significant change.

30. Premium Deficiency Reserves

No significant change.

31. High Deductibles

No significant change.

32. Discounting of Liabilities for Unpaid Losses or Unpaid Loss Adjustment Expenses

No significant change.

33. Asbestos/Environmental Reserves

No significant change.

NOTES TO THE FINANCIAL STATEMENTS

34. *Subscriber Savings Accounts*

No significant change.

35. *Multiple Peril Crop Insurance*

No significant change.

36. *Financial Guaranty Insurance*

A. No significant change.

B. As of June 30, 2019, the Company did not have any financial guaranty contracts.

GENERAL INTERROGATORIES

PART 1 - COMMON INTERROGATORIES

GENERAL

1.1 Did the reporting entity experience any material transactions requiring the filing of Disclosure of Material Transactions with the State of Domicile, as required by the Model Act? Yes [] No [X]

1.2 If yes, has the report been filed with the domiciliary state? Yes [] No []

2.1 Has any change been made during the year of this statement in the charter, by-laws, articles of incorporation, or deed of settlement of the reporting entity? Yes [] No [X]

2.2 If yes, date of change: _____

3.1 Is the reporting entity a member of an Insurance Holding Company System consisting of two or more affiliated persons, one or more of which is an insurer? Yes [X] No []
If yes, complete Schedule Y, Parts 1 and 1A.

3.2 Have there been any substantial changes in the organizational chart since the prior quarter end? Yes [X] No []

3.3 If the response to 3.2 is yes, provide a brief description of those changes.
Various mergers, reorganizations and formations - See Schedule Y Part 1, Organization Chart - regarding information concerning activities of insurer members of a holding company group.

3.4 Is the reporting entity publicly traded or a member of a publicly traded group? Yes [X] No []

3.5 If the response to 3.4 is yes, provide the CIK (Central Index Key) code issued by the SEC for the entity/group. 1099219

4.1 Has the reporting entity been a party to a merger or consolidation during the period covered by this statement? Yes [] No [X]
If yes, complete and file the merger history data file with the NAIC for the annual filing corresponding to this period.

4.2 If yes, provide name of entity, NAIC Company Code, and state of domicile (use two letter state abbreviation) for any entity that has ceased to exist as a result of the merger or consolidation.

| 1 Name of Entity | 2 NAIC Company Code | 3 State of Domicile |
|---------------------|------------------------------|---------------------------|
| | | |

5. If the reporting entity is subject to a management agreement, including third-party administrator(s), managing general agent(s), attorney-in-fact, or similar agreement, have there been any significant changes regarding the terms of the agreement or principals involved? Yes [] No [X] N/A []
If yes, attach an explanation.

6.1 State as of what date the latest financial examination of the reporting entity was made or is being made. 12/31/2016

6.2 State the as of date that the latest financial examination report became available from either the state of domicile or the reporting entity. This date should be the date of the examined balance sheet and not the date the report was completed or released. 12/31/2016

6.3 State as of what date the latest financial examination report became available to other states or the public from either the state of domicile or the reporting entity. This is the release date or completion date of the examination report and not the date of the examination (balance sheet date). 01/11/2018

6.4 By what department or departments?
Rhode Island Insurance Division / Department of Business Regulation

6.5 Have all financial statement adjustments within the latest financial examination report been accounted for in a subsequent financial statement filed with Departments? Yes [] No [] N/A [X]

6.6 Have all of the recommendations within the latest financial examination report been complied with? Yes [] No [] N/A [X]

7.1 Has this reporting entity had any Certificates of Authority, licenses or registrations (including corporate registration, if applicable) suspended or revoked by any governmental entity during the reporting period? Yes [] No [X]

7.2 If yes, give full information:

8.1 Is the company a subsidiary of a bank holding company regulated with the Federal Reserve Board? Yes [] No [X]

8.2 If response to 8.1 is yes, please identify the name of the bank holding company.

8.3 Is the company affiliated with one or more banks, thrifts or securities firms? Yes [X] No []

8.4 If the response to 8.3 is yes, please provide below the names and location (city and state of the main office) of any affiliates regulated by a federal regulatory services agency [i.e. the Federal Reserve Board (FRB), the Office of the Comptroller of the Currency (OCC), the Federal Deposit Insurance Corporation (FDIC) and the Securities Exchange Commission (SEC)] and identify the affiliate's primary federal regulator].

| 1 Affiliate Name | 2 Location (City, State) | 3 FRB | 4 OCC | 5 FDIC | 6 SEC |
|--|-----------------------------|----------|----------|-----------|----------|
| MetLife Investment Advisors, LLC | Whippany, NJ | | | | YES |
| MetLife Investors Distribution Company | New York NY | | | | YES |
| MetLife Investment Securities, LLC | Whippany, NJ | | | | YES |
| Logan Circle Partners, L.P. | Philadelphia, PA | | | | YES |

9.1 Are the senior officers (principal executive officer, principal financial officer, principal accounting officer or controller, or persons performing similar functions) of the reporting entity subject to a code of ethics, which includes the following standards? Yes [X] No []

- (a) Honest and ethical conduct, including the ethical handling of actual or apparent conflicts of interest between personal and professional relationships;
- (b) Full, fair, accurate, timely and understandable disclosure in the periodic reports required to be filed by the reporting entity;
- (c) Compliance with applicable governmental laws, rules and regulations;
- (d) The prompt internal reporting of violations to an appropriate person or persons identified in the code; and
- (e) Accountability for adherence to the code.

9.11 If the response to 9.1 is No, please explain:

9.2 Has the code of ethics for senior managers been amended? Yes [] No [X]

9.21 If the response to 9.2 is Yes, provide information related to amendment(s).

GENERAL INTERROGATORIES

PART 1 - COMMON INTERROGATORIES

- 9.3 Have any provisions of the code of ethics been waived for any of the specified officers? Yes [] No [X]
- 9.31 If the response to 9.3 is Yes, provide the nature of any waiver(s).

FINANCIAL

- 10.1 Does the reporting entity report any amounts due from parent, subsidiaries or affiliates on Page 2 of this statement? Yes [] No [X]
- 10.2 If yes, indicate any amounts receivable from parent included in the Page 2 amount: \$ 0

INVESTMENT

- 11.1 Were any of the stocks, bonds, or other assets of the reporting entity loaned, placed under option agreement, or otherwise made available for use by another person? (Exclude securities under securities lending agreements.) Yes [] No [X]
- 11.2 If yes, give full and complete information relating thereto:

12. Amount of real estate and mortgages held in other invested assets in Schedule BA: \$ 0
13. Amount of real estate and mortgages held in short-term investments: \$ 0
- 14.1 Does the reporting entity have any investments in parent, subsidiaries and affiliates? Yes [] No [X]

14.2 If yes, please complete the following:

- 14.21 Bonds
- 14.22 Preferred Stock
- 14.23 Common Stock
- 14.24 Short-Term Investments
- 14.25 Mortgage Loans on Real Estate
- 14.26 All Other
- 14.27 Total Investment in Parent, Subsidiaries and Affiliates (Subtotal Lines 14.21 to 14.26)
- 14.28 Total Investment in Parent included in Lines 14.21 to 14.26 above

| | 1 Prior Year End Book/Adjusted Carrying Value | 2 Current Quarter Book/Adjusted Carrying Value |
|----|---|--|
| \$ | 0 | \$ 0 |
| | 0 | 0 |
| | 0 | 0 |
| | 0 | 0 |
| | 0 | 0 |
| | 0 | 0 |
| \$ | 0 | \$ 0 |
| \$ | 0 | \$ 0 |

- 15.1 Has the reporting entity entered into any hedging transactions reported on Schedule DB? Yes [] No [X]
- 15.2 If yes, has a comprehensive description of the hedging program been made available to the domiciliary state? Yes [] No []
- If no, attach a description with this statement.

16. For the reporting entity's security lending program, state the amount of the following as of current statement date:

- 16.1 Total fair value of reinvested collateral assets reported on Schedule DL, Parts 1 and 2: \$ 0
- 16.2 Total book adjusted/carrying value of reinvested collateral assets reported on Schedule DL, Parts 1 and 2: \$ 0
- 16.3 Total payable for securities lending reported on the liability page: \$ 0

17. Excluding items in Schedule E-Part 3-Special Deposits, real estate, mortgage loans and investments held physically in the reporting entity's offices, vaults or safety deposit boxes, were all stocks, bonds and other securities, owned throughout the current year held pursuant to a custodial agreement with a qualified bank or trust company in accordance with Section 1, III - General Examination Considerations, F. Outsourcing of Critical Functions, Custodial or Safekeeping Agreements of the NAIC *Financial Condition Examiners Handbook*? Yes [X] No []

17.1 For all agreements that comply with the requirements of the NAIC *Financial Condition Examiners Handbook*, complete the following:

| 1 Name of Custodian(s) | 2 Custodian Address |
|---------------------------|--|
| JP Morgan Chase & Co | 4 New York Plaza - 12th Floor, New York, NY, 10004 |

17.2 For all agreements that do not comply with the requirements of the NAIC *Financial Condition Examiners Handbook*, provide the name, location and a complete explanation:

| 1 Name(s) | 2 Location(s) | 3 Complete Explanation(s) |
|--------------|------------------|------------------------------|
| | | |

- 17.3 Have there been any changes, including name changes, in the custodian(s) identified in 17.1 during the current quarter? Yes [] No [X]

17.4 If yes, give full and complete information relating thereto:

| 1 Old Custodian | 2 New Custodian | 3 Date of Change | 4 Reason |
|--------------------|--------------------|---------------------|-------------|
| | | | |

17.5 Investment management – Identify all investment advisors, investment managers, broker/dealers, including individuals that have the authority to make investment decisions on behalf of the reporting entity. For assets that are managed internally by employees of the reporting entity, note as such ["...that have access to the investment accounts", "handle securities"].

| 1 Name of Firm or Individual | 2 Affiliation |
|----------------------------------|------------------|
| MetLife Investment Advisors, LLC | A |

17.5097 For those firms/individuals listed in the table for Question 17.5, do any firms/individuals unaffiliated with the reporting entity (i.e., designated with a "U") manage more than 10% of the reporting entity's assets? Yes [] No [X]

17.5098 For firms/individuals unaffiliated with the reporting entity (i.e., designated with a "U") listed in the table for Question 17.5, does the total assets under management aggregate to more than 50% of the reporting entity's assets? Yes [] No [X]

17.6 For those firms or individuals listed in the table for 17.5 with an affiliation code of "A" (affiliated) or "U" (unaffiliated), provide the information for the table below.

| 1 Central Registration Depository Number | 2 Name of Firm or Individual | 3 Legal Entity Identifier (LEI) | 4 Registered With | 5 Investment Management Agreement (IMA) Filed |
|--|----------------------------------|------------------------------------|----------------------|--|
| 142463 | MetLife Investment Advisors, LLC | EAU072Q8FCR1S0XGYJ21 | SEC | DS |

- 18.1 Have all the filing requirements of the *Purposes and Procedures Manual of the NAIC Investment Analysis Office* been followed? Yes [X] No []

18.2 If no, list exceptions:

GENERAL INTERROGATORIES

PART 1 - COMMON INTERROGATORIES

19. By self-designating 5GI securities, the reporting entity is certifying the following elements for each self-designated 5GI security:
- a. Documentation necessary to permit a full credit analysis of the security does not exist or an NAIC CRP credit rating for an FE or PL security is not available.
 - b. Issuer or obligor is current on all contracted interest and principal payments.
 - c. The insurer has an actual expectation of ultimate payment of all contracted interest and principal.
- Has the reporting entity self-designated 5GI securities? Yes [] No [X]
20. By self-designating PLGI securities, the reporting entity is certifying the following elements for each self-designated PLGI security:
- a. The security was purchased prior to January 1, 2018.
 - b. The reporting entity is holding capital commensurate with the NAIC Designation reported for the security.
 - c. The NAIC Designation was derived from the credit rating assigned by an NAIC CRP in its legal capacity as a NRSRO which is shown on a current private letter rating held by the insurer and available for examination by state insurance regulators.
 - d. The reporting entity is not permitted to share this credit rating of the PL security with the SVO.
- Has the reporting entity self-designated PLGI securities? Yes [] No [X]

GENERAL INTERROGATORIES (continued)

PART 2 – PROPERTY & CASUALTY INTERROGATORIES

1. If the reporting entity is a member of a pooling arrangement, did the agreement or the reporting entity's participation change? Yes [] No [] N/A [X]
 If yes, attach an explanation.

2. Has the reporting entity reinsured any risk with any other reporting entity and agreed to release such entity from liability, in whole or in part, from any loss that may occur on the risk, or portion thereof, reinsured? Yes [] No [X]
 If yes, attach an explanation.

3.1 Have any of the reporting entity's primary reinsurance contracts been canceled? Yes [] No [X]

3.2 If yes, give full and complete information thereto:

4.1 Are any of the liabilities for unpaid losses and loss adjustment expenses other than certain workers' compensation tabular reserves (see *Annual Statement Instructions* pertaining to disclosure of discounting for definition of "tabular reserves.") discounted at a rate of interest greater than zero? Yes [] No [X]

4.2 If yes, complete the following schedule:

| 1 Line of Business | 2 Maximum Interest | 3 Disc. Rate | Total Discount | | | | Discount Taken During Period | | | |
|-----------------------|-----------------------|-----------------|--------------------|-----------------|-----------|------------|------------------------------|-----------------|------------|-------------|
| | | | 4 Unpaid Losses | 5 Unpaid LAE | 6 IBNR | 7 Total | 8 Unpaid Losses | 9 Unpaid LAE | 10 IBNR | 11 Total |
| | 0.000 | 0.000 | 0 | 0 | 0 | 0 | 0 | 0 | 0 | 0 |
| Total | XXX | XXX | 0 | 0 | 0 | 0 | 0 | 0 | 0 | 0 |

5. Operating Percentages:

5.1 A&H loss percent 0.000%

5.2 A&H cost containment percent 0.000%

5.3 A&H expense percent excluding cost containment expenses 0.000%

6.1 Do you act as a custodian for health savings accounts? Yes [] No [X]

6.2 If yes, please provide the amount of custodial funds held as of the reporting date. \$ 0

6.3 Do you act as an administrator for health savings accounts? Yes [] No [X]

6.4 If yes, please provide the amount of funds administered as of the reporting date. \$ 0

7. Is the reporting entity licensed or chartered, registered, qualified, eligible or writing business in at least two states? Yes [X] No []

7.1 If no, does the reporting entity assume reinsurance business that covers risks residing in at least one state other than the state of domicile of the reporting entity? Yes [] No []

SCHEDULE F - CEDED REINSURANCE

Showing All New Reinsurers - Current Year to Date

| 1 NAIC Company Code | 2 ID Number | 3 Name of Reinsurer | 4 Domiciliary Jurisdiction | 5 Type of Reinsurer | 6 Certified Reinsurer Rating (1 through 6) | 7 Effective Date of Certified Reinsurer Rating |
|------------------------------|----------------|------------------------|----------------------------------|---------------------------|---|--|
|------------------------------|----------------|------------------------|----------------------------------|---------------------------|---|--|

NONE

SCHEDULE T - EXHIBIT OF PREMIUMS WRITTEN

Current Year to Date - Allocated by States and Territories

| States, Etc. | 1 Active Status (a) | Direct Premiums Written | | Direct Losses Paid (Deducting Salvage) | | Direct Losses Unpaid | |
|--|------------------------|---------------------------|-------------------------|--|-------------------------|---------------------------|-------------------------|
| | | 2 Current Year to Date | 3 Prior Year to Date | 4 Current Year to Date | 5 Prior Year to Date | 6 Current Year to Date | 7 Prior Year to Date |
| 1. Alabama.....AL.....L..... | | 8,682,812 | 8,592,453 | 5,289,928 | 4,237,051 | 4,276,304 | 5,237,313 |
| 2. Alaska.....AK.....L..... | | 199,596 | 247,806 | 120,652 | 327,006 | 147,249 | 99,462 |
| 3. Arizona.....AZ.....L..... | | 15,796,820 | 15,287,197 | 7,802,916 | 6,593,101 | 10,474,444 | 9,886,473 |
| 4. Arkansas.....AR.....L..... | | 3,360,329 | 3,402,422 | 1,314,638 | 1,718,125 | 1,172,880 | 1,821,692 |
| 5. California.....CA.....L..... | | | | | | | |
| 6. Colorado.....CO.....L..... | | | | | | | |
| 7. Connecticut.....CT.....L..... | | 37,478,736 | 36,396,413 | 20,547,062 | 25,367,226 | 29,464,985 | 32,603,983 |
| 8. Delaware.....DE.....L..... | | 3,720,896 | 3,423,014 | 2,309,322 | 1,932,192 | 2,658,553 | 2,432,288 |
| 9. District of Columbia.....DC.....L..... | | 70,366 | 89,849 | 14,536 | 67,626 | 62,230 | 47,888 |
| 10. Florida.....FL.....L..... | | | | | | 146 | 411 |
| 11. Georgia.....GA.....L..... | | 23,472,491 | 25,823,655 | 13,342,996 | 15,921,910 | 14,077,574 | 15,822,668 |
| 12. Hawaii.....HI.....N..... | | | | | | | |
| 13. Idaho.....ID.....L..... | | 3,426,078 | 3,599,573 | 1,632,330 | 2,896,528 | 2,175,060 | 2,898,500 |
| 14. Illinois.....IL.....L..... | | 23,191,375 | 21,688,562 | 14,143,103 | 11,334,889 | 14,139,282 | 10,655,171 |
| 15. Indiana.....IN.....L..... | | 11,204,222 | 10,801,193 | 5,605,005 | 5,759,781 | 6,192,111 | 6,957,420 |
| 16. Iowa.....IA.....L..... | | 2,546,473 | 2,362,562 | 1,138,465 | 1,044,749 | 1,179,264 | 866,183 |
| 17. Kansas.....KS.....L..... | | 4,172,835 | 4,037,006 | 2,165,946 | 1,961,106 | 1,659,507 | 1,488,774 |
| 18. Kentucky.....KY.....N..... | | | | | | | |
| 19. Louisiana.....LA.....L..... | | 3,815,882 | 3,596,231 | 2,366,929 | 1,576,657 | 2,914,277 | 2,393,248 |
| 20. Maine.....ME.....N..... | | | | | | | |
| 21. Maryland.....MD.....L..... | | 13,277,421 | 14,138,428 | 8,128,171 | 9,937,887 | 6,683,088 | 7,836,189 |
| 22. Massachusetts.....MA.....L..... | | | | | | | |
| 23. Michigan.....MI.....L..... | | 32,724,967 | 30,670,343 | 16,330,064 | 16,045,479 | 64,408,986 | 69,063,636 |
| 24. Minnesota.....MN.....N..... | | | | | | | |
| 25. Mississippi.....MS.....L..... | | | | | | | |
| 26. Missouri.....MO.....L..... | | 6,920,647 | 6,432,170 | 3,380,052 | 2,614,564 | 3,324,861 | 3,650,763 |
| 27. Montana.....MT.....L..... | | 988,688 | 882,960 | 455,573 | 461,538 | 606,909 | 496,566 |
| 28. Nebraska.....NE.....L..... | | 1,294,602 | 1,288,301 | 681,579 | 672,067 | 1,287,196 | 1,040,021 |
| 29. Nevada.....NV.....L..... | | 10,582,853 | 9,091,903 | 6,210,506 | 5,057,949 | 8,976,833 | 7,174,491 |
| 30. New Hampshire.....NH.....L..... | | 10,126,339 | 9,921,012 | 4,420,588 | 5,952,903 | 4,832,524 | 4,646,838 |
| 31. New Jersey.....NJ.....L..... | | 17,225,570 | 16,910,496 | 8,484,292 | 9,749,782 | 14,801,333 | 18,182,355 |
| 32. New Mexico.....NM.....N..... | | | | | | | |
| 33. New York.....NY.....L..... | | 50,070,580 | 47,829,911 | 28,719,923 | 26,081,297 | 40,240,465 | 41,026,061 |
| 34. North Carolina.....NC.....N..... | | | | | | | 9,113 |
| 35. North Dakota.....ND.....L..... | | 870,572 | 887,432 | 401,652 | 668,885 | 778,506 | 710,610 |
| 36. Ohio.....OH.....L..... | | 21,293,180 | 19,690,693 | 10,623,598 | 9,376,768 | 11,873,364 | 8,503,219 |
| 37. Oklahoma.....OK.....L..... | | 3,520,654 | 3,398,594 | 1,980,428 | 1,155,308 | 1,759,326 | 1,765,505 |
| 38. Oregon.....OR.....N..... | | | | | | | |
| 39. Pennsylvania.....PA.....L..... | | 16,105,054 | 15,893,994 | 9,505,060 | 7,943,404 | 10,795,710 | 10,836,126 |
| 40. Rhode Island.....RI.....L..... | | 13,922,597 | 13,909,196 | 7,264,471 | 8,348,309 | 9,596,556 | 11,068,740 |
| 41. South Carolina.....SC.....L..... | | | | | | | |
| 42. South Dakota.....SD.....L..... | | 994,115 | 857,492 | 403,129 | 292,118 | 275,193 | 271,111 |
| 43. Tennessee.....TN.....L..... | | 13,299,305 | 12,844,888 | 8,011,096 | 7,193,257 | 5,929,898 | 5,118,756 |
| 44. Texas.....TX.....L..... | | 1,226,282 | 1,376,324 | 555,387 | 891,851 | 921,045 | 737,045 |
| 45. Utah.....UT.....L..... | | 16,729,577 | 15,650,291 | 9,488,705 | 8,004,932 | 8,688,927 | 7,825,869 |
| 46. Vermont.....VT.....L..... | | 1,813,803 | 1,826,118 | 1,090,668 | 755,028 | 1,088,369 | 712,015 |
| 47. Virginia.....VA.....N..... | | | | | | | |
| 48. Washington.....WA.....L..... | | 14,582,186 | 15,151,491 | 8,994,318 | 10,062,401 | 10,666,902 | 12,622,683 |
| 49. West Virginia.....WV.....L..... | | | | | | | |
| 50. Wisconsin.....WI.....L..... | | 6,945,367 | 7,268,709 | 4,211,029 | 4,621,009 | 4,483,488 | 6,375,633 |
| 51. Wyoming.....WY.....N..... | | | | | | | |
| 52. American Samoa.....AS.....N..... | | | | | | | |
| 53. Guam.....GU.....N..... | | | | | | | |
| 54. Puerto Rico.....PR.....N..... | | | | | | | |
| 55. US Virgin Islands.....VI.....N..... | | | | | | | |
| 56. Northern Mariana Islands.....MP.....N..... | | | | | | | |
| 57. Canada.....CAN.....N..... | | | | | | | |
| 58. Aggregate Other Alien.....OT.....XXX..... | | 0 | 0 | 0 | 0 | 0 | 0 |
| 59. Totals..... | XXX | 395,653,270 | 385,268,682 | 217,134,117 | 216,624,683 | 302,613,345 | 312,884,819 |

DETAILS OF WRITE-INS

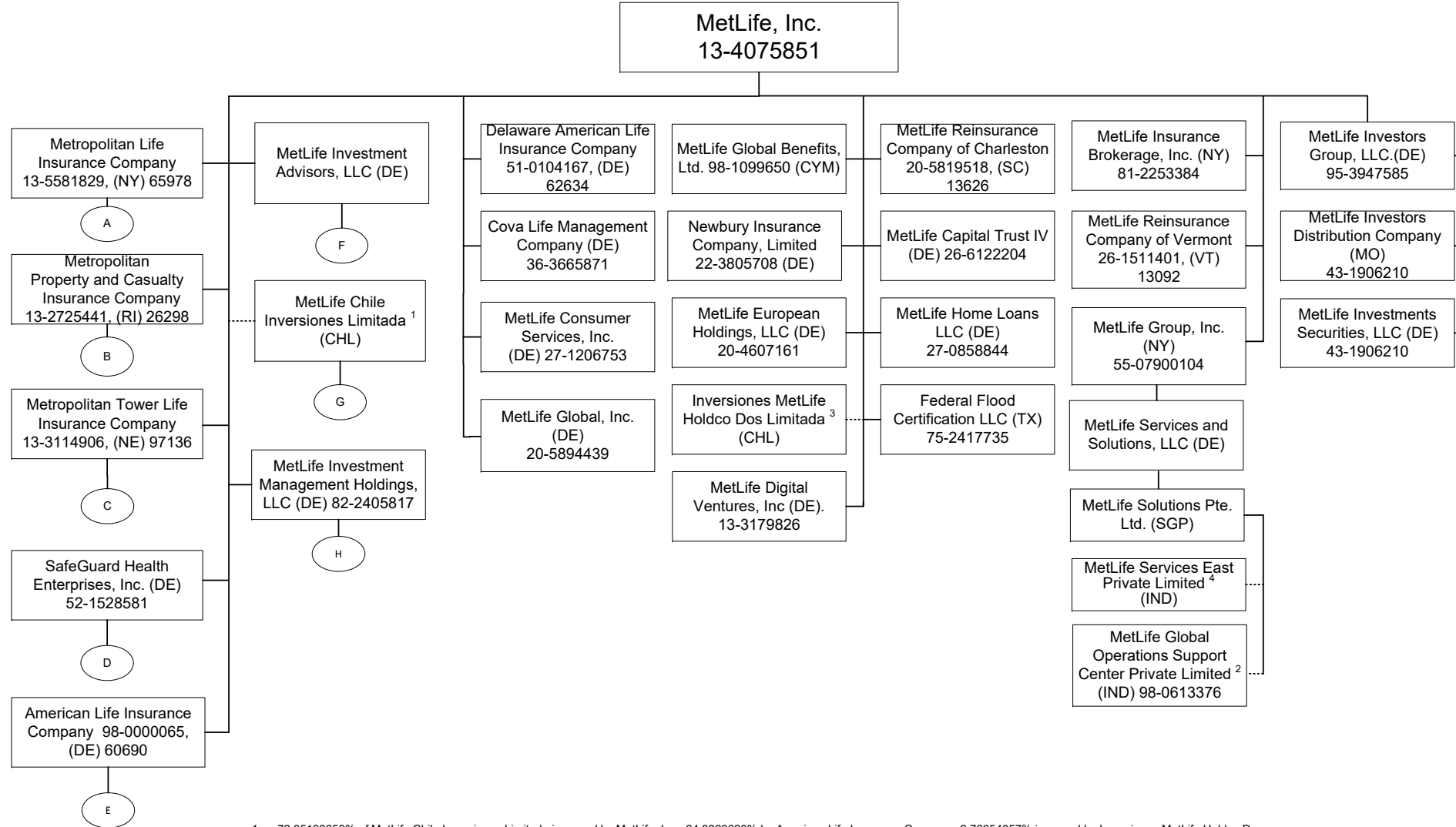
| | | | | | | | |
|---|-----|---|---|---|---|---|---|
| 58001..... | XXX | | | | | | |
| 58002..... | XXX | | | | | | |
| 58003..... | XXX | | | | | | |
| 58998. Summary of remaining write-ins for Line 58 from overflow page..... | XXX | 0 | 0 | 0 | 0 | 0 | 0 |
| 58999. Totals (Lines 58001 thru 58003+ Line 58998) (Line 58 above)..... | XXX | 0 | 0 | 0 | 0 | 0 | 0 |

(a) Active Status Count

| | | | |
|---|----|---|----|
| L - Licensed or Chartered - Licensed insurance carrier or domiciled RRG..... | 42 | R - Registered - Non-domiciled RRGs..... | 0 |
| E - Eligible - Reporting entities eligible or approved to write surplus lines in the state (other than their state of domicile - See DSLI)..... | 0 | Q - Qualified - Qualified or accredited reinsurer..... | 0 |
| D - Domestic Surplus Lines Insurer (DSL) - Reporting entities authorized to write surplus lines in the state of domicile..... | 0 | N - None of the above - Not allowed to write business in the state..... | 15 |

SCHEDULE Y - INFORMATION CONCERNING ACTIVITIES OF INSURER MEMBERS OF A HOLDING COMPANY GROUP

PART 1 - ORGANIZATIONAL CHART



1 72.35109659% of MetLife Chile Inversiones Limitada is owned by MetLife, Inc., 24.8823628% by American Life Insurance Company, 2.76654057% is owned by Inversiones MetLife Holdco Dos Limitada and 0.00000004% is owned by Natiloportem Holdings, LLC.

2 99.99999% of MetLife Global Operations Support Center Private Limited is owned by MetLife Solutions Pte. Ltd. and 0.00001% is owned by Natiloportem Holdings, LLC.

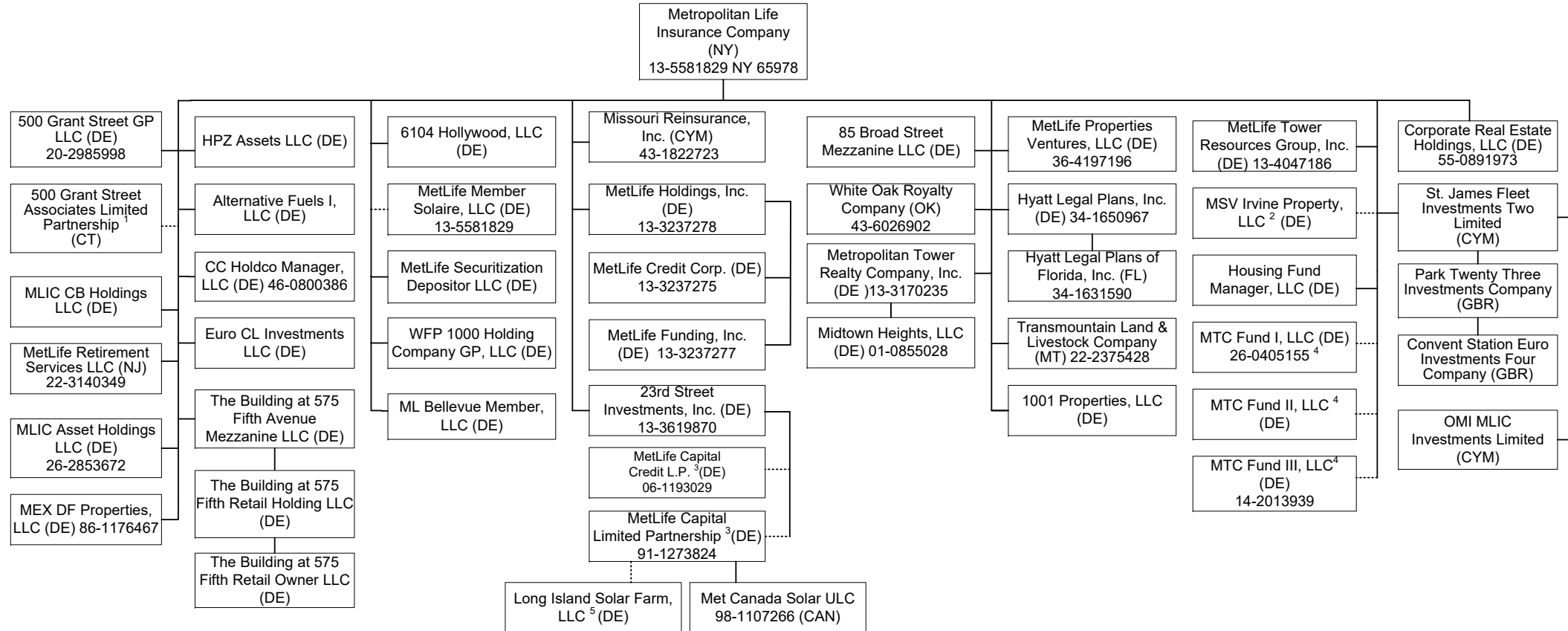
3 99.99946% of Inversiones MetLife Holdco Dos Limitada is owned by MetLife, Inc., 0.000535% is owned by MetLife International Holdings, LLC. and 0.0000054% is owned by Natiloportem Holdings, LLC.

4 99.99% of MetLife Services East Private Limited is owned by MetLife Solutions Pte. Ltd and .01% is owned by Natiloportem Holdings, LLC.

SCHEDULE Y - INFORMATION CONCERNING ACTIVITIES OF INSURER MEMBERS OF A HOLDING COMPANY GROUP

PART 1 - ORGANIZATIONAL CHART

A



Q11.1

1 99% of 500 Grant Street Associates Limited Partnership is held by Metropolitan Life Insurance Company and 1% by 500 Grant Street GP LLC.

2 96% of MSV Irvine Property, LLC is owned by Metropolitan Life Insurance Company and 4% is owned by Metropolitan Tower Realty Company, Inc.

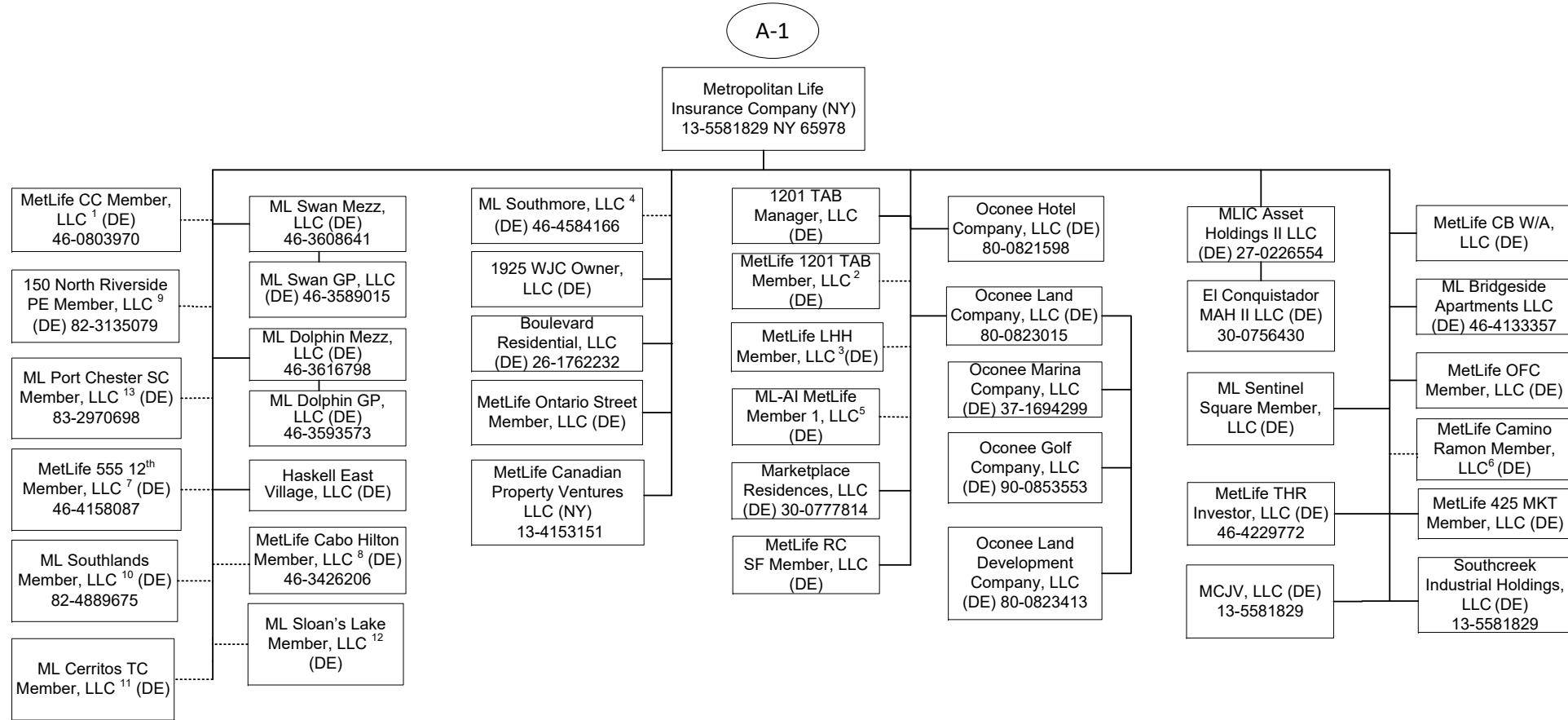
3 1% General Partnership interest is held by 23rd Street Investment, Inc. and 99% Limited Partnership interest is held by Metropolitan Life Insurance Company.

4 Housing Fund Manager, LLC is the managing member and owns .01% and the remaining interests are held by a third party member.

5 90.39% membership interest is held by LISF Solar Trust in which MetLife Capital Limited Partnership has a 100% beneficial interest and the rest is owned by a third party.

SCHEDULE Y - INFORMATION CONCERNING ACTIVITIES OF INSURER MEMBERS OF A HOLDING COMPANY GROUP

PART 1 - ORGANIZATIONAL CHART



Q11.2

1 95.122% of MetLife CC Member, LLC is held by Metropolitan Life Insurance Company and 4.878% by Metropolitan Tower Life Insurance Company.

2 96.9% of MetLife 1201 TAB Member, LLC is owned by Metropolitan Life Insurance Company and 3.10% is owned by Metropolitan Property and Casualty Insurance Company.

3 99% of MetLife LHH Member, LLC is owned by Metropolitan Life Insurance Company and 1% by Metropolitan Tower Life Insurance Company.

4 99% of ML Southmore, LLC is owned by Metropolitan Life Insurance Company and 1% by Metropolitan Tower Life Insurance Company.

5 95.199% of the membership interest is owned by Metropolitan Life Insurance Company and 4.801% by Metropolitan Property and Casualty Insurance Company.

6 99% of MetLife Camino Ramon Member, LLC is owned by Metropolitan Life Insurance Company and 1% by Metropolitan Tower Life Insurance Company.

7 94.6% of MetLife 555 12th Member, LLC is owned by Metropolitan Life Insurance Company and 5.4% is owned by Metropolitan Tower Life Insurance Company.

8 83.1% of MetLife Cabo Hilton Member, LLC is owned by Metropolitan Life Insurance Company and 16.9% by Metropolitan Tower Life Insurance Company.

9 81.45% of 150 North Riverside PE Member, LLC is owned by Metropolitan Life Insurance Company, 18.55% is owned by Metropolitan Tower Life Insurance Company.

10 60% of ML Southlands Member, LLC is owned by Metropolitan Life Insurance Company and 40% is owned by Metropolitan Tower Life Insurance Company.

11 60% of ML Cerritos TC Member, LLC is owned by Metropolitan Life Insurance Company and 40% is owned by Metropolitan Tower Life Insurance Company.

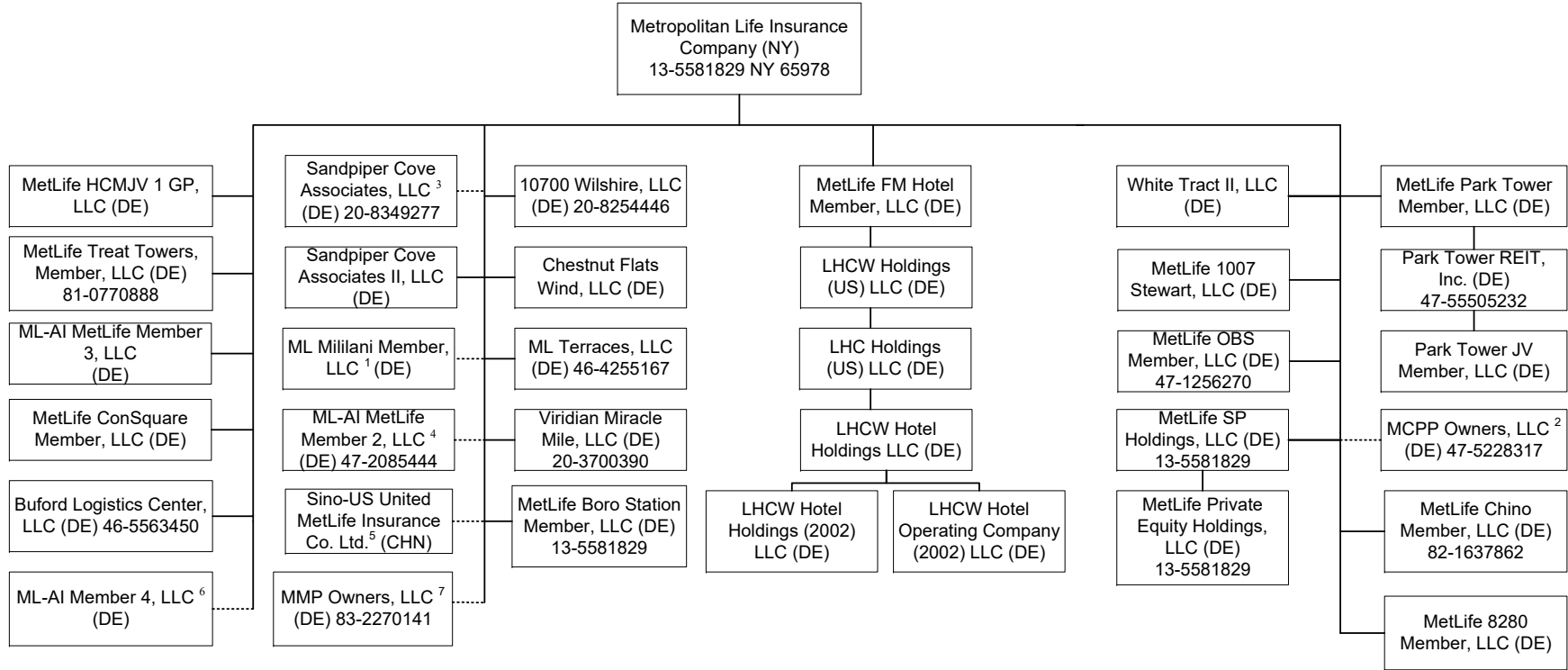
12 55% of ML Sloan's Lake Member, LLC is owned by Metropolitan Life Insurance Company and 45% is owned by Metropolitan Tower Life Insurance Company.

13 60% of ML Port Chester SC Member, LLC is owned by Metropolitan Life Insurance Company and 40% is owned by Metropolitan Tower Life Insurance Company.

SCHEDULE Y - INFORMATION CONCERNING ACTIVITIES OF INSURER MEMBERS OF A HOLDING COMPANY GROUP

PART 1 - ORGANIZATIONAL CHART

A-2

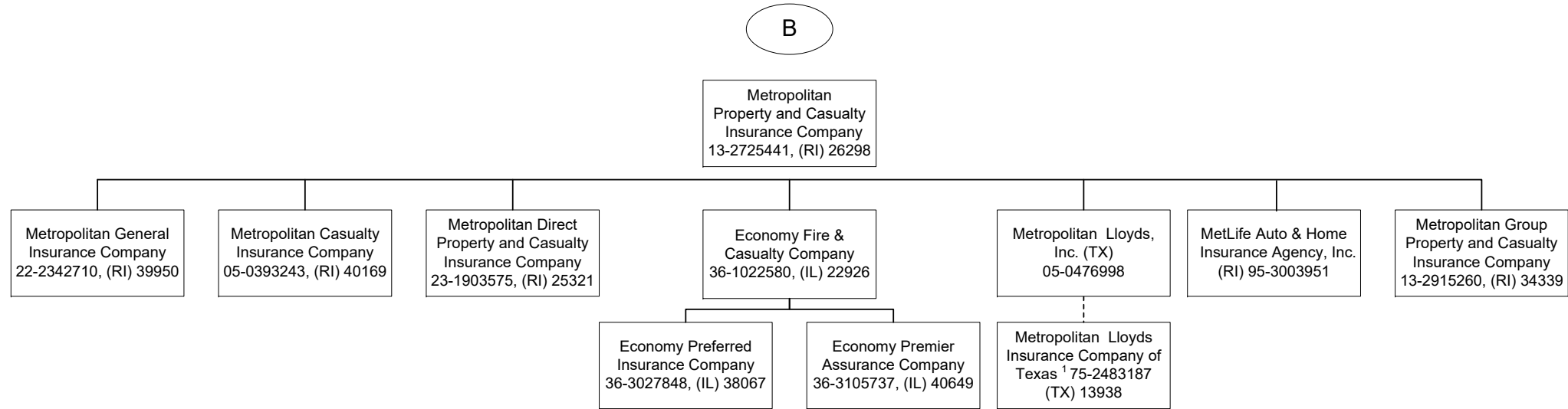


- 1 95% of ML Mililani Member, LLC is owned by Metropolitan Life Insurance Company and 5% is owned by Metropolitan Tower Life Insurance Company.
- 2 87.34% of MCPPOwners, LLC is owned by Metropolitan Life Insurance Company, 1.81% by Metropolitan Tower Life Insurance Company and 10.85% by MTL Leasing, LLC.
- 3 90.59% of the membership interest is owned by Metropolitan Life Insurance Company and 9.41% of the membership interest is owned by Metropolitan Tower Realty Company, Inc.
- 4 98.97% of ML-AI MetLife Member 2, LLC is owned by Metropolitan Life Insurance Company and 1.03% by Metropolitan Tower Life Insurance Company.
- 5 50% of Sino-US United MetLife Insurance Co. Ltd. is owned by Metropolitan Life Insurance Company and 50% is owned by a third party.
- 6 60% of ML-AI Member 4, LLC is owned by Metropolitan Life Insurance Company and 40% is owned by Metropolitan Tower Life Insurance Company.
- 7 98.82% of MMP Owners, LLC is owned by Metropolitan Life Insurance Company and 1.18% is owned by Metropolitan Property and Casualty Insurance Company.

Q11.3

SCHEDULE Y - INFORMATION CONCERNING ACTIVITIES OF INSURER MEMBERS OF A HOLDING COMPANY GROUP

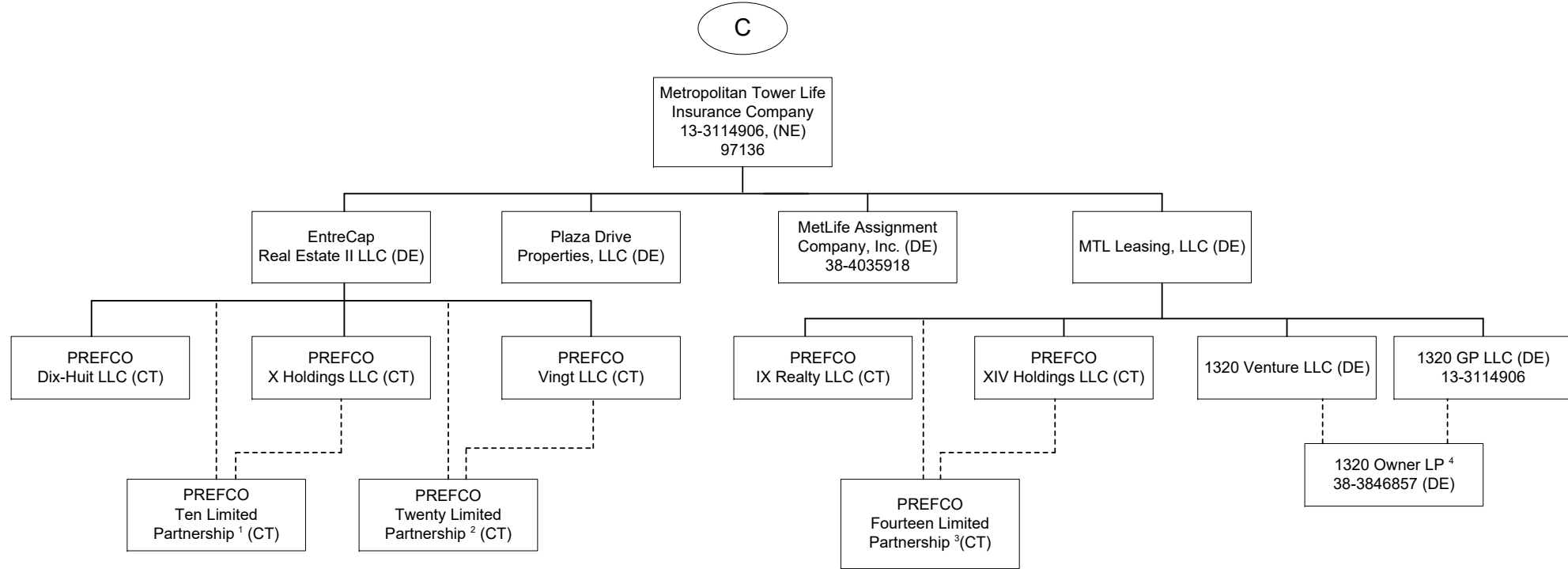
PART 1 - ORGANIZATIONAL CHART



¹ Metropolitan Lloyds Insurance Company of Texas, an affiliated association, provides automobile, homeowner and related insurance for the Texas market. It is an association of individuals designated as underwriters. Metropolitan Lloyds, Inc., a subsidiary of Metropolitan Property and Casualty Insurance Company, serves as the attorney-in-fact and manages the association.

SCHEDULE Y - INFORMATION CONCERNING ACTIVITIES OF INSURER MEMBERS OF A HOLDING COMPANY GROUP

PART 1 - ORGANIZATIONAL CHART



1 99.9% of PREFCO Ten Limited Partnership is owned by EntreCap Real Estate II, LLC and .10% is owned by PREFCO X Holdings LLC.

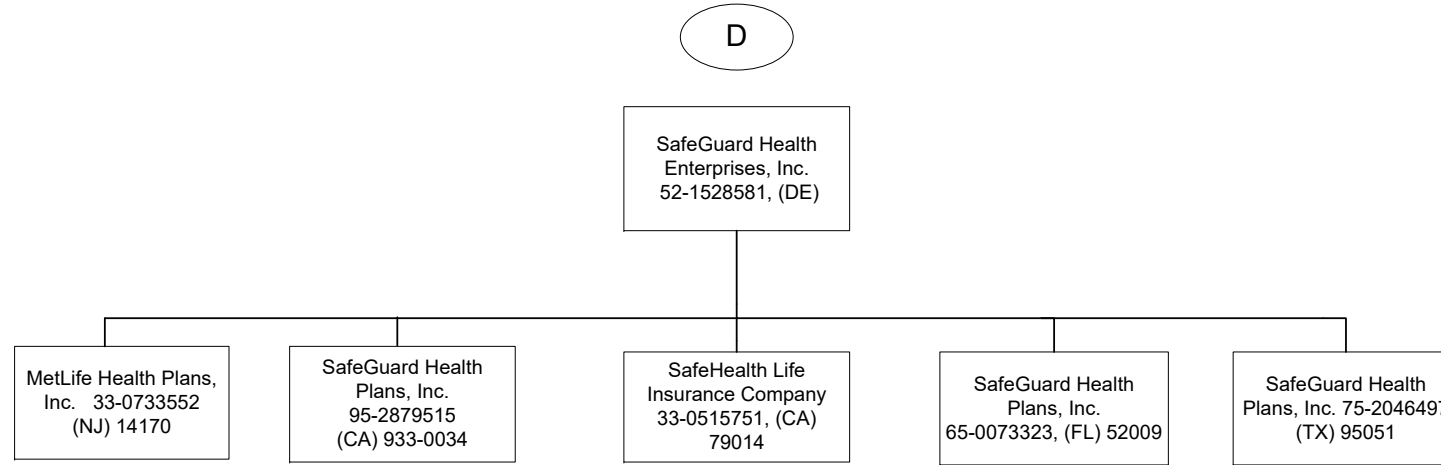
2 99% of PREFCO Twenty Limited Partnership. is owned by EntreCap Real Estate II, LLC and 1% is owned by PREFCO Vingt LLC.

3 99.9% of PREFCO Fourteen Limited Partnership is owned by MTL Leasing, LLC and .10% is owned by PREFCO XIV Holdings LLC.

4 99.9% of 1320 Owner LP is owned by 1320 Venture LLC and .10% is owned by 1320 GP LLC.

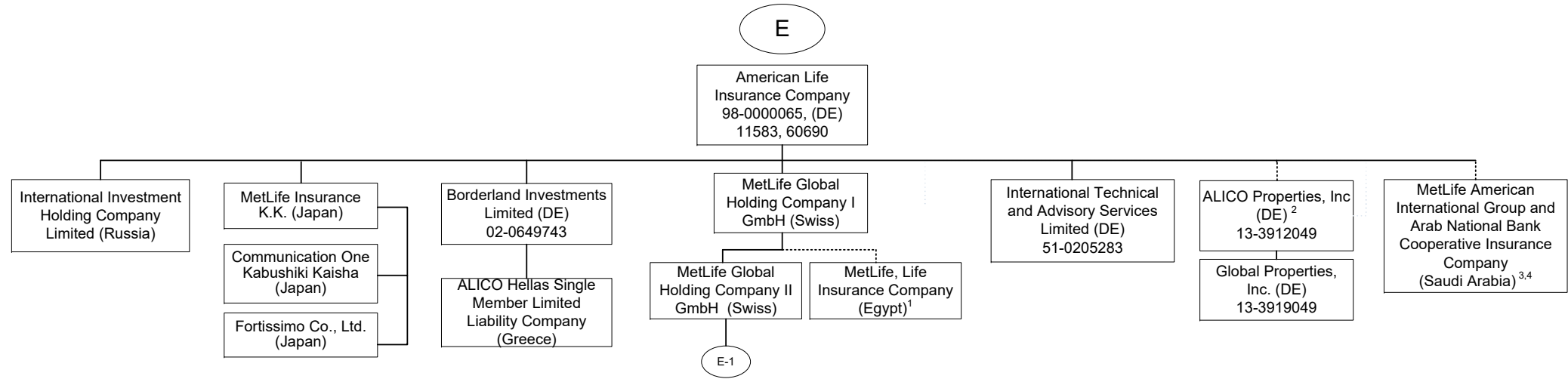
SCHEDULE Y - INFORMATION CONCERNING ACTIVITIES OF INSURER MEMBERS OF A HOLDING COMPANY GROUP

PART 1 - ORGANIZATIONAL CHART



SCHEDULE Y - INFORMATION CONCERNING ACTIVITIES OF INSURER MEMBERS OF A HOLDING COMPANY GROUP

PART 1 - ORGANIZATIONAL CHART

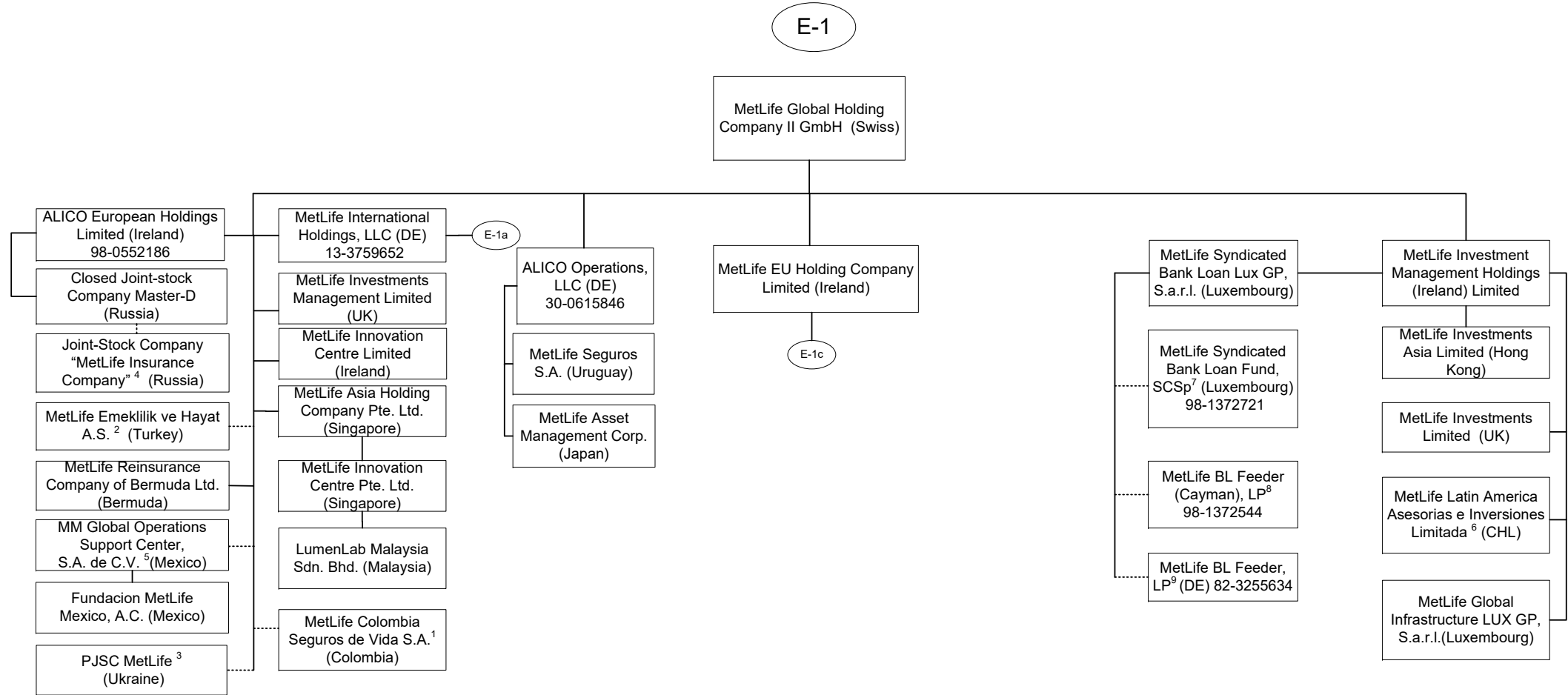


1 84.125% of MetLife, Life Insurance Company (Egypt) is owned by MetLife Global Holding Company I GmbH and the remaining interest by third parties.
 2 51% of ALICO Properties, Inc. is owned by American Life Insurance Company and the remaining interest by third parties.
 3 The Delaware Department of Insurance approved a disclaimer of affiliation and therefore, this company is not considered an affiliate under Delaware Law.
 4 30% of MetLife American International Group and Arab National Bank Cooperative Insurance Company is owned by American Life Insurance Company and the remaining interest by third parties.

SCHEDULE Y - INFORMATION CONCERNING ACTIVITIES OF INSURER MEMBERS OF A HOLDING COMPANY GROUP

PART 1 - ORGANIZATIONAL CHART

Q11.8



1 89.9999657134583% of MetLife Colombia Seguros de Vida S.A. is owned by MetLife Global Holding Company II GmbH, 10.0000315938813% is owned by MetLife Global Holding Company I GmbH, International Technical and Advisory Services Limited, Borderland Investments Limited and Natloportem Holdings, LLC each own 0.000000897553447019009%.

2 99.98% of MetLife Emeklilik ve Hayat A.S. is owned by MetLife Global Holding Company II GmbH (Swiss) and the remaining by third parties.

3 99.9988% of PJSC MetLife is owned by MetLife Global Holding Company II GmbH, .0006% is owned by International Technical and Advisory Services Limited and the remaining .0006% is owned by Borderland Investments Limited

4 51% of Joint-stock Company MetLife Insurance Company is owned by Closed Joint-stock Company Master D and 49% is owned by MetLife Global Holding Company II GmbH.

5 99.999509% of MM Global Operations Support Center S.A. de C.V. (Mexico) is held by MetLife Global Holding Company II GmbH (Swiss) and 0.000491% is held by MetLife Global Holding Company I GmbH (Swiss).

6 99.99% of MetLife Latin American Asesorias e Inversiones Limitada is owned by MetLife Investment Management Holdings (Ireland) Limited and .01% is owned by MetLife Global Holding Company II GmbH (Swiss).

7 MetLife Syndicated Bank Loan Lux GP, S.a.r.l. is the general partner of MetLife Syndicated Bank Loan Fund, SCSp (the "Fund"). The only investors in the Fund are MetLife BL Feeder (Cayman), LP and MetLife BL Feeder, LP.

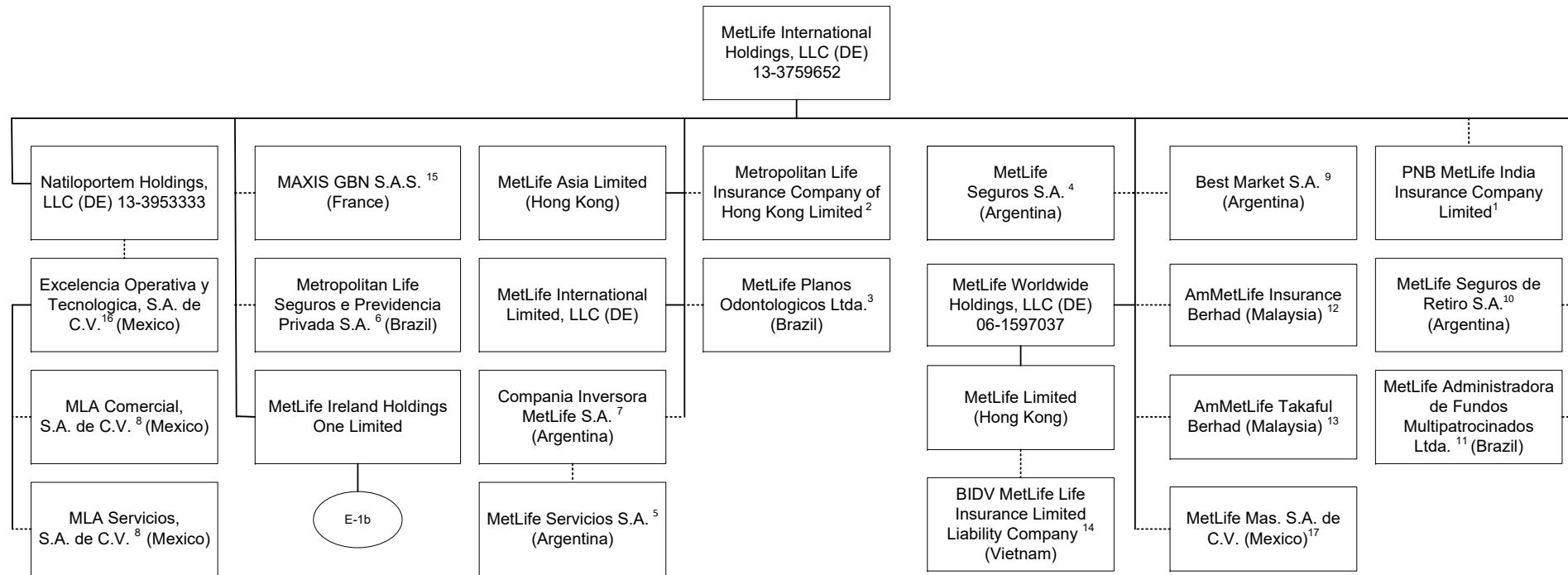
8 MetLife Syndicated Bank Loan Lux GP, S.a.r.l. is the general partner of MetLife BL Feeder (Cayman), LP (the "Fund"). MetLife BL Feeder (Cayman), LP is an investor in the Fund. The following affiliates hold limited partnership interests in the feeder: MetLife Limited (3.14%), MetLife Insurance K.K. (93.72%) and MetLife Insurance Company of Korea Limited (3.14%).

9 MetLife Syndicated Bank Loan Lux GP, S.a.r.l. is the general partner of MetLife BL Feeder, LP (the "Fund"). MetLife BL Feeder, LP is an investor in the Fund. The following affiliate holds a limited partnership interest in the feeder: Metropolitan Life Insurance Company (49.26%). The remaining 50.74% is owned by one third party investor.

SCHEDULE Y - INFORMATION CONCERNING ACTIVITIES OF INSURER MEMBERS OF A HOLDING COMPANY GROUP

PART 1 - ORGANIZATIONAL CHART

E-1a



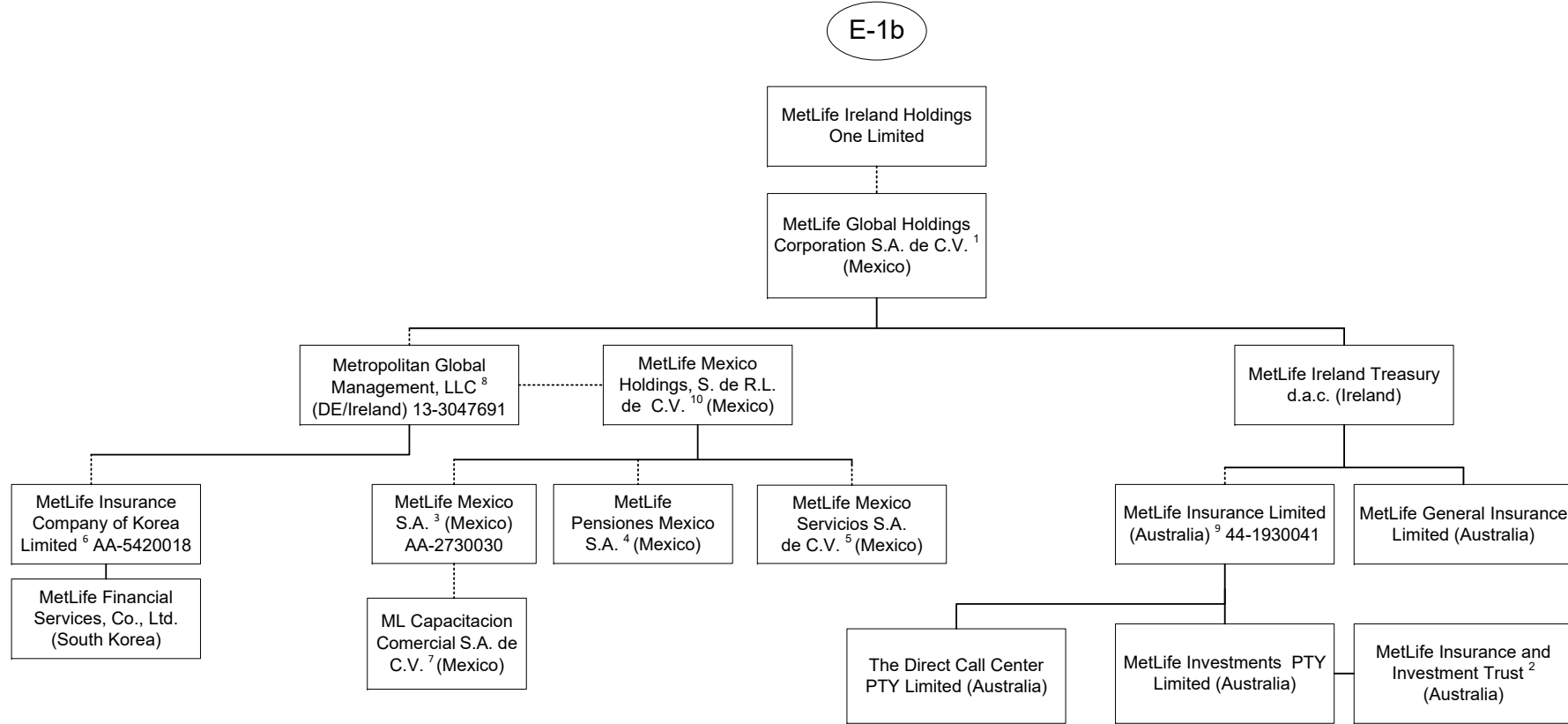
1 32.0526% of PNB MetLife India Insurance Company Limited is owned by MetLife International Holdings, LLC and 67.9474% is owned by third parties.
 2 99.99935% of Metropolitan Life Insurance Company of Hong Kong Limited is owned by MetLife International Holdings, LLC and 0.00065% is owned by Natiloportem Holdings, LLC.
 3 99.999% of MetLife Planos Odontologicos Ltda. is owned by MetLife International Holdings, LLC and .001% is owned by Natiloportem Holdings, LLC.
 4 95.5242% of MetLife Seguros S.A. is owned by MetLife International Holdings, LLC and 2.6753% is owned by Natiloportem Holdings, LLC and 1.8005% is owned by International Technical and Advisory Services Limited.
 5 18.87% of the shares of MetLife Servicios S.A. are held by Compania Inversora MetLife S.A., 79.88% is owned by MetLife Seguros S.A., .99% is held by Natiloportem Holdings, LLC and .26% is held by MetLife Seguros de Retiro S.A.
 6 66.662% is owned by MetLife International Holdings, LLC, 33.337% is owned by MetLife Worldwide Holdings, LLC and 0.001% is owned by Natiloportem Holdings, LLC.
 7 95.46% is owned by MetLife International Holdings, LLC and 4.54% is owned by Natiloportem Holdings, LLC.
 8 99% is owned by Excelencia Operativa y Tecnologica, S.A. de C.V. and 1% is owned by MetLife Mexico Servicios S.A. de C.V.

9 5% of the shares are held by Natiloportem Holdings, LLC and 95% is owned by MetLife International Holdings, LLC.
 10 96.8897% is owned by MetLife International Holdings, LLC, 3.1102% is owned by Natiloportem Holdings, and .0001% is owned by International Technical and Advisory Services Limited.
 11 99.99998% of MetLife Administradora de Fondos Multipatrocinos Ltda. is owned by MetLife International Holdings, LLC and .00002% by Natiloportem Holdings, LLC.
 12 50.000002% of AmMetLife Insurance Berhad is owned by MetLife International Holdings, LLC and the remainder by a third party.
 13 49.9999997% of AmMetLife Takaful Berhad is owned by MetLife International Holdings, LLC and the remainder by a third party.
 14 60% of BIDV MetLife Life Insurance Limited Liability Company is held by MetLife Limited (Hong Kong) and the remainder by third parties.
 15 50% of MAXIS GBN S.A.S. is held by MetLife International Holdings, LLC and the remainder by third parties.
 16 99% of Excelencia Operativa y Tecnologica, S.A. de C.V. is held by Natiloportem Holdings, LLC and 1% by MetLife Mexico Servicios S.A. de C.V.
 17 99.99964399% MetLife Mas, SA de C.V. is owned by MetLife International Holdings, LLC and .00035601% is owned by International Technical and Advisory Services Limited.

Q11.9

SCHEDULE Y - INFORMATION CONCERNING ACTIVITIES OF INSURER MEMBERS OF A HOLDING COMPANY GROUP

PART 1 - ORGANIZATIONAL CHART



1 98.9% is owned by MetLife Ireland Holdings One Limited and 1.1% is owned by MetLife International Limited, LLC.

2 MetLife Insurance and Investment Trust is a trust vehicle, the trustee of which is MetLife Investments PTY Limited ("MIPL").

MIPL is a wholly owned subsidiary of MetLife Insurance PTY Limited.

3 99.050271% is owned by MetLife Mexico Holdings, S. de R.L. de C.V. and .949729% is owned by MetLife International Holdings, LLC.

4 97.5125% is owned by MetLife Mexico Holdings, S. de R.L. de C.V. and 2.4875% is owned by MetLife International Holdings, LLC.

5 98% is owned by MetLife Mexico Holdings, S. de R.L. de C.V. and 2% is owned by MetLife International Holdings, LLC.

6 14.64% is owned by MetLife Mexico, S.A. and 85.36% is owned by Metropolitan Global Management, LLC.

7 99% is owned by MetLife Mexico S.A. and 1% is owned by MetLife Mexico Servicios, S.A. de C.V.

8 99.7% is owned by MetLife Global Holdings Corporation S.A. de C.V. and 0.3% is owned by MetLife International Holdings, LLC.

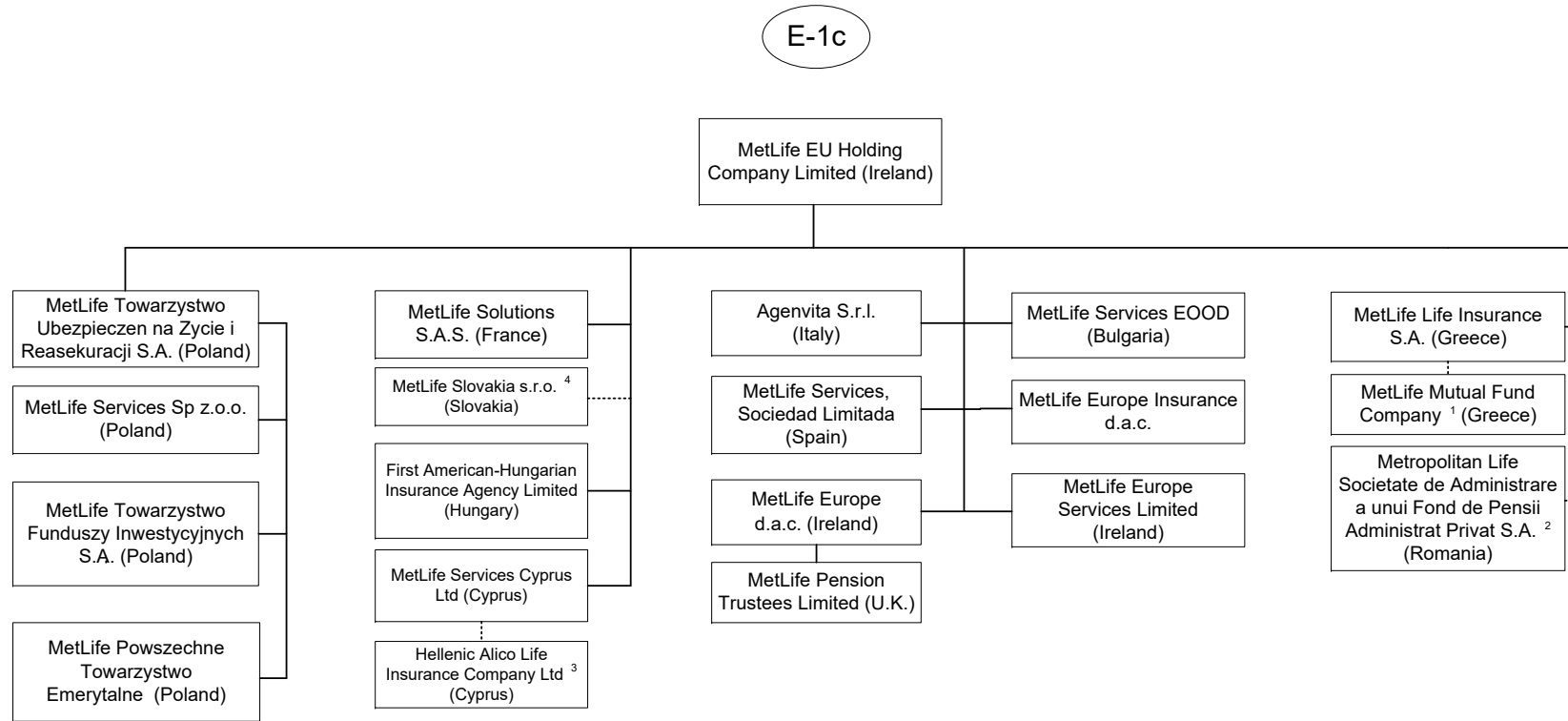
9 91.16468% of MetLife Insurance Limited (Australia) is owned by MetLife Ireland Treasury d.a.c. and 8.83532% by MetLife Global Holdings Corp. S.A. de C.V..

10 99.99995% is owned by Metropolitan Global Management, LLC and .00005% is owned by Exelencia Operativa y Tecnologica, S.A. de C.V.

Q11.10

SCHEDULE Y - INFORMATION CONCERNING ACTIVITIES OF INSURER MEMBERS OF A HOLDING COMPANY GROUP

PART 1 - ORGANIZATIONAL CHART

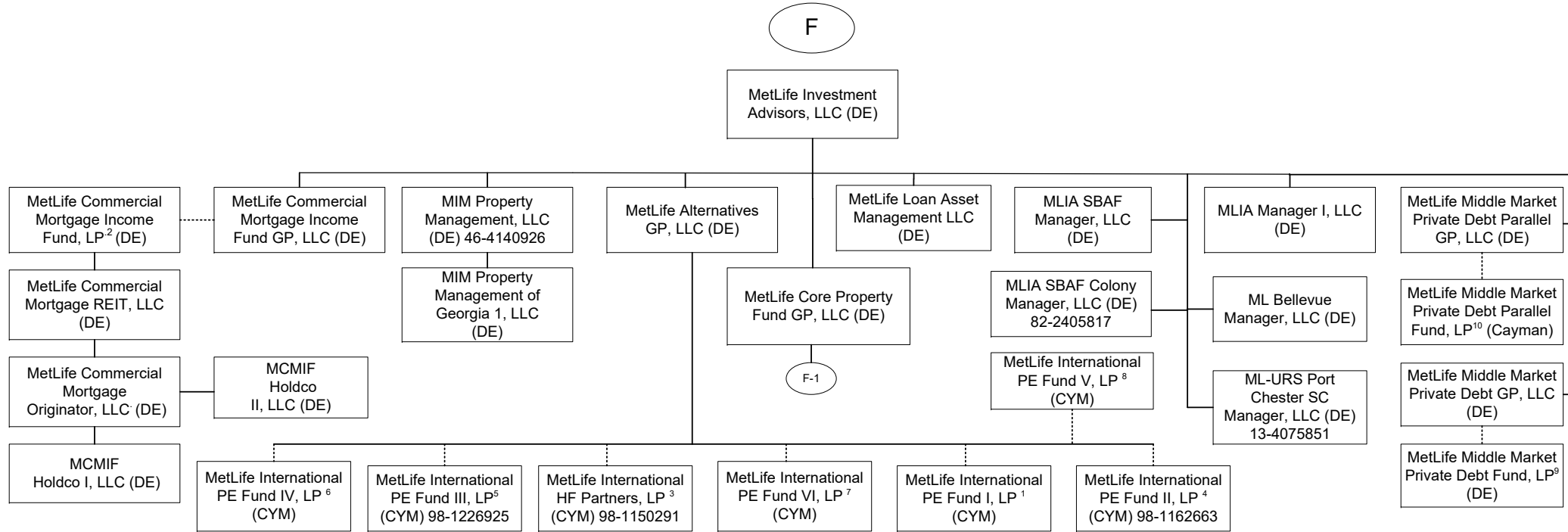


1 90% of MetLife Mutual Fund Company is owned by MetLife Life Insurance S.A. and the remaining interest by a third party.
 2 99.9836% of Metropolitan Life Societate de Administrare a unui Fond de Pensii Administrat Privat S.A. is owned by MetLife EU Holding Company Limited and 0.0164% by MetLife Services Sp z.o.o.

3 27.5% of Hellenic Alico Life Insurance Company Ltd. is owned by MetLife Services Cyprus Ltd (Cyprus) and the remaining by a third party.
 4 99.956% of MetLife Slovakia s.r.o. (Slovakia) is owned by MetLife EU Holding Company Limited and 0.044% is owned by International Technical and Advisory Services Limited.

SCHEDULE Y - INFORMATION CONCERNING ACTIVITIES OF INSURER MEMBERS OF A HOLDING COMPANY GROUP

PART 1 - ORGANIZATIONAL CHART



Q11.12

1 92.593% of the Limited Partnership interests of this entity is owned by MetLife Insurance K.K., 4.115% is owned by MetLife Mexico S.A., 2.716% by MetLife Limited (Hong Kong) and the remaining 0.576% is owned by Metropolitan Life Insurance Company of Hong Kong Limited.

2 MetLife Commercial Mortgage Income Fund GP, LLC is the general partner of MetLife Commercial Mortgage Income Fund, LP (the "Fund"). A majority of the limited partnership interests in the Fund are held by third parties. The following affiliates hold limited partnership interests in the Fund: Metropolitan Life Insurance Company owns 26.6%, MetLife Insurance Company of Korea, Limited. owns 2.1%, MetLife Limited owns 2.7%, Metropolitan Life Insurance Company of Hong Kong Limited owns 0.03% and Metropolitan Tower Life Insurance Company owns 2.7% (the remainder is held by third party investors).

3 88.22% of the limited partnership interests of this entity is owned by MetLife Insurance K.K. (Japan), 9.47% is owned by MetLife Insurance Company of Korea Limited, 2.29% is owned by MetLife Limited (Hong Kong) and 0.02% is owned by MetLife Alternatives, GP.

4 94.54% of the limited partnership interest of MetLife International PE Fund II, LP is owned by MetLife Insurance K.K. (Japan), 2.77% is owned by MetLife Limited (Hong Kong), 2.1% is owned by MetLife Mexico, S.A. and 0.59% is owned by Metropolitan Life Insurance Company Hong Kong Limited.

5 88.93% of the limited partnership interest of MetLife International PE Fund III, LP is owned by MetLife Insurance K.K. (Japan), 7.91% is owned by MetLife Insurance Company of Korea Limited, 2.61% is owned by MetLife Limited (Hong Kong) and 0.55% is owned by Metropolitan Life Insurance Company Hong Kong Limited.

6 94.70% of the Limited Partnership interests of MetLife International PE Fund IV, LP is owned by MetLife Insurance K.K., 3.79% is owned by MetLife Insurance Company of Korea Limited, 1.51% is owned by MetLife Limited (Hong Kong).

7 76.323% of the Limited Partnership interests of MetLife International PE Fund VI, LP is owned by MetLife Insurance K.K., 20.208% is owned by MetLife Limited and 3.469% is owned by MetLife Insurance Company of Korea.

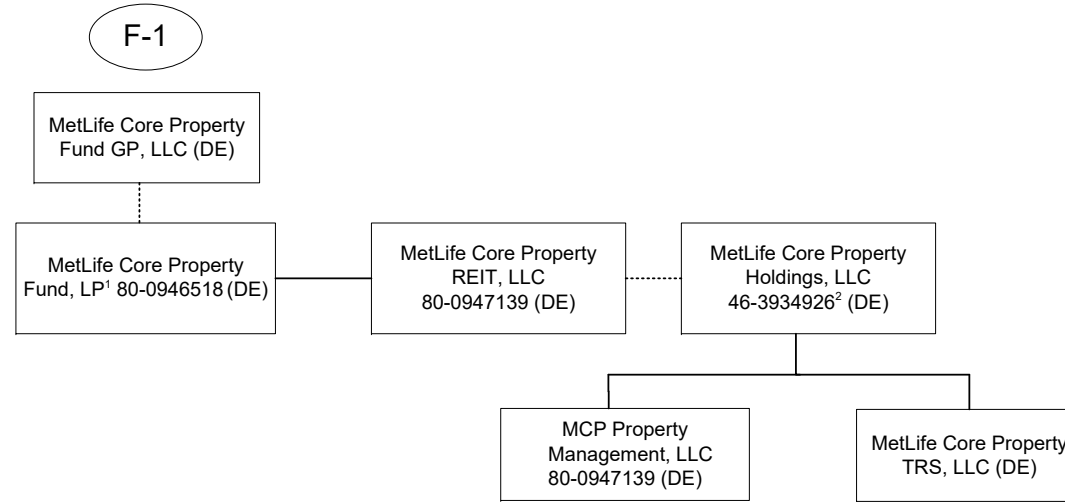
8 81.699% of the Limited Partnership interests of MetLife International PE Fund V, LP entity is owned by MetLife Insurance K.K., 15.033% is owned by MetLife Limited (Hong Kong) and 3.268% is owned by MetLife Insurance Company of Korea, Limited.

9 MetLife Middle Market Private Debt, GP, LLC is the general partner of MetLife Middle Market Private Debt Fund, L.P (the "Fund"). The following affiliates hold limited partnership interests in the Fund: 31.15% is held by MetLife Private Equity Holdings, LLC, 31.15% is held by Metropolitan Life Insurance Company, .35% is held by MetLife Middle Market Private Debt, GP, LLC. The remainder is held by a third party.

10 MetLife Middle Market Private Debt Parallel GP is the general partner of MetLife Middle Market Private Debt Parallel Fund, LP. The following affiliate holds a limited partnership interest in the Fund: MetLife Insurance K.K. (100%).

SCHEDULE Y - INFORMATION CONCERNING ACTIVITIES OF INSURER MEMBERS OF A HOLDING COMPANY GROUP

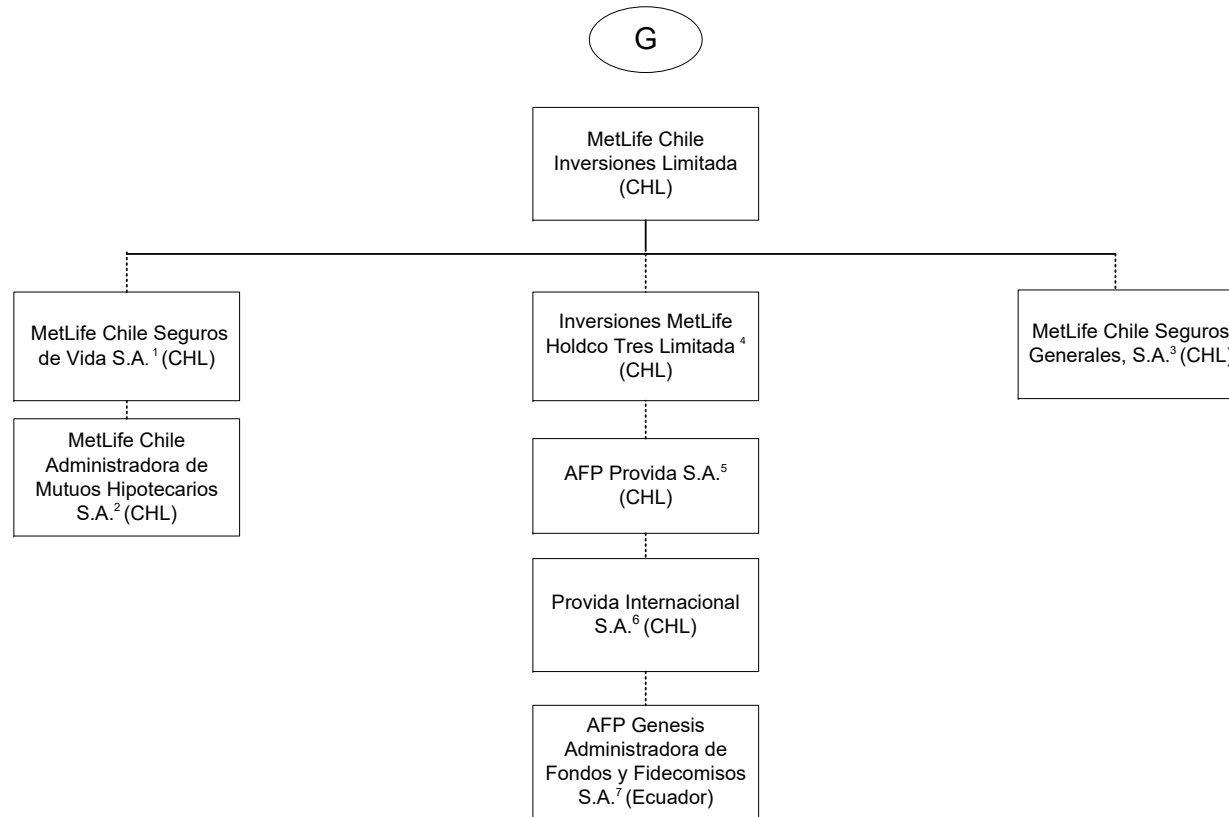
PART 1 - ORGANIZATIONAL CHART



- 1 MetLife Core Property Fund GP, LLC is the general partner of MetLife Core Property Fund, LP (the "Fund"). A substantial majority of the limited partnership interests in the Fund are held by third parties. The following affiliates hold limited partnership interests in the Fund: Metropolitan Life Insurance Company owns 14.61%, Metropolitan Life Insurance Company (on behalf of Separate Account 746) owns 2.36%, MetLife Insurance Company of Korea Limited owns 1.88%, MetLife Insurance KK owns 6.38%, Metropolitan Property and Casualty Insurance Company owns 1.65% and Metropolitan Tower Life Insurance Company owns 0.05%.
- 2 MetLife Core Property Holdings, LLC also holds, directly or indirectly, the following limited liability companies (indirect ownership indicated in parenthesis): MCP Alley24 East, LLC; MCP Property Management, LLC; MCP One Westside, LLC; MCP 7 Riverway, LLC; MCP Acquisition, LLC; MCP SoCal Industrial – Springdale, LLC; MCP SoCal Industrial – Concourse, LLC; MCP SoCal Industrial – Kellwood, LLC; MCP SoCal Industrial – Redondo, LLC; MCP SoCal Industrial – Fullerton, LLC; MCP SoCal Industrial – Loker, LLC; MCP Paragon Point, LLC; MCP 4600 South Syracuse, LLC; MCP The Palms at Doral, LLC; MCP Waterford Atrium, LLC; MCP EnV Chicago, LLC; MCP 1900 McKinney, LLC; MCP 550 West Washington, LLC; MCP 3040 Post Oak, LLC; MCP Plaza at Legacy, LLC; MetLife Core Property TRS, LLC; MCP SoCal Industrial – LAX, LLC; MCP SoCal Industrial - Anaheim, LLC; MCP SoCal Industrial - Canyon, LLC; MCP SoCal Industrial – Bernardo, LLC; MCP Ashton South End, LLC; MCP Lodge At Lakecrest, LLC; MCP Main Street Village, LLC; MCP Trimble Campus, LLC; MCP Highland Park Lender, LLC; MCP Buford Logistics Center Bldg B, LLC; MCP 22745 & 22755 Relocation Drive, LLC; MCP 9020 Murphy Road, LLC; MCP Northyards Holdco, LLC; MCP Northyards Owner, LLC (100%); MCP Northyards Master Lessee, LLC (100%); MCP VOA Holdings, LLC; MCP VOA I & III, LLC (100%); MCP VOA II, LLC (100%); MCP West Broad Marketplace, LLC; MCP Grapevine, LLC; MCP Union Row, LLC; MCP Fife Enterprise Center, LLC; MCP 2 Ames, LLC; MCP 2 Ames Two, LLC (100%); MCP 2 Ames One, LLC (100%); MCP 2 Ames Owner, LLC (100%); MCP 350 Rohlwing, LLC; MCP – Wellington, LLC; MCP Onyx, LLC; MCP Valley Forge, LLC; MCP Valley Forge Two, LLC (100%); MCP Valley Forge One, LLC (100%); MCP Valley Forge Owner, LLC (89%); MCP MA Property REIT, LLC; MCPF – Needham, LLC (100%); MCP 60 11th Street Member, LLC; 60 11th Street, LLC (100%); MCP-English Village, LLC; MCP 100 Congress Member, LLC; Des Moines Creek Business Park Phase II, LLC (95%); MCP Magnolia Park Member, LLC; MCP Denver Pavilions Member, LLC; MCP Buford Logistics Center 2 Member, LLC; MCP Seattle Gateway 1 Member, LLC; MCP 249 Industrial Business Park Member, LLC; MCP Seattle Gateway II Member, LLC; MCP Seventh and Osborn Retail Member, LLC; MCP Seventh and Osborn MF Member, LLC; Seventh and Osborn MF Venture, LLC (92.5%); High Street Seventh and Osborn Apartments, LLC (92.5%); MCP Block 23 Member, LLC; MCP Burnside Member, LLC; MCP Mountain Technology Center Member TRS, LLC; MCP Vineyard Avenue Member, LLC; MCP 93 Red River Member, LLC; MCP 93 Red River Member TRS.

SCHEDULE Y - INFORMATION CONCERNING ACTIVITIES OF INSURER MEMBERS OF A HOLDING COMPANY GROUP

PART 1 - ORGANIZATIONAL CHART

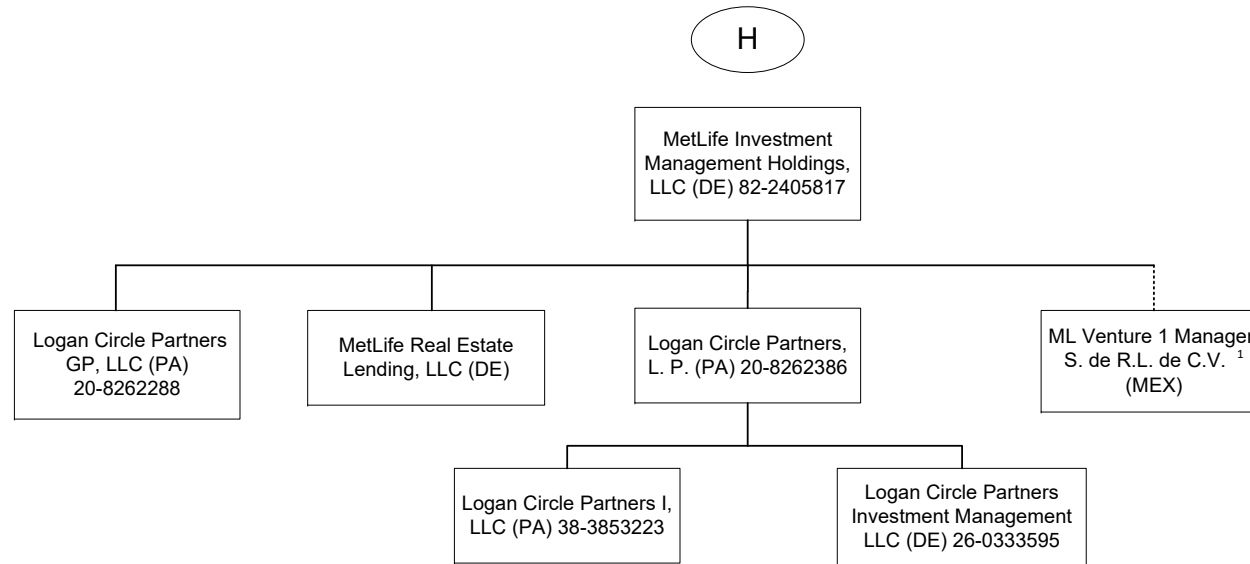


1 99.997% is held by MetLife Chile Inversiones Limitada and .003% by International Technical and Advisory Services Limited.
 2 99.9% is held by MetLife Chile Seguros de Vida S.A. and 0.1% by MetLife Chile Inversiones Limitada.
 3 99.98% of MetLife Chile Seguros Generales, S.A. is owned by MetLife Chile Inversiones Limitada and 0.02% by Inversiones MetLife Holdco Dos Limitada.
 4 97.13% of Inversiones MetLife Holdco Tres Limitada is owned by MetLife Chile Inversiones Limitada and 2.87% is owned by Inversiones MetLife Holdco Dos Limitada.

5 42.3815% of AFP Provida S.A. is owned by Inversiones MetLife Holdco Dos Limitada, 42.3815% owned by Inversiones MetLife Holdco Tres Limitada and 10.9224% by MetLife Chile Inversiones Limitada and the remainder is owned by the public.
 6 99.99% of Provida Internacional S.A. is owned by AFP Provida S.A. and .01% by MetLife Chile Inversiones Limitada.
 7 99.9% of AFP Genesis Administradora de Fondos y Fidecomisos S.A. is owned by Provida Internacional S.A. and 0.1% by AFP Provida S.A.

SCHEDULE Y - INFORMATION CONCERNING ACTIVITIES OF INSURER MEMBERS OF A HOLDING COMPANY GROUP

PART 1 - ORGANIZATIONAL CHART



1. 99.9% of ML Venture1 Manager, S. de R.L. de C.V. is owned by MetLife Investment Management Holdings, LLC and 0.1% is owned by MetLife Investment Management Holdings (Ireland) Limited.

SCHEDULE Y - INFORMATION CONCERNING ACTIVITIES OF INSURER MEMBERS OF A HOLDING COMPANY GROUP

PART 1 - ORGANIZATIONAL CHART

- 1) The voting securities (excluding directors' qualifying shares, if any) of each subsidiary shown on the organizational chart are 100% owned by their respective parent corporation, unless otherwise indicated.
- 2) The Metropolitan Money Market Pool and MetLife Intermediate Income Pool are pass-through investments pools, of which Metropolitan Life Insurance Company and/or its subsidiaries and/or affiliates are general partners.
- 3) The MetLife, Inc. organizational chart does not include real estate joint ventures and partnerships of which MetLife, Inc. and/or its subsidiaries is an investment partner. In addition, certain inactive subsidiaries have also been omitted.
- 4) MetLife Services EEIG is a cost-sharing mechanism used in European Union for European Union-affiliated members.

Metropolitan Group Property and Casualty Insurance Company

SCHEDULE Y

PART 1A - DETAIL OF INSURANCE HOLDING COMPANY SYSTEM

| 1 | 2 | 3 | 4 | 5 | 6 | 7 | 8 | 9 | 10 | 11 | 12 | 13 | 14 | 15 | 16 |
|----------------|--------------|-------------------|--------------|--------------|-------------|--|--|----------------------|----------------------------------|---|---|--|--|----------------------------------|----|
| Group Code | Group Name | NAIC Company Code | ID Number | Federal RSSD | CIK | Name of Securities Exchange if Publicly Traded (U.S. or International) | Names of Parent, Subsidiaries or Affiliates | Domiciliary Location | Relationship to Reporting Entity | Directly Controlled by (Name of Entity/Person) | Type of Control (Ownership Board, Management, Attorney-in-Fact, Influence, Other) | If Control is Ownership Provide Percentage | Ultimate Controlling Entity(ies)/Person(s) | Is an SCA Filing Required? (Y/N) | * |
| Members | | | | | | | | | | | | | | | |
| 0241 | MetLife..... | 00000.. | 13-4075851.. |2945824 |1099219 | NYSE, ISE..... | MetLife, Inc..... | DE..... | UIP..... | Board of Directors..... | Board of Directors..... | | Board of Directors..... | ..Y..... | |
| 0241 | MetLife..... | 65978.. | 13-5581829.. |1583845 |937834 | | Metropolitan Life Insurance Company..... | NY..... | IA..... | MetLife, Inc..... | Ownership..... | 100.000 | MetLife, Inc..... | ..N..... | |
| 0241 | MetLife..... | 00000.. | 20-2985998.. | | | | 500 Grant Street GP, LLC..... | DE..... | NIA..... | Metropolitan Life Insurance Company..... | Ownership..... | 100.000 | MetLife, Inc..... | ..N..... | |
| 0241 | MetLife..... | 00000.. | | | | | 500 Grant Street Associates Limited Partnership..... | CT..... | NIA..... | Metropolitan Life Insurance Company..... | Ownership..... | 99.000 | MetLife, Inc..... | ..N..... | |
| 0241 | MetLife..... | 00000.. | | | | | 500 Grant Street Associates Limited Partnership..... | CT..... | NIA..... | 500 Grant Street GP LLC..... | Ownership..... | 1.000 | MetLife, Inc..... | ..N..... | |
| 0241 | MetLife..... | 00000.. | 22-3140349.. | | | | MetLife Retirement Services LLC..... | NJ..... | NIA..... | Metropolitan Life Insurance Company..... | Ownership..... | 100.000 | MetLife, Inc..... | ..N..... | |
| 0241 | MetLife..... | 00000.. | | | | | MLIC CB Holdings LLC..... | DE..... | NIA..... | Metropolitan Life Insurance Company..... | Ownership..... | 100.000 | MetLife, Inc..... | ..N..... | |
| 0241 | MetLife..... | 00000.. | | | | | HPZ Assets LLC..... | DE..... | NIA..... | Metropolitan Life Insurance Company..... | Ownership..... | 100.000 | MetLife, Inc..... | ..N..... | |
| 0241 | MetLife..... | 00000.. | | | | | Alternative Fuels I, LLC..... | DE..... | NIA..... | Metropolitan Life Insurance Company..... | Ownership..... | 100.000 | MetLife, Inc..... | ..N..... | |
| 0241 | MetLife..... | 00000.. | 46-0800386.. | | | | CC Holdco Manager, LLC..... | DE..... | NIA..... | Metropolitan Life Insurance Company..... | Ownership..... | 100.000 | MetLife, Inc..... | ..N..... | |
| 0241 | MetLife..... | 00000.. | 13-5581829.. | | | | MetLife Private Equity Holdings, LLC..... | DE..... | NIA..... | MetLife SP Holdings, LLC..... | Ownership..... | 100.000 | MetLife, Inc..... | ..N..... | |
| 0241 | MetLife..... | 00000.. | | | | | Euro CL Investments LLC..... | DE..... | NIA..... | Metropolitan Life Insurance Company..... | Ownership..... | 100.000 | MetLife, Inc..... | ..N..... | |
| 0241 | MetLife..... | 00000.. | 13-5581829.. | | | | 1001 Properties, LLC..... | DE..... | NIA..... | Metropolitan Life Insurance Company..... | Ownership..... | 100.000 | MetLife, Inc..... | ..N..... | |
| 0241 | MetLife..... | 00000.. | 26-0291767.. | | | | 6104 Hollywood, LLC..... | DE..... | NIA..... | Metropolitan Life Insurance Company..... | Ownership..... | 100.000 | MetLife, Inc..... | ..N..... | |
| 0241 | MetLife..... | 00000.. | | | | | The Building at 575 Fifth Avenue Mezzanine LLC..... | DE..... | NIA..... | Metropolitan Life Insurance Company..... | Ownership..... | 100.000 | MetLife, Inc..... | ..N..... | |
| 0241 | MetLife..... | 00000.. | | | | | The Building at 575 Fifth Retail Holding LLC..... | DE..... | NIA..... | The Building at 575 Fifth Avenue Mezzanine LLC..... | Ownership..... | 100.000 | MetLife, Inc..... | ..N..... | |
| 0241 | MetLife..... | 00000.. | | | | | The Building at 575 Fifth Retail Owner LLC..... | DE..... | NIA..... | The Building at 575 Fifth Retail Holding LLC..... | Ownership..... | 100.000 | MetLife, Inc..... | ..N..... | |
| 0241 | MetLife..... | 00000.. | 20-8254446.. | | | | 10700 Wilshire, LLC..... | DE..... | NIA..... | Metropolitan Life Insurance Company..... | Ownership..... | 100.000 | MetLife, Inc..... | ..N..... | |
| 0241 | MetLife..... | 00000.. | 20-8342977.. | | | | Sandpiper Cove Associates II, LLC..... | DE..... | NIA..... | Metropolitan Life Insurance Company..... | Ownership..... | 100.000 | MetLife, Inc..... | ..N..... | |
| 0241 | MetLife..... | 00000.. | 47-3741955.. | | | | ML Miliani Member, LLC..... | DE..... | NIA..... | Metropolitan Life Insurance Company..... | Ownership..... | 95.000 | MetLife, Inc..... | ..N..... | |
| 0241 | MetLife..... | 00000.. | 47-3741955.. | | | | ML Miliani Member, LLC..... | DE..... | NIA..... | Metropolitan Tower Life Insurance Company..... | Ownership..... | 5.000 | MetLife, Inc..... | ..N..... | |
| 0241 | MetLife..... | 00000.. | 47-5228317.. | | | | MCPP Owners, LLC..... | DE..... | NIA..... | Metropolitan Life Insurance Company..... | Ownership..... | 87.340 | MetLife, Inc..... | ..N..... | |
| 0241 | MetLife..... | 00000.. | 47-5228317.. | | | | MCPP Owners, LLC..... | DE..... | NIA..... | Metropolitan Tower Life Insurance Company..... | Ownership..... | 1.810 | MetLife, Inc..... | ..N..... | |
| 0241 | MetLife..... | 00000.. | 47-5228317.. | | | | MCPP Owners, LLC..... | DE..... | NIA..... | MTL Leasing, LLC..... | Ownership..... | 10.850 | MetLife, Inc..... | ..N..... | |
| 0241 | MetLife..... | 00000.. | 20-3700390.. | | | | Viridian Miracle Mile, LLC..... | DE..... | NIA..... | Metropolitan Life Insurance Company..... | Ownership..... | 100.000 | MetLife, Inc..... | ..N..... | |
| 0241 | MetLife..... | 00000.. | 98-1107266.. | | | | MetLife Canada Solar ULC..... | CAN..... | NIA..... | MetLife Capital, Limited Partnership..... | Ownership..... | 100.000 | MetLife, Inc..... | ..N..... | |
| 0241 | MetLife..... | 00000.. | 86-1176467.. | | | | MEX DF Properties, LLC..... | DE..... | NIA..... | Metropolitan Life Insurance Company..... | Ownership..... | 100.000 | MetLife, Inc..... | ..N..... | |
| 0241 | MetLife..... | 00000.. | 55-0891973.. | | | | Corporate Real Estate Holdings, LLC..... | DE..... | NIA..... | Metropolitan Life Insurance Company..... | Ownership..... | 100.000 | MetLife, Inc..... | ..N..... | |
| 0241 | MetLife..... | 00000.. | | | | | WFP 1000 Holding Company GP, LLC..... | DE..... | NIA..... | Metropolitan Life Insurance Company..... | Ownership..... | 100.000 | MetLife, Inc..... | ..N..... | |
| 0241 | MetLife..... | 00000.. | | | | | ML Bellevue Member, LLC..... | DE..... | NIA..... | Metropolitan Life Insurance Company..... | Ownership..... | 100.000 | MetLife, Inc..... | ..N..... | |
| 0241 | MetLife..... | 00000.. | | | | | MSV Irvine Property, LLC..... | DE..... | NIA..... | Metropolitan Life Insurance Company..... | Ownership..... | 96.000 | MetLife, Inc..... | ..N..... | |
| 0241 | MetLife..... | 00000.. | | | | | MSV Irvine Property, LLC..... | DE..... | NIA..... | Metropolitan Tower Realty Company, Inc..... | Ownership..... | 4.000 | MetLife, Inc..... | ..N..... | |
| 0241 | MetLife..... | 00000.. | 13-3619870.. | | | | 23rd Street Investments, Inc..... | DE..... | NIA..... | Metropolitan Life Insurance Company..... | Ownership..... | 100.000 | MetLife, Inc..... | ..Y..... | |
| 0241 | MetLife..... | 00000.. | 06-1193029.. | | | | MetLife Capital Credit L.P..... | DE..... | NIA..... | Metropolitan Life Insurance Company..... | Ownership..... | 99.000 | MetLife, Inc..... | ..N..... | |
| 0241 | MetLife..... | 00000.. | 06-1193029.. | | | | MetLife Capital Credit L.P..... | DE..... | NIA..... | 23rd Street Investments, Inc..... | Ownership..... | 1.000 | MetLife, Inc..... | ..N..... | |
| 0241 | MetLife..... | 00000.. | 91-1273824.. | | | | MetLife Capital, Limited Partnership..... | DE..... | NIA..... | Metropolitan Life Insurance Company..... | Ownership..... | 99.000 | MetLife, Inc..... | ..N..... | |
| 0241 | MetLife..... | 00000.. | 91-1273824.. | | | | MetLife Capital, Limited Partnership..... | DE..... | NIA..... | 23rd Street Investments, Inc..... | Ownership..... | 1.000 | MetLife, Inc..... | ..N..... | |
| 0241 | MetLife..... | 00000.. | | | | | Long Island Solar Farm, LLC..... | DE..... | NIA..... | MetLife Capital, Limited Partnership..... | Ownership..... | 90.390 | MetLife, Inc..... | ..N..... | |
| 0241 | MetLife..... | 00000.. | 43-1822723.. |4275507 | | | Missouri Reinsurance, Inc..... | CYM..... | IA..... | Metropolitan Life Insurance Company..... | Ownership..... | 100.000 | MetLife, Inc..... | ..Y..... | |

Q12

Metropolitan Group Property and Casualty Insurance Company

SCHEDULE Y

PART 1A - DETAIL OF INSURANCE HOLDING COMPANY SYSTEM

| 1 | 2 | 3 | 4 | 5 | 6 | 7 | 8 | 9 | 10 | 11 | 12 | 13 | 14 | 15 | 16 |
|------------|--------------|-------------------|--------------|--------------|-----|--|--|----------------------|----------------------------------|---|---|--|--|----------------------------------|----|
| Group Code | Group Name | NAIC Company Code | ID Number | Federal RSSD | CIK | Name of Securities Exchange if Publicly Traded (U.S. or International) | Names of Parent, Subsidiaries or Affiliates | Domiciliary Location | Relationship to Reporting Entity | Directly Controlled by (Name of Entity/Person) | Type of Control (Ownership Board, Management, Attorney-in-Fact, Influence, Other) | If Control is Ownership Provide Percentage | Ultimate Controlling Entity(ies)/Person(s) | Is an SCA Filing Required? (Y/N) | * |
| 0241 | MetLife..... | 00000.. | 13-3237278.. | | | | MetLife Holdings, Inc..... | DE..... | NIA..... | Metropolitan Life Insurance Company..... | Ownership..... | 100.000 | MetLife, Inc..... | ..Y..... | |
| 0241 | MetLife..... | 00000.. | 13-3237275.. | | | | MetLife Credit Corp..... | DE..... | NIA..... | MetLife Holdings, Inc. (DE)..... | Ownership..... | 100.000 | MetLife, Inc..... | ..N..... | |
| 0241 | MetLife..... | 00000.. | 13-3237277.. | | | | MetLife Funding, Inc..... | DE..... | NIA..... | MetLife Holdings, Inc. (DE)..... | Ownership..... | 100.000 | MetLife, Inc..... | ..N..... | |
| 0241 | MetLife..... | 00000.. | | | | | 85 Broad Street Mezzanine LLC..... | DE..... | NIA..... | Metropolitan Life Insurance Company..... | Ownership..... | 100.000 | MetLife, Inc..... | ..N..... | |
| 0241 | MetLife..... | 00000.. | 46-5563450.. | | | | Buford Logistics Center, LLC..... | DE..... | NIA..... | Metropolitan Life Insurance Company..... | Ownership..... | 100.000 | MetLife, Inc..... | ..N..... | |
| 0241 | MetLife..... | 00000.. | | | | | MetLife Park Tower Member , LLC..... | DE..... | NIA..... | Metropolitan Life Insurance Company..... | Ownership..... | 100.000 | MetLife, Inc..... | ..N..... | |
| 0241 | MetLife..... | 00000.. | 47-5505232.. | | | | Park Tower REIT, Inc..... | DE..... | NIA..... | MetLife Park Tower Member, LLC..... | Ownership..... | 100.000 | MetLife, Inc..... | ..N..... | |
| 0241 | MetLife..... | 00000.. | | | | | Park Tower JV Member, LLC..... | DE..... | NIA..... | Park Tower REIT, Inc..... | Ownership..... | 100.000 | MetLife, Inc..... | ..N..... | |
| 0241 | MetLife..... | 00000.. | 82-1637862.. | | | | MetLife Chino Member, LLC..... | DE..... | NIA..... | Metropolitan Life Insurance Company..... | Ownership..... | 100.000 | MetLife, Inc..... | ..N..... | |
| 0241 | MetLife..... | 00000.. | 13-5581829.. | | | | MetLife Boro Station Member, LLC..... | DE..... | NIA..... | Metropolitan Life Insurance Company..... | Ownership..... | 100.000 | MetLife, Inc..... | ..N..... | |
| 0241 | MetLife..... | 00000.. | 83-2270141.. | | | | MMP Owners, LLC..... | DE..... | NIA..... | Metropolitan Life Insurance Company..... | Ownership..... | 98.820 | MetLife, Inc..... | ..N..... | |
| 0241 | MetLife..... | 00000.. | 83-2270141.. | | | | MMP Owners, LLC..... | DE..... | NIA..... | Metropolitan Property and Casualty Insurance Company..... | Ownership..... | 1.180 | MetLife, Inc..... | ..N..... | |
| 0241 | MetLife..... | 00000.. | 13-5581829.. | | | | MetLife 8280 Member, LLC..... | DE..... | NIA..... | Metropolitan Life Insurance Company..... | Ownership..... | 100.000 | MetLife, Inc..... | ..N..... | |
| 0241 | MetLife..... | 00000.. | 13-3170235.. | | | | Metropolitan Tower Realty Company, Inc..... | DE..... | NIA..... | Metropolitan Life Insurance Company..... | Ownership..... | 100.000 | MetLife, Inc..... | ..Y..... | |
| 0241 | MetLife..... | 00000.. | 01-0855028.. | | | | Midtown Heights, LLC..... | DE..... | NIA..... | Metropolitan Tower Realty Company, Inc..... | Ownership..... | 100.000 | MetLife, Inc..... | ..N..... | |
| 0241 | MetLife..... | 00000.. | 43-6026902.. | | | | White Oak Royalty Company..... | OK..... | NIA..... | Metropolitan Life Insurance Company..... | Ownership..... | 100.000 | MetLife, Inc..... | ..Y..... | |
| 0241 | MetLife..... | 00000.. | 30-0777814.. | | | | Marketplace Residences, LLC..... | DE..... | NIA..... | Metropolitan Life Insurance Company..... | Ownership..... | 100.000 | MetLife, Inc..... | ..N..... | |
| 0241 | MetLife..... | 00000.. | 26-2853672.. | | | | MLIC Asset Holdings LLC..... | DE..... | NIA..... | Metropolitan Life Insurance Company..... | Ownership..... | 100.000 | MetLife, Inc..... | ..N..... | |
| 0241 | MetLife..... | 00000.. | 36-4197196.. | | | | MetLife Properties Ventures, LLC..... | DE..... | NIA..... | Metropolitan Life Insurance Company..... | Ownership..... | 100.000 | MetLife, Inc..... | ..N..... | |
| 0241 | MetLife..... | 00000.. | 22-2375428.. | | | | Transmountain Land & Livestock Company..... | MT..... | NIA..... | Metropolitan Life Insurance Company..... | Ownership..... | 100.000 | MetLife, Inc..... | ..Y..... | |
| 0241 | MetLife..... | 00000.. | 34-1650967.. | | | | Hyatt Legal Plans, Inc..... | DE..... | NIA..... | Metropolitan Life Insurance Company..... | Ownership..... | 100.000 | MetLife, Inc..... | ..Y..... | |
| 0241 | MetLife..... | 00000.. | 34-1631590.. | | | | Hyatt Legal Plans of Florida, Inc..... | FL..... | NIA..... | Hyatt Legal Plans, Inc..... | Ownership..... | 100.000 | MetLife, Inc..... | ..N..... | |
| 0241 | MetLife..... | 00000.. | 27-0226554.. | | | | MLIC Asset Holdings II LLC..... | DE..... | NIA..... | Metropolitan Life Insurance Company..... | Ownership..... | 100.000 | MetLife, Inc..... | ..N..... | |
| 0241 | MetLife..... | 00000.. | 30-0756430.. | | | | Ei Conquistador MAH II LLC..... | DE..... | NIA..... | MLIC Asset Holdings II LLC..... | Ownership..... | 100.000 | MetLife, Inc..... | ..N..... | |
| 0241 | MetLife..... | 00000.. | | | | | MetLife RC SF Member, LLC..... | DE..... | NIA..... | Metropolitan Life Insurance Company..... | Ownership..... | 100.000 | MetLife, Inc..... | ..N..... | |
| 0241 | MetLife..... | 00000.. | 20-8349277.. | | | | Sandpiper Cove Associates, LLC..... | DE..... | NIA..... | Metropolitan Life Insurance Company..... | Ownership..... | 90.590 | MetLife, Inc..... | ..N..... | |
| 0241 | MetLife..... | 00000.. | 20-8349277.. | | | | Sandpiper Cove Associates, LLC..... | DE..... | NIA..... | Metropolitan Tower Realty Company, Inc..... | Ownership..... | 9.410 | MetLife, Inc..... | ..N..... | |
| 0241 | MetLife..... | 00000.. | 13-4047186.. | | | | MetLife Tower Resources Group, Inc..... | DE..... | NIA..... | Metropolitan Life Insurance Company..... | Ownership..... | 100.000 | MetLife, Inc..... | ..Y..... | |
| 0241 | MetLife..... | 00000.. | | | | | Housing Fund Manager, LLC..... | DE..... | NIA..... | Metropolitan Life Insurance Company..... | Ownership..... | 100.000 | MetLife, Inc..... | ..N..... | |
| 0241 | MetLife..... | 00000.. | 26-0405155.. | | | | MTC Fund I, LLC..... | DE..... | NIA..... | Housing Fund Manager, LLC..... | Management..... | | MetLife, Inc..... | ..N..... | |
| 0241 | MetLife..... | 00000.. | | | | | MTC Fund II, LLC..... | DE..... | NIA..... | Housing Fund Manager, LLC..... | Management..... | | MetLife, Inc..... | ..N..... | |
| 0241 | MetLife..... | 00000.. | 14-2013939.. | | | | MTC Fund III, LLC..... | DE..... | NIA..... | Housing Fund Manager, LLC..... | Management..... | | MetLife, Inc..... | ..N..... | |
| 0241 | MetLife..... | 00000.. | | 4254454 | | | St. James Fleet Investments Two Limited..... | CYM..... | NIA..... | Metropolitan Life Insurance Company..... | Ownership..... | 100.000 | MetLife, Inc..... | ..Y..... | |
| 0241 | MetLife..... | 00000.. | | 4254472 | | | Park Twenty Three Investments Company..... | GBR..... | NIA..... | St. James Fleet Investments Two Limited..... | Ownership..... | 100.000 | MetLife, Inc..... | ..N..... | |
| 0241 | MetLife..... | 00000.. | | 4254481 | | | Convent Station Euro Investments Four Company..... | GBR..... | NIA..... | Park Twenty Three Investments Company..... | Ownership..... | 100.000 | MetLife, Inc..... | ..N..... | |
| 0241 | MetLife..... | 00000.. | 98-0391368.. | 4254520 | | | OMI MLIC Investments Limited..... | CYM..... | NIA..... | St. James Fleet Investments Two Limited..... | Ownership..... | 100.000 | MetLife, Inc..... | ..N..... | |
| 0241 | MetLife..... | 00000.. | 46-3608641.. | | | | ML Swan Mezz, LLC..... | DE..... | NIA..... | Metropolitan Life Insurance Company..... | Ownership..... | 100.000 | MetLife, Inc..... | ..N..... | |
| 0241 | MetLife..... | 00000.. | 46-3589015.. | | | | ML Swan GP, LLC..... | DE..... | NIA..... | ML Swan Mezz, LLC..... | Ownership..... | 100.000 | MetLife, Inc..... | ..N..... | |
| 0241 | MetLife..... | 00000.. | 46-3616798.. | | | | ML Dolphin Mezz, LLC..... | DE..... | NIA..... | Metropolitan Life Insurance Company..... | Ownership..... | 100.000 | MetLife, Inc..... | ..N..... | |
| 0241 | MetLife..... | 00000.. | 82-4889675.. | | | | ML Southlands Member, LLC..... | DE..... | NIA..... | Metropolitan Life Insurance Company..... | Ownership..... | 60.000 | MetLife, Inc..... | ..N..... | |
| 0241 | MetLife..... | 00000.. | 82-4889675.. | | | | ML Southlands Member, LLC..... | DE..... | NIA..... | Metropolitan Tower Life Insurance Company..... | Ownership..... | 40.000 | MetLife, Inc..... | ..N..... | |
| 0241 | MetLife..... | 00000.. | 83-2970698.. | | | | ML Port Chester SC Member, LLC..... | DE..... | NIA..... | Metropolitan Life Insurance Company..... | Ownership..... | 60.000 | MetLife, Inc..... | ..N..... | |
| 0241 | MetLife..... | 00000.. | 83-2970698.. | | | | ML Port Chester SC Member, LLC..... | DE..... | NIA..... | Metropolitan Tower Life Insurance Company..... | Ownership..... | 40.000 | MetLife, Inc..... | ..N..... | |

Q12.1

SCHEDULE Y

PART 1A - DETAIL OF INSURANCE HOLDING COMPANY SYSTEM

| 1 | 2 | 3 | 4 | 5 | 6 | 7 | 8 | 9 | 10 | 11 | 12 | 13 | 14 | 15 | 16 |
|------------|--------------|-------------------|--------------|--------------|-----|--|---|----------------------|----------------------------------|--|---|--|--|----------------------------------|----|
| Group Code | Group Name | NAIC Company Code | ID Number | Federal RSSD | CIK | Name of Securities Exchange if Publicly Traded (U.S. or International) | Names of Parent, Subsidiaries or Affiliates | Domiciliary Location | Relationship to Reporting Entity | Directly Controlled by (Name of Entity/Person) | Type of Control (Ownership Board, Management, Attorney-in-Fact, Influence, Other) | If Control is Ownership Provide Percentage | Ultimate Controlling Entity(ies)/Person(s) | Is an SCA Filing Required? (Y/N) | * |
| 0241 | MetLife..... | 00000.. | 82-4019470.. | | | | ML Cerritos TC Member, LLC..... | DE..... | NIA..... | Metropolitan Life Insurance Company..... | Ownership..... | 60.000 | MetLife, Inc..... | ..N..... | |
| 0241 | MetLife..... | 00000.. | 82-4019470.. | | | | ML Cerritos TC Member, LLC..... | DE..... | NIA..... | Metropolitan Tower Life Insurance Company... | Ownership..... | 40.000 | MetLife, Inc..... | ..N..... | |
| 0241 | MetLife..... | 00000.. | | | | | ML Sloan's Lake Member, LLC..... | DE..... | NIA..... | Metropolitan Life Insurance Company..... | Ownership..... | 55.000 | MetLife, Inc..... | ..N..... | |
| 0241 | MetLife..... | 00000.. | | | | | ML Sloan's Lake Member, LLC..... | DE..... | NIA..... | Metropolitan Tower Life Insurance Company... | Ownership..... | 45.000 | MetLife, Inc..... | ..N..... | |
| 0241 | MetLife..... | 00000.. | | | | | ML Sentinel Square Member, LLC..... | DE..... | NIA..... | Metropolitan Life Insurance Company..... | Ownership..... | 100.000 | MetLife, Inc..... | ..N..... | |
| 0241 | MetLife..... | 00000.. | | | | | MetLife Securitization Depositor LLC..... | DE..... | NIA..... | Metropolitan Life Insurance Company..... | Ownership..... | 100.000 | MetLife, Inc..... | ..N..... | |
| 0241 | MetLife..... | 00000.. | 46-3593573.. | | | | ML Dolphin GP, LLC..... | DE..... | NIA..... | ML Dolphin Mezz, LLC..... | Ownership..... | 100.000 | MetLife, Inc..... | ..N..... | |
| 0241 | MetLife..... | 00000.. | | | | | Haskell East Village, LLC..... | DE..... | NIA..... | Metropolitan Life Insurance Company..... | Ownership..... | 100.000 | MetLife, Inc..... | ..N..... | |
| 0241 | MetLife..... | 00000.. | 46-3426206.. | | | | MetLife Cabo Hilton Member, LLC..... | DE..... | NIA..... | Metropolitan Life Insurance Company..... | Ownership..... | 83.100 | MetLife, Inc..... | ..N..... | |
| 0241 | MetLife..... | 00000.. | 46-3426206.. | | | | MetLife Cabo Hilton Member, LLC..... | DE..... | NIA..... | Metropolitan Tower Life Insurance Company... | Ownership..... | 16.900 | MetLife, Inc..... | ..N..... | |
| 0241 | MetLife..... | 00000.. | 46-0803970.. | | | | MetLife CC Member, LLC..... | DE..... | NIA..... | Metropolitan Life Insurance Company..... | Ownership..... | 95.122 | MetLife, Inc..... | ..N..... | |
| 0241 | MetLife..... | 00000.. | 46-0803970.. | | | | MetLife CC Member, LLC..... | DE..... | NIA..... | Metropolitan Tower Life Insurance Company... | Ownership..... | 4.878 | MetLife, Inc..... | ..N..... | |
| 0241 | MetLife..... | 00000.. | 13-5581829.. | | | | MetLife SP Holdings, LLC..... | DE..... | NIA..... | Metropolitan Life Insurance Company..... | Ownership..... | 100.000 | MetLife, Inc..... | ..N..... | |
| 0241 | MetLife..... | 00000.. | 80-0821598.. | | | | Oconee Hotel Company, LLC..... | DE..... | NIA..... | Metropolitan Life Insurance Company..... | Ownership..... | 100.000 | MetLife, Inc..... | ..N..... | |
| 0241 | MetLife..... | 00000.. | 80-0823015.. | | | | Oconee Land Company, LLC..... | DE..... | NIA..... | Metropolitan Life Insurance Company..... | Ownership..... | 100.000 | MetLife, Inc..... | ..N..... | |
| 0241 | MetLife..... | 00000.. | 80-0823413.. | | | | Oconee Land Development Company, LLC..... | DE..... | NIA..... | Oconee Land Company, LLC..... | Ownership..... | 100.000 | MetLife, Inc..... | ..N..... | |
| 0241 | MetLife..... | 00000.. | 90-0853553.. | | | | Oconee Golf Company, LLC..... | DE..... | NIA..... | Oconee Land Company, LLC..... | Ownership..... | 100.000 | MetLife, Inc..... | ..N..... | |
| 0241 | MetLife..... | 00000.. | 37-1694299.. | | | | Oconee Marina Company, LLC..... | DE..... | NIA..... | Oconee Land Company, LLC..... | Ownership..... | 100.000 | MetLife, Inc..... | ..N..... | |
| 0241 | MetLife..... | 00000.. | | | | | 1201 TAB Manager, LLC..... | DE..... | NIA..... | Metropolitan Life Insurance Company..... | Ownership..... | 100.000 | MetLife, Inc..... | ..N..... | |
| 0241 | MetLife..... | 00000.. | 46-2460801.. | | | | MetLife 1201 TAB Member, LLC..... | DE..... | NIA..... | Metropolitan Life Insurance Company..... | Ownership..... | 96.900 | MetLife, Inc..... | ..N..... | |
| 0241 | MetLife..... | 00000.. | 46-2460801.. | | | | MetLife 1201 TAB Member, LLC..... | DE..... | NIA..... | Metropolitan Property and Casualty Insurance Company | Ownership..... | 3.100 | MetLife, Inc..... | ..N..... | |
| 0241 | MetLife..... | 00000.. | 46-2477278.. | | | | MetLife LHH Member, LLC..... | DE..... | NIA..... | Metropolitan Life Insurance Company..... | Ownership..... | 99.000 | MetLife, Inc..... | ..N..... | |
| 0241 | MetLife..... | 00000.. | 46-2477278.. | | | | MetLife LHH Member, LLC..... | DE..... | NIA..... | Metropolitan Tower Life Insurance Company... | Ownership..... | 1.000 | MetLife, Inc..... | ..N..... | |
| 0241 | MetLife..... | 00000.. | | | | | 1925 WJC Owner, LLC..... | DE..... | NIA..... | Metropolitan Life Insurance Company..... | Ownership..... | 100.000 | MetLife, Inc..... | ..N..... | |
| 0241 | MetLife..... | 00000.. | 26-1762232.. | | | | Boulevard Residential, LLC..... | DE..... | NIA..... | Metropolitan Life Insurance Company..... | Ownership..... | 100.000 | MetLife, Inc..... | ..N..... | |
| 0241 | MetLife..... | 00000.. | | | | | MetLife Ontario Street Member, LLC..... | DE..... | NIA..... | Metropolitan Life Insurance Company..... | Ownership..... | 100.000 | MetLife, Inc..... | ..N..... | |
| 0241 | MetLife..... | 00000.. | 46-4158087.. | | | | MetLife 555 12th Member, LLC..... | DE..... | NIA..... | Metropolitan Life Insurance Company..... | Ownership..... | 94.600 | MetLife, Inc..... | ..N..... | |
| 0241 | MetLife..... | 00000.. | 46-4158087.. | | | | MetLife 555 12th Member, LLC..... | DE..... | NIA..... | Metropolitan Tower Life Insurance Company... | Ownership..... | 5.400 | MetLife, Inc..... | ..N..... | |
| 0241 | MetLife..... | 00000.. | 82-3135079.. | | | | 150 North Riverside PE Member, LLC..... | DE..... | NIA..... | Metropolitan Life Insurance Company..... | Ownership..... | 81.450 | MetLife, Inc..... | ..N..... | |
| 0241 | MetLife..... | 00000.. | 82-3135079.. | | | | 150 North Riverside PE Member, LLC..... | DE..... | NIA..... | Metropolitan Tower Life Insurance Company... | Ownership..... | 18.550 | MetLife, Inc..... | ..N..... | |
| 0241 | MetLife..... | 00000.. | 47-2085444.. | | | | ML-AI MetLife Member 2, LLC..... | DE..... | NIA..... | Metropolitan Life Insurance Company..... | Ownership..... | 98.970 | MetLife, Inc..... | ..N..... | |
| 0241 | MetLife..... | 00000.. | 47-2085444.. | | | | ML-AI MetLife Member 2, LLC..... | DE..... | NIA..... | Metropolitan Tower Life Insurance Company... | Ownership..... | 1.030 | MetLife, Inc..... | ..N..... | |
| 0241 | MetLife..... | 00000.. | | | | | ML-AI MetLife Member 3, LLC..... | DE..... | NIA..... | Metropolitan Life Insurance Company..... | Ownership..... | 100.000 | MetLife, Inc..... | ..N..... | |
| 0241 | MetLife..... | 00000.. | | | | | ML-AI MetLife Member 4, LLC..... | DE..... | NIA..... | Metropolitan Life Insurance Company..... | Ownership..... | 60.000 | MetLife, Inc..... | ..N..... | |
| 0241 | MetLife..... | 00000.. | | | | | ML-AI MetLife Member 4, LLC..... | DE..... | NIA..... | Metropolitan Tower Life Insurance Company... | Ownership..... | 40.000 | MetLife, Inc..... | ..N..... | |
| 0241 | MetLife..... | 00000.. | | | | | White Tract II, LLC..... | DE..... | NIA..... | Metropolitan Life Insurance Company..... | Ownership..... | 100.000 | MetLife, Inc..... | ..N..... | |
| 0241 | MetLife..... | 00000.. | 81-3382498.. | | | | MetLife ConSquare Member, LLC..... | DE..... | NIA..... | Metropolitan Life Insurance Company..... | Ownership..... | 100.000 | MetLife, Inc..... | ..N..... | |
| 0241 | MetLife..... | 00000.. | 13-5581829.. | | | | MetLife Member Solaire, LLC..... | DE..... | NIA..... | Metropolitan Life Insurance Company..... | Ownership..... | 100.000 | MetLife, Inc..... | ..N..... | |
| 0241 | MetLife..... | 00000.. | 81-0770888.. | | | | MetLife Treat Towers Member, LLC..... | DE..... | NIA..... | Metropolitan Life Insurance Company..... | Ownership..... | 100.000 | MetLife, Inc..... | ..N..... | |
| 0241 | MetLife..... | 00000.. | 46-4133357.. | | | | ML Bridgeside Apartments, LLC..... | DE..... | NIA..... | Metropolitan Life Insurance Company..... | Ownership..... | 100.000 | MetLife, Inc..... | ..N..... | |
| 0241 | MetLife..... | 00000.. | 46-4283517.. | | | | MetLife Camino Ramon Member, LLC..... | DE..... | NIA..... | Metropolitan Tower Life Insurance Company... | Ownership..... | 1.000 | MetLife, Inc..... | ..N..... | |
| 0241 | MetLife..... | 00000.. | 46-4283517.. | | | | MetLife Camino Ramon Member, LLC..... | DE..... | NIA..... | Metropolitan Life Insurance Company..... | Ownership..... | 99.000 | MetLife, Inc..... | ..N..... | |
| 0241 | MetLife..... | 00000.. | 46-4255167.. | | | | ML Terraces, LLC..... | DE..... | NIA..... | Metropolitan Life Insurance Company..... | Ownership..... | 100.000 | MetLife, Inc..... | ..N..... | |
| 0241 | MetLife..... | 00000.. | | | | | MetLife CB W/A, LLC..... | DE..... | NIA..... | Metropolitan Life Insurance Company..... | Ownership..... | 100.000 | MetLife, Inc..... | ..N..... | |

Q12.2

Metropolitan Group Property and Casualty Insurance Company

SCHEDULE Y

PART 1A - DETAIL OF INSURANCE HOLDING COMPANY SYSTEM

| 1 | 2 | 3 | 4 | 5 | 6 | 7 | 8 | 9 | 10 | 11 | 12 | 13 | 14 | 15 | 16 |
|------------|--------------|-------------------|--------------|--------------|-----|--|---|----------------------|----------------------------------|---|---|--|--|----------------------------------|----|
| Group Code | Group Name | NAIC Company Code | ID Number | Federal RSSD | CIK | Name of Securities Exchange if Publicly Traded (U.S. or International) | Names of Parent, Subsidiaries or Affiliates | Domiciliary Location | Relationship to Reporting Entity | Directly Controlled by (Name of Entity/Person) | Type of Control (Ownership Board, Management, Attorney-in-Fact, Influence, Other) | If Control is Ownership Provide Percentage | Ultimate Controlling Entity(ies)/Person(s) | Is an SCA Filing Required? (Y/N) | * |
| 0241 | MetLife..... | 00000.. | | | | | MetLife 1007 Stewart, LLC | DE..... | NIA..... | Metropolitan Life Insurance Company..... | Ownership..... | 100.000 | MetLife, Inc..... | ..N..... | |
| 0241 | MetLife..... | 00000.. | | | | | Chestnut Flats Wind, LLC | DE..... | NIA..... | Metropolitan Life Insurance Company..... | Ownership..... | 100.000 | MetLife, Inc..... | ..N..... | |
| 0241 | MetLife..... | 00000.. | 46-4129811.. | | | | MetLife 425 MKT Member, LLC | DE..... | NIA..... | Metropolitan Life Insurance Company..... | Ownership..... | 100.000 | MetLife, Inc..... | ..N..... | |
| 0241 | MetLife..... | 00000.. | 13-5581829.. | | | | Southcreek Industrial Holdings, LLC..... | DE..... | NIA..... | Metropolitan Life Insurance Company..... | Ownership..... | 100.000 | MetLife, Inc..... | ..N..... | |
| 0241 | MetLife..... | 00000.. | 46-4229772.. | | | | MetLife THR Investor, LLC | DE..... | NIA..... | Metropolitan Life Insurance Company..... | Ownership..... | 100.000 | MetLife, Inc..... | ..N..... | |
| 0241 | MetLife..... | 00000.. | 13-5581829.. | | | | MCJV, LLC | DE..... | NIA..... | Metropolitan Life Insurance Company..... | Ownership..... | 100.000 | MetLife, Inc..... | ..N..... | |
| 0241 | MetLife..... | 00000.. | | | | | MetLife OFC Member, LLC..... | DE..... | NIA..... | Metropolitan Life Insurance Company..... | Ownership..... | 100.000 | MetLife, Inc..... | ..N..... | |
| 0241 | MetLife..... | 00000.. | 47-1256270.. | | | | MetLife OBS Member, LLC | DE..... | NIA..... | Metropolitan Life Insurance Company..... | Ownership..... | 100.000 | MetLife, Inc..... | ..N..... | |
| 0241 | MetLife..... | 00000.. | | | | | MetLife FM Hotel Member, LLC..... | DE..... | NIA..... | Metropolitan Life Insurance Company..... | Ownership..... | 100.000 | MetLife, Inc..... | ..N..... | |
| 0241 | MetLife..... | 00000.. | | | | | LHCW Holdings (U.S.) LLC..... | DE..... | NIA..... | MetLife FM Hotel Member, LLC..... | Ownership..... | 100.000 | MetLife, Inc..... | ..N..... | |
| 0241 | MetLife..... | 00000.. | | | | | LHC Holdings (U.S.) LLC..... | DE..... | NIA..... | LHCW Holdings (U.S.) LLC..... | Ownership..... | 100.000 | MetLife, Inc..... | ..N..... | |
| 0241 | MetLife..... | 00000.. | | | | | LHCW Hotel Holding (U.S.) LLC..... | DE..... | NIA..... | LHC Holdings (U.S.) LLC..... | Ownership..... | 100.000 | MetLife, Inc..... | ..N..... | |
| 0241 | MetLife..... | 00000.. | | | | | LHCW Hotel Holding (2002) LLC..... | DE..... | NIA..... | LHCW Hotel Holding (U.S.) LLC..... | Ownership..... | 100.000 | MetLife, Inc..... | ..N..... | |
| 0241 | MetLife..... | 00000.. | | | | | LHCW Hotel Operating Company (2002) LLC.. | DE..... | NIA..... | LHCW Hotel Holding (U.S.) LLC..... | Ownership..... | 100.000 | MetLife, Inc..... | ..N..... | |
| 0241 | MetLife..... | 00000.. | 46-4584166.. | | | | ML Southmore, LLC | DE..... | NIA..... | Metropolitan Life Insurance Company..... | Ownership..... | 99.000 | MetLife, Inc..... | ..N..... | |
| 0241 | MetLife..... | 00000.. | 46-4584166.. | | | | ML Southmore, LLC | DE..... | NIA..... | Metropolitan Tower Life Insurance Company... | Ownership..... | 1.000 | MetLife, Inc..... | ..N..... | |
| 0241 | MetLife..... | 00000.. | | | | | MetLife HCMJV 1 GP, LLC..... | DE..... | NIA..... | Metropolitan Life Insurance Company..... | Ownership..... | 100.000 | MetLife, Inc..... | ..N..... | |
| 0241 | MetLife..... | 00000.. | 46-4196012.. | | | | ML-AI MetLife Member 1, LLC..... | DE..... | NIA..... | Metropolitan Life Insurance Company..... | Ownership..... | 95.199 | MetLife, Inc..... | ..N..... | |
| 0241 | MetLife..... | 00000.. | 46-4196012.. | | | | ML-AI MetLife Member 1, LLC..... | DE..... | NIA..... | Metropolitan Property and Casualty Insurance Company | Ownership..... | 4.801 | MetLife, Inc..... | ..N..... | |
| 0241 | MetLife..... | 00000.. | 13-3759652.. | 3166279 | | | MetLife International Holdings, LLC..... | DE..... | NIA..... | MetLife Global Holding Company II GmbH (Swiss) | Ownership..... | 100.000 | MetLife, Inc..... | ..N..... | |
| 0241 | MetLife..... | 00000.. | 13-3953333.. | 3166372 | | | Natiloportem Holdings, LLC..... | DE..... | NIA..... | MetLife International Holdings, LLC..... | Ownership..... | 100.000 | MetLife, Inc..... | ..N..... | |
| 0241 | MetLife..... | 00000.. | | 3166402 | | | Excelencia Operativa y Tecnologica, S.A. de C.V. (Mexico) | MEX..... | NIA..... | Natiloportem Holdings, LLC..... | Ownership..... | 99.000 | MetLife, Inc..... | ..N..... | |
| 0241 | MetLife..... | 00000.. | | 3166402 | | | Excelencia Operativa y Tecnologica, S.A. de C.V. (Mexico) | MEX..... | NIA..... | MetLife Mexico Servicios, S.A. de C.V..... | Ownership..... | 1.000 | MetLife, Inc..... | ..N..... | |
| 0241 | MetLife..... | 00000.. | | 3373705 | | | MLA Comercial, S.A. de C.V. (Mexico)..... | MEX..... | NIA..... | Excelencia Operativa y Tecnologica, S.A. de C.V. | Ownership..... | 99.000 | MetLife, Inc..... | ..N..... | |
| 0241 | MetLife..... | 00000.. | | 3373705 | | | MLA Comercial, S.A. de C.V. (Mexico)..... | MEX..... | NIA..... | MetLife Mexico Servicios, S.A. de C.V..... | Ownership..... | 1.000 | MetLife, Inc..... | ..N..... | |
| 0241 | MetLife..... | 00000.. | | 3373714 | | | MLA Servicios S.A. de C.V. (Mexico)..... | MEX..... | NIA..... | Excelencia Operativa y Tecnologica, S.A. de C.V. | Ownership..... | 99.000 | MetLife, Inc..... | ..N..... | |
| 0241 | MetLife..... | 00000.. | | 3373714 | | | MLA Servicios S.A. de C.V. (Mexico)..... | MEX..... | NIA..... | MetLife Mexico Servicios, S.A. de C.V..... | Ownership..... | 1.000 | MetLife, Inc..... | ..N..... | |
| 0241 | MetLife..... | 00000.. | | 4240907 | | | MM Global Operations Support Center, S.A. de C.V. | MEX..... | NIA..... | MetLife Global Holding Company II GmbH (Swiss) | Ownership..... | 100.000 | MetLife, Inc..... | ..N..... | |
| 0241 | MetLife..... | 00000.. | | 4240907 | | | MM Global Operations Support Center, S.A. de C.V. | MEX..... | NIA..... | MetLife Global Holding Company I GmbH (Swiss) | Ownership..... | | MetLife, Inc..... | ..N..... | |
| 0241 | MetLife..... | 00000.. | | 4254995 | | | Fundacion MetLife Mexico, A.C..... | MEX..... | NIA..... | MM Global Operations Support Center, S.A. de C.V., S.A. de C.V. | Ownership..... | 100.000 | MetLife, Inc..... | ..N..... | |
| 0241 | MetLife..... | 00000.. | | 3166318 | | | Metropolitan Life Seguros e Previdencia Privada S.A. (Brazil) | BRA..... | IA..... | MetLife International Holdings, LLC..... | Ownership..... | 66.662 | MetLife, Inc..... | ..N..... | |
| 0241 | MetLife..... | 00000.. | | 3166318 | | | Metropolitan Life Seguros e Previdencia Privada S.A. (Brazil) | BRA..... | IA..... | MetLife Worldwide Holdings, LLC..... | Ownership..... | 33.337 | MetLife, Inc..... | ..N..... | |
| 0241 | MetLife..... | 00000.. | | 3166318 | | | Metropolitan Life Seguros e Previdencia Privada S.A. (Brazil) | BRA..... | IA..... | Natiloportem Holdings, LLC..... | Ownership..... | 0.001 | MetLife, Inc..... | ..N..... | |

Q12.3

SCHEDULE Y

PART 1A - DETAIL OF INSURANCE HOLDING COMPANY SYSTEM

| 1 | 2 | 3 | 4 | 5 | 6 | 7 | 8 | 9 | 10 | 11 | 12 | 13 | 14 | 15 | 16 |
|------------|--------------|-------------------|--------------|--------------|-----|--|---|----------------------|----------------------------------|--|---|--|--|----------------------------------|----|
| Group Code | Group Name | NAIC Company Code | ID Number | Federal RSSD | CIK | Name of Securities Exchange if Publicly Traded (U.S. or International) | Names of Parent, Subsidiaries or Affiliates | Domiciliary Location | Relationship to Reporting Entity | Directly Controlled by (Name of Entity/Person) | Type of Control (Ownership Board, Management, Attorney-in-Fact, Influence, Other) | If Control is Ownership Provide Percentage | Ultimate Controlling Entity(ies)/Person(s) | Is an SCA Filing Required? (Y/N) | * |
| 0241 | MetLife..... | 00000... | | 4191616 | | | MetLife Ireland Holdings One Limited..... | IRL..... | NIA..... | MetLife International Holdings, LLC..... | Ownership..... | 100.000 | MetLife, Inc..... | N..... | |
| 0241 | MetLife..... | 00000... | | 4189846 | | | MetLife Global Holdings Corporation S.A. de C.V. (Mexico) | MEX..... | NIA..... | MetLife Ireland Holdings One Limited..... | Ownership..... | 98.900 | MetLife, Inc..... | N..... | |
| 0241 | MetLife..... | 00000... | | 4189846 | | | MetLife Global Holdings Corporation S.A. de C.V. (Mexico) | MEX..... | NIA..... | MetLife International Limited, LLC..... | Ownership..... | 1.100 | MetLife, Inc..... | N..... | |
| 0241 | MetLife..... | 00000... | 13-3047691.. | | | | Metropolitan Global Management, LLC..... | IRL..... | NIA..... | MetLife Global Holdings Corporation S.A. de C.V. | Ownership..... | 99.700 | MetLife, Inc..... | N..... | |
| 0241 | MetLife..... | 00000... | 13-3047691.. | | | | Metropolitan Global Management, LLC..... | IRL..... | NIA..... | MetLife International Holdings, LLC..... | Ownership..... | 0.300 | MetLife, Inc..... | N..... | |
| 0241 | MetLife..... | 00000... | AA-2730030. | 3165740 | | | MetLife Mexico Holding S. de R.L. de C.V..... | MEX..... | IA..... | Metropolitan Global Management, LLC..... | Ownership..... | 100.000 | MetLife, Inc..... | N..... | |
| 0241 | MetLife..... | 00000... | AA-2730030. | 3165740 | | | MetLife Mexico Holding S. de R.L. de C.V..... | MEX..... | IA..... | Excelencia Operativa y Tecnologica, S.A. de C.V. | Ownership..... | | MetLife, Inc..... | N..... | |
| 0241 | MetLife..... | 00000... | AA-2730030. | 3165740 | | | MetLife Mexico S.A..... | MEX..... | IA..... | MetLife Mexico Holdings, S. de R.L. de C.V..... | Ownership..... | 99.050 | MetLife, Inc..... | N..... | |
| 0241 | MetLife..... | 00000... | AA-2730030. | 3165740 | | | MetLife Mexico S.A..... | MEX..... | IA..... | MetLife International Holdings, LLC..... | Ownership..... | 0.950 | MetLife, Inc..... | N..... | |
| 0241 | MetLife..... | 00000... | | 4241061 | | | ML Capacitacion Comercial S.A. de C.V. (Mexico) | MEX..... | NIA..... | MetLife Mexico S.A..... | Ownership..... | 99.000 | MetLife, Inc..... | N..... | |
| 0241 | MetLife..... | 00000... | | 4241061 | | | ML Capacitacion Comercial S.A. de C.V. (Mexico) | MEX..... | NIA..... | MetLife Mexico Servicios, S.A. de C.V..... | Ownership..... | 1.000 | MetLife, Inc..... | N..... | |
| 0241 | MetLife..... | 00000... | | 3165795 | | | MetLife Pensiones Mexico S.A..... | MEX..... | IA..... | MetLife Mexico Holdings, S. de R.L. de C.V..... | Ownership..... | 97.513 | MetLife, Inc..... | N..... | |
| 0241 | MetLife..... | 00000... | | 3165795 | | | MetLife Pensiones Mexico S.A..... | MEX..... | IA..... | MetLife International Holdings, LLC..... | Ownership..... | 2.488 | MetLife, Inc..... | N..... | |
| 0241 | MetLife..... | 00000... | | 3267390 | | | MetLife Mexico Servicios S.A. de C.V..... | MEX..... | NIA..... | MetLife Mexico Holdings, S. de R.L. de C.V..... | Ownership..... | 98.000 | MetLife, Inc..... | N..... | |
| 0241 | MetLife..... | 00000... | | 3267390 | | | MetLife Mexico Servicios S.A. de C.V..... | MEX..... | NIA..... | MetLife International Holdings, LLC..... | Ownership..... | 2.000 | MetLife, Inc..... | N..... | |
| 0241 | MetLife..... | 00000... | AA-5420018. | 3166288 | | | MetLife Insurance Company of Korea, Limited.. | KOR..... | IA..... | MetLife Mexico S.A..... | Ownership..... | 14.640 | MetLife, Inc..... | N..... | |
| 0241 | MetLife..... | 00000... | AA-5420018. | 3166288 | | | MetLife Insurance Company of Korea, Limited.. | KOR..... | IA..... | Metropolitan Global Management, LLC..... | Ownership..... | 85.360 | MetLife, Inc..... | N..... | |
| 0241 | MetLife..... | 00000... | | | | | MetLife Financial Services, Co., Ltd. (South Korea) | KOR..... | NIA..... | MetLife Insurance Company of Korea, Limited | Ownership..... | 100.000 | MetLife, Inc..... | N..... | |
| 0241 | MetLife..... | 00000... | | 4200880 | | | MetLife Ireland Treasury d.a.c..... | IRL..... | NIA..... | MetLife Global Holdings Corporation S.A. de C.V. | Ownership..... | 100.000 | MetLife, Inc..... | N..... | |
| 0241 | MetLife..... | 00000... | AA-1930041. | 1173714 | | | MetLife Insurance Limited (Australia)..... | AUS..... | IA..... | MetLife Ireland Treasury d.a.c..... | Ownership..... | 91.165 | MetLife, Inc..... | N..... | |
| 0241 | MetLife..... | 00000... | AA-1930041. | 1173714 | | | MetLife Insurance Limited (Australia)..... | AUS..... | IA..... | MetLife Global Holdings Corporation S.A. de C.V. | Ownership..... | 8.835 | MetLife, Inc..... | N..... | |
| 0241 | MetLife..... | 00000... | | | | | The Direct Call Center PTY Limited (Australia).. | AUS..... | NIA..... | MetLife Insurance Limited (Australia)..... | Ownership..... | 100.000 | MetLife, Inc..... | N..... | |
| 0241 | MetLife..... | 00000... | | 4239358 | | | MetLife Investments PTY Limited (Australia).... | AUS..... | NIA..... | MetLife Insurance Limited (Australia)..... | Ownership..... | 100.000 | MetLife, Inc..... | N..... | |
| 0241 | MetLife..... | 00000... | | 4239367 | | | MetLife Insurance and Investment Trust (Australia) | AUS..... | NIA..... | MetLife Investments PTY Limited..... | Ownership..... | 100.000 | MetLife, Inc..... | N..... | |
| 0241 | MetLife..... | 00000... | | 1173732 | | | MetLife General Insurance Limited (Australia).. | AUS..... | IA..... | MetLife Ireland Treasury d.a.c..... | Ownership..... | 100.000 | MetLife, Inc..... | N..... | |
| 0241 | MetLife..... | 00000... | | | | | MetLife International Limited, LLC (DE)..... | DE..... | NIA..... | MetLife International Holdings, LLC..... | Ownership..... | 100.000 | MetLife, Inc..... | N..... | |
| 0241 | MetLife..... | 00000... | | | | | AmMetLife Insurance Berhad..... | MYS..... | IA..... | MetLife International Holdings, LLC..... | Ownership..... | 50.000 | MetLife, Inc..... | N..... | |
| 0241 | MetLife..... | 00000... | | | | | MAXIS GBN S.A.S..... | FRA..... | NIA..... | MetLife International Holdings, LLC..... | Ownership..... | 50.000 | MetLife, Inc..... | N..... | |
| 0241 | MetLife..... | 00000... | AA-5480033. | | | | AmMetLife Takaful Berhad..... | MYS..... | IA..... | MetLife International Holdings, LLC..... | Ownership..... | 50.000 | MetLife, Inc..... | N..... | |
| 0241 | MetLife..... | 00000... | | | | | MetLife Asia Limited (Hong Kong)..... | HKG..... | NIA..... | MetLife International Holdings, LLC..... | Ownership..... | 100.000 | MetLife, Inc..... | N..... | |
| 0241 | MetLife..... | 00000... | | 3166309 | | | Metropolitan Life Insurance Company of Hong Kong Limited | HKG..... | IA..... | MetLife International Holdings, LLC..... | Ownership..... | 99.999 | MetLife, Inc..... | N..... | |
| 0241 | MetLife..... | 00000... | | 3166309 | | | Metropolitan Life Insurance Company of Hong Kong Limited | HKG..... | IA..... | Natiloportem Holdings, LLC..... | Ownership..... | 0.001 | MetLife, Inc..... | N..... | |
| 0241 | MetLife..... | 00000... | | 4195913 | | | MetLife Planos Odontologicos Ltda. (Brazil).... | BRA..... | IA..... | MetLife International Holdings, LLC..... | Ownership..... | 99.999 | MetLife, Inc..... | N..... | |

Q12.4

SCHEDULE Y

PART 1A - DETAIL OF INSURANCE HOLDING COMPANY SYSTEM

| 1 | 2 | 3 | 4 | 5 | 6 | 7 | 8 | 9 | 10 | 11 | 12 | 13 | 14 | 15 | 16 |
|------------|--------------|-------------------|--------------|--------------|-----|--|---|----------------------|----------------------------------|---|---|--|--|----------------------------------|----|
| Group Code | Group Name | NAIC Company Code | ID Number | Federal RSSD | CIK | Name of Securities Exchange if Publicly Traded (U.S. or International) | Names of Parent, Subsidiaries or Affiliates | Domiciliary Location | Relationship to Reporting Entity | Directly Controlled by (Name of Entity/Person) | Type of Control (Ownership Board, Management, Attorney-in-Fact, Influence, Other) | If Control is Ownership Provide Percentage | Ultimate Controlling Entity(ies)/Person(s) | Is an SCA Filing Required? (Y/N) | * |
| 0241 | MetLife..... | 00000... | | ..4195913 | | | MetLife Planos Odontologicos Ltda. (Brazil)..... | BRA..... | IA..... | Natiloportem Holdings, LLC..... | Ownership..... |0.001 | MetLife, Inc..... |N..... | |
| 0241 | MetLife..... | 00000... | 20-5894439.. | ..3373639 | | | MetLife Global, Inc..... | DE..... | NIA..... | MetLife, Inc..... | Ownership..... |100.000 | MetLife, Inc..... |N..... | |
| 0241 | MetLife..... | 00000... | | ..4189837 | | | Inversiones MetLife Holdco Dos Limitada (Chile)..... | CHL..... | NIA..... | MetLife International Holdings, LLC..... | Ownership..... |0.001 | MetLife, Inc..... |N..... | |
| 0241 | MetLife..... | 00000... | | ..4189837 | | | Inversiones MetLife Holdco Dos Limitada (Chile)..... | CHL..... | NIA..... | Natiloportem Holdings, LLC..... | Ownership..... | | MetLife, Inc..... |N..... | |
| 0241 | MetLife..... | 00000... | | ..4189837 | | | Inversiones MetLife Holdco Dos Limitada (Chile)..... | CHL..... | NIA..... | MetLife, Inc..... | Ownership..... |99.999 | MetLife, Inc..... |N..... | |
| 0241 | MetLife..... | 00000... | AA-2130012.. | ..1641857 | | | MetLife Seguros S.A. (Argentina)..... | ARG..... | IA..... | MetLife International Holdings, LLC..... | Ownership..... |95.524 | MetLife, Inc..... |N..... | |
| 0241 | MetLife..... | 00000... | AA-2130012.. | ..1641857 | | | MetLife Seguros S.A. (Argentina)..... | ARG..... | IA..... | Natiloportem Holdings, LLC..... | Ownership..... |2.675 | MetLife, Inc..... |N..... | |
| 0241 | MetLife..... | 00000... | AA-2130012.. | ..4251145 | | | MetLife Seguros S.A. (Argentina)..... | ARG..... | IA..... | International Technical and Advisory Services Limited (DE)..... | Ownership..... |1.801 | MetLife, Inc..... |N..... | |
| 0241 | MetLife..... | 00000... | | ..2327738 | | | Compania Inversora MetLife S.A. (Argentina)..... | ARG..... | NIA..... | MetLife International Holdings, LLC..... | Ownership..... |95.460 | MetLife, Inc..... |N..... | |
| 0241 | MetLife..... | 00000... | | ..2327738 | | | Compania Inversora MetLife S.A. (Argentina)..... | ARG..... | NIA..... | Natiloportem Holdings, LLC..... | Ownership..... |4.540 | MetLife, Inc..... |N..... | |
| 0241 | MetLife..... | 00000... | | ..4247296 | | | MetLife Servicios S.A. (Argentina)..... | ARG..... | NIA..... | Compania Inversora MetLife S.A..... | Ownership..... |18.870 | MetLife, Inc..... |N..... | |
| 0241 | MetLife..... | 00000... | | ..4247296 | | | MetLife Servicios S.A. (Argentina)..... | ARG..... | NIA..... | MetLife Seguros S.A..... | Ownership..... |79.880 | MetLife, Inc..... |N..... | |
| 0241 | MetLife..... | 00000... | | ..4247296 | | | MetLife Servicios S.A. (Argentina)..... | ARG..... | NIA..... | Natiloportem Holdings, LLC..... | Ownership..... |0.990 | MetLife, Inc..... |N..... | |
| 0241 | MetLife..... | 00000... | | ..4247296 | | | MetLife Servicios S.A. (Argentina)..... | ARG..... | NIA..... | MetLife Seguros de Retiro S.A..... | Ownership..... |0.260 | MetLife, Inc..... |N..... | |
| 0241 | MetLife..... | 00000... | 06-1597037.. | ..2985727 | | | MetLife Worldwide Holdings, LLC..... | DE..... | NIA..... | MetLife International Holdings, LLC..... | Ownership..... |100.000 | MetLife, Inc..... |N..... | |
| 0241 | MetLife..... | 00000... | AA-5324104.. | ..3144558 | | | MetLife Limited (Hong Kong)..... | HKG..... | IA..... | MetLife Worldwide Holdings, LLC..... | Ownership..... |100.000 | MetLife, Inc..... |N..... | |
| 0241 | MetLife..... | 00000... | | | | | BIDV MetLife Life Insurance Limited Liability Company..... | VNM..... | IA..... | MetLife Limited (Hong Kong)..... | Ownership..... |60.000 | MetLife, Inc..... |N..... | |
| 0241 | MetLife..... | 00000... | | ..2704610 | | | Best Market S.A. (Argentina)..... | ARG..... | NIA..... | MetLife International Holdings, LLC..... | Ownership..... |95.000 | MetLife, Inc..... |N..... | |
| 0241 | MetLife..... | 00000... | | ..2704610 | | | Best Market S.A. (Argentina)..... | ARG..... | NIA..... | Natiloportem Holdings, LLC..... | Ownership..... |5.000 | MetLife, Inc..... |N..... | |
| 0241 | MetLife..... | 00000... | AA-5344102.. | ..3166411 | | | PNB MetLife India Insurance Company Limited..... | IND..... | IA..... | MetLife International Holdings, LLC..... | Ownership..... |32.053 | MetLife, Inc..... |N..... | |
| 0241 | MetLife..... | 00000... | AA-2130046.. | ..1388303 | | | MetLife Seguros de Retiro S.A. (Argentina)..... | ARG..... | IA..... | MetLife International Holdings, LLC..... | Ownership..... |96.890 | MetLife, Inc..... |N..... | |
| 0241 | MetLife..... | 00000... | AA-2130046.. | ..1388303 | | | MetLife Seguros de Retiro S.A. (Argentina)..... | ARG..... | IA..... | Natiloportem Holdings, LLC..... | Ownership..... |3.110 | MetLife, Inc..... |N..... | |
| 0241 | MetLife..... | 00000... | AA-2130046.. | ..4321758 | | | MetLife Seguros de Retiro S.A. (Argentina)..... | ARG..... | IA..... | International Technical and Advisory Services Limited (DE)..... | Ownership..... | | MetLife, Inc..... |N..... | |
| 0241 | MetLife..... | 00000... | | ..3373648 | | | MetLife Administradora de Fondos Multipatrocinaados Ltda. (Brazil)..... | BRA..... | NIA..... | MetLife International Holdings, LLC..... | Ownership..... |100.000 | MetLife, Inc..... |N..... | |
| 0241 | MetLife..... | 00000... | | ..3373648 | | | MetLife Administradora de Fondos Multipatrocinaados Ltda. (Brazil)..... | BRA..... | NIA..... | Natiloportem Holdings, LLC..... | Ownership..... | | MetLife, Inc..... |N..... | |
| 0241 | MetLife..... | 26298... | 13-2725441.. | ..3219728 | | | Metropolitan Property and Casualty Insurance Company..... | RI..... | UDP..... | MetLife, Inc..... | Ownership..... |100.000 | MetLife, Inc..... |N..... | |
| 0241 | MetLife..... | 39950... | 22-2342710.. | | | | Metropolitan General Insurance Company..... | RI..... | IA..... | Metropolitan Property and Casualty Insurance Company..... | Ownership..... |100.000 | MetLife, Inc..... |N..... | |
| 0241 | MetLife..... | 40169... | 05-0393243.. | | | | Metropolitan Casualty Insurance Company..... | RI..... | IA..... | Metropolitan Property and Casualty Insurance Company..... | Ownership..... |100.000 | MetLife, Inc..... |N..... | |
| 0241 | MetLife..... | 25321... | 23-1903575.. | | | | Metropolitan Direct Property and Casualty Insurance Company..... | RI..... | IA..... | Metropolitan Property and Casualty Insurance Company..... | Ownership..... |100.000 | MetLife, Inc..... |N..... | |
| 0241 | MetLife..... | 22926... | 36-1022580.. | | | | Economy Fire & Casualty Company..... | IL..... | IA..... | Metropolitan Property and Casualty Insurance Company..... | Ownership..... |100.000 | MetLife, Inc..... |N..... | |
| 0241 | MetLife..... | 38067... | 36-3027848.. | | | | Economy Preferred Insurance Company..... | IL..... | IA..... | Economy Fire & Casualty Company..... | Ownership..... |100.000 | MetLife, Inc..... |N..... | |
| 0241 | MetLife..... | 40649... | 36-3105737.. | | | | Economy Premier Assurance Company..... | IL..... | IA..... | Economy Fire & Casualty Company..... | Ownership..... |100.000 | MetLife, Inc..... |N..... | |
| 0241 | MetLife..... | 00000... | 95-3003951.. | | | | MetLife Auto & Home Insurance Agency, Inc..... | RI..... | IA..... | Metropolitan Property and Casualty Insurance Company..... | Ownership..... |100.000 | MetLife, Inc..... |Y..... | |

Q12.5

SCHEDULE Y

PART 1A - DETAIL OF INSURANCE HOLDING COMPANY SYSTEM

| 1 | 2 | 3 | 4 | 5 | 6 | 7 | 8 | 9 | 10 | 11 | 12 | 13 | 14 | 15 | 16 |
|------------|------------|-------------------|------------|--------------|-----|--|---|----------------------|----------------------------------|--|---|--|--|----------------------------------|----|
| Group Code | Group Name | NAIC Company Code | ID Number | Federal RSSD | CIK | Name of Securities Exchange if Publicly Traded (U.S. or International) | Names of Parent, Subsidiaries or Affiliates | Domiciliary Location | Relationship to Reporting Entity | Directly Controlled by (Name of Entity/Person) | Type of Control (Ownership Board, Management, Attorney-in-Fact, Influence, Other) | If Control is Ownership Provide Percentage | Ultimate Controlling Entity(ies)/Person(s) | Is an SCA Filing Required? (Y/N) | * |
| 0241 | MetLife | 34339 | 13-2915260 | | | | Metropolitan Group Property and Casualty Insurance Company | RI | RE | Metropolitan Property and Casualty Insurance Company | Ownership | 100.000 | MetLife, Inc. | N | |
| 0241 | MetLife | 00000 | 05-0476998 | | | | Metropolitan Lloyds, Inc. Metropolitan Lloyds Insurance Company of Texas | TX | NIA | Metropolitan Property and Casualty Insurance Company | Ownership | 100.000 | MetLife, Inc. | Y | |
| 0241 | MetLife | 13938 | 75-2483187 | | | | Metropolitan Lloyds, Inc. | TX | IA | Metropolitan Lloyds, Inc. | Attorney-in-fact | | MetLife, Inc. | N | |
| 0241 | MetLife | 00000 | | | | | Sino-US United MetLife Insurance Co. Ltd. | CHN | IA | Metropolitan Life Insurance Company | Ownership | 50.000 | MetLife, Inc. | N | |
| 0241 | MetLife | 00000 | 13-4153151 | | | | MetLife Canadian Property Ventures LLC | NY | NIA | Metropolitan Life Insurance Company | Ownership | 100.000 | MetLife, Inc. | N | |
| 0241 | MetLife | 97136 | 13-3114906 | 3219773 | | | Metropolitan Tower Life Insurance Company | NE | IA | MetLife, Inc. | Ownership | 100.000 | MetLife, Inc. | N | |
| 0241 | MetLife | 00000 | 38-4035918 | | | | MetLife Assignment Company, Inc (DE) | DE | NIA | Metropolitan Tower Life Insurance Company | Ownership | 100.000 | MetLife, Inc. | Y | |
| 0241 | MetLife | 00000 | | | | | EntreCap Real Estate II, LLC | DE | NIA | Metropolitan Tower Life Insurance Company | Ownership | 100.000 | MetLife, Inc. | N | |
| 0241 | MetLife | 00000 | | | | | PREFCO Dix-Huit LLC | CT | NIA | EntreCap Real Estate II, LLC | Ownership | 100.000 | MetLife, Inc. | N | |
| 0241 | MetLife | 00000 | | | | | PREFCO X Holdings LLC | CT | NIA | EntreCap Real Estate II, LLC | Ownership | 100.000 | MetLife, Inc. | N | |
| 0241 | MetLife | 00000 | | | | | PREFCO Ten Limited Partnership | CT | NIA | EntreCap Real Estate II, LLC | Ownership | 99.900 | MetLife, Inc. | N | |
| 0241 | MetLife | 00000 | | | | | PREFCO Ten Limited Partnership | CT | NIA | PREFCO X Holdings LLC | Ownership | 0.100 | MetLife, Inc. | N | |
| 0241 | MetLife | 00000 | | | | | PREFCO Vingt LLC | CT | NIA | EntreCap Real Estate II, LLC | Ownership | 100.000 | MetLife, Inc. | N | |
| 0241 | MetLife | 00000 | | | | | PREFCO Twenty Limited Partnership | CT | NIA | EntreCap Real Estate II, LLC | Ownership | 99.000 | MetLife, Inc. | N | |
| 0241 | MetLife | 00000 | | | | | PREFCO Twenty Limited Partnership | CT | NIA | PREFCO Vingt LLC | Ownership | 1.000 | MetLife, Inc. | N | |
| 0241 | MetLife | 00000 | | | | | Plaza Drive Properties, LLC | DE | NIA | Metropolitan Tower Life Insurance Company | Ownership | 100.000 | MetLife, Inc. | N | |
| 0241 | MetLife | 00000 | | | | | MTL Leasing, LLC | DE | NIA | Metropolitan Tower Life Insurance Company | Ownership | 100.000 | MetLife, Inc. | N | |
| 0241 | MetLife | 00000 | | | | | PREFCO IX Realty LLC | CT | NIA | MTL Leasing, LLC | Ownership | 100.000 | MetLife, Inc. | N | |
| 0241 | MetLife | 00000 | | | | | PREFCO XIV Holdings LLC | CT | NIA | MTL Leasing, LLC | Ownership | 100.000 | MetLife, Inc. | N | |
| 0241 | MetLife | 00000 | | | | | PREFCO Fourteen Limited Partnership | CT | NIA | MTL Leasing, LLC | Ownership | 99.900 | MetLife, Inc. | N | |
| 0241 | MetLife | 00000 | | | | | PREFCO Fourteen Limited Partnership | CT | NIA | PREFCO XIV Holdings LLC | Ownership | 0.100 | MetLife, Inc. | N | |
| 0241 | MetLife | 00000 | | | | | 1320 Venture LLC | DE | NIA | MTL Leasing, LLC | Ownership | 100.000 | MetLife, Inc. | N | |
| 0241 | MetLife | 00000 | 13-3114906 | | | | 1320 GP LLC | DE | NIA | MTL Leasing, LLC | Ownership | 100.000 | MetLife, Inc. | N | |
| 0241 | MetLife | 00000 | 38-3846857 | | | | 1320 Owner LP | DE | NIA | 1320 Venture LLC | Ownership | 99.900 | MetLife, Inc. | N | |
| 0241 | MetLife | 00000 | 38-3846857 | | | | 1320 Owner LP | DE | NIA | 1320 GP LLC | Ownership | 0.100 | MetLife, Inc. | N | |
| 0241 | MetLife | 00000 | | 3077272 | | | MetLife Chile Inversiones Limitada | CHL | NIA | MetLife, Inc. | Ownership | 72.351 | MetLife, Inc. | N | |
| 0241 | MetLife | 00000 | | 3077272 | | | MetLife Chile Inversiones Limitada | CHL | NIA | Inversiones MetLife Holdco Dos Limitada | Ownership | 2.767 | MetLife, Inc. | N | |
| 0241 | MetLife | 00000 | | 3077272 | | | MetLife Chile Inversiones Limitada | CHL | NIA | Natiloportem Holdings, LLC | Ownership | | MetLife, Inc. | N | |
| 0241 | MetLife | 00000 | | 3077272 | | | MetLife Chile Inversiones Limitada | CHL | NIA | American Life Insurance Company | Ownership | 24.882 | MetLife, Inc. | N | |
| 0241 | MetLife | 00000 | 82-2405817 | | | | MetLife Investment Management Holdings, LLC | DE | NIA | MetLife, Inc. | Ownership | 100.000 | MetLife, Inc. | N | |
| 0241 | MetLife | 00000 | 20-8262386 | | | | Logan Circle Partners, L.P. | PA | NIA | MetLife Investment Management Holdings, LLC | Ownership | 100.000 | MetLife, Inc. | N | |
| 0241 | MetLife | 00000 | 20-8262288 | | | | Logan Circle Partners GP, LLC | PA | NIA | MetLife Investment Management Holdings, LLC | Ownership | 100.000 | MetLife, Inc. | N | |
| 0241 | MetLife | 00000 | | | | | MetLife Real Estate Lending LLC | DE | NIA | MetLife Investment Management Holdings, LLC | Ownership | 100.000 | MetLife, Inc. | N | |
| 0241 | MetLife | 00000 | | | | | ML Venture 1 Manager, S. de R.L. de C.V. (Mexico) | MEX | NIA | MetLife Investment Management Holdings, LLC | Ownership | 99.900 | MetLife, Inc. | N | |
| 0241 | MetLife | 00000 | | | | | ML Venture 1 Manager, S. de R.L. de C.V. (Mexico) | MEX | NIA | MetLife Investment Management Holdings (Ireland) Limited | Ownership | 0.100 | MetLife, Inc. | N | |

Q12.6

SCHEDULE Y

PART 1A - DETAIL OF INSURANCE HOLDING COMPANY SYSTEM

| 1 | 2 | 3 | 4 | 5 | 6 | 7 | 8 | 9 | 10 | 11 | 12 | 13 | 14 | 15 | 16 |
|------------|--------------|-------------------|--------------|--------------|--------|--|---|----------------------|----------------------------------|--|---|--|--|----------------------------------|----|
| Group Code | Group Name | NAIC Company Code | ID Number | Federal RSSD | CIK | Name of Securities Exchange if Publicly Traded (U.S. or International) | Names of Parent, Subsidiaries or Affiliates | Domiciliary Location | Relationship to Reporting Entity | Directly Controlled by (Name of Entity/Person) | Type of Control (Ownership Board, Management, Attorney-in-Fact, Influence, Other) | If Control is Ownership Provide Percentage | Ultimate Controlling Entity(ies)/Person(s) | Is an SCA Filing Required? (Y/N) | * |
| 0241 | MetLife..... | 00000... | 38-3853223.. | | | | Logan Circle Partners I LLC | PA..... | NIA..... | Logan Circle Partners, L.P. | Ownership..... | 100.000 | MetLife, Inc..... | ..N..... | |
| 0241 | MetLife..... | 00000... | 26-0333595.. | | | | Logan Circle Partners Investment Management LLC | DE..... | NIA..... | Logan Circle Partners, L.P. | Ownership..... | 100.000 | MetLife, Inc..... | ..N..... | |
| 0241 | MetLife..... | 00000... | AA-2280000.. | 3179774 | | | MetLife Chile Seguros de Vida S.A..... | CHL..... | IA..... | MetLife Chile Inversiones Limitada..... | Ownership..... | 99.997 | MetLife, Inc..... | ..N..... | |
| 0241 | MetLife..... | 00000... | AA-2280000.. | 3179774 | | | MetLife Chile Seguros de Vida S.A..... | CHL..... | IA..... | International Technical and Advisory Services Limited (DE) | Ownership..... | 0.003 | MetLife, Inc..... | ..N..... | |
| 0241 | MetLife..... | 00000... | | | | | Inversiones MetLife Holdco Tres Limitada (Chile) | CHL..... | NIA..... | MetLife Chile Inversiones Limitada..... | Ownership..... | 97.130 | MetLife, Inc..... | ..N..... | |
| 0241 | MetLife..... | 00000... | | | | | Inversiones MetLife Holdco Tres Limitada (Chile) | CHL..... | NIA..... | Inversiones MetLife Holdco Dos Limitada..... | Ownership..... | 2.870 | MetLife, Inc..... | ..N..... | |
| 0241 | MetLife..... | 00000... | | | | | AFP Provida S.A. (Chile) | CHL..... | NIA..... | MetLife Chile Inversiones Limitada..... | Ownership..... | 10.922 | MetLife, Inc..... | ..N..... | |
| 0241 | MetLife..... | 00000... | | | | | AFP Provida S.A. (Chile) | CHL..... | NIA..... | Inversiones MetLife Holdco Tres Limitada..... | Ownership..... | 42.382 | MetLife, Inc..... | ..N..... | |
| 0241 | MetLife..... | 00000... | | | | | AFP Provida S.A. (Chile) | CHL..... | NIA..... | Inversiones MetLife Holdco Dos Limitada..... | Ownership..... | 42.382 | MetLife, Inc..... | ..N..... | |
| 0241 | MetLife..... | 00000... | | 4255282 | | | MetLife Chile Administradora de Mutuos Hipotecarios S.A. | CHL..... | NIA..... | MetLife Chile Seguros de Vida S.A..... | Ownership..... | 99.900 | MetLife, Inc..... | ..N..... | |
| 0241 | MetLife..... | 00000... | | 4255282 | | | MetLife Chile Administradora de Mutuos Hipotecarios S.A. | CHL..... | NIA..... | MetLife Chile Inversiones Limitada..... | Ownership..... | 0.100 | MetLife, Inc..... | ..N..... | |
| 0241 | MetLife..... | 00000... | | | | | Provida Internacional S.A. (Chile) | CHL..... | NIA..... | AFP Provida S.A..... | Ownership..... | 99.990 | MetLife, Inc..... | ..N..... | |
| 0241 | MetLife..... | 00000... | | | | | Provida Internacional S.A. (Chile) | CHL..... | NIA..... | MetLife Chile Inversiones Limitada..... | Ownership..... | 0.010 | MetLife, Inc..... | ..N..... | |
| 0241 | MetLife..... | 00000... | | | | | AFP Genesis Administradora de Fondos y Fidecomisos S.A. (Ecuador) | ECU..... | NIA..... | Provida Internacional S.A. | Ownership..... | 99.900 | MetLife, Inc..... | ..N..... | |
| 0241 | MetLife..... | 00000... | | | | | AFP Genesis Administradora de Fondos y Fidecomisos S.A. (Ecuador) | ECU..... | NIA..... | AFP Provida S.A..... | Ownership..... | 0.100 | MetLife, Inc..... | ..N..... | |
| 0241 | MetLife..... | 00000... | | | | | MetLife Chile Seguros Generales S.A. (Chile) | CHL..... | IA..... | MetLife Chile Inversiones Limitada..... | Ownership..... | 99.980 | MetLife, Inc..... | ..N..... | |
| 0241 | MetLife..... | 00000... | | | | | MetLife Chile Seguros Generales S.A. (Chile) | CHL..... | IA..... | Inversiones MetLife Holdco Dos Limitada..... | Ownership..... | 0.020 | MetLife, Inc..... | ..N..... | |
| 0241 | MetLife..... | 00000... | 52-1528581.. | 3921834 | 727303 | | SafeGuard Health Enterprises, Inc..... | DE..... | NIA..... | MetLife, Inc..... | Ownership..... | 100.000 | MetLife, Inc..... | ..N..... | |
| 0241 | MetLife..... | 14170... | 33-0733552.. | | | | MetLife Health Plans, Inc..... | NJ..... | NIA..... | SafeGuard Health Enterprises, Inc..... | Ownership..... | 100.000 | MetLife, Inc..... | ..N..... | |
| 0241 | MetLife..... | 00000... | 95-2879515.. | | | | SafeGuard Health Plans, Inc. (CA)..... | CA..... | NIA..... | SafeGuard Health Enterprises, Inc..... | Ownership..... | 100.000 | MetLife, Inc..... | ..N..... | |
| 0241 | MetLife..... | 79014... | 33-0515751.. | | | | SafeHealth Life Insurance Company..... | CA..... | NIA..... | SafeGuard Health Enterprises, Inc..... | Ownership..... | 100.000 | MetLife, Inc..... | ..N..... | |
| 0241 | MetLife..... | 52009... | 65-0073323.. | | | | SafeGuard Health Plans, Inc. (FL)..... | FL..... | NIA..... | SafeGuard Health Enterprises, Inc..... | Ownership..... | 100.000 | MetLife, Inc..... | ..N..... | |
| 0241 | MetLife..... | 95051... | 75-2046497.. | | | | SafeGuard Health Plans, Inc. (TX)..... | TX..... | NIA..... | SafeGuard Health Enterprises, Inc..... | Ownership..... | 100.000 | MetLife, Inc..... | ..N..... | |
| 0241 | MetLife..... | 00000... | 98-1099650.. | | | | MetLife Global Benefits, Ltd..... | CYM..... | IA..... | MetLife, Inc..... | Ownership..... | 100.000 | MetLife, Inc..... | ..N..... | |
| 0241 | MetLife..... | 00000... | 36-3665871.. | 3165900 | | | Cova Life Management Company..... | DE..... | NIA..... | MetLife, Inc..... | Ownership..... | 100.000 | MetLife, Inc..... | ..N..... | |
| 0241 | MetLife..... | 00000... | 20-5707084.. | 3817825 | | | MetLife Services and Solutions, LLC..... | DE..... | NIA..... | MetLife Group, Inc..... | Ownership..... | 100.000 | MetLife, Inc..... | ..N..... | |
| 0241 | MetLife..... | 00000... | | 3818523 | | | MetLife Solutions Pte. Ltd..... | SGP..... | NIA..... | MetLife Services and Solutions, LLC..... | Ownership..... | 100.000 | MetLife, Inc..... | ..N..... | |
| 0241 | MetLife..... | 00000... | 98-0613376.. | 3818550 | | | MetLife Global Operations Support Center Private Limited | IND..... | NIA..... | MetLife Solutions Pte. Ltd..... | Ownership..... | 100.000 | MetLife, Inc..... | ..N..... | |
| 0241 | MetLife..... | 00000... | 98-0613376.. | 3818550 | | | MetLife Global Operations Support Center Private Limited | IND..... | NIA..... | Natiloportem Holdings, LLC..... | Ownership..... | | MetLife, Inc..... | ..N..... | |
| 0241 | MetLife..... | 00000... | | 3818541 | | | MetLife Services East Private Limited..... | IND..... | NIA..... | MetLife Solutions Pte. Ltd..... | Ownership..... | 99.990 | MetLife, Inc..... | ..N..... | |
| 0241 | MetLife..... | 00000... | | 3818541 | | | MetLife Services East Private Limited..... | IND..... | NIA..... | Natiloportem Holdings, LLC..... | Ownership..... | 0.010 | MetLife, Inc..... | ..N..... | |
| 0241 | MetLife..... | 00000... | 22-3805708.. | 3302488 | | | Newbury Insurance Company, Limited..... | DE..... | IA..... | MetLife, Inc..... | Ownership..... | 100.000 | MetLife, Inc..... | ..N..... | |
| 0241 | MetLife..... | 00000... | 13-3179826.. | 3219782 | | | MetLife Digital Ventures, Inc..... | DE..... | NIA..... | MetLife, Inc..... | Ownership..... | 100.000 | MetLife, Inc..... | ..N..... | |
| 0241 | MetLife..... | 13626... | 20-5819518.. | 3921870 | | | MetLife Reinsurance Company of Charleston..... | SC..... | IA..... | MetLife, Inc..... | Ownership..... | 100.000 | MetLife, Inc..... | ..N..... | |
| 0241 | MetLife..... | 00000... | 26-6122204.. | 4254959 | | | MetLife Capital Trust IV..... | DE..... | NIA..... | MetLife, Inc..... | Ownership..... | 100.000 | MetLife, Inc..... | ..N..... | |

Q12.7

Metropolitan Group Property and Casualty Insurance Company

SCHEDULE Y

PART 1A - DETAIL OF INSURANCE HOLDING COMPANY SYSTEM

| 1 | 2 | 3 | 4 | 5 | 6 | 7 | 8 | 9 | 10 | 11 | 12 | 13 | 14 | 15 | 16 |
|------------|--------------|-------------------|--------------|--------------|-----|--|---|----------------------|----------------------------------|--|---|--|--|----------------------------------|----|
| Group Code | Group Name | NAIC Company Code | ID Number | Federal RSSD | CIK | Name of Securities Exchange if Publicly Traded (U.S. or International) | Names of Parent, Subsidiaries or Affiliates | Domiciliary Location | Relationship to Reporting Entity | Directly Controlled by (Name of Entity/Person) | Type of Control (Ownership Board, Management, Attorney-in-Fact, Influence, Other) | If Control is Ownership Provide Percentage | Ultimate Controlling Entity(ies)/Person(s) | Is an SCA Filing Required? (Y/N) | * |
| 0241 | MetLife..... | 00000.. | 27-0858844.. | 4278786 | | | MetLife Home Loans LLC..... | DE..... | NIA..... | MetLife, Inc..... | Ownership..... | 100.000 | MetLife, Inc..... | ..N..... | |
| 0241 | MetLife..... | 00000.. | 75-2417735.. | 2602211 | | | Federal Flood Certification LLC..... | TX..... | NIA..... | MetLife, Inc..... | Ownership..... | 100.000 | MetLife, Inc..... | ..N..... | |
| 0241 | MetLife..... | 00000.. | 55-0790010.. | 3165807 | | | MetLife Group, Inc..... | NY..... | NIA..... | MetLife, Inc..... | Ownership..... | 100.000 | MetLife, Inc..... | ..N..... | |
| 0241 | MetLife..... | 00000.. | 13-4075851.. | 3576355 | | | MetLife Investment Advisors, LLC..... | DE..... | NIA..... | MetLife, Inc..... | Ownership..... | 100.000 | MetLife, Inc..... | ..N..... | |
| 0241 | MetLife..... | 00000.. | | | | | MLIA SBAF Manager, LLC (DE)..... | DE..... | NIA..... | MetLife Investment Advisors, LLC..... | Ownership..... | 100.000 | MetLife, Inc..... | ..N..... | |
| 0241 | MetLife..... | 00000.. | 82-2405817.. | | | | MLIA SBAF Colony Manager, LLC (DE)..... | DE..... | NIA..... | MetLife Investment Advisors, LLC..... | Ownership..... | 100.000 | MetLife, Inc..... | ..N..... | |
| 0241 | MetLife..... | 00000.. | | | | | MetLife Middle Market Private Debt GP, LLC (DE)..... | DE..... | NIA..... | MetLife Investment Advisors, LLC..... | Ownership..... | 100.000 | MetLife, Inc..... | ..N..... | |
| 0241 | MetLife..... | 00000.. | | | | | MetLife Middle Market Private Debt Fund, LP (DE)..... | DE..... | NIA..... | MetLife Private Equity Holdings, LLC..... | Ownership..... | 31.150 | MetLife, Inc..... | ..N..... | |
| 0241 | MetLife..... | 00001.. | | | | | MetLife Middle Market Private Debt Fund, LP (DE)..... | DE..... | NIA..... | Metropolitan Life Insurance Company..... | Ownership..... | 31.150 | MetLife, Inc..... | ..N..... | |
| 0241 | MetLife..... | 00002.. | | | | | MetLife Middle Market Private Debt Fund, LP (DE)..... | DE..... | NIA..... | MetLife Middle Market Private Debt GP, LLC (DE)..... | Ownership..... | 0.350 | MetLife, Inc..... | ..N..... | |
| 0241 | MetLife..... | 00000.. | | | | | MetLife Middle Market Private Debt Parallel GP, LLC (DE)..... | DE..... | NIA..... | MetLife Investment Advisors, LLC..... | Ownership..... | 100.000 | MetLife, Inc..... | ..N..... | |
| 0241 | MetLife..... | 00000.. | | | | | MetLife Middle Market Private Debt Parallel Fund, LP(DE)..... | DE..... | NIA..... | MetLife Insurance K.K. (Japan)..... | Ownership..... | 100.000 | MetLife, Inc..... | ..N..... | |
| 0241 | MetLife..... | 00000.. | | | | | MLIA Manager I, LLC (DE)..... | DE..... | NIA..... | MetLife Investment Advisors, LLC..... | Ownership..... | 100.000 | MetLife, Inc..... | ..N..... | |
| 0241 | MetLife..... | 00000.. | | | | | ML Bellevue Manager, LLC..... | DE..... | NIA..... | MetLife Investment Advisors, LLC..... | Ownership..... | 100.000 | MetLife, Inc..... | ..N..... | |
| 0241 | MetLife..... | 00000.. | 13-4075851.. | | | | ML-URS Port Chester SC Manager, LLC..... | DE..... | NIA..... | MetLife Investment Advisors, LLC..... | Ownership..... | 100.000 | MetLife, Inc..... | ..N..... | |
| 0241 | MetLife..... | 00000.. | 20-4607161.. | | | | MetLife European Holdings, LLC..... | DE..... | NIA..... | MetLife, Inc..... | Ownership..... | 100.000 | MetLife, Inc..... | ..N..... | |
| 0241 | MetLife..... | 00000.. | | | | | MetLife Core Property Fund GP, LLC..... | DE..... | NIA..... | MetLife Investment Advisors, LLC..... | Ownership..... | 100.000 | MetLife, Inc..... | ..N..... | |
| 0241 | MetLife..... | 00000.. | 80-0946518.. | | | | MetLife Core Property Fund, LP..... | DE..... | NIA..... | Metropolitan Life Insurance Company..... | Ownership..... | 15.600 | MetLife, Inc..... | ..N..... | |
| 0241 | MetLife..... | 00000.. | 80-0946518.. | | | | MetLife Core Property Fund, LP..... | DE..... | NIA..... | Metropolitan Life Insurance Company (on behalf of Sep Acct 746)..... | Ownership..... | 2.520 | MetLife, Inc..... | ..N..... | |
| 0241 | MetLife..... | 00000.. | 80-0946518.. | | | | MetLife Core Property Fund, LP..... | DE..... | NIA..... | MetLife Insurance Company of Korea, Limited..... | Ownership..... | 2.040 | MetLife, Inc..... | ..N..... | |
| 0241 | MetLife..... | 00000.. | 80-0946518.. | | | | MetLife Core Property Fund, LP..... | DE..... | NIA..... | Metropolitan Tower Life Insurance Company... .. | Ownership..... | 0.050 | MetLife, Inc..... | ..N..... | |
| 0241 | MetLife..... | 00000.. | 80-0946518.. | | | | MetLife Core Property Fund, LP..... | DE..... | NIA..... | MetLife Insurance K.K. (Japan)..... | Ownership..... | 6.940 | MetLife, Inc..... | ..N..... | |
| 0241 | MetLife..... | 00000.. | 80-0946518.. | | | | MetLife Core Property Fund, LP..... | DE..... | NIA..... | Metropolitan Property and Casualty Insurance Company..... | Ownership..... | 1.760 | MetLife, Inc..... | ..N..... | |
| 0241 | MetLife..... | 00000.. | 80-0947139.. | | | | MetLife Core Property REIT, LLC..... | DE..... | NIA..... | MetLife Core Property Fund, LP..... | Ownership..... | 100.000 | MetLife, Inc..... | ..N..... | |
| 0241 | MetLife..... | 00000.. | 46-3934926.. | | | | MetLife Core Property Holdings, LLC..... | DE..... | NIA..... | MetLife Core Property REIT, LLC..... | Ownership..... | 100.000 | MetLife, Inc..... | ..N..... | |
| 0241 | MetLife..... | 00000.. | | | | | MCP Property Management LLC (DE)..... | DE..... | NIA..... | MetLife Core Property Holdings, LLC..... | Ownership..... | 100.000 | MetLife, Inc..... | ..N..... | |
| 0241 | MetLife..... | 00000.. | | | | | MCP Core Property TRS, LLC (DE)..... | DE..... | NIA..... | MetLife Core Property Holdings, LLC..... | Ownership..... | 100.000 | MetLife, Inc..... | ..N..... | |
| 0241 | MetLife..... | 00000.. | 13-4075851.. | | | | MetLife Commercial Mortgage Income Fund GP, LLC..... | DE..... | NIA..... | MetLife Investment Advisors, LLC..... | Ownership..... | 100.000 | MetLife, Inc..... | ..N..... | |
| 0241 | MetLife..... | 00000.. | 47-2630137.. | | | | MetLife Commercial Mortgage Income Fund LP..... | DE..... | NIA..... | Metropolitan Life Insurance Company..... | Ownership..... | 26.600 | MetLife, Inc..... | ..N..... | |
| 0241 | MetLife..... | 00000.. | 47-2630137.. | | | | MetLife Commercial Mortgage Income Fund LP..... | DE..... | NIA..... | MetLife Insurance Company of Korea, Limited..... | Ownership..... | 2.100 | MetLife, Inc..... | ..N..... | |
| 0241 | MetLife..... | 00000.. | 47-2630137.. | | | | MetLife Commercial Mortgage Income Fund LP..... | DE..... | NIA..... | MetLife Limited..... | Ownership..... | 2.700 | MetLife, Inc..... | ..N..... | |
| 0241 | MetLife..... | 00000.. | 47-2630137.. | | | | MetLife Commercial Mortgage Income Fund LP..... | DE..... | NIA..... | Metropolitan Life Insurance Company of Hong Kong Limited..... | Ownership..... | 0.030 | MetLife, Inc..... | ..N..... | |
| 0241 | MetLife..... | 00000.. | 47-2630137.. | | | | MetLife Commercial Mortgage Income Fund LP..... | DE..... | NIA..... | Metropolitan Tower Life Insurance Company... .. | Ownership..... | 2.700 | MetLife, Inc..... | ..N..... | |

Q12.8

Metropolitan Group Property and Casualty Insurance Company

SCHEDULE Y

PART 1A - DETAIL OF INSURANCE HOLDING COMPANY SYSTEM

| 1 | 2 | 3 | 4 | 5 | 6 | 7 | 8 | 9 | 10 | 11 | 12 | 13 | 14 | 15 | 16 |
|------------|--------------|-------------------|--------------|--------------|-----|--|--|----------------------|----------------------------------|--|---|--|--|----------------------------------|----|
| Group Code | Group Name | NAIC Company Code | ID Number | Federal RSSD | CIK | Name of Securities Exchange if Publicly Traded (U.S. or International) | Names of Parent, Subsidiaries or Affiliates | Domiciliary Location | Relationship to Reporting Entity | Directly Controlled by (Name of Entity/Person) | Type of Control (Ownership Board, Management, Attorney-in-Fact, Influence, Other) | If Control is Ownership Provide Percentage | Ultimate Controlling Entity(ies)/Person(s) | Is an SCA Filing Required? (Y/N) | * |
| 0241 | MetLife..... | 00000.. | 47-2688528.. | | | | MetLife Commercial Mortgage REIT, LLC..... | DE..... | NIA..... | MetLife Commercial Mortgage Income Fund, LP | Ownership..... | 100.000 | MetLife, Inc..... | ..N..... | |
| 0241 | MetLife..... | 00000.. | 47-2703778.. | | | | MetLife Commercial Mortgage Originator, LLC..... | DE..... | NIA..... | MetLife Commercial Mortgage REIT, LLC..... | Ownership..... | 100.000 | MetLife, Inc..... | ..N..... | |
| 0241 | MetLife..... | 00000.. | 47-5495603.. | | | | MCMIF Holdco I, LLC..... | DE..... | NIA..... | MetLife Commercial Mortgage Originator, LLC | Ownership..... | 100.000 | MetLife, Inc..... | ..N..... | |
| 0241 | MetLife..... | 00000.. | | | | | MCMIF Holdco II, LLC..... | DE..... | NIA..... | MetLife Commercial Mortgage Originator, LLC | Ownership..... | 100.000 | MetLife, Inc..... | ..N..... | |
| 0241 | MetLife..... | 00000.. | | | | | MetLife International PE Fund I, LP..... | CYM..... | NIA..... | MetLife Insurance K.K. (Japan)..... | Ownership..... | 92.593 | MetLife, Inc..... | ..N..... | |
| 0241 | MetLife..... | 00000.. | | | | | MetLife International PE Fund I, LP..... | CYM..... | NIA..... | Metropolitan Life Insurance Company of Hong Kong Limited | Ownership..... | 0.576 | MetLife, Inc..... | ..N..... | |
| 0241 | MetLife..... | 00000.. | | | | | MetLife International PE Fund I, LP..... | CYM..... | NIA..... | MetLife Limited (Hong Kong)..... | Ownership..... | 2.716 | MetLife, Inc..... | ..N..... | |
| 0241 | MetLife..... | 00000.. | | | | | MetLife International PE Fund I, LP..... | CYM..... | NIA..... | MetLife Mexico S.A..... | Ownership..... | 4.115 | MetLife, Inc..... | ..N..... | |
| 0241 | MetLife..... | 00000.. | | | | | MetLife Alternatives GP, LLC..... | DE..... | NIA..... | MetLife Investment Advisors, LLC..... | Ownership..... | 100.000 | MetLife, Inc..... | ..N..... | |
| 0241 | MetLife..... | 00000.. | 98-1150291.. | | | | MetLife International HF Partners, LP..... | CYM..... | NIA..... | MetLife Insurance K.K. (Japan)..... | Ownership..... | 88.220 | MetLife, Inc..... | ..N..... | |
| 0241 | MetLife..... | 00000.. | 98-1150291.. | | | | MetLife International HF Partners, LP..... | CYM..... | NIA..... | MetLife Insurance Company of Korea, Limited | Ownership..... | 9.470 | MetLife, Inc..... | ..N..... | |
| 0241 | MetLife..... | 00000.. | 98-1150291.. | | | | MetLife International HF Partners, LP..... | CYM..... | NIA..... | MetLife Limited (Hong Kong)..... | Ownership..... | 2.290 | MetLife, Inc..... | ..N..... | |
| 0241 | MetLife..... | 00000.. | 98-1150291.. | | | | MetLife International HF Partners, LP..... | CYM..... | NIA..... | MetLife Alternatives GP, LLC..... | Ownership..... | 0.020 | MetLife, Inc..... | ..N..... | |
| 0241 | MetLife..... | 00000.. | 98-1162663.. | | | | MetLife International PE Fund II, LP..... | CYM..... | NIA..... | MetLife Insurance K.K. (Japan)..... | Ownership..... | 94.540 | MetLife, Inc..... | ..N..... | |
| 0241 | MetLife..... | 00000.. | 98-1162663.. | | | | MetLife International PE Fund II, LP..... | CYM..... | NIA..... | MetLife Limited (Hong Kong)..... | Ownership..... | 2.770 | MetLife, Inc..... | ..N..... | |
| 0241 | MetLife..... | 00000.. | 98-1162663.. | | | | MetLife International PE Fund II, LP..... | CYM..... | NIA..... | MetLife Mexico S.A..... | Ownership..... | 2.100 | MetLife, Inc..... | ..N..... | |
| 0241 | MetLife..... | 00000.. | 98-1162663.. | | | | MetLife International PE Fund II, LP..... | CYM..... | NIA..... | Metropolitan Life Insurance Company of Hong Kong Limited | Ownership..... | 0.590 | MetLife, Inc..... | ..N..... | |
| 0241 | MetLife..... | 00000.. | 98-1226825.. | | | | MetLife International PE Fund III, LP..... | CYM..... | NIA..... | MetLife Insurance K.K. (Japan)..... | Ownership..... | 88.930 | MetLife, Inc..... | ..N..... | |
| 0241 | MetLife..... | 00000.. | 98-1226825.. | | | | MetLife International PE Fund III, LP..... | CYM..... | NIA..... | MetLife Insurance Company of Korea, Limited | Ownership..... | 7.910 | MetLife, Inc..... | ..N..... | |
| 0241 | MetLife..... | 00000.. | 98-1226825.. | | | | MetLife International PE Fund III, LP..... | CYM..... | NIA..... | Metropolitan Life Insurance Company of Hong Kong Limited | Ownership..... | 0.550 | MetLife, Inc..... | ..N..... | |
| 0241 | MetLife..... | 00000.. | 98-1226825.. | | | | MetLife International PE Fund III, LP..... | CYM..... | NIA..... | MetLife Limited (Hong Kong)..... | Ownership..... | 2.610 | MetLife, Inc..... | ..N..... | |
| 0241 | MetLife..... | 00000.. | 98-1277596.. | | | | MetLife International PE Fund IV, LP..... | CYM..... | NIA..... | MetLife Insurance K.K. (Japan)..... | Ownership..... | 94.700 | MetLife, Inc..... | ..N..... | |
| 0241 | MetLife..... | 00000.. | 98-1277596.. | | | | MetLife International PE Fund IV, LP..... | CYM..... | NIA..... | MetLife Insurance Company of Korea, Limited | Ownership..... | 3.790 | MetLife, Inc..... | ..N..... | |
| 0241 | MetLife..... | 00000.. | 98-1277596.. | | | | MetLife International PE Fund IV, LP..... | CYM..... | NIA..... | MetLife Limited (Hong Kong)..... | Ownership..... | 1.510 | MetLife, Inc..... | ..N..... | |
| 0241 | MetLife..... | 00000.. | | | | | MetLife International PE Fund V, LP..... | CYM..... | NIA..... | MetLife Insurance K.K. (Japan)..... | Ownership..... | 81.699 | MetLife, Inc..... | ..N..... | |
| 0241 | MetLife..... | 00000.. | | | | | MetLife International PE Fund V, LP..... | CYM..... | NIA..... | MetLife Insurance Company of Korea, Limited | Ownership..... | 3.268 | MetLife, Inc..... | ..N..... | |
| 0241 | MetLife..... | 00000.. | | | | | MetLife International PE Fund V, LP..... | CYM..... | NIA..... | MetLife Limited (Hong Kong)..... | Ownership..... | 15.033 | MetLife, Inc..... | ..N..... | |
| 0241 | MetLife..... | 00000.. | | | | | MetLife International PE Fund VI, LP..... | CYM..... | NIA..... | MetLife Insurance K.K. (Japan)..... | Ownership..... | 76.323 | MetLife, Inc..... | ..N..... | |
| 0241 | MetLife..... | 00000.. | | | | | MetLife International PE Fund VI, LP..... | CYM..... | NIA..... | MetLife Insurance Company of Korea, Limited | Ownership..... | 3.469 | MetLife, Inc..... | ..N..... | |
| 0241 | MetLife..... | 00000.. | | | | | MetLife International PE Fund VI, LP..... | CYM..... | NIA..... | MetLife Limited (Hong Kong)..... | Ownership..... | 20.208 | MetLife, Inc..... | ..N..... | |
| 0241 | MetLife..... | 00000.. | | | | | MetLife Loan Asset Management, LLC..... | DE..... | NIA..... | MetLife Investment Advisors, LLC..... | Ownership..... | 100.000 | MetLife, Inc..... | ..N..... | |
| 0241 | MetLife..... | 00000.. | 46-4140926.. | | | | MIM Property Management, LLC..... | DE..... | NIA..... | MetLife Investment Advisors, LLC..... | Ownership..... | 100.000 | MetLife, Inc..... | ..N..... | |
| 0241 | MetLife..... | 00000.. | | | | | MIM Property Management of Georgia 1, LLC..... | DE..... | NIA..... | MIM Property Management, LLC..... | Ownership..... | 100.000 | MetLife, Inc..... | ..N..... | |
| 0241 | MetLife..... | 13092.. | 26-1511401.. | 4300892 | | | MetLife Reinsurance Company of Vermont..... | VT..... | IA..... | MetLife, Inc..... | Ownership..... | 100.000 | MetLife, Inc..... | ..N..... | |
| 0241 | MetLife..... | 62634.. | 51-0104167.. | 4255107 | | | Delaware American Life Insurance Company..... | DE..... | IA..... | MetLife, Inc..... | Ownership..... | 100.000 | MetLife, Inc..... | ..N..... | |
| 0241 | MetLife..... | 00000.. | 27-1206753.. | | | | MetLife Consumer Services, Inc..... | DE..... | NIA..... | MetLife, Inc..... | Ownership..... | 100.000 | MetLife, Inc..... | ..N..... | |
| 0241 | MetLife..... | 00000.. | 81-2253384.. | | | | MetLife Insurance Brokerage, Inc..... | NY..... | NIA..... | MetLife, Inc..... | Ownership..... | 100.000 | MetLife, Inc..... | ..N..... | |
| 0241 | MetLife..... | 60690.. | 98-0000065.. | 4247326 | | | American Life Insurance Company..... | DE..... | IA..... | MetLife, Inc..... | Ownership..... | 100.000 | MetLife, Inc..... | ..N..... | |
| 0241 | MetLife..... | 00000.. | AA-1580066.. | | | | MetLife Insurance K.K. (Japan)..... | JPN..... | IA..... | American Life Insurance Company..... | Ownership..... | 100.000 | MetLife, Inc..... | ..N..... | |
| 0241 | MetLife..... | 00000.. | | 4255330 | | | Communication One Kabushiki Kaisha (Japan)..... | JPN..... | NIA..... | MetLife Insurance K.K. (Japan)..... | Ownership..... | 100.000 | MetLife, Inc..... | ..N..... | |

Q12.9

SCHEDULE Y

PART 1A - DETAIL OF INSURANCE HOLDING COMPANY SYSTEM

| 1 | 2 | 3 | 4 | 5 | 6 | 7 | 8 | 9 | 10 | 11 | 12 | 13 | 14 | 15 | 16 |
|------------|--------------|-------------------|------------|--------------|-----|--|---|----------------------|----------------------------------|--|---|--|--|----------------------------------|----|
| Group Code | Group Name | NAIC Company Code | ID Number | Federal RSSD | CIK | Name of Securities Exchange if Publicly Traded (U.S. or International) | Names of Parent, Subsidiaries or Affiliates | Domiciliary Location | Relationship to Reporting Entity | Directly Controlled by (Name of Entity/Person) | Type of Control (Ownership Board, Management, Attorney-in-Fact, Influence, Other) | If Control is Ownership Provide Percentage | Ultimate Controlling Entity(ies)/Person(s) | Is an SCA Filing Required? (Y/N) | * |
| 0241 | MetLife..... | 00000... | | | | | Fortissimo Co., Ltd..... | JPN..... | IA..... | MetLife Insurance K.K. (Japan)..... | Ownership..... | 100.000 | MetLife, Inc..... | N..... | |
| 0241 | MetLife..... | 00000... | | 4250018 | | | MetLife Life Insurance Company (Egypt)..... | EGY..... | IA..... | MetLife Global Holding Company I GmbH (Swiss) | Ownership..... | 84.125 | MetLife, Inc..... | N..... | |
| 0241 | MetLife..... | 00000... | AA-1860015 | | | | MetLife Emeklilik ve Hayat A.S. (Turkey)..... | TUR..... | IA..... | MetLife Global Holding Company II GmbH (Swiss) | Ownership..... | 99.980 | MetLife, Inc..... | N..... | |
| 0241 | MetLife..... | 00000... | | | | | MetLife Life Insurance S.A. (Greece)..... | GRC..... | IA..... | MetLife EU Holding Company Limited (Ireland) | Ownership..... | 100.000 | MetLife, Inc..... | N..... | |
| 0241 | MetLife..... | 00000... | | 4255349 | | | MetLife Mutual Fund Company (Greece)..... | GRC..... | NIA..... | MetLife Life Insurance Company S.A..... | Ownership..... | 90.000 | MetLife, Inc..... | N..... | |
| 0241 | MetLife..... | 00000... | | 4304032 | | | International Investment Holding Company Limited (Russia) | RUS..... | NIA..... | American Life Insurance Company | Ownership..... | 100.000 | MetLife, Inc..... | N..... | |
| 0241 | MetLife..... | 00000... | | | | | MetLife American International Group and Arab National Bank Cooperative Insurance Company | SAU..... | IA..... | American Life Insurance Company | Ownership..... | 30.000 | MetLife, Inc..... | N..... | |
| 0241 | MetLife..... | 00000... | | 4250072 | | | PJSC MetLife (Ukraine)..... | UKR..... | IA..... | MetLife Global Holding Company II GmbH (Swiss) | Ownership..... | 99.999 | MetLife, Inc..... | N..... | |
| 0241 | MetLife..... | 00000... | | 4250072 | | | PJSC MetLife (Ukraine)..... | UKR..... | IA..... | International Technical and Advisory Services Limited (DE) | Ownership..... | 0.001 | MetLife, Inc..... | N..... | |
| 0241 | MetLife..... | 00000... | | 4250072 | | | PJSC MetLife (Ukraine)..... | UKR..... | IA..... | Borderland Investments Limited (DE)..... | Ownership..... | 0.001 | MetLife, Inc..... | N..... | |
| 0241 | MetLife..... | 00000... | | | | | MetLife Innovation Centre Limited..... | IRL..... | NIA..... | MetLife Global Holding Company II GmbH (Swiss) | Ownership..... | 99.999 | MetLife, Inc..... | N..... | |
| 0241 | MetLife..... | 00000... | 51-0205283 | | | | International Technical and Advisory Services Limited | DE..... | NIA..... | American Life Insurance Company | Ownership..... | 100.000 | MetLife, Inc..... | Y..... | |
| 0241 | MetLife..... | 00000... | 02-0649743 | | | | Borderland Investments Limited (USA-Delaware) | DE..... | NIA..... | American Life Insurance Company | Ownership..... | 100.000 | MetLife, Inc..... | Y..... | |
| 0241 | MetLife..... | 00000... | | | | | ALICO Hellas Single Member Limited Liability Company (Greece) | GRC..... | NIA..... | Borderland Investments Limited (DE)..... | Ownership..... | 100.000 | MetLife, Inc..... | N..... | |
| 0241 | MetLife..... | 00000... | | | | | MetLife Asset Management Corp. (Japan)..... | JPN..... | NIA..... | ALICO Operations, LLC (DE)..... | Ownership..... | 100.000 | MetLife, Inc..... | N..... | |
| 0241 | MetLife..... | 00000... | | 4249311 | | | MetLife Mas, S.A. de C.V (Mexico)..... | MEX..... | IA..... | MetLife International Holdings, LLC..... | Ownership..... | 100.000 | MetLife, Inc..... | N..... | |
| 0241 | MetLife..... | 00000... | | 4249311 | | | MetLife Mas, S.A. de C.V (Mexico)..... | MEX..... | IA..... | International Technical and Advisory Services Limited (DE) | Ownership..... | | MetLife, Inc..... | N..... | |
| 0241 | MetLife..... | 00000... | | 4251293 | | | MetLife Seguros S.A. (Uruguay)..... | URY..... | IA..... | ALICO Operations, LLC (DE)..... | Ownership..... | 100.000 | MetLife, Inc..... | N..... | |
| 0241 | MetLife..... | 00000... | | | | | MetLife Colombia Seguros de Vida S.A. (Columbia) | COL..... | IA..... | MetLife Global Holding Company II GmbH (Swiss) | Ownership..... | 90.000 | MetLife, Inc..... | N..... | |
| 0241 | MetLife..... | 00000... | | | | | MetLife Colombia Seguros de Vida S.A. (Columbia) | COL..... | IA..... | MetLife Global Holding Company I GmbH (Swiss) | Ownership..... | 10.000 | MetLife, Inc..... | N..... | |
| 0241 | MetLife..... | 00000... | | | | | MetLife Colombia Seguros de Vida S.A. (Columbia) | COL..... | IA..... | International Technical and Advisory Services Limited (DE) | Ownership..... | | MetLife, Inc..... | N..... | |
| 0241 | MetLife..... | 00000... | | | | | MetLife Colombia Seguros de Vida S.A. (Columbia) | COL..... | IA..... | Borderland Investments Limited (DE)..... | Ownership..... | | MetLife, Inc..... | N..... | |
| 0241 | MetLife..... | 00000... | | | | | MetLife Colombia Seguros de Vida S.A. (Columbia) | COL..... | IA..... | Natloportem Holdings, LLC..... | Ownership..... | | MetLife, Inc..... | N..... | |
| 0241 | MetLife..... | 00000... | | 4254445 | | | MetLife Latin America Asesorias e Inversiones Limitada (Chile) | CHL..... | NIA..... | MetLife Investment Management Holdings (Ireland) Limited | Ownership..... | 99.990 | MetLife, Inc..... | N..... | |
| 0241 | MetLife..... | 00000... | | 4254445 | | | MetLife Latin America Asesorias e Inversiones Limitada (Chile) | CHL..... | NIA..... | MetLife Global Holding Company II GmbH (Swiss) | Ownership..... | 0.010 | MetLife, Inc..... | N..... | |
| 0241 | MetLife..... | 00000... | | 4275534 | | | MetLife Investments Asia Limited (Hong Kong). | HKG..... | NIA..... | MetLife Investment Management Holdings (Ireland) Limited | Ownership..... | 100.000 | MetLife, Inc..... | N..... | |

Q12.10

SCHEDULE Y

PART 1A - DETAIL OF INSURANCE HOLDING COMPANY SYSTEM

| 1 | 2 | 3 | 4 | 5 | 6 | 7 | 8 | 9 | 10 | 11 | 12 | 13 | 14 | 15 | 16 |
|------------|--------------|-------------------|--------------|--------------|-----|--|---|----------------------|----------------------------------|---|---|--|--|----------------------------------|----|
| Group Code | Group Name | NAIC Company Code | ID Number | Federal RSSD | CIK | Name of Securities Exchange if Publicly Traded (U.S. or International) | Names of Parent, Subsidiaries or Affiliates | Domiciliary Location | Relationship to Reporting Entity | Directly Controlled by (Name of Entity/Person) | Type of Control (Ownership Board, Management, Attorney-in-Fact, Influence, Other) | If Control is Ownership Provide Percentage | Ultimate Controlling Entity(ies)/Person(s) | Is an SCA Filing Required? (Y/N) | * |
| 0241 | MetLife..... | 00000.. | | 4254427 | | | MetLife Investments Limited (UK)..... | GBR..... | NIA..... | MetLife Investment Management Holdings (Ireland) Limited | Ownership..... | 100.000 | MetLife, Inc..... | ..N..... | |
| 0241 | MetLife..... | 00000.. | | | | | MetLife Global Infrastructure LUX GP, S.a.r.l. (Luxembourg) | LUX..... | NIA..... | MetLife Investment Management Holdings (Ireland) Limited | Ownership..... | 100.000 | MetLife, Inc..... | ..N..... | |
| 0241 | MetLife..... | 00000.. | 13-3912049.. | | | | ALICO Properties, Inc. (USA-Delaware)..... | DE..... | NIA..... | American Life Insurance Company | Ownership..... | 51.000 | MetLife, Inc..... | ..Y..... | |
| 0241 | MetLife..... | 00000.. | 13-3919049.. | | | | Global Properties, Inc. (USA-Delaware)..... | DE..... | NIA..... | ALICO Properties, Inc..... | Ownership..... | 100.000 | MetLife, Inc..... | ..N..... | |
| 0241 | MetLife..... | 00000.. | | | | | MetLife Global Holding Company I GmbH (Swiss) | CHE..... | NIA..... | American Life Insurance Company..... | Ownership..... | 100.000 | MetLife, Inc..... | ..N..... | |
| 0241 | MetLife..... | 00000.. | | | | | MetLife Global Holding Company II GmbH (Swiss) | CHE..... | NIA..... | MetLife Global Holding Company I GmbH (Swiss) | Ownership..... | 100.000 | MetLife, Inc..... | ..N..... | |
| 0241 | MetLife..... | 00000.. | | | | | MetLife Investment Management Holdings (Ireland) Limited | IRL..... | NIA..... | MetLife Global Holding Company II GmbH (Swiss) | Ownership..... | 100.000 | MetLife, Inc..... | ..N..... | |
| 0241 | MetLife..... | 00000.. | | | | | MetLife Syndicated Bank Loan Lux GP, S.à.r.l. (Ireland) Limited | LUX..... | NIA..... | MetLife Investment Management Holdings (Ireland) Limited | Ownership..... | 100.000 | MetLife, Inc..... | ..N..... | |
| 0241 | MetLife..... | 00000.. | 98-1372544.. | | | | MetLife BL Feeder (Cayman), LP..... | CYM..... | NIA..... | MetLife Limited (Hong Kong)..... | Ownership..... | 3.140 | MetLife, Inc..... | ..N..... | |
| 0241 | MetLife..... | 00000.. | 98-1372544.. | | | | MetLife BL Feeder (Cayman), LP..... | CYM..... | NIA..... | MetLife Insurance K.K. (Japan)..... | Ownership..... | 93.720 | MetLife, Inc..... | ..N..... | |
| 0241 | MetLife..... | 00000.. | 98-1372544.. | | | | MetLife BL Feeder (Cayman), LP..... | CYM..... | NIA..... | MetLife Insurance Company of Korea, Limited | Ownership..... | 3.140 | MetLife, Inc..... | ..N..... | |
| 0241 | MetLife..... | 00000.. | 82-3255634.. | | | | MetLife BL Feeder , LP..... | DE..... | NIA..... | Metropolitan Life Insurance Company..... | Ownership..... | 49.260 | MetLife, Inc..... | ..N..... | |
| 0241 | MetLife..... | 00000.. | 98-1372721.. | | | | MetLife Syndicated Bank Loan Fund, SCSp (Luxembourg) | LUX..... | NIA..... | MetLife Syndicated Bank Loan Lux GP, S.à.r.l. (Ireland) Limited | Management..... | | MetLife, Inc..... | ..N..... | |
| 0241 | MetLife..... | 00000.. | 30-0615846.. | | | | ALICO Operations, LLC (DE)..... | DE..... | NIA..... | MetLife Global Holding Company II GmbH (Swiss) | Ownership..... | 100.000 | MetLife, Inc..... | ..N..... | |
| 0241 | MetLife..... | 00000.. | | | | | MetLife EU Holding Company Limited (Ireland) | IRL..... | NIA..... | MetLife Global Holding Company II GmbH (Swiss) | Ownership..... | 100.000 | MetLife, Inc..... | ..N..... | |
| 0241 | MetLife..... | 00000.. | 98-0552186.. | 4249302 | | | ALICO European Holding Limited (Ireland)..... | IRL..... | NIA..... | MetLife Global Holding Company II GmbH (Swiss) | Ownership..... | 100.000 | MetLife, Inc..... | ..N..... | |
| 0241 | MetLife..... | 00000.. | AA-1780108.. | | | | MetLife Europe d.a.c. | IRL..... | IA..... | MetLife EU Holding Company Limited (Ireland) | Ownership..... | 100.000 | MetLife, Inc..... | ..N..... | |
| 0241 | MetLife..... | 00000.. | | | | | MetLife Services EOOD (Bulgaria) | BGR..... | NIA..... | MetLife EU Holding Company Limited (Ireland) | Ownership..... | 100.000 | MetLife, Inc..... | ..N..... | |
| 0241 | MetLife..... | 00000.. | | | | | MetLife Pension Trustees Limited (UK)..... | GBR..... | IA..... | MetLife Europe d.a.c. | Ownership..... | 100.000 | MetLife, Inc..... | ..N..... | |
| 0241 | MetLife..... | 00000.. | | 4255367 | | | First American-Hungarian Insurance Agency Limited (Hungary) | HUN..... | IA..... | MetLife EU Holding Company Limited (Ireland) | Ownership..... | 100.000 | MetLife, Inc..... | ..N..... | |
| 0241 | MetLife..... | 00000.. | | 4258407 | | | MetLife Solutions S.A.S. (France)..... | FRA..... | NIA..... | MetLife EU Holding Company Limited (Ireland) | Ownership..... | 100.000 | MetLife, Inc..... | ..N..... | |
| 0241 | MetLife..... | 00000.. | | | | | MetLife Asia Holding Company Pte. Ltd. | SGP..... | NIA..... | MetLife Global Holding Company II GmbH (Swiss) | Ownership..... | 100.000 | MetLife, Inc..... | ..N..... | |
| 0241 | MetLife..... | 00000.. | | | | | MetLife Innovation Centre Pte. Ltd | SGP..... | NIA..... | MetLife Asia Holding Company Pte. Ltd | Ownership..... | 100.000 | MetLife, Inc..... | ..N..... | |
| 0241 | MetLife..... | 00000.. | | | | | LumenLab Malaysia Sdn. Bhd. (Malaysia)..... | MYS..... | NIA..... | MetLife Innovation Centre Pte. Ltd | Ownership..... | 100.000 | MetLife, Inc..... | ..N..... | |
| 0241 | MetLife..... | 00000.. | | | | | MetLife Reinsurance Company of Bermuda Ltd. | BMU..... | IA..... | MetLife Global Holding Company II GmbH (Swiss) | Ownership..... | 100.000 | MetLife, Inc..... | ..N..... | |
| 0241 | MetLife..... | 00000.. | | | | | MetLife Investment Management Limited (UK)..... | GBR..... | NIA..... | MetLife Global Holding Company II GmbH (Swiss) | Ownership..... | 100.000 | MetLife, Inc..... | ..N..... | |
| 0241 | MetLife..... | 00000.. | | 4255246 | | | Metropolitan Life Societate de Administrare a unui Fond de Pensii Administrat Privat S.A. (Romania) | ROU..... | IA..... | MetLife EU Holding Company Limited (Ireland) | Ownership..... | 99.984 | MetLife, Inc..... | ..N..... | |

Q12.11

SCHEDULE Y

PART 1A - DETAIL OF INSURANCE HOLDING COMPANY SYSTEM

| 1 | 2 | 3 | 4 | 5 | 6 | 7 | 8 | 9 | 10 | 11 | 12 | 13 | 14 | 15 | 16 |
|------------|--------------|-------------------|--------------|--------------|---------|--|---|----------------------|----------------------------------|--|---|--|--|----------------------------------|----|
| Group Code | Group Name | NAIC Company Code | ID Number | Federal RSSD | CIK | Name of Securities Exchange if Publicly Traded (U.S. or International) | Names of Parent, Subsidiaries or Affiliates | Domiciliary Location | Relationship to Reporting Entity | Directly Controlled by (Name of Entity/Person) | Type of Control (Ownership Board, Management, Attorney-in-Fact, Influence, Other) | If Control is Ownership Provide Percentage | Ultimate Controlling Entity(ies)/Person(s) | Is an SCA Filing Required? (Y/N) | * |
| 0241 | MetLife..... | 00000... | | 4255246 | | | Metropolitan Life Societate de Administrare a unui Fond de Pensii Administrat Privat S.A. (Romania) | ROU..... | IA..... | MetLife Services Sp. z o.o | Ownership..... | 0.016 | MetLife, Inc..... | N..... | |
| 0241 | MetLife..... | 00000... | | 4249469 | | | Closed Joint-stock Company Master-D (Russia) | RUS..... | NIA..... | ALICO European Holding Limited (Ireland)..... | Ownership..... | 100.000 | MetLife, Inc..... | N..... | |
| 0241 | MetLife..... | 00000... | | 4249991 | | | Joint-Stock Company "MetLife Insurance Company" (Russia) | RUS..... | IA..... | MetLife Global Holding Company II GmbH (Swiss) | Ownership..... | 49.000 | MetLife, Inc..... | N..... | |
| 0241 | MetLife..... | 00000... | | 4249991 | | | Joint-Stock Company "MetLife Insurance Company" (Russia) | RUS..... | IA..... | Closed Joint-stock Company Master-D (Russia) | Ownership..... | 51.000 | MetLife, Inc..... | N..... | |
| 0241 | MetLife..... | 00000... | | 4255198 | | | MetLife Slovakia s.r.o..... | SVK..... | NIA..... | MetLife EU Holding Company Limited (Ireland) | Ownership..... | 99.956 | MetLife, Inc..... | N..... | |
| 0241 | MetLife..... | 00000... | | 4255198 | | | MetLife Slovakia s.r.o..... | SVK..... | NIA..... | International Technical and Advisory Services Limited (DE) | Ownership..... | 0.044 | MetLife, Inc..... | N..... | |
| 0241 | MetLife..... | 00000... | | | | | MetLife Services Cyprus Ltd..... | CYP..... | NIA..... | MetLife EU Holding Company Limited (Ireland) | Ownership..... | 100.000 | MetLife, Inc..... | N..... | |
| 0241 | MetLife..... | 00000... | | | | | Hellenic Alico Life Insurance Company Ltd. (Cyprus) | CYP..... | IA..... | MetLife Services Cyprus Ltd..... | Ownership..... | 27.500 | MetLife, Inc..... | N..... | |
| 0241 | MetLife..... | 00000... | | 4247335 | | | MetLife Towarzystwo Ubezpieczen na Zycie i Reasekuracji S.A. | POL..... | IA..... | MetLife EU Holding Company Limited (Ireland) | Ownership..... | 100.000 | MetLife, Inc..... | N..... | |
| 0241 | MetLife..... | 00000... | | 4255264 | | | MetLife Services Sp. z o.o | POL..... | NIA..... | MetLife Towarzystwo Ubezpieczen na Zycie i Reasekuracji S.A. | Ownership..... | 100.000 | MetLife, Inc..... | N..... | |
| 0241 | MetLife..... | 00000... | | 4251154 | | | MetLife Powszechnie Towarzystwo Emerytalne (Poland) | POL..... | IA..... | MetLife Towarzystwo Ubezpieczen na Zycie i Reasekuracji S.A. | Ownership..... | 100.000 | MetLife, Inc..... | N..... | |
| 0241 | MetLife..... | 00000... | AA-9640009. | 4255255 | | | MetLife Towarzystwo Funduszy Inwestycyjnych S.A. | POL..... | NIA..... | MetLife Towarzystwo Ubezpieczen na Zycie i Reasekuracji S.A. | Ownership..... | 100.000 | MetLife, Inc..... | N..... | |
| 0241 | MetLife..... | 00000... | | 4258331 | | | Agenvita S.r.l. (Italy)..... | ITA..... | IA..... | MetLife EU Holding Company Limited (Ireland) | Ownership..... | 100.000 | MetLife, Inc..... | N..... | |
| 0241 | MetLife..... | 00000... | | | | | MetLife Services, Sociedad Limitada (Spain).... | ESP..... | NIA..... | MetLife EU Holding Company Limited (Ireland) | Ownership..... | 100.000 | MetLife, Inc..... | N..... | |
| 0241 | MetLife..... | 00000... | | | | | MetLife Europe Insurance d.a.c | IRL..... | IA..... | MetLife EU Holding Company Limited (Ireland) | Ownership..... | 100.000 | MetLife, Inc..... | N..... | |
| 0241 | MetLife..... | 00000... | | 4189864 | | | MetLife Europe Services Limited (Ireland)..... | IRL..... | NIA..... | MetLife EU Holding Company Limited (Ireland) | Ownership..... | 100.000 | MetLife, Inc..... | N..... | |
| 0241 | MetLife..... | 00000... | 95-3947585.. | 3166064 | | | MetLife Investors Group, LLC..... | DE..... | NIA..... | MetLife, Inc..... | Ownership..... | 100.000 | MetLife, Inc..... | N..... | |
| 0241 | MetLife..... | 00000... | 43-1906210.. | 3373563 | 1130412 | | MetLife Investments Securities LLC (DE) | DE..... | NIA..... | MetLife Investors Group, LLC..... | Ownership..... | 100.000 | MetLife, Inc..... | N..... | |
| 0241 | MetLife..... | 00000... | 43-1906210.. | | | | MetLife Investors Distribution Company..... | MO..... | NIA..... | MetLife Investors Group, LLC..... | Ownership..... | 100.000 | MetLife, Inc..... | N..... | |

Q12.12

Metropolitan Group Property and Casualty Insurance Company

PART 1 - LOSS EXPERIENCE

| Lines of Business | Current Year to Date | | | 4 Prior Year to Date Direct Loss Percentage |
|---|--------------------------------|--------------------------------|--------------------------------|--|
| | 1 Direct Premiums Earned | 2 Direct Losses Incurred | 3 Direct Loss Percentage | |
| 1. Fire..... | | | 0.000 | |
| 2. Allied lines..... | 195 | | 0.000 | |
| 3. Farmowners multiple peril..... | | | 0.000 | |
| 4. Homeowners multiple peril..... | 71,732,819 | 40,315,280 | 56.202 | 69.413 |
| 5. Commercial multiple peril..... | | | 0.000 | |
| 6. Mortgage guaranty..... | | | 0.000 | |
| 8. Ocean marine..... | | | 0.000 | |
| 9. Inland marine..... | 1,496,773 | 484,598 | 32.376 | 30.362 |
| 10. Financial guaranty..... | | | 0.000 | |
| 11.1. Medical professional liability - occurrence..... | | | 0.000 | |
| 11.2. Medical professional liability - claims-made..... | | | 0.000 | |
| 12. Earthquake..... | 570,722 | 16,626 | 2.913 | 0.431 |
| 13. Group accident and health..... | | | 0.000 | |
| 14. Credit accident and health..... | | | 0.000 | |
| 15. Other accident and health..... | | | 0.000 | |
| 16. Workers' compensation..... | | | 0.000 | |
| 17.1. Other liability-occurrence..... | 1,494,046 | 1,379,582 | 92.339 | 65.515 |
| 17.2. Other liability-claims made..... | | | 0.000 | |
| 17.3. Excess workers' compensation..... | | | 0.000 | |
| 18.1. Products liability-occurrence..... | | | 0.000 | |
| 18.2. Products liability-claims made..... | | | 0.000 | |
| 19.1, 19.2. Private passenger auto liability..... | 182,540,318 | 98,098,367 | 53.741 | 54.692 |
| 19.3, 19.4. Commercial auto liability..... | | | 0.000 | |
| 21. Auto physical damage..... | 134,909,980 | 71,497,550 | 52.996 | 53.648 |
| 22. Aircraft (all perils)..... | | | 0.000 | |
| 23. Fidelity..... | | | 0.000 | |
| 24. Surety..... | | | 0.000 | |
| 26. Burglary and theft..... | | | 0.000 | |
| 27. Boiler and machinery..... | | | 0.000 | |
| 28. Credit..... | | | 0.000 | |
| 29. International..... | | | 0.000 | |
| 30. Warranty..... | | | 0.000 | |
| 31. Reinsurance-nonproportional assumed property..... | XXX | XXX | XXX | XXX |
| 32. Reinsurance-nonproportional assumed liability..... | XXX | XXX | XXX | XXX |
| 33. Reinsurance-nonproportional assumed financial lines..... | XXX | XXX | XXX | XXX |
| 34. Aggregate write-ins for other lines of business..... | 0 | 0 | 0.000 | |
| 35. Totals..... | 392,744,853 | 211,792,003 | 53.926 | 56.891 |
| DETAILS OF WRITE-INS | | | | |
| 3401..... | | | 0.000 | |
| 3402..... | | | 0.000 | |
| 3403..... | | | 0.000 | |
| 3498. Sum. of remaining write-ins for Line 34 from overflow page..... | 0 | 0 | 0.000 | XXX |
| 3499. Totals (Lines 3401 thru 3403 plus 3498) (Line 34)..... | 0 | 0 | 0.000 | |

PART 2 - DIRECT PREMIUMS WRITTEN

| Lines of Business | 1 | 2 | 3 |
|---|--------------------|-------------------------|----------------------------|
| | Current Quarter | Current Year to Date | Prior Year Year to Date |
| 1. Fire..... | | | |
| 2. Allied lines..... | | | |
| 3. Farmowners multiple peril..... | | | |
| 4. Homeowners multiple peril..... | 39,942,099 | 70,302,849 | 67,722,618 |
| 5. Commercial multiple peril..... | | | |
| 6. Mortgage guaranty..... | | | |
| 8. Ocean marine..... | | | |
| 9. Inland marine..... | 808,818 | 1,466,224 | 1,480,861 |
| 10. Financial guaranty..... | | | |
| 11.1. Medical professional liability - occurrence..... | | | |
| 11.2. Medical professional liability - claims made..... | | | |
| 12. Earthquake..... | 320,328 | 572,735 | 550,107 |
| 13. Group accident and health..... | | | |
| 14. Credit accident and health..... | | | |
| 15. Other accident and health..... | | | |
| 16. Workers' compensation..... | | | |
| 17.1. Other liability-occurrence..... | 855,326 | 1,618,572 | 1,481,050 |
| 17.2. Other liability-claims made..... | | | |
| 17.3. Excess workers' compensation..... | | | |
| 18.1. Products liability-occurrence..... | | | |
| 18.2. Products liability-claims made..... | | | |
| 19.1 19.2. Private passenger auto liability..... | 93,830,326 | 184,820,130 | 181,421,006 |
| 19.3 19.4. Commercial auto liability..... | | | |
| 21. Auto physical damage..... | 69,948,565 | 136,872,760 | 132,613,040 |
| 22. Aircraft (all perils)..... | | | |
| 23. Fidelity..... | | | |
| 24. Surety..... | | | |
| 26. Burglary and theft..... | | | |
| 27. Boiler and machinery..... | | | |
| 28. Credit..... | | | |
| 29. International..... | | | |
| 30. Warranty..... | | | |
| 31. Reinsurance-nonproportional assumed property..... | XXX | XXX | XXX |
| 32. Reinsurance-nonproportional assumed liability..... | XXX | XXX | XXX |
| 33. Reinsurance-nonproportional assumed financial lines..... | XXX | XXX | XXX |
| 34. Aggregate write-ins for other lines of business..... | 0 | 0 | 0 |
| 35. Totals..... | 205,705,462 | 395,653,270 | 385,268,682 |
| DETAILS OF WRITE-INS | | | |
| 3401..... | | | |
| 3402..... | | | |
| 3403..... | | | |
| 3498. Sum. of remaining write-ins for Line 34 from overflow page..... | 0 | 0 | 0 |
| 3499. Totals (Lines 3401 thru 3403 plus 3498) (Line 34)..... | 0 | 0 | 0 |

PART 3 (000 omitted)

LOSS AND LOSS ADJUSTMENT EXPENSE RESERVES SCHEDULE

| | 1 | 2 | 3 | 4 | 5 | 6 | 7 | 8 | 9 | 10 | 11 | 12 | 13 |
|--|---|---|--|--|--|--|---|--|--------------------------------------|--|---|---|--|
| Years in Which Losses Occurred | Prior Year-End Known Case Loss and LAE Reserves | Prior Year-End IBNR Loss and LAE Reserves | Total Prior Year-End Loss and LAE Reserves (Cols. 1 + 2) | 2019 Loss and LAE Payments on Claims Reported as of Prior Year-End | 2019 Loss and LAE Payments on Claims Unreported as of Prior Year-End | Total 2019 Loss and LAE Payments (Cols. 4 + 5) | Q.S. Date Known Case Loss and LAE Reserves on Claims Reported and Open as of Prior Year-End | Q.S. Date Known Case Loss and LAE Reserves on Claims Reported or Reopened Subsequent to Prior Year-End | Q.S. Date IBNR Loss and LAE Reserves | Total Q.S. Loss and LAE Reserves (Cols. 7 + 8 + 9) | Prior Year-End Known Case Loss and LAE Reserves Developed (Savings)/Deficiency (Cols. 4 + 7 minus Col. 1) | Prior Year-End IBNR Loss and LAE Reserves Developed (Savings)/Deficiency (Cols. 5 + 8 + 9 minus Col. 2) | Prior Year-End Total Loss and LAE Reserve Developed (Savings)/Deficiency (Cols. 11 + 12) |
| 1. 2016 + Prior..... | | | .0 | | | .0 | | | | .0 | .0 | .0 | .0 |
| 2. 2017..... | | | .0 | | | .0 | | | | .0 | .0 | .0 | .0 |
| 3. Subtotals 2017 + Prior..... | .0 | .0 | .0 | .0 | .0 | .0 | .0 | .0 | .0 | .0 | .0 | .0 | .0 |
| 4. 2018..... | | | .0 | | | .0 | | | | .0 | .0 | .0 | .0 |
| 5. Subtotals 2018 + Prior..... | .0 | .0 | .0 | .0 | .0 | .0 | .0 | .0 | .0 | .0 | .0 | .0 | .0 |
| 6. 2019..... | .XXX | .XXX | .XXX | .XXX | | .0 | .XXX | | | .0 | .XXX | .XXX | .XXX |
| 7. Totals..... | .0 | .0 | .0 | .0 | .0 | .0 | .0 | .0 | .0 | .0 | .0 | .0 | .0 |
| 8. Prior Year-End's Surplus As Regards Policyholders | 397,709 | | | | | | | | | | Col. 11, Line 7 As % of Col. 1, Line 7 | Col. 12, Line 7 As % of Col. 2, Line 7 | Col. 13, Line 7 As % of Col. 3, Line 7 |
| | | | | | | | | | | | 1.0.0 % | 2.0.0 % | 3.0.0 % |
| | | | | | | | | | | | Col. 13, Line 7 Line 8 | | |
| | | | | | | | | | | | 4.0.0 % | | |

Q14

Statement for June 30, 2019 of the **Metropolitan Group Property and Casualty Insurance Company**
SUPPLEMENTAL EXHIBITS AND SCHEDULES INTERROGATORIES

The following supplemental reports are required to be filed as part of your statement filing. However, in the event that your company does not transact the type of business for which the special report must be filed, your response of NO to the specific interrogatory will be accepted in lieu of filing a "NONE" report and a bar code will be printed below. If the supplement is required of your company but is not being filed for whatever reason, enter SEE EXPLANATION and provide an explanation following the interrogatory questions.

| | Response |
|--|-----------------|
| 1. Will the Trusteed Surplus Statement be filed with the state of domicile and the NAIC with this statement? | _____ NO |
| 2. Will Supplement A to Schedule T (Medical Professional Liability Supplement) be filed with this statement? | _____ NO |
| 3. Will the Medicare Part D Coverage Supplement be filed with the state of domicile and the NAIC with this statement? | _____ NO |
| 4. Will the Director and Officer Insurance Coverage Supplement be filed with the state of domicile and the NAIC with this statement? | _____ NO |

Explanation:

1. The data for this supplement is not required to be filed.
2. The data for this supplement is not required to be filed.
3. The data for this supplement is not required to be filed.
4. The data for this supplement is not required to be filed.

Bar Code:



NONE

Statement for June 30, 2019 of the **Metropolitan Group Property and Casualty Insurance Company**
SCHEDULE A - VERIFICATION

Real Estate

| | 1 Year to Date | 2 Prior Year Ended December 31 |
|---|-------------------|--------------------------------------|
| 1. Book/adjusted carrying value, December 31 of prior year..... | 0 | |
| 2. Cost of acquired: | | |
| 2.1 Actual cost at time of acquisition..... | | |
| 2.2 Additional investment made after acquisition..... | | |
| 3. Current year change in encumbrances..... | | |
| 4. Total gain (loss) on disposals..... | | |
| 5. Deduct amounts received on disposals..... | | |
| 6. Total foreign exchange change in book/adjusted carrying value..... | | |
| 7. Deduct current year's other-than-temporary impairment recognized..... | | |
| 8. Deduct current year's depreciation..... | | |
| 9. Book/adjusted carrying value at end of current period (Lines 1+2+3+4-5+6-7-8)..... | 0 | 0 |
| 10. Deduct total nonadmitted amounts..... | | |
| 11. Statement value at end of current period (Line 9 minus Line 10)..... | 0 | 0 |

NONE

SCHEDULE B - VERIFICATION

Mortgage Loans

| | 1 Year to Date | 2 Prior Year Ended December 31 |
|--|-------------------|--------------------------------------|
| 1. Book value/recorded investment excluding accrued interest, December 31 of prior year..... | 0 | |
| 2. Cost of acquired: | | |
| 2.1 Actual cost at time of acquisition..... | | |
| 2.2 Additional investment made after acquisition..... | | |
| 3. Capitalized deferred interest and other..... | | |
| 4. Accrual of discount..... | | |
| 5. Unrealized valuation increase (decrease)..... | | |
| 6. Total gain (loss) on disposals..... | | |
| 7. Deduct amounts received on disposals..... | | |
| 8. Deduct amortization of premium and mortgage interest points and commitment fees..... | | |
| 9. Total foreign exchange change in book value/recorded investment excluding accrued interest..... | | |
| 10. Deduct current year's other-than-temporary impairment recognized..... | | |
| 11. Book value/recorded investment excluding accrued interest at end of current period (Lines 1+2+3+4+5+6-7-8-9-10)..... | 0 | 0 |
| 12. Total valuation allowance..... | | |
| 13. Subtotal (Line 11 plus Line 12)..... | 0 | 0 |
| 14. Deduct total nonadmitted amounts..... | | |
| 15. Statement value at end of current period (Line 13 minus Line 14)..... | 0 | 0 |

NONE

SCHEDULE BA - VERIFICATION

Other Long-Term Invested Assets

| | 1 Year to Date | 2 Prior Year Ended December 31 |
|---|-------------------|--------------------------------------|
| 1. Book/adjusted carrying value, December 31 of prior year..... | 0 | |
| 2. Cost of acquired: | | |
| 2.1 Actual cost at time of acquisition..... | | |
| 2.2 Additional investment made after acquisition..... | | |
| 3. Capitalized deferred interest and other..... | | |
| 4. Accrual of discount..... | | |
| 5. Unrealized valuation increase (decrease)..... | | |
| 6. Total gain (loss) on disposals..... | | |
| 7. Deduct amounts received on disposals..... | | |
| 8. Deduct amortization of premium and depreciation..... | | |
| 9. Total foreign exchange change in book/adjusted carrying value..... | | |
| 10. Deduct current year's other-than-temporary impairment recognized..... | | |
| 11. Book/adjusted carrying value at end of current period (Lines 1+2+3+4+5+6-7-8-9-10)..... | 0 | 0 |
| 12. Deduct total nonadmitted amounts..... | | |
| 13. Statement value at end of current period (Line 11 minus Line 12)..... | 0 | 0 |

NONE

SCHEDULE D - VERIFICATION

Bonds and Stocks

| | 1 Year to Date | 2 Prior Year Ended December 31 |
|--|-------------------|--------------------------------------|
| 1. Book/adjusted carrying value of bonds and stocks, December 31 of prior year..... | 367,827,447 | 372,561,148 |
| 2. Cost of bonds and stocks acquired..... | 47,328,520 | 82,366,867 |
| 3. Accrual of discount..... | 313,072 | 922,228 |
| 4. Unrealized valuation increase (decrease)..... | | |
| 5. Total gain (loss) on disposals..... | 20,032 | 80,721 |
| 6. Deduct consideration for bonds and stocks disposed of..... | 19,949,030 | 87,014,257 |
| 7. Deduct amortization of premium..... | 1,484,486 | 1,269,149 |
| 8. Total foreign exchange change in book/adjusted carrying value..... | | |
| 9. Deduct current year's other-than-temporary impairment recognized..... | | |
| 10. Total investment income recognized as a result of prepayment penalties and/or acceleration fees..... | | 179,889 |
| 11. Book/adjusted carrying value at end of current period (Lines 1+2+3+4+5-6-7+8-9+10)..... | 394,055,555 | 367,827,447 |
| 12. Deduct total nonadmitted amounts..... | | |
| 13. Statement value at end of current period (Line 11 minus Line 12)..... | 394,055,555 | 367,827,447 |

SCHEDULE D - PART 1B

Showing the Acquisitions, Dispositions and Non-Trading Activity
During the Current Quarter for all Bonds and Preferred Stock by NAIC Designation

| NAIC Designation | 1 Book/Adjusted Carrying Value Beginning of Current Quarter | 2 Acquisitions During Current Quarter | 3 Dispositions During Current Quarter | 4 Non-Trading Activity During Current Quarter | 5 Book/Adjusted Carrying Value End of First Quarter | 6 Book/Adjusted Carrying Value End of Second Quarter | 7 Book/Adjusted Carrying Value End of Third Quarter | 8 Book/Adjusted Carrying Value December 31 Prior Year |
|--|--|--|--|--|--|---|--|--|
| BONDS | | | | | | | | |
| 1. NAIC 1 (a)..... | 313,642,000 | 44,941,216 | 40,399,800 | (109,274) | 313,642,000 | 318,074,142 | | 310,418,205 |
| 2. NAIC 2 (a)..... | 81,144,608 | | 112,500 | (61,748) | 81,144,608 | 80,970,360 | | 81,396,736 |
| 3. NAIC 3 (a)..... | | | | | | 0 | | |
| 4. NAIC 4 (a)..... | | | | | | 0 | | |
| 5. NAIC 5 (a)..... | | | | | | 0 | | |
| 6. NAIC 6 (a)..... | | | | | | 0 | | |
| 7. Total Bonds..... | 394,786,608 | 44,941,216 | 40,512,300 | (171,022) | 394,786,608 | 399,044,502 | 0 | 391,814,941 |
| PREFERRED STOCK | | | | | | | | |
| 8. NAIC 1..... | | | | | | 0 | | |
| 9. NAIC 2..... | | | | | | 0 | | |
| 10. NAIC 3..... | | | | | | 0 | | |
| 11. NAIC 4..... | | | | | | 0 | | |
| 12. NAIC 5..... | | | | | | 0 | | |
| 13. NAIC 6..... | | | | | | 0 | | |
| 14. Total Preferred Stock..... | 0 | 0 | 0 | 0 | 0 | 0 | 0 | 0 |
| 15. Total Bonds and Preferred Stock..... | 394,786,608 | 44,941,216 | 40,512,300 | (171,022) | 394,786,608 | 399,044,502 | 0 | 391,814,941 |

QS102

(a) Book/Adjusted Carrying Value column for the end of the current reporting period includes the following amount of short-term and cash equivalent bonds by NAIC designation:
NAIC 1 \$.....4,988,949; NAIC 2 \$.....0; NAIC 3 \$.....0; NAIC 4 \$.....0; NAIC 5 \$.....0; NAIC 6 \$.....0.

**Sch. DA - Pt. 1
NONE**

**Sch. DA - Verification
NONE**

**Sch. DB - Pt. A - Verification
NONE**

**Sch. DB - Pt. B - Verification
NONE**

**Sch. DB - Pt. C - Sn. 1
NONE**

**Sch. DB - Pt. C - Sn. 2
NONE**

**Sch. DB - Verification
NONE**

SCHEDULE E - PART 2 - VERIFICATION

Cash Equivalents

| | 1 Year To Date | 2 Prior Year Ended December 31 |
|--|-------------------|--------------------------------------|
| 1. Book/adjusted carrying value, December 31 of prior year..... | 23,987,492 | 4,997,077 |
| 2. Cost of cash equivalents acquired..... | 78,682,634 | 180,753,205 |
| 3. Accrual of discount..... | 167,947 | 285,995 |
| 4. Unrealized valuation increase (decrease)..... | | |
| 5. Total gain (loss) on disposals..... | 1,980 | (2,343) |
| 6. Deduct consideration received on disposals..... | 97,851,104 | 162,046,442 |
| 7. Deduct amortization of premium..... | | |
| 8. Total foreign exchange change in book/ adjusted carrying value..... | | |
| 9. Deduct current year's other-than-temporary impairment recognized..... | | |
| 10. Book/adjusted carrying value at end of current period (Lines 1+2+3+4+5-6-7+8-9)..... | 4,988,949 | 23,987,492 |
| 11. Deduct total nonadmitted amounts..... | | |
| 12. Statement value at end of current period (Line 10 minus Line 11)..... | 4,988,949 | 23,987,492 |

**Sch. A Pt. 2
NONE**

**Sch. A Pt. 3
NONE**

**Sch. B - Pt. 2
NONE**

**Sch. B - Pt. 3
NONE**

**Sch. BA - Pt. 2
NONE**

**Sch. BA - Pt. 3
NONE**

SCHEDULE D - PART 3

Showing all Long-Term Bonds and Stocks ACQUIRED During Current Quarter

| 1 | 2 | 3 | 4 | 5 | 6 | 7 | 8 | 9 | 10 |
|---|--|---------|---------------|------------------------------|---------------------------|-------------|------------|---|---|
| CUSIP Identification | Description | Foreign | Date Acquired | Name of Vendor | Number of Shares of Stock | Actual Cost | Par Value | Paid for Accrued Interest and Dividends | NAIC Designation and Administrative Symbol/Market Indicator (a) |
| Bonds - Industrial and Miscellaneous | | | | | | | | | |
| 02007M AE 0 | ALLY AUTO RECEIVABLES TRUST AL 2.350% | | 05/20/2019 | BNP PARIBAS | | 6,191,039 | 6,200,000 | 2,833 | 1FE |
| 130789 Y# 1 | CALIFORNIA WATER SERVICE CO 4.170% 06/ | | 06/11/2019 | BANK OF AMERICA N.A. | | 1,000,000 | 1,000,000 | | 1Z |
| 14315N AH 3 | CARMAX AUTO OWNER TRUST CARMX 3.020% | | 05/20/2019 | WELLS FARGO & CO | | 5,021,289 | 5,000,000 | 2,936 | 1FE |
| 743756 AC 2 | PROVIDENCE ST JOSEPH HEALTH 3.744% 10/ | | 05/21/2019 | BANK OF AMERICA N.A. | | 973,390 | 1,000,000 | 5,408 | 1FE |
| 89169E AC 3 | TOWD POINT MORTGAGE TRUST TPMT 3.604% | | 05/16/2019 | JP MORGAN SECURITIES LTD LDN | | 5,981,719 | 6,000,000 | 15,319 | 1FM |
| 89238K AD 4 | TOYOTA AUTO RECEIVABLES OWNER 1.930% 0 | | 05/22/2019 | TD SECURITIES USA LLC | | 3,729,346 | 3,750,000 | 1,809 | 1FE |
| 3899999 | Total - Bonds - Industrial and Miscellaneous | | | | | 22,896,783 | 22,950,000 | 28,305 | XXX |
| 8399997 | Total - Bonds - Part 3 | | | | | 22,896,783 | 22,950,000 | 28,305 | XXX |
| 8399999 | Total - Bonds | | | | | 22,896,783 | 22,950,000 | 28,305 | XXX |
| 9999999 | Total - Bonds, Preferred and Common Stocks | | | | | 22,896,783 | XXX | 28,305 | XXX |

(a) For all common stock bearing NAIC market indicator "U" provide the number of such issues:.....0.

QE04

SCHEDULE D - PART 4

Showing all Long-Term Bonds and Stocks SOLD, REDEEMED or Otherwise DISPOSED OF During Current Quarter

| 1 | 2 | 3 | 4 | 5 | 6 | 7 | 8 | 9 | 10 | Change in Book/Adjusted Carrying Value | | | | | 16 | 17 | 18 | 19 | 20 | 21 | 22 |
|--|---|---------------------------------|---------------|-------------------------------|---------------------------|---------------|-----------|-------------|---|--|---|---|--------------------------------------|--|---|--|----------------------------------|-------------------------------|--|----------------------------------|---|
| | | | | | | | | | | 11 | 12 | 13 | 14 | 15 | | | | | | | |
| CUSIP Identification | Description | F o r e i g n | Disposal Date | Name of Purchaser | Number of Shares of Stock | Consideration | Par Value | Actual Cost | Prior Year Book/Adjusted Carrying Value | Unrealized Valuation Increase (Decrease) | Current Year's (Amortization) / Accretion | Current Year's Other-Than-Temporary Impairment Recognized | Total Change in B./A.C.V. (11+12-13) | Total Foreign Exchange Change in B./A.C.V. | Book/Adjusted Carrying Value at Disposal Date | Foreign Exchange Gain (Loss) on Disposal | Realized Gain (Loss) on Disposal | Total Gain (Loss) on Disposal | Bond Interest / Stock Dividends Received During Year | Stated Contractual Maturity Date | NAIC Designation and Administrative Symbol/Market Indicator (a) |
| Bonds - U.S. Government | | | | | | | | | | | | | | | | | | | | | |
| 36225B QJ 0 | GINNIE MAE I GNMA I 7.000% 781357 7.00 | | 06/01/2019 | Paydown..... | | 2,122 | 2,122 | 2,075 | 2,099 | | | | 23 | | 2,122 | | | 0 | .62 | 10/15/2025 | 1..... |
| 36225B QN 1 | GINNIE MAE I GNMA I 7.500% 781361 7.50 | | 06/01/2019 | Paydown..... | | 2,760 | 2,760 | 2,651 | 2,708 | | | | 52 | | 2,760 | | | 0 | .86 | 12/15/2025 | 1..... |
| 912828 TN 0 | UNITED STATES TREASURY 1.000% 08/31/19 | | 05/23/2019 | CITIGROUP GLOBAL MARKETS INC/ | | 5,976,785 | 6,000,000 | 5,904,621 | 5,945,100 | | | | 32,465 | | 5,977,565 | | (780) | (780) | 43,859 | 08/31/2019 | 1..... |
| 0599999 | Total - Bonds - U.S. Government..... | | | | | 5,981,667 | 6,004,882 | 5,909,347 | 5,949,907 | 0 | 32,540 | 0 | 32,540 | 0 | 5,982,447 | 0 | (780) | (780) | 44,007 | XXX | XXX |
| Bonds - U.S. Special Revenue and Special Assessment | | | | | | | | | | | | | | | | | | | | | |
| 3140Q8 AH 8 | FEDERAL NATIONAL MORTGAGE ASSO 3.500% | | 06/01/2019 | Paydown..... | | 164,351 | 164,351 | 169,487 | 169,201 | | | | (4,850) | | 164,351 | | | 0 | 2,524 | 12/01/2047 | 1..... |
| 454795 FH 3 | INDIANA HEALTH & EDL FAC FING 5.000% 1 | | 05/21/2019 | BANK OF AMERICA N.A..... | | 1,143,870 | 1,000,000 | 1,159,010 | 1,151,798 | | | | (28,740) | | 1,123,058 | | 20,812 | 20,812 | 26,111 | 11/15/2046 | 1FE..... |
| 649876 RV 3 | NEW YORK ST LOC GOVT ASSISTANC 5.000% | | 04/01/2019 | Redemption 100.0000..... | | 1,570,000 | 1,570,000 | 1,460,445 | 1,559,614 | | | | 10,386 | | 1,570,000 | | | 0 | 39,250 | 04/01/2021 | 1FE..... |
| 880461 FX 1 | TENNESSEE HSG DEV AGY 4.050% 01/01/38 | | 06/01/2019 | Call 100.0000..... | | 70,000 | 70,000 | 70,000 | 70,000 | | | | 0 | | 70,000 | | | 0 | 2,194 | 01/01/2038 | 1FE..... |
| 3199999 | Total - Bonds - U.S. Special Revenue and Special Assessments..... | | | | | 2,948,221 | 2,804,351 | 2,858,942 | 2,950,613 | 0 | (23,204) | 0 | (23,204) | 0 | 2,927,409 | 0 | 20,812 | 20,812 | 70,079 | XXX | XXX |
| Bonds - Industrial and Miscellaneous | | | | | | | | | | | | | | | | | | | | | |
| 83363R AA 5 | SOC CONC AUT CENT SOC CONC AUTO CENTRAL | D | 06/15/2019 | Redemption 100.0000..... | | 112,500 | 112,500 | 109,125 | 110,768 | | | | 1,733 | | 112,500 | | | 0 | 3,500 | 12/15/2026 | 2FE..... |
| 92211M AC 7 | VANTAGE DATA CENTERS ISSUER LL 4.072% | | 06/15/2019 | Paydown..... | | 2,500 | 2,500 | 2,500 | 2,500 | | | | 0 | | 2,500 | | | 0 | 42 | 02/16/2043 | 1FE..... |
| 3899999 | Total - Bonds - Industrial and Miscellaneous..... | | | | | 115,000 | 115,000 | 111,625 | 113,268 | 0 | 1,733 | 0 | 1,733 | 0 | 115,000 | 0 | 0 | 0 | 3,542 | XXX | XXX |
| 8399997 | Total - Bonds - Part 4..... | | | | | 9,044,888 | 8,924,233 | 8,879,914 | 9,013,788 | 0 | 11,069 | 0 | 11,069 | 0 | 9,024,856 | 0 | 20,032 | 20,032 | 117,628 | XXX | XXX |
| 8399999 | Total - Bonds..... | | | | | 9,044,888 | 8,924,233 | 8,879,914 | 9,013,788 | 0 | 11,069 | 0 | 11,069 | 0 | 9,024,856 | 0 | 20,032 | 20,032 | 117,628 | XXX | XXX |
| 9999999 | Total - Bonds, Preferred and Common Stocks..... | | | | | 9,044,888 | XXX | 8,879,914 | 9,013,788 | 0 | 11,069 | 0 | 11,069 | 0 | 9,024,856 | 0 | 20,032 | 20,032 | 117,628 | XXX | XXX |

QE05

(a) For all common stock bearing the NAIC market indicator "U" provide: the number of such issues:0.

Sch. DB - Pt. A - Sn. 1
NONE

Sch. DB - Pt. B - Sn. 1
NONE

Sch. DB - Pt. D - Sn. 1
NONE

Sch. DB - Pt. D - Sn. 2
NONE

Sch. DL - Pt. 1
NONE

Sch. DL - Pt. 2
NONE

SCHEDULE E - PART 1 - CASH

Month End Depository Balances

| 1 Depository | 2 Code | 3 Rate of Interest | 4 Amount of Interest Received During Current Quarter | 5 Accrued at Current Statement Date | Book Balance at End of Each Month During Current Quarter | | | 9 * |
|--|-----------------------------|-----------------------|---|--|--|-------------------|------------------|--------|
| | | | | | 6 First Month | 7 Second Month | 8 Third Month | |
| Open Depositories | | | | | | | | |
| JP Morgan Chase..... | New York, New York..... | | | | 530,222 | 1,171,963 | 557,138 | XXX |
| Union Bank of California - 07/01/2019..... | Sacramento, California..... | 0.050 | | | 150,000 | 150,000 | 150,000 | XXX |
| Union Bank of California - 07/29/2019..... | Sacramento, California..... | 0.050 | | | 100,000 | 100,000 | 100,000 | XXX |
| Union Bank of California - 08/29/2019..... | Sacramento, California..... | 0.050 | | | 150,000 | 150,000 | 150,000 | XXX |
| Union Bank of California - 08/30/2019..... | Sacramento, California..... | 0.050 | | | 180,000 | 180,000 | 180,000 | XXX |
| 0199999. Total Open Depositories..... | XXX | XXX | 0 | 0 | 1,110,222 | 1,751,963 | 1,137,138 | XXX |
| 0399999. Total Cash on Deposit..... | XXX | XXX | 0 | 0 | 1,110,222 | 1,751,963 | 1,137,138 | XXX |
| 0599999. Total Cash..... | XXX | XXX | 0 | 0 | 1,110,222 | 1,751,963 | 1,137,138 | XXX |

SCHEDULE E - PART 2 - CASH EQUIVALENTS

Show Investments Owned End of Current Quarter

| 1 CUSIP | 2 Description | 3 Code | 4 Date Acquired | 5 Rate of Interest | 6 Maturity Date | 7 Book/Adjusted Carrying Value | 8 Amount of Interest Due & Accrued | 9 Amount Received During Year |
|---|---|-----------|--------------------|-----------------------|--------------------|-----------------------------------|---------------------------------------|----------------------------------|
| U.S. Government Bonds - Issuer Obligations | | | | | | | | |
| | UNITED STATES TREASURY..... | | 06/04/2019..... | | 07/30/2019..... | 2,495,360 | | 4,304 |
| | UNITED STATES TREASURY..... | | 06/18/2019..... | | 08/13/2019..... | 2,493,589 | | 1,978 |
| 0199999 | U.S. Government Bonds - Issuer Obligations..... | | | | | 4,988,949 | 0 | 6,282 |
| 0599999 | Total - U.S. Government Bonds..... | | | | | 4,988,949 | 0 | 6,282 |
| Total Bonds | | | | | | | | |
| 7799999 | Subtotals - Issuer Obligations..... | | | | | 4,988,949 | 0 | 6,282 |
| 8399999 | Subtotals - Bonds..... | | | | | 4,988,949 | 0 | 6,282 |
| 8899999 | Total - Cash Equivalents..... | | | | | 4,988,949 | 0 | 6,282 |

QE13