



# HEALTH QUARTERLY STATEMENT

AS OF SEPTEMBER 30, 2020  
OF THE CONDITION AND AFFAIRS OF THE

## UnitedHealthcare of New England, Inc.

NAIC Group Code 0707 0707 NAIC Company Code 95149 Employer's ID Number 05-0413469  
(Current) (Prior)

Organized under the Laws of Rhode Island, State of Domicile or Port of Entry RI

Country of Domicile United States of America

Licensed as business type: Health Maintenance Organization

Is HMO Federally Qualified? Yes [ ] No [ X ]

Incorporated/Organized 11/14/1984 Commenced Business 12/27/1984

Statutory Home Office 475 Kilvert Street, Suite 310, Warwick, RI, US 02886-1392  
(Street and Number) (City or Town, State, Country and Zip Code)

Main Administrative Office 4 Research Drive, 5th Floor  
(Street and Number)  
Shelton, CT, US 06484 203-447-4444  
(City or Town, State, Country and Zip Code) (Area Code) (Telephone Number)

Mail Address 4 Research Drive, 5th Floor, Shelton, CT, US 06484  
(Street and Number or P.O. Box) (City or Town, State, Country and Zip Code)

Primary Location of Books and Records 4 Research Drive, 5th Floor  
(Street and Number)  
Shelton, CT, US 06484 203-447-4444  
(City or Town, State, Country and Zip Code) (Area Code) (Telephone Number)

Internet Website Address www.unitedhealthcare.com

Statutory Statement Contact Joseph J. Dewey, 203-447-4444  
(Name) (Area Code) (Telephone Number)  
joseph.j.dewey@uhc.com, 203-447-4451  
(E-mail Address) (FAX Number)

### OFFICERS

President Stephen John Farrell Chief Financial Officer Robert Alden Hunter  
Secretary Sarah Ann Murdock Treasurer Peter Marshall Gill

### OTHER

Patrice Evelyn Cooper, Vice President, Medicaid Operations Nyle Brent Cottingham, Vice President Heather Anastasia Lang, Assistant Secretary  
Mary Rachel Snyder, Chief Executive Officer Jessica Leigh Zuba, Assistant Secretary

### DIRECTORS OR TRUSTEES

Patrice Evelyn Cooper Stephen John Farrell Mary Rachel Snyder

State of \_\_\_\_\_ State of \_\_\_\_\_ State of \_\_\_\_\_  
County of \_\_\_\_\_ County of \_\_\_\_\_ County of \_\_\_\_\_

The officers of this reporting entity being duly sworn, each depose and say that they are the described officers of said reporting entity, and that on the reporting period stated above, all of the herein described assets were the absolute property of the said reporting entity, free and clear from any liens or claims thereon, except as herein stated, and that this statement, together with related exhibits, schedules and explanations therein contained, annexed or referred to, is a full and true statement of all the assets and liabilities and of the condition and affairs of the said reporting entity as of the reporting period stated above, and of its income and deductions therefrom for the period ended, and have been completed in accordance with the NAIC Annual Statement Instructions and Accounting Practices and Procedures manual except to the extent that: (1) state law may differ; or, (2) that state rules or regulations require differences in reporting not related to accounting practices and procedures, according to the best of their information, knowledge and belief, respectively. Furthermore, the scope of this attestation by the described officers also includes the related corresponding electronic filing with the NAIC, when required, that is an exact copy (except for formatting differences due to electronic filing) of the enclosed statement. The electronic filing may be requested by various regulators in lieu of or in addition to the enclosed statement.

Stephen John Farrell  
President

Sarah Ann Murdock  
Secretary

Robert Alden Hunter  
Chief Financial Officer

Subscribed and sworn to before me this \_\_\_\_\_ day of \_\_\_\_\_

Subscribed and sworn to before me this \_\_\_\_\_ day of \_\_\_\_\_

Subscribed and sworn to before me this \_\_\_\_\_ day of \_\_\_\_\_

- a. Is this an original filing?..... Yes [ X ] No [ ]
- b. If no,
1. State the amendment number.....
  2. Date filed.....
  3. Number of pages attached.....

**ASSETS**

	Current Statement Date			4 December 31 Prior Year Net Admitted Assets
	1 Assets	2 Nonadmitted Assets	3 Net Admitted Assets (Cols. 1 - 2)	
1. Bonds .....	219,157,840		219,157,840	216,237,291
2. Stocks:				
2.1 Preferred stocks .....			0	0
2.2 Common stocks .....			0	33,786,551
3. Mortgage loans on real estate:				
3.1 First liens .....			0	0
3.2 Other than first liens .....			0	0
4. Real estate:				
4.1 Properties occupied by the company (less \$ encumbrances) .....			0	0
4.2 Properties held for the production of income (less \$ ..... encumbrances) .....			0	0
4.3 Properties held for sale (less \$ encumbrances) .....			0	0
5. Cash (\$ .....(1,447,587) ), cash equivalents (\$ .....133,530,178 ) and short-term investments (\$ ..... ) .....	132,082,591		132,082,591	7,297,733
6. Contract loans (including \$ ..... premium notes) .....			0	0
7. Derivatives .....			0	0
8. Other invested assets .....			0	0
9. Receivables for securities .....	0		0	0
10. Securities lending reinvested collateral assets .....			0	0
11. Aggregate write-ins for invested assets .....	0	0	0	0
12. Subtotals, cash and invested assets (Lines 1 to 11) .....	351,240,431	0	351,240,431	257,321,575
13. Title plants less \$ ..... charged off (for Title insurers only) .....			0	0
14. Investment income due and accrued .....	1,331,740		1,331,740	1,412,143
15. Premiums and considerations:				
15.1 Uncollected premiums and agents' balances in the course of collection .....	25,750,340	354,655	25,395,685	29,720,710
15.2 Deferred premiums, agents' balances and installments booked but deferred and not yet due (including \$ ..... earned but unbilled premiums) .....			0	0
15.3 Accrued retrospective premiums (\$ .....2,194,476 ) and contracts subject to redetermination (\$ .....37,893,987 ) .....	40,088,463		40,088,463	46,822,808
16. Reinsurance:				
16.1 Amounts recoverable from reinsurers .....	186,822		186,822	226,115
16.2 Funds held by or deposited with reinsured companies .....			0	0
16.3 Other amounts receivable under reinsurance contracts .....	74,166		74,166	7,297
17. Amounts receivable relating to uninsured plans .....	10,510,057	48,524	10,461,533	5,537,883
18.1 Current federal and foreign income tax recoverable and interest thereon .....			0	0
18.2 Net deferred tax asset .....	3,067,512		3,067,512	4,444,960
19. Guaranty funds receivable or on deposit .....			0	0
20. Electronic data processing equipment and software .....			0	0
21. Furniture and equipment, including health care delivery assets (\$ ..... ) .....			0	0
22. Net adjustment in assets and liabilities due to foreign exchange rates .....			0	0
23. Receivables from parent, subsidiaries and affiliates .....			0	0
24. Health care (\$ .....25,739,650 ) and other amounts receivable .....	27,097,524	1,357,874	25,739,650	28,547,335
25. Aggregate write-ins for other than invested assets .....	999	999	0	429,738
26. Total assets excluding Separate Accounts, Segregated Accounts and Protected Cell Accounts (Lines 12 to 25) .....	459,348,054	1,762,052	457,586,002	374,470,564
27. From Separate Accounts, Segregated Accounts and Protected Cell Accounts .....			0	0
28. Total (Lines 26 and 27)	459,348,054	1,762,052	457,586,002	374,470,564
<b>DETAILS OF WRITE-INS</b>				
1101. ....				
1102. ....				
1103. ....				
1198. Summary of remaining write-ins for Line 11 from overflow page .....	0	0	0	0
1199. Totals (Lines 1101 through 1103 plus 1198)(Line 11 above)	0	0	0	0
2501. Prepaid Expenses .....	999	999	0	0
2502. Premium Tax Receivable .....	0	0	0	429,738
2503. ....				
2598. Summary of remaining write-ins for Line 25 from overflow page .....	0	0	0	0
2599. Totals (Lines 2501 through 2503 plus 2598)(Line 25 above)	999	999	0	429,738

**LIABILITIES, CAPITAL AND SURPLUS**

	Current Period			Prior Year
	1 Covered	2 Uncovered	3 Total	4 Total
1. Claims unpaid (less \$ .....145,415 reinsurance ceded) .....	129,203,995		129,203,995	141,313,165
2. Accrued medical incentive pool and bonus amounts .....	12,706,949		12,706,949	9,361,293
3. Unpaid claims adjustment expenses .....	1,189,982		1,189,982	1,153,055
4. Aggregate health policy reserves, including the liability of \$ .....29,402,670 for medical loss ratio rebate per the Public Health Service Act .....	32,699,906		32,699,906	4,906,363
5. Aggregate life policy reserves .....			0	0
6. Property/casualty unearned premium reserve .....			0	0
7. Aggregate health claim reserves .....	773,858		773,858	698,902
8. Premiums received in advance .....	44,211,347		44,211,347	40,902,118
9. General expenses due or accrued .....	3,917,565		3,917,565	5,749,843
10.1 Current federal and foreign income tax payable and interest thereon (including \$ ..... on realized gains (losses)) .....	18,971		18,971	1,845,983
10.2 Net deferred tax liability .....	0		0	0
11. Ceded reinsurance premiums payable .....	544,392		544,392	321,546
12. Amounts withheld or retained for the account of others .....	153,350		153,350	153,400
13. Remittances and items not allocated .....	52,535		52,535	25,337
14. Borrowed money (including \$ ..... current) and interest thereon \$ ..... (including \$ ..... current) .....			0	0
15. Amounts due to parent, subsidiaries and affiliates .....	17,687,271		17,687,271	1,346,446
16. Derivatives .....			0	0
17. Payable for securities .....			0	0
18. Payable for securities lending .....			0	0
19. Funds held under reinsurance treaties (with \$ ..... authorized reinsurers, \$ ..... unauthorized reinsurers and \$ ..... certified reinsurers) .....			0	0
20. Reinsurance in unauthorized and certified (\$ ..... ) companies .....			0	0
21. Net adjustments in assets and liabilities due to foreign exchange rates .....			0	0
22. Liability for amounts held under uninsured plans .....	9,590,343		9,590,343	3,526,342
23. Aggregate write-ins for other liabilities (including \$ .....17,182 current) .....	17,182	0	17,182	4,989
24. Total liabilities (Lines 1 to 23) .....	252,767,646	0	252,767,646	211,308,782
25. Aggregate write-ins for special surplus funds .....	XXX	XXX	0	24,645,178
26. Common capital stock .....	XXX	XXX	5,862,835	5,862,835
27. Preferred capital stock .....	XXX	XXX		
28. Gross paid in and contributed surplus .....	XXX	XXX	12,000,000	12,000,000
29. Surplus notes .....	XXX	XXX		
30. Aggregate write-ins for other than special surplus funds .....	XXX	XXX	0	0
31. Unassigned funds (surplus) .....	XXX	XXX	186,955,521	120,653,769
32. Less treasury stock, at cost:				
32.1 ..... shares common (value included in Line 26 \$ ..... ) .....	XXX	XXX		
32.2 ..... shares preferred (value included in Line 27 \$ ..... ) .....	XXX	XXX		
33. Total capital and surplus (Lines 25 to 31 minus Line 32) .....	XXX	XXX	204,818,356	163,161,782
34. Total liabilities, capital and surplus (Lines 24 and 33) .....	XXX	XXX	457,586,002	374,470,564
<b>DETAILS OF WRITE-INS</b>				
2301. Unclaimed Property .....	17,182		17,182	4,989
2302. ....				
2303. ....				
2398. Summary of remaining write-ins for Line 23 from overflow page .....	0	0	0	0
2399. Totals (Lines 2301 through 2303 plus 2398)(Line 23 above) .....	17,182	0	17,182	4,989
2501. Section 9010 ACA Subsequent Fee Year Assessment .....	XXX	XXX		24,645,178
2502. ....	XXX	XXX		
2503. ....	XXX	XXX		
2598. Summary of remaining write-ins for Line 25 from overflow page .....	XXX	XXX	0	0
2599. Totals (Lines 2501 through 2503 plus 2598)(Line 25 above) .....	XXX	XXX	0	24,645,178
3001. ....	XXX	XXX		
3002. ....	XXX	XXX		
3003. ....	XXX	XXX		
3098. Summary of remaining write-ins for Line 30 from overflow page .....	XXX	XXX	0	0
3099. Totals (Lines 3001 through 3003 plus 3098)(Line 30 above) .....	XXX	XXX	0	0

**STATEMENT OF REVENUE AND EXPENSES**

	Current Year To Date		Prior Year To Date	Prior Year Ended December 31
	1 Uncovered	2 Total	3 Total	4 Total
1. Member Months	XXX	1,471,677	1,426,121	1,895,030
2. Net premium income ( including \$ non-health premium income)	XXX	1,082,236,570	963,737,417	1,293,822,796
3. Change in unearned premium reserves and reserve for rate credits	XXX	(27,898,612)	14,638,357	11,406,432
4. Fee-for-service (net of \$ medical expenses)	XXX			0
5. Risk revenue	XXX			0
6. Aggregate write-ins for other health care related revenues	XXX	0	0	0
7. Aggregate write-ins for other non-health revenues	XXX	0	0	0
8. Total revenues (Lines 2 to 7)	XXX	1,054,337,958	978,375,774	1,305,229,228
<b>Hospital and Medical:</b>				
9. Hospital/medical benefits		723,632,228	729,492,159	961,899,910
10. Other professional services		5,801,076	4,758,411	6,410,199
11. Outside referrals				0
12. Emergency room and out-of-area				0
13. Prescription drugs		117,853,278	106,407,445	138,840,106
14. Aggregate write-ins for other hospital and medical	0	0	0	0
15. Incentive pool, withhold adjustments and bonus amounts		17,763,786	8,399,928	10,597,105
16. Subtotal (Lines 9 to 15)	0	865,050,368	849,057,943	1,117,747,320
<b>Less:</b>				
17. Net reinsurance recoveries		2,676,028	2,629,668	3,488,194
18. Total hospital and medical (Lines 16 minus 17)	0	862,374,340	846,428,275	1,114,259,126
19. Non-health claims (net)				
20. Claims adjustment expenses, including \$ 28,192,632 cost containment expenses		41,196,621	38,681,763	57,155,750
21. General administrative expenses		96,305,415	70,927,448	96,447,132
22. Increase in reserves for life and accident and health contracts (including \$ increase in reserves for life only)		2,654,000		0
23. Total underwriting deductions (Lines 18 through 22)	0	1,002,530,376	956,037,486	1,267,862,008
24. Net underwriting gain or (loss) (Lines 8 minus 23)	XXX	51,807,582	22,338,288	37,367,220
25. Net investment income earned		4,329,645	5,203,519	6,864,164
26. Net realized capital gains (losses) less capital gains tax of \$ 121		456	325,218	321,771
27. Net investment gains (losses) (Lines 25 plus 26)	0	4,330,101	5,528,737	7,185,935
28. Net gain or (loss) from agents' or premium balances charged off [(amount recovered \$ 208,884 ) (amount charged off \$ 461,223 )]		(252,339)	(321,035)	(442,023)
29. Aggregate write-ins for other income or expenses	0	(32)	0	0
30. Net income or (loss) after capital gains tax and before all other federal income taxes (Lines 24 plus 27 plus 28 plus 29)	XXX	55,885,312	27,545,990	44,111,132
31. Federal and foreign income taxes incurred	XXX	17,482,851	5,193,026	8,980,082
32. Net income (loss) (Lines 30 minus 31)	XXX	38,402,461	22,352,964	35,131,050
<b>DETAILS OF WRITE-INS</b>				
0601.	XXX			
0602.	XXX			
0603.	XXX			
0698. Summary of remaining write-ins for Line 6 from overflow page	XXX	0	0	0
0699. Totals (Lines 0601 through 0603 plus 0698)(Line 6 above)	XXX	0	0	0
0701.	XXX			
0702.	XXX			
0703.	XXX			
0798. Summary of remaining write-ins for Line 7 from overflow page	XXX	0	0	0
0799. Totals (Lines 0701 through 0703 plus 0798)(Line 7 above)	XXX	0	0	0
1401.				
1402.				
1403.				
1498. Summary of remaining write-ins for Line 14 from overflow page	0	0	0	0
1499. Totals (Lines 1401 through 1403 plus 1498)(Line 14 above)	0	0	0	0
2901. Fines and Penalties	0	(32)	0	0
2902.				
2903.				
2998. Summary of remaining write-ins for Line 29 from overflow page	0	0	0	0
2999. Totals (Lines 2901 through 2903 plus 2998)(Line 29 above)	0	(32)	0	0

**STATEMENT OF REVENUE AND EXPENSES (Continued)**

	1 Current Year to Date	2 Prior Year to Date	3 Prior Year Ended December 31
<b>CAPITAL AND SURPLUS ACCOUNT</b>			
33. Capital and surplus prior reporting year.....	163,161,782	132,604,785	132,604,785
34. Net income or (loss) from Line 32.....	38,402,461	22,352,964	35,131,050
35. Change in valuation basis of aggregate policy and claim reserves.....			
36. Change in net unrealized capital gains (losses) less capital gains tax of \$ 6,155.....	24,366	56,309	84,721
37. Change in net unrealized foreign exchange capital gain or (loss).....			0
38. Change in net deferred income tax.....	(1,371,293)	4,191	1,166,562
39. Change in nonadmitted assets.....	9,601,040	(1,973,136)	(5,825,336)
40. Change in unauthorized and certified reinsurance.....	0	0	0
41. Change in treasury stock.....	0	0	0
42. Change in surplus notes.....	0	0	0
43. Cumulative effect of changes in accounting principles.....			
44. Capital Changes:			
44.1 Paid in.....			0
44.2 Transferred from surplus (Stock Dividend).....	0	0	0
44.3 Transferred to surplus.....			
45. Surplus adjustments:			
45.1 Paid in.....	0	0	0
45.2 Transferred to capital (Stock Dividend).....			
45.3 Transferred from capital.....			
46. Dividends to stockholders.....	(5,000,000)		
47. Aggregate write-ins for gains or (losses) in surplus.....	0	0	0
48. Net change in capital & surplus (Lines 34 to 47).....	41,656,574	20,440,328	30,556,997
49. Capital and surplus end of reporting period (Line 33 plus 48)	204,818,356	153,045,113	163,161,782
<b>DETAILS OF WRITE-INS</b>			
4701. ....			
4702. ....			
4703. ....			
4798. Summary of remaining write-ins for Line 47 from overflow page.....	0	0	0
4799. Totals (Lines 4701 through 4703 plus 4798)(Line 47 above)	0	0	0

**CASH FLOW**

	1 Current Year To Date	2 Prior Year To Date	3 Prior Year Ended December 31
<b>Cash from Operations</b>			
1. Premiums collected net of reinsurance .....	1,094,121,600	953,937,155	1,277,177,873
2. Net investment income .....	5,478,370	5,893,984	7,781,273
3. Miscellaneous income .....	0	0	0
4. Total (Lines 1 to 3) .....	1,099,599,970	959,831,139	1,284,959,146
5. Benefit and loss related payments .....	858,627,850	819,982,597	1,089,097,398
6. Net transfers to Separate Accounts, Segregated Accounts and Protected Cell Accounts .....			
7. Commissions, expenses paid and aggregate write-ins for deductions .....	138,093,180	107,750,727	158,845,302
8. Dividends paid to policyholders .....			
9. Federal and foreign income taxes paid (recovered) net of \$ .....0 tax on capital gains (losses) .....	19,309,983	5,651,238	8,413,238
10. Total (Lines 5 through 9) .....	1,016,031,013	933,384,562	1,256,355,938
11. Net cash from operations (Line 4 minus Line 10) .....	83,568,957	26,446,577	28,603,208
<b>Cash from Investments</b>			
12. Proceeds from investments sold, matured or repaid:			
12.1 Bonds .....	26,336,944	49,680,146	57,019,445
12.2 Stocks .....	747,465,042	997,899,968	1,321,956,856
12.3 Mortgage loans .....	0	0	0
12.4 Real estate .....	0	0	0
12.5 Other invested assets .....	0	0	0
12.6 Net gains or (losses) on cash, cash equivalents and short-term investments .....	0	24	24
12.7 Miscellaneous proceeds .....	0	0	0
12.8 Total investment proceeds (Lines 12.1 to 12.7) .....	773,801,986	1,047,580,138	1,378,976,325
13. Cost of investments acquired (long-term only):			
13.1 Bonds .....	30,287,763	42,264,904	58,820,441
13.2 Stocks .....	713,678,491	1,017,583,777	1,344,121,432
13.3 Mortgage loans .....	0	0	0
13.4 Real estate .....	0	0	0
13.5 Other invested assets .....	0	0	0
13.6 Miscellaneous applications .....	0	2,473,730	4,001,250
13.7 Total investments acquired (Lines 13.1 to 13.6) .....	743,966,254	1,062,322,411	1,406,943,123
14. Net increase (or decrease) in contract loans and premium notes .....	0	0	0
15. Net cash from investments (Line 12.8 minus Line 13.7 and Line 14) .....	29,835,732	(14,742,273)	(27,966,798)
<b>Cash from Financing and Miscellaneous Sources</b>			
16. Cash provided (applied):			
16.1 Surplus notes, capital notes .....	0	0	0
16.2 Capital and paid in surplus, less treasury stock .....	0	0	0
16.3 Borrowed funds .....	0	0	0
16.4 Net deposits on deposit-type contracts and other insurance liabilities .....	0	0	0
16.5 Dividends to stockholders .....	5,000,000	0	0
16.6 Other cash provided (applied) .....	16,380,169	(821,018)	997,921
17. Net cash from financing and miscellaneous sources (Line 16.1 through Line 16.4 minus Line 16.5 plus Line 16.6) .....	11,380,169	(821,018)	997,921
<b>RECONCILIATION OF CASH, CASH EQUIVALENTS AND SHORT-TERM INVESTMENTS</b>			
18. Net change in cash, cash equivalents and short-term investments (Line 11, plus Lines 15 and 17) .....	124,784,858	10,883,286	1,634,331
19. Cash, cash equivalents and short-term investments:			
19.1 Beginning of year .....	7,297,733	5,663,402	5,663,402
19.2 End of period (Line 18 plus Line 19.1) .....	132,082,591	16,546,688	7,297,733

Note: Supplemental disclosures of cash flow information for non-cash transactions:

--	--	--	--

**EXHIBIT OF PREMIUMS, ENROLLMENT AND UTILIZATION**

	1 Total	Comprehensive (Hospital & Medical)		4 Medicare Supplement	5 Vision Only	6 Dental Only	7 Federal Employees Health Benefit Plan	8 Title XVIII Medicare	9 Title XIX Medicaid	10 Other
		2 Individual	3 Group							
<b>Total Members at end of:</b>										
1. Prior Year .....	155,497	30	1,204	0	0	0	0	71,247	83,016	0
2. First Quarter .....	159,145	25	1,152	0	0	0	0	75,421	82,547	0
3. Second Quarter .....	165,448	25	1,062	0	0	0	0	76,575	87,786	0
4. Third Quarter .....	169,167	25	1,020	0	0	0	0	77,937	90,185	0
5. Current Year	0	0	0	0	0	0	0	0	0	0
6. Current Year Member Months	1,471,677	224	9,877	0	0	0	0	686,924	774,652	0
<b>Total Member Ambulatory Encounters for Period:</b>										
7. Physician .....	1,590,425	208	6,859					996,732	586,626	
8. Non-Physician .....	775,275	30	160					490,804	284,281	
9. Total	2,365,700	238	7,019	0	0	0	0	1,487,536	870,907	0
10. Hospital Patient Days Incurred	127,813	1	79	0	0	0	0	52,697	75,036	0
11. Number of Inpatient Admissions	32,464	1	32	0	0	0	0	9,617	22,814	0
12. Health Premiums Written (a) .....	1,087,034,241	88,084	4,788,871	0	0	0	0	678,703,419	403,453,867	0
13. Life Premiums Direct .....	0	0	0	0	0	0	0	0	0	0
14. Property/Casualty Premiums Written .....	0	0	0	0	0	0	0	0	0	0
15. Health Premiums Earned .....	1,059,135,629	88,084	4,786,755	0	0	0	0	651,115,941	403,144,849	0
16. Property/Casualty Premiums Earned .....	0	0	0	0	0	0	0	0	0	0
17. Amount Paid for Provision of Health Care Services.....	862,023,883	68,951	2,930,043	0	0	0	0	500,718,457	358,306,432	0
18. Amount Incurred for Provision of Health Care Services	865,050,368	40,497	2,837,720	0	0	0	0	493,396,352	368,775,799	0

(a) For health premiums written: amount of Medicare Title XVIII exempt from state taxes or fees \$ .....678,703,419





## UNDERWRITING AND INVESTMENT EXHIBIT

### ANALYSIS OF CLAIMS UNPAID - PRIOR YEAR - NET OF REINSURANCE

Line of Business	Claims Paid Year to Date		Liability End of Current Quarter		5 Claims Incurred in Prior Years (Columns 1 + 3)	6 Estimated Claim Reserve and Claim Liability December 31 of Prior Year
	1 On Claims Incurred Prior to January 1 of Current Year	2 On Claims Incurred During the Year	3 On Claims Unpaid Dec. 31 of Prior Year	4 On Claims Incurred During the Year		
1. Comprehensive (hospital and medical) .....	103,992	1,082,712	10,923	305,692	114,915	352,463
2. Medicare Supplement .....	0	0	0	0	0	0
3. Dental Only .....	0	0	0	0	0	0
4. Vision Only .....	0	0	0	0	0	0
5. Federal Employees Health Benefits Plan .....	0	0	0	0	0	0
6. Title XVIII - Medicare .....	55,536,836	433,792,378	846,426	74,016,579	56,383,262	86,075,852
7. Title XIX - Medicaid .....	39,524,620	314,305,059	6,617,248	48,180,986	46,141,868	55,583,752
8. Other health .....	0	0	0	0	0	0
9. Health subtotal (Lines 1 to 8) .....	95,165,448	749,180,149	7,474,597	122,503,257	102,640,045	142,012,067
10. Healthcare receivables (a) .....	1,722,093	22,830,201	0	2,545,229	1,722,093	39,492,741
11. Other non-health .....	0	0	0	0	0	0
12. Medical incentive pools and bonus amounts .....	11,792,688	2,529,397	716,317	11,990,632	12,509,005	9,361,292
13. Totals (Lines 9-10+11+12)	105,236,043	728,879,345	8,190,914	131,948,660	113,426,957	111,880,618

(a) Excludes \$ ..... loans or advances to providers not yet expensed.

## NOTES TO FINANCIAL STATEMENTS

### 1. SUMMARY OF SIGNIFICANT ACCOUNTING POLICIES AND GOING CONCERN

#### A. Accounting Practices

The statutory basis financial statements of the UnitedHealthcare of New England, Inc. ("the Company") are presented on the basis of accounting practices prescribed and permitted by the Rhode Island Department of Business Regulation ("the Department").

The Department recognizes only statutory accounting practices, prescribed and permitted by the state of Rhode Island ("the State"), for determining and reporting the financial condition and results of operations of a health maintenance organization ("HMO"), for determining its solvency under Rhode Island Insurance Law. The State prescribes the use of the National Association of Insurance Commissioners' ("NAIC") Accounting Practices and Procedures manual ("NAIC SAP") in effect for the accounting periods covered in the statutory basis financial statements.

No significant differences exist between the practices prescribed and permitted by the State and the NAIC SAP which materially affect the statutory basis net income and capital and surplus, as illustrated in the table below:

	SSAP #	F/S Page #	F/S Line #	September 30, 2020	December 31, 2019
<b>Net Income</b>					
(1) Company state basis (Page 4, Line 32, Columns 2 & 4)	XXX	XXX	XXX	\$ 38,402,461	\$ 35,131,050
(2) State prescribed practices that are an increase/(decrease) from NAIC SAP: Not Applicable				-	-
(3) State permitted practices that are an increase/(decrease) from NAIC SAP: Not Applicable				-	-
(4) NAIC SAP (1 - 2 - 3 = 4)	XXX	XXX	XXX	<u>\$ 38,402,461</u>	<u>\$ 35,131,050</u>
<b>Capital and Surplus</b>					
(5) Company state basis (Page 3, Line 33, Columns 3 & 4)	XXX	XXX	XXX	\$ 204,818,356	\$ 163,161,782
(6) State prescribed practices that are an increase/(decrease) from NAIC SAP: Not Applicable				-	-
(7) State permitted practices that are an increase/(decrease) from NAIC SAP: Not Applicable				-	-
(8) NAIC SAP (5 - 6 - 7 = 8)	XXX	XXX	XXX	<u>\$ 204,818,356</u>	<u>\$ 163,161,782</u>

#### B. Use of Estimates in the Preparation of the Statutory Basis Financial Statements

No significant change.

#### C. Accounting Policy

- (1) No significant change.
- (2) The Company does not have any mandatory convertible securities or Securities Valuation Office of the NAIC ("SVO") identified funds (i.e.: exchange traded funds or bond mutual funds) in its bond portfolio.
- (3-5) No significant change.
- (6) U.S. government and agency securities and corporate debt securities include loan-backed securities (mortgage-backed securities and asset-backed securities), which are valued using the retrospective adjustment methodology. Prepayment assumptions for the determination of the book/adjusted carrying value, commonly referred to as amortized cost, of loan-backed securities are based on a three-month constant prepayment rate history obtained from external data source vendors. The Company's investment policy limits investments in nonagency residential mortgage-backed securities, including home equity and sub-prime mortgages, to 10% of total cash and invested assets. Total combined investments in mortgage-backed securities and asset-backed securities cannot exceed more than 30% of total cash and invested assets.

(7–13) No significant change.

**Recently Issued Accounting Standards** — In May 2020, the NAIC revised Statement of Statutory Accounting Principles (“SSAP”) No. 2R, *Cash, Cash Equivalents, Drafts, and Short-Term Investments* (“SSAP No. 2R”) for the presentation of qualifying cash pools. The revision clarified the types of cash pooling structures and the investments required to be maintained in those structures for the cash pools to qualify as cash, cash equivalents or short-term investments. This revised guidance is effective for reporting periods on and after January 1, 2021 with early adoption permitted. The Company has elected to early adopt the revised change effective June 2020 (see Note 5 and Note 20).

**D. Going Concern**

The Company has the ability and will continue to operate for a period of time sufficient to carry out its commitments, obligations and business objectives.

**2. ACCOUNTING CHANGES AND CORRECTION OF ERRORS**

No significant change.

**3. BUSINESS COMBINATIONS AND GOODWILL**

A–D. No significant change.

**4. DISCONTINUED OPERATIONS**

**A. Discontinued Operation Disposed of or Classified as Held for Sale**

(1–4) No significant change.

**B. Change in Plan of Sale of Discontinued Operations** — Not applicable.

**C. Nature of any Significant Continuing Involvement with Discontinued Operations after Disposal** — Not applicable.

**D. Equity Interest Retained in the Discontinued Operation after Disposal** — Not applicable.

**5. INVESTMENTS**

**A. Mortgage Loans, including Mezzanine Real Estate Loans**

No significant change.

**B. Debt Restructuring**

No significant change.

**C. Reverse Mortgages**

No significant change.

**D. Loan-Backed Securities**

(1) U.S. government and agency securities and corporate debt securities include loan-backed securities (mortgage-backed securities and asset-backed securities), which are valued using the retrospective adjustment methodology. Prepayment assumptions for the determination of the book/adjusted carrying value, commonly referred to as amortized cost, of loan-backed securities are based on a three-month constant prepayment rate history obtained from external data source vendors.

(2) The Company did not recognize any other-than-temporary impairments (“OTTIs”) on loan-backed securities as of September 30, 2020.

(3) The Company did not have any loan-backed securities with OTTIs to report by CUSIP as of September 30, 2020.

- (4) The following table illustrates the fair value, gross unrecognized unrealized losses, and length of time that the loan-backed securities have been in a continuous unrecognized unrealized loss position as of September 30, 2020 and December 31, 2019:

	<b>September 30, 2020</b>
The aggregate amount of unrealized losses:	
1. Less than 12 months	\$ 35,864
2. 12 months or longer	29,144
The aggregate related fair value of securities with unrealized losses:	
1. Less than 12 months	5,608,914
2. 12 months or longer	1,983,858
	<b>December 31, 2019</b>
The aggregate amount of unrealized losses:	
1. Less than 12 months	\$ 33,320
2. 12 months or longer	33,365
The aggregate related fair value of securities with unrealized losses:	
1. Less than 12 months	11,291,253
2. 12 months or longer	3,905,037

- (5) The Company believes that it will continue to collect timely the principal and interest due on its loan-backed securities that have an amortized cost in excess of fair value. The unrealized losses were primarily caused by interest rate changes and not by unfavorable changes in the credit quality associated with these securities that impacted the assessment on collectability of principle and interest. At each reporting period, the Company evaluates available-for-sale debt securities for any credit-related impairment when the fair value of the investment is less than its amortized cost. The Company evaluated the expected cash flows, the underlying credit quality and credit ratings of the issuers, and the potential economic impacts of COVID-19 on the issuers, noting no significant credit deterioration since purchase. As of September 30, 2020, the unrealized loss on any security that the Company classified as intent to sell was not material to the Company's investment portfolio. Any other securities in an unrealized loss position as of September 30, 2020, the Company considers to be temporary.

- E. Dollar Repurchase Agreements and/or Securities Lending Transactions** — Not applicable.
- F. Repurchase Agreements Transactions Accounted for as Secured Borrowing** — Not applicable.
- G. Reverse Repurchase Agreements Transactions Accounted for as Secured Borrowing** — Not applicable.
- H. Repurchase Agreements Transactions Accounted for as a Sale** — Not applicable.
- I. Reverse Repurchase Agreements Transactions Accounted for as a Sale** — Not applicable.
- J. Real Estate** — Not applicable.
- K. Low-Income Housing Tax Credits** — Not applicable.
- L. Restricted Assets** — No significant change.
- M. Working Capital Finance Investments** — Not applicable.
- N. Offsetting and Netting of Assets and Liabilities**

The Company does not have any offsetting or netting of assets and liabilities as it relates to derivatives, repurchase and reverse repurchase agreements, and securities borrowing and securities lending activities.

**O. 5GI Securities**

The Company does not have any investments with an NAIC designation of 5GI as of September 30, 2020 and December 31, 2019.

- P. Short Sales** — Not applicable
- Q. Prepayment Penalty and Acceleration Fees** — No significant change.
- R. Reporting Entity's Share of Cash Pool by Asset Type**

Pursuant to the early adoption of SSAP No. 2R in June 2020 (see Note 1), the Company's investment in the qualified cash pool is being reported in cash equivalents. Prior to the early adoption, the qualified cash pool was being reported in short-term investments. The Company's investment in the qualified cash pool balance is \$122,837,605 and \$33,786,551 as of September 30, 2020 and December 31, 2019, respectively.

The following table presents the percent share distribution by asset type of the total qualified cash pool balance as of September 30, 2020:

Asset Type	Percent Share
(1) Cash	0%
(2) Cash Equivalents	81%
(3) Short-Term Investments	19%
(4) Total	100%

## 6. JOINT VENTURES, PARTNERSHIPS, AND LIMITED LIABILITY COMPANIES

A–B. No significant change.

## 7. INVESTMENT INCOME

A–B. No significant change.

## 8. DERIVATIVE INSTRUMENTS

A–B. No significant change.

## 9. INCOME TAXES

A–C. No significant change.

D. The ratio between the provision for federal income taxes incurred and net income before federal income taxes and net realized capital gains has changed from the prior year primarily due to the annual health insurer fee ("HIF") under Section 9010 of the Patient Protection and Affordable Care Act ("ACA"). In 2020, the HIF is included in the statutory basis statements of operations, but is non-deductible for income tax purposes. The Company was required to expense 100% of the estimated annual fee on January 1, 2020. The Company's estimated HIF expense is \$24,707,253 in 2020 which was paid in September 2020. Due to the moratorium in 2019, there was no HIF included in the 2019 statutory basis statements of operations.

E–I. No significant change.

## 10. INFORMATION CONCERNING PARENT, SUBSIDIARIES, AND AFFILIATES

### A–O. Material Related Party Transactions

On May 15, 2020, the Company declared an ordinary cash dividend of \$5,000,000 to the sole shareholder, UHS, and was paid on June 22, 2020 (see Note 13).

## 11. DEBT

A–B. The Company had no outstanding debt with third-parties or outstanding Federal Home Loan Bank agreements during 2020 and 2019.

## 12. RETIREMENT PLANS, DEFERRED COMPENSATION, POSTEMPLOYMENT BENEFITS AND COMPENSATED ABSENCES, AND OTHER POSTRETIREMENT BENEFIT PLANS

A–I. The Company has no defined benefit plans, defined contribution plans, multiemployer plans, consolidated/holding company plans, postemployment benefits, and compensated absences plans and is not impacted by the Medicare Modernization Act on postretirement benefits, since all personnel are employees of United HealthCare Services, Inc. ("UHS"), which provides services to the Company under the terms of a management agreement ("the Agreement").

## 13. CAPITAL AND SURPLUS, SHAREHOLDERS' DIVIDEND RESTRICTIONS, AND QUASI-REORGANIZATIONS

(1–3) No significant change.

(4) On May 15, 2020, the Company declared an ordinary cash dividend of \$5,000,000 to the sole shareholder, UHS, and was paid on June 22, 2020. The ordinary dividend complied with the provisions set forth in the statutes of Rhode Island. The dividend was recorded as a reduction to unassigned surplus in the statutory basis statements of admitted assets, liabilities, and capital and surplus.

(5–13) No significant change

**14. LIABILITIES, CONTINGENCIES AND ASSESSMENTS**

A–F. No significant change.

**15. LEASES**

A–B. No significant change.

**16. INFORMATION ABOUT FINANCIAL INSTRUMENTS WITH OFF-BALANCE-SHEET RISK AND FINANCIAL INSTRUMENTS WITH CONCENTRATIONS OF CREDIT RISK**

(1–4) No significant change.

**17. SALE, TRANSFER, AND SERVICING OF FINANCIAL ASSETS AND EXTINGUISHMENTS OF LIABILITIES**

A–C. The Company did not participate in any transfers of receivables, financial assets, or wash sales as of September 30, 2020 or December 31, 2019.

**18. GAIN OR LOSS TO THE REPORTING ENTITY FROM UNINSURED PLANS AND THE UNINSURED PORTION OF PARTIALLY INSURED PLANS**

A–B. No significant change.

**C. Medicare or Other Similarly Structured Cost Based Reimbursement Contract**

The Medicare Part D program is a partially insured plan. The Company recorded a payable in liability for amounts held under uninsured plans in the statutory basis statements of admitted assets, liabilities, and capital and surplus of \$2,249,506 and a receivable in amounts receivable relating to uninsured plans of \$1,286,075 at September 30, 2020 and December 31, 2019, respectively, for cost reimbursement under the Medicare Part D program for the catastrophic reinsurance and low-income member cost-sharing subsidies as described in Note 1, *Amounts Receivable Relating to Uninsured Plans* and *Liability for Amounts Held Under Uninsured Plans*. The Company also recorded a receivable of \$8,212,027 and \$4,251,808 and also a payable of \$7,051,039 and \$2,512,055 at September 30, 2020 and December 31, 2019, respectively, for the Medicare Part D Coverage Gap Discount Program as described in Note 1, *Amounts Receivable Relating to Uninsured Plans* and *Liability for Amounts Held Under Uninsured Plans*.

The Company's Medicaid contract with the State includes provisions for various types of enhanced payments to participating providers. Funds are received from the State and the Company subsequently disburses these funds to providers as directed by the State. There is no risk to the Company as a result of these pass-through payments. The Company recorded a payable of \$2,539,304 and \$1,014,287 as of September 30, 2020 and December 31, 2019, respectively, in liability for amounts held under uninsured plans in the statutory basis statements of admitted assets, liabilities, and capital and surplus for the additional pass-through payments to providers.

**19. DIRECT PREMIUM WRITTEN/PRODUCED BY MANAGING GENERAL AGENTS/THIRD-PARTY ADMINISTRATORS**

No significant change.

**20. FAIR VALUE MEASUREMENT**

The NAIC SAP defines fair value, establishes a framework for measuring fair value, and outlines the disclosure requirements related to fair value measurements. The fair value hierarchy is as follows:

*Level 1* — Quoted (unadjusted) prices for identical assets in active markets.

*Level 2* — Other observable inputs, either directly or indirectly, including:

- Quoted prices for similar assets in active markets;
- Quoted prices for identical or similar assets in nonactive markets (few transactions, limited information, noncurrent prices, high variability over time, etc.);
- Inputs other than quoted prices that are observable for the asset (interest rates, yield curves, volatilities, default rates, etc.);
- Inputs that are derived principally from or corroborated by other observable market data.

*Level 3* — Unobservable inputs that cannot be corroborated by observable market data.

The estimated fair values of bonds, common stocks, and cash equivalents (collectively “investment holdings”) are based on quoted market prices, where available. The Company obtains one price for each security primarily from a third-party pricing service (“pricing service”), which generally uses quoted prices or other observable inputs for the determination of fair value. The pricing service normally derives the security prices through recently reported trades for identical or similar securities, making adjustments through the reporting date based upon available observable market information. For securities not actively traded, the pricing service may use quoted market prices of comparable instruments or discounted cash flow analyses, incorporating inputs that are currently observable in the markets for similar securities. Inputs that are often used in the valuation methodologies include, but are not limited to, non-binding broker quotes, benchmark yields, credit spreads, default rates and prepayment speeds. As the Company is responsible for the determination of fair value, it performs quarterly analyses on the prices received from the pricing service to determine whether the prices are reasonable estimates of fair value. Specifically, the Company compares the prices received from the pricing service to a secondary pricing source; prices reported by its custodian, its investment consultant and third-party investment advisors. Additionally, the Company compares changes in the reported market values and returns to relevant market indices to test the reasonableness of the reported prices. The Company’s internal price verification procedures and review of fair value methodology documentation provided by independent pricing services have not historically resulted in an adjustment in the prices obtained from the pricing service.

In instances in which the inputs used to measure fair value fall into different levels of the fair value hierarchy, the fair value measurement has been determined based on the lowest-level input that is significant to the fair value measurement in its entirety. The Company’s assessment of the significance of a particular item to the fair value measurement in its entirety requires judgment, including the consideration of inputs specific to the asset or liability.

## **A. Fair Value**

### **(1) Fair Value Measurements at Reporting Date**

The following tables present information about the Company’s financial assets that are measured and reported at fair value at September 30, 2020 and December 31, 2019, in the statutory basis statements of admitted assets, liabilities, and capital and surplus according to the valuation techniques the Company used to determine their fair values:

STATEMENT AS OF SEPTEMBER 30, 2020 OF THE UnitedHealthcare of New England, Inc.

September 30, 2020					
Description for Each Class of Asset or Liability	(Level 1)	(Level 2)	(Level 3)	Net Asset Value (NAV)	Total
a. Assets at fair value:					
Perpetual preferred stock:					
Industrial and misc	\$ -	\$ -	\$ -	\$ -	\$ -
Parent, subsidiaries, and affiliates	-	-	-	-	-
Total perpetual preferred stocks	-	-	-	-	-
Bonds:					
U.S. governments	4,468,029	-	-	-	4,468,029
Industrial and misc	-	-	-	-	-
Hybrid securities	-	-	-	-	-
Parent, subsidiaries, and affiliates	-	-	-	-	-
Total bonds	4,468,029	-	-	-	4,468,029
Common stock:					
Industrial and misc	-	-	-	-	-
Parent, subsidiaries, and affiliates	-	-	-	-	-
Total common stock	-	-	-	-	-
Derivative assets:					
Interest rate contracts	-	-	-	-	-
Foreign exchange contracts	-	-	-	-	-
Credit contracts	-	-	-	-	-
Commodity futures contracts	-	-	-	-	-
Commodity forward contracts	-	-	-	-	-
Total derivatives	-	-	-	-	-
Money-market funds	10,692,573	-	-	-	10,692,573
Separate account assets	-	-	-	-	-
Total assets at fair value/NAV	<u>\$ 15,160,602</u>	<u>\$ -</u>	<u>\$ -</u>	<u>\$ -</u>	<u>\$ 15,160,602</u>
b. Liabilities at fair value:					
Derivative liabilities	\$ -	\$ -	\$ -	\$ -	\$ -
Total liabilities at fair value	<u>\$ -</u>	<u>\$ -</u>	<u>\$ -</u>	<u>\$ -</u>	<u>\$ -</u>

December 31, 2019					
Description for Each Class of Asset or Liability	(Level 1)	(Level 2)	(Level 3)	Net Asset Value (NAV)	Total
a. Assets at fair value:					
Perpetual preferred stock:					
Industrial and misc	\$ -	\$ -	\$ -	\$ -	\$ -
Parent, subsidiaries, and affiliates	-	-	-	-	-
Total perpetual preferred stocks	-	-	-	-	-
Bonds:					
U.S. governments	-	-	-	-	-
Industrial and misc	-	-	-	-	-
Hybrid securities	-	-	-	-	-
Parent, subsidiaries, and affiliates	-	-	-	-	-
Total bonds	-	-	-	-	-
Common stock:					
Industrial and misc	33,786,551	-	-	-	33,786,551
Parent, subsidiaries, and affiliates	-	-	-	-	-
Total common stock	33,786,551	-	-	-	33,786,551
Derivative assets:					
Interest rate contracts	-	-	-	-	-
Foreign exchange contracts	-	-	-	-	-
Credit contracts	-	-	-	-	-
Commodity futures contracts	-	-	-	-	-
Commodity forward contracts	-	-	-	-	-
Total derivatives	-	-	-	-	-
Money-market funds	8,888,204	-	-	-	8,888,204
Separate account assets	-	-	-	-	-
Total assets at fair value/NAV	<u>\$ 42,674,755</u>	<u>\$ -</u>	<u>\$ -</u>	<u>\$ -</u>	<u>\$ 42,674,755</u>
b. Liabilities at fair value:					
Derivative liabilities	\$ -	\$ -	\$ -	\$ -	\$ -
Total liabilities at fair value	<u>\$ -</u>	<u>\$ -</u>	<u>\$ -</u>	<u>\$ -</u>	<u>\$ -</u>

- (2) The Company does not have any financial assets with a fair value hierarchy of Level 3 that were measured and reported at fair value for the nine months ended September 30, 2020 and the year ended December 31, 2019.
- (3) Transfers between fair value hierarchy levels, if any, are recorded as of the beginning of the reporting period in which the transfer occurs. There were no transfers between Levels 1, 2 or 3 of any financial assets or liabilities during the nine months ended September 30, 2020 and the year ended December 31, 2019.
- (4) The framework the Company has established for determining the fair value of the investment holdings is outlined above.



(5) The Company has no derivative assets and liabilities to disclose.

**B. Fair Value Combination** — Not applicable.

**C. Aggregate Fair Value Hierarchy**

Pursuant to the early adoption of SSAP No. 2R in June 2020 (see Note 1), the Company's investment in the qualified cash pool is being reported in cash equivalents in the September 30, 2020 table below. Prior to the early adoption, the qualified cash pool was being reported in common stock and presented in equity in the December 31, 2019 table below. The Company's investment in the qualified cash pool balance is \$122,837,605 and \$33,786,551 as of September 30, 2020 and December 31, 2019, respectively.

The aggregate fair value by hierarchy of all financial instruments as of September 30, 2020 and December 31, 2019, is presented in the table below:

Types of Financial Investment	September 30, 2020					Net Asset Value (NAV)	Not Practicable (Carrying Value)
	Aggregate Fair Value	Admitted Assets	(Level 1)	(Level 2)	(Level 3)		
U.S. government and agency securities	\$ 80,025,587	\$ 74,717,369	\$ 38,607,390	\$ 41,418,197	\$ -	\$ -	\$ -
State and agency municipal securities	29,916,512	28,035,334	-	29,916,512	-	-	-
City and county municipal securities	21,055,264	19,653,332	-	21,055,264	-	-	-
Corporate debt securities	101,043,292	96,751,806	-	101,043,292	-	-	-
Cash equivalents	<u>133,530,178</u>	<u>133,530,178</u>	<u>133,530,178</u>	<u>-</u>	<u>-</u>	<u>-</u>	<u>-</u>
Total bonds and cash equivalents	<u>\$ 365,570,833</u>	<u>\$ 352,688,019</u>	<u>\$ 172,137,568</u>	<u>\$ 193,433,265</u>	<u>\$ -</u>	<u>\$ -</u>	<u>\$ -</u>

Types of Financial Investment	December 31, 2019					Net Asset Value (NAV)	Not Practicable (Carrying Value)
	Aggregate Fair Value	Admitted Assets	(Level 1)	(Level 2)	(Level 3)		
U.S. government and agency securities	\$ 84,586,598	\$ 82,521,794	\$ 35,823,061	\$ 48,763,537	\$ -	\$ -	\$ -
State and agency municipal securities	25,758,643	24,498,356	-	25,758,643	-	-	-
City and county municipal securities	18,597,670	17,671,645	-	18,597,670	-	-	-
Corporate debt securities	93,166,024	91,545,496	-	93,166,024	-	-	-
Cash equivalents	8,888,204	8,888,204	8,888,204	-	-	-	-
Equity (including marketable common stock)	<u>33,786,551</u>	<u>33,786,551</u>	<u>33,786,551</u>	<u>-</u>	<u>-</u>	<u>-</u>	<u>-</u>
Total bonds, cash equivalents and equity (including marketable common stocks)	<u>\$ 264,783,690</u>	<u>\$ 258,912,046</u>	<u>\$ 78,497,816</u>	<u>\$ 186,285,874</u>	<u>\$ -</u>	<u>\$ -</u>	<u>\$ -</u>

**D. Not Practicable to Estimate Fair Value** — Not applicable.

**E. Investments Measured Using the NAV Practical Expedient** – Not applicable.

## 21. OTHER ITEMS

### COVID-19 Trends and Uncertainties

The COVID-19 pandemic continues to evolve and the ultimate impact on the Company and its statutory basis, results of operations, financial condition and cash flows remains uncertain and difficult to predict. During the second quarter, the global health system experienced unprecedented levels of care deferral, which impacted all of our businesses. As the pandemic advanced, access to and demand for care was most constrained from mid-March through April, began to recover in May and June and restored to near normal seasonal levels in the third quarter. The temporary deferral of care may cause care patterns to moderately exceed normal baselines in future periods as utilization of health system capacity continues to increase. From time to time, health system capacity may be subject to possible increased volatility due to the pandemic.

The Company has taken various measures which could include expanded benefit coverage in areas such as COVID-19 care and testing, telemedicine, and pharmacy benefits; provided customers assistance in the form of co-pay waivers and premium forgiveness; offered additional enrollment opportunities to those who previously declined employer-sponsored offerings; extended certain premium payment terms for customers experiencing financial hardship; simplified administrative practices; and accelerated payments to care providers, all with the aim of assisting our customers, providers and members in addressing the COVID-19 crisis. Increased consumer demand for care, potentially even higher acuity care, along with continued COVID-19 care and testing costs are expected to result in increased future medical costs. Disrupted care patterns, as a result of the pandemic, may temporarily affect the ability to obtain complete member health status information, impacting future revenue in businesses that utilize risk adjustment methodologies. The ultimate overall impact is uncertain and dependent on the future pacing and intensity of the pandemic, the duration of policies and initiatives to address COVID-19, and the progress of an uncertain economic recovery.

**A-I.** No significant change.

## 22. EVENTS SUBSEQUENT

Subsequent events have been evaluated through November 12, 2020, which is the date these statutory basis financial statements were available for issuance.

**TYPE I — Recognized Subsequent Events**

Any material Type I events subsequent to September 30, 2020, have been recognized in the statutory basis financial statements and corresponding disclosures.

**TYPE II — Non-Recognized Subsequent Events**

There are no material non-recognized Type II events that require disclosure.

**23. REINSURANCE**

**A–D.** No significant change.

**24. RETROSPECTIVELY RATED CONTRACTS AND CONTRACTS SUBJECT TO REDETERMINATION**

**A–B.** No significant change.

**C.** Pursuant to the ACA, the Company's commercial business is subject to retrospectively rated features based on the actual medical loss ratios experienced on the commercial lines of business and redetermination features for premium adjustments for changes to each member's health scores based on guidelines determined by the ACA. The total amount of direct premiums written for the commercial lines of business for which a portion is subject to the retrospectively rated and redetermination features was \$4,876,955 and \$6,710,837, representing 0% and 1% of total direct premiums written as of September 30, 2020 and December 31, 2019, respectively.

Pursuant to the ACA, the Company's Medicare business is subject to retrospectively rated features based on the actual medical loss ratios experienced on the Medicare line of business and redetermination features for premium adjustments for changes to each member's health scores based on guidelines determined by CMS. The formula is calculated pursuant to the ACA guidance. The total amount of direct premiums written for the Medicare line of business for which a portion is subject to the retrospectively rated and redetermination features was \$678,703,419 and \$785,369,706, representing 62% and 60% of total direct premiums written as of September 30, 2020 and December 31, 2019, respectively.

The Company has Medicare Part D risk-corridor amounts from CMS which are subject to a retrospectively rated feature related to Part D premiums. The Company has estimated accrued retrospective premiums related to certain Part D premiums based on guidelines determined by CMS. The formula is tiered and based on the bid medical loss ratio. The amount of Medicare Part D direct premiums written subject to the retrospectively rated feature was \$22,215,398 and \$28,975,240 representing 2% of total direct premiums written as of September 30, 2020 and December 31, 2019, respectively.

CMS has released the final Medicaid Managed Care Rule which is subject to each State's administration elections. This rule is the first major update to the Medicaid Managed Care regulations in more than a decade. Many items including a minimum loss ratio requirement were implemented for contracts with an effective date starting on or after July 1, 2017 while other elements of the regulation will be implemented over the following decade. Pursuant to the regulations, for contracts effective on or after July 1, 2017 premiums associated with the Company's Medicaid line of business is subject to retrospectively rated features based on the actual medical loss ratios experienced on this product. The calculation is pursuant to the Medicaid Managed Care guidance. The total amount of direct premiums written for the Medicaid line of business for which a portion is subject to the retrospectively rated features was \$403,453,867 and \$508,258,457, representing 37% and 39% of total direct premiums written as of September 30, 2020 and December 31, 2019, respectively.

**D.** The Company is required to maintain specific minimum loss ratios on the comprehensive commercial and Medicare lines of business. The Company's actual loss ratios on the comprehensive commercial line of business were in excess of the minimum requirements and as a result, no minimum medical loss ratio rebate liability was required to be established at September 30, 2020 and December 31, 2019. The following table discloses the minimum medical loss ratio rebate liability for the Medicare line of business which is included in aggregate health policy reserves in the statutory basis statements of admitted assets, liabilities, and capital and surplus for the nine months ended September 30, 2020 and the year ended December 31, 2019:

STATEMENT AS OF SEPTEMBER 30, 2020 OF THE UnitedHealthcare of New England, Inc.

	1	2	3	4	5
	Individual	Small Group Employer	Large Group Employer	Other Categories with Rebates	Total
Prior reporting year					
(1) Medical loss ratio rebates incurred	\$ -	\$ -	\$ -	\$ 65,459	\$ 65,459
(2) Medical loss ratio rebates paid	-	-	-	2,190,529	2,190,529
(3) Medical loss rebates unpaid	-	-	-	65,459	65,459
(4) Plus reinsurance assumed amounts	XXX	XXX	XXX	XXX	-
(5) Less reinsurance ceded amounts	XXX	XXX	XXX	XXX	-
(6) Rebates unpaid net of reinsurance	XXX	XXX	XXX	XXX	65,459
Current reporting year-to-date					
(7) Medical loss ratio rebates incurred	-	-	-	29,337,211	29,337,211
(8) Medical loss ratio rebates paid	-	-	-	-	-
(9) Medical loss rebates unpaid	-	-	-	29,402,670	29,402,670
(10) Plus reinsurance assumed amounts	XXX	XXX	XXX	XXX	-
(11) Less reinsurance ceded amounts	XXX	XXX	XXX	XXX	-
(12) Rebates unpaid net of reinsurance	XXX	XXX	XXX	XXX	29,402,670

**E. Risk-Sharing Provisions of the Affordable Care Act**

- (1) The Company has accident and health insurance premiums in 2020 and 2019 subject to the risk-sharing provisions of the ACA.

The ACA imposed fees and premium stabilization provisions on health insurance issuers offering comprehensive commercial health insurance. The three premium stabilization programs are commonly referred to as the 3Rs – risk adjustment, reinsurance, and risk corridors.

**Risk Adjustment** – The permanent risk adjustment program, designed to mitigate the potential impact of adverse selection and provide stability for health insurance issuers, applies to all non-grandfathered plans not subject to transitional relief in the individual and small group markets both inside and outside of the insurance exchanges. The risk adjustments and distributions are calculated using a high-cost risk pool which adds a reinsurance-like element to this program. The operation of the high-cost risk pools exclude a percentage of costs above a threshold level determined by federal regulations. The program operates two national high-cost risk pools, one for individuals and one for small groups. The data used by CMS to determine the risk adjustment amount is subject to risk adjustment data validation audits along with the true-up to the final CMS report which may result in a material change to arrive at the final risk adjustment amount from the initial risk adjustment estimate recorded. Premium adjustments pursuant to the risk adjustment program are accounted for as premium subject to redetermination and user fees are accounted for as assessments.

**Reinsurance** – The transitional reinsurance program was designed to protect issuers in the individual market from an expected increase in large claims due to the elimination of preexisting condition limitations. The transitional reinsurance program was effective from 2014 through 2016 and applied to all issuers of major medical commercial products and third party administrators. Contributions attributable to enrollees in ACA compliant individual plans, including program administrative costs, were accounted for as ceded premium and payments received were accounted for as ceded benefit recoveries. The portion of the individual contributions earmarked for the U.S. Treasury was accounted for as an assessment. Contributions made for enrollees in fully insured plans other than ACA compliant individual plans, including program administrative costs and payments to the U.S. Treasury, were treated as assessments.

**Risk Corridors** – The temporary risk corridors program, designed to provide some aggregate protection against variability for issuers in the individual and small group markets during the period 2014 through 2016, applied to Qualified Health Plans in the individual and small group markets both inside and outside of the insurance exchanges. Premium adjustments pursuant to the risk corridors program were accounted for as premium adjustments for retrospectively rated contracts.

- (2) The following table presents the current year impact of risk-sharing provisions of the ACA on assets, liabilities and operations.

<b>a. Permanent ACA Risk Adjustment Program</b>	<b>September 30, 2020</b>
<u>Assets</u>	
1. Premium adjustments receivable due to ACA Risk Adjustment (including high-risk pool payments)	\$ 8,559
<u>Liabilities</u>	
2. Risk adjustment user fees payable for ACA Risk Adjustment	1,770
3. Premium adjustments payable due to ACA Risk Adjustment (including high risk pool premium)	118,005
<u>Operations (Revenue &amp; Expense)</u>	
4. Reported as revenue in premium for accident and health contracts (written/collected) due to ACA Risk Adjustment	(62,495)
5. Reported in expenses as ACA risk adjustment user fees (incurred/paid)	1,775
<b>b. Transitional ACA Reinsurance Program</b>	
<u>Assets</u>	
1. Amounts recoverable for claims paid due to ACA Reinsurance	\$ -
2. Amounts recoverable for claims unpaid due to ACA Reinsurance (Contra Liability)	-
3. Amounts receivable relating to uninsured plans for contributions for ACA Reinsurance	-
<u>Liabilities</u>	
4. Liabilities for contributions payable due to ACA Reinsurance - not reported as ceded premium	-
5. Ceded reinsurance premiums payable due to ACA Reinsurance	-
6. Liability for amounts held under uninsured plans contributions for ACA Reinsurance	-
<u>Operations (Revenue &amp; Expense)</u>	
7. Ceded reinsurance premiums due to ACA Reinsurance	-
8. Reinsurance recoveries (income statement) due to ACA reinsurance payments or expected payments	-
9. ACA Reinsurance contributions - not reported as ceded premium	-
<b>c. Temporary ACA Risk Corridors Program</b>	
<u>Assets</u>	
1. Accrued retrospective premium due to ACA Risk Corridors	\$ -
<u>Liabilities</u>	
2. Reserve for rate credits or policy experience rating refunds due to ACA Risk Corridors	-
<u>Operations (Revenue &amp; Expense)</u>	
3. Effect of ACA Risk Corridors on net premium income (paid/received)	-
4. Effect of ACA Risk Corridors on change in reserves for rate credits	-

STATEMENT AS OF SEPTEMBER 30, 2020 OF THE UnitedHealthcare of New England, Inc.

(3) The following table is a rollforward of prior year ACA risk-sharing provisions for asset and liability balances, along with reasons for adjustments to prior year balances.

	Accrued During the Prior Year on Business Written before December 31 of the Prior Year		Received or Paid as of the Current Year on Business Written before December 31 of the Prior Year		Differences		Adjustments		Unsettled Balances as of the Reporting Date		
	1	2	3	4	Prior Year Accrued Less Payments (Col 1 - 3)	Prior Year Accrued Less Payments (Col 2 - 4)	To Prior Year Balances	To Prior Year Balances	Cumulative Balance from Prior Years (Col 1 - 3 + 7)	Cumulative Balance from Prior Years (Col 2 - 4 + 8)	
	Receivable	(Payable)	Receivable	(Payable)	5	6	7	8	9	10	
a. Permanent ACA Risk Adjustment Program											
1. Premium Adjustment Receivable (including high-risk pool payments)	\$ 7,265	\$ -	\$ -	\$ -	\$ 7,265	\$ -	\$ (7,265)	\$ -	A	\$ -	\$ -
2. Premium Adjustment (Payable) (including high-risk pool premium)	-	(562,597)	-	(508,381)	-	(54,216)	-	54,216	B	-	-
3. Subtotal ACA Permanent Risk Adjustment Program	7,265	(562,597)	-	(508,381)	7,265	(54,216)	(7,265)	54,216		-	-
b. Transitional ACA Reinsurance Program											
1. Amounts recoverable for claims paid	-	-	-	-	-	-	-	-	C	-	-
2. Amounts recoverable for claims unpaid (contra liability)	-	-	-	-	-	-	-	-	D	-	-
3. Amounts receivable relating to uninsured plans	-	-	-	-	-	-	-	-	E	-	-
4. Liabilities for contributions payable due to ACA Reinsurance—not reported as ceded premium	-	-	-	-	-	-	-	-	F	-	-
6. Liability for amounts held under uninsured plans	-	-	-	-	-	-	-	-	H	-	-
7. Subtotal ACA Transitional Reinsurance Program	-	-	-	-	-	-	-	-		-	-
c. Temporary ACA Risk Corridors Program											
1. Accrued retrospective premium	-	-	-	-	-	-	-	-	I	-	-
2. Reserve for rate credits or policy experience rating refunds	-	-	-	-	-	-	-	-	J	-	-
3. Subtotal ACA Risk Corridors Program	-	-	-	-	-	-	-	-		-	-
d. Total for ACA Risk-Sharing Provisions	\$ 7,265	\$ (562,597)	\$ -	\$ (508,381)	\$ 7,265	\$ (54,216)	\$ (7,265)	\$ 54,216		\$ -	\$ -

Explanation of Adjustments

- A. A. The risk adjustment receivable as of December 31, 2019 utilized paid claims through October 31, 2019. As of the Reporting Date, the risk adjustment receivable related to prior periods was adjusted based on CMS' Summary Report on Permanent Risk Adjustment Transfers for the 2019 Benefit Year. The risk adjustment receivable was further adjusted based on CMS' Summary Report of 2018 Benefit Year Risk Adjustment Data Validation Adjustments to Risk Adjustment Transfers and the estimated impact of 2019 Risk Adjustment Data Validation Adjustments to Risk Adjustment Transfers.
- B. The risk adjustment payable as of December 31, 2019 utilized paid claims through October 31, 2019. As of the Reporting Date, the risk adjustment payable related to the prior period was adjusted based on CMS' Summary Report on Permanent Risk Adjustment Transfers for the 2019 Benefit Year. The risk adjustment payable was further adjusted based on CMS' Summary Report of 2018 Benefit Year Risk Adjustment Data Validation Adjustments to Risk Adjustment Transfers and the estimated impact of 2019 Risk Adjustment Data Validation Adjustments to Risk Adjustment Transfers.
- C. N/A  
D. N/A  
E. N/A  
F. N/A  
G. N/A  
H. N/A  
I. N/A  
J. N/A

STATEMENT AS OF SEPTEMBER 30, 2020 OF THE UnitedHealthcare of New England, Inc.

(4) The Company does not have any risk corridor receivables or payables to present in the table below.

	Accrued During the Prior Year on Business Written Before December 31 of the Prior Year		Received or Paid as of the Current Year on Business Written Before December 31 of the Prior Year		Differences		Adjustments		Unsettled Balances as of the Reporting Date		
	1	2	3	4	Prior Year Accrued Less Payments (Col 1-3)	Prior Year Accrued Less Payments (Col 2-4)	To Prior Year Balances	To Prior Year Balances	Cumulative Balance from Prior Years (Col 1-3+7)	Cumulative Balance from Prior Years (Col 2-4+8)	
	Receivable	(Payable)	Receivable	(Payable)	5	6	7	8	9	10	
<b>Risk Corridors Program Year:</b>					Receivable	(Payable)	Receivable	(Payable)	Ref	Receivable	(Payable)
a. 2014											
1. Accrued retrospective premium	\$ -	\$ -	\$ 7	\$ -	\$ (7)	\$ -	\$ -	\$ -	A	\$ (7)	\$ -
2. Reserve for rate credits or policy experience rating refunds	-	-	-	-	-	-	-	-	B	-	-
b. 2015											
1. Accrued retrospective premium	-	-	-	-	-	-	-	-	C	-	-
2. Reserve for rate credits or policy experience rating refunds	-	-	-	-	-	-	-	-	D	-	-
c. 2016											
1. Accrued retrospective premium	-	-	-	-	-	-	-	-	E	-	-
2. Reserve for rate credits or policy experience rating refunds	-	-	-	-	-	-	-	-	F	-	-
d. Total for Risk Corridors	\$ -	\$ -	\$ 7	\$ -	\$ (7)	\$ -	\$ -	\$ -		\$ (7)	\$ -

Explanation of Adjustments

- A.
- B.
- C.
- D.
- E.
- F.

(5) The following table discloses ACA risk corridor receivable balances by risk corridor program year.

	1	2	3	4	5	6
<b>Risk Corridors Program Year:</b>	<b>Estimated Amount to be Filed or Final Amount Filed with CMS</b>	<b>Non-Accrued Amounts for Impairment or Other Reasons</b>	<b>Amounts received from CMS</b>	<b>Asset Balance (Gross of Non-admissions) (1-2-3)</b>	<b>Non-admitted Amount</b>	<b>Net Admitted Asset (4-5)</b>
a. 2014	\$ 764	\$ 636	\$ 128	\$ -	\$ -	\$ -
b. 2015	-	-	-	-	-	-
c. 2016	-	-	-	-	-	-
d. Total (a+b+c)	\$ 764	\$ 636	\$ 128	\$ -	\$ -	\$ -

**25. CHANGE IN INCURRED CLAIMS AND CLAIMS ADJUSTMENT EXPENSES**

- A. Changes in estimates related to the prior year incurred claims are included in total hospital and medical expenses in the current year in the statutory basis statements of operations. The following tables disclose paid claims, incurred claims, and the balance in the claims unpaid, accrued medical incentive pool and bonus amounts, aggregate health claim reserves, health care and other amounts receivable and reinsurance recoverables at September 30, 2020 and December 31, 2019:

	<b>September 30, 2020</b>		
	<b>Current Year Incurred Claims</b>	<b>Prior Years Incurred Claims</b>	<b>Total</b>
Beginning of year claim reserve	\$ -	\$(151,373,360)	\$(151,373,360)
Paid claims—net of health care receivables* and reinsurance recoveries collected	751,900,596	106,727,792	858,628,388
End of year claim reserve	<u>134,493,888</u>	<u>8,190,914</u>	<u>142,684,802</u>
Incurred claims excluding the change in health care receivables and reinsurance recoverables as presented below	886,394,484	(36,454,654)	849,939,830
Beginning of year health care receivables* and reinsurance recoverables	-	39,718,857	39,718,857
End of year health care receivables* and reinsurance recoverables	<u>(25,566,481)</u>	<u>(1,717,866)</u>	<u>(27,284,347)</u>
Total incurred claims	<u>\$ 860,828,003</u>	<u>\$ 1,546,337</u>	<u>\$ 862,374,340</u>

\*Health care receivables excludes provider loans and advances not yet expensed of \$0 and \$538 for 2020 and 2019, respectively.

	<b>December 31, 2019</b>		
	<b>Current Year Incurred Claims</b>	<b>Prior Years Incurred Claims</b>	<b>Total</b>
Beginning of year claim reserve	\$ -	\$ (118,666,267)	\$ (118,666,267)
Paid claims—net of health care receivables* and reinsurance recoveries collected	1,009,176,939	79,919,921	1,089,096,860
End of year claim reserve	<u>142,719,060</u>	<u>8,654,300</u>	<u>151,373,360</u>
Incurred claims excluding the change in health care receivables and reinsurance recoverables as presented below	1,151,895,999	(30,092,046)	1,121,803,953
Beginning of year health care receivables* and reinsurance recoverables	-	32,174,030	32,174,030
End of year health care receivables* and reinsurance recoverables	<u>(30,699,691)</u>	<u>(9,019,166)</u>	<u>(39,718,857)</u>
Total incurred claims	<u>\$ 1,121,196,308</u>	<u>\$ (6,937,182)</u>	<u>\$ 1,114,259,126</u>

\*Health care receivables excludes provider loans and advances not yet expensed of \$538 and \$0 for 2019 and 2018, respectively.

The liabilities for claims unpaid, accrued medical incentive pool and bonus amounts, aggregate health claim reserves, net of health care receivable and reinsurance recoverables as of December 31, 2019 was \$111,654,503. As of September 30, 2020, \$106,727,792 has been paid for incurred claims attributable to insured events of prior years. Reserves remaining for prior years, net of healthcare receivable and reinsurance recoverables are now \$6,473,048 as a result of re-estimation of unpaid claims. Therefore, there has been \$1,546,337 unfavorable prior year development since December 31, 2019 to September 30, 2020. The primary drivers consist of the unfavorable change of \$2,301,397 in retroactivity for inpatient, outpatient and physician, \$3,263,471 in risk share, \$1,585,801 in stop loss, \$970,069 in provider settlement; partially offset by a favorable development of \$6,639,661 as a result of a favorable change in the provision for adverse deviations in experience. At December 31, 2019, the Company recorded \$6,937,182 favorable prior year development related to favorable development of \$5,046,591 as a result of a favorable change in the provision for adverse deviations in experience and \$1,922,187 in pharmacy rebates; partially offset by an unfavorable change of \$349,882 in retroactivity for inpatient, outpatient, physician. Original estimates are increased or decreased, as additional information becomes known regarding individual claims, which could have an impact to the accruals for medical loss ratio rebates and retrospectively rated contracts. As a result of the prior year effects, on a regular basis, the Company adjusts revenue and the corresponding liability and/or receivable related to retrospectively rated policies and the impact of the change is included as a

component of change in unearned premium reserves and reserve for rate credits in the statutory basis statements of operations.

The Company incurred claims adjustment expenses of \$41,196,621 and \$57,155,750 for the nine months ended September 30, 2020 and the year ended December 31, 2019, respectively. These costs are included in the management service fees paid by the Company to UHS as a part of its management agreement. The following tables disclose paid claims adjustment expense ("CAE"), incurred CAE, and the balance in the unpaid claim adjustment expenses reserve for the nine months ended September 30, 2020 and the year ended December 31, 2019:

	September 30, 2020	December 31, 2019
Total claims adjustment expenses incurred	\$ 41,196,621	\$ 57,155,750
Less current year unpaid claims adjustment expenses	(1,189,982)	(1,153,055)
Add prior year unpaid claims adjustment expenses	<u>1,153,055</u>	<u>916,943</u>
Total claims adjustment expenses paid	<u>\$ 41,159,694</u>	<u>\$ 56,919,638</u>

B. The Company did not make any significant changes in methodologies and assumptions used in the calculation of the liability for claims unpaid and unpaid CAE in 2020.

## 26. INTERCOMPANY POOLING ARRANGEMENTS

A–G. No significant change.

## 27. STRUCTURED SETTLEMENTS

A–B. No significant change.

## 28. HEALTH CARE AND OTHER AMOUNTS RECEIVABLE

A. Pharmacy rebates receivable are recorded when reasonably estimated or billed by the affiliated pharmaceutical benefit manager in accordance with pharmaceutical rebate contract provisions. Information used to support rebates billed to the manufacturer is based on utilization information gathered by the pharmaceutical benefit manager and adjusted for significant changes in pharmaceutical contract provisions.

The Company evaluates admissibility of all pharmacy rebates receivable based on the administration of each underlying pharmaceutical benefit management agreement. The Company has nonadmitted and excluded all pharmacy rebates receivable that do not meet the admissibility criteria of SSAP No. 84, *Health Care and Government Insured Plan Receivables* ("SSAP No. 84") from the statutory basis statements of admitted assets, liabilities, and capital and surplus.

For each pharmaceutical management agreement for which a portion of the total pharmacy rebates receivable can be admitted based on the admissibility criteria of SSAP No. 84, the pharmacy rebate transaction history is summarized as follows:

Quarter	Estimated Pharmacy Rebates as Reported on Financial Statements	Pharmacy Rebates as Billed or Otherwise Confirmed	Actual Rebates Received within 90 Days of Billing	Actual Rebates Received within 91 to 180 Days of Billing	Actual Rebates Received More than 180 Days After Billing
9/30/2020	\$ 17,035,927	\$ 5,604,601	\$ -	\$ -	\$ -
6/30/2020	16,884,654	16,775,274	10,040,625	-	-
3/31/2020	17,052,463	17,016,484	6,371,604	10,225,103	
12/31/2019	15,187,697	15,473,773	11,383,470	2,790,752	853,817
9/30/2019	14,964,097	15,120,428	11,002,671	2,720,992	1,066,897
6/30/2019	15,219,293	15,207,070	10,377,693	4,284,234	358,402
3/31/2019	15,373,602	15,082,238	11,918,966	1,747,268	1,225,163
12/31/2018	12,522,148	12,842,619	10,450,747	2,323,116	533,976
9/30/2018	12,395,796	12,871,674	9,647,796	1,994,735	974,670
6/30/2018	11,898,447	11,673,483	9,348,215	1,844,940	506,640
3/31/2018	11,057,806	10,883,769	8,665,660	1,863,926	437,757
12/31/2017	9,510,207	9,144,657	7,040,977	1,847,869	338,065

Of the amount reported as health care and other amounts receivable, \$23,384,931 and \$20,873,023 relates to pharmacy rebates receivable as of September 30, 2020 and December 31, 2019, respectively. This increase is primarily due to an increase in membership.



The Company also admitted \$0 and \$3,173,499 for provider overpayment receivables as of as of September 30, 2020 and December 31, 2019, respectively.

In addition, the Company also admitted \$2,354,719 and \$4,500,813 for receivables from the State of Rhode Island for the stop loss program as of September 30, 2020 and December 31, 2019, respectively, which are included in health care and other amounts receivable in the statutory basis statements of admitted assets, liabilities, and capital and surplus.

B. The Company does not have any risk-sharing receivables.

**29. PARTICIPATING POLICIES**

No significant change.

**30. PREMIUM DEFICIENCY RESERVES**

The following table summarizes the Company’s premium deficiency reserves as of September 30, 2020 and December 31, 2019:

	<b>September 30, 2020</b>
1. Liability carried for premium deficiency reserves	\$ 2,654,000
2. Date of the most recent evaluation of this liability	<u>9/30/2020</u>
3. Was anticipated investment income utilized in this calculation?	Yes <input checked="" type="checkbox"/> No <input type="checkbox"/>
	<b>December 31, 2019</b>
1. Liability carried for premium deficiency reserves	\$ -
2. Date of the most recent evaluation of this liability	<u>12/31/2019</u>
3. Was anticipated investment income utilized in this calculation?	Yes <input checked="" type="checkbox"/> No <input type="checkbox"/>

**31. ANTICIPATED SALVAGE AND SUBROGATION**

No significant change.

# GENERAL INTERROGATORIES

## PART 1 - COMMON INTERROGATORIES

### GENERAL

- 1.1 Did the reporting entity experience any material transactions requiring the filing of Disclosure of Material Transactions with the State of Domicile, as required by the Model Act? ..... Yes [ ] No [ X ]
- 1.2 If yes, has the report been filed with the domiciliary state? ..... Yes [ ] No [ ]
- 2.1 Has any change been made during the year of this statement in the charter, by-laws, articles of incorporation, or deed of settlement of the reporting entity? ..... Yes [ ] No [ X ]
- 2.2 If yes, date of change: .....
- 3.1 Is the reporting entity a member of an Insurance Holding Company System consisting of two or more affiliated persons, one or more of which is an insurer? ..... Yes [ X ] No [ ]  
If yes, complete Schedule Y, Parts 1 and 1A.
- 3.2 Have there been any substantial changes in the organizational chart since the prior quarter end? ..... Yes [ ] No [ X ]
- 3.3 If the response to 3.2 is yes, provide a brief description of those changes.
- 3.4 Is the reporting entity publicly traded or a member of a publicly traded group? ..... Yes [ X ] No [ ]
- 3.5 If the response to 3.4 is yes, provide the CIK (Central Index Key) code issued by the SEC for the entity/group. .... 0000731766
- 4.1 Has the reporting entity been a party to a merger or consolidation during the period covered by this statement? ..... Yes [ ] No [ X ]  
If yes, complete and file the merger history data file with the NAIC.
- 4.2 If yes, provide the name of the entity, NAIC Company Code, and state of domicile (use two letter state abbreviation) for any entity that has ceased to exist as a result of the merger or consolidation.

1 Name of Entity	2 NAIC Company Code	3 State of Domicile

5. If the reporting entity is subject to a management agreement, including third-party administrator(s), managing general agent(s), attorney-in-fact, or similar agreement, have there been any significant changes regarding the terms of the agreement or principals involved? ..... Yes [ ] No [ X ] N/A [ ]  
If yes, attach an explanation.
- 6.1 State as of what date the latest financial examination of the reporting entity was made or is being made. .... 12/31/2018
- 6.2 State the as of date that the latest financial examination report became available from either the state of domicile or the reporting entity. This date should be the date of the examined balance sheet and not the date the report was completed or released. .... 12/31/2018
- 6.3 State as of what date the latest financial examination report became available to other states or the public from either the state of domicile or the reporting entity. This is the release date or completion date of the examination report and not the date of the examination (balance sheet date). .... 06/11/2020
- 6.4 By what department or departments?  
Rhode Island Department of Business Regulation
- 6.5 Have all financial statement adjustments within the latest financial examination report been accounted for in a subsequent financial statement filed with Departments? ..... Yes [ ] No [ ] N/A [ X ]
- 6.6 Have all of the recommendations within the latest financial examination report been complied with? ..... Yes [ ] No [ ] N/A [ X ]
- 7.1 Has this reporting entity had any Certificates of Authority, licenses or registrations (including corporate registration, if applicable) suspended or revoked by any governmental entity during the reporting period? ..... Yes [ ] No [ X ]
- 7.2 If yes, give full information:
- 8.1 Is the company a subsidiary of a bank holding company regulated by the Federal Reserve Board? ..... Yes [ ] No [ X ]
- 8.2 If response to 8.1 is yes, please identify the name of the bank holding company.
- 8.3 Is the company affiliated with one or more banks, thrifts or securities firms? ..... Yes [ X ] No [ ]
- 8.4 If response to 8.3 is yes, please provide below the names and location (city and state of the main office) of any affiliates regulated by a federal regulatory services agency [i.e. the Federal Reserve Board (FRB), the Office of the Comptroller of the Currency (OCC), the Federal Deposit Insurance Corporation (FDIC) and the Securities Exchange Commission (SEC)] and identify the affiliate's primary federal regulator.

1 Affiliate Name	2 Location (City, State)	3 FRB	4 OCC	5 FDIC	6 SEC
Optum Bank, Inc. ....	Salt Lake City, UT .....	NO	NO	YES	NO

## GENERAL INTERROGATORIES

- 9.1 Are the senior officers (principal executive officer, principal financial officer, principal accounting officer or controller, or persons performing similar functions) of the reporting entity subject to a code of ethics, which includes the following standards? ..... Yes  No
- (a) Honest and ethical conduct, including the ethical handling of actual or apparent conflicts of interest between personal and professional relationships;
- (b) Full, fair, accurate, timely and understandable disclosure in the periodic reports required to be filed by the reporting entity;
- (c) Compliance with applicable governmental laws, rules and regulations;
- (d) The prompt internal reporting of violations to an appropriate person or persons identified in the code; and
- (e) Accountability for adherence to the code.
- 9.11 If the response to 9.1 is No, please explain:
- 9.2 Has the code of ethics for senior managers been amended? ..... Yes  No
- 9.21 If the response to 9.2 is Yes, provide information related to amendment(s).
- 9.3 Have any provisions of the code of ethics been waived for any of the specified officers? ..... Yes  No
- 9.31 If the response to 9.3 is Yes, provide the nature of any waiver(s).

### FINANCIAL

- 10.1 Does the reporting entity report any amounts due from parent, subsidiaries or affiliates on Page 2 of this statement? ..... Yes  No
- 10.2 If yes, indicate any amounts receivable from parent included in the Page 2 amount: ..... \$ .....0

### INVESTMENT

- 11.1 Were any of the stocks, bonds, or other assets of the reporting entity loaned, placed under option agreement, or otherwise made available for use by another person? (Exclude securities under securities lending agreements.) ..... Yes  No
- 11.2 If yes, give full and complete information relating thereto:
12. Amount of real estate and mortgages held in other invested assets in Schedule BA: ..... \$ .....0
13. Amount of real estate and mortgages held in short-term investments: ..... \$ .....0
- 14.1 Does the reporting entity have any investments in parent, subsidiaries and affiliates? ..... Yes  No
- 14.2 If yes, please complete the following:
- |   | 1<br>Prior Year-End<br>Book/Adjusted<br>Carrying Value | 2<br>Current Quarter<br>Book/Adjusted<br>Carrying Value |
|---|--|---|
| 14.21 Bonds .....   | \$ .....0  | \$ .....0   |
| 14.22 Preferred Stock .....   | \$ .....0  | \$ .....0   |
| 14.23 Common Stock .....  | \$ .....0  | \$ .....0   |
| 14.24 Short-Term Investments .....  | \$ .....0  | \$ .....0   |
| 14.25 Mortgage Loans on Real Estate .....   | \$ .....0  | \$ .....0   |
| 14.26 All Other .....   | \$ .....0  | \$ .....0   |
| 14.27 Total Investment in Parent, Subsidiaries and Affiliates (Subtotal Lines 14.21 to 14.26) ..... | \$ .....0  | \$ .....0   |
| 14.28 Total Investment in Parent included in Lines 14.21 to 14.26 above .....                       | \$ .....   | \$ .....  |
- 15.1 Has the reporting entity entered into any hedging transactions reported on Schedule DB? ..... Yes  No
- 15.2 If yes, has a comprehensive description of the hedging program been made available to the domiciliary state? ..... Yes  No  N/A
- If no, attach a description with this statement.
16. For the reporting entity's security lending program, state the amount of the following as of the current statement date:
- 16.1 Total fair value of reinvested collateral assets reported on Schedule DL, Parts 1 and 2 ..... \$ .....0
- 16.2 Total book adjusted/carrying value of reinvested collateral assets reported on Schedule DL, Parts 1 and 2 ..... \$ .....0
- 16.3 Total payable for securities lending reported on the liability page. .... \$ .....0

## GENERAL INTERROGATORIES

17. Excluding items in Schedule E - Part 3 - Special Deposits, real estate, mortgage loans and investments held physically in the reporting entity's offices, vaults or safety deposit boxes, were all stocks, bonds and other securities, owned throughout the current year held pursuant to a custodial agreement with a qualified bank or trust company in accordance with Section 1, III - General Examination Considerations, F. Outsourcing of Critical Functions, Custodial or Safekeeping Agreements of the NAIC Financial Condition Examiners Handbook? ..... Yes [  ] No [  ]
- 17.1 For all agreements that comply with the requirements of the NAIC Financial Condition Examiners Handbook, complete the following:

1 Name of Custodian(s)	2 Custodian Address
Bank of New York Mellon .....	Global Liquidity Services, 1 Wall St, 14th Floor, New York NY 10286 .
Northern Trust .....	50 S. LaSalle, Chicago, IL 60675 .....

- 17.2 For all agreements that do not comply with the requirements of the NAIC Financial Condition Examiners Handbook, provide the name, location and a complete explanation:

1 Name(s)	2 Location(s)	3 Complete Explanation(s)

- 17.3 Have there been any changes, including name changes, in the custodian(s) identified in 17.1 during the current quarter? ..... Yes [  ] No [  ]

- 17.4 If yes, give full information relating thereto:

1 Old Custodian	2 New Custodian	3 Date of Change	4 Reason

- 17.5 Investment management – Identify all investment advisors, investment managers, broker/dealers, including individuals that have the authority to make investment decisions on behalf of the reporting entity. For assets that are managed internally by employees of the reporting entity, note as such. ["...that have access to the investment accounts"; "...handle securities"]

1 Name of Firm or Individual	2 Affiliation
JPMorgan Investment Management Inc. ....	U.....
Deutsche Investment Management Americas Inc. ....	U.....

- 17.5097 For those firms/individuals listed in the table for Question 17.5, do any firms/individuals unaffiliated with the reporting entity (i.e. designated with a "U") manage more than 10% of the reporting entity's invested assets?..... Yes [  ] No [  ]

- 17.5098 For firms/individuals unaffiliated with the reporting entity (i.e. designated with a "U") listed in the table for Question 17.5, does the total assets under management aggregate to more than 50% of the reporting entity's invested assets?..... Yes [  ] No [  ]

- 17.6 For those firms or individuals listed in the table for 17.5 with an affiliation code of "A" (affiliated) or "U" (unaffiliated), provide the information for the table below.

1	2 Name of Firm or Individual	3 Legal Entity Identifier (LEI)	4 Registered With	5 Investment Management Agreement (IMA) Filed
Central Registration Depository Number				
107038 .....	JPMorgan Investment Management Inc. ....	549300W78QH4XMM6K69 .....	SEC .....	NO.....
104518 .....	Deutsche Investment Management Americas Inc. ....	CZ83K4EEEX8QVCT3B128 .....	SEC .....	NO.....

- 18.1 Have all the filing requirements of the Purposes and Procedures Manual of the NAIC Investment Analysis Office been followed? ..... Yes [  ] No [  ]

- 18.2 If no, list exceptions:

19. By self-designating 5GI securities, the reporting entity is certifying the following elements for each self-designated 5GI security:
- a. Documentation necessary to permit a full credit analysis of the security does not exist or an NAIC CRP credit rating for an FE or PL security is not available.
  - b. Issuer or obligor is current on all contracted interest and principal payments.
  - c. The insurer has an actual expectation of ultimate payment of all contracted interest and principal.
- Has the reporting entity self-designated 5GI securities? ..... Yes [  ] No [  ]

20. By self-designating PLGI securities, the reporting entity is certifying the following elements of each self-designated PLGI security:
- a. The security was purchased prior to January 1, 2018.
  - b. The reporting entity is holding capital commensurate with the NAIC Designation reported for the security.
  - c. The NAIC Designation was derived from the credit rating assigned by an NAIC CRP in its legal capacity as a NRSRO which is shown on a current private letter rating held by the insurer and available for examination by state insurance regulators.
  - d. The reporting entity is not permitted to share this credit rating of the PL security with the SVO.
- Has the reporting entity self-designated PLGI securities? ..... Yes [  ] No [  ]

21. By assigning FE to a Schedule BA non-registered private fund, the reporting entity is certifying the following elements of each self-designated FE fund:
- a. The shares were purchased prior to January 1, 2019.
  - b. The reporting entity is holding capital commensurate with the NAIC Designation reported for the security.
  - c. The security had a public credit rating(s) with annual surveillance assigned by an NAIC CRP in its legal capacity as an NRSRO prior to January 1, 2019.
  - d. The fund only or predominantly holds bonds in its portfolio.
  - e. The current reported NAIC Designation was derived from the public credit rating(s) with annual surveillance assigned by an NAIC CRP in its legal capacity as an NRSRO.
  - f. The public credit rating(s) with annual surveillance assigned by an NAIC CRP has not lapsed.
- Has the reporting entity assigned FE to Schedule BA non-registered private funds that complied with the above criteria? ..... Yes [  ] No [  ]

# GENERAL INTERROGATORIES

## PART 2 - HEALTH

- 1. Operating Percentages:
  - 1.1 A&H loss percent .....84.7 %
  - 1.2 A&H cost containment percent .....2.7 %
  - 1.3 A&H expense percent excluding cost containment expenses .....10.4 %
  
- 2.1 Do you act as a custodian for health savings accounts? ..... Yes [ ] No [ X ]
- 2.2 If yes, please provide the amount of custodial funds held as of the reporting date .....\$.....
- 2.3 Do you act as an administrator for health savings accounts? ..... Yes [ ] No [ X ]
- 2.4 If yes, please provide the balance of the funds administered as of the reporting date .....\$.....
  
- 3. Is the reporting entity licensed or chartered, registered, qualified, eligible or writing business in at least two states? ..... Yes [ X ] No [ ]
- 3.1 If no, does the reporting entity assume reinsurance business that covers risks residing in at least one state other than the state of domicile of the reporting entity? ..... Yes [ ] No [ ]

**SCHEDULE S - CEDED REINSURANCE**

Showing All New Reinsurance Treaties - Current Year to Date

1 NAIC Company Code	2 ID Number	3 Effective Date	4 Name of Reinsurer	5 Domiciliary Jurisdiction	6 Type of Reinsurance Ceded	7 Type of Business Ceded	8 Type of Reinsurer	9 Certified Reinsurer Rating (1 through 6)	10 Effective Date of Certified Reinsurer Rating
<b>NONE</b>									

**SCHEDULE T - PREMIUMS AND OTHER CONSIDERATIONS**

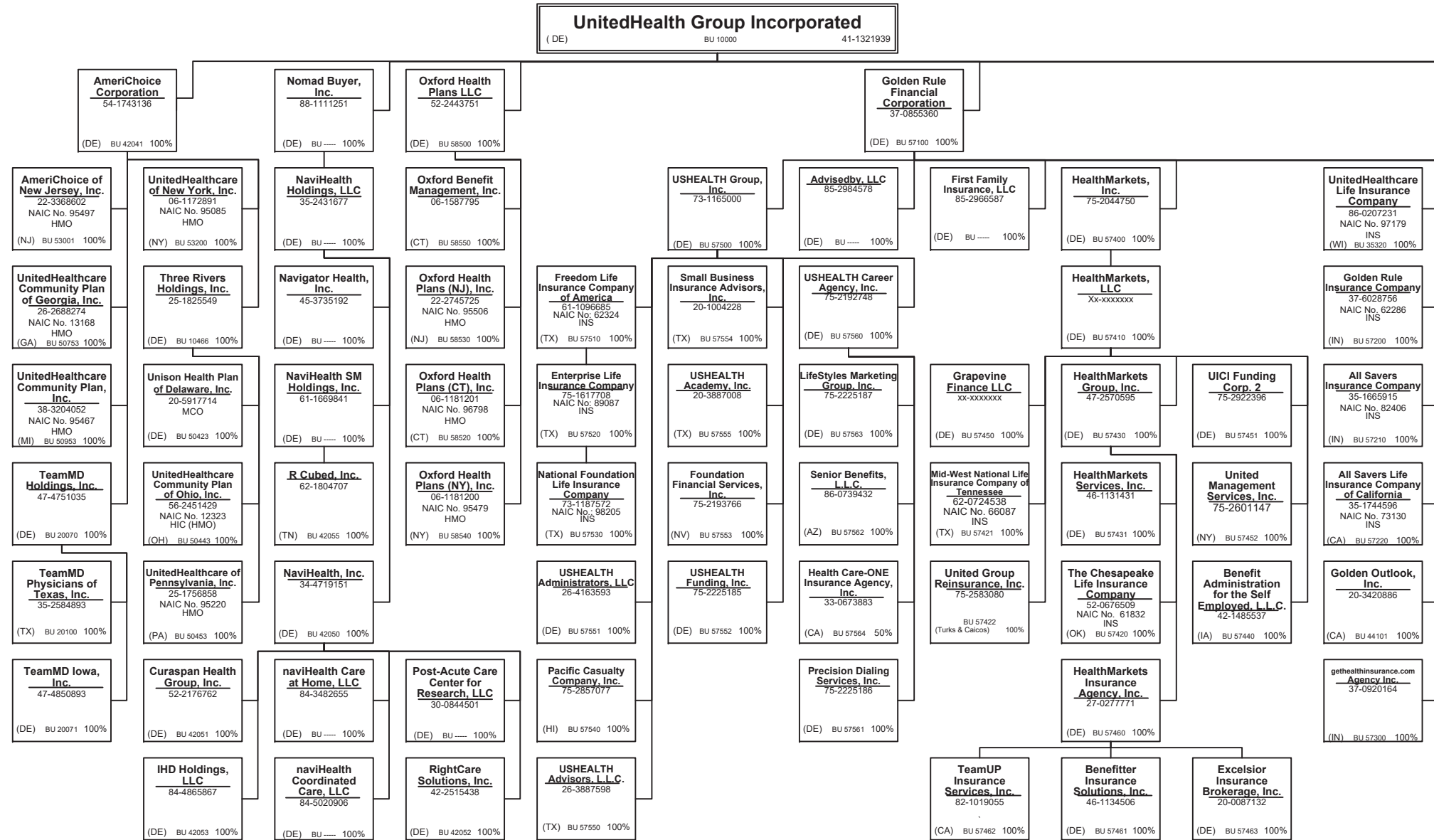
Current Year to Date - Allocated by States and Territories

States, etc.	1 Active Status (a)	Direct Business Only							9 Deposit-Type Contracts
		2 Accident and Health Premiums	3 Medicare Title XVIII	4 Medicaid Title XIX	5 Federal Employees Health Benefits Program Premiums	6 Life and Annuity Premiums & Other Considerations	7 Property/Casualty Premiums	8 Total Columns 2 Through 7	
1. Alabama AL	N	0	0	0	0	0	0	0	0
2. Alaska AK	N	0	0	0	0	0	0	0	0
3. Arizona AZ	N	0	0	0	0	0	0	0	0
4. Arkansas AR	N	0	0	0	0	0	0	0	0
5. California CA	N	0	0	0	0	0	0	0	0
6. Colorado CO	N	0	0	0	0	0	0	0	0
7. Connecticut CT	N	0	0	0	0	0	0	0	0
8. Delaware DE	N	0	0	0	0	0	0	0	0
9. District of Columbia DC	N	0	0	0	0	0	0	0	0
10. Florida FL	N	0	0	0	0	0	0	0	0
11. Georgia GA	N	0	0	0	0	0	0	0	0
12. Hawaii HI	N	0	0	0	0	0	0	0	0
13. Idaho ID	N	0	0	0	0	0	0	0	0
14. Illinois IL	N	0	0	0	0	0	0	0	0
15. Indiana IN	N	0	0	0	0	0	0	0	0
16. Iowa IA	N	0	0	0	0	0	0	0	0
17. Kansas KS	N	0	0	0	0	0	0	0	0
18. Kentucky KY	N	0	0	0	0	0	0	0	0
19. Louisiana LA	N	0	0	0	0	0	0	0	0
20. Maine ME	N	0	0	0	0	0	0	0	0
21. Maryland MD	N	0	0	0	0	0	0	0	0
22. Massachusetts MA	L	0	145,427,360	0	0	0	145,427,360	0	0
23. Michigan MI	N	0	0	0	0	0	0	0	0
24. Minnesota MN	N	0	0	0	0	0	0	0	0
25. Mississippi MS	N	0	0	0	0	0	0	0	0
26. Missouri MO	N	0	0	0	0	0	0	0	0
27. Montana MT	N	0	0	0	0	0	0	0	0
28. Nebraska NE	N	0	0	0	0	0	0	0	0
29. Nevada NV	N	0	0	0	0	0	0	0	0
30. New Hampshire NH	L	0	108,256,151	0	0	0	108,256,151	0	0
31. New Jersey NJ	N	0	0	0	0	0	0	0	0
32. New Mexico NM	N	0	0	0	0	0	0	0	0
33. New York NY	N	0	0	0	0	0	0	0	0
34. North Carolina NC	N	0	0	0	0	0	0	0	0
35. North Dakota ND	N	0	0	0	0	0	0	0	0
36. Ohio OH	N	0	0	0	0	0	0	0	0
37. Oklahoma OK	N	0	0	0	0	0	0	0	0
38. Oregon OR	N	0	0	0	0	0	0	0	0
39. Pennsylvania PA	L	0	162,590,902	0	0	0	162,590,902	0	0
40. Rhode Island RI	L	4,876,955	212,084,040	403,453,867	0	0	620,414,862	0	0
41. South Carolina SC	N	0	0	0	0	0	0	0	0
42. South Dakota SD	N	0	0	0	0	0	0	0	0
43. Tennessee TN	N	0	0	0	0	0	0	0	0
44. Texas TX	N	0	0	0	0	0	0	0	0
45. Utah UT	N	0	0	0	0	0	0	0	0
46. Vermont VT	L	0	50,344,966	0	0	0	50,344,966	0	0
47. Virginia VA	N	0	0	0	0	0	0	0	0
48. Washington WA	N	0	0	0	0	0	0	0	0
49. West Virginia WV	N	0	0	0	0	0	0	0	0
50. Wisconsin WI	N	0	0	0	0	0	0	0	0
51. Wyoming WY	N	0	0	0	0	0	0	0	0
52. American Samoa AS	N	0	0	0	0	0	0	0	0
53. Guam GU	N	0	0	0	0	0	0	0	0
54. Puerto Rico PR	N	0	0	0	0	0	0	0	0
55. U.S. Virgin Islands VI	N	0	0	0	0	0	0	0	0
56. Northern Mariana Islands MP	N	0	0	0	0	0	0	0	0
57. Canada CAN	N	0	0	0	0	0	0	0	0
58. Aggregate Other Aliens OT	XXX	0	0	0	0	0	0	0	0
59. Subtotal	XXX	4,876,955	678,703,419	403,453,867	0	0	1,087,034,241	0	0
60. Reporting Entity Contributions for Employee Benefit Plans	XXX	0	0	0	0	0	0	0	0
61. Totals (Direct Business)	XXX	4,876,955	678,703,419	403,453,867	0	0	1,087,034,241	0	0
DETAILS OF WRITE-INS									
58001.	XXX								
58002.	XXX								
58003.	XXX								
58998. Summary of remaining write-ins for Line 58 from overflow page	XXX	0	0	0	0	0	0	0	0
58999. Totals (Lines 58001 through 58003 plus 58998)(Line 58 above)	XXX	0	0	0	0	0	0	0	0

(a) Active Status Counts:  
 L - Licensed or Chartered - Licensed Insurance carrier or domiciled RRG..... 5 R - Registered - Non-domiciled RRGs..... 0  
 E - Eligible - Reporting entities eligible or approved to write surplus lines in the state..... 0 Q - Qualified - Qualified or accredited reinsurer..... 0  
 N - None of the above - Not allowed to write business in the state..... 52

Premiums are allocated by state based on geographic market.

**SCHEDULE Y – INFORMATION CONCERNING ACTIVITIES OF INSURER MEMBERS OF A HOLDING COMPANY GROUP**  
**PART 1 – ORGANIZATIONAL CHART**



Continued on Next Page

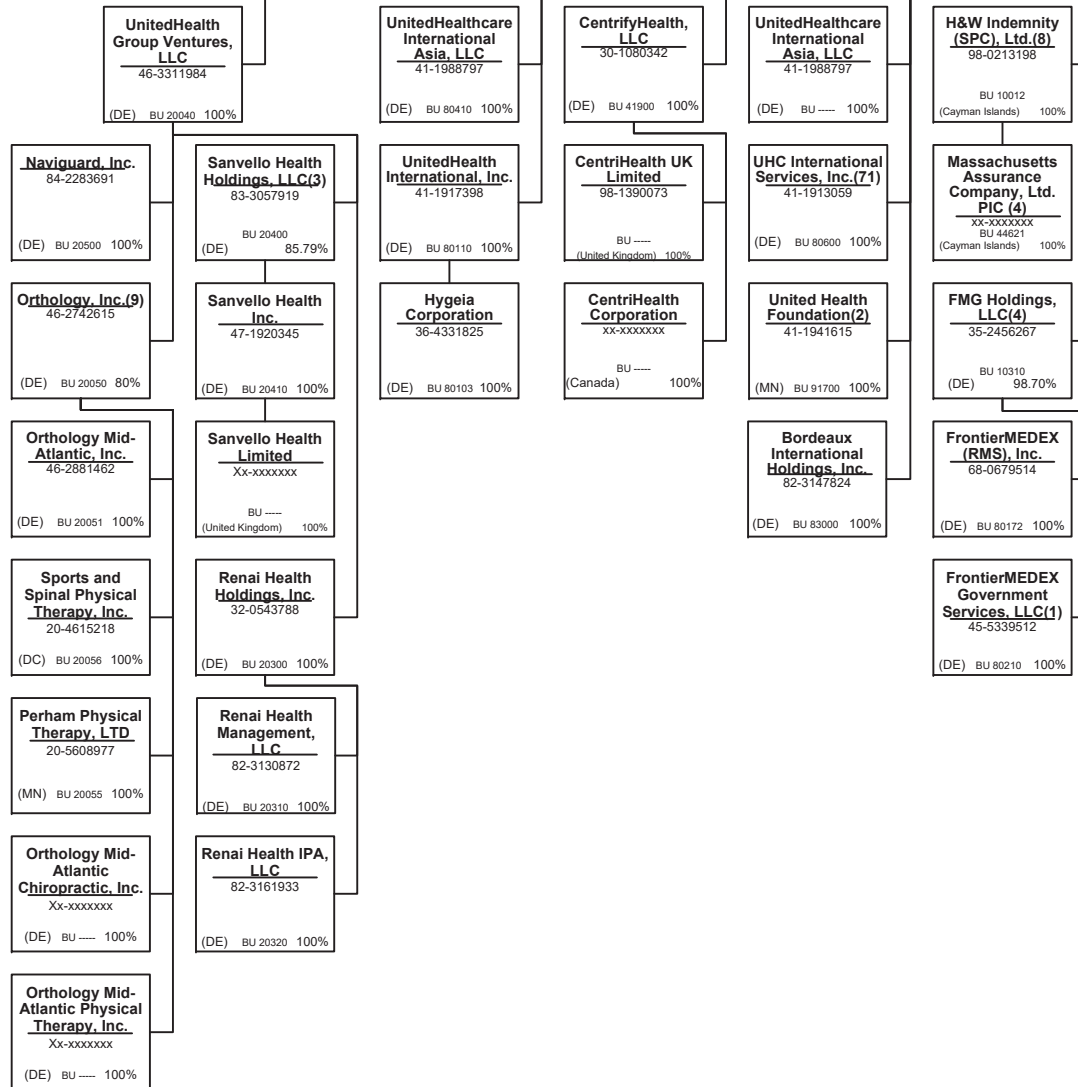


**SCHEDULE Y – INFORMATION CONCERNING ACTIVITIES OF INSURER MEMBERS OF A HOLDING COMPANY GROUP**  
**PART 1 – ORGANIZATIONAL CHART**

**UnitedHealth Group Incorporated**  
 ( DE ) 41-1321939

Continued from Previous Page

Continued on Next Page



15.1

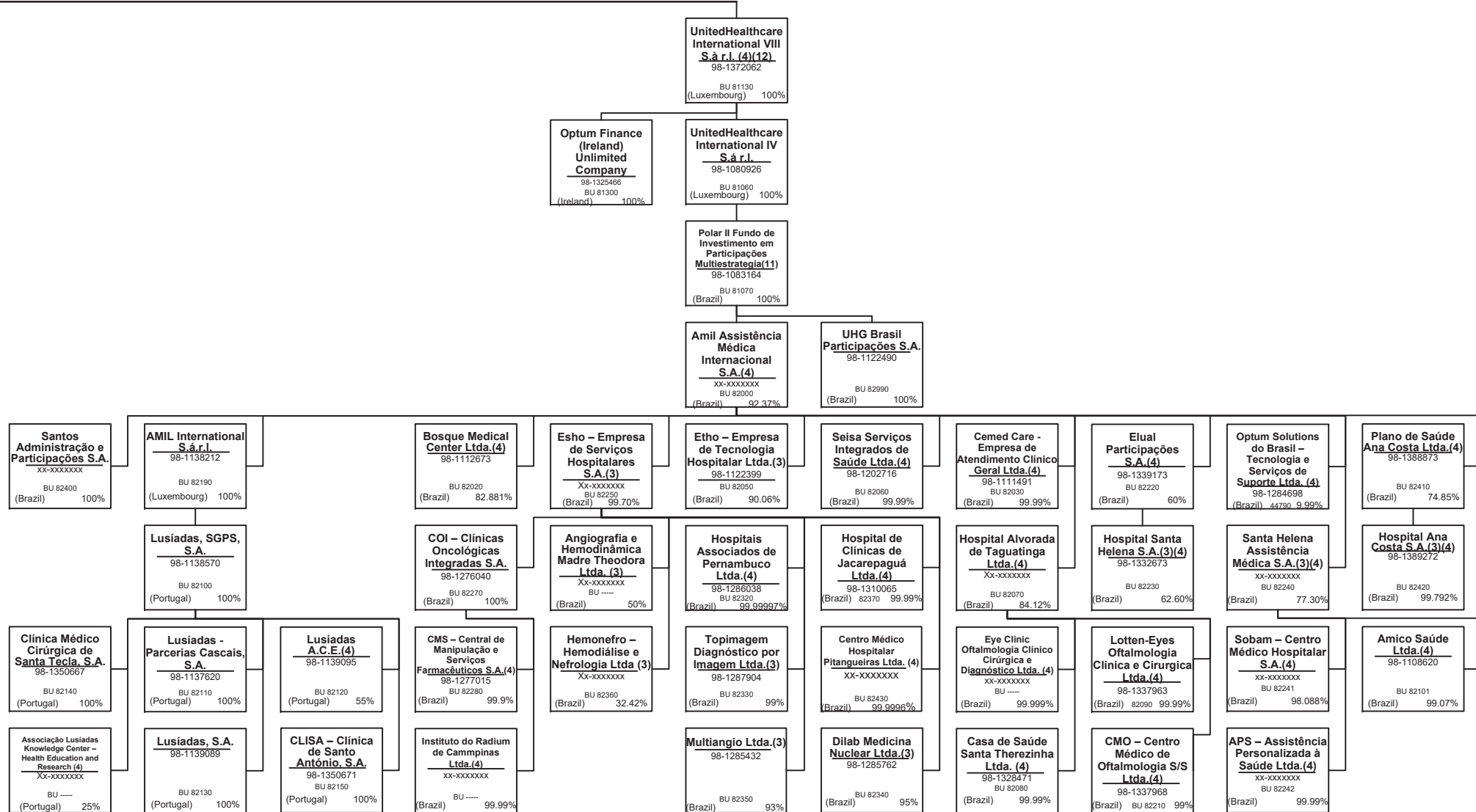


**SCHEDULE Y – INFORMATION CONCERNING ACTIVITIES OF INSURER MEMBERS OF A HOLDING COMPANY GROUP**  
**PART 1 – ORGANIZATIONAL CHART**

**UnitedHealth Group Incorporated**  
 ( DE ) 41-1321939

Continued from Previous Page

Continued on Next Page



15.3

**SCHEDULE Y – INFORMATION CONCERNING ACTIVITIES OF INSURER MEMBERS OF A HOLDING COMPANY GROUP**  
**PART 1 – ORGANIZATIONAL CHART**

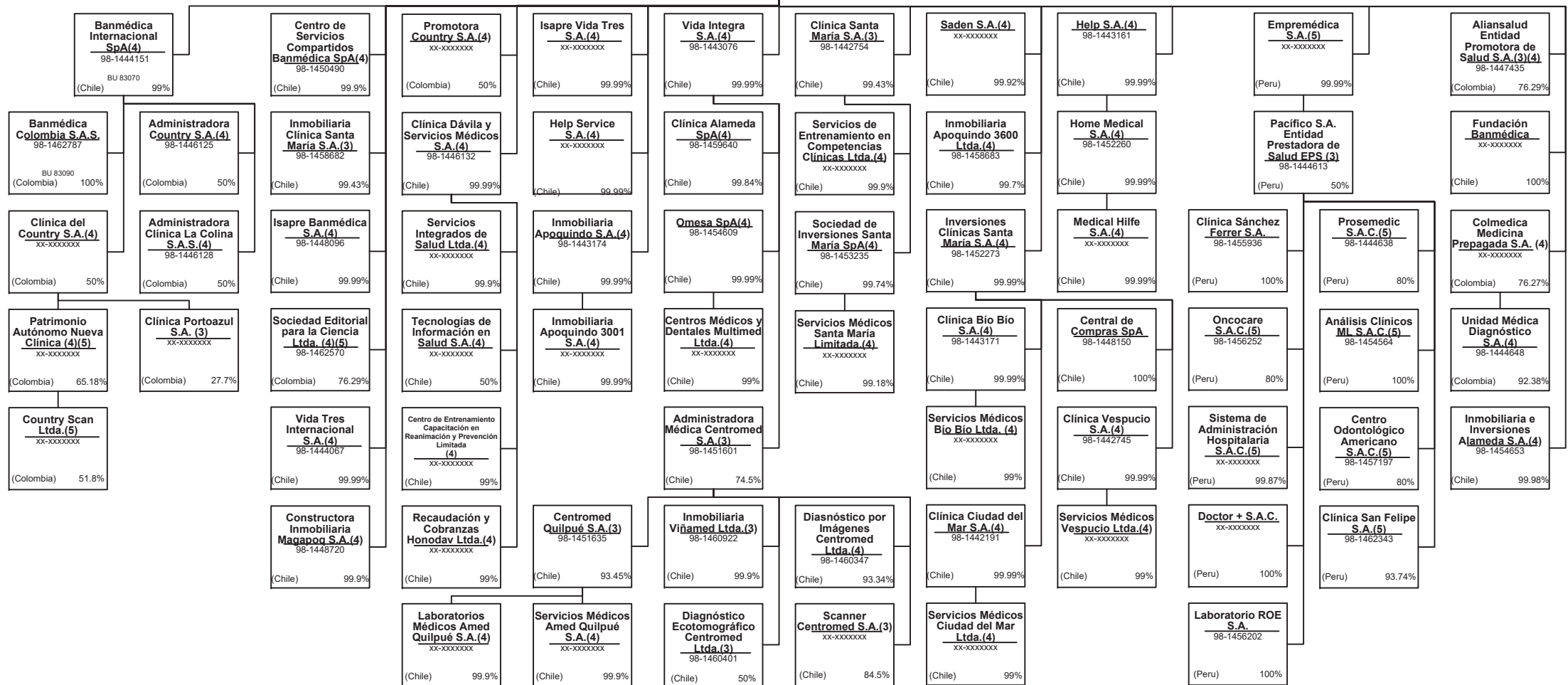
**UnitedHealth Group Incorporated**  
 ( DE ) 41-1321939

Continued from Previous Page

**United HealthCare Services, Inc.**  
 41-1289245  
 (MN) BU 20020 100%

Continued on Next Page

**Banmédica S.A.(3)**  
 98-1444127  
 BU 83060  
 (Chile) 98.2285%

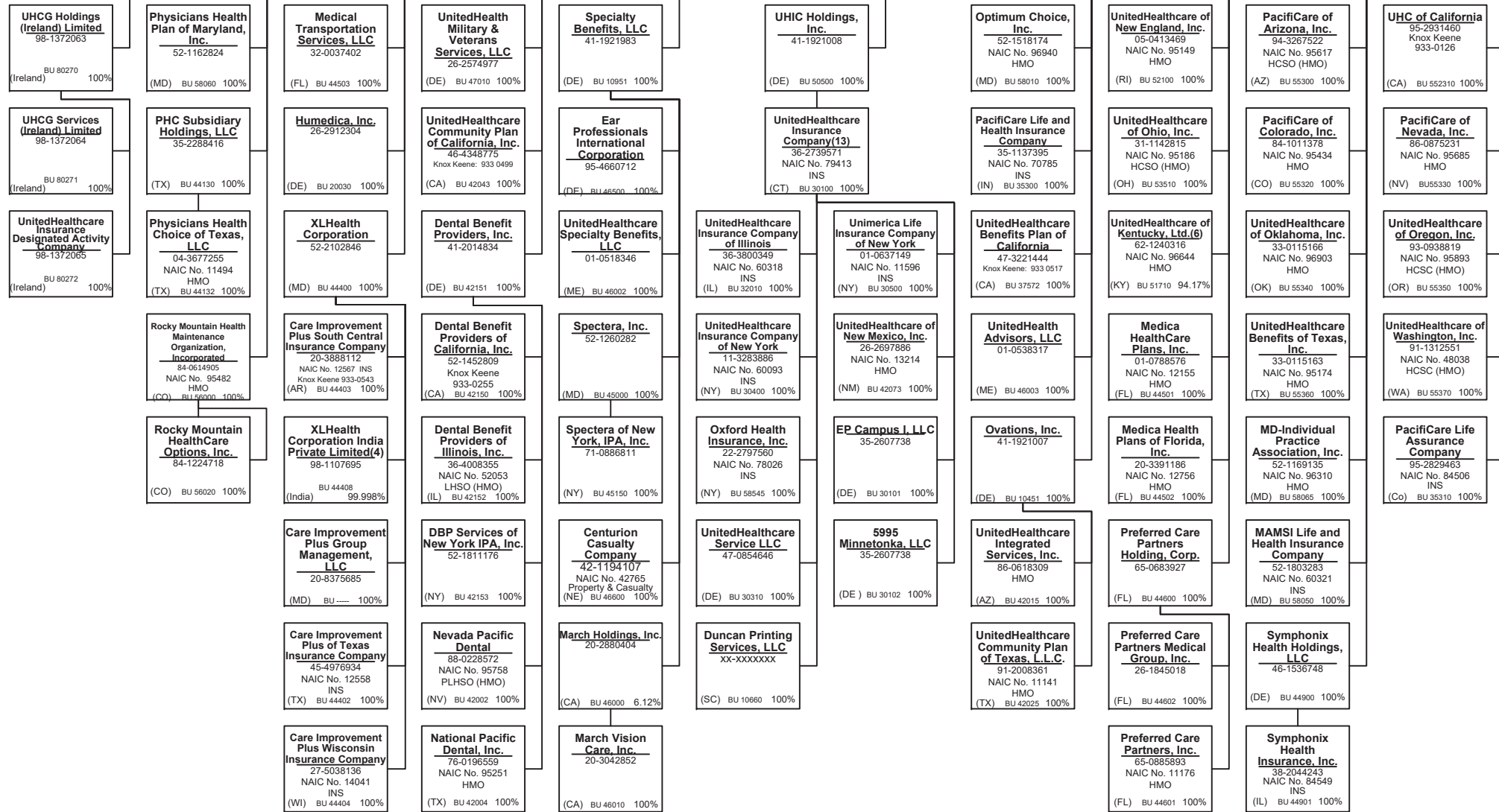


**SCHEDULE Y – INFORMATION CONCERNING ACTIVITIES OF INSURER MEMBERS OF A HOLDING COMPANY GROUP**  
**PART 1 – ORGANIZATIONAL CHART**

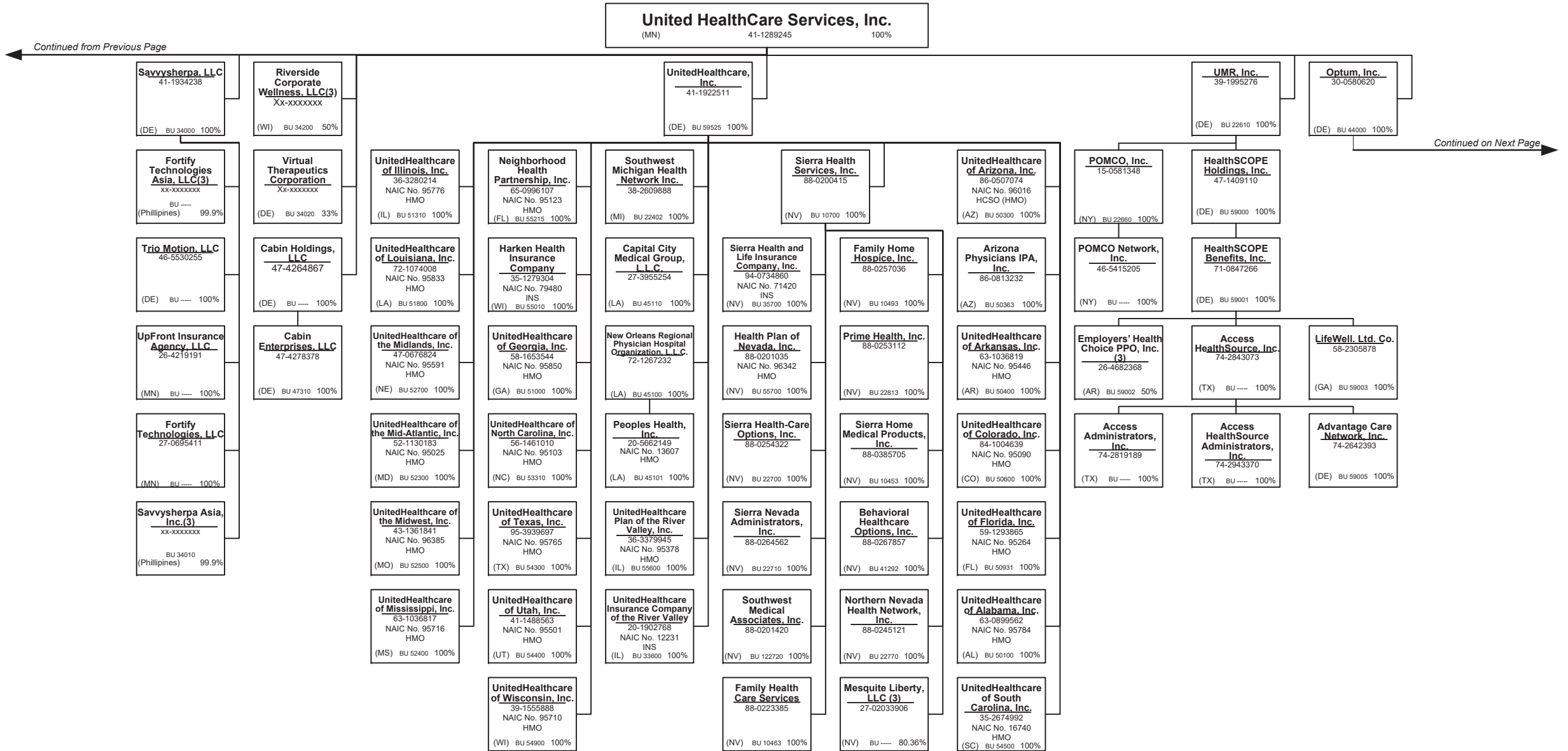
**United HealthCare Services, Inc.**  
 (MN) 41-1289245 100%

Continued from Previous Page

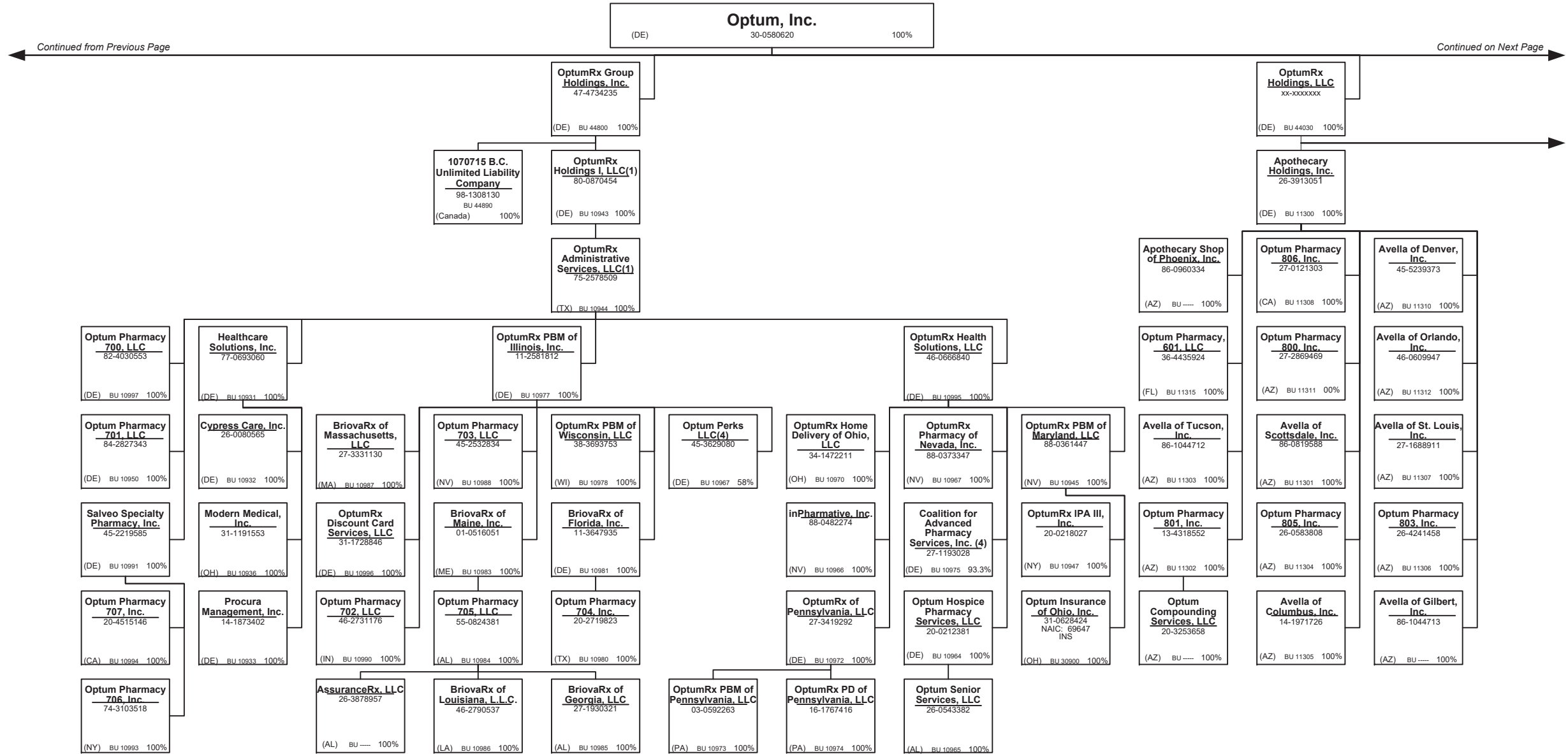
Continued on Next Page



**SCHEDULE Y – INFORMATION CONCERNING ACTIVITIES OF INSURER MEMBERS OF A HOLDING COMPANY GROUP**  
**PART 1 – ORGANIZATIONAL CHART**



**SCHEDULE Y – INFORMATION CONCERNING ACTIVITIES OF INSURER MEMBERS OF A HOLDING COMPANY GROUP**  
**PART 1 – ORGANIZATIONAL CHART**

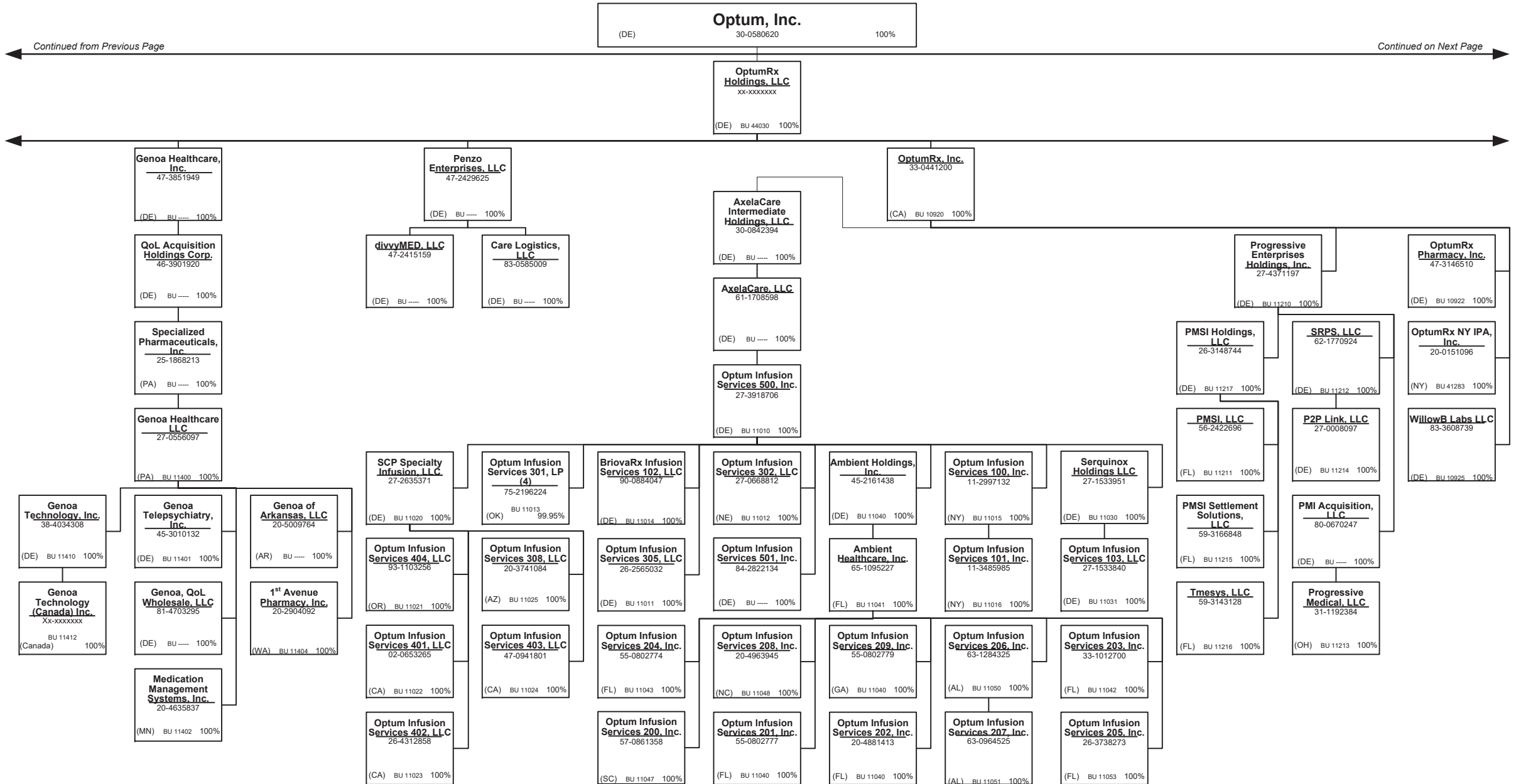


Continued from Previous Page

Continued on Next Page

15.7

**SCHEDULE Y – INFORMATION CONCERNING ACTIVITIES OF INSURER MEMBERS OF A HOLDING COMPANY GROUP**  
**PART 1 – ORGANIZATIONAL CHART**



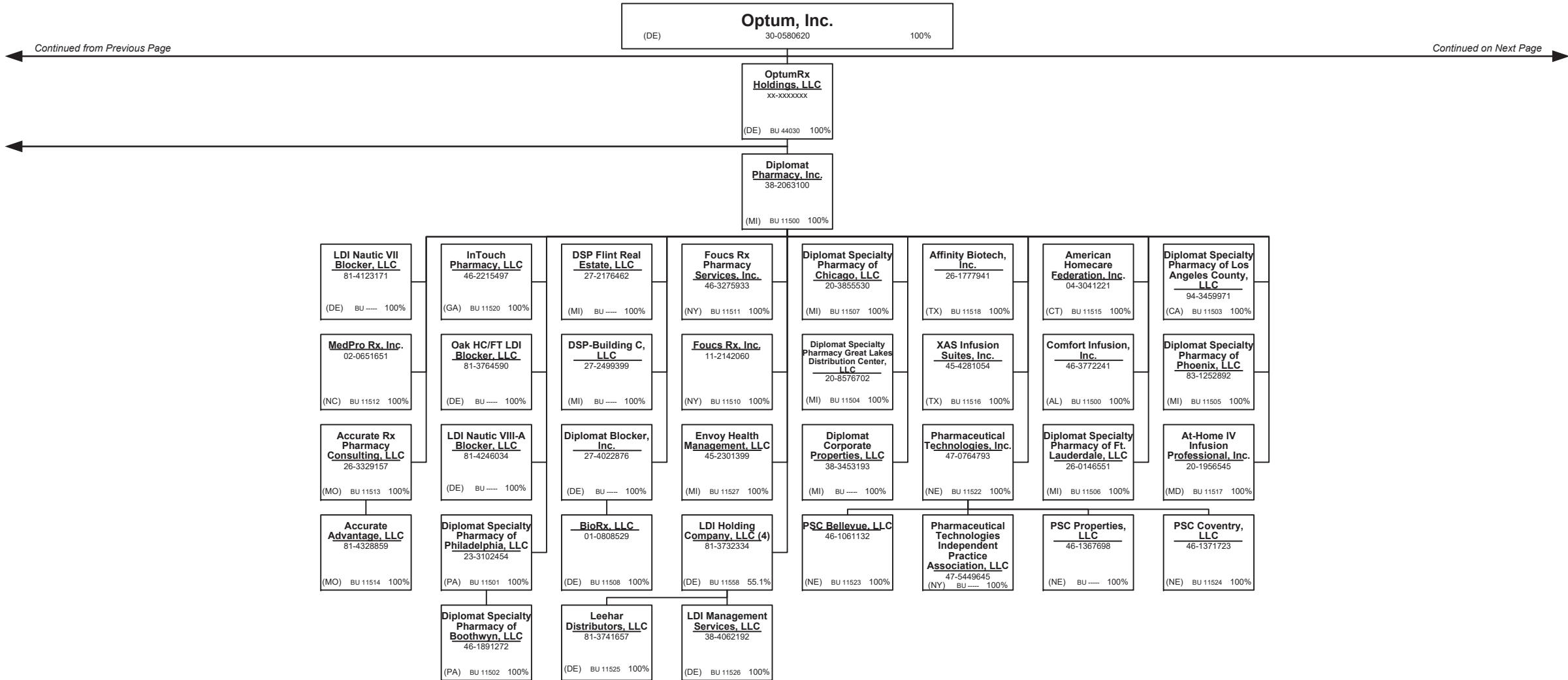
15.8

Continued from Previous Page

Continued on Next Page



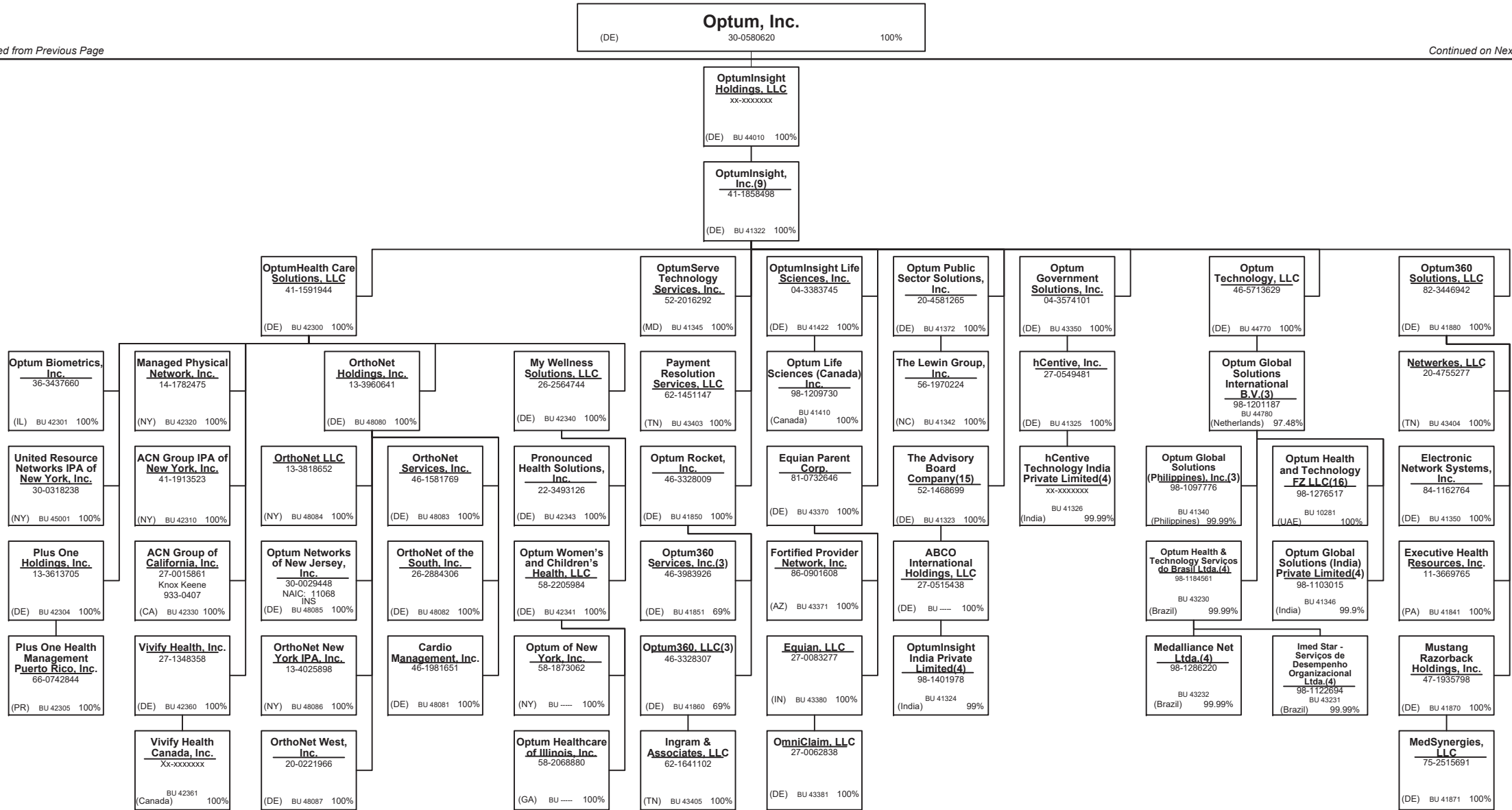
**SCHEDULE Y – INFORMATION CONCERNING ACTIVITIES OF INSURER MEMBERS OF A HOLDING COMPANY GROUP**  
**PART 1 – ORGANIZATIONAL CHART**



**SCHEDULE Y – INFORMATION CONCERNING ACTIVITIES OF INSURER MEMBERS OF A HOLDING COMPANY GROUP**  
**PART 1 – ORGANIZATIONAL CHART**

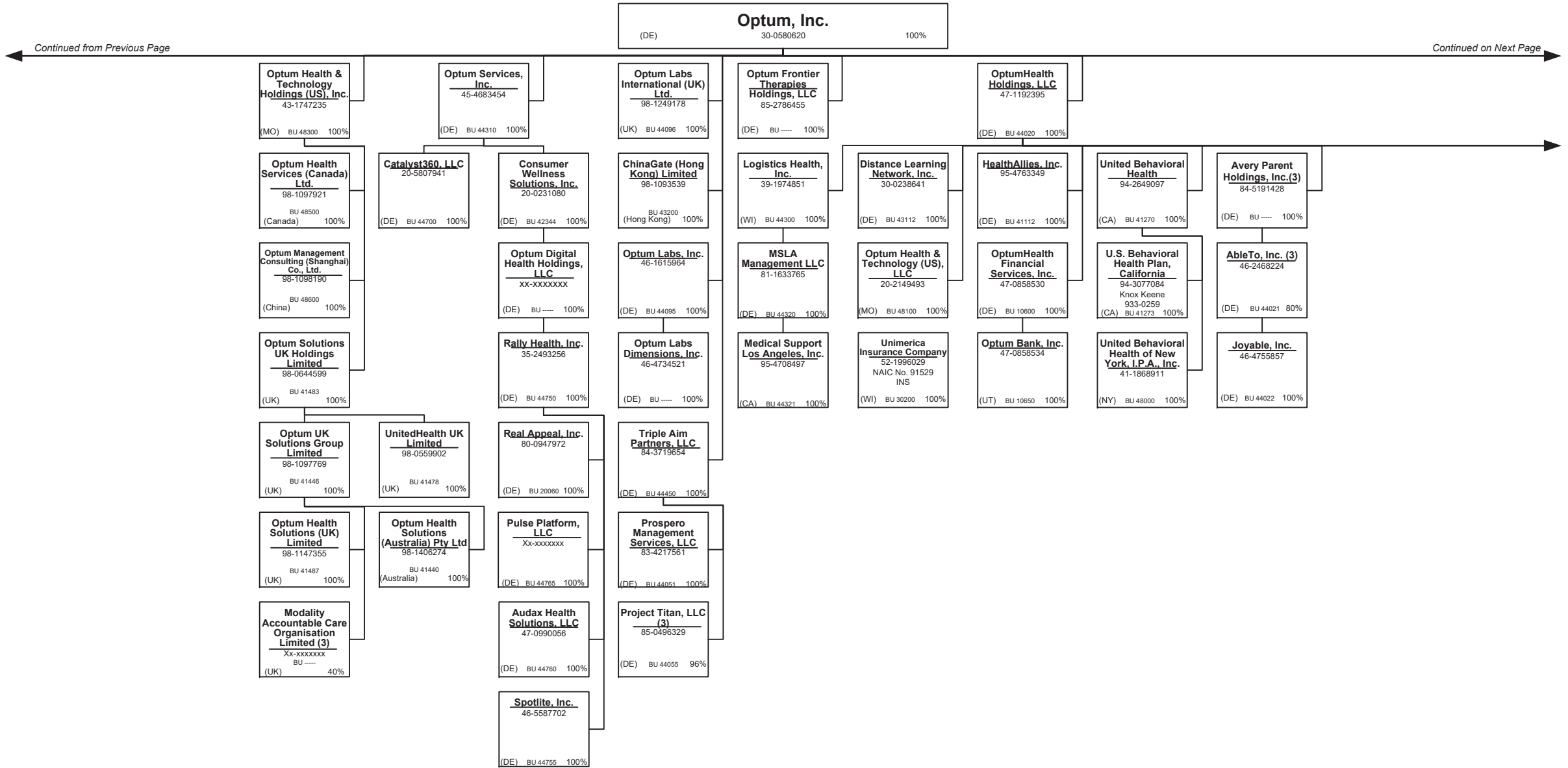
Continued from Previous Page

Continued on Next Page

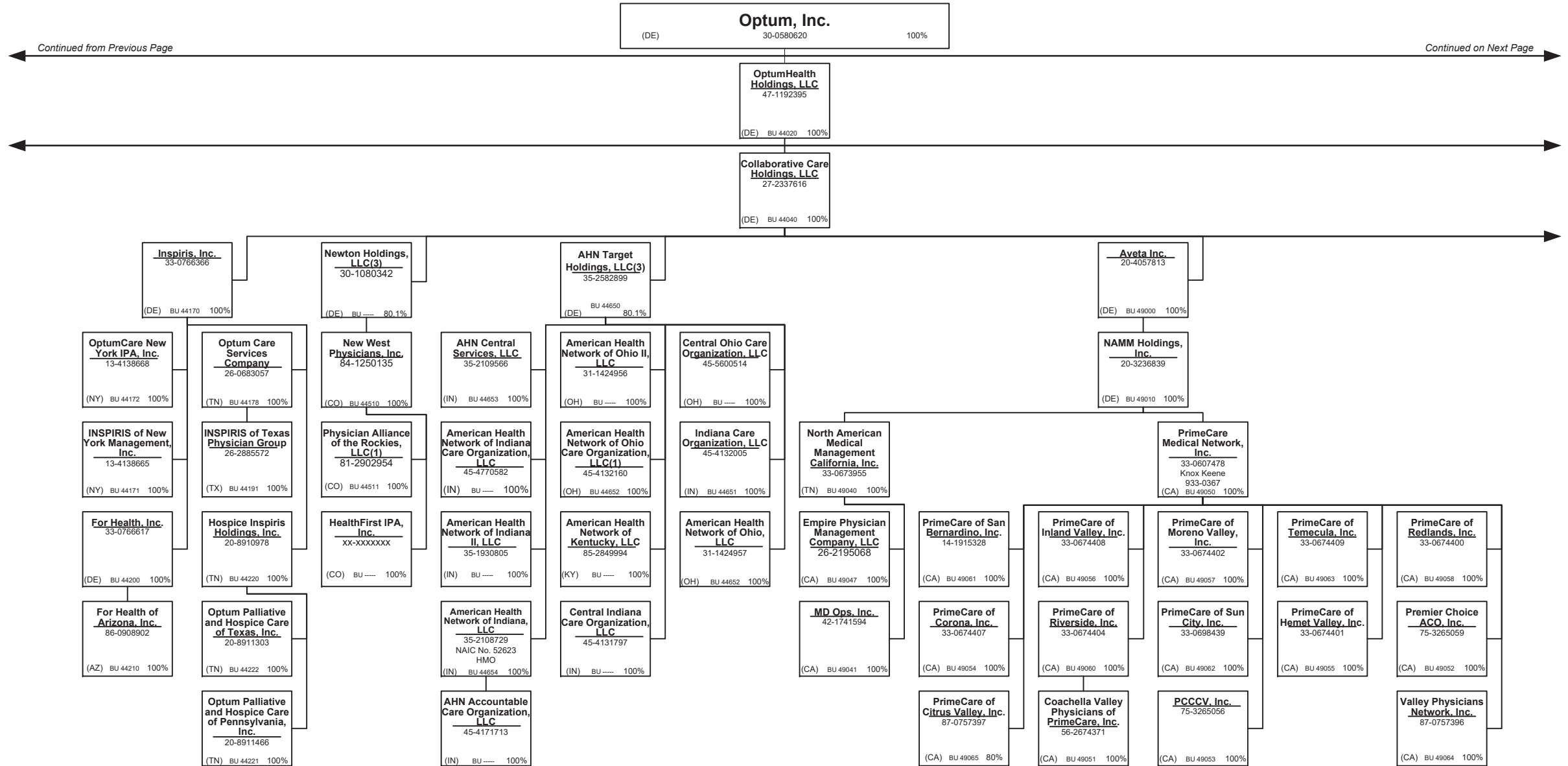


15.10

**SCHEDULE Y – INFORMATION CONCERNING ACTIVITIES OF INSURER MEMBERS OF A HOLDING COMPANY GROUP**  
**PART 1 – ORGANIZATIONAL CHART**



**SCHEDULE Y – INFORMATION CONCERNING ACTIVITIES OF INSURER MEMBERS OF A HOLDING COMPANY GROUP**  
**PART 1 – ORGANIZATIONAL CHART**



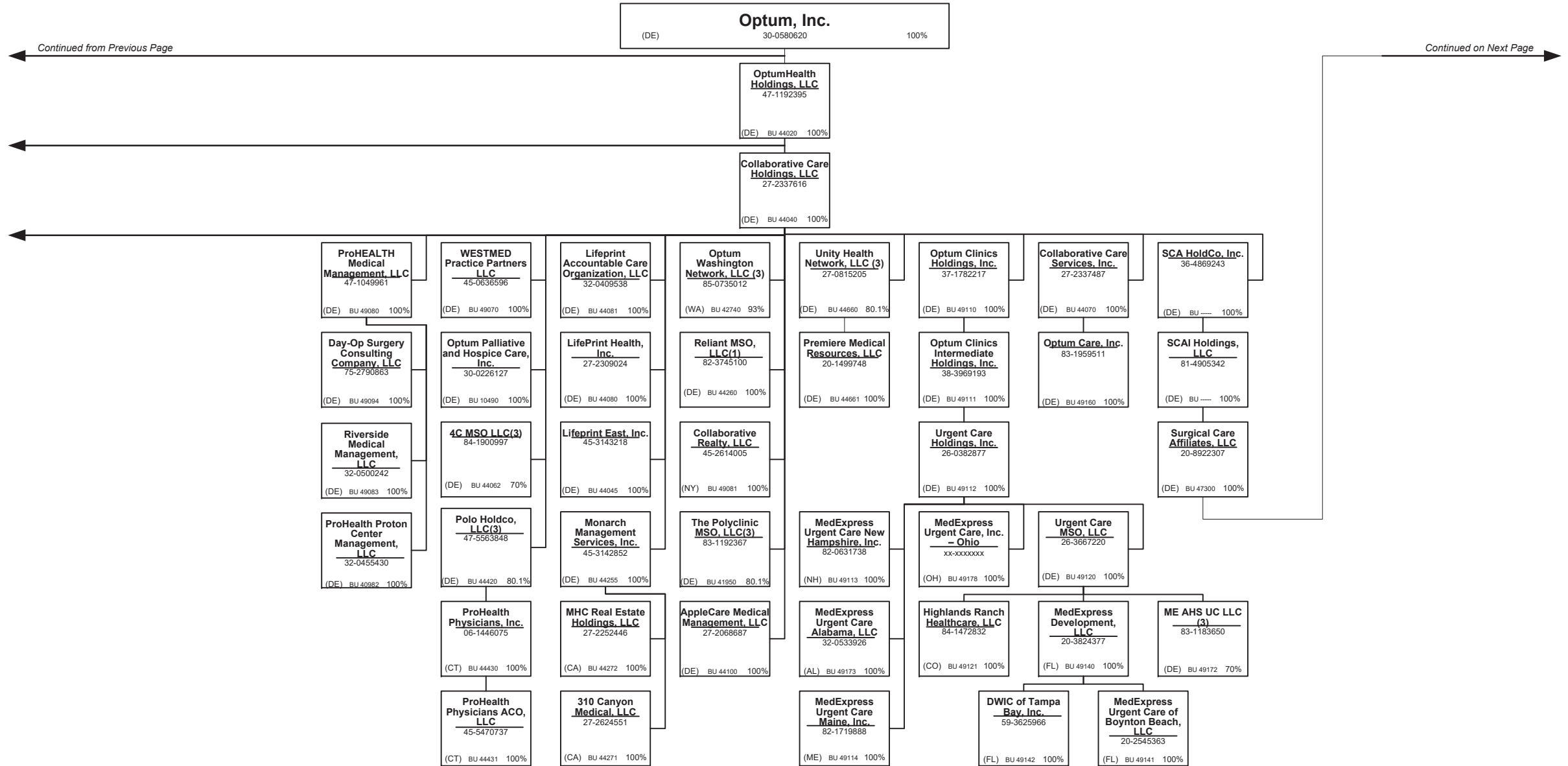
15.12

Continued from Previous Page

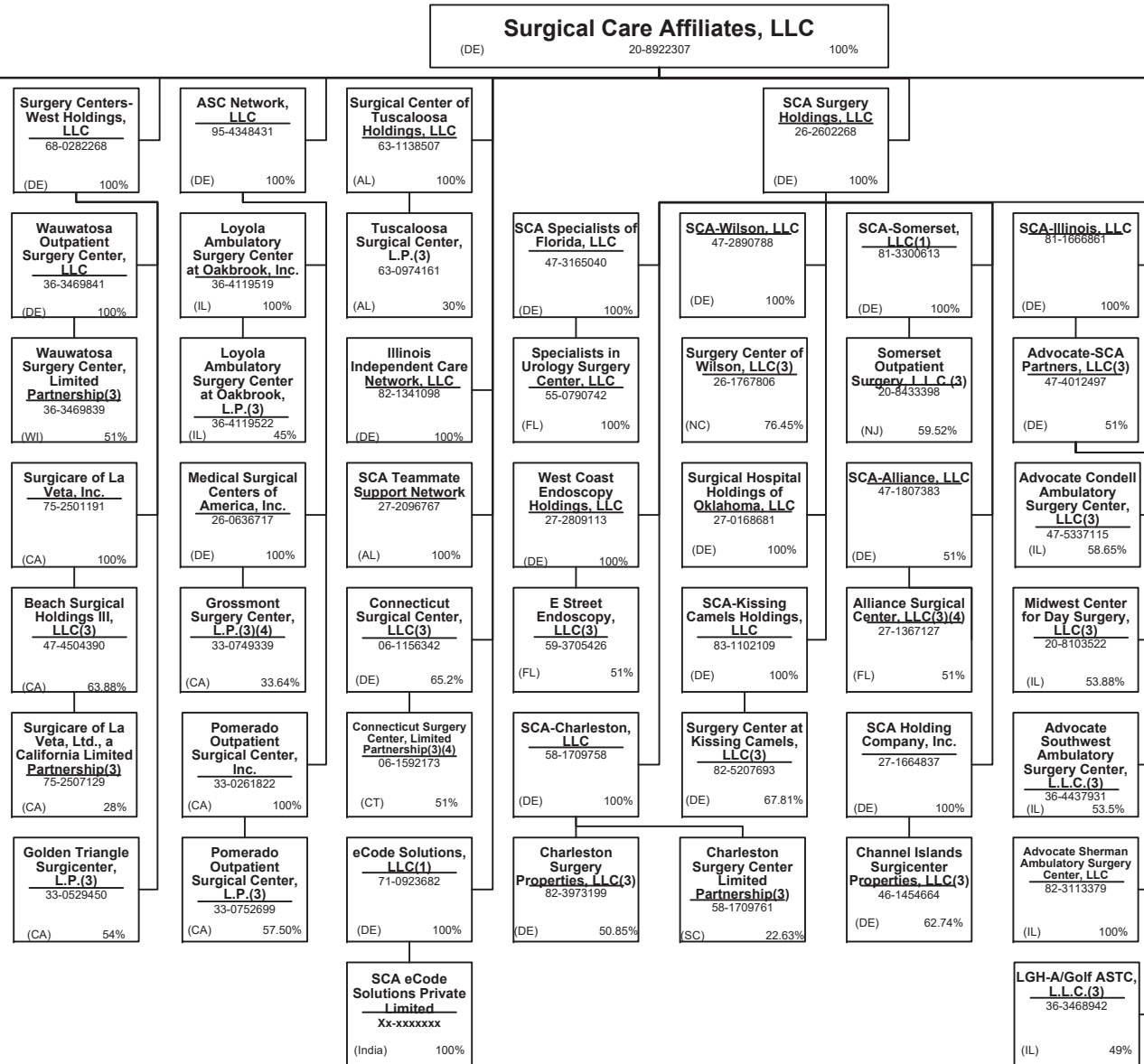
Continued on Next Page



**SCHEDULE Y – INFORMATION CONCERNING ACTIVITIES OF INSURER MEMBERS OF A HOLDING COMPANY GROUP**  
**PART 1 – ORGANIZATIONAL CHART**



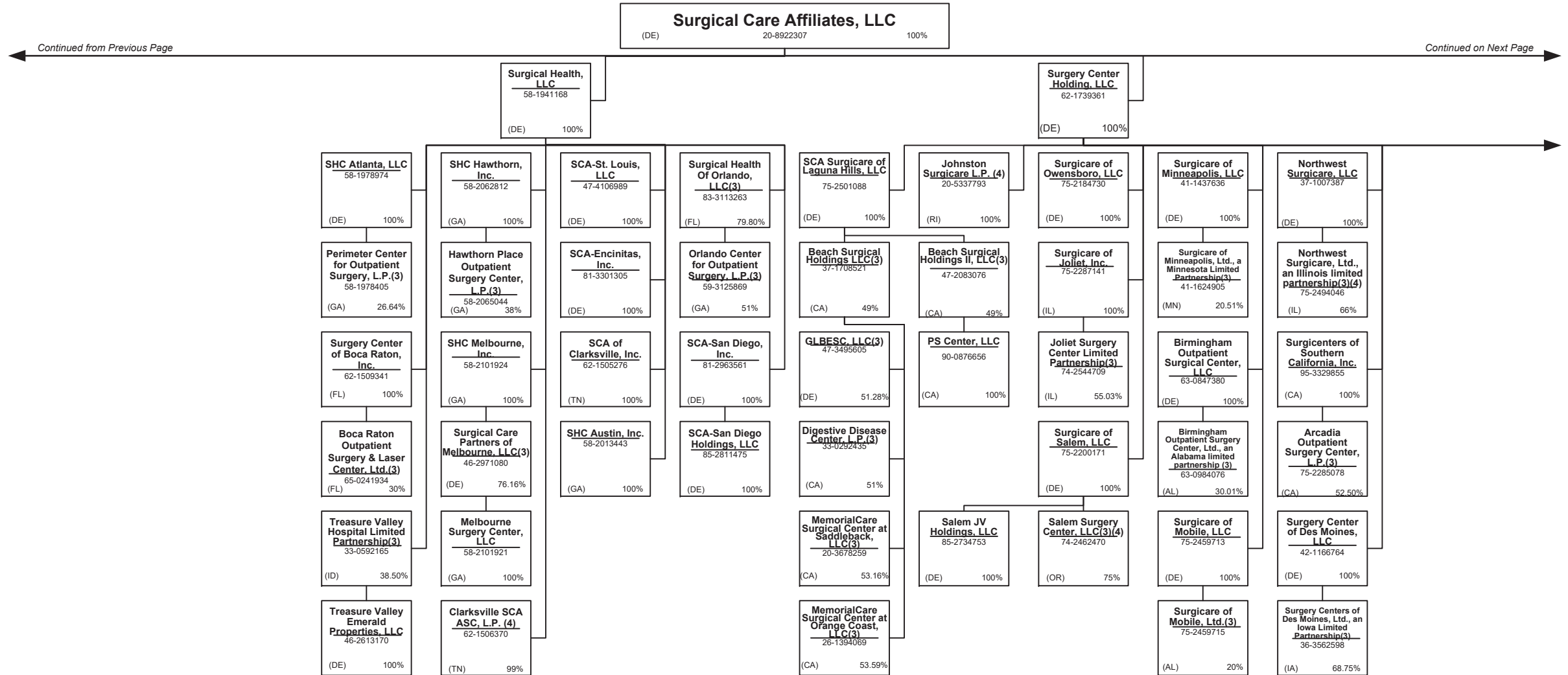
**SCHEDULE Y – INFORMATION CONCERNING ACTIVITIES OF INSURER MEMBERS OF A HOLDING COMPANY GROUP**  
**PART 1 – ORGANIZATIONAL CHART**



Continued from Previous Page

Continued on Next Page

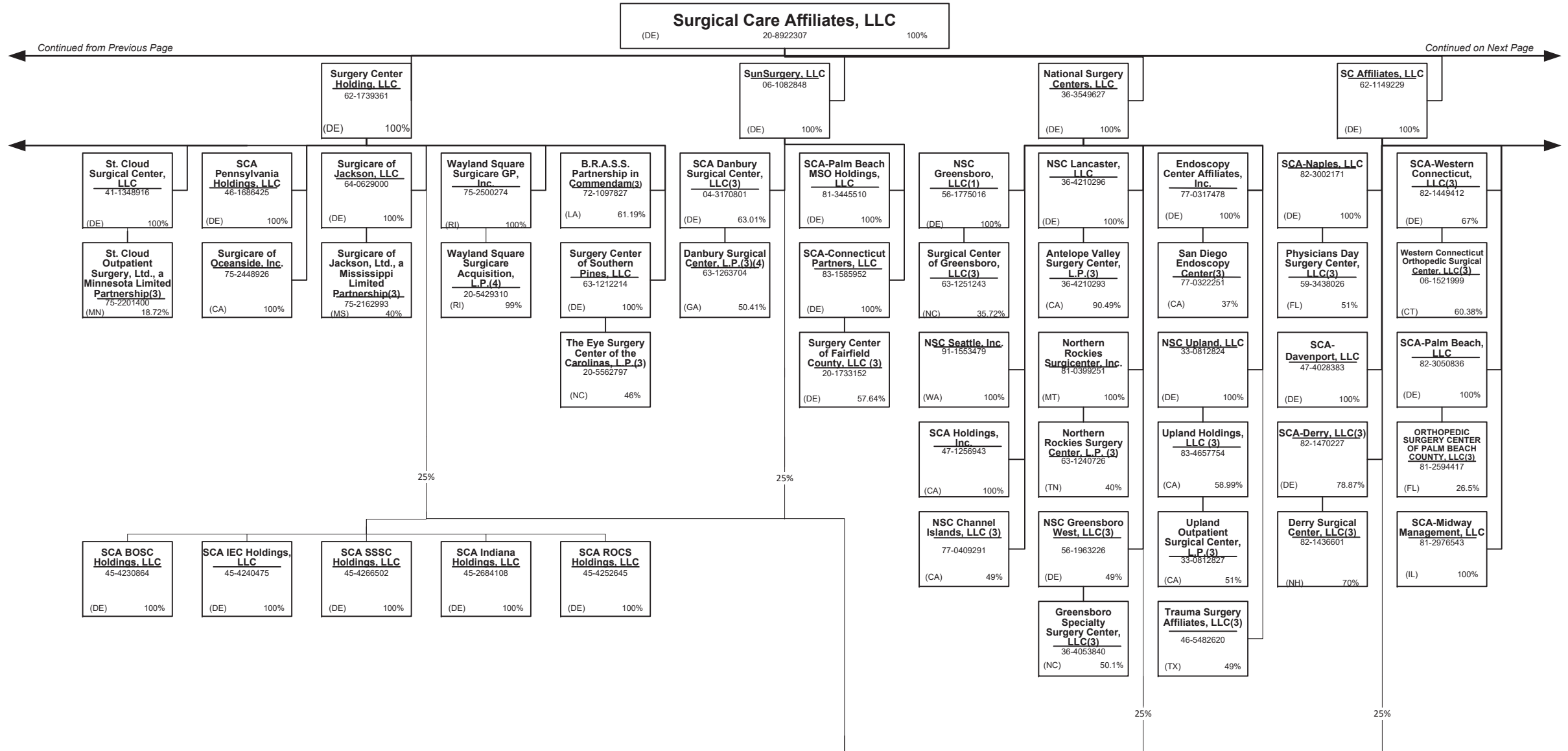
**SCHEDULE Y – INFORMATION CONCERNING ACTIVITIES OF INSURER MEMBERS OF A HOLDING COMPANY GROUP**  
**PART 1 – ORGANIZATIONAL CHART**



15.16



**SCHEDULE Y – INFORMATION CONCERNING ACTIVITIES OF INSURER MEMBERS OF A HOLDING COMPANY GROUP**  
**PART 1 – ORGANIZATIONAL CHART**



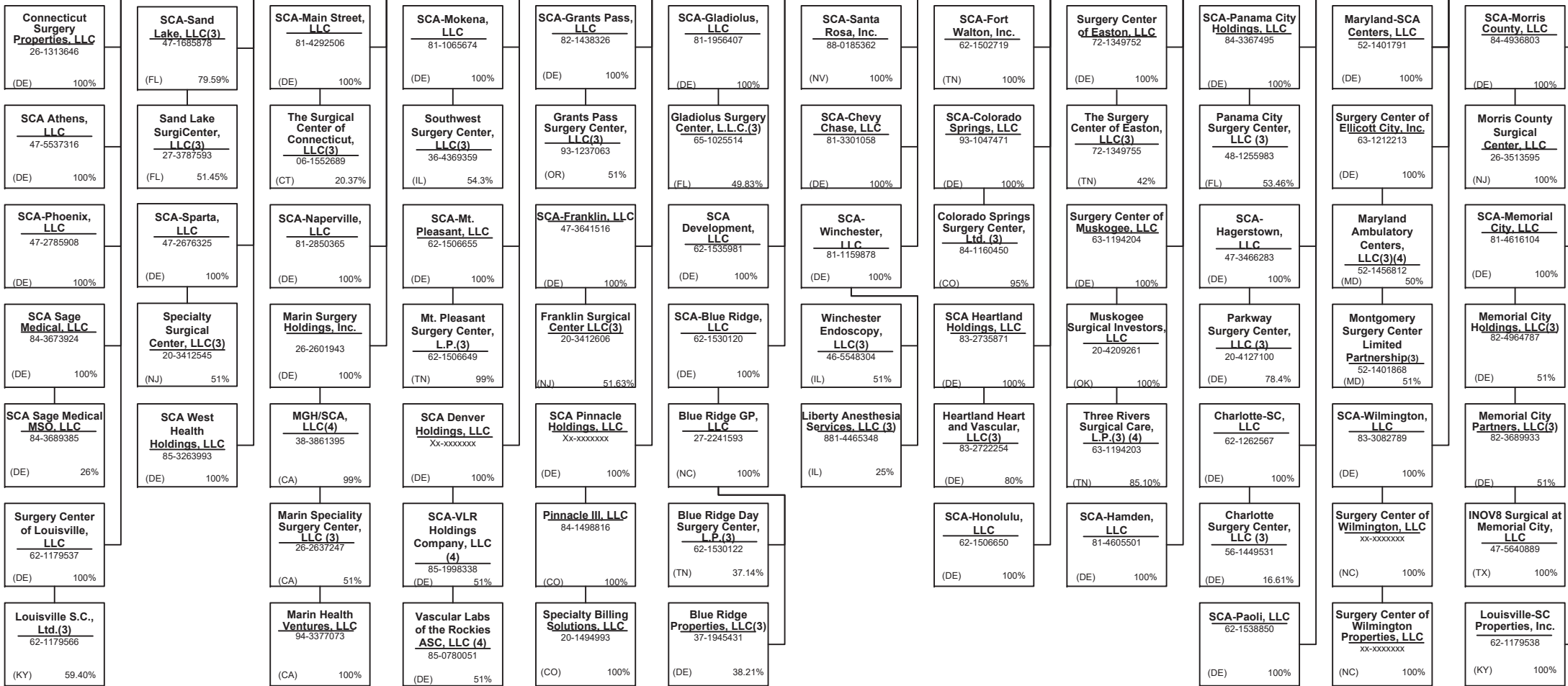
**SCHEDULE Y – INFORMATION CONCERNING ACTIVITIES OF INSURER MEMBERS OF A HOLDING COMPANY GROUP**  
**PART 1 – ORGANIZATIONAL CHART**

**Surgical Care Affiliates, LLC**  
 (DE) 20-8922307 100%

**SC Affiliates, LLC**  
 62-1149229  
 (DE) 100%

Continued from Previous Page

Continued on Next Page



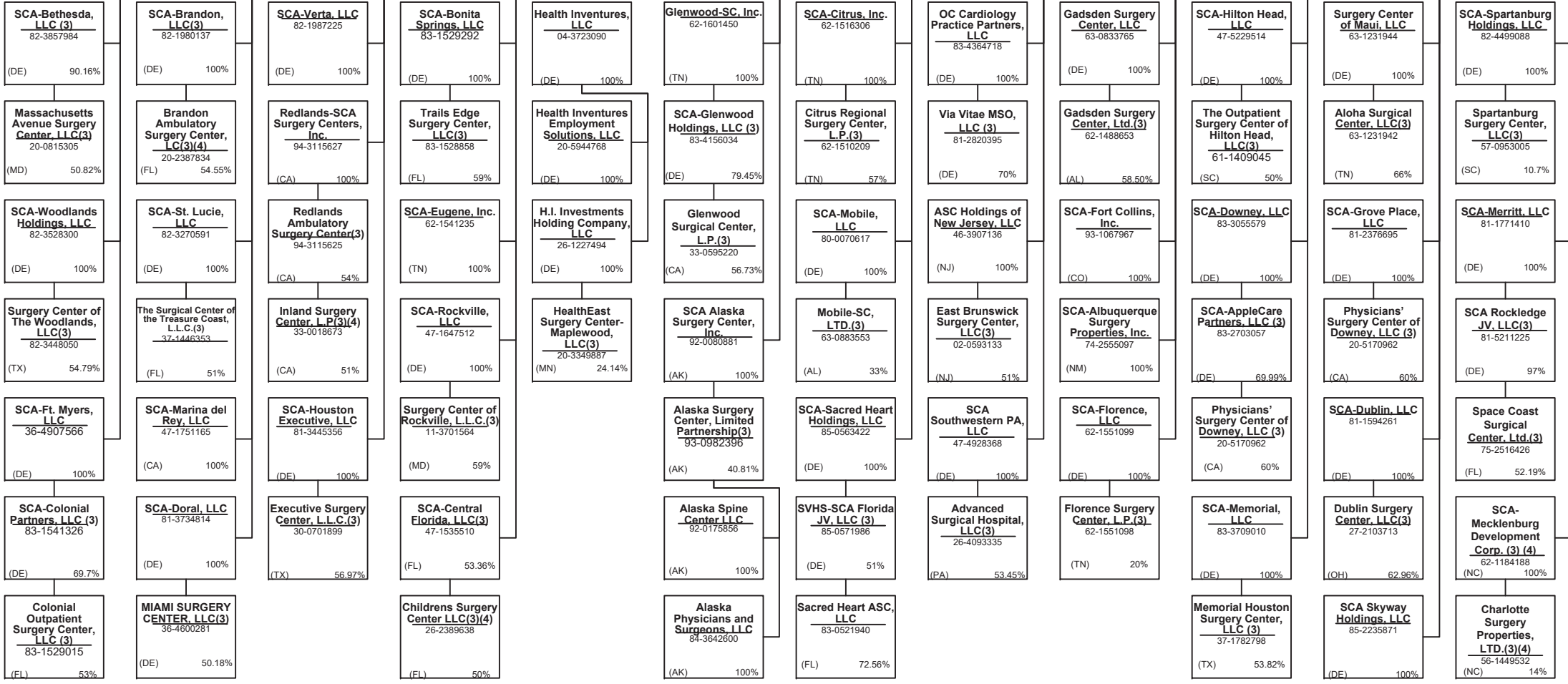
**SCHEDULE Y – INFORMATION CONCERNING ACTIVITIES OF INSURER MEMBERS OF A HOLDING COMPANY GROUP**  
**PART 1 – ORGANIZATIONAL CHART**

**Surgical Care Affiliates, LLC**  
 (DE) 20-8922307 100%

**SC Affiliates, LLC**  
 62-1149229  
 (DE) 100%

Continued from Previous Page

Continued on Next Page

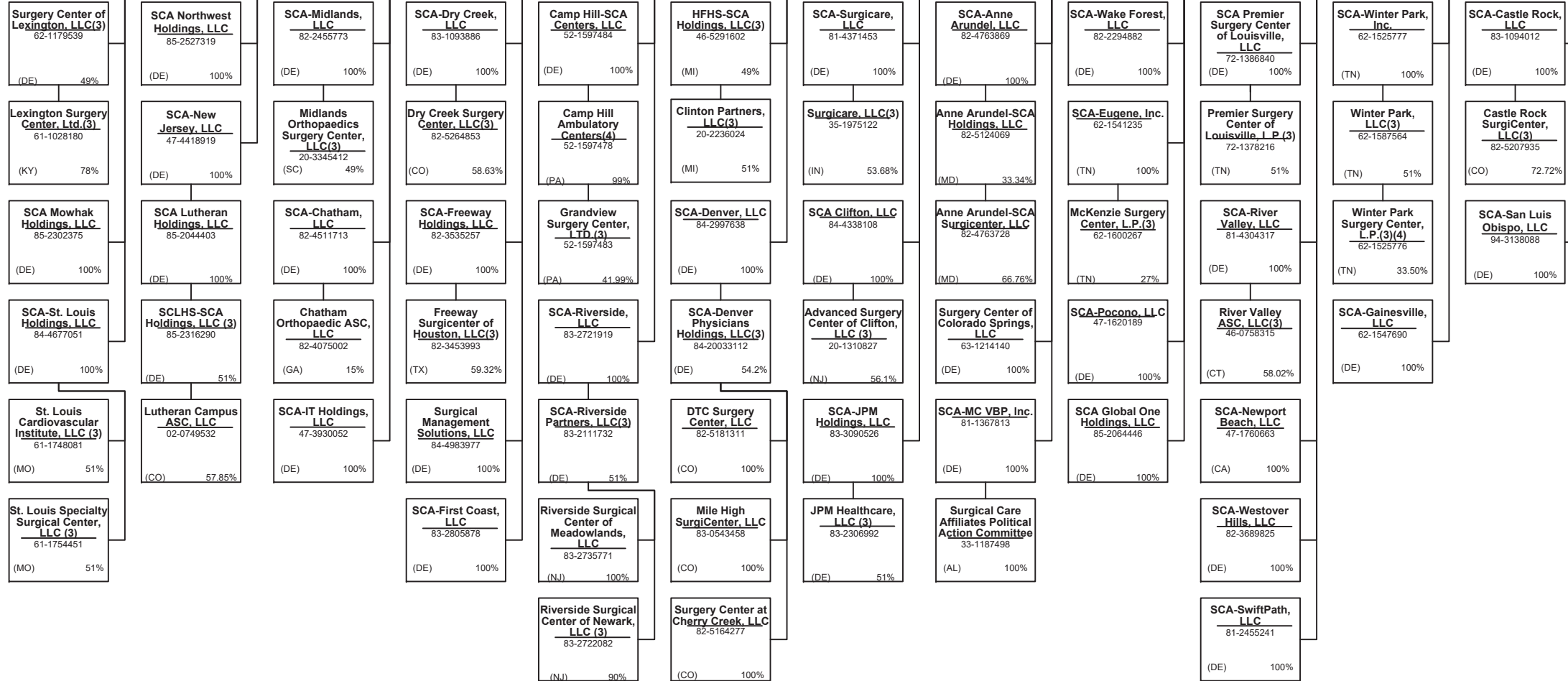


15.19

**SCHEDULE Y – INFORMATION CONCERNING ACTIVITIES OF INSURER MEMBERS OF A HOLDING COMPANY GROUP**  
**PART 1 – ORGANIZATIONAL CHART**

**Surgical Care Affiliates, LLC**  
 (DE) 20-8922307 100%

**SC Affiliates, LLC**  
 62-1149229  
 (DE) 100%



Continued from Previous Page

Continued on Next Page

15.20

**SCHEDULE Y – INFORMATION CONCERNING ACTIVITIES OF INSURER MEMBERS OF A HOLDING COMPANY GROUP**  
**PART 1 – ORGANIZATIONAL CHART**

**Surgical Care Affiliates, LLC**  
 (DE) 20-8922307 100%

**SC Affiliates, LLC**  
 62-1149229  
 (DE) 100%

**SCA-Practice Partners Holdings, LLC**  
 83-4121074  
 (DE) 100%

**Practice Partners in Healthcare, Inc.**  
 76-0770414  
 (DE) 100%

**OptumCare Specialty Practices, LLC**  
 84-3504842  
 (DE) 100%

**OCC MSO, LLC**  
 84-3189778  
 (DE) 50%

**SCA-Portland, LLC**  
 81-4139195  
 (DE) 100%

**Providence & SCA Outreach Markets Holdings, LLC(3)**  
 83-1591205  
 (DE) 49%

**SCA Pacific Holdings, Inc.**  
 27-1707364  
 (CA) 100%

**Santa Cruz Endoscopy Center, LLC(3)**  
 91-2127820  
 (CA) 50%

**SCA Austin Holdings, LLC**  
 47-5014406  
 (DE) 100%

**Arise Physician Group**  
 46-4843100  
 (TX) 100%

**SCA-Frederick, LLC**  
 81-2727879  
 (DE) 100%

**Thomas Johnson Surgery Center, LLC(3)**  
 26-1479919  
 (MD) 65%

**PPH Management Company, L.L.C.**  
 24-1453981  
 (DE) 100%

**PPH-Gardendale, Inc.**  
 26-4489980  
 (DE) 100%

**PPH-Columbia, Inc.**  
 26-4490039  
 (DE) 100%

**Best Vein Care of Mississippi, LLC (3)**  
 82-5149706  
 (MS) 100%

**PPH Holdings, LLC**  
 27-1454121  
 (DE) 100%

**Research Surgical Center LLC**  
 46-0558032  
 (CO) 51%

**Vein Centers US, LLC**  
 82-1451559  
 (DE) 50%

**Best Vein Care of Huntsville, LLC (3)**  
 82-2810483  
 (AL) 100%

**SCA Specialty Holdings of Connecticut, LLC**  
 85-2786147  
 (DE) 100%

**SCA Guilford Holdings, LLC**  
 85-2734387  
 (DE) 100%

**SCA Bloomfield Holdings, LLC**  
 85-2723465  
 (DE) 100%

**SCA Outside New Jersey, LLC**  
 85-2065454  
 (DE) 100%

**Virtua-SCA Holdings II, LLC**  
 85-2278858  
 (DE) 45%

**Providence & SCA On-Campus Holdings, LLC(3)**  
 82-3270499  
 (DE) 20%

**Surgery Center at St. Vincent, LLC (3)**  
 81-3129674  
 (OR) 57.7%

**Providence & SCA Off-Campus Holdings, LLC(3)**  
 82-3765555  
 (DE) 40%

**Oregon Outpatient Surgery Center, LLC(3)**  
 22-3883387  
 (OR) 51.18%

**Cornell Surgicenter, LLC**  
 83-2599969  
 (OR) 58.3439%

**Corpus Christi Endoscopy Center, L.L.P.(3)**  
 20-2595593  
 (TX) 18.5%

**CCEC Anesthesia Management, LLC(3)**  
 82-1715584  
 (TX) 100%

**Surgery Center of Mt. Scott, LLC (3)**  
 83-2600045  
 (OR) 51%

**SCA Hays Holdings, LLC**  
 47-5064834  
 (DE) 100%

**Hays JV Partners, LLC (3)**  
 85-2037257  
 (TX) 31.37%

**Hays Surgery Center, LLC(3)(4)**  
 27-4579547  
 (TX) 51%

**SCA Cedar Park Holdings, LLC**  
 47-5030792  
 (DE) 100%

**Cedar Park Surgery Center, LLC**  
 27-2533497  
 (TX) 72.69%

**SCA Austin Medical Center Holdings, LLC(3)**  
 47-5051685  
 (DE) 100%

**SCA Stonegate Holdings, LLC**  
 47-5038680  
 (DE) 100%

**Stonegate JV Partners, LLC(3)**  
 85-2023852  
 (TX) 39.22%

**Stonegate Surgery Center, L.P.(3)(4)**  
 20-1211544  
 (TX) 51%

**SCA Palisades Holdings, LLC**  
 85-1370857  
 (DC) 100%

**Rockville Eye Surgery Center, LLC (3)**  
 04-3713185  
 (MD) 55%

**SCA Spectrum Holdings, LLC**  
 85-2811679  
 (DE) 100%

**SCA Spectrum Health Partners, LLC**  
 85-2235642  
 (MI) 100%

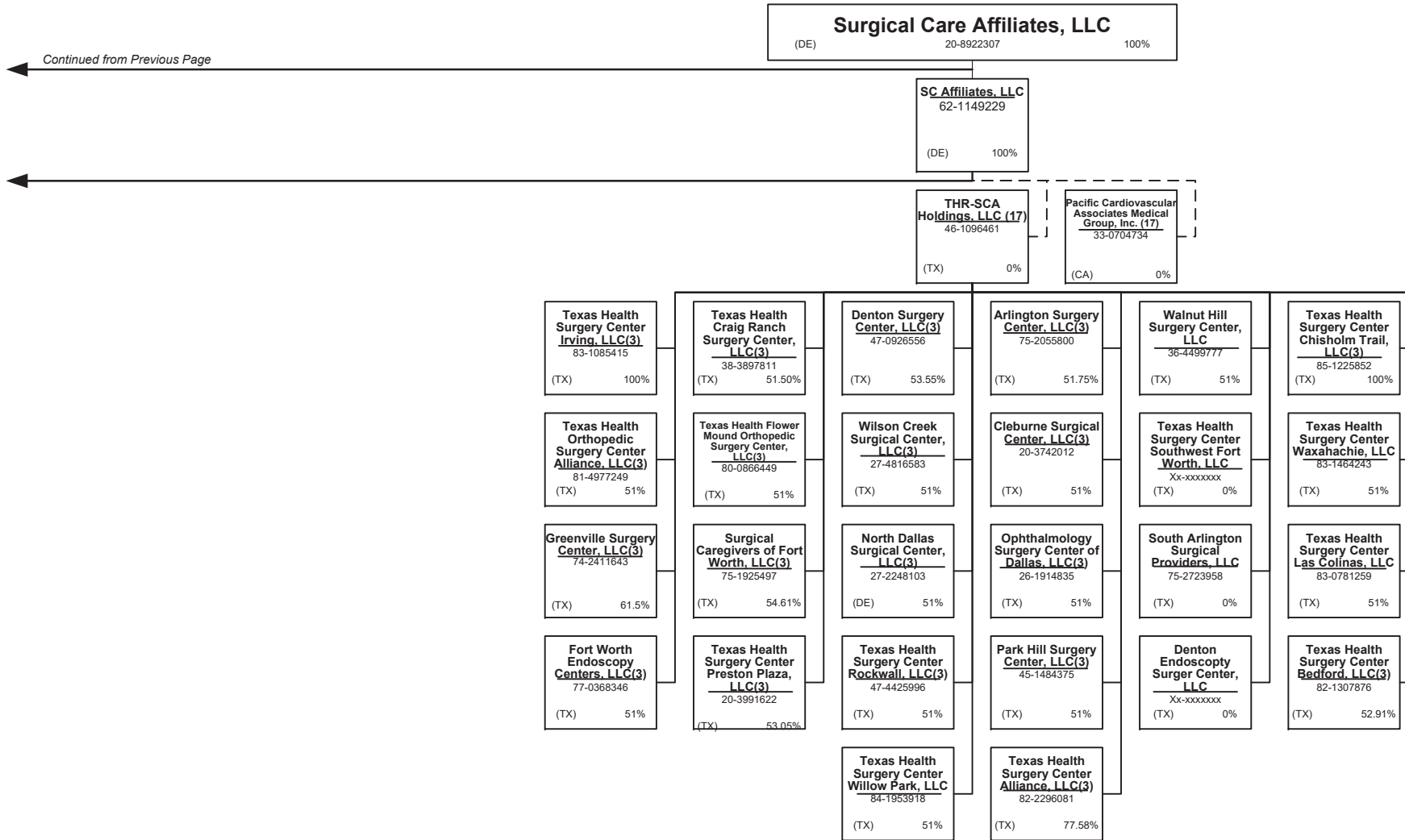
**Spectrum Health Orthopedic Surgery Center, LLC**  
 85-2207316  
 (MI) 100%

Continued from Previous Page

Continued on Next Page

15.21

**SCHEDULE Y – INFORMATION CONCERNING ACTIVITIES OF INSURER MEMBERS OF A HOLDING COMPANY GROUP**  
**PART 1 – ORGANIZATIONAL CHART**



Continued from Previous Page

**SCHEDULE Y – INFORMATION CONCERNING ACTIVITIES OF INSURER MEMBERS OF A HOLDING COMPANY GROUP**

## PART 1 – ORGANIZATIONAL CHART

## Physician Owned Entities

Entity Name	Juris.	Federal Tax ID	Entity Name	Juris.	Federal Tax ID
4C Medical Group, PLC	AZ	45-2402948	INSPIRIS of New York Medical Services, P.C.	NY	13-4168739
A.G. Dikengil, Inc.	NJ	22-3149900	INSPIRIS of Pennsylvania Medical Services, P.C.	PA	26-2895670
AbleTo Behavioral Health Services, P.C.	CT	47-5519672	Level 2 Medical Services, P.A.	DE	84-5003916
AbleTo Licensed Clinical Social Worker Services, P.C.	CA	--	March Vision Care Group, Incorporated	CA	95-4874334
AppleCare Hospitalists Medical Group, Inc.	CA	14-1890491	March Vision Care IPA, Inc.	NY	27-3115058
AppleCare Medical ACO, LLC	CA	45-2852872	March Vision Care of Texas, Inc.	TX	45-4227915
AppleCare Medical Group St. Francis, Inc.	CA	33-0845269	MAT-RX DEVELOPMENT, L.L.C.	TX	43-1967820
AppleCare Medical Group, Inc.	CA	33-0898174	Mat-Rx Fort Worth GP, L.L.C.	TX	35-2262695
ARTA Health Network, P.C.	CA	46-1772418	ME Urgent Care Nebraska, Inc.	NE	81-0936574
ARTA Western California, Inc.	CA	33-0658815	MedExpress Employed Services, Inc.	DE	81-1265129
Aspectus, Inc.	MA	04-3403101	MedExpress Primary Care Arizona, P.C.	AZ	81-4550969
Better Health Value Network, LLC	WA	47-4349079	MedExpress Primary Care Arkansas, P.A.	AR	84-4234388
Bexar Imaging Center, LLC	TX	22-3858211	MedExpress Primary Care Kansas, P.A.	KS	81-4605885
California Spring Holdings, PC	CA	81-0881243	MedExpress Primary Care Maryland, P.C.	MD	82-3384324
Centers for Family Medicine, GP	CA	33-0483510	MedExpress Primary Care Massachusetts, P.C.	MA	82-1096099
David Moen, M.D. P.C.	NY	81-5101448	MedExpress Primary Care Minnesota P.C.	MN	81-4396738
David R. Ferrell, M.D., P.C.	NV	45-2380022	MedExpress Primary Care Oklahoma, P.C.	OK	83-1077265
Day-OP Center Of Long Island Inc.	NY	11-2811353	MedExpress Primary Care South Carolina, P.C.	SC	83-0764858
Durable Medical Equipment, Inc.	MA	04-3106404	MedExpress Primary Care Texas, P.A.	TX	84-2500750
Empire Physicians' Medical Group, Inc.	CA	33-0181426	MedExpress Primary Care Virginia, P.C.	VA	82-3395792
Everett Physicians, Inc. P.S.	WA	81-1625636	MedExpress Primary Care West Virginia, Inc.	WV	82-4401181
First Hill Surgery Center, LLC	WA	47-2066485	MedExpress Primary Care Wisconsin, S.C.	WI	81-4563448
Greater Phoenix Collaborative Care, P.C.	AZ	27-2337725	MedExpress Urgent Care – New Jersey, P.C.	NJ	45-5388778
HealthCare Partners Affiliates Medical Group	CA	95-4526112	MedExpress Urgent Care - Northern New Jersey PC	NJ	83-2089623
HealthCare Partners ASC-HB, LLC	CA	26-4247365	MedExpress Urgent Care Arizona, P.C.	AZ	81-4030280
HealthCare Partners Associates Medical Group, P.C.	CA	45-5273760	MedExpress Urgent Care Arkansas, P.A.	AR	46-4348120
HealthCare Partners Medical Group, P.C.	CA	95-4340584	MedExpress Urgent Care California, P.C.	CA	82-0930142
Homecare Dimensions of Florida, Inc.	TX	81-0884465	MedExpress Urgent Care Connecticut, P.C.	CT	81-1956812
Homecare Dimensions, Inc.	TX	74-2758644	MedExpress Urgent Care Idaho, P.C.	ID	82-1135336
IN Style OPTICAL, LLC	MA	27-3296953	MedExpress Urgent Care Illinois, P.C.	IL	47-4308614
Inland Faculty Medical Group, Inc.	CA	33-0618077	MedExpress Urgent Care Iowa, P.C.	IA	81-5353472
Inspiris Medical Services of New Jersey, P.C.	NJ	45-2563134	MedExpress Urgent Care Kansas, P.A.	KS	47-1919283
INSPIRIS of Michigan Medical Services, P.C.	MI	27-1561674	MedExpress Urgent Care Minnesota P.C.	MN	81-1125396

**SCHEDULE Y – INFORMATION CONCERNING ACTIVITIES OF INSURER MEMBERS OF A HOLDING COMPANY GROUP**

## PART 1 – ORGANIZATIONAL CHART

## Physician Owned Entities

<b>Entity Name</b>	<b>Juris.</b>	<b>Federal Tax ID</b>	<b>Entity Name</b>	<b>Juris.</b>	<b>Federal Tax ID</b>
MedExpress Urgent Care Missouri P.C.	MO	47-3132625	naviHealth Coordinated Care SC, P.C.	MI	85-0975337
MedExpress Urgent Care North Carolina, P.C.	NC	81-5138747	naviHealth Michigan HBPC, P.C.	MI	84-3469040
MedExpress Urgent Care Oregon, P.C.	OR	82-1919436	Nifty After Fifty/Monarch, LLC	CA	26-2995765
MedExpress Urgent Care Rhode Island, P.C.	RI	81-5362765	Northridge Medical Group, Inc.	CA	95-4748023
MedExpress Urgent Care South Carolina, P.C.	SC	81-5380706	Northwest Medical Group Alliance, LLC	WA	91-1699944
MedExpress Urgent Care Texas, P.A.	TX	47-5147441	NPN IPA Washington, PLLC	WA	61-1855159
MedExpress Urgent Care Washington, P.C.	WA	82-2443118	Optum Clinic, P.A.	TX	75-2778455
MedExpress Urgent Care Wisconsin, S.C.	WI	81-4281678	Optum Medical Services of California, P.C.	CA	30-0826311
MedExpress Urgent Care, Inc. – West Virginia	WV	26-4546400	Optum Medical Services of Colorado, P.C.	CO	45-5424191
MedExpress Urgent Care, P.C. – Georgia	GA	47-1804667	Optum Medical Services, P.C.	NC	45-3866363
MedExpress Urgent Care, P.C. – Indiana	IN	90-0929572	Physician Associates of the Greater San Gabriel Valley, a Medical Group	CA	95-4747379
MedExpress Urgent Care, P.C. – Maryland	MD	45-3461101	Physician Partners Medical Group, Inc.	CA	30-0516435
MedExpress Urgent Care, P.C. – Massachusetts	MA	47-1857908	Physicians Care Network, L.L.C.	WA	91-1822767
MedExpress Urgent Care, P.C. – Michigan	MI	46-4793937	Polyclinic Holdings, P.C.	WA	83-3042027
MedExpress Urgent Care, P.C. – Oklahoma	OK	47-1824365	Polyclinic Management Services Company, LLC	WA	46-0508606
MedExpress Urgent Care, P.C. – Pennsylvania	PA	26-3750502	Primary Care Associated Medical Group, Inc.	CA	33-0527335
MedExpress Urgent Care, P.C. – Tennessee	TN	45-4973138	Prime Community Care, Inc.	CA	30-0516440
MedExpress Urgent Care, P.C. – Virginia	VA	45-3123110	PrimeCare Medical Group of Chino Valley, Inc.	CA	33-0645768
MedExpress Urgent Care, P.S.C. - Kentucky	KY	83-1565124	ProHEALTH Accountable Care Medical Group, PLLC	NY	45-4469117
MedExpress, Inc. – Delaware	DE	45-5436856	ProHEALTH Ambulatory Surgery Center, Inc.	NY	11-3447394
Memorial Healthcare IPA, GP	CA	95-4688463	ProHEALTH Care Associates of New Jersey LLP	NJ	47-5656253
MH Physician Three Holdco, a Medical Corporation	CA	27-4691544	ProHEALTH Care Associates, L.L.P.	NY	11-3355604
MHCH, Inc.	CA	80-0507474	ProHEALTH Medical NY, P.C.	NY	47-1388406
MHIPA Physician Two Holdco, a Medical Corporation	CA	27-4691508	ProHealth Physicians, P.C.	CT	06-1469068
Michael J. Neely, DO PLLC	NY	--	ProHEALTH Urgent Care Medicine of New Jersey LLP	NJ	47-5661535
Mobile Medical Services, P.C.	NY	30-0445773	ProHEALTH Urgent Care Medicine, PLLC	NY	46-1883579
Moen, M.D., P.C.	CA	85-3267029	Prospero Health Partners Florida, Inc.	FL	85-0775386
Monarch Health Plan, Inc.	CA	22-3935634	Prospero Health Partners New York, P.C.	NY	82-2400620
Monarch HealthCare, A Medical Group, Inc.	CA	33-0587660	Prospero Health Partners North Carolina, P.C.	NC	84-4569314
Monika Roots, M.D., P.C.	CA	84-4887072	Prospero Health Partners, P.C.	MN	84-3234753
Mosaic Management Services, Inc.	CA	20-5892451	Prospero Medical Services New Jersey, P.C.	NJ	84-3844362
NAMM Medical Group Holdings, Inc.	CA	56-2627070	Psychiatry Services of New York, P.C.	NY	85-0921665
NAMM MGH, Inc.	CA	61-1627269	Redlands Family Practice Medical Group, Inc.	CA	56-2627067



**SCHEDULE Y – INFORMATION CONCERNING ACTIVITIES OF INSURER MEMBERS OF A HOLDING COMPANY GROUP**

## PART 1 – ORGANIZATIONAL CHART

## Physician Owned Entities

<u>Entity Name</u>	<u>Juris.</u>	<u>Federal Tax ID</u>	<u>Entity Name</u>	<u>Juris.</u>	<u>Federal Tax ID</u>
Reliant Medical Group The Endoscopy Center, LLC	MA	20-5251393	WellMed Networks, Inc.	TX	74-2889447
Reliant Medical Group, Inc.	MA	04-2472266	WellMed of Las Cruces, Inc.	TX	92-0183013
Riverside Community Healthplan Medical Group, Inc.	CA	33-0055097	WellMed Tampa/Oriando Medicare ACO, LLC	TX	84-2193803
Riverside Electronic Healthcare Resources, Inc.	CA	20-3420379	WellMed Texas Medicare ACO, LLC	TX	84-2219968
Riverside Pediatric Group, P.C.	NJ	22-3624559	WND Medical, PLLC	TX	45-2158334
Robert B. McBeath, M.D. II, P.C.	NV	86-0857176	XLHome Michigan, P.C.	MI	46-3537245
Robert B. McBeath, M.D. III, P.C.	NV	46-2662506	XLHome Northeast, P.C.	NJ	45-5530241
Robert B. McBeath, M.D., Professional Corporation	NV	88-0310956	XLHome Oklahoma, Inc.	OK	46-2931689
San Bernardino Medical Group, Inc.	CA	--	XLHome, P.C.	MD	27-3543997
Sanvello Behavioral Health Services of Michigan, P.C.	DE	85-1941832			
Sanvello Behavioral Health Services of New Jersey, P.C.	NJ	85-0666386			
Sanvello Behavioral Health Services of North Carolina, P.C.	NC	85-1959641			
Sanvello Behavioral Health Services of Texas, P.A.	TX	84-3152209			
Sanvello Behavioral Health Services, P.A.	DE	84-1754732			
Southern California Medical Practice Concepts, LLC	CA	30-0743767			
Surgical Eye Experts, LLC	MA	65-1321064			
Talbert Medical Group, P.C.	CA	93-1172065			
TeamMD Physicians, P.C.	IA	42-1446216			
The Everett Clinic, PLLC	WA	91-0214500			
The Polyclinic, PLLC	WA	91-0369070			
USMD Diagnostic Services, LLC	TX	27-2803133			
USMD Hospital at Arlington, L.P.	TX	73-1662763			
USMD Hospital at Fort Worth, L.P.	TX	20-3571243			
USMD of Arlington GP, L.L.C.	TX	73-1662757			
Vitucci, LCSW, P.C.	IL	85-1453387			
Waypoint Minnesota PC	MN	46-2854394			
Waypoint Minnesota Sports PC	MN	46-2859426			
WellMed DFW Medicare ACO, LLC	TX	84-2204650			
WellMed Florida Medicare ACO, LLC	TX	84-2233329			
WellMed Greater Texas Medicare ACO, LLC	TX	84-2178104			
WellMed Medical Group, P.A.	TX	74-2574229			
WellMed Network of Florida, Inc.	TX	35-2314192			
WellMed Networks - DFW, Inc.	TX	41-2250215			

## SCHEDULE Y – INFORMATION CONCERNING ACTIVITIES OF INSURER MEMBERS OF A HOLDING COMPANY GROUP

### PART 1 – ORGANIZATIONAL CHART

#### Organizational Chart Footnotes

- (1) Entity is owned in full or in part by a UnitedHealth Group Incorporated friendly physician.
- (2) Control of the Foundation is based on sole membership, not the ownership of voting securities.
- (3) The remaining percentage is owned either by a non-affiliated entity, outside investor(s), former company officer(s), or third party shareholder(s).
- (4) The minority percentage is owned by one or more affiliated UnitedHealth Group Incorporated subsidiaries. Voting rights do vary.
- (5) No information of the other shareholder(s) has been provided
- (6) General partnership interests are held by United HealthCare Services, Inc. (89.77%) and by UnitedHealthcare, Inc. (10.23%). United HealthCare Services, Inc. also holds 100% of the limited partnership interests. When combining general and limited partner interests, United HealthCare Services, Inc. owns 94.18% and UnitedHealthcare, Inc. owns 5.83%.
- (7) Branch offices in Iraq and Uganda.
- (8) H&W Indemnity (SPC), Ltd. is an exempted segregated portfolio company organized under the laws of the Cayman Islands and holds a Cayman insurance license.
- (9) Registered as a foreign shareholder in Brazil.
- (10) Registered in Nova Scotia and Newfoundland& Labrador.
- (11) Polar II Fundo de Investimento em Participações is a Brazilian private equity investment fund incorporated in the form of a closed-end condominium.
- (12) Branch office located in the United States.
- (13) Entity has a representative office in Beijing, China.
- (14) Registered in the Dubai Silicon Oasis free zone.
- (15) Registered branches in Australia and the UK.
- (16) Registered in the Dubai Healthcare City free zone.
- (17) Entity is not directly owned by the parent. However, the parent does have a viable economic interest as well as control over the entity through contractual agreements.

STATEMENT AS OF SEPTEMBER 30, 2020 OF THE UnitedHealthcare of New England, Inc.

**SCHEDULE Y**  
**PART 1A - DETAIL OF INSURANCE HOLDING COMPANY SYSTEM**

1	2	3	4	5	6	7	8	9	10	11	12	13	14	15	16
Group Code	Group Name	NAIC Company Code	ID Number	Federal RSSD	CIK	Name of Securities Exchange if Publicly Traded (U.S. or International)	Names of Parent, Subsidiaries Or Affiliates	Domiciliary Location	Relationship to Reporting Entity	Directly Controlled by (Name of Entity/Person)	Type of Control (Ownership, Board, Management, Attorney-in-Fact, Influence, Other)	If Control is Ownership Provide Percentage	Ultimate Controlling Entity(ies)/Person(s)	Is an SCA Filing Required? (Y/N)	*
		.00000	98-1308130				1070715 B.C. Unlimited Liability Company	..CAN	..NIA	OptumRx Group Holdings, Inc.	Ownership	100.000	UnitedHealth Group Incorporated		
		.00000	20-2904092				1st Avenue Pharmacy, Inc.	..VA	..NIA	Genoa Healthcare LLC	Ownership	100.000	UnitedHealth Group Incorporated		
		.00000	27-2624551				310 Canyon Medical, LLC	..CA	..NIA	Monarch Management Services, Inc.	Ownership	100.000	UnitedHealth Group Incorporated		
		.00000	45-2402948				4C Medical Group, PLC	..AZ	..NIA	Greater Phoenix Collaborative Care, P.C.	Ownership	100.000	UnitedHealth Group Incorporated		2
		.00000	84-1900997				4C MSO LLC	..DE	..NIA	Collaborative Care Holdings, LLC	Ownership	70.000	UnitedHealth Group Incorporated		
		.00000	35-2607738				5995 Minnetonka, LLC	..DE	..NIA	UnitedHealthcare Insurance Company	Ownership	100.000	UnitedHealth Group Incorporated		
		.00000	22-3149900				A.G. Dikengil, Inc.	..NJ	..NIA	Riverside Pediatric Group, P.C.	Ownership	100.000	UnitedHealth Group Incorporated		2
		.00000	27-0515438				ABCO International Holdings, LLC	..DE	..NIA	The Advisory Board Company	Ownership	100.000	UnitedHealth Group Incorporated		
		.00000	47-5519672				AbleTo Behavioral Health Services, P.C.	..CT	..NIA	Physician(s) Owned	Influence		UnitedHealth Group Incorporated		2
		.00000					AbleTo Licensed Clinical Social Worker Services, P.C.	..CA	..NIA	Physician(s) Owned	Influence		UnitedHealth Group Incorporated		2
		.00000	46-2468224				AbleTo, Inc.	..DE	..NIA	Avery Parent Holdings, Inc.	Ownership	80.000	UnitedHealth Group Incorporated		
		.00000	74-2819189				Access Administrators, Inc.	..TX	..NIA	Access HealthSource, Inc.	Ownership	100.000	UnitedHealth Group Incorporated		
		.00000	74-2943370				Access HealthSource Administrators, Inc.	..TX	..NIA	Access HealthSource, Inc.	Ownership	100.000	UnitedHealth Group Incorporated		
		.00000	74-2843073				Access HealthSource, Inc.	..TX	..NIA	HealthScope Benefits, Inc.	Ownership	100.000	UnitedHealth Group Incorporated		
		.00000	81-4328859				Accurate Advantage, LLC	..MO	..NIA	Accurate Rx Pharmacy Consulting, LLC	Ownership	100.000	UnitedHealth Group Incorporated		
		.00000	26-3329157				Accurate Rx Pharmacy Consulting, LLC	..MO	..NIA	Diplomat Pharmacy, Inc.	Ownership	100.000	UnitedHealth Group Incorporated		
		.00000	41-1913523				ACN Group IPA of New York, Inc.	..NY	..NIA	OptumHealth Care Solutions, LLC	Ownership	100.000	UnitedHealth Group Incorporated		
		.00000	27-0015861				ACN Group of California, Inc.	..CA	..IA	OptumHealth Care Solutions, LLC	Ownership	100.000	UnitedHealth Group Incorporated		
		.00000	98-1446128				Administradora Clínica La Colina S.A.S.	..COL	..NIA	CDC Holdings Colombia S.A.S.	Ownership	50.000	UnitedHealth Group Incorporated		
		.00000	98-1446128				Administradora Clínica La Colina S.A.S.	..COL	..NIA	Banmedica Internacional SpA	Ownership	50.000	UnitedHealth Group Incorporated		
		.00000	98-1446125				Administradora Country S.A.	..COL	..NIA	Banmedica Internacional SpA	Ownership	50.000	UnitedHealth Group Incorporated		
		.00000	98-1446125				Administradora Country S.A.	..COL	..NIA	CDC Holdings Colombia S.A.S.	Ownership	50.000	UnitedHealth Group Incorporated		
		.00000	98-1451601				Administradora Médica Centromed S.A.	..CHL	..NIA	Vida Integra S.A.	Ownership	74.500	UnitedHealth Group Incorporated		1
		.00000	20-1310827				Advanced Surgery Center of Clifton, LLC	..NJ	..NIA	SCA Clifton, LLC	Ownership	56.100	UnitedHealth Group Incorporated		
		.00000	26-4093335				Advanced Surgical Hospital, LLC	..PA	..NIA	SCA Southwestern PA, LLC	Ownership	53.450	UnitedHealth Group Incorporated		
		.00000	74-2642393				Advantage Care Network, Inc.	..DE	..NIA	Access HealthSource, Inc.	Ownership	100.000	UnitedHealth Group Incorporated		
		.00000	47-5337115				Advocate Condell Ambulatory Surgery Center, LLC	..IL	..NIA	Advocate-SCA Partners, LLC	Ownership	58.645	UnitedHealth Group Incorporated		
		.00000	36-4437931				Advocate Southwest Ambulatory Surgery Center, L.L.C.	..IL	..NIA	Advocate-SCA Partners, LLC	Ownership	53.500	UnitedHealth Group Incorporated		
		.00000	47-4012497				Advocate-SCA Partners, LLC	..DE	..NIA	SCA-Illinois, LLC	Ownership	51.000	UnitedHealth Group Incorporated		
		.00000					Aeromil Taxi Aéreo Ltda.	..BRA	..NIA	Amil Assistência Médica Internacional S.A.	Ownership	100.000	UnitedHealth Group Incorporated		
		.00000	26-1777941				Affinity Biotech, Inc.	..TX	..NIA	Diplomat Pharmacy, Inc.	Ownership	100.000	UnitedHealth Group Incorporated		
		.00000	45-4171713				AHN Accountable Care Organization, LLC	..IN	..NIA	American Health Network of Indiana, LLC	Ownership	100.000	UnitedHealth Group Incorporated		
		.00000	35-2109566				AHN Central Services, LLC	..IN	..NIA	AHN Target Holdings, LLC	Ownership	100.000	UnitedHealth Group Incorporated		
		.00000	35-2582899				AHN Target Holdings, LLC	..DE	..NIA	Collaborative Care Holdings, LLC	Ownership	80.100	UnitedHealth Group Incorporated		
		.00000	92-0175856				Alaska Spine Center LLC	..AK	..NIA	Alaska Surgery Center, Limited Partnership	Ownership	100.000	UnitedHealth Group Incorporated		3
		.00000	93-0982396				Alaska Surgery Center, Limited Partnership	..AK	..NIA	SCA Alaska Surgery Center, Inc.	Ownership	40.810	UnitedHealth Group Incorporated		3
		.00000	98-1447435				Alliansalud Entidad Promotora de Salud S.A.	..COL	..IA	Banmedica S.A.	Ownership	76.290	UnitedHealth Group Incorporated		1
		.00000	98-1447435				Alliansalud Entidad Promotora de Salud S.A.	..COL	..IA	Constructora Inmobiliaria Magapoq S.A.	Ownership	1.000	UnitedHealth Group Incorporated		1
.0707	UnitedHealth Group Incorporated	.82406	35-1665915				All Savers Insurance Company	..IN	..IA	Golden Rule Financial Corporation	Ownership	100.000	UnitedHealth Group Incorporated		
.0707	UnitedHealth Group Incorporated	.73130	35-1744596				All Savers Life Insurance Company of California	..CA	..IA	Golden Rule Financial Corporation	Ownership	100.000	UnitedHealth Group Incorporated		
		.00000	27-1367127				Alliance Surgical Center, LLC	..FL	..NIA	SCA-Alliance, LLC	Ownership	51.000	UnitedHealth Group Incorporated		
		.00000	27-1367127				Alliance Surgical Center, LLC	..FL	..NIA	Endoscopy Center Affiliates, Inc.	Ownership	49.000	UnitedHealth Group Incorporated		
		.00000	63-1231942				Aloha Surgical Center, LLC	..TN	..NIA	Surgery Center of Maui, LLC	Ownership	66.000	UnitedHealth Group Incorporated		
		.00000	65-1095227				Ambient Healthcare, Inc.	..FL	..NIA	Ambient Holdings, Inc.	Ownership	100.000	UnitedHealth Group Incorporated		
		.00000	45-2161438				Ambient Holdings, Inc.	..DE	..NIA	Optum Infusion Services 500, Inc.	Ownership	100.000	UnitedHealth Group Incorporated		
		.00000	45-4770582				American Health Network of Indiana Care Organization, LLC	..IN	..NIA	AHN Target Holdings, LLC	Ownership	100.000	UnitedHealth Group Incorporated		
		.00000	35-1930805				American Health Network of Indiana II, LLC	..IN	..NIA	AHN Target Holdings, LLC	Ownership	100.000	UnitedHealth Group Incorporated		

STATEMENT AS OF SEPTEMBER 30, 2020 OF THE UnitedHealthcare of New England, Inc.

**SCHEDULE Y**  
**PART 1A - DETAIL OF INSURANCE HOLDING COMPANY SYSTEM**

1	2	3	4	5	6	7	8	9	10	11	12	13	14	15	16
Group Code	Group Name	NAIC Company Code	ID Number	Federal RSSD	CIK	Name of Securities Exchange if Publicly Traded (U.S. or International)	Names of Parent, Subsidiaries Or Affiliates	Domiciliary Location	Relationship to Reporting Entity	Directly Controlled by (Name of Entity/Person)	Type of Control (Ownership, Board, Management, Attorney-in-Fact, Influence, Other)	If Control is Ownership Provide Percentage	Ultimate Controlling Entity(ies)/Person(s)	Is an SCA Filing Required? (Y/N)	*
.0707	UnitedHealth Group Incorporated	52623	35-2108729				American Health Network of Indiana, LLC	IN	IA	AHN Target Holdings, LLC	Ownership	100.000	UnitedHealth Group Incorporated		
		.00000	45-4132160				American Health Network of Ohio Care Organization, LLC	OH	NIA	AHN Target Holdings, LLC	Ownership	100.000	UnitedHealth Group Incorporated		
		.00000	31-1424956				American Health Network of Ohio II, LLC	OH	NIA	AHN Target Holdings, LLC	Ownership	100.000	UnitedHealth Group Incorporated		
		.00000	31-1424957				American Health Network of Ohio, LLC	OH	NIA	AHN Target Holdings, LLC	Ownership	100.000	UnitedHealth Group Incorporated		
		.00000	04-3041221				American Homecare Federation, Inc.	CT	NIA	Diplomat Pharmacy, Inc.	Ownership	100.000	UnitedHealth Group Incorporated		
		.00000	54-1743136				AmeriChoice Corporation	DE	NIA	UnitedHealth Group Incorporated	Ownership	100.000	UnitedHealth Group Incorporated		
.0707	UnitedHealth Group Incorporated	95497	22-3368602				AmeriChoice of New Jersey, Inc.	NJ	IA	AmeriChoice Corporation	Ownership	100.000	UnitedHealth Group Incorporated		
		.00000	98-1108620				Amico Saúde Ltda.	BRA	NIA	Santa Helena Assistência Médica S.A.	Ownership	99.069	UnitedHealth Group Incorporated		
		.00000	98-1108620				Amico Saúde Ltda.	BRA	NIA	Cemed Care – Empresa de Atendimento Clínico Geral Ltda.	Ownership	0.931	UnitedHealth Group Incorporated		
		.00000					Amil Assistência Médica Internacional S.A.	BRA	IA	UHG Brasil Participações S.A.	Ownership	7.626	UnitedHealth Group Incorporated		
		.00000					Amil Assistência Médica Internacional S.A.	BRA	IA	Polar II Fundo de Investimento em Participações Multiestratégia	Ownership	92.374	UnitedHealth Group Incorporated		
		.00000	98-1138212				AMIL International S.á.r.l.	LUX	NIA	Amil Assistência Médica Internacional S.A.	Ownership	100.000	UnitedHealth Group Incorporated		
		.00000	98-1454564				Análisis Clínicos ML S.A.C.	PER	NIA	Pacífico S.A. Entidad Prestadora de Salud EPS	Ownership	100.000	UnitedHealth Group Incorporated		
		.00000					Angiografia e Hemodinâmica Madre Theodora Ltda.	BRA	NIA	Esho – Empresa de Serviços Hospitalares S.A.	Ownership	50.000	UnitedHealth Group Incorporated		1
		.00000	82-5124069				Anne Arundel-SCA Holdings, LLC	MD	NIA	SCA-Anne Arundel, LLC	Ownership	33.340	UnitedHealth Group Incorporated		3
		.00000	82-4763728				Anne Arundel-SCA Surgicenter, LLC	MD	NIA	Anne Arundel-SCA Holdings, LLC	Ownership	66.760	UnitedHealth Group Incorporated		3
		.00000	36-4210293				Antelope Valley Surgery Center, L.P.	CA	NIA	NSC Lancaster, LLC	Ownership	90.494	UnitedHealth Group Incorporated		
		.00000	26-3913051				Apothecary Holdings, Inc.	DE	NIA	OptumRx Holdings, LLC	Ownership	100.000	UnitedHealth Group Incorporated		
		.00000	86-0960334				Apothecary Shop of Phoenix, Inc.	AZ	NIA	Apothecary Holdings, Inc.	Ownership	100.000	UnitedHealth Group Incorporated		
		.00000	14-1890491				AppleCare Hospitalists Medical Group, Inc.	CA	NIA	Physician(s) Owned	Influence		UnitedHealth Group Incorporated		2
		.00000	45-2852872				AppleCare Medical ACO, LLC	CA	NIA	AppleCare Medical Group, Inc.	Ownership	100.000	UnitedHealth Group Incorporated		2
		.00000	33-0845269				AppleCare Medical Group St. Francis, Inc.	CA	NIA	Physician(s) Owned	Influence		UnitedHealth Group Incorporated		2
		.00000	33-0898174				AppleCare Medical Group, Inc.	CA	NIA	Physician(s) Owned	Influence		UnitedHealth Group Incorporated		2
		.00000	27-2068687				AppleCare Medical Management, LLC	DE	NIA	Collaborative Care Holdings, LLC	Ownership	100.000	UnitedHealth Group Incorporated		
		.00000					APS – Assistência Personalizada à Saúde Ltda.	BRA	IA	Santa Helena Assistência Médica S.A.	Ownership	100.000	UnitedHealth Group Incorporated		
		.00000					APS – Assistência Personalizada à Saúde Ltda.	BRA	IA	Amil Assistência Médica Internacional S.A.	Ownership	0.000	UnitedHealth Group Incorporated		
		.00000	98-1399975				Aquitania Chilean Holding SpA	CHL	NIA	Bordeaux UK Holdings II Limited	Ownership	100.000	UnitedHealth Group Incorporated		
		.00000	75-2285078				Arcadia Outpatient Surgery Center, L.P.	CA	NIA	Surgicenters of Southern California, Inc.	Ownership	50.500	UnitedHealth Group Incorporated		
		.00000	46-4843100				Arise Physician Group	TX	NIA	SCA Austin Holdings, LLC	Ownership	100.000	UnitedHealth Group Incorporated		
		.00000	86-0813232				Arizona Physicians IPA, Inc.	AZ	IA	UnitedHealthcare, Inc.	Ownership	100.000	UnitedHealth Group Incorporated		
		.00000	75-2055800				Arlington Surgery Center, LLC	TX	NIA	Surgical Care Affiliates, LLC	Influence		UnitedHealth Group Incorporated		
		.00000	46-1772418				ARTA Health Network, P.C.	CA	NIA	Physician(s) Owned	Influence		UnitedHealth Group Incorporated		2
		.00000	33-0658815				ARTA Western California, Inc.	CA	NIA	Physician(s) Owned	Influence		UnitedHealth Group Incorporated		2
		.00000	46-3907136				ASC Holdings of New Jersey, LLC	NJ	NIA	SC Affiliates, LLC	Ownership	100.000	UnitedHealth Group Incorporated		
		.00000	95-4348431				ASC Network, LLC	DE	NIA	Surgical Care Affiliates, LLC	Ownership	100.000	UnitedHealth Group Incorporated		
		.00000	04-3403101				Aspectus, Inc.	MA	NIA	Reliant Medical Group, Inc.	Ownership	100.000	UnitedHealth Group Incorporated		2
		.00000					Associação Lusíadas Knowledge Center – Health Education and Research	PRT	NIA	Lusíadas, S.A.	Ownership	25.000	UnitedHealth Group Incorporated		
		.00000					Associação Lusíadas Knowledge Center – Health Education and Research	PRT	NIA	Clínica Médico Cirúrgica de Santa Tecla, S.A.	Ownership	25.000	UnitedHealth Group Incorporated		
		.00000					Associação Lusíadas Knowledge Center – Health Education and Research	PRT	NIA	Lusíadas, SGPS, S.A.	Ownership	25.000	UnitedHealth Group Incorporated		
		.00000					Associação Lusíadas Knowledge Center – Health Education and Research	PRT	NIA	CLISA – Clínica de Santo António, S.A.	Ownership	25.000	UnitedHealth Group Incorporated		
		.00000	26-3878957				AssuranceRx, LLC	AL	NIA	Optum Pharmacy 705, LLC	Ownership	100.000	UnitedHealth Group Incorporated		
		.00000	20-1956545				At-Home IV Infusion Professional, Inc.	MD	NIA	Diplomat Pharmacy, Inc.	Ownership	100.000	UnitedHealth Group Incorporated		

STATEMENT AS OF SEPTEMBER 30, 2020 OF THE UnitedHealthcare of New England, Inc.

**SCHEDULE Y**  
**PART 1A - DETAIL OF INSURANCE HOLDING COMPANY SYSTEM**

1	2	3	4	5	6	7	8	9	10	11	12	13	14	15	16
Group Code	Group Name	NAIC Company Code	ID Number	Federal RSSD	CIK	Name of Securities Exchange if Publicly Traded (U.S. or International)	Names of Parent, Subsidiaries Or Affiliates	Domiciliary Location	Relationship to Reporting Entity	Directly Controlled by (Name of Entity/Person)	Type of Control (Ownership, Board, Management, Attorney-in-Fact, Influence, Other)	If Control is Ownership Provide Percentage	Ultimate Controlling Entity(ies)/Person(s)	Is an SCA Filing Required? (Y/N)	*
		.00000	45-4014891				Athens ASC Holdings, LLC	GA	NIA	SCA Athens, LLC	Ownership	58.420	UnitedHealth Group Incorporated		
		.00000	47-0990056				Audax Health Solutions, LLC	DE	NIA	Rally Health, Inc.	Ownership	100.000	UnitedHealth Group Incorporated		
		.00000	58-2028767				Austin Center For Outpatient Surgery, L.P.	GA	NIA	SHC Austin, Inc.	Ownership	98.000	UnitedHealth Group Incorporated		
		.00000	14-1971726				Avella of Columbus, Inc.	AZ	NIA	Apothecary Holdings, Inc.	Ownership	100.000	UnitedHealth Group Incorporated		
		.00000	45-5239373				Avella of Denver, Inc.	AZ	NIA	Apothecary Holdings, Inc.	Ownership	100.000	UnitedHealth Group Incorporated		
		.00000	86-1044713				Avella of Gilbert, Inc.	AZ	NIA	Apothecary Holdings, Inc.	Ownership	100.000	UnitedHealth Group Incorporated		
		.00000	46-0609947				Avella of Orlando, Inc.	AZ	NIA	Apothecary Holdings, Inc.	Ownership	100.000	UnitedHealth Group Incorporated		
		.00000	86-0819588				Avella of Scottsdale, Inc.	AZ	NIA	Apothecary Holdings, Inc.	Ownership	100.000	UnitedHealth Group Incorporated		
		.00000	27-1688911				Avella of St. Louis, Inc.	AZ	NIA	Apothecary Holdings, Inc.	Ownership	100.000	UnitedHealth Group Incorporated		
		.00000	86-1044712				Avella of Tucson, Inc.	AZ	NIA	Apothecary Holdings, Inc.	Ownership	100.000	UnitedHealth Group Incorporated		
		.00000	84-5191428				Avery Parent Holdings, Inc.	DE	NIA	OptumHealth Holdings, LLC	Ownership	100.000	UnitedHealth Group Incorporated		
		.00000	20-4057813				Aveta Inc.	DE	NIA	Collaborative Care Holdings, LLC	Ownership	100.000	UnitedHealth Group Incorporated		
		.00000	30-0842394				AxelaCare Intermediate Holdings, LLC	DE	NIA	OptumRx, Inc.	Ownership	100.000	UnitedHealth Group Incorporated		
		.00000	61-1708598				AxelaCare, LLC	DE	NIA	AxelaCare Intermediate Holdings, LLC	Ownership	100.000	UnitedHealth Group Incorporated		
		.00000	72-1097827				B. R. A. S. S. Partnership in Commendam	LA	NIA	Surgery Center Holding, LLC	Ownership	63.190	UnitedHealth Group Incorporated		
		.00000	98-1462787				Banmedica Colombia SpA	COL	NIA	Banmedica Internacional SpA	Ownership	100.000	UnitedHealth Group Incorporated		
		.00000	98-1444151				Banmedica Internacional SpA	CHL	NIA	Banmedica S.A.	Ownership	99.000	UnitedHealth Group Incorporated		
		.00000	98-1444151				Banmedica Internacional SpA	CHL	NIA	Saden S.A.	Ownership	1.000	UnitedHealth Group Incorporated		
		.00000	98-1444127				Banmedica S.A.	CHL	NIA	Bordeaux Holding SpA	Ownership	98.229	UnitedHealth Group Incorporated		
		.00000	47-2083076				Beach Surgical Holdings II, LLC	CA	NIA	SCA Surgicare of Laguna Hills, LLC	Ownership	49.000	UnitedHealth Group Incorporated		3
		.00000	47-4504390				Beach Surgical Holdings III, LLC	CA	NIA	Surgicare of La Veta, Inc.	Ownership	63.878	UnitedHealth Group Incorporated		
		.00000	85-0921665				Behavioral Health Services of New York, P.C.	NY	NIA	Physician(s) Owned	Influence		UnitedHealth Group Incorporated		2
		.00000	88-0267857				Behavioral Healthcare Options, Inc.	NV	NIA	Sierra Health Services, Inc.	Ownership	100.000	UnitedHealth Group Incorporated		
		.00000	42-1485537				Benefit Administration for the Self Employed, L.L.C.	IA	NIA	HealthMarkets, LLC	Ownership	100.000	UnitedHealth Group Incorporated		
		.00000	46-1134506				Benefitter Insurance Solutions, Inc.	DE	NIA	HealthMarkets Insurance Agency, Inc.	Ownership	100.000	UnitedHealth Group Incorporated		
		.00000	47-4349079				Better Health Value Network, LLC	IA	NIA	Physician(s) Owned	Influence		UnitedHealth Group Incorporated		2
		.00000	22-3858211				Bexar Imaging Center, LLC	TX	NIA	WellMed Networks, Inc.	Ownership	100.000	UnitedHealth Group Incorporated		2
		.00000	01-0808529				BioRx, LLC	DE	NIA	Diplomat Blocker, Inc.	Ownership	100.000	UnitedHealth Group Incorporated		
		.00000	63-0984076				Birmingham Outpatient Surgery Center, Ltd.	AL	NIA	Birmingham Outpatient Surgical Center, LLC	Ownership	30.010	UnitedHealth Group Incorporated		3
		.00000	63-0847380				Birmingham Outpatient Surgical Center, LLC	DE	NIA	Surgery Center Holding, LLC	Ownership	100.000	UnitedHealth Group Incorporated		
		.00000	62-1530122				Blue Ridge Day Surgery Center, L.P.	TN	NIA	Blue Ridge GP, LLC	Ownership	40.330	UnitedHealth Group Incorporated		3
		.00000	27-2241593				Blue Ridge GP, LLC	NC	NIA	SCA-Blue Ridge, LLC	Ownership	100.000	UnitedHealth Group Incorporated		
		.00000	37-1945431				Blue Ridge Properties, LLC	DE	NIA	Blue Ridge GP, LLC	Ownership	38.208	UnitedHealth Group Incorporated		3
		.00000	65-0241934				Boca Raton Outpatient Surgery & Laser Center, LTD.	FL	NIA	Surgery Center of Boca Raton, Inc.	Ownership	30.000	UnitedHealth Group Incorporated		3
		.00000	98-1396690				Bordeaux (Barbados) Holdings I, SRL	BRB	NIA	FrontierMEDEX US, Inc.	Ownership	100.000	UnitedHealth Group Incorporated		
		.00000	98-1396559				Bordeaux (Barbados) Holdings II, SRL	BRB	NIA	Bordeaux (Barbados) Holdings I, SRL	Ownership	100.000	UnitedHealth Group Incorporated		
		.00000	98-1403634				Bordeaux (Barbados) Holdings III, S.r.l.	BRB	NIA	Bordeaux UK Holdings I Limited	Ownership	100.000	UnitedHealth Group Incorporated		
		.00000	98-1398490				Bordeaux Holding SpA	CHL	NIA	Aquitania Chilean Holding SpA	Ownership	100.000	UnitedHealth Group Incorporated		
		.00000	82-3147824				Bordeaux International Holdings, Inc.	DE	NIA	UnitedHealth Group Incorporated	Ownership	100.000	UnitedHealth Group Incorporated		
		.00000	98-1390574				Bordeaux UK Holdings I Limited	GBR	NIA	Bordeaux International Holdings, Inc.	Ownership	3.295	UnitedHealth Group Incorporated		
		.00000	98-1390574				Bordeaux UK Holdings I Limited	GBR	NIA	FrontierMEDEX US, Inc.	Ownership	96.705	UnitedHealth Group Incorporated		
		.00000	98-1391914				Bordeaux UK Holdings II Limited	GBR	NIA	Bordeaux UK Holdings I Limited	Ownership	100.000	UnitedHealth Group Incorporated		
		.00000	98-1389224				Bordeaux UK Holdings III Limited	GBR	NIA	Bordeaux UK Holdings II Limited	Ownership	100.000	UnitedHealth Group Incorporated		
		.00000	98-1112673				Bosque Medical Center Ltda.	BRA	NIA	Esho - Empresa de Serviços Hospitalares S.A.	Ownership	17.119	UnitedHealth Group Incorporated		
		.00000	98-1112673				Bosque Medical Center Ltda.	BRA	NIA	Amil Assistência Médica Internacional S.A.	Ownership	82.881	UnitedHealth Group Incorporated		
		.00000	20-2387834				Brandon Ambulatory Surgery Center, LC	FL	NIA	SC Affiliates, LLC	Ownership	3.120	UnitedHealth Group Incorporated		
		.00000	20-2387834				Brandon Ambulatory Surgery Center, LC	FL	NIA	SCA-Brandon, LLC	Ownership	54.546	UnitedHealth Group Incorporated		
		.00000	90-0884047				BriovaRx Infusion Services 102, LLC	DE	NIA	Optum Infusion Services 500, Inc.	Ownership	100.000	UnitedHealth Group Incorporated		

STATEMENT AS OF SEPTEMBER 30, 2020 OF THE UnitedHealthcare of New England, Inc.

**SCHEDULE Y**  
**PART 1A - DETAIL OF INSURANCE HOLDING COMPANY SYSTEM**

1	2	3	4	5	6	7	8	9	10	11	12	13	14	15	16
Group Code	Group Name	NAIC Company Code	ID Number	Federal RSSD	CIK	Name of Securities Exchange if Publicly Traded (U.S. or International)	Names of Parent, Subsidiaries Or Affiliates	Domi-ciliary Location	Relation-ship to Reporting Entity	Directly Controlled by (Name of Entity/Person)	Type of Control (Ownership, Board, Management, Attorney-in-Fact, Influence, Other)	If Control is Ownership Provide Percentage	Ultimate Controlling Entity(ies)/Person(s)	Is an SCA Filing Re-quired? (Y/N)	*
		.0000	11-3647935				BriovaRx of Florida, Inc.	.DE	NIA	OptumRx PBM of Illinois, Inc.	Ownership	100.000	UnitedHealth Group Incorporated		
		.0000	27-1930321				BriovaRx of Georgia, LLC	.AL	NIA	Optum Pharmacy 705, LLC	Ownership	100.000	UnitedHealth Group Incorporated		
		.0000	46-2790537				BriovaRx of Louisiana, L.L.C.	.LA	NIA	Optum Pharmacy 705, LLC	Ownership	100.000	UnitedHealth Group Incorporated		
		.0000	01-0516051				BriovaRx of Maine, Inc.	.ME	NIA	OptumRx PBM of Illinois, Inc.	Ownership	100.000	UnitedHealth Group Incorporated		
		.0000	27-3331130				BriovaRx of Massachusetts, LLC	.MA	NIA	OptumRx PBM of Illinois, Inc.	Ownership	100.000	UnitedHealth Group Incorporated		
		.0000	47-4278378				Cabin Enterprises, LLC	.DE	NIA	Cabin Holdings, LLC	Ownership	100.000	UnitedHealth Group Incorporated		
		.0000	47-4264867				Cabin Holdings, LLC	.DE	NIA	United HealthCare Services, Inc.	Ownership	100.000	UnitedHealth Group Incorporated		
		.0000	20-1711131				California Medical Group Insurance Company, Risk Retention Group	.AZ	NIA	OptumCare Management, LLC	Ownership	67.000	UnitedHealth Group Incorporated		1
		.0000	81-0881243				California Spring Holdings, PC	.CA	NIA	Physician(s) Owned	Influence		UnitedHealth Group Incorporated		2
		.0000	52-1597478				Camp Hill Ambulatory Centers	.PA	NIA	Camp Hill-SCA Centers, LLC	Ownership	49.000	UnitedHealth Group Incorporated		3
		.0000	52-1597484				Camp Hill-SCA Centers, LLC	.DE	NIA	SC Affiliates, LLC	Ownership	100.000	UnitedHealth Group Incorporated		
		.0000	27-3955254				Capital City Medical Group, L.L.C.	.LA	NIA	UnitedHealthcare, Inc.	Ownership	100.000	UnitedHealth Group Incorporated		
		.0000	46-1981651				Cardio Management, Inc.	.DE	NIA	OrthoNet Holdings, Inc.	Ownership	100.000	UnitedHealth Group Incorporated		
		.0000	20-8375685				Care Improvement Plus Group Management, LLC	.MD	NIA	XLHealth Corporation	Ownership	100.000	UnitedHealth Group Incorporated		
.0707	UnitedHealth Group Incorporated	.12558	45-4976934				Care Improvement Plus of Texas Insurance Company	.TX	.IA	XLHealth Corporation	Ownership	100.000	UnitedHealth Group Incorporated		
.0707	UnitedHealth Group Incorporated	.12567	20-3888112				Care Improvement Plus South Central Insurance Company	.AR	.IA	XLHealth Corporation	Ownership	100.000	UnitedHealth Group Incorporated		
.0707	UnitedHealth Group Incorporated	.14041	27-5038136				Care Improvement Plus Wisconsin Insurance Company	.WI	.IA	XLHealth Corporation	Ownership	100.000	UnitedHealth Group Incorporated		
		.0000	98-1328471				Casa de Saúde Santa Therezinha Ltda.	.BRA	NIA	Hospital Alvorada de Taguatinga Ltda.	Ownership	100.000	UnitedHealth Group Incorporated		
		.0000	98-1328471				Casa de Saúde Santa Therezinha Ltda.	.BRA	NIA	Esho – Empresa de Serviços Hospitalares S.A.	Ownership	0.000	UnitedHealth Group Incorporated		
		.0000	82-5207935				Castle Rock SurgiCenter, LLC	.CO	NIA	SCA-Castle Rock, LLC	Ownership	67.402	UnitedHealth Group Incorporated		
		.0000	20-5807941				Catalyst360, LLC	.DE	NIA	Optum Services, Inc.	Ownership	100.000	UnitedHealth Group Incorporated		
		.0000					Catamaran Finance (Ireland) Unlimited Company	.IRL	NIA	Catamaran S.á.r.l.	Ownership	100.000	UnitedHealth Group Incorporated		
		.0000	98-1069737				Catamaran S.á.r.l.	.LUX	NIA	UnitedHealthcare International II S.á.r.l.	Ownership	100.000	UnitedHealth Group Incorporated		
		.0000	82-1715584				CCEC Anesthesia Management, LLC	.TX	NIA	Corpus Christi Endoscopy Center, L.L.P.	Ownership	100.000	UnitedHealth Group Incorporated		3
		.0000	27-2533497				CDC Holdings Colombia S.A.S.	.COL	NIA	Bordeaux UK Holdings II Limited	Ownership	100.000	UnitedHealth Group Incorporated		
		.0000	98-1111491				Cedar Park Surgery Center, LLC	.TX	NIA	SCA Cedar Park Holdings, LLC	Ownership	66.095	UnitedHealth Group Incorporated		
		.0000	98-1111491				Cemed Care – Empresa de Atendimento Clínico Geral Ltda.	.BRA	NIA	Esho – Empresa de Serviços Hospitalares S.A.	Ownership	0.000	UnitedHealth Group Incorporated		
		.0000	98-1111491				Cemed Care – Empresa de Atendimento Clínico Geral Ltda.	.BRA	NIA	Amil Assistência Médica Internacional S.A.	Ownership	100.000	UnitedHealth Group Incorporated		
		.0000	33-0483510				Centers for Family Medicine, GP	.CA	NIA	MH Physician Three Holdco, a Medical Corporation	Ownership	99.000	UnitedHealth Group Incorporated		2
		.0000	98-1448150				Central de Compras SpA	.CHL	NIA	Inversiones Clínicas Santa María S.A.	Ownership	100.000	UnitedHealth Group Incorporated		
		.0000	45-4131797				Central Indiana Care Organization, LLC	.IN	NIA	AHJ Target Holdings, LLC	Ownership	100.000	UnitedHealth Group Incorporated		
		.0000	45-5600514				Central Ohio Care Organization, LLC	.OH	NIA	AHJ Target Holdings, LLC	Ownership	100.000	UnitedHealth Group Incorporated		
		.0000					CentriHealth, LLC	.DE	NIA	UnitedHealth Group Incorporated	Ownership	100.000	UnitedHealth Group Incorporated		
		.0000					CentriHealth Corporation	.CAN	NIA	CentriHealth, LLC	Ownership	100.000	UnitedHealth Group Incorporated		
		.0000	98-1390073				CentriHealth UK Limited	.GBR	NIA	CentriHealth, LLC	Ownership	100.000	UnitedHealth Group Incorporated		
		.0000					Centro de Entrenamiento Capacitación en Reanimación y Prevención Limitada	.CHL	NIA	Clínica Dávila y Servicios Médicos S.A.	Ownership	99.000	UnitedHealth Group Incorporated		
		.0000					Centro de Entrenamiento Capacitación en Reanimación y Prevención Limitada	.CHL	NIA	Servicios Integrados de Salud Ltda.	Ownership	1.000	UnitedHealth Group Incorporated		
		.0000	98-1450490				Centro de Servicios Compartidos Banmédica SpA	.CHL	NIA	Inversiones Clínicas Santa María S.A.	Ownership	0.100	UnitedHealth Group Incorporated		
		.0000	98-1450490				Centro de Servicios Compartidos Banmédica SpA	.CHL	NIA	Banmédica S.A.	Ownership	99.900	UnitedHealth Group Incorporated		

STATEMENT AS OF SEPTEMBER 30, 2020 OF THE UnitedHealthcare of New England, Inc.

**SCHEDULE Y**  
**PART 1A - DETAIL OF INSURANCE HOLDING COMPANY SYSTEM**

1	2	3	4	5	6	7	8	9	10	11	12	13	14	15	16
Group Code	Group Name	NAIC Company Code	ID Number	Federal RSSD	CIK	Name of Securities Exchange if Publicly Traded (U.S. or International)	Names of Parent, Subsidiaries Or Affiliates	Domi-ciliary Location	Relation-ship to Reporting Entity	Directly Controlled by (Name of Entity/Person)	Type of Control (Ownership, Board, Management, Attorney-in-Fact, Influence, Other)	If Control is Ownership Provide Percentage	Ultimate Controlling Entity(ies)/Person(s)	Is an SCA Filing Re-quired? (Y/N)	*
		.0000					Centro Médico Hospitalar Pitangueiras Ltda.	.BRA	NIA	Esho – Empresa de Serviços Hospitalares S.A.	Ownership	100.000	UnitedHealth Group Incorporated		
		.0000					Centro Médico Hospitalar Pitangueiras Ltda.	.BRA	NIA	Hospital Alvorada de Taguatinga Ltda.	Ownership	0.000	UnitedHealth Group Incorporated		
		.0000	98-1457197				Centro Odontológico Americano S.A.C.	.PER	NIA	Pacífico S.A. Entidad Prestadora de Salud EPS	Ownership	80.000	UnitedHealth Group Incorporated		.1
		.0000	98-1451635				Centromed Quilpué S.A.	.CHL	NIA	Administradora Médica Centromed S.A.	Ownership	93.450	UnitedHealth Group Incorporated		.1
		.0000					Centros Médicos y Dentales Multimed Ltda.	.CHL	NIA	Clínica Dávila y Servicios Médicos S.A.	Ownership	0.010	UnitedHealth Group Incorporated		
		.0000					Centros Médicos y Dentales Multimed Ltda.	.CHL	NIA	Omesa SpA	Ownership	99.990	UnitedHealth Group Incorporated		
.0707	UnitedHealth Group Incorporated	.42765	42-1194107				Centurion Casualty Company	.NE	IA	Specialty Benefits, LLC	Ownership	100.000	UnitedHealth Group Incorporated		
		.0000	46-1454664				Channel Islands Surgicenter Properties, LLC	.DE	NIA	SCA Holding Company, Inc.	Ownership	62.743	UnitedHealth Group Incorporated		
		.0000	58-1709761				Charleston Surgery Center Limited Partnership	.SC	NIA	SCA-Charleston, LLC	Ownership	22.632	UnitedHealth Group Incorporated		.3
		.0000	82-3973199				Charleston Surgery Properties, LLC	.DE	NIA	SCA-Charleston, LLC	Ownership	50.852	UnitedHealth Group Incorporated		
		.0000	56-1449531				Charlotte Surgery Center, LLC	.NC	NIA	Charlotte-SC, LLC	Ownership	16.609	UnitedHealth Group Incorporated		.3
		.0000	56-1449532				Charlotte Surgery Properties, LTD.	.NC	NIA	SC Affiliates, LLC	Ownership	4.000	UnitedHealth Group Incorporated		.3
		.0000	56-1449532				Charlotte Surgery Properties, LTD.	.NC	NIA	SCA-Mecklenburg Development Corp.	Ownership	14.000	UnitedHealth Group Incorporated		.3
		.0000	62-1262567				Charlotte-SC, LLC	.DE	NIA	SC Affiliates, LLC	Ownership	100.000	UnitedHealth Group Incorporated		.3
		.0000	82-4075002				Chatham Orthopaedic ASC, LLC	.GA	NIA	SCA-Chatham, LLC	Ownership	15.000	UnitedHealth Group Incorporated		.3
		.0000	26-2389638				Childrens Surgery Center LLC	.FL	NIA	SC Affiliates, LLC	Ownership	1.057	UnitedHealth Group Incorporated		
		.0000	26-2389638				Childrens Surgery Center LLC	.FL	NIA	SCA-Central Florida, LLC	Ownership	50.000	UnitedHealth Group Incorporated		
		.0000	98-1093539				ChinaGate (Hong Kong) Limited	.HKG	NIA	Optum, Inc.	Ownership	100.000	UnitedHealth Group Incorporated		
		.0000	62-1510209				Citrus Regional Surgery Center, L.P.	.TN	NIA	SCA-Citrus, Inc.	Ownership	57.000	UnitedHealth Group Incorporated		
		.0000	62-1506370				Clarksville SCA ASC, L.P.	.TN	NIA	SC Affiliates, LLC	Ownership	0.100	UnitedHealth Group Incorporated		
		.0000	62-1506370				Clarksville SCA ASC, L.P.	.TN	NIA	Surgical Health, LLC	Ownership	99.900	UnitedHealth Group Incorporated		
		.0000	20-3742012				Cleburne Surgical Center, LLC	.TX	NIA	Surgical Care Affiliates, LLC	Influence		UnitedHealth Group Incorporated		
		.0000	98-1459640				Clínica Alameda SpA	.CHL	NIA	Vida Integra S.A.	Ownership	99.841	UnitedHealth Group Incorporated		
		.0000	98-1459640				Clínica Alameda SpA	.CHL	NIA	Saden S.A.	Ownership	0.159	UnitedHealth Group Incorporated		
		.0000	98-1443171				Clínica Bio Bio S.A.	.CHL	NIA	Banmédica S.A.	Ownership	0.000	UnitedHealth Group Incorporated		
		.0000	98-1443171				Clínica Bio Bio S.A.	.CHL	NIA	Inversiones Clínicas Santa María S.A.	Ownership	100.000	UnitedHealth Group Incorporated		
		.0000	98-1442191				Clínica Ciudad del Mar S.A.	.CHL	NIA	Inversiones Clínicas Santa María S.A.	Ownership	100.000	UnitedHealth Group Incorporated		
		.0000	98-1442191				Clínica Ciudad del Mar S.A.	.CHL	NIA	Banmédica S.A.	Ownership	0.000	UnitedHealth Group Incorporated		
		.0000	98-1446132				Clínica Dávila y Servicios Médicos S.A.	.CHL	NIA	Clínica Santa María S.A.	Ownership	0.009	UnitedHealth Group Incorporated		
		.0000	98-1446132				Clínica Dávila y Servicios Médicos S.A.	.CHL	NIA	Banmédica S.A.	Ownership	99.991	UnitedHealth Group Incorporated		
		.0000					Clínica del Country S.A.	.COL	NIA	CDC Holdings Colombia S.A.S.	Ownership	50.000	UnitedHealth Group Incorporated		
		.0000					Clínica del Country S.A.	.COL	NIA	Banmédica Internacional SpA	Ownership	50.000	UnitedHealth Group Incorporated		
		.0000	98-1350667				Clínica Médico Cirúrgica de Santa Tecla, S.A.	.PRT	NIA	Lusíadas, SGPS, S.A.	Ownership	100.000	UnitedHealth Group Incorporated		
		.0000					Clínica San Borja S.A.	.PER	NIA	Pacífico S.A. Entidad Prestadora de Salud EPS	Ownership	100.000	UnitedHealth Group Incorporated		
		.0000	98-1462343				Clínica San Felipe S.A.	.PER	NIA	Pacífico S.A. Entidad Prestadora de Salud EPS	Ownership	93.740	UnitedHealth Group Incorporated		.1
		.0000	98-1455936				Clínica Sánchez Ferrer S.A.	.PER	NIA	Pacífico S.A. Entidad Prestadora de Salud EPS	Ownership	100.000	UnitedHealth Group Incorporated		
		.0000	98-1442754				Clínica Santa María S.A.	.CHL	NIA	Banmédica S.A.	Ownership	99.433	UnitedHealth Group Incorporated		.1
		.0000	98-1442745				Clínica Vespucio S.A.	.CHL	NIA	Inversiones Clínicas Santa María S.A.	Ownership	100.000	UnitedHealth Group Incorporated		
		.0000	98-1442745				Clínica Vespucio S.A.	.CHL	NIA	Banmédica S.A.	Ownership	0.000	UnitedHealth Group Incorporated		
		.0000	46-2879718				Clinical Partners of Colorado Springs, LLC	.CO	NIA	OptumCare Colorado, LLC	Ownership	50.000	UnitedHealth Group Incorporated		
		.0000	20-2236024				Clinton Partners, LLC	.MI	NIA	HFHS-SCA Holdings, LLC	Ownership	51.000	UnitedHealth Group Incorporated		.3
		.0000	98-1350671				CLISA – Clínica de Santo António, S.A.	.PRT	NIA	Lusíadas, SGPS, S.A.	Ownership	100.000	UnitedHealth Group Incorporated		
		.0000	98-1337968				CMO – Centro Médico de Oftalmología S/S Ltda.	.BRA	NIA	Lotten-Eyes Oftalmología Clínica e Cirúrgica Ltda.	Ownership	1.000	UnitedHealth Group Incorporated		
		.0000	98-1337968				CMO – Centro Médico de Oftalmología S/S Ltda.	.BRA	NIA	Hospital Alvorada de Taguatinga Ltda.	Ownership	99.000	UnitedHealth Group Incorporated		

STATEMENT AS OF SEPTEMBER 30, 2020 OF THE UnitedHealthcare of New England, Inc.

**SCHEDULE Y**  
**PART 1A - DETAIL OF INSURANCE HOLDING COMPANY SYSTEM**

1	2	3	4	5	6	7	8	9	10	11	12	13	14	15	16
Group Code	Group Name	NAIC Company Code	ID Number	Federal RSSD	CIK	Name of Securities Exchange if Publicly Traded (U.S. or International)	Names of Parent, Subsidiaries Or Affiliates	Domiciliary Location	Relationship to Reporting Entity	Directly Controlled by (Name of Entity/Person)	Type of Control (Ownership, Board, Management, Attorney-in-Fact, Influence, Other)	If Control is Ownership Provide Percentage	Ultimate Controlling Entity(ies)/Person(s)	Is an SCA Filing Required? (Y/N)	*
		.0000	98-1277015				CMS – Central de Manipulação e Serviços Farmacêuticos S.A.	.BRA	.NIA	Esho – Empresa de Serviços Hospitalares S.A.	Ownership	0.010	UnitedHealth Group Incorporated		
		.0000	98-1277015				CMS – Central de Manipulação e Serviços Farmacêuticos S.A.	.BRA	.NIA	COI – Clínicas Oncológicas Integradas S.A.	Ownership	99.990	UnitedHealth Group Incorporated		
		.0000	56-2674371				Coachella Valley Physicians of PrimeCare, Inc.	.CA	.NIA	PrimeCare of Riverside, Inc.	Ownership	100.000	UnitedHealth Group Incorporated		
		.0000	27-1193028				Coalition for Advanced Pharmacy Services, Inc.	.DE	.NIA	OptumRx Home Delivery of Ohio, LLC	Ownership	0.116	UnitedHealth Group Incorporated		
		.0000	27-1193028				Coalition for Advanced Pharmacy Services, Inc.	.DE	.NIA	OptumRx PBM of Maryland, LLC	Ownership	5.341	UnitedHealth Group Incorporated		
		.0000	27-1193028				Coalition for Advanced Pharmacy Services, Inc.	.DE	.NIA	Optum Hospice Pharmacy Services, LLC	Ownership	1.277	UnitedHealth Group Incorporated		
		.0000	27-1193028				Coalition for Advanced Pharmacy Services, Inc.	.DE	.NIA	OptumRx Health Solutions, LLC	Ownership	93.266	UnitedHealth Group Incorporated		
		.0000	33-0714414				Coastal Physicians Management, Inc.	.CA	.NIA	OptumCare Management, LLC	Ownership	100.000	UnitedHealth Group Incorporated		
		.0000	98-1276040				COI – Clínicas Oncológicas Integradas S.A.	.BRA	.NIA	S.A.	Ownership	100.000	UnitedHealth Group Incorporated		
		.0000	27-2337616				Collaborative Care Holdings, LLC	.DE	.NIA	OptumHealth Holdings, LLC	Ownership	100.000	UnitedHealth Group Incorporated		
		.0000	27-2337487				Collaborative Care Services, Inc.	.DE	.NIA	Collaborative Care Holdings, LLC	Ownership	100.000	UnitedHealth Group Incorporated		
		.0000	45-2614005				Collaborative Realty, LLC	.NY	.NIA	Collaborative Care Holdings, LLC	Ownership	100.000	UnitedHealth Group Incorporated		
		.0000					Colmedica Medicina Prepagada S.A.	.COL	.NIA	Constructora Inmobiliaria Magapoo S.A.	Ownership	0.000	UnitedHealth Group Incorporated		.1
		.0000					Colmedica Medicina Prepagada S.A.	.COL	.NIA	Banmedica S.A.	Ownership	76.270	UnitedHealth Group Incorporated		.1
		.0000	83-1529015				Colonial Outpatient Surgery Center, LLC	.FL	.NIA	SCA-Colonial Partners, LLC	Ownership	53.000	UnitedHealth Group Incorporated		
		.0000					Colorado Innovative Physician Solutions, Inc.	.CO	.NIA	OptumCare Colorado, LLC	Ownership	100.000	UnitedHealth Group Incorporated		
		.0000	37-1636677				Colorado Springs Surgery Center, Ltd.	.CO	.NIA	SCA-Colorado Springs, LLC	Ownership	95.000	UnitedHealth Group Incorporated		
		.0000	84-1160450				Comfort Care Transportation, LLC	.TX	.NIA	WellMed Medical Management, Inc.	Ownership	100.000	UnitedHealth Group Incorporated		
		.0000	11-3647007				Comfort Infusion, Inc.	.AL	.NIA	Diplomat Pharmacy, Inc.	Ownership	100.000	UnitedHealth Group Incorporated		
		.0000	46-3772241				Connecticut Surgery Center, Limited Partnership	.CT	.NIA	Surgical Care Affiliates, LLC	Ownership	1.500	UnitedHealth Group Incorporated		
		.0000	06-1592173				Connecticut Surgery Center, Limited Partnership	.CT	.NIA	Connecticut Surgical Center, LLC	Ownership	51.000	UnitedHealth Group Incorporated		
		.0000	06-1592173				Connecticut Surgery Properties, LLC	.DE	.NIA	SC Affiliates, LLC	Ownership	100.000	UnitedHealth Group Incorporated		
		.0000	26-1313646				Connecticut Surgical Center, LLC	.DE	.NIA	Surgical Care Affiliates, LLC	Ownership	65.196	UnitedHealth Group Incorporated		
		.0000	06-1156342				Constructora Inmobiliaria Magapoo S.A.	.CHL	.NIA	Inmobiliaria Apoquindo 3600 Ltda.	Ownership	0.100	UnitedHealth Group Incorporated		
		.0000	98-1448720				Constructora Inmobiliaria Magapoo S.A.	.CHL	.NIA	Banmedica S.A.	Ownership	99.900	UnitedHealth Group Incorporated		
		.0000	98-1448720				Constructora Inmobiliaria Magapoo S.A.	.CHL	.NIA	Optum Services, Inc.	Ownership	100.000	UnitedHealth Group Incorporated		
		.0000	20-0231080				Consumer Wellness Solutions, Inc.	.DE	.NIA	Providence & SCA Off-Campus Holdings, LLC	Ownership	58.344	UnitedHealth Group Incorporated		.3
		.0000	83-2599969				Cornell Surgicenter, LLC	.OR	.NIA	SCA Pacific Holdings, Inc.	Ownership	18.500	UnitedHealth Group Incorporated		.3
		.0000	20-2595593				Corpus Christi Endoscopy Center, L.L.P.	.TX	.NIA	Patrimonio Autónomo Nueva Clínica	Ownership	51.800	UnitedHealth Group Incorporated		.1
		.0000					Country Scan Ltda.	.COL	.NIA	naviHealth, Inc.	Ownership	100.000	UnitedHealth Group Incorporated		
		.0000	52-2176762				Curaspan Health Group, Inc.	.DE	.NIA	Healthcare Solutions, Inc.	Ownership	100.000	UnitedHealth Group Incorporated		
		.0000	26-0080565				Cypress Care, Inc.	.DE	.NIA	SCA Danbury Surgical Center, LLC	Ownership	50.419	UnitedHealth Group Incorporated		
		.0000	63-1263704				Danbury Surgical Center, L.P.	.GA	.NIA	SunSurgery, LLC	Ownership	1.094	UnitedHealth Group Incorporated		
		.0000	63-1263704				Danbury Surgical Center, L.P.	.GA	.NIA	Physician(s) Owned	Influence		UnitedHealth Group Incorporated		.2
		.0000	81-5101448				David Moen, M.D. P.C.	.NY	.NIA	Physician(s) Owned	Influence		UnitedHealth Group Incorporated		.2
		.0000	45-2380022				David R. Ferrell, M.D., P.C.	.NY	.NIA	Physician(s) Owned	Influence		UnitedHealth Group Incorporated		.2
		.0000	11-2811353				Day-OP Center Of Long Island Inc.	.NY	.NIA	ProHEALTH Medical Management, LLC	Ownership	100.000	UnitedHealth Group Incorporated		
		.0000	75-2790863				Day-Op Surgery Consulting Company, LLC	.DE	.NIA	Dental Benefit Providers, Inc.	Ownership	100.000	UnitedHealth Group Incorporated		
		.0000	52-1811176				DBP Services of New York IPA, Inc.	.NY	.NIA	Dental Benefit Providers, Inc.	Ownership	100.000	UnitedHealth Group Incorporated		
		.0000	52-1452809				Dental Benefit Providers of California, Inc.	.CA	.IA	Dental Benefit Providers, Inc.	Ownership	100.000	UnitedHealth Group Incorporated		
.0707	UnitedHealth Group Incorporated	.52053	36-4008355				Dental Benefit Providers of Illinois, Inc.	.IL	.IA	Dental Benefit Providers, Inc.	Ownership	100.000	UnitedHealth Group Incorporated		
		.0000	41-2014834				Dental Benefit Providers, Inc.	.DE	.NIA	United HealthCare Services, Inc.	Ownership	100.000	UnitedHealth Group Incorporated		
		.0000					Denton Endoscopy Surgery Center, LLC	.TX	.NIA	Surgical Care Affiliates, LLC	Influence		UnitedHealth Group Incorporated		



STATEMENT AS OF SEPTEMBER 30, 2020 OF THE UnitedHealthcare of New England, Inc.

**SCHEDULE Y**  
**PART 1A - DETAIL OF INSURANCE HOLDING COMPANY SYSTEM**

1	2	3	4	5	6	7	8	9	10	11	12	13	14	15	16
Group Code	Group Name	NAIC Company Code	ID Number	Federal RSSD	CIK	Name of Securities Exchange if Publicly Traded (U.S. or International)	Names of Parent, Subsidiaries Or Affiliates	Domiciliary Location	Relationship to Reporting Entity	Directly Controlled by (Name of Entity/Person)	Type of Control (Ownership, Board, Management, Attorney-in-Fact, Influence, Other)	If Control is Ownership Provide Percentage	Ultimate Controlling Entity(ies)/Person(s)	Is an SCA Filing Required? (Y/N)	*
		.0000	47-0926556				Denton Surgery Center, LLC	TX	NIA	Surgical Care Affiliates, LLC	Influence		UnitedHealth Group Incorporated		
		.0000	82-1436601				Derry Surgical Center, LLC	NH	NIA	SCA-Derry, LLC	Ownership	70.000	UnitedHealth Group Incorporated		
		.0000	98-1460401				Diagnóstico Ecotomográfico Centromed Ltda.	CHL	NIA	Administradora Médica Centromed S.A.	Ownership	50.000	UnitedHealth Group Incorporated		1
		.0000	98-1460347				Diagnóstico por Imágenes Centromed Ltda.	CHL	NIA	Administradora Médica Centromed S.A.	Ownership	93.340	UnitedHealth Group Incorporated		
		.0000	98-1460347				Diagnóstico por Imágenes Centromed Ltda.	CHL	NIA	Centromed Quipué S.A.	Ownership	6.660	UnitedHealth Group Incorporated		
		.0000	33-0292435				Digestive Disease Center, L.P.	CA	NIA	Beach Surgical Holdings LLC	Ownership	51.000	UnitedHealth Group Incorporated		3
		.0000	98-1285762				Dilab Medicina Nuclear Ltda.	BRA	NIA	Esho – Empresa de Serviços Hospitalares S.A.	Ownership	95.000	UnitedHealth Group Incorporated		1
		.0000	27-4022876				Diplomat Blocker, Inc.	DE	NIA	Diplomat Pharmacy, Inc.	Ownership	100.000	UnitedHealth Group Incorporated		
		.0000	20-8334423				Diplomat Clinical Services, LLC	MI	NIA	Diplomat Pharmacy, Inc.	Ownership	100.000	UnitedHealth Group Incorporated		
		.0000	38-3453193				Diplomat Corporate Properties, LLC	MI	NIA	Diplomat Pharmacy, Inc.	Ownership	100.000	UnitedHealth Group Incorporated		
		.0000	38-2063100				Diplomat Pharmacy Holdings, Inc.	DE	NIA	Diplomat Pharmacy, Inc.	Ownership	100.000	UnitedHealth Group Incorporated		
		.0000	38-2063100				Diplomat Pharmacy, Inc.	MI	NIA	OptumRx Holdings, LLC	Ownership	100.000	UnitedHealth Group Incorporated		
		.0000	20-8576702				Diplomat Specialty Pharmacy Great Lakes Distribution Center, LLC	MI	NIA	Diplomat Pharmacy, Inc.	Ownership	100.000	UnitedHealth Group Incorporated		
		.0000	46-1891272				Diplomat Specialty Pharmacy of Boothwyn, LLC	PA	NIA	Diplomat Specialty Pharmacy of Philadelphia, LLC	Ownership	100.000	UnitedHealth Group Incorporated		
		.0000	20-3855530				Diplomat Specialty Pharmacy of Chicago, LLC	MI	NIA	Diplomat Pharmacy, Inc.	Ownership	100.000	UnitedHealth Group Incorporated		
		.0000	20-2372657				Diplomat Specialty Pharmacy of Flint, LLC	MI	NIA	Diplomat Pharmacy, Inc.	Ownership	100.000	UnitedHealth Group Incorporated		
		.0000	26-0146551				Diplomat Specialty Pharmacy of Ft. Lauderdale, LLC	MI	NIA	Diplomat Pharmacy, Inc.	Ownership	100.000	UnitedHealth Group Incorporated		
		.0000	20-2372751				Diplomat Specialty Pharmacy of Grand Rapids, LLC	MI	NIA	Diplomat Pharmacy, Inc.	Ownership	100.000	UnitedHealth Group Incorporated		
		.0000	94-3459971				Diplomat Specialty Pharmacy of Los Angeles County, LLC	CA	NIA	Diplomat Pharmacy, Inc.	Ownership	100.000	UnitedHealth Group Incorporated		
		.0000	23-3102454				Diplomat Specialty Pharmacy of Philadelphia, LLC	PA	NIA	Diplomat Pharmacy, Inc.	Ownership	100.000	UnitedHealth Group Incorporated		
		.0000	83-1252892				Diplomat Specialty Pharmacy of Phoenix, LLC	MI	NIA	Diplomat Pharmacy, Inc.	Ownership	100.000	UnitedHealth Group Incorporated		
		.0000	27-1148085				Diplomat Specialty Pharmacy of Southern California, LLC	MI	NIA	Diplomat Pharmacy, Inc.	Ownership	100.000	UnitedHealth Group Incorporated		
		.0000	30-0238641				Distance Learning Network, Inc.	DE	NIA	OptumHealth Holdings, LLC	Ownership	100.000	UnitedHealth Group Incorporated		
		.0000	82-5264853				Doctor + S.A.C.	PER	NIA	Pacifico S.A. Entidad Prestadora de Salud EPS	Ownership	100.000	UnitedHealth Group Incorporated		
		.0000	27-2176462				Dry Creek Surgery Center, LLC	CO	NIA	SCA-Dry Creek, LLC	Ownership	55.000	UnitedHealth Group Incorporated		
		.0000	27-2499399				DSP Flint Real Estate, LLC	MI	NIA	Diplomat Pharmacy, Inc.	Ownership	100.000	UnitedHealth Group Incorporated		
		.0000	82-5181311				DSP-Building C, LLC	MI	NIA	Diplomat Pharmacy, Inc.	Ownership	100.000	UnitedHealth Group Incorporated		
		.0000	27-2103713				DTC Surgery Center, LLC	CO	NIA	SCA-Denver Physicians Holdings, LLC	Ownership	100.000	UnitedHealth Group Incorporated		
		.0000	59-3625966				Dublin Surgery Center, LLC	OH	NIA	SCA-Dublin, LLC	Ownership	62.963	UnitedHealth Group Incorporated		
		.0000	59-3705426				Duncan Printing Services LLC	SC	NIA	UnitedHealthcare Insurance Company	Ownership	100.000	UnitedHealth Group Incorporated		
		.0000	04-3106404				Durable Medical Equipment, Inc.	MA	NIA	Reliant Medical Group, Inc.	Ownership	100.000	UnitedHealth Group Incorporated		2
		.0000	59-3625966				DWIC of Tampa Bay, Inc.	FL	NIA	MedExpress Development, LLC	Ownership	100.000	UnitedHealth Group Incorporated		
		.0000	95-4660712				E Street Endoscopy, LLC	FL	NIA	West Coast Endoscopy Holdings, LLC	Ownership	51.000	UnitedHealth Group Incorporated		
		.0000	02-0593133				Ear Professionals International Corporation	DE	NIA	Specialty Benefits, LLC	Ownership	100.000	UnitedHealth Group Incorporated		
		.0000	71-0923682				East Brunswick Surgery Center, LLC	NJ	NIA	ASC Holdings of New Jersey, LLC	Ownership	51.000	UnitedHealth Group Incorporated		
		.0000	84-1162764				eCode Solutions, LLC	DE	NIA	Surgical Care Affiliates, LLC	Ownership	100.000	UnitedHealth Group Incorporated		
		.0000	98-1339173				Electronic Network Systems, Inc.	DE	NIA	Optum360 Solutions, LLC	Ownership	100.000	UnitedHealth Group Incorporated		
		.0000	98-1339173				Eual Participações S.A.	BRA	NIA	Esho – Empresa de Serviços Hospitalares S.A.	Ownership	39.996	UnitedHealth Group Incorporated		
		.0000	98-1339173				Eual Participações S.A.	BRA	NIA	Anil Assistência Médica Internacional S.A.	Ownership	60.004	UnitedHealth Group Incorporated		
		.0000	26-2195068				Empire Physician Management Company, LLC	CA	NIA	North American Medical Management California, Inc.	Ownership	100.000	UnitedHealth Group Incorporated		
		.0000	33-0181426				Empire Physicians' Medical Group, Inc.	CA	NIA	NAIM Medical Group Holdings, Inc.	Ownership	100.000	UnitedHealth Group Incorporated		2
		.0000	26-4682368				Employers' Health Choice PPO, Inc.	AR	NIA	HealthScope Benefits, Inc.	Ownership	50.000	UnitedHealth Group Incorporated		

**SCHEDULE Y**  
**PART 1A - DETAIL OF INSURANCE HOLDING COMPANY SYSTEM**

1	2	3	4	5	6	7	8	9	10	11	12	13	14	15	16	
Group Code	Group Name	NAIC Company Code	ID Number	Federal RSSD	CIK	Name of Securities Exchange if Publicly Traded (U.S. or International)	Names of Parent, Subsidiaries Or Affiliates	Domi-ciliary Loca-tion	Relation-ship to Reporting Entity	Directly Controlled by (Name of Entity/Person)	Type of Control (Ownership, Board, Management, Attorney-in-Fact, Influence, Other)	If Control is Ownership Provide Percentage	Ultimate Controlling Entity(ies)/Person(s)	Is an SCA Filing Re-quired? (Y/N)	*	
0707	UnitedHealth Group Incorporated	.0000					Empremédica S. A.	.PER	NIA	Banmedica S.A.	Ownership	100.000	UnitedHealth Group Incorporated			
		.0000	77-0317478				Endoscopy Center Affiliates, Inc.	.DE	NIA	National Surgery Centers, LLC	Ownership	100.000	UnitedHealth Group Incorporated			
		.89087	75-1617708				Enterprise Life Insurance Company	.TX	IA	Freedom Life Insurance Company of America	Ownership	100.000	UnitedHealth Group Incorporated			
		.0000	45-2301399				Envoy Health Management, LLC	.MI	NIA	Diplomat Pharmacy, Inc.	Ownership	100.000	UnitedHealth Group Incorporated			
		.0000					EP Campus I, LLC	.DE	NIA	UnitedHealthcare Insurance Company	Ownership	100.000	UnitedHealth Group Incorporated			
		.0000	81-0732646				Equian Parent Corp.	.DE	NIA	OptumInsight, Inc.	Ownership	100.000	UnitedHealth Group Incorporated			
		.0000	27-0083277				Equian, LLC	.IN	NIA	Equian Parent Corp.	Ownership	100.000	UnitedHealth Group Incorporated			
		.0000					Esho – Empresa de Serviços Hospitalares S.A.			Amil Assistência Médica Internacional S.A.						
		.0000					Etho – Empresa de Tecnologia Hospitalar Ltda.	.BRA	NIA	Amil Assistência Médica Internacional S.A.	Ownership	99.694	UnitedHealth Group Incorporated		1	
		.0000	98-1122399					.BRA	NIA		Ownership	90.062	UnitedHealth Group Incorporated		1	
		.0000	81-1070402				Everett MSO, Inc.	.WA	NIA	OptumCare Holdings, LLC	Ownership	100.000	UnitedHealth Group Incorporated			
		.0000	81-1625636				Everett Physicians, Inc. P.S.	.WA	NIA	Physician(s) Owned	Influence		UnitedHealth Group Incorporated		2	
		.0000	98-1111239							Esho – Empresa de Serviços Hospitalares S.A.						
		.0000	98-1111239				Excellion Serviços Biomédicos Ltda.	.BRA	NIA	S.A.	Ownership	100.000	UnitedHealth Group Incorporated			
		.0000	20-0087132				Excellion Serviços Biomédicos Ltda.	.BRA	NIA	Cemed Care – Empresa de Atendimento Clínico Geral Ltda.	Ownership	0.000	UnitedHealth Group Incorporated			
		.0000	11-3669765				Excelsior Insurance Brokerage, Inc.	.DE	NIA	HealthMarkets Insurance Agency, Inc.	Ownership	100.000	UnitedHealth Group Incorporated			
		.0000	30-0701899				Executive Health Resources, Inc.	.PA	NIA	Optum360 Solutions, LLC	Ownership	100.000	UnitedHealth Group Incorporated			
		.0000					Executive Surgery Center, L.L.C.	.TX	NIA	SCA-Houston Executive, LLC	Ownership	53.849	UnitedHealth Group Incorporated			
		.0000	98-1259260							UnitedHealthcare Global Medical (UK) Limited	Ownership	100.000	UnitedHealth Group Incorporated			
		.0000					Eye Clinic Oftalmologia Clínico Cirúrgica e Diagnóstico Ltda.	.BRA	NIA	Lotten-Eyes Oftalmologia Clínica e Cirúrgica Ltda.	Ownership	0.001	UnitedHealth Group Incorporated			
.0000					Eye Clinic Oftalmologia Clínico Cirúrgica e Diagnóstico Ltda.	.BRA	NIA	Hospital Alvorada de Taguatinga Ltda.	Ownership	99.999	UnitedHealth Group Incorporated					
.0000	88-0223385				Family Health Care Services	.NV	NIA	Sierra Health Services, Inc.	Ownership	100.000	UnitedHealth Group Incorporated					
.0000	88-0257036				Family Home Hospice, Inc.	.NV	NIA	Sierra Health Services, Inc.	Ownership	100.000	UnitedHealth Group Incorporated					
.0000	47-2066485				First Hill Surgery Center, LLC	.WA	NIA	Physician(s) Owned	Influence		UnitedHealth Group Incorporated		2			
.0000	62-1551098				Florence Surgery Center, L.P.	.TN	NIA	SCA-Florence, LLC	Ownership	20.000	UnitedHealth Group Incorporated		3			
.0000	35-2456267				FMG Holdings, LLC	.DE	NIA	Hygeia Corporation	Ownership	1.296	UnitedHealth Group Incorporated					
.0000	35-2456267				FMG Holdings, LLC	.DE	NIA	UnitedHealth Group Incorporated	Ownership	98.704	UnitedHealth Group Incorporated					
.0000	11-2142060				Focus Rx Inc.	.NY	NIA	Diplomat Pharmacy, Inc.	Ownership	100.000	UnitedHealth Group Incorporated					
.0000	46-3275933				Focus Rx Pharmacy Services Inc.	.NY	NIA	Diplomat Pharmacy, Inc.	Ownership	100.000	UnitedHealth Group Incorporated					
.0000	86-0908902				For Health of Arizona, Inc.	.AZ	NIA	For Health, Inc.	Ownership	100.000	UnitedHealth Group Incorporated					
.0000	33-0766617				For Health, Inc.	.DE	NIA	Inspiris, Inc.	Ownership	100.000	UnitedHealth Group Incorporated					
.0000	77-0368346				Fort Worth Endoscopy Centers, LLC	.TX	NIA	Surgical Care Affiliates, LLC	Influence		UnitedHealth Group Incorporated					
.0000	86-0901608				Fortified Provider Network, Inc.	.AZ	NIA	Equian Parent Corp.	Ownership	100.000	UnitedHealth Group Incorporated					
.0000					Fortify Technologies Asia, LLC	.PHL	NIA	Savvysherpa, LLC	Ownership	99.990	UnitedHealth Group Incorporated					
.0000	27-0695411				Fortify Technologies, LLC	.MN	NIA	Savvysherpa, LLC	Ownership	100.000	UnitedHealth Group Incorporated					
.0000	75-2193766				Foundation Financial Services, Inc.	.NV	NIA	USHEALTH Group, Inc.	Ownership	100.000	UnitedHealth Group Incorporated					
.0000	20-3412606				Franklin Surgical Center LLC	.NJ	NIA	SCA-Franklin, LLC	Ownership	51.626	UnitedHealth Group Incorporated					
0707	UnitedHealth Group Incorporated	.62324	61-1096685				Freedom Life Insurance Company of America	.TX	IA	USHEALTH Group, Inc.	Ownership	100.000	UnitedHealth Group Incorporated			
		.0000	82-3453993				Freeway Surgicenter of Houston, LLC	.TX	NIA	SCA-Freeway Holdings, LLC	Ownership	59.322	UnitedHealth Group Incorporated			
		.0000					Frontier Medex Tanzania Limited	.TZA	NIA	UnitedHealthcare Global Medical (UK) Limited	Ownership	99.000	UnitedHealth Group Incorporated		1	
		.0000	98-1172769				FrontierMEDEX (RMS), Inc.	.DE	NIA	FMG Holdings, LLC	Ownership	100.000	UnitedHealth Group Incorporated			
		.0000	68-0679514				FrontierMEDEX Government Services, LLC	.DE	NIA	FMG Holdings, LLC	Ownership	100.000	UnitedHealth Group Incorporated			
		.0000	45-5339512				FrontierMEDEX Kenya Limited	.KEN	NIA	UnitedHealthcare International I B.V.	Ownership	0.100	UnitedHealth Group Incorporated			
		.0000	98-1147103				FrontierMEDEX Kenya Limited	.KEN	NIA	UnitedHealthcare Global Medical (UK) Limited	Ownership	99.900	UnitedHealth Group Incorporated			
		.0000	98-1147103				FrontierMEDEX Kenya Limited	.KEN	NIA	UnitedHealthcare Global Medical (UK) Limited	Ownership	99.900	UnitedHealth Group Incorporated			
		.0000	98-1101521				FrontierMEDEX Limited	.IRQ	NIA	UnitedHealthcare Global Medical (UK) Limited	Ownership	100.000	UnitedHealth Group Incorporated			
		.0000	33-1219808				FrontierMEDEX US, Inc.	.DE	NIA	FMG Holdings, LLC	Ownership	24.613	UnitedHealth Group Incorporated			

**SCHEDULE Y**  
**PART 1A - DETAIL OF INSURANCE HOLDING COMPANY SYSTEM**

1	2	3	4	5	6	7	8	9	10	11	12	13	14	15	16
Group Code	Group Name	NAIC Company Code	ID Number	Federal RSSD	CIK	Name of Securities Exchange if Publicly Traded (U.S. or International)	Names of Parent, Subsidiaries Or Affiliates	Domi-ciliary Location	Relation-ship to Reporting Entity	Directly Controlled by (Name of Entity/Person)	Type of Control (Ownership, Board, Management, Attorney-in-Fact, Influence, Other)	If Control is Ownership Provide Percentage	Ultimate Controlling Entity(ies)/Person(s)	Is an SCA Filing Re-quired? (Y/N)	*
		.00000	33-1219808				FrontierMEDEX US, Inc.	DE	NIA	UnitedHealth Group Incorporated	Ownership	75.387	UnitedHealth Group Incorporated		
		.00000	52-2230470				FrontierMEDEX, Inc.	IN	NIA	FrontierMEDEX US, Inc.	Ownership	100.000	UnitedHealth Group Incorporated		
		.00000					Fundación Banmédica	CHL	NIA	Banmédica S.A.	Ownership	100.000	UnitedHealth Group Incorporated		
		.00000	63-0833765				Gadsden Surgery Center, LLC	DE	NIA	SC Affiliates, LLC	Ownership	100.000	UnitedHealth Group Incorporated		
		.00000	62-1488653				Gadsden Surgery Center, Ltd.	AL	NIA	Gadsden Surgery Center, LLC	Ownership	58.500	UnitedHealth Group Incorporated		
		.00000	27-0556097				Genoa Healthcare LLC	PA	NIA	Specialized Pharmaceuticals, Inc.	Ownership	100.000	UnitedHealth Group Incorporated		
		.00000	47-3851949				Genoa Healthcare, Inc.	DE	NIA	OptumRx Holdings, LLC	Ownership	100.000	UnitedHealth Group Incorporated		
		.00000	20-5009764				Genoa of Arkansas, LLC	AR	NIA	Genoa Healthcare LLC	Ownership	100.000	UnitedHealth Group Incorporated		
		.00000					Genoa Technology (Canada) Inc.	CAN	NIA	Genoa Technology, Inc.	Ownership	100.000	UnitedHealth Group Incorporated		
		.00000	38-4034308				Genoa Technology, Inc.	DE	NIA	Genoa Healthcare LLC	Ownership	100.000	UnitedHealth Group Incorporated		
		.00000	45-3010132				Genoa Telepsychiatry, Inc.	DE	NIA	Genoa Healthcare LLC	Ownership	100.000	UnitedHealth Group Incorporated		
		.00000	81-4703295				Genoa, QoL Wholesale, LLC	IN	NIA	Genoa Healthcare LLC	Ownership	100.000	UnitedHealth Group Incorporated		
		.00000	37-0920164				gethealthinsurance.com Agency Inc.	IN	NIA	Golden Rule Financial Corporation	Ownership	100.000	UnitedHealth Group Incorporated		
		.00000	65-1025514				Gladiolus Surgery Center, L.L.C.	FL	NIA	SCA-Gladiolus, LLC	Ownership	45.981	UnitedHealth Group Incorporated		3
		.00000	47-3495605				GLBESC, LLC	DE	NIA	Beach Surgical Holdings LLC	Ownership	51.282	UnitedHealth Group Incorporated		3
		.00000	33-0595220				Glenwood Surgical Center, L.P.	CA	NIA	SCA-Glenwood Holdings, LLC	Ownership	56.730	UnitedHealth Group Incorporated		
		.00000	62-1601450				Glenwood-SC, Inc.	TN	NIA	SC Affiliates, LLC	Ownership	100.000	UnitedHealth Group Incorporated		
		.00000	20-3420886				Golden Outlook, Inc.	CA	NIA	Golden Rule Financial Corporation	Ownership	100.000	UnitedHealth Group Incorporated		
.0707	UnitedHealth Group Incorporated	62286	37-6028756	3057283			Golden Rule Financial Corporation	DE	NIA	UnitedHealth Group Incorporated	Ownership	100.000	UnitedHealth Group Incorporated		
		.00000	33-0529450				Golden Triangle Surgicenter, L.P.	IN	IA	Golden Rule Financial Corporation	Ownership	100.000	UnitedHealth Group Incorporated		
		.00000	52-1597483				Grandview Surgery Center, L.P.	CA	NIA	Surgery Centers-West Holdings, LLC	Ownership	73.000	UnitedHealth Group Incorporated		
		.00000	93-1237063				Grants Pass Surgery Center, LLC	PA	NIA	Camp Hill Ambulatory Centers	Ownership	41.993	UnitedHealth Group Incorporated		
		.00000					Grapevine Finance LLC	OR	NIA	SCA-Grants Pass, LLC	Ownership	51.000	UnitedHealth Group Incorporated		
		.00000	27-2337725				Greater Phoenix Collaborative Care, P.C.	DE	NIA	HealthMarkets, LLC	Ownership	100.000	UnitedHealth Group Incorporated		
		.00000	36-4053840				Greensboro Specialty Surgery Center, LLC	AZ	NIA	Collaborative Care Holdings, LLC	Ownership	49.000	UnitedHealth Group Incorporated		2
		.00000	74-2411643				Greenville Surgery Center, LLC	NC	NIA	NSC Greensboro West, LLC	Ownership	50.100	UnitedHealth Group Incorporated		3
		.00000	33-0749339				Grossmont Surgery Center, L.P.	TX	NIA	Surgical Care Affiliates, LLC	Influence		UnitedHealth Group Incorporated		
		.00000	33-0749339				Grossmont Surgery Center, L.P.	CA	NIA	Medical Surgical Centers of America, Inc.	Ownership	33.645	UnitedHealth Group Incorporated		3
		.00000	01-0619096				Grove Place Surgery Center, L.L.C.	CA	NIA	SunSurgery, LLC	Ownership	1.000	UnitedHealth Group Incorporated		3
		.00000	26-1227494				H.I. Investments Holding Company, LLC	FL	NIA	SCA-Grove Place, LLC	Ownership	70.715	UnitedHealth Group Incorporated		
		.00000	98-0213198				H&W Indemnity (SPC), Ltd.	DE	NIA	Health Inventures, LLC	Ownership	100.000	UnitedHealth Group Incorporated		
.0707	UnitedHealth Group Incorporated	79480	35-1279304				Harken Health Insurance Company	CYM	NIA	UnitedHealth Group Incorporated	Ownership	100.000	UnitedHealth Group Incorporated		
		.00000	58-2065044				Hawthorn Place Outpatient Surgery Center, L.P.	WI	IA	UnitedHealthcare, Inc.	Ownership	100.000	UnitedHealth Group Incorporated		
		.00000	85-2037257				Hays Jv Partners, LLC	GA	NIA	SHC Hawthorn, Inc.	Ownership	38.000	UnitedHealth Group Incorporated		3
		.00000	27-4579547				Hays Surgery Center, LLC	TX	NIA	SCA Hays Holdings, LLC	Ownership	31.373	UnitedHealth Group Incorporated		3
		.00000	27-4579547				Hays Surgery Center, LLC	TX	NIA	Hays Jv Partners, LLC	Ownership	51.000	UnitedHealth Group Incorporated		
		.00000					Hays Surgery Center, LLC	TX	NIA	SCA Hays Holdings, LLC	Ownership	9.000	UnitedHealth Group Incorporated		
		.00000					hCentive Technology India Private Limited	IND	NIA	hCentive, Inc.	Ownership	99.990	UnitedHealth Group Incorporated		
		.00000					hCentive Technology India Private Limited	IND	NIA	UnitedHealth International, Inc.	Ownership	0.010	UnitedHealth Group Incorporated		
		.00000	27-0549481				hCentive, Inc.	DE	NIA	Optum Government Solutions, Inc.	Ownership	100.000	UnitedHealth Group Incorporated		
		.00000	45-3007213				HCP ACO California, LLC	CA	NIA	OptumCare ACO Holdings, LLC	Ownership	100.000	UnitedHealth Group Incorporated		
		.00000	33-0673883				Health Care-ONE Insurance Agency, Inc.	CA	NIA	USHEALTH Career Agency, Inc.	Ownership	50.000	UnitedHealth Group Incorporated		
		.00000	20-5944768				Health Inventures Employment Solutions, LLC	DE	NIA	Health Inventures, LLC	Ownership	100.000	UnitedHealth Group Incorporated		
		.00000	04-3723090				Health Inventures, LLC	DE	NIA	SC Affiliates, LLC	Ownership	100.000	UnitedHealth Group Incorporated		
.0707	UnitedHealth Group Incorporated	96342	88-0201035				Health Plan of Nevada, Inc.	NV	IA	Sierra Health Services, Inc.	Ownership	100.000	UnitedHealth Group Incorporated		
		.00000	95-4763349				HealthAllies, Inc.	DE	NIA	OptumHealth Holdings, LLC	Ownership	100.000	UnitedHealth Group Incorporated		
		.00000					HealthCare Partners Affiliates Medical Group	CA	NIA	HealthCare Partners Associates Medical Group, P.C.	Ownership	95.000	UnitedHealth Group Incorporated		2
		.00000	26-4247365				HealthCare Partners ASC-HB, LLC	CA	NIA	Talbert Medical Group, P.C.	Ownership	100.000	UnitedHealth Group Incorporated		2
		.00000	95-4628842				HealthCare Partners ASC-LB, LLC	CA	NIA	OptumCare Management, LLC	Ownership	99.000	UnitedHealth Group Incorporated		
		.00000					HealthCare Partners ASC-LB, LLC	CA	NIA	HealthCare Partners Associates Medical Group, P.C.	Ownership	1.000	UnitedHealth Group Incorporated		

STATEMENT AS OF SEPTEMBER 30, 2020 OF THE UnitedHealthcare of New England, Inc.

**SCHEDULE Y**  
**PART 1A - DETAIL OF INSURANCE HOLDING COMPANY SYSTEM**

1	2	3	4	5	6	7	8	9	10	11	12	13	14	15	16
Group Code	Group Name	NAIC Company Code	ID Number	Federal RSSD	CIK	Name of Securities Exchange if Publicly Traded (U.S. or International)	Names of Parent, Subsidiaries Or Affiliates	Domi-ciliary Location	Relation-ship to Reporting Entity	Directly Controlled by (Name of Entity/Person)	Type of Control (Ownership, Board, Management, Attorney-in-Fact, Influence, Other)	If Control is Ownership Provide Percentage	Ultimate Controlling Entity(ies)/Person(s)	Is an SCA Filing Re-quired? (Y/N)	*
		.00000	45-5273760				HealthCare Partners Associates Medical Group, P.C.	CA	NIA	Physician(s) Owned	Influence		UnitedHealth Group Incorporated		2
		.00000	47-5274363				HealthCare Partners Management Services California, LLC	DE	NIA	OptumCare Management, LLC	Ownership	100.000	UnitedHealth Group Incorporated		
		.00000	88-0213519				HealthCare Partners Medical Group (Coats), Ltd.	NV	NIA	Physician(s) Owned	Influence		UnitedHealth Group Incorporated		2
		.00000	95-4340584				HealthCare Partners Medical Group, P.C.	CA	NIA	Physician(s) Owned	Influence		UnitedHealth Group Incorporated		2
		.00000	81-1080535				HealthCare Partners RE, LLC	DE	NIA	OptumCare Holdings, LLC	Ownership	100.000	UnitedHealth Group Incorporated		
		.00000	77-0693060				Healthcare Solutions, Inc.	DE	NIA	OptumRx Administrative Services, LLC	Ownership	100.000	UnitedHealth Group Incorporated		
		.00000	20-3349887				HealthEast Surgery Center-Maplewood, LLC	MN	NIA	H.I. Investments Holding Company, LLC	Ownership	24.313	UnitedHealth Group Incorporated		3
		.00000	27-0277771				HealthFirst IPA, Inc.	CO	NIA	New West Physicians, Inc.	Ownership	100.000	UnitedHealth Group Incorporated		
		.00000	47-2570595				HealthMarkets Group, Inc.	DE	NIA	HealthMarkets, LLC	Ownership	100.000	UnitedHealth Group Incorporated		
		.00000	27-0277771				HealthMarkets Insurance Agency, Inc.	DE	NIA	HealthMarkets Group, Inc.	Ownership	100.000	UnitedHealth Group Incorporated		
		.00000	46-1131431				HealthMarkets Services, Inc.	DE	NIA	HealthMarkets Group, Inc.	Ownership	100.000	UnitedHealth Group Incorporated		
		.00000	75-2044750	4346649			HealthMarkets, Inc.	DE	NIA	Golden Rule Financial Corporation	Ownership	100.000	UnitedHealth Group Incorporated		
		.00000	71-0847266				HealthMarkets, LLC	DE	NIA	HealthMarkets, Inc.	Ownership	100.000	UnitedHealth Group Incorporated		
		.00000	47-1409110				HealthSCOPE Benefits, Inc.	DE	NIA	HealthSCOPE Holdings, Inc.	Ownership	100.000	UnitedHealth Group Incorporated		
		.00000	83-2722254				HealthSCOPE Holdings, Inc.	DE	NIA	UMR, Inc.	Ownership	100.000	UnitedHealth Group Incorporated		
		.00000	98-1443161				Heartland Heart and Vascular, LLC	DE	NIA	SCA Heartland Holdings, LLC	Ownership	80.000	UnitedHealth Group Incorporated		
		.00000	98-1443161				Help S.A.	CHL	NIA	Saden S.A.	Ownership	0.000	UnitedHealth Group Incorporated		
		.00000	98-1443161				Help S.A.	CHL	NIA	Banmedica S.A.	Ownership	100.000	UnitedHealth Group Incorporated		
		.00000					Help Service S.A.	CHL	NIA	Banmedica S.A.	Ownership	100.000	UnitedHealth Group Incorporated		
		.00000					Help Service S.A.	CHL	NIA	Saden S.A.	Ownership	0.000	UnitedHealth Group Incorporated		
		.00000					EMonefro – Hemodiálise e Nefrologia Ltda	BRA	NIA	Esho – Empresa de Serviços Hospitalares S.A.	Ownership	32.420	UnitedHealth Group Incorporated		3
		.00000	46-5291602				HFHS-SCA Holdings, LLC	MI	NIA	SC Affiliates, LLC	Ownership	49.000	UnitedHealth Group Incorporated		3
		.00000	84-1472832				Highlands Ranch Healthcare, LLC	CO	NIA	Urgent Care MSO, LLC	Ownership	100.000	UnitedHealth Group Incorporated		
		.00000	98-1452260				Home Medical S.A.	CHL	NIA	Saden S.A.	Ownership	0.002	UnitedHealth Group Incorporated		
		.00000	98-1452260				Home Medical S.A.	CHL	NIA	Help S.A.	Ownership	99.998	UnitedHealth Group Incorporated		
		.00000	81-0884465				Homecare Dimensions of Florida, Inc.	TX	NIA	WellMed Networks, Inc.	Ownership	100.000	UnitedHealth Group Incorporated		2
		.00000	74-2758644				Homecare Dimensions, Inc.	TX	NIA	WellMed Networks, Inc.	Ownership	100.000	UnitedHealth Group Incorporated		2
		.00000	20-8910978				Hospice Inspiris Holdings, Inc.	TN	NIA	Inspiris, Inc.	Ownership	100.000	UnitedHealth Group Incorporated		
		.00000	98-1286038				Hospitais Associados de Pernambuco Ltda.	BRA	NIA	Hospital Alvorada de Taguatinga Ltda.	Ownership	0.000	UnitedHealth Group Incorporated		
		.00000	98-1286038				Hospitais Associados de Pernambuco Ltda.	BRA	NIA	Esho – Empresa de Serviços Hospitalares S.A.	Ownership	100.000	UnitedHealth Group Incorporated		
		.00000					Hospital Alvorada de Taguatinga Ltda.	BRA	NIA	Amil Assistência Médica Internacional S.A.	Ownership	84.277	UnitedHealth Group Incorporated		
		.00000					Hospital Alvorada de Taguatinga Ltda.	BRA	NIA	Bosque Medical Center Ltda.	Ownership	8.384	UnitedHealth Group Incorporated		
		.00000					Hospital Alvorada de Taguatinga Ltda.	BRA	NIA	Esho – Empresa de Serviços Hospitalares S.A.	Ownership	7.339	UnitedHealth Group Incorporated		
		.00000	98-1389272				Hospital Ana Costa S.A.	BRA	NIA	Plano de Saúde Ana Costa Ltda.	Ownership	99.792	UnitedHealth Group Incorporated		1
		.00000	98-1389272				Hospital Ana Costa S.A.	BRA	NIA	Hospital Alvorada de Taguatinga Ltda.	Ownership	0.161	UnitedHealth Group Incorporated		1
		.00000	98-1310065				Hospital de Clínicas de Jacarepaguá Ltda.	BRA	NIA	Esho – Empresa de Serviços Hospitalares S.A.	Ownership	100.000	UnitedHealth Group Incorporated		
		.00000	98-1310065				Hospital de Clínicas de Jacarepaguá Ltda.	BRA	NIA	Cemed Care – Empresa de Atendimento Clínico Geral Ltda.	Ownership	0.000	UnitedHealth Group Incorporated		
		.00000	98-1332673				Hospital Santa Helena S.A.	BRA	NIA	Etuah Participações S.A.	Ownership	65.210	UnitedHealth Group Incorporated		1
		.00000	98-1332673				Hospital Santa Helena S.A.	BRA	NIA	Esho – Empresa de Serviços Hospitalares S.A.	Ownership	33.600	UnitedHealth Group Incorporated		1
		.00000	26-2912304				Humedica, Inc.	DE	NIA	United HealthCare Services, Inc.	Ownership	100.000	UnitedHealth Group Incorporated		
		.00000	36-4331825				Hygeia Corporation	DE	NIA	UnitedHealth International, Inc.	Ownership	100.000	UnitedHealth Group Incorporated		
		.00000	98-1106075				Hygeia Corporation (Ontario)	CAN	NIA	FrontierMEDEX US, Inc.	Ownership	100.000	UnitedHealth Group Incorporated		
		.00000	84-4865867				IHD Holdings, LLC	DE	NIA	naviHealth, Inc.	Ownership	100.000	UnitedHealth Group Incorporated		
		.00000	82-1341098				Illinois Independent Care Network, LLC	DE	NIA	Surgical Care Affiliates, LLC	Ownership	100.000	UnitedHealth Group Incorporated		

STATEMENT AS OF SEPTEMBER 30, 2020 OF THE UnitedHealthcare of New England, Inc.

**SCHEDULE Y**  
**PART 1A - DETAIL OF INSURANCE HOLDING COMPANY SYSTEM**

1	2	3	4	5	6	7	8	9	10	11	12	13	14	15	16
Group Code	Group Name	NAIC Company Code	ID Number	Federal RSSD	CIK	Name of Securities Exchange if Publicly Traded (U.S. or International)	Names of Parent, Subsidiaries Or Affiliates	Domi-ciliary Location	Relation-ship to Reporting Entity	Directly Controlled by (Name of Entity/Person)	Type of Control (Ownership, Board, Management, Attorney-in-Fact, Influence, Other)	If Control is Ownership Provide Percentage	Ultimate Controlling Entity(ies)/Person(s)	Is an SCA Filing Re-quired? (Y/N)	*
		.00000	98-1122694				Imed Star – Serviços de Desempenho Organizacional Ltda.	.BRA	.NIA	UHG Brasil Participações S.A.	Ownership	0.000	UnitedHealth Group Incorporated		
		.00000	98-1122694				Imed Star – Serviços de Desempenho Organizacional Ltda.	.BRA	.NIA	Optum Health & Technology Serviços do Brasil Ltda.	Ownership	100.000	UnitedHealth Group Incorporated		
		.00000	20-4351923				Impel Consulting Experts, L.L.C.	.TX	.NIA	Impel Management Services, L.L.C.	Ownership	100.000	UnitedHealth Group Incorporated		
		.00000	75-2574317				Impel Management Services, L.L.C.	.TX	.NIA	USMD Holdings, Inc.	Ownership	100.000	UnitedHealth Group Incorporated		
		.00000	27-3296953				IN Style OPTICAL, LLC	.MA	.NIA	Reliant Medical Group, Inc.	Ownership	100.000	UnitedHealth Group Incorporated		2
		.00000	45-4132005				Indiana Care Organization, LLC	.IN	.NIA	AHN Target Holdings, LLC	Ownership	100.000	UnitedHealth Group Incorporated		
		.00000	62-1641102				Ingram & Associates, LLC	.TN	.NIA	Optum360, LLC	Ownership	100.000	UnitedHealth Group Incorporated		
		.00000	33-0618077				Inland Faculty Medical Group, Inc.	.CA	.NIA	NAIM Medical Group Holdings, Inc.	Ownership	100.000	UnitedHealth Group Incorporated		2
		.00000	33-0018673				Inland Surgery Center, L.P.	.CA	.NIA	Redlands Ambulatory Surgery Center	Ownership	51.000	UnitedHealth Group Incorporated		
		.00000	33-0018673				Inland Surgery Center, L.P.	.CA	.NIA	SC Affiliates, LLC	Ownership	5.275	UnitedHealth Group Incorporated		
		.00000					Imobiliária Apoquindo 3001 S.A.	.CHL	.NIA	Vida Tres Internacional S.A.	Ownership	0.001	UnitedHealth Group Incorporated		
		.00000					Imobiliária Apoquindo 3001 S.A.	.CHL	.NIA	Imobiliária Apoquindo S.A.	Ownership	99.999	UnitedHealth Group Incorporated		
		.00000	98-1458683				Imobiliária Apoquindo 3600 Ltda.	.CHL	.NIA	Imobiliária Apoquindo 3001 S.A.	Ownership	0.300	UnitedHealth Group Incorporated		
		.00000	98-1458683				Imobiliária Apoquindo 3600 Ltda.	.CHL	.NIA	Banmedica S.A.	Ownership	99.700	UnitedHealth Group Incorporated		
		.00000	98-1443174				Imobiliária Apoquindo S.A.	.CHL	.NIA	Saden S.A.	Ownership	0.000	UnitedHealth Group Incorporated		
		.00000	98-1443174				Imobiliária Apoquindo S.A.	.CHL	.NIA	Banmedica S.A.	Ownership	100.000	UnitedHealth Group Incorporated		
		.00000	98-1458682				Imobiliária Clínica Santa María S.A.	.CHL	.NIA	Banmedica S.A.	Ownership	99.433	UnitedHealth Group Incorporated		1
		.00000	98-1454653				Imobiliária e Inversiones Alameda S.A.	.CHL	.NIA	Saden S.A.	Ownership	0.020	UnitedHealth Group Incorporated		
		.00000	98-1454653				Imobiliária e Inversiones Alameda S.A.	.CHL	.NIA	Banmedica S.A.	Ownership	99.980	UnitedHealth Group Incorporated		
		.00000	98-1460922				Imobiliária Viñamed Ltda.	.CHL	.NIA	Administradora Médica Centromed S.A.	Ownership	99.900	UnitedHealth Group Incorporated		1
		.00000	47-5640889				INOVB Surgical at Memorial City, LLC	.TX	.NIA	Memorial City Partners, LLC	Ownership	100.000	UnitedHealth Group Incorporated		
		.00000	88-0482274				inPharmative, Inc.	.NV	.NIA	OptumRx Health Solutions, LLC	Ownership	100.000	UnitedHealth Group Incorporated		
		.00000	45-2563134				Inspiris Medical Services of New Jersey, P.C.	.NJ	.NIA	Physician(s) Owned	Influence		UnitedHealth Group Incorporated		2
		.00000	27-1561674				INSPIRIS of Michigan Medical Services, P.C.	.MI	.NIA	Physician(s) Owned	Influence		UnitedHealth Group Incorporated		2
		.00000	13-4138665				INSPIRIS of New York Management, Inc.	.NY	.NIA	Inspiris, Inc.	Ownership	100.000	UnitedHealth Group Incorporated		
		.00000	13-4168739				INSPIRIS of New York Medical Services, P.C.	.NY	.NIA	Physician(s) Owned	Influence		UnitedHealth Group Incorporated		2
		.00000	26-2895670				INSPIRIS of Pennsylvania Medical Services, P.C.	.PA	.NIA	Physician(s) Owned	Influence		UnitedHealth Group Incorporated		2
		.00000	26-2885572				INSPIRIS of Texas Physician Group	.TX	.NIA	Optum Care Services Company	Ownership	100.000	UnitedHealth Group Incorporated		
		.00000	33-0766366				Inspiris, Inc.	.DE	.NIA	Collaborative Care Holdings, LLC	Ownership	100.000	UnitedHealth Group Incorporated		
		.00000					Instituto do Radium de Campinas Ltda	.BRA	.NIA	Esho – Empresa de Serviços Hospitalares S.A.	Ownership	0.000	UnitedHealth Group Incorporated		
		.00000					Instituto do Radium de Campinas Ltda	.BRA	.NIA	COI – Clínicas Oncológicas Integradas S.A.	Ownership	100.000	UnitedHealth Group Incorporated		
		.00000	46-2215497				InTouch Pharmacy LLC	.GA	.NIA	Diplomat Pharmacy, Inc.	Ownership	100.000	UnitedHealth Group Incorporated		
		.00000	98-1452273				Inversiones Clínicas Santa María S.A.	.CHL	.NIA	Clínica Dávila y Servicios Médicos S.A.	Ownership	0.000	UnitedHealth Group Incorporated		
		.00000	98-1452273				Inversiones Clínicas Santa María S.A.	.CHL	.NIA	Banmedica S.A.	Ownership	100.000	UnitedHealth Group Incorporated		
		.00000	98-1448096				Isapre Banmedica S.A.	.CHL	.IA	Clínica Dávila y Servicios Médicos S.A.	Ownership	0.000	UnitedHealth Group Incorporated		
		.00000	98-1448096				Isapre Banmedica S.A.	.CHL	.IA	Banmedica S.A.	Ownership	100.000	UnitedHealth Group Incorporated		
		.00000					Isapre Vida Tres S.A.	.CHL	.IA	Clínica Dávila y Servicios Médicos S.A.	Ownership	0.000	UnitedHealth Group Incorporated		
		.00000					Isapre Vida Tres S.A.	.CHL	.IA	Banmedica S.A.	Ownership	100.000	UnitedHealth Group Incorporated		
		.00000	74-2544709				Joliet Surgery Center Limited Partnership	.IL	.NIA	Surgicare of Joliet, Inc.	Ownership	55.031	UnitedHealth Group Incorporated		
		.00000	46-4755857				Joyable, Inc.	.DE	.NIA	AbleTo, Inc.	Ownership	100.000	UnitedHealth Group Incorporated		
		.00000	83-2306992				JPM Healthcare, LLC	.DE	.NIA	SCA-JPM Holdings, LLC	Ownership	51.000	UnitedHealth Group Incorporated		
		.00000	98-1456202				Laboratorio ROE S.A.	.PER	.NIA	Pacífico S.A. Entidad Prestadora de Salud EPS	Ownership	100.000	UnitedHealth Group Incorporated		
		.00000					Laboratorios Médicos Amed Quilpué S.A.	.CHL	.NIA	Servicios Médicos Amed Quilpué S.A.	Ownership	0.100	UnitedHealth Group Incorporated		
		.00000					Laboratorios Médicos Amed Quilpué S.A.	.CHL	.NIA	Centromed Quilpué S.A.	Ownership	99.900	UnitedHealth Group Incorporated		
		.00000	81-3732334				LDI Holding Company, LLC	.DE	.NIA	LDI Nautic VII Blocker, LLC	Ownership	17.600	UnitedHealth Group Incorporated		
		.00000	81-3732334				LDI Holding Company, LLC	.DE	.NIA	LDI Nautic VIII-A Blocker, LLC	Ownership	9.400	UnitedHealth Group Incorporated		
		.00000	81-3732334				LDI Holding Company, LLC	.DE	.NIA	Oak HC/FT LDI Blocker, LLC	Ownership	17.900	UnitedHealth Group Incorporated		

16.10

STATEMENT AS OF SEPTEMBER 30, 2020 OF THE UnitedHealthcare of New England, Inc.

**SCHEDULE Y**  
**PART 1A - DETAIL OF INSURANCE HOLDING COMPANY SYSTEM**

1	2	3	4	5	6	7	8	9	10	11	12	13	14	15	16
Group Code	Group Name	NAIC Company Code	ID Number	Federal RSSD	CIK	Name of Securities Exchange if Publicly Traded (U.S. or International)	Names of Parent, Subsidiaries Or Affiliates	Domiciliary Location	Relationship to Reporting Entity	Directly Controlled by (Name of Entity/Person)	Type of Control (Ownership, Board, Management, Attorney-in-Fact, Influence, Other)	If Control is Ownership Provide Percentage	Ultimate Controlling Entity(ies)/Person(s)	Is an SCA Filing Required? (Y/N)	*
		.00000	81-3732334				LDI Holding Company, LLC	DE	NIA	Diplomat Pharmacy, Inc.	Ownership	55.100	UnitedHealth Group Incorporated		
		.00000	38-4062192				LDI Management Services, LLC	DE	NIA	LDI Holding Company, LLC	Ownership	100.000	UnitedHealth Group Incorporated		
		.00000	81-4123171				LDI Nautic VII Blocker, LLC	DE	NIA	Diplomat Pharmacy, Inc.	Ownership	100.000	UnitedHealth Group Incorporated		
		.00000	81-4246034				LDI Nautic VIII-A Blocker, LLC	DE	NIA	Diplomat Pharmacy, Inc.	Ownership	100.000	UnitedHealth Group Incorporated		
		.00000	81-3741657				Leehar Distributors, LLC	DE	NIA	LDI Holding Company, LLC	Ownership	100.000	UnitedHealth Group Incorporated		
		.00000	84-5003916				Level 2 Medical Services, P.A.	DE	NIA	Physician(s) Owned	Influence		UnitedHealth Group Incorporated		2
		.00000	61-1028180				Lexington Surgery Center, Ltd.	KY	NIA	Surgery Center of Lexington, LLC	Ownership	73.000	UnitedHealth Group Incorporated		3
		.00000	36-3468942				LGH-A/Golf ASTC, L.L.C.	IL	NIA	Advocate-SCA Partners, LLC	Ownership	49.000	UnitedHealth Group Incorporated		3
		.00000	81-4465348				Liberty Anesthesia Services, LLC	IL	NIA	SCA-Winchester, LLC	Ownership	25.000	UnitedHealth Group Incorporated		3
		.00000	32-0409538				Lifeprint Accountable Care Organization, LLC								
		.00000	45-3143218				Lifeprint East, Inc.	DE	NIA	Collaborative Care Holdings, LLC	Ownership	100.000	UnitedHealth Group Incorporated		
		.00000	27-2309024				LifePrint Health, Inc.	DE	NIA	Collaborative Care Holdings, LLC	Ownership	100.000	UnitedHealth Group Incorporated		
		.00000	75-2225187				LifeStyles Marketing Group, Inc.	DE	NIA	USHEALTH Career Agency, Inc.	Ownership	100.000	UnitedHealth Group Incorporated		
		.00000	58-2305878				Lifewell Ltd. Co.	GA	NIA	HealthScope Benefits, Inc.	Ownership	100.000	UnitedHealth Group Incorporated		
		.00000	39-1974851				Logistics Health, Inc.	WI	NIA	OptumHealth Holdings, LLC	Ownership	100.000	UnitedHealth Group Incorporated		
		.00000	98-1337963				Lotten-Eyes Oftalmologia Clinica e Cirurgica Ltda.	BRA	NIA	Hospital Alvorada de Taguatinga Ltda.	Ownership	100.000	UnitedHealth Group Incorporated		
		.00000	98-1337963				Lotten-Eyes Oftalmologia Clinica e Cirurgica Ltda.	BRA	NIA	Esho - Empresa de Serviços Hospitalares S.A.	Ownership	0.000	UnitedHealth Group Incorporated		
		.00000	62-1179566				Louisville S.C., Ltd.	KY	NIA	Surgery Center of Louisville, LLC	Ownership	59.400	UnitedHealth Group Incorporated		
		.00000	62-1179538				Louisville-SC Properties, Inc.	KY	NIA	SC Affiliates, LLC	Ownership	100.000	UnitedHealth Group Incorporated		
		.00000	36-4119519				Loyola Ambulatory Surgery Center at Oakbrook, Inc.	IL	NIA	ASC Network, LLC	Ownership	100.000	UnitedHealth Group Incorporated		
		.00000	36-4119522				Loyola Ambulatory Surgery Center at Oakbrook, L.P.	IL	NIA	Loyola Ambulatory Surgery Center at Oakbrook, Inc.	Ownership	45.000	UnitedHealth Group Incorporated		3
		.00000	98-1137620				Lusiadas - Parcerias Cascais, S.A.	PRT	NIA	Lusiadas, SGPS, S.A.	Ownership	100.000	UnitedHealth Group Incorporated		
		.00000	98-1139095				Lusiadas A.C.E.	PRT	NIA	CLISA - Clínica de Santo António, S.A.	Ownership	10.000	UnitedHealth Group Incorporated		
		.00000	98-1139095				Lusiadas A.C.E.	PRT	NIA	Lusiadas - Parcerias Cascais, S.A.	Ownership	10.000	UnitedHealth Group Incorporated		
		.00000	98-1139095				Lusiadas A.C.E.	PRT	NIA	Lusiadas, S.A.	Ownership	20.000	UnitedHealth Group Incorporated		
		.00000	98-1139095				Lusiadas A.C.E.	PRT	NIA	Lusiadas, SGPS, S.A.	Ownership	55.000	UnitedHealth Group Incorporated		
		.00000	98-1139095				Lusiadas A.C.E.	PRT	NIA	Clínica Médico Cirúrgica de Santa Tecla, S.A.	Ownership	5.000	UnitedHealth Group Incorporated		
		.00000	98-1139089				Lusiadas, S.A.	PRT	NIA	Lusiadas, SGPS, S.A.	Ownership	100.000	UnitedHealth Group Incorporated		
		.00000	98-1138570				Lusiadas, SGPS, S.A.	PRT	NIA	AMIL International S.á.r.l.	Ownership	100.000	UnitedHealth Group Incorporated		
.0707	UnitedHealth Group Incorporated	.60321	52-1803283				MAMSI Life and Health Insurance Company	MD	IA	United HealthCare Services, Inc.	Ownership	100.000	UnitedHealth Group Incorporated		
		.00000	14-1782475				Managed Physical Network, Inc.	NY	NIA	OptumHealth Care Solutions, LLC	Ownership	100.000	UnitedHealth Group Incorporated		
		.00000	95-4874334				March Vision Care Group, Incorporated	CA	NIA	California Spring Holdings, PC	Ownership	100.000	UnitedHealth Group Incorporated		2
		.00000	27-3115058				March Vision Care IPA, Inc.	NY	NIA	March Vision Care Group, Incorporated	Ownership	100.000	UnitedHealth Group Incorporated		2
		.00000	45-4227915				March Vision Care of Texas, Inc.	TX	NIA	March Vision Care Group, Incorporated	Ownership	100.000	UnitedHealth Group Incorporated		2
		.00000	20-3042852				March Vision Care, Inc.	CA	NIA	March Holdings, Inc.	Ownership	100.000	UnitedHealth Group Incorporated		3
		.00000	94-3377073				Marin Health Ventures, LLC	CA	NIA	Marin Specialty Surgery Center, LLC	Ownership	100.000	UnitedHealth Group Incorporated		
		.00000	26-2637247				Marin Specialty Surgery Center, LLC	CA	NIA	MGH/SCA, LLC	Ownership	51.000	UnitedHealth Group Incorporated		
		.00000	26-2601943				Marin Surgery Holdings, Inc.	DE	NIA	SC Affiliates, LLC	Ownership	100.000	UnitedHealth Group Incorporated		
		.00000	52-1456812				Maryland Ambulatory Centers, LLC	MD	NIA	Surgery Center of Ellicott City, Inc.	Ownership	50.000	UnitedHealth Group Incorporated		3
		.00000	52-1456812				Maryland Ambulatory Centers, LLC	MD	NIA	Maryland-SCA Centers, LLC	Ownership	44.118	UnitedHealth Group Incorporated		3
		.00000	52-1401791				Maryland-SCA Centers, LLC	DE	NIA	SC Affiliates, LLC	Ownership	100.000	UnitedHealth Group Incorporated		
		.00000					Massachusetts Assurance Company, Ltd. PIC	CYM	NIA	H&W Indemnity (SPC), Ltd.	Ownership	99.992	UnitedHealth Group Incorporated		
		.00000					Massachusetts Assurance Company, Ltd. PIC	CYM	NIA	Collaborative Care Holdings, LLC	Ownership	0.008	UnitedHealth Group Incorporated		
		.00000	20-0815305				Massachusetts Avenue Surgery Center, LLC	MD	NIA	SCA-Bethesda, LLC	Ownership	50.819	UnitedHealth Group Incorporated		
		.00000	43-1967820				MAT-RX DEVELOPMENT, L.L.C.	TX	NIA	WellMed Networks, Inc.	Ownership	100.000	UnitedHealth Group Incorporated		2
		.00000	35-2262695				Mat-Rx Fort Worth GP, L.L.C.	TX	NIA	MAT-RX DEVELOPMENT, L.L.C.	Ownership	100.000	UnitedHealth Group Incorporated		2
		.00000	62-1600267				McKenzie Surgery Center, L.P.	TN	NIA	SCA-Eugene, Inc.	Ownership	27.000	UnitedHealth Group Incorporated		3

16.11

STATEMENT AS OF SEPTEMBER 30, 2020 OF THE UnitedHealthcare of New England, Inc.

**SCHEDULE Y**  
**PART 1A - DETAIL OF INSURANCE HOLDING COMPANY SYSTEM**

1	2	3	4	5	6	7	8	9	10	11	12	13	14	15	16
Group Code	Group Name	NAIC Company Code	ID Number	Federal RSSD	CIK	Name of Securities Exchange if Publicly Traded (U.S. or International)	Names of Parent, Subsidiaries Or Affiliates	Domi-ciliary Location	Relation-ship to Reporting Entity	Directly Controlled by (Name of Entity/Person)	Type of Control (Ownership, Board, Management, Attorney-in-Fact, Influence, Other)	If Control is Ownership Provide Percentage	Ultimate Controlling Entity(ies)/Person(s)	Is an SCA Filing Re-quired? (Y/N)	*
0707	UnitedHealth Group Incorporated	00000	42-1741594				MD Ops, Inc.	CA	NIA	North American Medical Management California, Inc.	Ownership	100.000	UnitedHealth Group Incorporated		
		96310	52-1169135				MD-Individual Practice Association, Inc.	MD	IA	United HealthCare Services, Inc.	Ownership	100.000	UnitedHealth Group Incorporated		
		00000	83-1183650				ME AHS UC LLC	DE	NIA	Urgent Care MSO, LLC	Ownership	70.000	UnitedHealth Group Incorporated		
		00000	81-0936574				ME Urgent Care Nebraska, Inc.	NE	NIA	Physician(s) Owned	Influence		UnitedHealth Group Incorporated		2
		00000	98-1286220				Medalliance Net Ltda.	BRA	NIA	UHG Brasil Participações S.A.	Ownership	0.000	UnitedHealth Group Incorporated		
		00000	98-1286220				Medalliance Net Ltda.	BRA	NIA	Optum Health & Technology Serviços do Brasil Ltda.	Ownership	100.000	UnitedHealth Group Incorporated		
		00000	52-2178531				MEDEX Insurance Services, Inc.	MD	NIA	FrontierMEDEX, Inc.	Ownership	100.000	UnitedHealth Group Incorporated		
		00000	20-3824377				MedExpress Development, LLC	FL	NIA	Urgent Care MSO, LLC	Ownership	100.000	UnitedHealth Group Incorporated		
		00000	81-1265129				MedExpress Employed Services, Inc.	DE	NIA	Physician(s) Owned	Influence		UnitedHealth Group Incorporated		2
		00000	81-4550969				MedExpress Primary Care Arizona, P.C.	AZ	NIA	Physician(s) Owned	Influence		UnitedHealth Group Incorporated		2
		00000	84-4234388				MedExpress Primary Care Arkansas, P.A.	AR	NIA	Physician(s) Owned	Influence		UnitedHealth Group Incorporated		2
		00000	81-4605885				MedExpress Primary Care Kansas, P.A.	KS	NIA	Physician(s) Owned	Influence		UnitedHealth Group Incorporated		2
		00000	82-3384324				MedExpress Primary Care Maryland, P.C.	MD	NIA	Physician(s) Owned	Influence		UnitedHealth Group Incorporated		2
		00000	82-1096099				MedExpress Primary Care Massachusetts, P.C.	MA	NIA	Physician(s) Owned	Influence		UnitedHealth Group Incorporated		2
		00000	81-4396738				MedExpress Primary Care Minnesota P.C.	MN	NIA	Physician(s) Owned	Influence		UnitedHealth Group Incorporated		2
		00000	83-1077265				MedExpress Primary Care Oklahoma, P.C.	OK	NIA	Physician(s) Owned	Influence		UnitedHealth Group Incorporated		2
		00000	83-0764858				MedExpress Primary Care South Carolina, P.C.	SC	NIA	Physician(s) Owned	Influence		UnitedHealth Group Incorporated		2
		00000	84-2500750				MedExpress Primary Care Texas, P.A.	TX	NIA	Physician(s) Owned	Influence		UnitedHealth Group Incorporated		2
		00000	82-3395792				MedExpress Primary Care Virginia, P.C.	VA	NIA	Physician(s) Owned	Influence		UnitedHealth Group Incorporated		2
		00000	82-4401181				MedExpress Primary Care West Virginia, Inc.	WV	NIA	Physician(s) Owned	Influence		UnitedHealth Group Incorporated		2
		00000	81-4563448				MedExpress Primary Care Wisconsin, S.C.	WI	NIA	Physician(s) Owned	Influence		UnitedHealth Group Incorporated		2
		00000	83-2089623				MedExpress Urgent Care - Northern New Jersey PC	NJ	NIA	Physician(s) Owned	Influence		UnitedHealth Group Incorporated		2
		00000	45-5388778				MedExpress Urgent Care - New Jersey, P.C.	NJ	NIA	Physician(s) Owned	Influence		UnitedHealth Group Incorporated		2
		00000	32-0533926				MedExpress Urgent Care Alabama, LLC	AL	NIA	Urgent Care Holdings, Inc.	Ownership	100.000	UnitedHealth Group Incorporated		
		00000	81-4030280				MedExpress Urgent Care Arizona, P.C.	AZ	NIA	Physician(s) Owned	Influence		UnitedHealth Group Incorporated		2
		00000	46-4348120				MedExpress Urgent Care Arkansas, P.A.	AR	NIA	Physician(s) Owned	Influence		UnitedHealth Group Incorporated		2
		00000	82-0930142				MedExpress Urgent Care California, P.C.	CA	NIA	Physician(s) Owned	Influence		UnitedHealth Group Incorporated		2
		00000	81-1956812				MedExpress Urgent Care Connecticut, P.C.	CT	NIA	Physician(s) Owned	Influence		UnitedHealth Group Incorporated		2
		00000	82-1135336				MedExpress Urgent Care Idaho, P.C.	ID	NIA	Physician(s) Owned	Influence		UnitedHealth Group Incorporated		2
		00000	47-4308614				MedExpress Urgent Care Illinois, P.C.	IL	NIA	Physician(s) Owned	Influence		UnitedHealth Group Incorporated		2
		00000	81-5353472				MedExpress Urgent Care Iowa, P.C.	IA	NIA	Physician(s) Owned	Influence		UnitedHealth Group Incorporated		2
		00000	47-1919283				MedExpress Urgent Care Kansas, P.A.	KS	NIA	Physician(s) Owned	Influence		UnitedHealth Group Incorporated		2
		00000	82-1719888				MedExpress Urgent Care Maine, Inc.	ME	NIA	Urgent Care Holdings, Inc.	Ownership	100.000	UnitedHealth Group Incorporated		
		00000	81-1125396				MedExpress Urgent Care Minnesota P.C.	MN	NIA	Physician(s) Owned	Influence		UnitedHealth Group Incorporated		2
		00000	47-3132625				MedExpress Urgent Care Missouri P.C.	MO	NIA	Physician(s) Owned	Influence		UnitedHealth Group Incorporated		2
		00000	82-0631738				MedExpress Urgent Care New Hampshire, Inc.	NH	NIA	Urgent Care Holdings, Inc.	Ownership	100.000	UnitedHealth Group Incorporated		
		00000	81-5138747				MedExpress Urgent Care North Carolina, P.C.	NC	NIA	Physician(s) Owned	Influence		UnitedHealth Group Incorporated		2
		00000	20-2545363				MedExpress Urgent Care of Boynton Beach, LLC	FL	NIA	MedExpress Development, LLC	Ownership	100.000	UnitedHealth Group Incorporated		
		00000	82-1919436				MedExpress Urgent Care Oregon, P.C.	OR	NIA	Physician(s) Owned	Influence		UnitedHealth Group Incorporated		2
		00000	81-5362765				MedExpress Urgent Care Rhode Island, P.C.	RI	NIA	Physician(s) Owned	Influence		UnitedHealth Group Incorporated		2
		00000	81-5380706				MedExpress Urgent Care South Carolina, P.C.	SC	NIA	Physician(s) Owned	Influence		UnitedHealth Group Incorporated		2
		00000	47-5147441				MedExpress Urgent Care Texas, P.A.	TX	NIA	Physician(s) Owned	Influence		UnitedHealth Group Incorporated		2
		00000	82-2443118				MedExpress Urgent Care Washington, P.C.	WA	NIA	Physician(s) Owned	Influence		UnitedHealth Group Incorporated		2
		00000	81-4281678				MedExpress Urgent Care Wisconsin, S.C.	WI	NIA	Physician(s) Owned	Influence		UnitedHealth Group Incorporated		2
		00000	85-1474287				MedExpress Urgent Care, Inc. - Ohio	OH	NIA	Urgent Care Holdings, Inc.	Ownership	100.000	UnitedHealth Group Incorporated		
		00000	26-4546400				MedExpress Urgent Care, Inc. - West Virginia	WV	NIA	Physician(s) Owned	Influence		UnitedHealth Group Incorporated		2
		00000	47-1804667				MedExpress Urgent Care, P.C. - Georgia	GA	NIA	Physician(s) Owned	Influence		UnitedHealth Group Incorporated		2
		00000	90-0929572				MedExpress Urgent Care, P.C. - Indiana	IN	NIA	Physician(s) Owned	Influence		UnitedHealth Group Incorporated		2

**SCHEDULE Y**  
**PART 1A - DETAIL OF INSURANCE HOLDING COMPANY SYSTEM**

1	2	3	4	5	6	7	8	9	10	11	12	13	14	15	16
Group Code	Group Name	NAIC Company Code	ID Number	Federal RSSD	CIK	Name of Securities Exchange if Publicly Traded (U.S. or International)	Names of Parent, Subsidiaries Or Affiliates	Domi-ciliary Location	Relation-ship to Reporting Entity	Directly Controlled by (Name of Entity/Person)	Type of Control (Ownership, Board, Management, Attorney-in-Fact, Influence, Other)	If Control is Ownership Provide Percentage	Ultimate Controlling Entity(ies)/Person(s)	Is an SCA Filing Re-quired? (Y/N)	*
		.00000	45-3461101				MedExpress Urgent Care, P.C. – Maryland	MD	NIA	Physician(s) Owned	Influence		UnitedHealth Group Incorporated		2
		.00000	47-1857908				MedExpress Urgent Care, P.C. – Massachusetts	MA	NIA	Physician(s) Owned	Influence		UnitedHealth Group Incorporated		2
		.00000	46-4793937				MedExpress Urgent Care, P.C. – Michigan	MI	NIA	Physician(s) Owned	Influence		UnitedHealth Group Incorporated		2
		.00000	47-1824365				MedExpress Urgent Care, P.C. – Oklahoma	OK	NIA	Physician(s) Owned	Influence		UnitedHealth Group Incorporated		2
		.00000	26-3750502				MedExpress Urgent Care, P.C. – Pennsylvania	PA	NIA	Physician(s) Owned	Influence		UnitedHealth Group Incorporated		2
		.00000	45-4973138				MedExpress Urgent Care, P.C. – Tennessee	TN	NIA	Physician(s) Owned	Influence		UnitedHealth Group Incorporated		2
		.00000	45-3123110				MedExpress Urgent Care, P.C. – Virginia	VA	NIA	Physician(s) Owned	Influence		UnitedHealth Group Incorporated		2
		.00000	83-1565124				MedExpress Urgent Care, P.S.C. – Kentucky	KY	NIA	Physician(s) Owned	Influence		UnitedHealth Group Incorporated		2
		.00000	45-5436856				MedExpress, Inc. – Delaware	DE	NIA	Physician(s) Owned	Influence		UnitedHealth Group Incorporated		2
.0707	UnitedHealth Group Incorporated	.12756	20-3391186				Medica Health Plans of Florida, Inc.	FL	IA	United HealthCare Services, Inc.	Ownership	100.000	UnitedHealth Group Incorporated		
.0707	UnitedHealth Group Incorporated	.12155	01-0788576				Medica HealthCare Plans, Inc.	FL	IA	United HealthCare Services, Inc.	Ownership	100.000	UnitedHealth Group Incorporated		
		.00000	75-2566987				Medical Clinic of North Texas PLLC	TX	NIA	USMD Affiliated Services	Ownership	100.000	UnitedHealth Group Incorporated		
		.00000					Medical Hilfe S.A.	CHL	NIA	Saden S.A.	Ownership	0.000	UnitedHealth Group Incorporated		
		.00000					Medical Hilfe S.A.	CHL	NIA	Home Medical S.A.	Ownership	100.000	UnitedHealth Group Incorporated		
		.00000	95-4708497				Medical Support Los Angeles, Inc.	CA	NIA	MSLA Management LLC	Ownership	100.000	UnitedHealth Group Incorporated		
		.00000	26-0636717				Medical Surgical Centers of America, Inc.	DE	NIA	ASC Network, LLC	Ownership	100.000	UnitedHealth Group Incorporated		
		.00000	32-0037402				Medical Transportation Services, LLC	FL	NIA	United HealthCare Services, Inc.	Ownership	100.000	UnitedHealth Group Incorporated		
		.00000	20-4635837				Medication Management Systems, Inc.	MN	NIA	Genoa Healthcare LLC	Ownership	100.000	UnitedHealth Group Incorporated		
		.00000	02-0651651				MedPro Rx, Inc.	NC	NIA	Diplomat Pharmacy, Inc.	Ownership	100.000	UnitedHealth Group Incorporated		
		.00000	75-2515691				MedSynergies, LLC	DE	NIA	Mustang Razorback Holdings, Inc.	Ownership	100.000	UnitedHealth Group Incorporated		
		.00000	58-2101921				Medbourne Surgery Center, LLC	GA	NIA	Surgical Care Partners of Melbourne, LLC	Ownership	100.000	UnitedHealth Group Incorporated		
		.00000	82-4964787				Memorial City Holdings, LLC	DE	NIA	SCA-Memorial City, LLC	Ownership	51.000	UnitedHealth Group Incorporated		
		.00000	82-3689933				Memorial City Partners, LLC	DE	NIA	Memorial City Holdings, LLC	Ownership	51.000	UnitedHealth Group Incorporated		
		.00000	82-3689933				Memorial City Partners, LLC	DE	NIA	SCA-Memorial City, LLC	Ownership	19.000	UnitedHealth Group Incorporated		
		.00000	95-4688463				Memorial Healthcare IPA, GP	CA	NIA	MH Physician Three Holdco, a Medical Corporation	Ownership	99.000	UnitedHealth Group Incorporated		2
		.00000	37-1782795				Memorial Houston Surgery Center, LLC	TX	NIA	SCA-Memorial, LLC	Ownership	51.000	UnitedHealth Group Incorporated		
		.00000	26-1394069				MemorialCare Surgical Center at Orange Coast, LLC	CA	NIA	Beach Surgical Holdings LLC	Ownership	51.267	UnitedHealth Group Incorporated		3
		.00000	20-3678259				MemorialCare Surgical Center at Saddleback, LLC	CA	NIA	Beach Surgical Holdings LLC	Ownership	53.157	UnitedHealth Group Incorporated		3
		.00000	38-3861395				MGH/SCA, LLC	CA	NIA	SC Affiliates, LLC	Ownership	1.000	UnitedHealth Group Incorporated		
		.00000	38-3861395				MGH/SCA, LLC	CA	NIA	Marin Surgery Holdings, Inc.	Ownership	99.000	UnitedHealth Group Incorporated		
		.00000	27-4691544				MH Physician Three Holdco, a Medical Corporation	CA	NIA	Physician(s) Owned	Influence		UnitedHealth Group Incorporated		2
		.00000	27-2252446				MHC Real Estate Holdings, LLC	CA	NIA	Monarch Management Services, Inc.	Ownership	100.000	UnitedHealth Group Incorporated		
		.00000	80-0507474				MHCH, Inc.	CA	NIA	Monarch HealthCare, A Medical Group, Inc.	Ownership	100.000	UnitedHealth Group Incorporated		2
		.00000	27-4691508				MHIPA Physician Two Holdco, a Medical Corporation	CA	NIA	Physician(s) Owned	Influence		UnitedHealth Group Incorporated		2
		.00000	36-4600281				Miami Surgery Center, LLC	DE	NIA	SCA-Doral, LLC	Ownership	50.185	UnitedHealth Group Incorporated		
.0707	UnitedHealth Group Incorporated	.66087	62-0724538				Mid-West National Life Insurance Company of Tennessee	TX	IA	HealthMarkets, LLC	Ownership	100.000	UnitedHealth Group Incorporated		
		.00000	20-3345412				Midlands Orthopaedics Surgery Center, LLC	SC	NIA	SCA-Midlands, LLC	Ownership	49.000	UnitedHealth Group Incorporated		3
		.00000	20-8103522				Midwest Center for Day Surgery, LLC	IL	NIA	Advocate-SCA Partners, LLC	Ownership	53.882	UnitedHealth Group Incorporated		
		.00000	83-0543458				Mile High SurgiCenter, LLC	CO	NIA	SCA-Denver Physicians Holdings, LLC	Ownership	100.000	UnitedHealth Group Incorporated		
		.00000	30-0445773				Mobile Medical Services, P.C.	NY	NIA	Physician(s) Owned	Influence		UnitedHealth Group Incorporated		2
		.00000	63-0883553				Mobile-SC, LTD.	AL	NIA	SCA-Mobile, LLC	Ownership	33.000	UnitedHealth Group Incorporated		3
		.00000					Modality Accountable Care Organisation Limited	GBR	NIA	Optum UK Solutions Group Limited	Ownership	50.000	UnitedHealth Group Incorporated		3
		.00000	31-1191553				Modern Medical, Inc.	OH	NIA	Healthcare Solutions, Inc.	Ownership	100.000	UnitedHealth Group Incorporated		
		.00000	22-3935634				Monarch Health Plan, Inc.	CA	NIA	Monarch HealthCare, A Medical Group, Inc.	Ownership	100.000	UnitedHealth Group Incorporated		2
		.00000	33-0587660				Monarch HealthCare, A Medical Group, Inc.	CA	NIA	MH Physician Three Holdco, a Medical Corporation	Ownership	100.000	UnitedHealth Group Incorporated		2



STATEMENT AS OF SEPTEMBER 30, 2020 OF THE UnitedHealthcare of New England, Inc.

**SCHEDULE Y**  
**PART 1A - DETAIL OF INSURANCE HOLDING COMPANY SYSTEM**

1	2	3	4	5	6	7	8	9	10	11	12	13	14	15	16
Group Code	Group Name	NAIC Company Code	ID Number	Federal RSSD	CIK	Name of Securities Exchange if Publicly Traded (U.S. or International)	Names of Parent, Subsidiaries Or Affiliates	Domi-ciliary Location	Relation-ship to Reporting Entity	Directly Controlled by (Name of Entity/Person)	Type of Control (Ownership, Board, Management, Attorney-in-Fact, Influence, Other)	If Control is Ownership Provide Percentage	Ultimate Controlling Entity(ies)/Person(s)	Is an SCA Filing Re-quired? (Y/N)	*
		.0000	45-3142852				Monarch Management Services, Inc.	DE	NIA	Collaborative Care Holdings, LLC	Ownership	100.000	UnitedHealth Group Incorporated		
		.0000	84-4887072				Monika Roots, M.D., P.C.	CA	NIA	Physician(s) Owned	Influence		UnitedHealth Group Incorporated		2
		.0000	52-1401868				Montgomery Surgery Center Limited Partnership	MD	NIA	Maryland Ambulatory Centers, LLC	Ownership	51.000	UnitedHealth Group Incorporated		3
		.0000	26-3513595				Morris County Surgical Center, LLC	NJ	NIA	SCA-Morris County, LLC	Ownership	55.000	UnitedHealth Group Incorporated		
		.0000	20-5892451				Mosaic Management Services, Inc.	CA	NIA	Talbert Medical Group, P.C.	Ownership	100.000	UnitedHealth Group Incorporated		2
		.0000	35-2566612				Mountain View Medical Group, LLC	CO	NIA	OptumCare Holdings Colorado, LLC	Ownership	100.000	UnitedHealth Group Incorporated		
		.0000	81-1633765				MSLA Management LLC	DE	NIA	Logistics Health, Inc.	Ownership	100.000	UnitedHealth Group Incorporated		
		.0000	62-1506649				Mt. Pleasant Surgery Center, L.P.	TN	NIA	SCA-Mt. Pleasant, LLC	Ownership	99.000	UnitedHealth Group Incorporated		
		.0000	98-1285432				Multiangio Ltda.	BRA	NIA	Esho - Empresa de Serviços Hospitalares S.A.	Ownership	93.000	UnitedHealth Group Incorporated		1
		.0000	20-4209261				Muskogee Surgical Investors, LLC	OK	NIA	Surgery Center of Muskogee, LLC	Ownership	100.000	UnitedHealth Group Incorporated		
		.0000	47-1935798				Mustang Razorback Holdings, Inc.	DE	NIA	Optum360 Solutions, LLC	Ownership	100.000	UnitedHealth Group Incorporated		
		.0000	26-2564744				My Wellness Solutions, LLC	DE	NIA	OptumHealth Care Solutions, LLC	Ownership	100.000	UnitedHealth Group Incorporated		
		.0000	20-3236839				NAMM Holdings, Inc.	DE	NIA	Aveta Inc.	Ownership	100.000	UnitedHealth Group Incorporated		
		.0000	56-2627070				NAMM Medical Group Holdings, Inc.	CA	NIA	Physician(s) Owned	Influence		UnitedHealth Group Incorporated		2
		.0000	61-1627269				NAMM MGH, Inc.	CA	NIA	Physician(s) Owned	Influence		UnitedHealth Group Incorporated		2
.0707	UnitedHealth Group Incorporated	.98205	73-1187572				National Foundation Life Insurance Company	TX	IA	Enterprise Life Insurance Company	Ownership	100.000	UnitedHealth Group Incorporated		
.0707	UnitedHealth Group Incorporated	.95251	76-0196559				National Pacific Dental, Inc.	TX	IA	Dental Benefit Providers, Inc.	Ownership	100.000	UnitedHealth Group Incorporated		
		.0000	36-3549627				National Surgery Centers, LLC	DE	NIA	Surgical Care Affiliates, LLC	Ownership	100.000	UnitedHealth Group Incorporated		
		.0000	45-5542014				Navigator Health Services, LLC	MI	NIA	Diplomat Pharmacy, Inc.	Ownership	100.000	UnitedHealth Group Incorporated		
		.0000	45-3735192				Navigator Health, Inc.	DE	NIA	naviHealth Holdings, LLC	Ownership	100.000	UnitedHealth Group Incorporated		
		.0000	84-2283691				Naviguard, Inc.	DE	NIA	UnitedHealth Group Ventures, LLC	Ownership	100.000	UnitedHealth Group Incorporated		
		.0000	84-3482655				naviHealth Care at Home, LLC	DE	NIA	naviHealth, Inc.	Ownership	100.000	UnitedHealth Group Incorporated		
		.0000	85-0975337				naviHealth Coordinated Care SC, P.C.	MI	NIA	Physician(s) Owned	Influence		UnitedHealth Group Incorporated		2
		.0000	84-5020906				naviHealth Coordinated Care, LLC	DE	NIA	naviHealth, Inc.	Ownership	100.000	UnitedHealth Group Incorporated		
		.0000	35-2431677				naviHealth Holdings, LLC	DE	NIA	Nomad Buyer, Inc.	Ownership	100.000	UnitedHealth Group Incorporated		
		.0000	84-3469040				naviHealth Michigan HPC, P.C.	MI	NIA	Physician(s) Owned	Influence		UnitedHealth Group Incorporated		2
		.0000	61-1669841				naviHealth SM Holdings, Inc.	DE	NIA	naviHealth Holdings, LLC	Ownership	100.000	UnitedHealth Group Incorporated		
		.0000	34-4719151				naviHealth, Inc.	DE	NIA	naviHealth Holdings, LLC	Ownership	100.000	UnitedHealth Group Incorporated		
.0707	UnitedHealth Group Incorporated	.95123	65-0996107				Neighborhood Health Partnership, Inc.	FL	IA	UnitedHealthcare, Inc.	Ownership	100.000	UnitedHealth Group Incorporated		
		.0000	20-4755277				Netwerkes, LLC	TN	NIA	Optum360 Solutions, LLC	Ownership	100.000	UnitedHealth Group Incorporated		
.0707	UnitedHealth Group Incorporated	.95758	88-0228572				Nevada Pacific Dental	NV	IA	Dental Benefit Providers, Inc.	Ownership	100.000	UnitedHealth Group Incorporated		
		.0000	72-1267232				New Orleans Regional Physician Hospital Organization, L.L.C.	LA	NIA	UnitedHealthcare, Inc.	Ownership	100.000	UnitedHealth Group Incorporated		
		.0000	84-1250135				New West Physicians, Inc.	CO	NIA	Newton Holdings, LLC	Ownership	100.000	UnitedHealth Group Incorporated		
		.0000	30-1080342				Newton Holdings, LLC	DE	NIA	Collaborative Care Holdings, LLC	Ownership	80.100	UnitedHealth Group Incorporated		
		.0000	26-2995765				Nifty After Fifty/Monarch, LLC	CA	NIA	Monarch HealthCare, A Medical Group, Inc.	Ownership	49.000	UnitedHealth Group Incorporated		2
		.0000	88-1111251				Nomad Buyer, Inc.	DE	NIA	UnitedHealth Group Incorporated	Ownership	100.000	UnitedHealth Group Incorporated		
		.0000	33-0673955				North American Medical Management California, Inc.	TN	NIA	NAMM Holdings, Inc.	Ownership	100.000	UnitedHealth Group Incorporated		
		.0000	27-2248103				North Dallas Surgical Center, LLC	DE	NIA	Surgical Care Affiliates, LLC	Influence		UnitedHealth Group Incorporated		
		.0000	20-2564137				North Puget Sound Oncology Equipment Leasing Company, LLC	WA	NIA	Everett MSO, Inc.	Ownership	71.250	UnitedHealth Group Incorporated		
		.0000	88-0245121				Northern Nevada Health Network, Inc.	NV	NIA	Sierra Health Services, Inc.	Ownership	100.000	UnitedHealth Group Incorporated		
		.0000	63-1240726				Northern Rockies Surgery Center, L.P.	TN	NIA	Northern Rockies Surgicenter, Inc.	Ownership	40.000	UnitedHealth Group Incorporated		3
		.0000	81-0399251				Northern Rockies Surgicenter, Inc.	MT	NIA	National Surgery Centers, LLC	Ownership	100.000	UnitedHealth Group Incorporated		
		.0000	95-4748023				Northridge Medical Group, Inc.	CA	NIA	HealthCare Partners Affiliates Medical Group	Ownership	100.000	UnitedHealth Group Incorporated		2
		.0000	91-1699944				Northwest Medical Group Alliance, LLC	WA	NIA	The Polyclinic, PLLC	Ownership	21.480	UnitedHealth Group Incorporated		2
		.0000	37-1007387				Northwest Surgicare, LLC	DE	NIA	Surgery Center Holding, LLC	Ownership	100.000	UnitedHealth Group Incorporated		
		.0000	75-2494046				Northwest Surgicare, Ltd., an Illinois Limited Partnership	IL	NIA	Endoscopy Center Affiliates, Inc.	Ownership	1.000	UnitedHealth Group Incorporated		

STATEMENT AS OF SEPTEMBER 30, 2020 OF THE UnitedHealthcare of New England, Inc.

**SCHEDULE Y**  
**PART 1A - DETAIL OF INSURANCE HOLDING COMPANY SYSTEM**

1	2	3	4	5	6	7	8	9	10	11	12	13	14	15	16
Group Code	Group Name	NAIC Company Code	ID Number	Federal RSSD	CIK	Name of Securities Exchange if Publicly Traded (U.S. or International)	Names of Parent, Subsidiaries Or Affiliates	Domi-ciliary Location	Relation-ship to Reporting Entity	Directly Controlled by (Name of Entity/Person)	Type of Control (Ownership, Board, Management, Attorney-in-Fact, Influence, Other)	If Control is Ownership Provide Percentage	Ultimate Controlling Entity(ies)/Person(s)	Is an SCA Filing Re-quired? (Y/N)	*
		.00000	75-2494046				Northwest Surgicare, Ltd., an Illinois Limited Partnership	IL	NIA	Northwest Surgicare, LLC	Ownership	62.000	UnitedHealth Group Incorporated		
		.00000	61-1855159				NPN IPA Washington, PLLC	WA	NIA	Everett Physicians, Inc. P.S.	Ownership	100.000	UnitedHealth Group Incorporated		2
		.00000	56-1963226				NSC Greensboro West, LLC	DE	NIA	National Surgery Centers, LLC	Ownership	49.000	UnitedHealth Group Incorporated		3
		.00000	56-1775016				NSC Greensboro, LLC	DE	NIA	National Surgery Centers, LLC	Ownership	100.000	UnitedHealth Group Incorporated		
		.00000	36-4210296				NSC Lancaster, LLC	DE	NIA	National Surgery Centers, LLC	Ownership	100.000	UnitedHealth Group Incorporated		
		.00000	91-1553479				NSC Seattle, Inc.	WA	NIA	National Surgery Centers, LLC	Ownership	100.000	UnitedHealth Group Incorporated		
		.00000	33-0812824				NSC Upland, LLC	DE	NIA	National Surgery Centers, LLC	Ownership	100.000	UnitedHealth Group Incorporated		
		.00000	81-3764590				Oak HC/FT LDI Blocker, LLC	DE	NIA	Diplomat Pharmacy, Inc.	Ownership	100.000	UnitedHealth Group Incorporated		
		.00000	83-4364718				OC Cardiology Practice Partners, LLC	DE	NIA	SC Affiliates, LLC	Ownership	100.000	UnitedHealth Group Incorporated		
		.00000	84-3189778				OCC MSO, LLC	DE	NIA	OptumCare Specialty Practices, LLC	Ownership	50.000	UnitedHealth Group Incorporated		
		.00000	98-1454609				Omesa SpA	CHL	NIA	Vida Integra S.A.	Ownership	99.996	UnitedHealth Group Incorporated		
		.00000	98-1454609				Omesa SpA	CHL	NIA	Saden S.A.	Ownership	0.004	UnitedHealth Group Incorporated		
		.00000	27-0062838				OmniClaim, LLC	DE	NIA	Equian, LLC	Ownership	100.000	UnitedHealth Group Incorporated		
		.00000	98-1456252				Oncocare S.A.C.	PER	NIA	Pacifico S.A. Entidad Prestadora de Salud EPS	Ownership	80.000	UnitedHealth Group Incorporated		1
		.00000	26-1914835				Ophthalmology Surgery Center of Dallas, LLC	TX	NIA	Surgical Care Affiliates, LLC	Influence		UnitedHealth Group Incorporated		
.0707	UnitedHealth Group Incorporated	.96940	52-1518174				Optimum Choice, Inc.	MD	IA	United HealthCare Services, Inc.	Ownership	100.000	UnitedHealth Group Incorporated		
		.00000	47-0858534	3202702			Optum Bank, Inc.	UT	NIA	OptumHealth Financial Services, Inc.	Ownership	100.000	UnitedHealth Group Incorporated		
		.00000	36-3437660				Optum Biometrics, Inc.	IL	NIA	OptumHealth Care Solutions, LLC	Ownership	100.000	UnitedHealth Group Incorporated		
		.00000	26-0683057				Optum Care Services Company	TN	NIA	Inspiris, Inc.	Ownership	100.000	UnitedHealth Group Incorporated		
		.00000	83-1959511				Optum Care, Inc.	DE	NIA	Collaborative Care Services, Inc.	Ownership	100.000	UnitedHealth Group Incorporated		
		.00000	75-2778455				Optum Clinic, P.A.	TX	NIA	Physician(s) Owned	Influence		UnitedHealth Group Incorporated		2
		.00000	37-1782217				Optum Clinics Holdings, Inc.	DE	NIA	Collaborative Care Holdings, LLC	Ownership	100.000	UnitedHealth Group Incorporated		
		.00000	38-3969193				Optum Clinics Intermediate Holdings, Inc.	DE	NIA	Optum Clinics Holdings, Inc.	Ownership	100.000	UnitedHealth Group Incorporated		
		.00000					Optum Compounding Services, LLC	AZ	NIA	Optum Pharmacy 801, Inc.	Ownership	100.000	UnitedHealth Group Incorporated		
		.00000					Optum Digital Health Holdings, LLC	DE	NIA	Consumer Wellness Solutions, Inc.	Ownership	100.000	UnitedHealth Group Incorporated		
		.00000	98-1325466				Optum Finance (Ireland) Unlimited Company	IRL	NIA	UnitedHealthcare International VIII S.a r.l.	Ownership	100.000	UnitedHealth Group Incorporated		
		.00000	98-1103015				Optum Global Solutions (India) Private Limited	IND	NIA	UnitedHealth International, Inc.	Ownership	0.001	UnitedHealth Group Incorporated		
		.00000	98-1103015				Optum Global Solutions (India) Private Limited	IND	NIA	Optum Global Solutions International B.V.	Ownership	99.999	UnitedHealth Group Incorporated		
		.00000	98-1097776				Optum Global Solutions (Philippines), Inc.	PHL	NIA	Optum Global Solutions International B.V.	Ownership	99.991	UnitedHealth Group Incorporated		
		.00000					Optum Global Solutions Colombia S.A.S.	COL	NIA	Bordeaux UK Holdings II Limited	Ownership	100.000	UnitedHealth Group Incorporated		
		.00000	98-1201187				Optum Global Solutions International B.V.	NLD	NIA	OptumHealth International B.V.	Ownership	2.520	UnitedHealth Group Incorporated		
		.00000	98-1201187				Optum Global Solutions International B.V.	NLD	NIA	Optum Technology, LLC	Ownership	97.480	UnitedHealth Group Incorporated		
		.00000	04-3574101				Optum Government Solutions, Inc.	DE	NIA	OptumInsight, Inc.	Ownership	100.000	UnitedHealth Group Incorporated		
		.00000					Optum Health & Technology (Hong Kong) Limited	HKG	NIA	OptumHealth International B.V.	Ownership	100.000	UnitedHealth Group Incorporated		
		.00000	98-1095799				Optum Health & Technology (India) Private Limited	IND	NIA	United Behavioral Health	Ownership	0.001	UnitedHealth Group Incorporated		
		.00000	98-1095799				Optum Health & Technology (India) Private Limited	IND	NIA	OptumHealth International B.V.	Ownership	99.999	UnitedHealth Group Incorporated		
		.00000	98-1097886				Optum Health & Technology (Singapore) Pte. Ltd.	SGP	NIA	OptumHealth International B.V.	Ownership	100.000	UnitedHealth Group Incorporated		
		.00000	20-2149493				Optum Health & Technology (US), LLC	MO	NIA	OptumHealth Holdings, LLC	Ownership	100.000	UnitedHealth Group Incorporated		
		.00000	43-1747235				Optum Health & Technology Holdings (US), Inc.	MO	NIA	Optum, Inc.	Ownership	100.000	UnitedHealth Group Incorporated		
		.00000	98-1184561				Optum Health & Technology Serviços do Brasil Ltda.	BRA	NIA	OptumInsight, Inc.	Ownership	0.002	UnitedHealth Group Incorporated		
		.00000	98-1184561				Optum Health & Technology Serviços do Brasil Ltda.	BRA	NIA	Optum Global Solutions International B.V.	Ownership	99.998	UnitedHealth Group Incorporated		
		.00000	98-1276517				Optum Health and Technology FZ-LLC	ARE	NIA	Optum Global Solutions International B.V.	Ownership	100.000	UnitedHealth Group Incorporated		

16.15

STATEMENT AS OF SEPTEMBER 30, 2020 OF THE UnitedHealthcare of New England, Inc.

**SCHEDULE Y**  
**PART 1A - DETAIL OF INSURANCE HOLDING COMPANY SYSTEM**

1	2	3	4	5	6	7	8	9	10	11	12	13	14	15	16
Group Code	Group Name	NAIC Company Code	ID Number	Federal RSSD	CIK	Name of Securities Exchange if Publicly Traded (U.S. or International)	Names of Parent, Subsidiaries Or Affiliates	Domi-ciliary Location	Relation-ship to Reporting Entity	Directly Controlled by (Name of Entity/Person)	Type of Control (Ownership, Board, Management, Attorney-in-Fact, Influence, Other)	If Control is Ownership Provide Percentage	Ultimate Controlling Entity(ies)/Person(s)	Is an SCA Filing Re-quired? (Y/N)	*
		.00000	46-2385459				Optum Health Plan of California	DE	NIA	OptumCare Holdings, LLC	Ownership	100.000	UnitedHealth Group Incorporated		
		.00000	98-1097921				Optum Health Services (Canada) Ltd.	CAN	NIA	Optum Health & Technology Holdings (US), Inc.	Ownership	100.000	UnitedHealth Group Incorporated		
		.00000	98-1406274				Optum Health Solutions (Australia) Pty Ltd	AUS	NIA	Optum UK Solutions Group Limited	Ownership	100.000	UnitedHealth Group Incorporated		
		.00000	98-1147355				Optum Health Solutions (UK) Limited	GBR	NIA	Optum UK Solutions Group Limited	Ownership	100.000	UnitedHealth Group Incorporated		
		.00000	58-2068880				Optum Healthcare of Illinois, Inc.	GA	NIA	Optum Women's and Children's Health, LLC	Ownership	100.000	UnitedHealth Group Incorporated		
		.00000	20-0212381				Optum Hospice Pharmacy Services, LLC	DE	NIA	OptumRx Health Solutions, LLC	Ownership	100.000	UnitedHealth Group Incorporated		
		.00000	11-2997132				Optum Infusion Services 100, Inc.	NY	NIA	Optum Infusion Services 500, Inc.	Ownership	100.000	UnitedHealth Group Incorporated		
		.00000	11-3485985				Optum Infusion Services 101, Inc.	NY	NIA	Optum Infusion Services 100, Inc.	Ownership	100.000	UnitedHealth Group Incorporated		
		.00000	27-1533840				Optum Infusion Services 103, LLC	DE	NIA	Serquinox Holdings LLC	Ownership	100.000	UnitedHealth Group Incorporated		
		.00000	57-0861358				Optum Infusion Services 200, Inc.	SC	NIA	Ambient Healthcare, Inc.	Ownership	100.000	UnitedHealth Group Incorporated		
		.00000	55-0802777				Optum Infusion Services 201, Inc.	FL	NIA	Ambient Healthcare, Inc.	Ownership	100.000	UnitedHealth Group Incorporated		
		.00000	20-4881413				Optum Infusion Services 202, Inc.	FL	NIA	Ambient Healthcare, Inc.	Ownership	100.000	UnitedHealth Group Incorporated		
		.00000	33-1012700				Optum Infusion Services 203, Inc.	FL	NIA	Ambient Healthcare, Inc.	Ownership	100.000	UnitedHealth Group Incorporated		
		.00000	55-0802774				Optum Infusion Services 204, Inc.	FL	NIA	Ambient Healthcare, Inc.	Ownership	100.000	UnitedHealth Group Incorporated		
		.00000	26-3738273				Optum Infusion Services 205, Inc.	FL	NIA	Ambient Healthcare, Inc.	Ownership	100.000	UnitedHealth Group Incorporated		
		.00000	63-1284325				Optum Infusion Services 206, Inc.	AL	NIA	Ambient Healthcare, Inc.	Ownership	100.000	UnitedHealth Group Incorporated		
		.00000	63-0964525				Optum Infusion Services 207, Inc.	AL	NIA	Optum Infusion Services 206, Inc.	Ownership	100.000	UnitedHealth Group Incorporated		
		.00000	20-4963945				Optum Infusion Services 208, Inc.	NC	NIA	Ambient Healthcare, Inc.	Ownership	100.000	UnitedHealth Group Incorporated		
		.00000	55-0802779				Optum Infusion Services 209, Inc.	GA	NIA	Ambient Healthcare, Inc.	Ownership	100.000	UnitedHealth Group Incorporated		
		.00000	75-2196224				Optum Infusion Services 301, LP	OK	NIA	Optum Infusion Services 500, Inc.	Ownership	99.950	UnitedHealth Group Incorporated		
		.00000	75-2196224				Optum Infusion Services 301, LP	OK	NIA	Optum Infusion Services 305, LLC	Ownership	0.050	UnitedHealth Group Incorporated		
		.00000	27-0668812				Optum Infusion Services 302, LLC	NE	NIA	Optum Infusion Services 500, Inc.	Ownership	100.000	UnitedHealth Group Incorporated		
		.00000	26-2565032				Optum Infusion Services 305, LLC	DE	NIA	Optum Infusion Services 500, Inc.	Ownership	100.000	UnitedHealth Group Incorporated		
		.00000	20-3741084				Optum Infusion Services 308, LLC	AZ	NIA	SCP Specialty Infusion, LLC	Ownership	100.000	UnitedHealth Group Incorporated		
		.00000	02-0653265				Optum Infusion Services 401, LLC	CA	NIA	SCP Specialty Infusion, LLC	Ownership	100.000	UnitedHealth Group Incorporated		
		.00000	26-4312858				Optum Infusion Services 402, LLC	CA	NIA	SCP Specialty Infusion, LLC	Ownership	100.000	UnitedHealth Group Incorporated		
		.00000	47-0941801				Optum Infusion Services 403, LLC	CA	NIA	SCP Specialty Infusion, LLC	Ownership	100.000	UnitedHealth Group Incorporated		
		.00000	93-1103256				Optum Infusion Services 404, LLC	OR	NIA	SCP Specialty Infusion, LLC	Ownership	100.000	UnitedHealth Group Incorporated		
		.00000	27-3918706				Optum Infusion Services 500, Inc.	DE	NIA	AxelaCare, LLC	Ownership	100.000	UnitedHealth Group Incorporated		
		.00000	84-2822134				Optum Infusion Services 501, Inc.	DE	NIA	Optum Infusion Services 500, Inc.	Ownership	100.000	UnitedHealth Group Incorporated		
.0707	UnitedHealth Group Incorporated	.69647	31-0628424				Optum Insurance of Ohio, Inc.	OH	IA	OptumRx PBM of Maryland, LLC	Ownership	100.000	UnitedHealth Group Incorporated		
		.00000	46-4734521				Optum Labs Dimensions, Inc.	DE	NIA	Optum Labs, Inc.	Ownership	100.000	UnitedHealth Group Incorporated		
		.00000	98-1249178				Optum Labs International (UK) Ltd.	GBR	NIA	Optum, Inc.	Ownership	100.000	UnitedHealth Group Incorporated		
		.00000	46-1615964				Optum Labs, Inc.	DE	NIA	Optum, Inc.	Ownership	100.000	UnitedHealth Group Incorporated		
		.00000	98-1209730				Optum Life Sciences (Canada) Inc.	CAN	NIA	OptumInsight Life Sciences, Inc.	Ownership	100.000	UnitedHealth Group Incorporated		
		.00000	95-2974864				Optum Magan Management, Inc.	CA	NIA	OptumCare Management, LLC	Ownership	100.000	UnitedHealth Group Incorporated		
		.00000	98-1098190				Optum Management Consulting (Shanghai) Co., Ltd.	CHN	NIA	Optum Health & Technology Holdings (US), Inc.	Ownership	100.000	UnitedHealth Group Incorporated		
		.00000	30-0826311				Optum Medical Services of California, P.C.	CA	NIA	Physician(s) Owned	Influence		UnitedHealth Group Incorporated		2
		.00000	45-5424191				Optum Medical Services of Colorado, P.C.	CO	NIA	Physician(s) Owned	Influence		UnitedHealth Group Incorporated		2
		.00000	45-3866363				Optum Medical Services, P.C.	NC	NIA	Physician(s) Owned	Influence		UnitedHealth Group Incorporated		2
.0707	UnitedHealth Group Incorporated	.11068	30-0029448				Optum Networks of New Jersey, Inc.	DE	IA	OrthoNet Holdings, Inc.	Ownership	100.000	UnitedHealth Group Incorporated		
		.00000	58-1873062				Optum of New York, Inc.	NY	NIA	Optum Women's and Children's Health, LLC	Ownership	100.000	UnitedHealth Group Incorporated		
		.00000	98-1097761				Optum Operations (Ireland) Unlimited Company	IRL	NIA	UnitedHealthcare International VII S.à r.l.	Ownership	100.000	UnitedHealth Group Incorporated		
		.00000	20-8911466				Optum Palliative and Hospice Care of Pennsylvania, Inc.	TN	NIA	Hospice Inspiris Holdings, Inc.	Ownership	100.000	UnitedHealth Group Incorporated		
		.00000	20-8911303				Optum Palliative and Hospice Care of Texas, Inc.	TN	NIA	Hospice Inspiris Holdings, Inc.	Ownership	100.000	UnitedHealth Group Incorporated		
		.00000	30-0226127				Optum Palliative and Hospice Care, Inc.	DE	NIA	Collaborative Care Holdings, LLC	Ownership	100.000	UnitedHealth Group Incorporated		
		.00000	45-3629080				Optum Perks LLC	DE	NIA	OptumRx PBM of Illinois, Inc.	Ownership	58.000	UnitedHealth Group Incorporated		
		.00000	45-3629080				Optum Perks LLC	DE	NIA	OptumRx Health Solutions, LLC	Ownership	42.000	UnitedHealth Group Incorporated		
		.00000	36-4435924				Optum Pharmacy 601, LLC	FL	NIA	Apothecary Holdings, Inc.	Ownership	100.000	UnitedHealth Group Incorporated		

STATEMENT AS OF SEPTEMBER 30, 2020 OF THE UnitedHealthcare of New England, Inc.

**SCHEDULE Y**  
**PART 1A - DETAIL OF INSURANCE HOLDING COMPANY SYSTEM**

1	2	3	4	5	6	7	8	9	10	11	12	13	14	15	16
Group Code	Group Name	NAIC Company Code	ID Number	Federal RSSD	CIK	Name of Securities Exchange if Publicly Traded (U.S. or International)	Names of Parent, Subsidiaries Or Affiliates	Domi-ciliary Location	Relation-ship to Reporting Entity	Directly Controlled by (Name of Entity/Person)	Type of Control (Ownership, Board, Management, Attorney-in-Fact, Influence, Other)	If Control is Ownership Provide Percentage	Ultimate Controlling Entity(ies)/Person(s)	Is an SCA Filing Re-quired? (Y/N)	*
		.00000	82-4030553				Optum Pharmacy 700, LLC	DE	NIA	OptumRx Administrative Services, LLC	Ownership	100.000	UnitedHealth Group Incorporated		
		.00000	84-2827343				Optum Pharmacy 701, LLC	DE	NIA	OptumRx Administrative Services, LLC	Ownership	100.000	UnitedHealth Group Incorporated		
		.00000	46-2731176				Optum Pharmacy 702, LLC	IN	NIA	OptumRx PBM of Illinois, Inc.	Ownership	100.000	UnitedHealth Group Incorporated		
		.00000	45-2532834				Optum Pharmacy 703, LLC	NV	NIA	OptumRx PBM of Illinois, Inc.	Ownership	100.000	UnitedHealth Group Incorporated		
		.00000	20-2719823				Optum Pharmacy 704, Inc.	TX	NIA	BriovaRx of Florida, Inc.	Ownership	100.000	UnitedHealth Group Incorporated		
		.00000	55-0824381				Optum Pharmacy 705, LLC	AL	NIA	BriovaRx of Maine, Inc.	Ownership	100.000	UnitedHealth Group Incorporated		
		.00000	74-3103518				Optum Pharmacy 706, Inc.	NY	NIA	Salveo Specialty Pharmacy, Inc.	Ownership	100.000	UnitedHealth Group Incorporated		
		.00000	20-4515146				Optum Pharmacy 707, Inc.	CA	NIA	Salveo Specialty Pharmacy, Inc.	Ownership	100.000	UnitedHealth Group Incorporated		
		.00000	27-2869469				Optum Pharmacy 800, Inc.	AZ	NIA	Apothecary Holdings, Inc.	Ownership	100.000	UnitedHealth Group Incorporated		
		.00000	13-4318552				Optum Pharmacy 801, Inc.	AZ	NIA	Apothecary Holdings, Inc.	Ownership	100.000	UnitedHealth Group Incorporated		
		.00000	26-4241458				Optum Pharmacy 803, Inc.	AZ	NIA	Apothecary Holdings, Inc.	Ownership	100.000	UnitedHealth Group Incorporated		
		.00000	26-0583808				Optum Pharmacy 805, Inc.	AZ	NIA	Apothecary Holdings, Inc.	Ownership	100.000	UnitedHealth Group Incorporated		
		.00000	27-0121303				Optum Pharmacy 806, Inc.	CA	NIA	Apothecary Holdings, Inc.	Ownership	100.000	UnitedHealth Group Incorporated		
		.00000	20-4581265				Optum Public Sector Solutions, Inc.	DE	NIA	OptumInsight, Inc.	Ownership	100.000	UnitedHealth Group Incorporated		
		.00000	46-3328009				Optum Rocket, Inc.	DE	NIA	OptumInsight, Inc.	Ownership	100.000	UnitedHealth Group Incorporated		
		.00000	26-0543382				Optum Senior Services, LLC	AL	NIA	Optum Hospice Pharmacy Services, LLC	Ownership	100.000	UnitedHealth Group Incorporated		
		.00000	98-1307821				Optum Services (Ireland) Limited	IRL	NIA	Optum Operations (Ireland) Unlimited Company	Ownership	100.000	UnitedHealth Group Incorporated		
		.00000	66-0870003				Optum Services (Puerto Rico) LLC	PRI	NIA	UnitedHealthcare International III B.V.	Ownership	100.000	UnitedHealth Group Incorporated		
		.00000	45-4683454				Optum Services, Inc.	DE	NIA	Optum, Inc.	Ownership	100.000	UnitedHealth Group Incorporated		
		.00000	98-1284698				Optum Solutions do Brasil – Tecnologia e Serviços de Suporte Ltda.	BRA	NIA	Anil Assistência Médica Internacional S.A.	Ownership	100.000	UnitedHealth Group Incorporated		
		.00000	98-1284698				Optum Solutions do Brasil – Tecnologia e Serviços de Suporte Ltda.	BRA	NIA	Cemed Care – Empresa de Atendimento Clínico Geral Ltda.	Ownership	0.000	UnitedHealth Group Incorporated		
		.00000	98-0644599				Optum Solutions UK Holdings Limited	GBR	NIA	Optum Health & Technology Holdings (US), Inc.	Ownership	100.000	UnitedHealth Group Incorporated		
		.00000	46-5713629				Optum Technology, LLC	DE	NIA	OptumInsight, Inc.	Ownership	100.000	UnitedHealth Group Incorporated		
		.00000	98-1097769				Optum UK Solutions Group Limited	GBR	NIA	Optum Solutions UK Holdings Limited	Ownership	100.000	UnitedHealth Group Incorporated		
		.00000	85-0735012				Optum Washington Network, LLC	WA	NIA	Collaborative Care Holdings, LLC	Ownership	93.000	UnitedHealth Group Incorporated		
		.00000	58-2205984				Optum Women's and Children's Health, LLC	DE	NIA	My Wellness Solutions, LLC	Ownership	100.000	UnitedHealth Group Incorporated		
		.00000	30-0580620	3119994			Optum, Inc.	DE	NIA	United HealthCare Services, Inc.	Ownership	100.000	UnitedHealth Group Incorporated		
		.00000	46-3983926				Optum360 Services, Inc.	DE	NIA	Optum Rocket, Inc.	Ownership	69.000	UnitedHealth Group Incorporated		
		.00000	82-3446942				Optum360 Solutions, LLC	DE	NIA	OptumInsight, Inc.	Ownership	100.000	UnitedHealth Group Incorporated		
		.00000	46-3328307				Optum360, LLC	DE	NIA	Optum Rocket, Inc.	Ownership	69.000	UnitedHealth Group Incorporated		
		.00000	45-3007684				OptumCare ACO Florida, LLC	FL	NIA	OptumCare ACO Holdings, LLC	Ownership	100.000	UnitedHealth Group Incorporated		
		.00000	45-3006976				OptumCare ACO Holdings, LLC	CA	NIA	OptumCare Management, LLC	Ownership	100.000	UnitedHealth Group Incorporated		
		.00000	30-0940296				OptumCare ACO New Mexico, LLC	DE	NIA	OptumCare New Mexico, LLC	Ownership	100.000	UnitedHealth Group Incorporated		
		.00000	47-1422097				OptumCare Clinical Trials, LLC	DE	NIA	OptumCare Holdings, LLC	Ownership	100.000	UnitedHealth Group Incorporated		
		.00000	35-2597463				OptumCare Colorado ASC, LLC	CO	NIA	OptumCare Colorado, LLC	Ownership	100.000	UnitedHealth Group Incorporated		
		.00000	47-2218380				OptumCare Colorado Springs, LLC	CO	NIA	OptumCare Holdings Colorado, LLC	Ownership	100.000	UnitedHealth Group Incorporated		
		.00000	47-2196783				OptumCare Colorado, LLC	CO	NIA	OptumCare Management, LLC	Ownership	100.000	UnitedHealth Group Incorporated		
		.00000	26-1508741				OptumCare Endoscopy Center New Mexico, LLC	NM	NIA	OptumCare New Mexico, LLC	Ownership	100.000	UnitedHealth Group Incorporated		
		.00000	82-2227280				OptumCare Florida CI, LLC	DE	NIA	OptumCare Florida, LLC	Ownership	100.000	UnitedHealth Group Incorporated		
		.00000	87-0408859				OptumCare Florida, LLC	DE	NIA	OptumCare Management, LLC	Ownership	100.000	UnitedHealth Group Incorporated		
		.00000	30-0999065				OptumCare Holdings Colorado, LLC	CO	NIA	OptumCare Colorado, LLC	Ownership	85.000	UnitedHealth Group Incorporated		
		.00000	56-2592163				OptumCare Holdings, LLC	CA	NIA	Collaborative Care Holdings, LLC	Ownership	100.000	UnitedHealth Group Incorporated		
		.00000	95-4509662				OptumCare Management, LLC	CA	NIA	OptumCare Holdings, LLC	Ownership	100.000	UnitedHealth Group Incorporated		
		.00000	20-4043287				OptumCare New Mexico, LLC	DE	NIA	OptumCare Management, LLC	Ownership	100.000	UnitedHealth Group Incorporated		
		.00000	13-4138668				OptumCare New York IPA, Inc.	NY	NIA	Inspiris, Inc.	Ownership	100.000	UnitedHealth Group Incorporated		
		.00000	45-3462809				OptumCare South Florida, LLC	FL	NIA	OptumCare Management, LLC	Ownership	100.000	UnitedHealth Group Incorporated		
		.00000	84-3504842				OptumCare Specialty Practices, LLC	DE	NIA	SC Affiliates, LLC	Ownership	100.000	UnitedHealth Group Incorporated		
		.00000	41-1591944				OptumHealth Care Solutions, LLC	DE	NIA	OptumInsight, Inc.	Ownership	100.000	UnitedHealth Group Incorporated		
		.00000	47-0858530				OptumHealth Financial Services, Inc.	DE	NIA	OptumHealth Holdings, LLC	Ownership	100.000	UnitedHealth Group Incorporated		
		.00000	47-1192395				OptumHealth Holdings, LLC	DE	NIA	Optum, Inc.	Ownership	100.000	UnitedHealth Group Incorporated		

STATEMENT AS OF SEPTEMBER 30, 2020 OF THE UnitedHealthcare of New England, Inc.

**SCHEDULE Y**  
**PART 1A - DETAIL OF INSURANCE HOLDING COMPANY SYSTEM**

1	2	3	4	5	6	7	8	9	10	11	12	13	14	15	16
Group Code	Group Name	NAIC Company Code	ID Number	Federal RSSD	CIK	Name of Securities Exchange if Publicly Traded (U.S. or International)	Names of Parent, Subsidiaries Or Affiliates	Domiciliary Location	Relationship to Reporting Entity	Directly Controlled by (Name of Entity/Person)	Type of Control (Ownership, Board, Management, Attorney-in-Fact, Influence, Other)	If Control is Ownership Provide Percentage	Ultimate Controlling Entity(ies)/Person(s)	Is an SCA Filing Required? (Y/N)	*
		.00000	98-1106868				OptumHealth International B.V.	NLD	NIA	Catamaran S.á.r.l.	Ownership	100.000	UnitedHealth Group Incorporated		
		.00000					OptumInsight Holdings, LLC	DE	NIA	Optum, Inc.	Ownership	100.000	UnitedHealth Group Incorporated		
		.00000	98-1401978				OptumInsight India Private Limited	IND	NIA	The Advisory Board Company	Ownership	0.935	UnitedHealth Group Incorporated		
		.00000	98-1401978				OptumInsight India Private Limited	IND	NIA	ABCO International Holdings, LLC	Ownership	99.065	UnitedHealth Group Incorporated		
		.00000	04-3383745				OptumInsight Life Sciences, Inc.	DE	NIA	OptumInsight, Inc.	Ownership	100.000	UnitedHealth Group Incorporated		
		.00000	41-1858498				OptumInsight, Inc.	DE	NIA	OptumInsight Holdings, LLC	Ownership	100.000	UnitedHealth Group Incorporated		
		.00000	75-2578509				OptumRx Administrative Services, LLC	TX	NIA	OptumRx Holdings I, LLC	Ownership	100.000	UnitedHealth Group Incorporated		
		.00000	31-1728846				OptumRx Discount Card Services, LLC	DE	NIA	OptumRx PBM of Illinois, Inc.	Ownership	100.000	UnitedHealth Group Incorporated		
		.00000	47-4734235				OptumRx Group Holdings, Inc.	DE	NIA	Optum, Inc.	Ownership	100.000	UnitedHealth Group Incorporated		
		.00000	46-0666840				OptumRx Health Solutions, LLC	DE	NIA	OptumRx Administrative Services, LLC	Ownership	100.000	UnitedHealth Group Incorporated		
		.00000	80-0870454				OptumRx Holdings I, LLC	DE	NIA	OptumRx Group Holdings, Inc.	Ownership	100.000	UnitedHealth Group Incorporated		
		.00000					OptumRx Holdings, LLC	DE	NIA	Optum, Inc.	Ownership	100.000	UnitedHealth Group Incorporated		
		.00000	34-1472211				OptumRx Home Delivery of Ohio, LLC	OH	NIA	OptumRx Health Solutions, LLC	Ownership	100.000	UnitedHealth Group Incorporated		
		.00000	20-0218027				OptumRx IPA III, Inc.	NY	NIA	OptumRx PBM of Maryland, LLC	Ownership	100.000	UnitedHealth Group Incorporated		
		.00000	20-0151096				OptumRx NY IPA, Inc.	NY	NIA	OptumRx, Inc.	Ownership	100.000	UnitedHealth Group Incorporated		
		.00000	27-3419292				OptumRx of Pennsylvania, LLC	DE	NIA	OptumRx Health Solutions, LLC	Ownership	100.000	UnitedHealth Group Incorporated		
		.00000	11-2581812				OptumRx PBM of Illinois, Inc.	DE	NIA	OptumRx Administrative Services, LLC	Ownership	100.000	UnitedHealth Group Incorporated		
		.00000	88-0361447				OptumRx PBM of Maryland, LLC	NV	NIA	OptumRx Health Solutions, LLC	Ownership	100.000	UnitedHealth Group Incorporated		
		.00000	03-0592263				OptumRx PBM of Pennsylvania, LLC	PA	NIA	OptumRx of Pennsylvania, LLC	Ownership	100.000	UnitedHealth Group Incorporated		
		.00000	38-3693753				OptumRx PBM of Wisconsin, LLC	WI	NIA	OptumRx PBM of Illinois, Inc.	Ownership	100.000	UnitedHealth Group Incorporated		
		.00000	16-1767416				OptumRx PD of Pennsylvania, LLC	PA	NIA	OptumRx of Pennsylvania, LLC	Ownership	100.000	UnitedHealth Group Incorporated		
		.00000	88-0373347				OptumRx Pharmacy of Nevada, Inc.	NV	NIA	OptumRx Health Solutions, LLC	Ownership	100.000	UnitedHealth Group Incorporated		
		.00000	47-3146510				OptumRx Pharmacy, Inc.	DE	NIA	OptumRx, Inc.	Ownership	100.000	UnitedHealth Group Incorporated		
		.00000	33-0441200				OptumRx, Inc.	CA	NIA	OptumRx Holdings, LLC	Ownership	100.000	UnitedHealth Group Incorporated		
		.00000	52-2016292				OptumServe Technology Services, Inc.	MD	NIA	OptumInsight, Inc.	Ownership	100.000	UnitedHealth Group Incorporated		
		.00000	22-3883387				Oregon Outpatient Surgery Center, LLC	OR	NIA	Providence & SCA Off-Campus Holdings, LLC	Ownership	51.180	UnitedHealth Group Incorporated		3
		.00000	59-3125869				Orlando Center for Outpatient Surgery, L.P.	GA	NIA	Surgical Health Of Orlando, LLC	Ownership	51.000	UnitedHealth Group Incorporated		
		.00000	46-2742615				Orthology Inc.	DE	NIA	UnitedHealth Group Ventures, LLC	Ownership	80.000	UnitedHealth Group Incorporated		
		.00000					Orthology Mid-Atlantic Chiropractic, Inc.	DE	NIA	Orthology Inc.	Ownership	100.000	UnitedHealth Group Incorporated		
		.00000					Orthology Mid-Atlantic Physical Therapy, Inc.	DE	NIA	Orthology Inc.	Ownership	100.000	UnitedHealth Group Incorporated		
		.00000	46-2881462				Orthology Mid-Atlantic, Inc.	DE	NIA	Orthology Inc.	Ownership	100.000	UnitedHealth Group Incorporated		
		.00000	13-3960641				OrthoNet Holdings, Inc.	DE	NIA	OptumHealth Care Solutions, LLC	Ownership	100.000	UnitedHealth Group Incorporated		
		.00000	13-3818652				OrthoNet LLC	NY	NIA	OrthoNet Holdings, Inc.	Ownership	100.000	UnitedHealth Group Incorporated		
		.00000	13-4025898				OrthoNet New York IPA, Inc.	NY	NIA	OrthoNet Holdings, Inc.	Ownership	100.000	UnitedHealth Group Incorporated		
		.00000	26-2884306				OrthoNet of the South, Inc.	DE	NIA	OrthoNet Holdings, Inc.	Ownership	100.000	UnitedHealth Group Incorporated		
		.00000	46-1581769				OrthoNet Services, Inc.	DE	NIA	OrthoNet Holdings, Inc.	Ownership	100.000	UnitedHealth Group Incorporated		
		.00000	20-0221966				OrthoNet West, Inc.	DE	NIA	OrthoNet Holdings, Inc.	Ownership	100.000	UnitedHealth Group Incorporated		
		.00000	81-2594417				Orthopedic Surgery Center of Palm Beach County, LLC	FL	NIA	SCA-Palm Beach, LLC	Ownership	18.500	UnitedHealth Group Incorporated		3
		.00000	41-1921007				Ovations, Inc.	DE	NIA	United HealthCare Services, Inc.	Ownership	100.000	UnitedHealth Group Incorporated		
		.00000	06-1587795				Oxford Benefit Management, Inc.	CT	NIA	Oxford Health Plans LLC	Ownership	100.000	UnitedHealth Group Incorporated		
.0707	UnitedHealth Group Incorporated	78026	22-2797560				Oxford Health Insurance, Inc.	NY	IA	UnitedHealthcare Insurance Company	Ownership	100.000	UnitedHealth Group Incorporated		
.0707	UnitedHealth Group Incorporated	96798	06-1181201				Oxford Health Plans (CT), Inc.	CT	IA	Oxford Health Plans LLC	Ownership	100.000	UnitedHealth Group Incorporated		
.0707	UnitedHealth Group Incorporated	95506	22-2745725				Oxford Health Plans (NJ), Inc.	NJ	IA	Oxford Health Plans LLC	Ownership	100.000	UnitedHealth Group Incorporated		
.0707	UnitedHealth Group Incorporated	95479	06-1181200				Oxford Health Plans (NY), Inc.	NY	IA	Oxford Health Plans LLC	Ownership	100.000	UnitedHealth Group Incorporated		
		.00000	52-2443751				Oxford Health Plans LLC	DE	NIA	UnitedHealth Group Incorporated	Ownership	100.000	UnitedHealth Group Incorporated		
		.00000	27-0008097				P2P Link, LLC	DE	NIA	SRPS, LLC	Ownership	100.000	UnitedHealth Group Incorporated		
		.00000	33-0704734				Pacific Cardiovascular Associates Medical Group, Inc.	CA	NIA	Via Vitae MSO, LLC	Ownership		UnitedHealth Group Incorporated		
		.00000	75-2857077				Pacific Casualty Company, Inc.	HI	IA	USHEALTH Group, Inc.	Ownership	100.000	UnitedHealth Group Incorporated		
		.00000					PacificCare Life and Health Insurance Company	IN	IA	United HealthCare Services, Inc.	Ownership	100.000	UnitedHealth Group Incorporated		
.0707	UnitedHealth Group Incorporated	70785	35-1137395				PacificCare Life Assurance Company	CO	IA	United HealthCare Services, Inc.	Ownership	100.000	UnitedHealth Group Incorporated		
.0707	UnitedHealth Group Incorporated	84506	95-2829463				PacificCare Life Assurance Company	CO	IA	United HealthCare Services, Inc.	Ownership	100.000	UnitedHealth Group Incorporated		

16.18

STATEMENT AS OF SEPTEMBER 30, 2020 OF THE UnitedHealthcare of New England, Inc.

**SCHEDULE Y**  
**PART 1A - DETAIL OF INSURANCE HOLDING COMPANY SYSTEM**

1	2	3	4	5	6	7	8	9	10	11	12	13	14	15	16
Group Code	Group Name	NAIC Company Code	ID Number	Federal RSSD	CIK	Name of Securities Exchange if Publicly Traded (U.S. or International)	Names of Parent, Subsidiaries Or Affiliates	Domiciliary Location	Relationship to Reporting Entity	Directly Controlled by (Name of Entity/Person)	Type of Control (Ownership, Board, Management, Attorney-in-Fact, Influence, Other)	If Control is Ownership Provide Percentage	Ultimate Controlling Entity(ies)/Person(s)	Is an SCA Filing Required? (Y/N)	*
.0707	UnitedHealth Group Incorporated	95617	94-3267522				PacifiCare of Arizona, Inc.	AZ	IA	United HealthCare Services, Inc.	Ownership	100.000	UnitedHealth Group Incorporated		
.0707	UnitedHealth Group Incorporated	95434	84-1011378				PacifiCare of Colorado, Inc.	CO	IA	United HealthCare Services, Inc.	Ownership	100.000	UnitedHealth Group Incorporated		
.0707	UnitedHealth Group Incorporated	95685	86-0875231				PacifiCare of Nevada, Inc.	NV	IA	United HealthCare Services, Inc.	Ownership	100.000	UnitedHealth Group Incorporated		
		.00000	98-1444613				Pacifico S.A. Entidad Prestadora de Salud EPS	PER	NIA	Empremédica S. A.	Ownership	50.000	UnitedHealth Group Incorporated		1
		.00000	48-1255983				Panama City Surgery Center, LLC	FL	NIA	SCA-Panama City Holdings, LLC	Ownership	53.120	UnitedHealth Group Incorporated		
		.00000	62-1595402				Paoli Ambulatory Surgery Center	PA	NIA	SCA-Paoli, LLC	Ownership	51.000	UnitedHealth Group Incorporated		
		.00000	45-1484375				Park Hill Surgery Center, LLC	TX	NIA	Surgical Care Affiliates, LLC	Influence		UnitedHealth Group Incorporated		
		.00000	20-4127100				Parkway Surgery Center, LLC	TX	NIA	SCA-Hagerstown, LLC	Ownership	78.400	UnitedHealth Group Incorporated		
		.00000	63-1271644				Pasteur Plaza Surgery Center GP, Inc.	DE	NIA	ASC Network, LLC	Ownership	100.000	UnitedHealth Group Incorporated		
		.00000					Patrimonio Autónomo Nueva Clínica	COL	NIA	Promotora Country S.A.	Ownership	0.230	UnitedHealth Group Incorporated		1
		.00000					Patrimonio Autónomo Nueva Clínica	COL	NIA	Banmedica Internacional SpA	Ownership	9.670	UnitedHealth Group Incorporated		1
		.00000					Patrimonio Autónomo Nueva Clínica	COL	NIA	Clínica del Country S.A.	Ownership	65.180	UnitedHealth Group Incorporated		1
		.00000	62-1451147				Payment Resolution Services, LLC	TN	NIA	OptumInsight, Inc.	Ownership	100.000	UnitedHealth Group Incorporated		
		.00000	75-3265056				PCCCV, Inc.	CA	NIA	PrimeCare Medical Network, Inc.	Ownership	100.000	UnitedHealth Group Incorporated		
.0707	UnitedHealth Group Incorporated	.13607	20-5662149				Peoples Health, Inc.	LA	IA	New Orleans Regional Physician Hospital Organization, L.L.C.	Ownership	100.000	UnitedHealth Group Incorporated		
		.00000	20-5608977				Perham Physical Therapy, LTD	MIN	NIA	Orthology Inc.	Ownership	100.000	UnitedHealth Group Incorporated		
		.00000	58-1978405				Perimeter Center for Outpatient Surgery, L.P.	GA	NIA	SHC Atlanta, LLC	Ownership	26.643	UnitedHealth Group Incorporated		3
		.00000	47-5449645				Pharmaceutical Technologies Independent Practice Association, LLC	NY	NIA	Pharmaceutical Technologies, Inc.	Ownership	100.000	UnitedHealth Group Incorporated		
		.00000	47-0764793				Pharmaceutical Technologies, Inc.	NE	NIA	Diplomat Pharmacy, Inc.	Ownership	100.000	UnitedHealth Group Incorporated		
		.00000	35-2288416				PHC Subsidiary Holdings, LLC	TX	NIA	United HealthCare Services, Inc.	Ownership	100.000	UnitedHealth Group Incorporated		
		.00000	81-2902954				Physician Alliance of the Rockies, LLC	CO	NIA	New West Physicians, Inc.	Ownership	100.000	UnitedHealth Group Incorporated		
		.00000	95-4747379				Physician Associates of the Greater San Gabriel Valley, a Medical Group	CA	NIA	HealthCare Partners Affiliates Medical Group	Ownership	100.000	UnitedHealth Group Incorporated		2
		.00000	30-0516435				Physician Partners Medical Group, Inc.	CA	NIA	Physician(s) Owned	Influence		UnitedHealth Group Incorporated		2
		.00000	91-1822767				Physicians Care Network, L.L.C.	WA	NIA	Physician(s) Owned	Influence		UnitedHealth Group Incorporated		2
		.00000	59-3438026				Physicians Day Surgery Center, LLC	FL	NIA	SCA-Naples, LLC	Ownership	51.000	UnitedHealth Group Incorporated		
.0707	UnitedHealth Group Incorporated	.11494	04-3677255				Physicians Health Choice of Texas, LLC	TX	IA	PHC Subsidiary Holdings, LLC	Ownership	100.000	UnitedHealth Group Incorporated		
		.00000	52-1162824				Physicians Health Plan of Maryland, Inc.	MD	NIA	United HealthCare Services, Inc.	Ownership	100.000	UnitedHealth Group Incorporated		
		.00000	84-1498816				Pinnacle III, LLC	CO	NIA	SCA Pinnacle Holdings, LLC	Ownership	100.000	UnitedHealth Group Incorporated		
		.00000	98-1388873				Piano de Saúde Ana Costa Ltda.	BRA	IA	Santos Administração e Participações S.A.	Ownership	25.140	UnitedHealth Group Incorporated		
		.00000	98-1388873				Piano de Saúde Ana Costa Ltda.	BRA	IA	Anil Assistência Médica Internacional S.A.	Ownership	74.860	UnitedHealth Group Incorporated		
		.00000	66-0742844				Plus One Health Management Puerto Rico, Inc.	PRI	NIA	Plus One Holdings, Inc.	Ownership	100.000	UnitedHealth Group Incorporated		
		.00000	13-3613705				Plus One Holdings, Inc.	DE	NIA	OptumHealth Care Solutions, LLC	Ownership	100.000	UnitedHealth Group Incorporated		
		.00000	80-0670247				PMI Acquisition, LLC	DE	NIA	Progressive Enterprises Holdings, Inc.	Ownership	100.000	UnitedHealth Group Incorporated		
		.00000	26-3148744				PMSI Holdings, LLC	DE	NIA	Progressive Enterprises Holdings, Inc.	Ownership	100.000	UnitedHealth Group Incorporated		
		.00000	59-3166848				PMSI Settlement Solutions, LLC	FL	NIA	PMSI Holdings, LLC	Ownership	100.000	UnitedHealth Group Incorporated		
		.00000	56-2422696				PMSI, LLC	FL	NIA	PMSI Holdings, LLC	Ownership	100.000	UnitedHealth Group Incorporated		
		.00000	98-1083164				Polar II Fundo de Investimento em Participações Multiestrategia	BRA	NIA	UnitedHealthcare Internacional IV S.á r.l.	Ownership	100.000	UnitedHealth Group Incorporated		
		.00000	47-5563848				Polo Holdco, LLC	DE	NIA	Collaborative Care Holdings, LLC	Ownership	80.100	UnitedHealth Group Incorporated		
		.00000	83-3042027				Polyclinic Holdings, P.C.	WA	NIA	Physician(s) Owned	Influence		UnitedHealth Group Incorporated		2
		.00000	46-0508606				Polyclinic Management Services Company, LLC	WA	NIA	The Polyclinic, PLLC	Ownership	100.000	UnitedHealth Group Incorporated		2
		.00000	46-5415205				POMCO Network, Inc.	NY	NIA	POMCO, Inc.	Ownership	100.000	UnitedHealth Group Incorporated		
		.00000	15-0581348				POMCO, Inc.	NY	NIA	UMR, Inc.	Ownership	100.000	UnitedHealth Group Incorporated		
		.00000	33-0261822				Pomerado Outpatient Surgical Center, Inc.	CA	NIA	ASC Network, LLC	Ownership	100.000	UnitedHealth Group Incorporated		
		.00000	33-0752699				Pomerado Outpatient Surgical Center, L.P.	CA	NIA	Pomerado Outpatient Surgical Center, Inc.	Ownership	57.500	UnitedHealth Group Incorporated		
		.00000	30-0844501				Post-Acute Care Center for Research, LLC	DE	NIA	naviHealth, Inc.	Ownership	100.000	UnitedHealth Group Incorporated		
		.00000	27-1454121				PPH Holdings, LLC	DE	NIA	Practice Partners in Healthcare, Inc.	Ownership	100.000	UnitedHealth Group Incorporated		

STATEMENT AS OF SEPTEMBER 30, 2020 OF THE UnitedHealthcare of New England, Inc.

**SCHEDULE Y**  
**PART 1A - DETAIL OF INSURANCE HOLDING COMPANY SYSTEM**

1	2	3	4	5	6	7	8	9	10	11	12	13	14	15	16
Group Code	Group Name	NAIC Company Code	ID Number	Federal RSSD	CIK	Name of Securities Exchange if Publicly Traded (U.S. or International)	Names of Parent, Subsidiaries Or Affiliates	Domi-ciliary Location	Relation-ship to Reporting Entity	Directly Controlled by (Name of Entity/Person)	Type of Control (Ownership, Board, Management, Attorney-in-Fact, Influence, Other)	If Control is Ownership Provide Percentage	Ultimate Controlling Entity(ies)/Person(s)	Is an SCA Filing Re-quired? (Y/N)	*
		.0000	24-1453981				PPH Management Company, L.L.C.	DE	NIA	Practice Partners in Healthcare, Inc.	Ownership	100.000	UnitedHealth Group Incorporated		
		.0000	26-4490039				PPH-Columbia, Inc.	DE	NIA	Practice Partners in Healthcare, Inc.	Ownership	100.000	UnitedHealth Group Incorporated		
		.0000	26-4489980				PPH-Gardendale, Inc.	DE	NIA	Practice Partners in Healthcare, Inc.	Ownership	100.000	UnitedHealth Group Incorporated		
		.0000	76-0770414				Practice Partners in Healthcare, Inc.	DE	NIA	SCA-Practice Partners Holdings, LLC	Ownership	100.000	UnitedHealth Group Incorporated		
		.0000	75-2225186				Precision Dialing Services, Inc.	DE	NIA	USHEALTH Career Agency, Inc.	Ownership	100.000	UnitedHealth Group Incorporated		
		.0000	65-0683927				Preferred Care Partners Holding, Corp.	FL	NIA	United HealthCare Services, Inc.	Ownership	100.000	UnitedHealth Group Incorporated		
		.0000	26-1845018				Preferred Care Partners Medical Group, Inc.	FL	NIA	Preferred Care Partners Holding, Corp.	Ownership	100.000	UnitedHealth Group Incorporated		
.0707	UnitedHealth Group Incorporated	.11176	65-0885893				Preferred Care Partners, Inc.	FL	IA	Preferred Care Partners Holding, Corp.	Ownership	100.000	UnitedHealth Group Incorporated		
		.0000	75-3265059				Premier Choice ACO, Inc.	CA	NIA	PrimeCare Medical Network, Inc.	Ownership	100.000	UnitedHealth Group Incorporated		
		.0000	72-1378216				Premier Surgery Center of Louisville, L.P.	TN	NIA	SCA Premier Surgery Center of Louisville, LLC	Ownership	51.000	UnitedHealth Group Incorporated		
		.0000	20-1499748				Premiere Medical Resources, LLC	DE	NIA	Unity Health Network, LLC	Ownership	100.000	UnitedHealth Group Incorporated		
		.0000	33-0527335				Primary Care Associated Medical Group, Inc.	CA	NIA	NAMM Medical Group Holdings, Inc.	Ownership	100.000	UnitedHealth Group Incorporated		2
		.0000	30-0516440				Prime Community Care, Inc.	CA	NIA	Physician(s) Owned	Influence		UnitedHealth Group Incorporated		2
		.0000	88-0253112				Prime Health, Inc.	NV	NIA	Sierra Health Services, Inc.	Ownership	100.000	UnitedHealth Group Incorporated		
		.0000	33-0645768				PrimeCare Medical Group of Chino Valley, Inc.	CA	NIA	Physician(s) Owned	Influence		UnitedHealth Group Incorporated		2
		.0000	33-0607478				PrimeCare Medical Network, Inc.	CA	NIA	NAMM Holdings, Inc.	Ownership	100.000	UnitedHealth Group Incorporated		
		.0000	87-0757397				PrimeCare of Citrus Valley, Inc.	CA	NIA	PrimeCare Medical Network, Inc.	Ownership	80.000	UnitedHealth Group Incorporated		
		.0000	33-0674407				PrimeCare of Corona, Inc.	CA	NIA	PrimeCare Medical Network, Inc.	Ownership	100.000	UnitedHealth Group Incorporated		
		.0000	33-0674401				PrimeCare of Hemet Valley, Inc.	CA	NIA	PrimeCare Medical Network, Inc.	Ownership	100.000	UnitedHealth Group Incorporated		
		.0000	33-0674408				PrimeCare of Inland Valley, Inc.	CA	NIA	PrimeCare Medical Network, Inc.	Ownership	100.000	UnitedHealth Group Incorporated		
		.0000	33-0674402				PrimeCare of Moreno Valley, Inc.	CA	NIA	PrimeCare Medical Network, Inc.	Ownership	100.000	UnitedHealth Group Incorporated		
		.0000	33-0674400				PrimeCare of Redlands, Inc.	CA	NIA	PrimeCare Medical Network, Inc.	Ownership	100.000	UnitedHealth Group Incorporated		
		.0000	33-0674404				PrimeCare of Riverside, Inc.	CA	NIA	PrimeCare Medical Network, Inc.	Ownership	100.000	UnitedHealth Group Incorporated		
		.0000	14-1915328				PrimeCare of San Bernardino, Inc.	CA	NIA	PrimeCare Medical Network, Inc.	Ownership	100.000	UnitedHealth Group Incorporated		
		.0000	33-0698439				PrimeCare of Sun City, Inc.	CA	NIA	PrimeCare Medical Network, Inc.	Ownership	100.000	UnitedHealth Group Incorporated		
		.0000	33-0674409				PrimeCare of Temecula, Inc.	CA	NIA	PrimeCare Medical Network, Inc.	Ownership	100.000	UnitedHealth Group Incorporated		
		.0000	14-1873402				Procura Management, Inc.	DE	NIA	Healthcare Solutions, Inc.	Ownership	100.000	UnitedHealth Group Incorporated		
		.0000	27-4371197				Progressive Enterprises Holdings, Inc.	DE	NIA	OptumRx, Inc.	Ownership	100.000	UnitedHealth Group Incorporated		
		.0000	31-1192384				Progressive Medical, LLC	OH	NIA	PMI Acquisition, LLC	Ownership	100.000	UnitedHealth Group Incorporated		
		.0000	45-4469117				ProHEALTH Accountable Care Medical Group, PLLC	NY	NIA	ProHEALTH Care Associates, L.L.P.	Ownership	100.000	UnitedHealth Group Incorporated		2
		.0000	11-3447394				ProHEALTH Ambulatory Surgery Center, Inc.	NY	NIA	Physician(s) Owned	Influence		UnitedHealth Group Incorporated		2
		.0000	47-5656253				ProHEALTH Care Associates of New Jersey LLP	NJ	NIA	Physician(s) Owned	Influence		UnitedHealth Group Incorporated		2
		.0000	11-3355604				ProHEALTH Care Associates, L.L.P.	NY	NIA	ProHEALTH Medical NY, P.C.	Ownership	51.000	UnitedHealth Group Incorporated		2
		.0000	47-1049961				ProHEALTH Medical Management, LLC	DE	NIA	Collaborative Care Holdings, LLC	Ownership	100.000	UnitedHealth Group Incorporated		
		.0000	47-1388406				ProHEALTH Medical NY, P.C.	NY	NIA	Physician(s) Owned	Influence		UnitedHealth Group Incorporated		2
		.0000	45-5470737				ProHealth Physicians ACO, LLC	CT	NIA	ProHealth Physicians, Inc.	Ownership	100.000	UnitedHealth Group Incorporated		
		.0000	06-1446075				ProHealth Physicians, Inc.	CT	NIA	Polo Holdco, LLC	Ownership	100.000	UnitedHealth Group Incorporated		
		.0000	06-1469068				ProHealth Physicians, P.C.	CT	NIA	Physician(s) Owned	Influence		UnitedHealth Group Incorporated		2
		.0000	32-0455430				ProHealth Proton Center Management, LLC	DE	NIA	ProHEALTH Medical Management, LLC	Ownership	100.000	UnitedHealth Group Incorporated		
		.0000	47-5661535				ProHEALTH Urgent Care Medicine of New Jersey LLP	NJ	NIA	Physician(s) Owned	Influence		UnitedHealth Group Incorporated		2
		.0000	46-1883579				ProHEALTH Urgent Care Medicine, PLLC	NY	NIA	ProHEALTH Care Associates, L.L.P.	Ownership	100.000	UnitedHealth Group Incorporated		2
		.0000	85-0496329				Project Titan, LLC	DE	NIA	Triple Aim Partners, LLC	Ownership	96.000	UnitedHealth Group Incorporated		
		.0000					Promotora Country S.A.	COL	NIA	Banmedica S.A.	Ownership	50.000	UnitedHealth Group Incorporated		1
		.0000	22-3493126				Pronounced Health Solutions, Inc.	DE	NIA	My Wellness Solutions, LLC	Ownership	100.000	UnitedHealth Group Incorporated		
		.0000	98-1444638				Prosemedic S.A.C.	PER	NIA	EPS	Ownership	80.000	UnitedHealth Group Incorporated		
		.0000	85-0775386				Prospero Health Partners Florida, Inc.	FL	NIA	Physician(s) Owned	Influence		UnitedHealth Group Incorporated		2
		.0000	82-2400620				Prospero Health Partners New York, P.C.	NY	NIA	Physician(s) Owned	Influence		UnitedHealth Group Incorporated		2
		.0000	84-4569314				Prospero Health Partners North Carolina, P.C.	NC	NIA	Physician(s) Owned	Influence		UnitedHealth Group Incorporated		2

16.20

STATEMENT AS OF SEPTEMBER 30, 2020 OF THE UnitedHealthcare of New England, Inc.

**SCHEDULE Y**  
**PART 1A - DETAIL OF INSURANCE HOLDING COMPANY SYSTEM**

1	2	3	4	5	6	7	8	9	10	11	12	13	14	15	16
Group Code	Group Name	NAIC Company Code	ID Number	Federal RSSD	CIK	Name of Securities Exchange if Publicly Traded (U.S. or International)	Names of Parent, Subsidiaries Or Affiliates	Domiciliary Location	Relationship to Reporting Entity	Directly Controlled by (Name of Entity/Person)	Type of Control (Ownership, Board, Management, Attorney-in-Fact, Influence, Other)	If Control is Ownership Provide Percentage	Ultimate Controlling Entity(ies)/Person(s)	Is an SCA Filing Required? (Y/N)	*
		.00000	84-3234753				Prospero Health Partners, P.C.	MN	NIA	Physician(s) Owned	Influence		UnitedHealth Group Incorporated		2
		.00000	83-4217561				Prospero Management Services, LLC	DE	NIA	Triple Aim Partners, LLC	Ownership	100.000	UnitedHealth Group Incorporated		
		.00000	84-3844362				Prospero Medical Services New Jersey, P.C.	NJ	NIA	Physician(s) Owned	Influence		UnitedHealth Group Incorporated		2
		.00000	82-3765555				Providence & SCA Off-Campus Holdings, LLC	DE	NIA	SCA-Portland, LLC	Ownership	40.000	UnitedHealth Group Incorporated		3
		.00000	82-3270499				Providence & SCA On-Campus Holdings, LLC	DE	NIA	SCA-Portland, LLC	Ownership	20.000	UnitedHealth Group Incorporated		3
		.00000	90-0876656				PS Center, LLC	CA	NIA	Beach Surgical Holdings II, LLC	Ownership	49.000	UnitedHealth Group Incorporated		3
		.00000	46-1061132				PSC Bellevue, LLC	NE	NIA	Pharmaceutical Technologies, Inc.	Ownership	100.000	UnitedHealth Group Incorporated		
		.00000	46-1371723				PSC Coventry, LLC	NE	NIA	Pharmaceutical Technologies, Inc.	Ownership	100.000	UnitedHealth Group Incorporated		
		.00000	46-1367698				PSC Properties, LLC	NE	NIA	Pharmaceutical Technologies, Inc.	Ownership	100.000	UnitedHealth Group Incorporated		
		.00000	46-3901920				Pulse Platform, LLC	DE	NIA	Rally Health, Inc.	Ownership	100.000	UnitedHealth Group Incorporated		
		.00000	62-1804707				QoL Acquisition Holdings Corp.	DE	NIA	Genoa Healthcare, Inc.	Ownership	100.000	UnitedHealth Group Incorporated		
		.00000	35-2493256				R Cubed, Inc.	TN	NIA	naviHealth SM Holdings, Inc.	Ownership	100.000	UnitedHealth Group Incorporated		
		.00000	80-0947972				Rally Health, Inc.	DE	NIA	Optum Digital Health Holdings, LLC	Ownership	100.000	UnitedHealth Group Incorporated		
		.00000					Real Appeal, Inc.	DE	NIA	Rally Health, Inc.	Ownership	100.000	UnitedHealth Group Incorporated		
		.00000					Recaudación y Cobranzas Honodav Ltda.	CHL	NIA	Servicios Integrados de Salud Ltda.	Ownership	1.000	UnitedHealth Group Incorporated		
		.00000					Recaudación y Cobranzas Honodav Ltda.	CHL	NIA	Clínica Dávila y Servicios Médicos S.A.	Ownership	99.000	UnitedHealth Group Incorporated		
		.00000	94-3115625				Redlands Ambulatory Surgery Center	CA	NIA	Redlands-SCA Surgery Centers, Inc.	Ownership	54.000	UnitedHealth Group Incorporated		
		.00000	56-2827067				Redlands Family Practice Medical Group, Inc.	CA	NIA	Physician(s) Owned	Influence		UnitedHealth Group Incorporated		2
		.00000	94-3115627				Redlands-SCA Surgery Centers, Inc.	CA	NIA	SC Affiliates, LLC	Ownership	100.000	UnitedHealth Group Incorporated		
		.00000	20-5251393				Reliant Medical Group The Endoscopy Center, LLC	MA	NIA	Reliant Medical Group, Inc.	Ownership	100.000	UnitedHealth Group Incorporated		2
		.00000	04-2472266				Reliant Medical Group, Inc.	MA	NIA	Physician(s) Owned	Influence		UnitedHealth Group Incorporated		2
		.00000	82-3745100				Reliant MSO, LLC	DE	NIA	Collaborative Care Holdings, LLC	Ownership	100.000	UnitedHealth Group Incorporated		
		.00000	32-0543788				Renai Health Holdings, Inc.	DE	NIA	UnitedHealth Group Ventures, LLC	Ownership	100.000	UnitedHealth Group Incorporated		
		.00000	82-3161933				Renai Health IPA, LLC	DE	NIA	Renai Health Holdings, Inc.	Ownership	100.000	UnitedHealth Group Incorporated		
		.00000	82-3130872				Renai Health Management, LLC	DE	NIA	Renai Health Holdings, Inc.	Ownership	100.000	UnitedHealth Group Incorporated		
		.00000	46-0558032				Research Surgical Center LLC	CO	NIA	PPH Holdings, LLC	Ownership	51.000	UnitedHealth Group Incorporated		
		.00000	42-2515438				RightCare Solutions, Inc.	DE	NIA	naviHealth, Inc.	Ownership	100.000	UnitedHealth Group Incorporated		
		.00000	46-0758315				River Valley ASC, LLC	CT	NIA	SCA-River Valley, LLC	Ownership	56.375	UnitedHealth Group Incorporated		
		.00000	33-0055097				Riverside Community Healthplan Medical Group, Inc.	CA	NIA	NAMM Medical Group Holdings, Inc.	Ownership	100.000	UnitedHealth Group Incorporated		2
		.00000					Riverside Corporate Wellness, LLC	WI	NIA	United HealthCare Services, Inc.	Ownership	50.000	UnitedHealth Group Incorporated		
		.00000	20-3420379				Riverside Electronic Healthcare Resources, Inc.	CA	NIA	Riverside Community Healthplan Medical Group, Inc.	Ownership	100.000	UnitedHealth Group Incorporated		2
		.00000	32-0500242				Riverside Medical Management, LLC	DE	NIA	ProHEALTH Medical Management, LLC	Ownership	100.000	UnitedHealth Group Incorporated		
		.00000	22-3624559				Riverside Pediatric Group, P.C.	NJ	NIA	Physician(s) Owned	Influence		UnitedHealth Group Incorporated		2
		.00000	83-2735771				Riverside Surgical Center of Meadowlands, LLC	NJ	NIA	SCA-Riverside Partners, LLC	Ownership	100.000	UnitedHealth Group Incorporated		
		.00000	83-2722082				Riverside Surgical Center of Newark, LLC	NJ	NIA	SCA-Riverside Partners, LLC	Ownership	90.000	UnitedHealth Group Incorporated		
		.00000	86-0857176				Robert B. McBeath, M.D. II, P.C.	NV	NIA	Physician(s) Owned	Influence		UnitedHealth Group Incorporated		2
		.00000	46-2662506				Robert B. McBeath, M.D. III, P.C.	NV	NIA	Robert B. McBeath, M.D. II, P.C.	Ownership	100.000	UnitedHealth Group Incorporated		2
		.00000	88-0310956				Robert B. McBeath, M.D., Professional Corporation	NV	NIA	Physician(s) Owned	Influence		UnitedHealth Group Incorporated		2
.0707	UnitedHealth Group Incorporated	95482	84-0614905				Rocky Mountain Health Maintenance Organization, Incorporated	CO	IA	United HealthCare Services, Inc.	Ownership	100.000	UnitedHealth Group Incorporated		
		.00000	84-1224718				Rocky Mountain HealthCare Options, Inc.	CO	NIA	Organization, Incorporated	Ownership	100.000	UnitedHealth Group Incorporated		
		.00000	83-0521940				Sacred Heart ASC, LLC	FL	NIA	SVHS-SCA Florida JV, LLC	Ownership	72.563	UnitedHealth Group Incorporated		
		.00000					Saden S.A.	CHL	NIA	Clínica Dávila y Servicios Médicos S.A.	Ownership	0.077	UnitedHealth Group Incorporated		
		.00000					Saden S.A.	CHL	NIA	Banmédica S.A.	Ownership	99.923	UnitedHealth Group Incorporated		
		.00000	85-2734753				Salem JV Holdings, LLC	DE	NIA	Surgicare of Salem, LLC	Ownership	100.000	UnitedHealth Group Incorporated		
		.00000	74-2462470				Salem Surgery Center, LLC	OR	NIA	Surgicare of Salem, LLC	Ownership	75.000	UnitedHealth Group Incorporated		
		.00000	74-2462470				Salem Surgery Center, LLC	OR	NIA	SC Affiliates, LLC	Ownership	1.000	UnitedHealth Group Incorporated		

16.21



STATEMENT AS OF SEPTEMBER 30, 2020 OF THE UnitedHealthcare of New England, Inc.

**SCHEDULE Y**  
**PART 1A - DETAIL OF INSURANCE HOLDING COMPANY SYSTEM**

1	2	3	4	5	6	7	8	9	10	11	12	13	14	15	16
Group Code	Group Name	NAIC Company Code	ID Number	Federal RSSD	CIK	Name of Securities Exchange if Publicly Traded (U.S. or International)	Names of Parent, Subsidiaries Or Affiliates	Domiciliary Location	Relationship to Reporting Entity	Directly Controlled by (Name of Entity/Person)	Type of Control (Ownership, Board, Management, Attorney-in-Fact, Influence, Other)	If Control is Ownership Provide Percentage	Ultimate Controlling Entity(ies)/Person(s)	Is an SCA Filing Required? (Y/N)	*
		.0000	45-2219585				Salveo Specialty Pharmacy, Inc.	DE	NIA	OptumRx Administrative Services, LLC	Ownership	100.000	UnitedHealth Group Incorporated		
		.0000					San Bernardino Medical Group, Inc.	CA	NIA	NAMM Medical Group Holdings, Inc.	Ownership	100.000	UnitedHealth Group Incorporated		2
		.0000	77-0322251				San Diego Endoscopy Center	CA	NIA	Endoscopy Center Affiliates, Inc.	Ownership	37.000	UnitedHealth Group Incorporated		3
		.0000	27-3787593				Sand Lake SurgiCenter, LLC	FL	NIA	SCA-Sand Lake, LLC	Ownership	51.455	UnitedHealth Group Incorporated		
		.0000	91-2127820				Santa Cruz Endoscopy Center, LLC	CA	NIA	SCA Pacific Holdings, Inc.	Ownership	50.000	UnitedHealth Group Incorporated		
		.0000					Santa Helena Assistência Médica S.A.	BRA	NIA	EIual Participações S.A.	Ownership	22.292	UnitedHealth Group Incorporated		1
										Amil Assistência Médica Internacional S.A.					
		.0000					Santa Helena Assistência Médica S.A.	BRA	NIA	Amil Assistência Médica Internacional S.A.	Ownership	77.301	UnitedHealth Group Incorporated		1
		.0000					Santos Administração e Participações S.A.	BRA	NIA		Ownership	100.000	UnitedHealth Group Incorporated		
							Sanvello Behavioral Health Services of Michigan, P.C.	DE	NIA	Physician(s) Owned	Influence		UnitedHealth Group Incorporated		2
		.0000	85-1941832				Sanvello Behavioral Health Services of New Jersey, P.C.	NJ	NIA	Physician(s) Owned	Influence		UnitedHealth Group Incorporated		2
		.0000	85-1959641				Sanvello Behavioral Health Services of North Carolina, P.C.	NC	NIA	Physician(s) Owned	Influence		UnitedHealth Group Incorporated		2
		.0000	84-3152209				Sanvello Behavioral Health Services of Texas, P.A.	TX	NIA	Physician(s) Owned	Influence		UnitedHealth Group Incorporated		2
		.0000	84-1754732				Sanvello Behavioral Health Services, P.A.	DE	NIA	Physician(s) Owned	Influence		UnitedHealth Group Incorporated		2
		.0000	83-3057919				Sanvello Health Holdings, LLC	DE	NIA	UnitedHealth Group Ventures, LLC	Ownership	85.790	UnitedHealth Group Incorporated		
		.0000	47-1920345				Sanvello Health Inc.	DE	NIA	Sanvello Health Holdings, LLC	Ownership	100.000	UnitedHealth Group Incorporated		
		.0000					Sanvello Health Limited	GBR	NIA	Sanvello Health Inc.	Ownership	100.000	UnitedHealth Group Incorporated		
		.0000	41-1934238				Savvysherpa Asia, Inc.	PHL	NIA	Savvysherpa, LLC	Ownership	99.986	UnitedHealth Group Incorporated		
		.0000	62-1149229				Savvysherpa, LLC	DE	NIA	United HealthCare Services, Inc.	Ownership	100.000	UnitedHealth Group Incorporated		
		.0000	92-0080881				SCA Affiliates, LLC	DE	NIA	Surgical Care Affiliates, LLC	Ownership	100.000	UnitedHealth Group Incorporated		
		.0000	47-5537316				SCA Alaska Surgery Center, Inc.	AK	NIA	SC Affiliates, LLC	Ownership	100.000	UnitedHealth Group Incorporated		
		.0000	47-5014406				SCA Athens, LLC	DE	NIA	SC Affiliates, LLC	Ownership	100.000	UnitedHealth Group Incorporated		
		.0000	47-5051685				SCA Austin Holdings, LLC	DE	NIA	SC Affiliates, LLC	Ownership	100.000	UnitedHealth Group Incorporated		
		.0000	85-2723465				SCA Austin Medical Center Holdings, LLC	DE	NIA	SCA Austin Holdings, LLC	Ownership	100.000	UnitedHealth Group Incorporated		
		.0000	45-4230864				SCA Bloomfield Holdings, LLC	DE	NIA	SC Affiliates, LLC	Ownership	100.000	UnitedHealth Group Incorporated		
		.0000	45-4230864				SCA BOSC Holdings, LLC	DE	NIA	Surgery Center Holding, LLC	Ownership	25.000	UnitedHealth Group Incorporated		
		.0000	45-4230864				SCA BOSC Holdings, LLC	DE	NIA	SC Affiliates, LLC	Ownership	25.000	UnitedHealth Group Incorporated		
		.0000	45-4230864				SCA BOSC Holdings, LLC	DE	NIA	National Surgery Centers, LLC	Ownership	25.000	UnitedHealth Group Incorporated		
		.0000	45-4230864				SCA BOSC Holdings, LLC	DE	NIA	SunSurgery, LLC	Ownership	25.000	UnitedHealth Group Incorporated		
		.0000	47-5030792				SCA Cedar Park Holdings, LLC	DE	NIA	SCA Austin Holdings, LLC	Ownership	100.000	UnitedHealth Group Incorporated		
		.0000	84-4338108				SCA Clifton, LLC	DE	NIA	SC Affiliates, LLC	Ownership	100.000	UnitedHealth Group Incorporated		
		.0000	04-3170801				SCA Danbury Surgical Center, LLC	DE	NIA	SunSurgery, LLC	Ownership	63.013	UnitedHealth Group Incorporated		
		.0000					SCA Denver Holdings, LLC	DE	NIA	SC Affiliates, LLC	Ownership	100.000	UnitedHealth Group Incorporated		
		.0000	62-1535981				SCA Development, LLC	DE	NIA	SC Affiliates, LLC	Ownership	100.000	UnitedHealth Group Incorporated		
		.0000					SCA eCode Solutions Private Limited	IND	NIA	eCode Solutions, LLC	Ownership	100.000	UnitedHealth Group Incorporated		
		.0000	85-2064446				SCA Global One Holdings, LLC	DE	NIA	SC Affiliates, LLC	Ownership	100.000	UnitedHealth Group Incorporated		
		.0000	85-2734387				SCA Guilford Holdings, LLC	DE	NIA	SC Affiliates, LLC	Ownership	100.000	UnitedHealth Group Incorporated		
		.0000	47-5064834				SCA Hays Holdings, LLC	DE	NIA	SCA Austin Holdings, LLC	Ownership	100.000	UnitedHealth Group Incorporated		
		.0000	83-2735871				SCA Heartland Holdings, LLC	DE	NIA	SC Affiliates, LLC	Ownership	100.000	UnitedHealth Group Incorporated		
		.0000	36-4869243				SCA HoldCo, Inc.	DE	NIA	Collaborative Care Holdings, LLC	Ownership	100.000	UnitedHealth Group Incorporated		
		.0000	27-1664837				SCA Holding Company, Inc.	DE	NIA	SCA Surgery Holdings, LLC	Ownership	100.000	UnitedHealth Group Incorporated		
		.0000	47-1256943				SCA Holdings, Inc.	CA	NIA	National Surgery Centers, LLC	Ownership	100.000	UnitedHealth Group Incorporated		
		.0000	45-4240475				SCA IEC Holdings, LLC	DE	NIA	Surgery Center Holding, LLC	Ownership	25.000	UnitedHealth Group Incorporated		
		.0000	45-4240475				SCA IEC Holdings, LLC	DE	NIA	SC Affiliates, LLC	Ownership	25.000	UnitedHealth Group Incorporated		
		.0000	45-4240475				SCA IEC Holdings, LLC	DE	NIA	National Surgery Centers, LLC	Ownership	25.000	UnitedHealth Group Incorporated		
		.0000	45-4240475				SCA IEC Holdings, LLC	DE	NIA	SunSurgery, LLC	Ownership	25.000	UnitedHealth Group Incorporated		
		.0000	45-2684108				SCA Indiana Holdings, LLC	DE	NIA	Surgery Center Holding, LLC	Ownership	25.000	UnitedHealth Group Incorporated		
		.0000	45-2684108				SCA Indiana Holdings, LLC	DE	NIA	SC Affiliates, LLC	Ownership	25.000	UnitedHealth Group Incorporated		
		.0000	45-2684108				SCA Indiana Holdings, LLC	DE	NIA	National Surgery Centers, LLC	Ownership	25.000	UnitedHealth Group Incorporated		

16.22

STATEMENT AS OF SEPTEMBER 30, 2020 OF THE UnitedHealthcare of New England, Inc.

**SCHEDULE Y**  
**PART 1A - DETAIL OF INSURANCE HOLDING COMPANY SYSTEM**

1	2	3	4	5	6	7	8	9	10	11	12	13	14	15	16
Group Code	Group Name	NAIC Company Code	ID Number	Federal RSSD	CIK	Name of Securities Exchange if Publicly Traded (U.S. or International)	Names of Parent, Subsidiaries Or Affiliates	Domiciliary Location	Relationship to Reporting Entity	Directly Controlled by (Name of Entity/Person)	Type of Control (Ownership, Board, Management, Attorney-in-Fact, Influence, Other)	If Control is Ownership Provide Percentage	Ultimate Controlling Entity(ies)/Person(s)	Is an SCA Filing Required? (Y/N)	*
		.00000	45-2684108				SCA Indiana Holdings, LLC	DE	NIA	SunSurgery, LLC	Ownership	25.000	UnitedHealth Group Incorporated		
		.00000	85-2044403				SCA Lutheran Holdings, LLC	DE	NIA	SC Affiliates, LLC	Ownership	100.000	UnitedHealth Group Incorporated		
		.00000	85-2302375				SCA Mohawk Holdings, LLC	DE	NIA	SC Affiliates, LLC	Ownership	100.000	UnitedHealth Group Incorporated		
		.00000	62-1505276				SCA of Clarksville, Inc.	TN	NIA	Surgical Health, LLC	Ownership	100.000	UnitedHealth Group Incorporated		
		.00000	85-2065454				SCA Outside New Jersey, LLC	DE	NIA	SC Affiliates, LLC	Ownership	100.000	UnitedHealth Group Incorporated		
		.00000	27-1707364				SCA Pacific Holdings, Inc.	CA	NIA	SC Affiliates, LLC	Ownership	100.000	UnitedHealth Group Incorporated		
		.00000	85-1370857				SCA Palisades Holdings, LLC	DC	NIA	SC Affiliates, LLC	Ownership	100.000	UnitedHealth Group Incorporated		
		.00000	46-1686425				SCA Pennsylvania Holdings, LLC	DE	NIA	Surgery Center Holding, LLC	Ownership	100.000	UnitedHealth Group Incorporated		
		.00000	85-0817999				SCA Pinnacle Holdings, LLC	DE	NIA	SC Affiliates, LLC	Ownership	100.000	UnitedHealth Group Incorporated		
		.00000	72-1386840				SCA Premier Surgery Center of Louisville, LLC	DE	NIA	SC Affiliates, LLC	Ownership	100.000	UnitedHealth Group Incorporated		
		.00000	81-5211225				SCA Rockledge JV, LLC	DE	NIA	SCA-Merritt, LLC	Ownership	97.003	UnitedHealth Group Incorporated		
		.00000	81-5211225				SCA Rockledge JV, LLC	DE	NIA	Endoscopy Center Affiliates, Inc.	Ownership	1.000	UnitedHealth Group Incorporated		
		.00000	45-4252645				SCA ROCS Holdings, LLC	DE	NIA	SunSurgery, LLC	Ownership	25.000	UnitedHealth Group Incorporated		
		.00000	45-4252645				SCA ROCS Holdings, LLC	DE	NIA	Surgery Center Holding, LLC	Ownership	25.000	UnitedHealth Group Incorporated		
		.00000	45-4252645				SCA ROCS Holdings, LLC	DE	NIA	SC Affiliates, LLC	Ownership	25.000	UnitedHealth Group Incorporated		
		.00000	45-4252645				SCA ROCS Holdings, LLC	DE	NIA	National Surgery Centers, LLC	Ownership	25.000	UnitedHealth Group Incorporated		
		.00000	84-3689385				SCA Sage Medical MSO, LLC	DE	NIA	SCA Sage Medical, LLC	Ownership	26.000	UnitedHealth Group Incorporated		
		.00000	84-3673924				SCA Sage Medical, LLC	DE	NIA	SC Affiliates, LLC	Ownership	100.000	UnitedHealth Group Incorporated		3
		.00000	85-2811475				SCA San Diego Holdings, LLC	DE	NIA	SCA-San Diego, Inc.	Ownership	100.000	UnitedHealth Group Incorporated		
		.00000	85-2235871				SCA Skyway Holdings, LLC	DE	NIA	SC Affiliates, LLC	Ownership	100.000	UnitedHealth Group Incorporated		
		.00000	47-4928368				SCA Southwestern PA, LLC	DE	NIA	SC Affiliates, LLC	Ownership	100.000	UnitedHealth Group Incorporated		
		.00000	47-3165040				SCA Specialists of Florida, LLC	DE	NIA	SCA Surgery Holdings, LLC	Ownership	100.000	UnitedHealth Group Incorporated		
		.00000	85-2786147				SCA Specialty Holdings of Connecticut, LLC	DE	NIA	SC Affiliates, LLC	Ownership	100.000	UnitedHealth Group Incorporated		
		.00000	85-2811679				SCA Spectrum Holdings, LLC	DE	NIA	SC Affiliates, LLC	Ownership	100.000	UnitedHealth Group Incorporated		
		.00000	45-4266502				SCA SSSC Holdings, LLC	DE	NIA	Surgery Center Holding, LLC	Ownership	25.000	UnitedHealth Group Incorporated		
		.00000	45-4266502				SCA SSSC Holdings, LLC	DE	NIA	SC Affiliates, LLC	Ownership	25.000	UnitedHealth Group Incorporated		
		.00000	45-4266502				SCA SSSC Holdings, LLC	DE	NIA	National Surgery Centers, LLC	Ownership	25.000	UnitedHealth Group Incorporated		
		.00000	45-4266502				SCA SSSC Holdings, LLC	DE	NIA	SunSurgery, LLC	Ownership	25.000	UnitedHealth Group Incorporated		
		.00000	47-5038680				SCA Stonegate Holdings, LLC	DE	NIA	SCA Austin Holdings, LLC	Ownership	100.000	UnitedHealth Group Incorporated		
		.00000	26-2602268				SCA Surgery Holdings, LLC	DE	NIA	Surgical Care Affiliates, LLC	Ownership	100.000	UnitedHealth Group Incorporated		
		.00000	75-2501088				SCA Surgicare of Laguna Hills, LLC	DE	NIA	Surgery Center Holding, LLC	Ownership	100.000	UnitedHealth Group Incorporated		
		.00000	74-2555097				SCA-Albuquerque Surgery Properties, Inc.	NM	NIA	SC Affiliates, LLC	Ownership	100.000	UnitedHealth Group Incorporated		
		.00000	47-1807383				SCA-Alliance, LLC	DE	NIA	SCA Surgery Holdings, LLC	Ownership	51.000	UnitedHealth Group Incorporated		
		.00000	82-4763869				SCA-Anne Arundel, LLC	DE	NIA	SC Affiliates, LLC	Ownership	100.000	UnitedHealth Group Incorporated		
		.00000	83-2703057				SCA-AppleCare Partners, LLC	DE	NIA	SCA-Downey, LLC	Ownership	69.999	UnitedHealth Group Incorporated		
		.00000	82-3857984				SCA-Bethesda, LLC	DE	NIA	SC Affiliates, LLC	Ownership	96.064	UnitedHealth Group Incorporated		
		.00000	62-1530120				SCA-Blue Ridge, LLC	DE	NIA	SC Affiliates, LLC	Ownership	100.000	UnitedHealth Group Incorporated		
		.00000	83-1529292				SCA-Bonita Springs, LLC	DE	NIA	SC Affiliates, LLC	Ownership	100.000	UnitedHealth Group Incorporated		
		.00000	82-1980137				SCA-Brandon, LLC	DE	NIA	SC Affiliates, LLC	Ownership	100.000	UnitedHealth Group Incorporated		
		.00000	83-1094012				SCA-Castle Rock, LLC	DE	NIA	SC Affiliates, LLC	Ownership	100.000	UnitedHealth Group Incorporated		
		.00000	47-1535510				SCA-Central Florida, LLC	FL	NIA	SC Affiliates, LLC	Ownership	53.364	UnitedHealth Group Incorporated		
		.00000	58-1709758				SCA-Charleston, LLC	DE	NIA	SCA Surgery Holdings, LLC	Ownership	100.000	UnitedHealth Group Incorporated		
		.00000	82-4511713				SCA-Chatham, LLC	DE	NIA	SC Affiliates, LLC	Ownership	100.000	UnitedHealth Group Incorporated		
		.00000	81-3301058				SCA-Chevy Chase, LLC	DE	NIA	SC Affiliates, LLC	Ownership	100.000	UnitedHealth Group Incorporated		
		.00000	62-1516306				SCA-Citrus, Inc.	TN	NIA	SC Affiliates, LLC	Ownership	100.000	UnitedHealth Group Incorporated		
		.00000	83-1541326				SCA-Colonial Partners, LLC	DE	NIA	SCA-Ft. Myers, LLC	Ownership	69.698	UnitedHealth Group Incorporated		
		.00000	93-1047471				SCA-Colorado Springs, LLC	DE	NIA	SC Affiliates, LLC	Ownership	100.000	UnitedHealth Group Incorporated		
		.00000	83-1585952				SCA-Connecticut Partners, LLC	DE	NIA	SunSurgery, LLC	Ownership	100.000	UnitedHealth Group Incorporated		
		.00000	47-4028383				SCA-Davenport, LLC	DE	NIA	SC Affiliates, LLC	Ownership	100.000	UnitedHealth Group Incorporated		
		.00000	84-2003112				SCA-Denver Physicians Holdings, LLC	DE	NIA	SCA-Denver, LLC	Ownership	54.700	UnitedHealth Group Incorporated		
		.00000	84-2997638				SCA-Denver, LLC	DE	NIA	SC Affiliates, LLC	Ownership	100.000	UnitedHealth Group Incorporated		
		.00000	82-1470227				SCA-Derry, LLC	DE	NIA	SC Affiliates, LLC	Ownership	78.873	UnitedHealth Group Incorporated		
		.00000	81-3734814				SCA-Doral, LLC	DE	NIA	SC Affiliates, LLC	Ownership	100.000	UnitedHealth Group Incorporated		

**SCHEDULE Y**  
**PART 1A - DETAIL OF INSURANCE HOLDING COMPANY SYSTEM**

1	2	3	4	5	6	7	8	9	10	11	12	13	14	15	16
Group Code	Group Name	NAIC Company Code	ID Number	Federal RSSD	CIK	Name of Securities Exchange if Publicly Traded (U.S. or International)	Names of Parent, Subsidiaries Or Affiliates	Domiciliary Location	Relationship to Reporting Entity	Directly Controlled by (Name of Entity/Person)	Type of Control (Ownership, Board, Management, Attorney-in-Fact, Influence, Other)	If Control is Ownership Provide Percentage	Ultimate Controlling Entity(ies)/Person(s)	Is an SCA Filing Required? (Y/N)	*
		.00000	83-3055579				SCA-Downey, LLC	DE	NIA	SC Affiliates, LLC	Ownership	100.000	UnitedHealth Group	Incorporated	
		.00000	83-1093886				SCA-Dry Creek, LLC	DE	NIA	SC Affiliates, LLC	Ownership	100.000	UnitedHealth Group	Incorporated	
		.00000	81-1594261				SCA-Dublin, LLC	DE	NIA	SC Affiliates, LLC	Ownership	100.000	UnitedHealth Group	Incorporated	
		.00000	81-3301305				SCA-Encinitas, Inc.	DE	NIA	Surgical Health, LLC	Ownership	100.000	UnitedHealth Group	Incorporated	
		.00000	62-1541235				SCA-Eugene, Inc.	TN	NIA	SC Affiliates, LLC	Ownership	100.000	UnitedHealth Group	Incorporated	
		.00000	83-2805878				SCA-First Coast, LLC	DE	NIA	SC Affiliates, LLC	Ownership	100.000	UnitedHealth Group	Incorporated	
		.00000	62-1551099				SCA-Florence, LLC	DE	NIA	SC Affiliates, LLC	Ownership	100.000	UnitedHealth Group	Incorporated	
		.00000	93-1067967				SCA-Fort Collins, Inc.	CO	NIA	SC Affiliates, LLC	Ownership	100.000	UnitedHealth Group	Incorporated	
		.00000	62-1502719				SCA-Fort Walton, Inc.	TN	NIA	SC Affiliates, LLC	Ownership	100.000	UnitedHealth Group	Incorporated	
		.00000	47-3641516				SCA-Franklin, LLC	DE	NIA	SC Affiliates, LLC	Ownership	100.000	UnitedHealth Group	Incorporated	
		.00000	81-2727879				SCA-Frederick, LLC	DE	NIA	SC Affiliates, LLC	Ownership	100.000	UnitedHealth Group	Incorporated	
		.00000	82-3535257				SCA-Freeway Holdings, LLC	DE	NIA	SC Affiliates, LLC	Ownership	100.000	UnitedHealth Group	Incorporated	
		.00000	36-4907566				SCA-Ft. Myers, LLC	DE	NIA	SC Affiliates, LLC	Ownership	100.000	UnitedHealth Group	Incorporated	
		.00000	62-1547690				SCA-Gainesville, LLC	DE	NIA	SC Affiliates, LLC	Ownership	100.000	UnitedHealth Group	Incorporated	
		.00000	81-1956407				SCA-Gladiolus, LLC	DE	NIA	SC Affiliates, LLC	Ownership	100.000	UnitedHealth Group	Incorporated	
		.00000	83-4156034				SCA-Glenwood Holdings, LLC	DE	NIA	Glenwood-SC, Inc.	Ownership	79.447	UnitedHealth Group	Incorporated	
		.00000	82-1438326				SCA-Grants Pass, LLC	DE	NIA	SC Affiliates, LLC	Ownership	100.000	UnitedHealth Group	Incorporated	
		.00000	81-2376695				SCA-Grove Place, LLC	DE	NIA	SC Affiliates, LLC	Ownership	100.000	UnitedHealth Group	Incorporated	
		.00000	47-3466283				SCA-Hagerstown, LLC	DE	NIA	SC Affiliates, LLC	Ownership	100.000	UnitedHealth Group	Incorporated	
		.00000	81-4605501				SCA-Hamden, LLC	DE	NIA	SC Affiliates, LLC	Ownership	100.000	UnitedHealth Group	Incorporated	
		.00000	47-5229514				SCA-Hilton Head, LLC	DE	NIA	SC Affiliates, LLC	Ownership	100.000	UnitedHealth Group	Incorporated	
		.00000	62-1506650				SCA-Honolulu, LLC	DE	NIA	SC Affiliates, LLC	Ownership	100.000	UnitedHealth Group	Incorporated	
		.00000	81-3445356				SCA-Houston Executive, LLC	DE	NIA	SC Affiliates, LLC	Ownership	100.000	UnitedHealth Group	Incorporated	
		.00000	81-1666861				SCA-Illinois, LLC	DE	NIA	SCA Surgery Holdings, LLC	Ownership	100.000	UnitedHealth Group	Incorporated	
		.00000	47-3930052				SCA-IT Holdings, LLC	DE	NIA	SC Affiliates, LLC	Ownership	100.000	UnitedHealth Group	Incorporated	
		.00000	83-3090526				SCA-JPM Holdings, LLC	DE	NIA	SC Affiliates, LLC	Ownership	100.000	UnitedHealth Group	Incorporated	
		.00000	83-1102109				SCA-Kissing Camels Holdings, LLC	DE	NIA	SCA Surgery Holdings, LLC	Ownership	100.000	UnitedHealth Group	Incorporated	
		.00000	81-4292506				SCA-Main Street, LLC	DE	NIA	SC Affiliates, LLC	Ownership	100.000	UnitedHealth Group	Incorporated	
		.00000	47-1751165				SCA-Marina del Rey, LLC	CA	NIA	SC Affiliates, LLC	Ownership	100.000	UnitedHealth Group	Incorporated	
		.00000	81-1367813				SCA-MC VBP, Inc.	DE	NIA	SC Affiliates, LLC	Ownership	100.000	UnitedHealth Group	Incorporated	
		.00000	62-1184188				SCA-Mecklenburg Development Corp.	NC	NIA	SC Affiliates, LLC	Ownership	100.000	UnitedHealth Group	Incorporated	
		.00000	81-4616104				SCA-Memorial City, LLC	DE	NIA	SC Affiliates, LLC	Ownership	100.000	UnitedHealth Group	Incorporated	
		.00000	83-3709010				SCA-Memorial, LLC	DE	NIA	SC Affiliates, LLC	Ownership	100.000	UnitedHealth Group	Incorporated	
		.00000	81-1771410				SCA-Merritt, LLC	DE	NIA	SC Affiliates, LLC	Ownership	100.000	UnitedHealth Group	Incorporated	
		.00000	82-2455773				SCA-Midlands, LLC	DE	NIA	SC Affiliates, LLC	Ownership	100.000	UnitedHealth Group	Incorporated	
		.00000	81-2976543				SCA-Midway Management, LLC	IL	NIA	SC Affiliates, LLC	Ownership	100.000	UnitedHealth Group	Incorporated	
		.00000	80-0070617				SCA-Mobile, LLC	DE	NIA	SC Affiliates, LLC	Ownership	100.000	UnitedHealth Group	Incorporated	
		.00000	81-1065674				SCA-Mokena, LLC	DE	NIA	SC Affiliates, LLC	Ownership	100.000	UnitedHealth Group	Incorporated	
		.00000					SCA-Morris Avenue, LLC	DE	NIA	SC Affiliates, LLC	Ownership	100.000	UnitedHealth Group	Incorporated	
		.00000	84-4936803				SCA-Morris County, LLC	DE	NIA	SC Affiliates, LLC	Ownership	100.000	UnitedHealth Group	Incorporated	
		.00000	62-1506655				SCA-Mt. Pleasant, LLC	DE	NIA	SC Affiliates, LLC	Ownership	100.000	UnitedHealth Group	Incorporated	
		.00000	81-2850365				SCA-Naperville, LLC	DE	NIA	SC Affiliates, LLC	Ownership	100.000	UnitedHealth Group	Incorporated	
		.00000	82-3002171				SCA-Naples, LLC	DE	NIA	SC Affiliates, LLC	Ownership	100.000	UnitedHealth Group	Incorporated	
		.00000	47-4418919				SCA-New Jersey, LLC	DE	NIA	SC Affiliates, LLC	Ownership	100.000	UnitedHealth Group	Incorporated	
		.00000	47-1760663				SCA-Newport Beach, LLC	CA	NIA	SC Affiliates, LLC	Ownership	100.000	UnitedHealth Group	Incorporated	
		.00000	81-3445510				SCA-Palm Beach MSO Holdings, LLC	DE	NIA	SunSurgery, LLC	Ownership	100.000	UnitedHealth Group	Incorporated	
		.00000	82-3050836				SCA-Palm Beach, LLC	DE	NIA	SC Affiliates, LLC	Ownership	100.000	UnitedHealth Group	Incorporated	
		.00000	84-3367495				SCA-Panama City Holdings, LLC	DE	NIA	SC Affiliates, LLC	Ownership	100.000	UnitedHealth Group	Incorporated	
		.00000	62-1538850				SCA-Paoli, LLC	DE	NIA	SC Affiliates, LLC	Ownership	100.000	UnitedHealth Group	Incorporated	
		.00000	47-2785908				SCA-Phoenix, LLC	DE	NIA	SC Affiliates, LLC	Ownership	100.000	UnitedHealth Group	Incorporated	
		.00000	47-1620189				SCA-Pocono, LLC	DE	NIA	SC Affiliates, LLC	Ownership	100.000	UnitedHealth Group	Incorporated	
		.00000	81-4139195				SCA-Portland, LLC	DE	NIA	SC Affiliates, LLC	Ownership	100.000	UnitedHealth Group	Incorporated	
		.00000	83-4121074				SCA-Practice Partners Holdings, LLC	DE	NIA	SC Affiliates, LLC	Ownership	100.000	UnitedHealth Group	Incorporated	
		.00000	81-4304317				SCA-River Valley, LLC	DE	NIA	SC Affiliates, LLC	Ownership	100.000	UnitedHealth Group	Incorporated	

STATEMENT AS OF SEPTEMBER 30, 2020 OF THE UnitedHealthcare of New England, Inc.

**SCHEDULE Y**  
**PART 1A - DETAIL OF INSURANCE HOLDING COMPANY SYSTEM**

1	2	3	4	5	6	7	8	9	10	11	12	13	14	15	16
Group Code	Group Name	NAIC Company Code	ID Number	Federal RSSD	CIK	Name of Securities Exchange if Publicly Traded (U.S. or International)	Names of Parent, Subsidiaries Or Affiliates	Domiciliary Location	Relationship to Reporting Entity	Directly Controlled by (Name of Entity/Person)	Type of Control (Ownership, Board, Management, Attorney-in-Fact, Influence, Other)	If Control is Ownership Provide Percentage	Ultimate Controlling Entity(ies)/Person(s)	Is an SCA Filing Required? (Y/N)	*
		.0000	83-2111732				SCA-Riverside Partners, LLC	DE	NIA	SCA-Riverside, LLC	Ownership	51.000	UnitedHealth Group Incorporated		
		.0000	83-2721919				SCA-Riverside, LLC	DE	NIA	SC Affiliates, LLC	Ownership	100.000	UnitedHealth Group Incorporated		
		.0000	47-1647512				SCA-Rockville, LLC	DE	NIA	SC Affiliates, LLC	Ownership	100.000	UnitedHealth Group Incorporated		
		.0000	85-0563422				SCA-Sacred Heart Holdings, LLC	DE	NIA	SC Affiliates, LLC	Ownership	100.000	UnitedHealth Group Incorporated		
		.0000	81-2963561				SCA-San Diego, Inc.	DE	NIA	Surgical Health, LLC	Ownership	100.000	UnitedHealth Group Incorporated		
		.0000	94-3138088				SCA-San Luis Obispo, LLC	DE	NIA	SC Affiliates, LLC	Ownership	100.000	UnitedHealth Group Incorporated		
		.0000	47-1685878				SCA-Sand Lake, LLC	FL	NIA	SC Affiliates, LLC	Ownership	79.594	UnitedHealth Group Incorporated		
		.0000	88-0185362				SCA-Santa Rosa, Inc.	NV	NIA	SC Affiliates, LLC	Ownership	100.000	UnitedHealth Group Incorporated		
		.0000	81-3300613				SCA-Somerset, LLC	DE	NIA	SCA Surgery Holdings, LLC	Ownership	100.000	UnitedHealth Group Incorporated		
		.0000	47-2676325				SCA-Sparta, LLC	DE	NIA	SC Affiliates, LLC	Ownership	100.000	UnitedHealth Group Incorporated		
		.0000	82-4490888				SCA-Spartanburg Holdings, LLC	DE	NIA	SC Affiliates, LLC	Ownership	100.000	UnitedHealth Group Incorporated		
		.0000	84-4677051				SCA-St. Louis Holdings, LLC	DE	NIA	SC Affiliates, LLC	Ownership	100.000	UnitedHealth Group Incorporated		
		.0000	47-4106989				SCA-St. Louis, LLC	DE	NIA	Surgical Health, LLC	Ownership	100.000	UnitedHealth Group Incorporated		
		.0000	82-3270591				SCA-St. Lucie, LLC	DE	NIA	SC Affiliates, LLC	Ownership	100.000	UnitedHealth Group Incorporated		
		.0000	81-4371453				SCA-Surgicare, LLC	DE	NIA	SC Affiliates, LLC	Ownership	100.000	UnitedHealth Group Incorporated		
		.0000	81-2455241				SCA-SwiftPath, LLC	DE	NIA	SC Affiliates, LLC	Ownership	100.000	UnitedHealth Group Incorporated		
		.0000	82-1987225				SCA-Verta, LLC	DE	NIA	SC Affiliates, LLC	Ownership	100.000	UnitedHealth Group Incorporated		
		.0000	85-1998338				SCA-VLR Holdings Company, LLC	DE	NIA	SCA Denver Holdings, LLC	Ownership	51.000	UnitedHealth Group Incorporated		
		.0000	82-2294882				SCA-Wake Forest, LLC	DE	NIA	SC Affiliates, LLC	Ownership	100.000	UnitedHealth Group Incorporated		
		.0000	82-1449412				SCA-Western Connecticut, LLC	DE	NIA	SC Affiliates, LLC	Ownership	67.000	UnitedHealth Group Incorporated		
		.0000	82-3689825				SCA-Westover Hills, LLC	DE	NIA	SC Affiliates, LLC	Ownership	100.000	UnitedHealth Group Incorporated		
		.0000	83-3082789				SCA-Wilmington, LLC	DE	NIA	SC Affiliates, LLC	Ownership	100.000	UnitedHealth Group Incorporated		
		.0000	47-2890788				SCA-Wilson, LLC	DE	NIA	SCA Surgery Holdings, LLC	Ownership	100.000	UnitedHealth Group Incorporated		
		.0000	81-1159878				SCA-Winchester, LLC	DE	NIA	SC Affiliates, LLC	Ownership	100.000	UnitedHealth Group Incorporated		
		.0000	62-1525777				SCA-Winter Park, Inc.	TN	NIA	SC Affiliates, LLC	Ownership	100.000	UnitedHealth Group Incorporated		
		.0000	82-3528300				SCA-Woodlands Holdings, LLC	DE	NIA	SC Affiliates, LLC	Ownership	100.000	UnitedHealth Group Incorporated		
		.0000	81-4905342				SCAI Holdings, LLC	DE	NIA	SCA HoldCo, Inc.	Ownership	100.000	UnitedHealth Group Incorporated		
		.0000					Scanner Centromed S.A.	CHL	NIA	Administradora Médica Centromed S.A.	Ownership	84.500	UnitedHealth Group Incorporated		1
		.0000	85-2316290				SCA-SCLA Holdings, LLC	DE	NIA	SCA Lutheran Holdings, LLC	Ownership	51.000	UnitedHealth Group Incorporated		
		.0000	27-2635371				SCP Specialty Infusion, LLC	DE	NIA	Optum Infusion Services 500, Inc.	Ownership	100.000	UnitedHealth Group Incorporated		
		.0000	98-1202716				Seisa Serviços Integrados de Saúde Ltda.	BRA	NIA	Cemed Care – Empresa de Atendimento Clínico Geral Ltda.	Ownership	0.000	UnitedHealth Group Incorporated		
		.0000	98-1202716				Seisa Serviços Integrados de Saúde Ltda.	BRA	NIA	Amil Assistência Médica Internacional S.A.	Ownership	100.000	UnitedHealth Group Incorporated		
		.0000	86-0739432				Senior Benefits, L.L.C.	AZ	NIA	USHEALTH Career Agency, Inc.	Ownership	100.000	UnitedHealth Group Incorporated		
		.0000	27-1533951				Serquinox Holdings LLC	DE	NIA	Optum Infusion Services 500, Inc.	Ownership	100.000	UnitedHealth Group Incorporated		
		.0000					Servicios de Entrenamiento en Competencias Clínicas Ltda.	CHL	NIA	Sociedad de Inversiones Santa María SpA	Ownership	0.100	UnitedHealth Group Incorporated		
		.0000					Servicios de Entrenamiento en Competencias Clínicas Ltda.	CHL	NIA	Clínica Santa María S.A.	Ownership	99.900	UnitedHealth Group Incorporated		
		.0000					Servicios Integrados de Salud Ltda.	CHL	NIA	Clínica Santa María S.A.	Ownership	0.100	UnitedHealth Group Incorporated		
		.0000					Servicios Integrados de Salud Ltda.	CHL	NIA	Clínica Dávila y Servicios Médicos S.A.	Ownership	99.900	UnitedHealth Group Incorporated		
		.0000					Servicios Médicos Amed Quilpué S.A.	CHL	NIA	Laboratorios Médicos Amed Quilpué S.A.	Ownership	0.100	UnitedHealth Group Incorporated		
		.0000					Servicios Médicos Amed Quilpué S.A.	CHL	NIA	Centromed Quilpué S.A.	Ownership	99.900	UnitedHealth Group Incorporated		
		.0000					Servicios Médicos Bío Bío Ltda.	CHL	NIA	Saden S.A.	Ownership	1.000	UnitedHealth Group Incorporated		
		.0000					Servicios Médicos Bío Bío Ltda.	CHL	NIA	Clínica Bío Bío S.A.	Ownership	99.000	UnitedHealth Group Incorporated		
		.0000					Servicios Médicos Ciudad del Mar Ltda.	CHL	NIA	Saden S.A.	Ownership	1.000	UnitedHealth Group Incorporated		
		.0000					Servicios Médicos Ciudad del Mar Ltda.	CHL	NIA	Clínica Ciudad del Mar S.A.	Ownership	99.000	UnitedHealth Group Incorporated		
		.0000					Servicios Médicos Santa María Limitada	CHL	NIA	Sociedad de Inversiones Santa María SpA	Ownership	99.176	UnitedHealth Group Incorporated		
		.0000					Servicios Médicos Santa María Limitada	CHL	NIA	Clínica Santa María S.A.	Ownership	0.824	UnitedHealth Group Incorporated		
		.0000					Servicios Médicos Vespucio Ltda.	CHL	NIA	Saden S.A.	Ownership	1.000	UnitedHealth Group Incorporated		
		.0000					Servicios Médicos Vespucio Ltda.	CHL	NIA	Clínica Vespucio S.A.	Ownership	99.000	UnitedHealth Group Incorporated		
		.0000	58-1978974				SHC Atlanta, LLC	DE	NIA	Surgical Health, LLC	Ownership	100.000	UnitedHealth Group Incorporated		
		.0000	58-2013443				SHC Austin, Inc.	GA	NIA	Surgical Health, LLC	Ownership	100.000	UnitedHealth Group Incorporated		

16.25

STATEMENT AS OF SEPTEMBER 30, 2020 OF THE UnitedHealthcare of New England, Inc.

**SCHEDULE Y**  
**PART 1A - DETAIL OF INSURANCE HOLDING COMPANY SYSTEM**

1	2	3	4	5	6	7	8	9	10	11	12	13	14	15	16
Group Code	Group Name	NAIC Company Code	ID Number	Federal RSSD	CIK	Name of Securities Exchange if Publicly Traded (U.S. or International)	Names of Parent, Subsidiaries Or Affiliates	Domiciliary Location	Relationship to Reporting Entity	Directly Controlled by (Name of Entity/Person)	Type of Control (Ownership, Board, Management, Attorney-in-Fact, Influence, Other)	If Control is Ownership Provide Percentage	Ultimate Controlling Entity(ies)/Person(s)	Is an SCA Filing Required? (Y/N)	*
		.0000	58-2062812				SHC Hawthorn, Inc.	.GA	NIA	Surgical Health, LLC	Ownership	100.000	UnitedHealth Group Incorporated		
		.0000	58-2101924				SHC Melbourne, Inc.	.GA	NIA	Surgical Health, LLC	Ownership	100.000	UnitedHealth Group Incorporated		
.0707	UnitedHealth Group Incorporated	.71420	94-0734860				Sierra Health and Life Insurance Company, Inc.	.NV	.IA	Sierra Health Services, Inc.	Ownership	100.000	UnitedHealth Group Incorporated		
		.00000	88-0200415				Sierra Health Services, Inc.	.NV	NIA	UnitedHealthcare, Inc.	Ownership	100.000	UnitedHealth Group Incorporated		
		.00000	88-0254322				Sierra Health-Care Options, Inc.	.NV	NIA	Sierra Health Services, Inc.	Ownership	100.000	UnitedHealth Group Incorporated		
		.00000	88-0385705				Sierra Home Medical Products, Inc.	.NV	NIA	Sierra Health Services, Inc.	Ownership	100.000	UnitedHealth Group Incorporated		
		.00000	88-0264562				Sierra Nevada Administrators, Inc.	.NV	NIA	Sierra Health Services, Inc.	Ownership	100.000	UnitedHealth Group Incorporated		
		.00000	20-1004228				Small Business Insurance Advisors, Inc.	.TX	NIA	USHEALTH Group, Inc.	Ownership	100.000	UnitedHealth Group Incorporated		
		.00000					Sobam - Centro Médico Hospitalar S.A.	.BRA	.IA	Santa Helena Assistência Médica S.A.	Ownership	98.088	UnitedHealth Group Incorporated		
		.00000					Sobam - Centro Médico Hospitalar S.A.	.BRA	.IA	CMO - Centro Médico de Oftalmologia S/S Ltda.	Ownership	1.912	UnitedHealth Group Incorporated		
		.00000	98-1453235				Sociedad de Inversiones Santa María SpA	.CHL	NIA	Clínica Santa María S.A.	Ownership	99.743	UnitedHealth Group Incorporated		
		.00000	98-1453235				Sociedad de Inversiones Santa María SpA	.CHL	NIA	Clínica Dávila y Servicios Médicos S.A.	Ownership	0.257	UnitedHealth Group Incorporated		
		.00000	98-1462570				Sociedad Editorial para la Ciencia Ltda.	.COL	NIA	Constructora Inmobiliaria Magapoq S.A.	Ownership	0.000	UnitedHealth Group Incorporated		1
		.00000	98-1462570				Sociedad Editorial para la Ciencia Ltda.	.COL	NIA	Banmedica S.A.	Ownership	76.290	UnitedHealth Group Incorporated		1
		.00000	20-8433398				Somerset Outpatient Surgery, L.L.C.	.NJ	NIA	SCA-Somerset, LLC	Ownership	59.516	UnitedHealth Group Incorporated		
		.00000	75-2723958				South Arlington Surgical Providers, LLC	.TX	NIA	Surgical Care Affiliates, LLC	Influence		UnitedHealth Group Incorporated		
		.00000					Southern California Medical Practice Concepts, LLC	.CA	NIA	Riverside Electronic Healthcare Resources, Inc.	Ownership	100.000	UnitedHealth Group Incorporated		2
		.00000	88-0201420				Southwest Medical Associates, Inc.	.NV	NIA	Sierra Health Services, Inc.	Ownership	100.000	UnitedHealth Group Incorporated		
		.00000	38-2609888				Southwest Michigan Health Network Inc.	.MI	NIA	UnitedHealthcare, Inc.	Ownership	100.000	UnitedHealth Group Incorporated		
		.00000	36-4369359				Southwest Surgery Center, LLC	.IL	NIA	SCA-Mokena, LLC	Ownership	54.299	UnitedHealth Group Incorporated		
		.00000	75-2516426				Space Coast Surgical Center, Ltd.	.FL	NIA	Endoscopy Center Affiliates, Inc.	Ownership	0.889	UnitedHealth Group Incorporated		
		.00000	75-2516426				Space Coast Surgical Center, Ltd.	.FL	NIA	SCA Rockledge JV, LLC	Ownership	52.191	UnitedHealth Group Incorporated		
		.00000	57-0953005				Spartanburg Surgery Center, LLC	.SC	NIA	SCA-Spartanburg Holdings, LLC	Ownership	10.700	UnitedHealth Group Incorporated		3
		.00000	55-0790742				Specialists in Urology Surgery Center, LLC	.FL	NIA	SCA Specialists of Florida, LLC	Ownership	100.000	UnitedHealth Group Incorporated		
		.00000	25-1968213				Specialized Pharmaceuticals, Inc.	.PA	NIA	QdL Acquisition Holdings Corp.	Ownership	100.000	UnitedHealth Group Incorporated		
		.00000	41-1921983				Specialty Benefits, LLC	.DE	NIA	United HealthCare Services, Inc.	Ownership	100.000	UnitedHealth Group Incorporated		
		.00000	20-1494993				Specialty Billing Solutions, LLC	.CO	NIA	Pinnacle III, LLC	Ownership	100.000	UnitedHealth Group Incorporated		
		.00000	20-3412545				Specialty Surgical Center, LLC	.NJ	NIA	SCA-Sparta, LLC	Ownership	51.000	UnitedHealth Group Incorporated		
		.00000	71-0886811				Spectera of New York, IPA, Inc.	.NY	NIA	Spectera, Inc.	Ownership	100.000	UnitedHealth Group Incorporated		
		.00000	52-1260282				Spectera, Inc.	.MD	NIA	Specialty Benefits, LLC	Ownership	100.000	UnitedHealth Group Incorporated		
		.00000	20-4615218				Sports and Spinal Physical Therapy, Inc.	.DC	NIA	Orthology Inc.	Ownership	100.000	UnitedHealth Group Incorporated		
		.00000	46-5587702				Spotlite, Inc.	.DE	NIA	Rally Health, Inc.	Ownership	100.000	UnitedHealth Group Incorporated		
		.00000	62-1770924				SRPS, LLC	.DE	NIA	Progressive Enterprises Holdings, Inc.	Ownership	100.000	UnitedHealth Group Incorporated		
		.00000	75-2201400				St. Cloud Outpatient Surgery, Ltd., a Minnesota Limited Partnership	.MN	NIA	St. Cloud Surgical Center, LLC	Ownership	18.724	UnitedHealth Group Incorporated		3
		.00000	41-1348916				St. Cloud Surgical Center, LLC	.DE	NIA	Surgery Center Holding, LLC	Ownership	100.000	UnitedHealth Group Incorporated		
		.00000	61-1748081				St. Louis Cardiovascular Institute, LLC	.MO	NIA	SCA-St. Louis Holdings, LLC	Ownership	51.000	UnitedHealth Group Incorporated		
		.00000	61-1754451				St. Louis Specialty Surgical Center, LLC	.MO	NIA	SCA-St. Louis Holdings, LLC	Ownership	51.000	UnitedHealth Group Incorporated		
		.00000	85-2023852				Stonegate JV Partners, LLC	.TX	NIA	SCA Stonegate Holdings, LLC	Ownership	39.216	UnitedHealth Group Incorporated		3
		.00000	20-1211544				Stonegate Surgery Center, L.P.	.TX	NIA	SCA Stonegate Holdings, LLC	Ownership	7.671	UnitedHealth Group Incorporated		
		.00000	20-1211544				Stonegate Surgery Center, L.P.	.TX	NIA	Stonegate JV Partners, LLC	Ownership	51.000	UnitedHealth Group Incorporated		
		.00000	06-1082848				SunSurgery, LLC	.DE	NIA	Surgical Care Affiliates, LLC	Ownership	100.000	UnitedHealth Group Incorporated		
		.00000	82-5164277				Surgery Center at Cherry Creek, LLC	.CO	NIA	SCA-Denver Physicians Holdings, LLC	Ownership	100.000	UnitedHealth Group Incorporated		
		.00000	82-5207693				Surgery Center at Kissing Camels, LLC	.CO	NIA	SCA-Kissing Camels Holdings, LLC	Ownership	67.806	UnitedHealth Group Incorporated		
		.00000	81-3129674				Surgery Center at St. Vincent, LLC	.OR	NIA	Providence & SCA On-Campus Holdings, LLC	Ownership	57.700	UnitedHealth Group Incorporated		3
		.00000	62-1739361				Surgery Center Holding, LLC	.DE	NIA	Surgical Care Affiliates, LLC	Ownership	100.000	UnitedHealth Group Incorporated		
		.00000	62-1509341				Surgery Center of Boca Raton, Inc.	.FL	NIA	Surgical Health, LLC	Ownership	100.000	UnitedHealth Group Incorporated		
		.00000	63-1214140				Surgery Center of Colorado Springs, LLC	.DE	NIA	SC Affiliates, LLC	Ownership	100.000	UnitedHealth Group Incorporated		
		.00000	42-1166764				Surgery Center of Des Moines, LLC	.DE	NIA	Surgery Center Holding, LLC	Ownership	100.000	UnitedHealth Group Incorporated		
		.00000	72-1349752				Surgery Center of Easton, LLC	.DE	NIA	SC Affiliates, LLC	Ownership	100.000	UnitedHealth Group Incorporated		
		.00000	63-1212213				Surgery Center of Ellicott City, Inc.	.DE	NIA	SC Affiliates, LLC	Ownership	100.000	UnitedHealth Group Incorporated		

STATEMENT AS OF SEPTEMBER 30, 2020 OF THE UnitedHealthcare of New England, Inc.

**SCHEDULE Y**  
**PART 1A - DETAIL OF INSURANCE HOLDING COMPANY SYSTEM**

1	2	3	4	5	6	7	8	9	10	11	12	13	14	15	16
Group Code	Group Name	NAIC Company Code	ID Number	Federal RSSD	CIK	Name of Securities Exchange if Publicly Traded (U.S. or International)	Names of Parent, Subsidiaries Or Affiliates	Domi-ciliary Location	Relation-ship to Reporting Entity	Directly Controlled by (Name of Entity/Person)	Type of Control (Ownership, Board, Management, Attorney-in-Fact, Influence, Other)	If Control is Ownership Provide Percentage	Ultimate Controlling Entity(ies)/Person(s)	Is an SCA Filing Re-quired? (Y/N)	*
		.00000	20-1733152				Surgery Center of Fairfield County, LLC	DE	NIA	SCA-Connecticut Partners, LLC	Ownership	57.644	UnitedHealth Group Incorporated		
		.00000	62-1179539				Surgery Center of Lexington, LLC	DE	NIA	SC Affiliates, LLC	Ownership	49.000	UnitedHealth Group Incorporated		3
		.00000	62-1179537				Surgery Center of Louisville, LLC	DE	NIA	SC Affiliates, LLC	Ownership	100.000	UnitedHealth Group Incorporated		
		.00000	63-1231944				Surgery Center of Maui, LLC	DE	NIA	SC Affiliates, LLC	Ownership	100.000	UnitedHealth Group Incorporated		
		.00000	83-2600045				Surgery Center of Mt. Scott, LLC	OR	NIA	Providence & SCA Off-Campus Holdings, LLC	Ownership	51.000	UnitedHealth Group Incorporated		3
		.00000	63-1194204				Surgery Center of Muskogee, LLC	DE	NIA	SC Affiliates, LLC	Ownership	100.000	UnitedHealth Group Incorporated		
		.00000	11-3701564				Surgery Center of Rockville, L.L.C.	MD	NIA	SCA-Rockville, LLC	Ownership	59.000	UnitedHealth Group Incorporated		
		.00000	63-1212214				Surgery Center of Southern Pines, LLC	DE	NIA	Surgery Center Holding, LLC	Ownership	100.000	UnitedHealth Group Incorporated		
		.00000	82-3448050				Surgery Center of The Woodlands, LLC	TX	NIA	SCA-Woodlands Holdings, LLC	Ownership	54.790	UnitedHealth Group Incorporated		
		.00000					Surgery Center of Wilmington Properties, LLC								
		.00000					Surgery Center of Wilmington, LLC	NC	NIA	Surgery Center of Wilmington, LLC	Ownership	100.000	UnitedHealth Group Incorporated		
		.00000					Surgery Center of Wilson, LLC	NC	NIA	SCA-Wilmington, LLC	Ownership	100.000	UnitedHealth Group Incorporated		
		.00000	26-1767806				Surgery Centers of Des Moines, Ltd., an Iowa Limited Partnership	IA	NIA	Surgery Center of Des Moines, LLC	Ownership	68.750	UnitedHealth Group Incorporated		
		.00000	36-3562598				Surgery Centers-West Holdings, LLC	DE	NIA	Surgical Care Affiliates, LLC	Ownership	100.000	UnitedHealth Group Incorporated		
		.00000	68-0282268				Surgical Care Affiliates, LLC	DE	NIA	SCAI Holdings, LLC	Ownership	100.000	UnitedHealth Group Incorporated		
		.00000	20-8922307				Surgical Care Partners of Melbourne, LLC	DE	NIA	SHC Melbourne, Inc.	Ownership	74.848	UnitedHealth Group Incorporated		
		.00000	46-2971080				Surgical Care Partners of Fort Worth, LLC	TX	NIA	Surgical Care Affiliates, LLC	Influence		UnitedHealth Group Incorporated		
		.00000	75-1925497				Surgical Center of Greensboro, LLC	NC	NIA	NSC Greensboro, LLC	Ownership	35.716	UnitedHealth Group Incorporated		3
		.00000	63-1251243				Surgical Center of Tuscaloosa Holdings, LLC	AL	NIA	Surgical Care Affiliates, LLC	Ownership	100.000	UnitedHealth Group Incorporated		
		.00000	65-1321064				Surgical Eye Experts, LLC	MA	NIA	Reliant Medical Group, Inc.	Ownership	100.000	UnitedHealth Group Incorporated		2
		.00000	83-3113263				Surgical Health Of Orlando, LLC	FL	NIA	Surgical Health, LLC	Ownership	81.763	UnitedHealth Group Incorporated		
		.00000	58-1941168				Surgical Health, LLC	DE	NIA	Surgical Care Affiliates, LLC	Ownership	100.000	UnitedHealth Group Incorporated		
		.00000	27-0168681				Surgical Hospital Holdings of Oklahoma, LLC	DE	NIA	SCA Surgery Holdings, LLC	Ownership	100.000	UnitedHealth Group Incorporated		
		.00000	84-4983977				Surgical Management Solutions, LLC	DE	NIA	SC Affiliates, LLC	Ownership	100.000	UnitedHealth Group Incorporated		
		.00000	64-0629000				Surgicare of Jackson, LLC	DE	NIA	Surgery Center Holding, LLC	Ownership	100.000	UnitedHealth Group Incorporated		
		.00000	75-2162993				Surgicare of Jackson, Ltd., a Mississippi Limited Partnership	MS	NIA	Surgicare of Jackson, LLC	Ownership	40.000	UnitedHealth Group Incorporated		3
		.00000	75-2287141				Surgicare of Joliet, Inc.	IL	NIA	Surgery Center Holding, LLC	Ownership	100.000	UnitedHealth Group Incorporated		
		.00000	75-2501191				Surgicare of La Veta, Inc.	CA	NIA	Surgery Centers-West Holdings, LLC	Ownership	100.000	UnitedHealth Group Incorporated		
		.00000	75-2507129				Surgicare of La Veta, Ltd., a California Limited Partnership	CA	NIA	Beach Surgical Holdings III, LLC	Ownership	28.333	UnitedHealth Group Incorporated		3
		.00000	41-1437636				Surgicare of Minneapolis, LLC	DE	NIA	Surgery Center Holding, LLC	Ownership	100.000	UnitedHealth Group Incorporated		
		.00000	41-1624905				Surgicare of Minneapolis, Ltd., a Minnesota Limited Partnership	MN	NIA	Surgicare of Minneapolis, LLC	Ownership	20.513	UnitedHealth Group Incorporated		3
		.00000	75-2459713				Surgicare of Mobile, LLC	DE	NIA	Surgery Center Holding, LLC	Ownership	100.000	UnitedHealth Group Incorporated		
		.00000	75-2459715				Surgicare of Mobile, Ltd.	AL	NIA	Surgicare of Mobile, LLC	Ownership	20.000	UnitedHealth Group Incorporated		3
		.00000	75-2448926				Surgicare of Oceanside, Inc.	CA	NIA	Surgery Center Holding, LLC	Ownership	100.000	UnitedHealth Group Incorporated		
		.00000	75-2184730				Surgicare of Owensboro, LLC	DE	NIA	Surgery Center Holding, LLC	Ownership	100.000	UnitedHealth Group Incorporated		
		.00000	75-2200171				Surgicare of Salem, LLC	DE	NIA	Surgery Center Holding, LLC	Ownership	100.000	UnitedHealth Group Incorporated		
		.00000	35-1975122				Surgicare, LLC	IN	NIA	SCA-Surgicare, LLC	Ownership	53.684	UnitedHealth Group Incorporated		
		.00000	82-3717201				SurgiCenter of San Antonio at Westover Hills, LLC	TX	NIA	SCA-Westover Hills, LLC	Ownership	48.105	UnitedHealth Group Incorporated		3
		.00000	95-3329855				Surgicenters of Southern California, Inc.	CA	NIA	Surgery Center Holding, LLC	Ownership	100.000	UnitedHealth Group Incorporated		
		.00000	85-0571986				SVHS-SCA Florida JV, LLC	DE	NIA	SCA-Sacred Heart Holdings, LLC	Ownership	51.000	UnitedHealth Group Incorporated		
		.00000	46-1536748				Symphonix Health Holdings LLC	DE	NIA	United HealthCare Services, Inc.	Ownership	100.000	UnitedHealth Group Incorporated		
.0707	UnitedHealth Group Incorporated	84549	38-2044243				Symphonix Health Insurance, Inc.	IL	IA	Symphonix Health Holdings LLC	Ownership	100.000	UnitedHealth Group Incorporated		
		.00000	98-1260384				Taidene Medical Ltd.	CAN	NIA	UnitedHealthcare Global Canada Limited HealthCare Partners Affiliates Medical Group	Ownership	49.000	UnitedHealth Group Incorporated		3
		.00000	93-1172065				Talbert Medical Group, P.C.	CA	NIA	Physician(s) Owned	Ownership	100.000	UnitedHealth Group Incorporated		2
		.00000	42-1446216				TeamMD Physicians, P.C.	IA	NIA	HealthMarkets Insurance Agency, Inc.	Influence		UnitedHealth Group Incorporated		2
		.00000	82-1019055				TeamUP Insurance Services, Inc.	CA	NIA	Clínica Santa María S.A.	Ownership	100.000	UnitedHealth Group Incorporated		
		.00000					Tecnología de Información en Salud S.A.	CHL	NIA		Ownership	50.000	UnitedHealth Group Incorporated		

16.27

STATEMENT AS OF SEPTEMBER 30, 2020 OF THE UnitedHealthcare of New England, Inc.

**SCHEDULE Y**  
**PART 1A - DETAIL OF INSURANCE HOLDING COMPANY SYSTEM**

1	2	3	4	5	6	7	8	9	10	11	12	13	14	15	16
Group Code	Group Name	NAIC Company Code	ID Number	Federal RSSD	CIK	Name of Securities Exchange if Publicly Traded (U.S. or International)	Names of Parent, Subsidiaries Or Affiliates	Domi-ciliary Location	Relation-ship to Reporting Entity	Directly Controlled by (Name of Entity/Person)	Type of Control (Ownership, Board, Management, Attorney-in-Fact, Influence, Other)	If Control is Ownership Provide Percentage	Ultimate Controlling Entity(ies)/Person(s)	Is an SCA Filing Re-quired? (Y/N)	*
		.0000					Tecnología de Información en Salud S.A.	.CHL	NIA	Clinica Dávila y Servicios Médicos S.A.	Ownership	50.000	UnitedHealth Group Incorporated		
		.0000	38-3897811				Texas Health Craig Ranch Surgery Center, LLC	.TX	NIA	Surgical Care Affiliates, LLC	Influence		UnitedHealth Group Incorporated		
		.0000	80-0866449				Texas Health Flower Mound Orthopedic Surgery Center, LLC	.TX	NIA	Surgical Care Affiliates, LLC	Influence		UnitedHealth Group Incorporated		
		.0000	81-4977249				Texas Health Orthopedic Surgery Center Alliance, LLC	.TX	NIA	Surgical Care Affiliates, LLC	Influence		UnitedHealth Group Incorporated		
		.0000	82-2296081				Texas Health Surgery Center Alliance, LLC	.TX	NIA	Surgical Care Affiliates, LLC	Influence		UnitedHealth Group Incorporated		
		.0000	82-1307876				Texas Health Surgery Center Bedford, LLC	.TX	NIA	Surgical Care Affiliates, LLC	Influence		UnitedHealth Group Incorporated		
		.0000	85-1225852				Texas Health Surgery Center Chisholm Trail, LLC	.TX	NIA	Surgical Care Affiliates, LLC	Influence		UnitedHealth Group Incorporated		
		.0000	83-1085415				Texas Health Surgery Center Irving, LLC	.TX	NIA	Surgical Care Affiliates, LLC	Influence		UnitedHealth Group Incorporated		
		.0000	83-0781259				Texas Health Surgery Center Las Colinas, LLC	.TX	NIA	Surgical Care Affiliates, LLC	Influence		UnitedHealth Group Incorporated		
		.0000	20-3991622				Texas Health Surgery Center Preston Plaza, LLC	.TX	NIA	Surgical Care Affiliates, LLC	Influence		UnitedHealth Group Incorporated		
		.0000	47-4425996				Texas Health Surgery Center Rockwall, LLC	.TX	NIA	Surgical Care Affiliates, LLC	Influence		UnitedHealth Group Incorporated		
		.0000					Texas Health Surgery Center Southwest Fort Worth, LLC	.TX	NIA	Surgical Care Affiliates, LLC	Influence		UnitedHealth Group Incorporated		
		.0000	83-1464243				Texas Health Surgery Center Waxahachie, LLC	.TX	NIA	Surgical Care Affiliates, LLC	Influence		UnitedHealth Group Incorporated		
		.0000	84-1953918				Texas Health Surgery Center Willow Park, LLC	.TX	NIA	Surgical Care Affiliates, LLC	Influence		UnitedHealth Group Incorporated		
.0707	UnitedHealth Group Incorporated	.0000	52-1468699				The Advisory Board Company	.DE	NIA	OptumInsight, Inc.	Ownership	100.000	UnitedHealth Group Incorporated		
		.61832	52-0676509				The Chesapeake Life Insurance Company	.OK	IA	HealthMarkets Group, Inc.	Ownership	100.000	UnitedHealth Group Incorporated		
		.0000	91-0214500				The Everett Clinic, PLLC	.WA	NIA	Everett Physicians, Inc. P.S.	Ownership	100.000	UnitedHealth Group Incorporated		2
		.0000	20-5562797				The Eye Surgery Center of the Carolinas, L.P.	.NC	NIA	Surgery Center of Southern Pines, LLC	Ownership	46.000	UnitedHealth Group Incorporated		3
		.0000	56-1970224				The Lewin Group, Inc.	.NC	NIA	Optum Public Sector Solutions, Inc.	Ownership	100.000	UnitedHealth Group Incorporated		
		.0000	95-4418087				The Magan Medical Group	.CA	NIA	Optum Magan Management, Inc.	Ownership	50.000	UnitedHealth Group Incorporated		
		.0000	95-4418087				The Magan Medical Group	.CA	NIA	HealthCare Partners Affiliates Medical Group	Ownership	50.000	UnitedHealth Group Incorporated		
		.0000	61-1409045				The Outpatient Surgery Center of Hilton Head, LLC	.SC	NIA	SCA-Hilton Head, LLC	Ownership	50.000	UnitedHealth Group Incorporated		
		.0000	83-1192367				The Polyclinic MSO, LLC	.DE	NIA	Collaborative Care Holdings, LLC	Ownership	80.100	UnitedHealth Group Incorporated		
		.0000	91-0369070				The Polyclinic, PLLC	.WA	NIA	Polyclinic Holdings, P.C.	Ownership	100.000	UnitedHealth Group Incorporated		2
		.0000	72-1349755				The Surgery Center of Easton, L.P.	.TN	NIA	Surgery Center of Easton, LLC	Ownership	42.000	UnitedHealth Group Incorporated		3
		.0000	06-1552689				The Surgical Center of Connecticut, LLC	.CT	NIA	SCA-Main Street, LLC	Ownership	18.959	UnitedHealth Group Incorporated		3
		.0000	37-1446353				The Surgical Center of the Treasure Coast, L.L.C.	.FL	NIA	SCA-St. Lucie, LLC	Ownership	51.000	UnitedHealth Group Incorporated		
		.0000	26-1579919				Thomas Johnson Surgery Center, LLC	.MD	NIA	SCA-Frederick, LLC	Ownership	65.000	UnitedHealth Group Incorporated		
		.0000	25-1825549				Three Rivers Holdings, Inc.	.DE	NIA	AmeriChoice Corporation	Ownership	100.000	UnitedHealth Group Incorporated		
		.0000	63-1194203				Three Rivers Surgical Care, L.P.	.TN	NIA	Surgery Center of Muskegee, LLC	Ownership	14.904	UnitedHealth Group Incorporated		
		.0000	63-1194203				Three Rivers Surgical Care, L.P.	.TN	NIA	Muskegee Surgical Investors, LLC	Ownership	85.096	UnitedHealth Group Incorporated		
		.0000	59-3143128				Tmesys, LLC	.FL	NIA	PMSI Holdings, LLC	Ownership	100.000	UnitedHealth Group Incorporated		
		.0000	98-1287904				Topimagem Diagnóstico por Imagem Ltda.	.BRA	NIA	Esho – Empresa de Serviços Hospitalares S.A.	Ownership	99.000	UnitedHealth Group Incorporated		1
		.0000	83-1528858				Trails Edge Surgery Center, LLC	.FL	NIA	SCA-Bonita Springs, LLC	Ownership	59.000	UnitedHealth Group Incorporated		
		.0000	46-5482620				Trauma Surgery Affiliates, LLC	.TX	NIA	National Surgery Centers, LLC	Ownership	49.000	UnitedHealth Group Incorporated		3
		.0000	52-1431155				Travel Express Incorporated	.MD	NIA	FrontierMEDEx, Inc.	Ownership	100.000	UnitedHealth Group Incorporated		
		.0000	46-2613170				Treasure Valley Emerald Properties, LLC	.DE	NIA	Treasure Valley Hospital Limited Partnership	Ownership	100.000	UnitedHealth Group Incorporated		3
		.0000	33-0592165				Treasure Valley Hospital Limited Partnership	.ID	NIA	Surgical Health, LLC	Ownership	38.495	UnitedHealth Group Incorporated		3
		.0000	46-5530255				Trio Motion, LLC	.DE	NIA	Savvysherpa, LLC	Ownership	100.000	UnitedHealth Group Incorporated		

16.28

STATEMENT AS OF SEPTEMBER 30, 2020 OF THE UnitedHealthcare of New England, Inc.

**SCHEDULE Y**  
**PART 1A - DETAIL OF INSURANCE HOLDING COMPANY SYSTEM**

1	2	3	4	5	6	7	8	9	10	11	12	13	14	15	16
Group Code	Group Name	NAIC Company Code	ID Number	Federal RSSD	CIK	Name of Securities Exchange if Publicly Traded (U.S. or International)	Names of Parent, Subsidiaries Or Affiliates	Domi-ciliary Location	Relation-ship to Reporting Entity	Directly Controlled by (Name of Entity/Person)	Type of Control (Ownership, Board, Management, Attorney-in-Fact, Influence, Other)	If Control is Ownership Provide Percentage	Ultimate Controlling Entity(ies)/Person(s)	Is an SCA Filing Re-quired? (Y/N)	*
		.00000	84-3719654				Triple Aim Partners, LLC	DE	NIA	Optum, Inc.	Ownership	100.000	UnitedHealth Group Incorporated		
		.00000	63-0974161				Tuscaloosa Surgical Center, L.P.	AL	NIA	Surgical Center of Tuscaloosa Holdings, LLC	Ownership	30.000	UnitedHealth Group Incorporated		3
		.00000	94-3077084				U.S. Behavioral Health Plan, California	CA	IA	United Behavioral Health	Ownership	100.000	UnitedHealth Group Incorporated		
		.00000	98-1388279				UHC Finance (Ireland) Unlimited Company	IRL	NIA	UnitedHealth Group International Finance (Ireland) Unlimited Company	Ownership	100.000	UnitedHealth Group Incorporated		
		.00000	41-1913059				UHC International Services, Inc.	DE	NIA	UnitedHealth Group Incorporated	Ownership	100.000	UnitedHealth Group Incorporated		
		.00000	95-2931460				UHC of California	CA	IA	United HealthCare Services, Inc.	Ownership	100.000	UnitedHealth Group Incorporated		
		.00000	98-1103713				UHC - FZE	ARE	NIA	UnitedHealthcare Global Medical (UK) Limited	Ownership	100.000	UnitedHealth Group Incorporated		
		.00000	98-1372063				UHC Holdings (Ireland) Limited	IRL	NIA	United HealthCare Services, Inc.	Ownership	100.000	UnitedHealth Group Incorporated		
		.00000	98-1372064				UHC Services (Ireland) Limited	IRL	NIA	UHC Holdings (Ireland) Limited	Ownership	100.000	UnitedHealth Group Incorporated		
		.00000	98-1122490				UHG Brasil Participações S.A.	BRA	NIA	Polar II Fundo de Investimento em Participações Multiestrategia	Ownership	100.000	UnitedHealth Group Incorporated		
		.00000	41-1921008				UHC Holdings, Inc.	DE	NIA	United HealthCare Services, Inc.	Ownership	100.000	UnitedHealth Group Incorporated		
		.00000	75-2922396				UICI Funding Corp. 2	DE	NIA	HealthMarkets, LLC	Ownership	100.000	UnitedHealth Group Incorporated		
		.00000	39-1995276				UMR, Inc.	DE	NIA	United HealthCare Services, Inc.	Ownership	100.000	UnitedHealth Group Incorporated		
		.00000	98-1444648				Unidad Médica Diagnóstico S.A.	COL	NIA	Colmedica Medicina Prepagada S.A.	Ownership	92.380	UnitedHealth Group Incorporated		
		.00000	98-1444648				Unidad Médica Diagnóstico S.A.	COL	NIA	Banmédica Internacional SpA	Ownership	7.620	UnitedHealth Group Incorporated		
.0707	UnitedHealth Group Incorporated	91529	52-1996029				Unimerica Insurance Company	WI	IA	OptumHealth Holdings, LLC	Ownership	100.000	UnitedHealth Group Incorporated		
		.11596	01-0637149				Unimerica Life Insurance Company of New York	NY	IA	UnitedHealthcare Insurance Company	Ownership	100.000	UnitedHealth Group Incorporated		
.0707	UnitedHealth Group Incorporated	.00000	20-5917714				Unison Health Plan of Delaware, Inc.	DE	IA	Three Rivers Holdings, Inc.	Ownership	100.000	UnitedHealth Group Incorporated		
		.00000	94-2649097				United Behavioral Health	CA	NIA	OptumHealth Holdings, LLC	Ownership	100.000	UnitedHealth Group Incorporated		
		.00000	41-1868911				United Behavioral Health of New York, I.P.A., Inc.	NY	NIA	United Behavioral Health	Ownership	100.000	UnitedHealth Group Incorporated		
		.00000	75-2583080				United Group Reinsurance, Inc.	TCA	NIA	HealthMarkets, LLC	Ownership	100.000	UnitedHealth Group Incorporated		
		.00000	41-1289245	3410132			United HealthCare Services, Inc.	IN	UDP	UnitedHealth Group Incorporated	Ownership	100.000	UnitedHealth Group Incorporated		
		.00000	75-2601147				United Management Services, Inc.	NY	NIA	HealthMarkets, LLC	Ownership	100.000	UnitedHealth Group Incorporated		
		.00000	30-0318238				United Resource Networks IPA of New York, Inc.	NY	NIA	OptumHealth Care Solutions, LLC	Ownership	100.000	UnitedHealth Group Incorporated		
		.00000	01-0538317				UnitedHealth Advisors, LLC	ME	NIA	United HealthCare Services, Inc.	Ownership	100.000	UnitedHealth Group Incorporated		
		.00000	84-3188598				UnitedHealth Group Finance Inc.	DE	NIA	Bordeaux (Barbados) Holdings III, S.r.l.	Ownership	100.000	UnitedHealth Group Incorporated		
		.00000	41-1321939	4665014	0000731766	New York Stock Exchange	UnitedHealth Group Incorporated	DE	UIP	Self	Ownership	100.000	UnitedHealth Group Incorporated		
		.00000	98-1422474				UnitedHealth Group International Finance (Ireland) Unlimited Company	IRL	NIA	UnitedHealthcare Europe S.á.r.l.	Ownership	100.000	UnitedHealth Group Incorporated		
		.00000	98-1079826				UnitedHealth Group International GP	CYM	NIA	FrontierMEDEX US, Inc.	Ownership	100.000	UnitedHealth Group Incorporated		
		.00000	46-3311984				UnitedHealth Group Ventures, LLC	DE	NIA	UnitedHealth Group Incorporated	Ownership	100.000	UnitedHealth Group Incorporated		
		.00000	41-1917398				UnitedHealth International, Inc.	DE	NIA	UnitedHealth Group Incorporated	Ownership	100.000	UnitedHealth Group Incorporated		
		.00000	26-2574977				UnitedHealth Military & Veterans Services, LLC	DE	NIA	United HealthCare Services, Inc.	Ownership	100.000	UnitedHealth Group Incorporated		
.0707	UnitedHealth Group Incorporated	.00000	98-0559902				UnitedHealth UK Limited	GBR	NIA	Optum Solutions UK Holdings Limited	Ownership	100.000	UnitedHealth Group Incorporated		
		.95174	33-0115163				UnitedHealthcare Benefits of Texas, Inc.	TX	IA	United HealthCare Services, Inc.	Ownership	100.000	UnitedHealth Group Incorporated		
		.00000	47-3221444				UnitedHealthcare Benefits Plan of California	CA	IA	United HealthCare Services, Inc.	Ownership	100.000	UnitedHealth Group Incorporated		
		.00000	46-4348775				UnitedHealthcare Community Plan of California, Inc.	CA	IA	United HealthCare Services, Inc.	Ownership	100.000	UnitedHealth Group Incorporated		
.0707	UnitedHealth Group Incorporated	.13168	26-2688274				UnitedHealthcare Community Plan of Georgia, Inc.	GA	IA	AmeriChoice Corporation	Ownership	100.000	UnitedHealth Group Incorporated		
.0707	UnitedHealth Group Incorporated	.12323	56-2451429				UnitedHealthcare Community Plan of Ohio, Inc.	OH	IA	Three Rivers Holdings, Inc.	Ownership	100.000	UnitedHealth Group Incorporated		
.0707	UnitedHealth Group Incorporated	.11141	91-2008361				UnitedHealthcare Community Plan of Texas, L.L.C.	TX	IA	Ovations, Inc.	Ownership	100.000	UnitedHealth Group Incorporated		
.0707	UnitedHealth Group Incorporated	.95467	38-3204052				UnitedHealthcare Community Plan, Inc.	MI	IA	AmeriChoice Corporation	Ownership	100.000	UnitedHealth Group Incorporated		

16.29



STATEMENT AS OF SEPTEMBER 30, 2020 OF THE UnitedHealthcare of New England, Inc.

**SCHEDULE Y**  
**PART 1A - DETAIL OF INSURANCE HOLDING COMPANY SYSTEM**

1	2	3	4	5	6	7	8	9	10	11	12	13	14	15	16
Group Code	Group Name	NAIC Company Code	ID Number	Federal RSSD	CIK	Name of Securities Exchange if Publicly Traded (U.S. or International)	Names of Parent, Subsidiaries Or Affiliates	Domi-ciliary Location	Relation-ship to Reporting Entity	Directly Controlled by (Name of Entity/Person)	Type of Control (Ownership, Board, Management, Attorney-in-Fact, Influence, Other)	If Control is Ownership Provide Percentage	Ultimate Controlling Entity(ies)/Person(s)	Is an SCA Filing Re-quired? (Y/N)	*
		.0000	98-1200034				UnitedHealthcare Consulting & Assistance Service (Beijing) Co., Ltd.	CHN	NIA	UnitedHealthcare International I B.V.	Ownership	100.000	UnitedHealth Group Incorporated		
		.0000	98-1199879				UnitedHealthcare Europe S.à r.l.	LUX	NIA	Bordeaux UK Holdings II Limited	Ownership	100.000	UnitedHealth Group Incorporated		
		.0000	98-1104429				UnitedHealthcare Global Canada Limited	CAN	NIA	UnitedHealthcare International I B.V.	Ownership	100.000	UnitedHealth Group Incorporated		
		.0000	98-1029201				UnitedHealthcare Global Medical (UK) Limited								
		.0000	98-1099116				UnitedHealthcare India Private Limited	GBR	NIA	UnitedHealthcare International I B.V.	Ownership	100.000	UnitedHealth Group Incorporated		
		.0000	98-1099116				UnitedHealthcare India Private Limited	IND	NIA	UnitedHealth International, Inc.	Ownership	0.001	UnitedHealth Group Incorporated		
.0707	UnitedHealth Group Incorporated	.79413	36-2739571				UnitedHealthcare Insurance Company	IND	NIA	OptumHealth International B.V.	Ownership	99.999	UnitedHealth Group Incorporated		
							UnitedHealthcare Insurance Company	CT	IA	UHC Holdings, Inc.	Ownership	100.000	UnitedHealth Group Incorporated		
.0707	UnitedHealth Group Incorporated	.60318	36-3800349				UnitedHealthcare Insurance Company of Illinois	IL	IA	UnitedHealthcare Insurance Company	Ownership	100.000	UnitedHealth Group Incorporated		
.0707	UnitedHealth Group Incorporated	.60093	11-3283886				UnitedHealthcare Insurance Company of New York	NY	IA	UnitedHealthcare Insurance Company	Ownership	100.000	UnitedHealth Group Incorporated		
.0707	UnitedHealth Group Incorporated	.12231	20-1902768				UnitedHealthcare Insurance Company of the River Valley	IL	IA	UnitedHealthcare, Inc.	Ownership	100.000	UnitedHealth Group Incorporated		
		.0000	98-1372065				UnitedHealthcare Insurance Designated Activity Company	IRL	IA	UHC Holdings (Ireland) Limited	Ownership	100.000	UnitedHealth Group Incorporated		
		.0000	86-0618309				UnitedHealthcare Integrated Services, Inc.	AZ	IA	Ovations, Inc.	Ownership	100.000	UnitedHealth Group Incorporated		
		.0000	41-1988797				UnitedHealthcare International Asia, LLC	DE	NIA	UnitedHealth Group Incorporated	Ownership	100.000	UnitedHealth Group Incorporated		
		.0000	98-1100512				UnitedHealthcare International I B.V.	NLD	NIA	FrontierMEDX US, Inc.	Ownership	100.000	UnitedHealth Group Incorporated		
		.0000	98-1079459				UnitedHealthcare International III S.à r.l.	LUX	NIA	Bordeaux UK Holdings I Limited	Ownership	100.000	UnitedHealth Group Incorporated		
		.0000	98-1340853				UnitedHealthcare International III B.V.	NLD	NIA	UnitedHealthcare Europe S.à r.l.	Ownership	100.000	UnitedHealth Group Incorporated		
		.0000	98-1077436				UnitedHealthcare International III S.à r.l.	LUX	NIA	Optum Services (Ireland) Limited	Ownership	100.000	UnitedHealth Group Incorporated		
		.0000	98-1080926				UnitedHealthcare International IV S.à r.l.	LUX	NIA	UnitedHealthcare International VIII S.à r.l.	Ownership	100.000	UnitedHealth Group Incorporated		
		.0000	98-1372060				UnitedHealthcare International VII S.à r.l.	LUX	NIA	UHC Finance (Ireland) Unlimited Company	Ownership	100.000	UnitedHealth Group Incorporated		
		.0000	98-1372062				UnitedHealthcare International VIII S.à r.l.	LUX	NIA	UnitedHealthcare International X S.à r.l.	Ownership	100.000	UnitedHealth Group Incorporated		
		.0000	98-1443728				UnitedHealthcare International X S.à r.l.	LUX	NIA	UnitedHealthcare International III S.à r.l.	Ownership	100.000	UnitedHealth Group Incorporated		
.0707	UnitedHealth Group Incorporated	.97179	86-0207231				UnitedHealthcare Life Insurance Company	WI	IA	Golden Rule Financial Corporation	Ownership	100.000	UnitedHealth Group Incorporated		
.0707	UnitedHealth Group Incorporated	.95784	63-0899562				UnitedHealthcare of Alabama, Inc.	AL	IA	UnitedHealthcare, Inc.	Ownership	100.000	UnitedHealth Group Incorporated		
.0707	UnitedHealth Group Incorporated	.96016	86-0507074				UnitedHealthcare of Arizona, Inc.	AZ	IA	UnitedHealthcare, Inc.	Ownership	100.000	UnitedHealth Group Incorporated		
.0707	UnitedHealth Group Incorporated	.95446	63-1036819				UnitedHealthcare of Arkansas, Inc.	AR	IA	UnitedHealthcare, Inc.	Ownership	100.000	UnitedHealth Group Incorporated		
.0707	UnitedHealth Group Incorporated	.95090	84-1004639				UnitedHealthcare of Colorado, Inc.	CO	IA	UnitedHealthcare, Inc.	Ownership	100.000	UnitedHealth Group Incorporated		
.0707	UnitedHealth Group Incorporated	.95264	59-1293865				UnitedHealthcare of Florida, Inc.	FL	IA	UnitedHealthcare, Inc.	Ownership	100.000	UnitedHealth Group Incorporated		
.0707	UnitedHealth Group Incorporated	.95850	58-1653544				UnitedHealthcare of Georgia, Inc.	GA	IA	UnitedHealthcare, Inc.	Ownership	100.000	UnitedHealth Group Incorporated		
.0707	UnitedHealth Group Incorporated	.95776	36-3280214				UnitedHealthcare of Illinois, Inc.	IL	IA	UnitedHealthcare, Inc.	Ownership	100.000	UnitedHealth Group Incorporated		
.0707	UnitedHealth Group Incorporated	.96644	62-1240316				UnitedHealthcare of Kentucky, Ltd.	KY	IA	UnitedHealthcare, Inc.	Ownership	5.828	UnitedHealth Group Incorporated		
.0707	UnitedHealth Group Incorporated	.96644	62-1240316				UnitedHealthcare of Kentucky, Ltd.	KY	IA	United HealthCare Services, Inc.	Ownership	94.172	UnitedHealth Group Incorporated		
.0707	UnitedHealth Group Incorporated	.95833	72-1074008				UnitedHealthcare of Louisiana, Inc.	LA	IA	UnitedHealthcare, Inc.	Ownership	100.000	UnitedHealth Group Incorporated		
.0707	UnitedHealth Group Incorporated	.95716	63-1036817				UnitedHealthcare of Mississippi, Inc.	MS	IA	UnitedHealthcare, Inc.	Ownership	100.000	UnitedHealth Group Incorporated		
.0707	UnitedHealth Group Incorporated	.95149	05-0413469				UnitedHealthcare of New England, Inc.	RI	RE	United HealthCare Services, Inc.	Ownership	100.000	UnitedHealth Group Incorporated		
.0707	UnitedHealth Group Incorporated	.13214	26-2697886				UnitedHealthcare of New Mexico, Inc.	NM	IA	UnitedHealthcare Insurance Company	Ownership	100.000	UnitedHealth Group Incorporated		
.0707	UnitedHealth Group Incorporated	.95085	06-1172891				UnitedHealthcare of New York, Inc.	NY	IA	AmeriChoice Corporation	Ownership	100.000	UnitedHealth Group Incorporated		
.0707	UnitedHealth Group Incorporated	.95103	56-1461010				UnitedHealthcare of North Carolina, Inc.	NC	IA	UnitedHealthcare, Inc.	Ownership	100.000	UnitedHealth Group Incorporated		
.0707	UnitedHealth Group Incorporated	.95186	31-1142815				UnitedHealthcare of Ohio, Inc.	OH	IA	United HealthCare Services, Inc.	Ownership	100.000	UnitedHealth Group Incorporated		
.0707	UnitedHealth Group Incorporated	.96903	33-0115166				UnitedHealthcare of Oklahoma, Inc.	OK	IA	United HealthCare Services, Inc.	Ownership	100.000	UnitedHealth Group Incorporated		
.0707	UnitedHealth Group Incorporated	.95893	93-0938819				UnitedHealthcare of Oregon, Inc.	OR	IA	United HealthCare Services, Inc.	Ownership	100.000	UnitedHealth Group Incorporated		
.0707	UnitedHealth Group Incorporated	.95220	25-1756858				UnitedHealthcare of Pennsylvania, Inc.	PA	IA	Three Rivers Holdings, Inc.	Ownership	100.000	UnitedHealth Group Incorporated		
.0707	UnitedHealth Group Incorporated	.16740	35-2674992				UnitedHealthcare of South Carolina, Inc.	SC	IA	UnitedHealthcare, Inc.	Ownership	100.000	UnitedHealth Group Incorporated		
.0707	UnitedHealth Group Incorporated	.95765	95-3939697				UnitedHealthcare of Texas, Inc.	TX	IA	UnitedHealthcare, Inc.	Ownership	100.000	UnitedHealth Group Incorporated		
.0707	UnitedHealth Group Incorporated	.95025	52-1130183				UnitedHealthcare of the Mid-Atlantic, Inc.	MD	IA	UnitedHealthcare, Inc.	Ownership	100.000	UnitedHealth Group Incorporated		
.0707	UnitedHealth Group Incorporated	.95591	47-0676824				UnitedHealthcare of the Midlands, Inc.	NE	IA	UnitedHealthcare, Inc.	Ownership	100.000	UnitedHealth Group Incorporated		

16-30

STATEMENT AS OF SEPTEMBER 30, 2020 OF THE UnitedHealthcare of New England, Inc.

**SCHEDULE Y**  
**PART 1A - DETAIL OF INSURANCE HOLDING COMPANY SYSTEM**

1	2	3	4	5	6	7	8	9	10	11	12	13	14	15	16
Group Code	Group Name	NAIC Company Code	ID Number	Federal RSSD	CIK	Name of Securities Exchange if Publicly Traded (U.S. or International)	Names of Parent, Subsidiaries Or Affiliates	Domiciliary Location	Relationship to Reporting Entity	Directly Controlled by (Name of Entity/Person)	Type of Control (Ownership, Board, Management, Attorney-in-Fact, Influence, Other)	If Control is Ownership Provide Percentage	Ultimate Controlling Entity(ies)/Person(s)	Is an SCA Filing Required? (Y/N)	*
.0707	UnitedHealth Group Incorporated	96385	43-1361841				UnitedHealthcare of the Midwest, Inc.	MO	IA	UnitedHealthcare, Inc.	Ownership	100.000	UnitedHealth Group Incorporated		
.0707	UnitedHealth Group Incorporated	95501	41-1488563				UnitedHealthcare of Utah, Inc.	UT	IA	UnitedHealthcare, Inc.	Ownership	100.000	UnitedHealth Group Incorporated		
.0707	UnitedHealth Group Incorporated	48038	91-1312551				UnitedHealthcare of Washington, Inc.	WA	IA	United HealthCare Services, Inc.	Ownership	100.000	UnitedHealth Group Incorporated		
.0707	UnitedHealth Group Incorporated	95710	39-1555888				UnitedHealthcare of Wisconsin, Inc.	WI	IA	UnitedHealthcare, Inc.	Ownership	100.000	UnitedHealth Group Incorporated		
.0707	UnitedHealth Group Incorporated	95378	36-3379945				UnitedHealthcare Plan of the River Valley, Inc.	IL	IA	UnitedHealthcare, Inc.	Ownership	100.000	UnitedHealth Group Incorporated		
		.00000	47-0854646				UnitedHealthcare Service LLC	DE	NIA	UnitedHealthcare Insurance Company	Ownership	100.000	UnitedHealth Group Incorporated		
		.00000	01-0518346				UnitedHealthcare Specialty Benefits, LLC	ME	NIA	Specialty Benefits, LLC	Ownership	100.000	UnitedHealth Group Incorporated		
		.00000	41-1922511				UnitedHealthcare, Inc.	DE	NIA	United HealthCare Services, Inc.	Ownership	100.000	UnitedHealth Group Incorporated		
		.00000	27-0815205				Unity Health Network, LLC	DE	NIA	Collaborative Care Holdings, LLC	Ownership	80.100	UnitedHealth Group Incorporated		
		.00000	26-4219191				UpFront Insurance Agency, LLC	MN	NIA	Savvysherpa, LLC	Ownership	100.000	UnitedHealth Group Incorporated		
		.00000	83-4657754				Upland Holdings, LLC	CA	NIA	NSC Upland, LLC	Ownership	58.991	UnitedHealth Group Incorporated		
		.00000	33-0812827				Upland Outpatient Surgical Center, L.P.	CA	NIA	Upland Holdings, LLC	Ownership	51.000	UnitedHealth Group Incorporated		
		.00000	26-0382877				Urgent Care Holdings, Inc.	DE	NIA	Optum Clinics Intermediate Holdings, Inc.	Ownership	100.000	UnitedHealth Group Incorporated		
		.00000	26-3667220				Urgent Care MSO, LLC	DE	NIA	Urgent Care Holdings, Inc.	Ownership	100.000	UnitedHealth Group Incorporated		
		.00000	75-2613230				Urology Associates of North Texas, P.L.L.C.	TX	NIA	USMD Affiliated Services	Ownership	100.000	UnitedHealth Group Incorporated		
		.00000	20-3887008				USHEALTH Academy, Inc.	TX	NIA	USHEALTH Group, Inc.	Ownership	100.000	UnitedHealth Group Incorporated		
		.00000	26-4163593				USHEALTH Administrators, LLC	DE	NIA	USHEALTH Group, Inc.	Ownership	100.000	UnitedHealth Group Incorporated		
		.00000	26-3887598				USHEALTH Advisors, LLC	TX	NIA	USHEALTH Group, Inc.	Ownership	100.000	UnitedHealth Group Incorporated		
		.00000	75-2192748				USHEALTH Career Agency, Inc.	DE	NIA	USHEALTH Group, Inc.	Ownership	100.000	UnitedHealth Group Incorporated		
		.00000	75-2225185				USHEALTH Funding, Inc.	DE	NIA	USHEALTH Group, Inc.	Ownership	100.000	UnitedHealth Group Incorporated		
		.00000	73-1165000				USHEALTH Group, Inc.	DE	NIA	Golden Rule Financial Corporation	Ownership	100.000	UnitedHealth Group Incorporated		
		.00000	20-8048861				USMD Administrative Services, L.L.C.	TX	NIA	USMD Inc.	Ownership	100.000	UnitedHealth Group Incorporated		
		.00000	27-2956222				USMD Affiliated Services	TX	NIA	USMD Inc.	Ownership	100.000	UnitedHealth Group Incorporated		
		.00000	27-2803133				USMD Diagnostic Services, LLC	TX	NIA	WellMed Networks, Inc.	Ownership	100.000	UnitedHealth Group Incorporated		2
		.00000	27-2866866				USMD Holdings, Inc.	DE	NIA	WellMed Medical Management, Inc.	Ownership	100.000	UnitedHealth Group Incorporated		
		.00000	73-1662763				USMD Hospital at Arlington, L.P.	TX	NIA	MAT-RX DEVELOPMENT, L.L.C.	Ownership	45.396	UnitedHealth Group Incorporated		2
		.00000	20-3571243				USMD Hospital at Fort Worth, L.P.	TX	NIA	MAT-RX DEVELOPMENT, L.L.C.	Ownership	20.024	UnitedHealth Group Incorporated		2
		.00000	20-8050318				USMD Inc.	TX	NIA	USMD Holdings, Inc.	Ownership	100.000	UnitedHealth Group Incorporated		
		.00000	73-1662757				USMD of Arlington GP, L.L.C.	TX	NIA	MAT-RX DEVELOPMENT, L.L.C.	Ownership	100.000	UnitedHealth Group Incorporated		2
		.00000	35-2446102				USMD PPM, LLC	TX	NIA	USMD Inc.	Ownership	100.000	UnitedHealth Group Incorporated		
		.00000	87-0757396				Valley Physicians Network, Inc.	CA	NIA	PrimeCare Medical Network, Inc.	Ownership	100.000	UnitedHealth Group Incorporated		
		.00000	85-0780051				Vascular Labs of the Rockies ASC, LLC	DE	NIA	SCA-VLR Holdings Company, LLC	Ownership	51.000	UnitedHealth Group Incorporated		
		.00000	81-2820395				Via Vitae MSO, LLC	DE	NIA	OC Cardiology Practice Partners, LLC	Ownership	70.000	UnitedHealth Group Incorporated		
		.00000	98-1443076				Vida Integra S.A.	CHL	NIA	Saden S.A.	Ownership	0.000	UnitedHealth Group Incorporated		
		.00000	98-1443076				Vida Integra S.A.	CHL	NIA	Banmedica S.A.	Ownership	100.000	UnitedHealth Group Incorporated		
		.00000	98-1444067				Vida Tres Internacional S.A.	CHL	NIA	Saden S.A.	Ownership	0.000	UnitedHealth Group Incorporated		
		.00000	98-1444067				Vida Tres Internacional S.A.	CHL	NIA	Banmedica S.A.	Ownership	100.000	UnitedHealth Group Incorporated		
		.00000	85-2278858				Virtua-SCA Holdings II, LLC	DE	NIA	SCA Outside New Jersey, LLC	Influence	100.000	UnitedHealth Group Incorporated		3
		.00000					Virtual Therapeutics Corporation	DE	NIA	United HealthCare Services, Inc.	Ownership	33.000	UnitedHealth Group Incorporated		3
		.00000	85-1453387				Vitucci, LCSW, P.C.	IL	NIA	Physician(s) Owned	Influence		UnitedHealth Group Incorporated		2
		.00000					Vivify Health Canada, Inc.	CAN	NIA	Vivify Health, Inc.	Ownership	100.000	UnitedHealth Group Incorporated		
		.00000	27-1348358				Vivify Health, Inc.	DE	NIA	OptumHealth Care Solutions, LLC	Ownership	100.000	UnitedHealth Group Incorporated		
		.00000	36-4499777				Walnut Hill Surgery Center, LLC	TX	NIA	Surgical Care Affiliates, LLC	Influence		UnitedHealth Group Incorporated		
		.00000	36-3469841				Wauwatosa Outpatient Surgery Center, LLC	DE	NIA	Surgery Centers-West Holdings, LLC	Ownership	100.000	UnitedHealth Group Incorporated		
		.00000	36-3469839				Wauwatosa Surgery Center, Limited Partnership	WI	NIA	Wauwatosa Outpatient Surgery Center, LLC	Ownership	51.000	UnitedHealth Group Incorporated		
		.00000	20-5429310				Wayland Square Surgicare Acquisition, L.P.	RI	NIA	Surgery Center Holding, LLC	Ownership	1.000	UnitedHealth Group Incorporated		
		.00000	20-5429310				Wayland Square Surgicare Acquisition, L.P.	RI	NIA	SC Affiliates, LLC	Ownership	99.000	UnitedHealth Group Incorporated		
		.00000	75-2500274				Wayland Square Surgicare GP, Inc.	RI	NIA	Surgery Center Holding, LLC	Ownership	100.000	UnitedHealth Group Incorporated		
		.00000	46-2854394				Waypoint Minnesota PC	MN	NIA	Physician(s) Owned	Influence		UnitedHealth Group Incorporated		2
		.00000	46-2859426				Waypoint Minnesota Sports PC	MN	NIA	David Moen, M.D. P.C.	Ownership	100.000	UnitedHealth Group Incorporated		2
		.00000	84-2204650				WellMed DFW Medicare ACO, LLC	TX	NIA	WellMed Networks, Inc.	Ownership	100.000	UnitedHealth Group Incorporated		2
		.00000	84-2233329				WellMed Florida Medicare ACO, LLC	TX	NIA	WellMed Network of Florida, Inc.	Ownership	100.000	UnitedHealth Group Incorporated		2

16-31

STATEMENT AS OF SEPTEMBER 30, 2020 OF THE UnitedHealthcare of New England, Inc.

**SCHEDULE Y**  
**PART 1A - DETAIL OF INSURANCE HOLDING COMPANY SYSTEM**

1	2	3	4	5	6	7	8	9	10	11	12	13	14	15	16
Group Code	Group Name	NAIC Company Code	ID Number	Federal RSSD	CIK	Name of Securities Exchange if Publicly Traded (U.S. or International)	Names of Parent, Subsidiaries Or Affiliates	Domi-ciliary Loca-tion	Relation-ship to Reporting Entity	Directly Controlled by (Name of Entity/Person)	Type of Control (Ownership, Board, Management, Attorney-in-Fact, Influence, Other)	If Control is Ownership Provide Percentage	Ultimate Controlling Entity(ies)/Person(s)	Is an SCA Filing Re-quired? (Y/N)	*
		.00000	84-2178104				WellMed Greater Texas Medicare ACO, LLC	TX	NIA	WellMed Networks, Inc.	Ownership	100.000	UnitedHealth Group Incorporated		2
		.00000	74-2574229				WellMed Medical Group, P.A.	TX	NIA	Physician(s) Owned	Influence		UnitedHealth Group Incorporated		2
		.00000	74-2797745				WellMed Medical Management of Florida, Inc.	FL	NIA	WellMed Medical Management, Inc.	Ownership	100.000	UnitedHealth Group Incorporated		
		.00000	74-2786364				WellMed Medical Management, Inc.	TX	NIA	Collaborative Care Holdings, LLC	Ownership	85.000	UnitedHealth Group Incorporated		
		.00000	35-2314192				WellMed Network of Florida, Inc.	TX	NIA	WellMed Networks, Inc.	Ownership	100.000	UnitedHealth Group Incorporated		2
		.00000	41-2250215				WellMed Networks - DFW, Inc.	TX	NIA	WellMed Networks, Inc.	Ownership	100.000	UnitedHealth Group Incorporated		2
		.00000	74-2889447				WellMed Networks, Inc.	TX	NIA	Physician(s) Owned	Influence		UnitedHealth Group Incorporated		2
		.00000	92-0183013				WellMed of Las Cruces, Inc.	TX	NIA	WellMed Networks, Inc.	Ownership	100.000	UnitedHealth Group Incorporated		2
		.00000	84-2193803				WellMed Tampa/Orlando Medicare ACO, LLC	TX	NIA	WellMed Network of Florida, Inc.	Ownership	100.000	UnitedHealth Group Incorporated		2
		.00000	84-2219968				WellMed Texas Medicare ACO, LLC	TX	NIA	WellMed Networks, Inc.	Ownership	100.000	UnitedHealth Group Incorporated		2
		.00000	27-2809113				West Coast Endoscopy Holdings, LLC	DE	NIA	SCA Surgery Holdings, LLC	Ownership	100.000	UnitedHealth Group Incorporated		
		.00000	06-1521999				Western Connecticut Orthopedic Surgical Center, LLC	CT	NIA	SCA-Western Connecticut, LLC	Ownership	61.378	UnitedHealth Group Incorporated		
		.00000	45-0636596				WESTMED Practice Partners LLC	DE	NIA	Collaborative Care Holdings, LLC	Ownership	100.000	UnitedHealth Group Incorporated		
		.00000	83-3608739				WillowB Labs LLC	DE	NIA	OptumRx, Inc.	Ownership	100.000	UnitedHealth Group Incorporated		
		.00000	27-4816583				Wilson Creek Surgical Center, LLC	TX	NIA	Surgical Care Affiliates, LLC	Influence		UnitedHealth Group Incorporated		
		.00000	46-5548304				Winchester Endoscopy, LLC	IL	NIA	SCA-Winchester, LLC	Ownership	51.000	UnitedHealth Group Incorporated		
		.00000	62-1525776				Winter Park Surgery Center, L.P.	TN	NIA	Winter Park, LLC	Ownership	33.500	UnitedHealth Group Incorporated		3
		.00000	62-1525776				Winter Park Surgery Center, L.P.	TN	NIA	SCA-Winter Park, Inc.	Ownership	1.000	UnitedHealth Group Incorporated		3
		.00000	62-1587564				Winter Park, LLC	TN	NIA	SCA-Winter Park, Inc.	Ownership	51.000	UnitedHealth Group Incorporated		
		.00000	45-2158334				WIND Medical, PLLC	TX	NIA	WellMed Networks, Inc.	Ownership	100.000	UnitedHealth Group Incorporated		2
		.00000	45-4281054				XAS Infusion Suites, Inc.	TX	NIA	Diplomat Pharmacy, Inc.	Ownership	100.000	UnitedHealth Group Incorporated		
		.00000	52-2102846				XLHealth Corporation	MD	NIA	United HealthCare Services, Inc.	Ownership	100.000	UnitedHealth Group Incorporated		
		.00000	98-1107695				XLHealth Corporation India Private Limited	IND	NIA	XLHealth Corporation	Ownership	99.998	UnitedHealth Group Incorporated		
		.00000	98-1107695				XLHealth Corporation India Private Limited	IND	NIA	UnitedHealth International, Inc.	Ownership	0.002	UnitedHealth Group Incorporated		
		.00000	46-3537245				XLHome Michigan, P.C.	MI	NIA	Physician(s) Owned	Influence		UnitedHealth Group Incorporated		2
		.00000	45-5530241				XLHome Northeast, P.C.	NJ	NIA	Physician(s) Owned	Influence		UnitedHealth Group Incorporated		2
		.00000	46-2931689				XLHome Oklahoma, Inc.	OK	NIA	Physician(s) Owned	Influence		UnitedHealth Group Incorporated		2
		.00000	27-3543997				XLHome, P.C.	MD	NIA	Physician(s) Owned	Influence		UnitedHealth Group Incorporated		2

Asterisk	Explanation
1	TBD - Majority and/or Minority or additional shareholder information will be disclosed in a future reporting period.
2	Represents a physician or physicians' owned entity (with respect to the ultimate controlling entity), where the entity is deemed to be influenced by the ultimate controlling entity.
3	Represents a minority-owned entity (with respect to the controlling entity), where the entity is deemed to be influenced by the ultimate controlling entity.

16.32

## SUPPLEMENTAL EXHIBITS AND SCHEDULES INTERROGATORIES

The following supplemental reports are required to be filed as part of your statement filing. However, in the event that your company does not transact the type of business for which the special report must be filed, your response of NO to the specific interrogatory will be accepted in lieu of filing a "NONE" report and a bar code will be printed below. If the supplement is required of your company but is not being filed for whatever reason enter SEE EXPLANATION and provide an explanation following the interrogatory questions.

	Response
1. Will the Medicare Part D Coverage Supplement be filed with the state of domicile and the NAIC with this statement? .....	NO

Explanation:

1. No business written

Bar Code:

1. Medicare Part D Coverage Supplement [Document Identifier 365]



**OVERFLOW PAGE FOR WRITE-INS**

**NONE**

**SCHEDULE A - VERIFICATION**

Real Estate

	1 Year to Date	2 Prior Year Ended December 31
1. Book/adjusted carrying value, December 31 of prior year		
2. Cost of acquired:		
2.1 Actual cost at time of acquisition		
2.2 Additional investment made after acquisition		
3. Current year change in encumbrances		
4. Total gain (loss) on disposals		
5. Deduct amounts received on disposals		
6. Total foreign exchange change in book/adjusted carrying value		
7. Deduct current year's other than temporary impairment recognized		
8. Deduct current year's depreciation		
9. Book/adjusted carrying value at the end of current period (Lines 1+2+3+4-5+6-7-8)		
10. Deduct total nonadmitted amounts		
11. Statement value at end of current period (Line 9 minus Line 10)		

**NONE**

**SCHEDULE B - VERIFICATION**

Mortgage Loans

	1 Year to Date	2 Prior Year Ended December 31
1. Book value/recorded investment excluding accrued interest, December 31 of prior year		
2. Cost of acquired:		
2.1 Actual cost at time of acquisition		
2.2 Additional investment made after acquisition		
3. Capitalized deferred interest and other		
4. Accrual of discount		
5. Unrealized valuation increase (decrease)		
6. Total gain (loss) on disposals		
7. Deduct amounts received on disposals		
8. Deduct amortization of premium and mortgage interest premium and commitment fees		
9. Total foreign exchange change in book value/recorded investment excluding accrued interest		
10. Deduct current year's other than temporary impairment recognized		
11. Book value/recorded investment excluding accrued interest at end of current period (Lines 1+2+3+4+5+6-7-8+9-10)		
12. Total valuation allowance		
13. Subtotal (Line 11 plus Line 12)		
14. Deduct total nonadmitted amounts		
15. Statement value at end of current period (Line 13 minus Line 14)		

**NONE**

**SCHEDULE BA - VERIFICATION**

Other Long-Term Invested Assets

	1 Year to Date	2 Prior Year Ended December 31
1. Book/adjusted carrying value, December 31 of prior year		
2. Cost of acquired:		
2.1 Actual cost at time of acquisition		
2.2 Additional investment made after acquisition		
3. Capitalized deferred interest and other		
4. Accrual of discount		
5. Unrealized valuation increase (decrease)		
6. Total gain (loss) on disposals		
7. Deduct amounts received on disposals		
8. Deduct amortization of premium and depreciation		
9. Total foreign exchange change in book/adjusted carrying value		
10. Deduct current year's other than temporary impairment recognized		
11. Book/adjusted carrying value at end of current period (Lines 1+2+3+4+5+6-7-8+9-10)		
12. Deduct total nonadmitted amounts		
13. Statement value at end of current period (Line 11 minus Line 12)		

**NONE**

**SCHEDULE D - VERIFICATION**

Bonds and Stocks

	1 Year to Date	2 Prior Year Ended December 31
1. Book/adjusted carrying value of bonds and stocks, December 31 of prior year	250,023,837	226,548,291
2. Cost of bonds and stocks acquired	743,966,254	1,402,941,873
3. Accrual of discount	61,853	96,981
4. Unrealized valuation increase (decrease)	30,522	84,721
5. Total gain (loss) on disposals	724	430,648
6. Deduct consideration for bonds and stocks disposed of	773,821,474	1,378,976,301
7. Deduct amortization of premium	1,123,220	1,102,376
8. Total foreign exchange change in book/adjusted carrying value		
9. Deduct current year's other than temporary impairment recognized	147	
10. Total investment income recognized as a result of prepayment penalties and/or acceleration fees	19,488	0
11. Book/adjusted carrying value at end of current period (Lines 1+2+3+4+5-6-7+8-9+10)	219,157,837	250,023,837
12. Deduct total nonadmitted amounts		
13. Statement value at end of current period (Line 11 minus Line 12)	219,157,837	250,023,837

STATEMENT AS OF SEPTEMBER 30, 2020 OF THE UnitedHealthcare of New England, Inc.

**SCHEDULE D - PART 1B**

Showing the Acquisitions, Dispositions and Non-Trading Activity  
During the Current Quarter for all Bonds and Preferred Stock by NAIC Designation

NAIC Designation	1 Book/Adjusted Carrying Value Beginning of Current Quarter	2 Acquisitions During Current Quarter	3 Dispositions During Current Quarter	4 Non-Trading Activity During Current Quarter	5 Book/Adjusted Carrying Value End of First Quarter	6 Book/Adjusted Carrying Value End of Second Quarter	7 Book/Adjusted Carrying Value End of Third Quarter	8 Book/Adjusted Carrying Value December 31 Prior Year
<b>BONDS</b>								
1. NAIC 1 (a) .....	209,597,666	14,246,699	10,322,144	(365,233)	215,197,334	209,597,666	213,156,988	213,594,967
2. NAIC 2 (a) .....	6,162,115	0	175,000	(2,173)	2,697,617	6,162,115	5,984,942	2,642,323
3. NAIC 3 (a) .....	15,842	0	0	68	0	15,842	15,910	
4. NAIC 4 (a) .....	0				0	0	0	
5. NAIC 5 (a) .....	0				0	0	0	
6. NAIC 6 (a) .....	0				0	0	0	
7. Total Bonds	215,775,623	14,246,699	10,497,144	(367,338)	217,894,951	215,775,623	219,157,840	216,237,290
<b>PREFERRED STOCK</b>								
8. NAIC 1 .....	0				0	0	0	0
9. NAIC 2 .....	0				0	0	0	0
10. NAIC 3 .....	0				0	0	0	0
11. NAIC 4 .....	0				0	0	0	0
12. NAIC 5 .....	0				0	0	0	0
13. NAIC 6 .....	0				0	0	0	0
14. Total Preferred Stock	0	0	0	0	0	0	0	0
15. Total Bonds and Preferred Stock	215,775,623	14,246,699	10,497,144	(367,338)	217,894,951	215,775,623	219,157,840	216,237,290

(a) Book/Adjusted Carrying Value column for the end of the current reporting period includes the following amount of short-term and cash equivalent bonds by NAIC designation:

NAIC 1 \$ ..... ; NAIC 2 \$ ..... ; NAIC 3 \$ ..... NAIC 4 \$ ..... ; NAIC 5 \$ ..... ; NAIC 6 \$ .....

S102

Schedule DA - Part 1 - Short-Term Investments

**N O N E**

Schedule DA - Verification - Short-Term Investments

**N O N E**

Schedule DB - Part A - Verification - Options, Caps, Floors, Collars, Swaps and Forwards

**N O N E**

Schedule DB - Part B - Verification - Futures Contracts

**N O N E**

Schedule DB - Part C - Section 1 - Replication (Synthetic Asset) Transactions (RSATs) Open

**N O N E**

Schedule DB-Part C-Section 2-Reconciliation of Replication (Synthetic Asset) Transactions Open

**N O N E**

Schedule DB - Verification - Book/Adjusted Carrying Value, Fair Value and Potential Exposure of  
Derivatives

**N O N E**



**SCHEDULE E - PART 2 - VERIFICATION**

(Cash Equivalents)

	1	2
	Year To Date	Prior Year Ended December 31
1. Book/adjusted carrying value, December 31 of prior year .....	8,888,204	7,234,801
2. Cost of cash equivalents acquired .....	581,961,372	61,699,334
3. Accrual of discount .....		8,718
4. Unrealized valuation increase (decrease) .....		
5. Total gain (loss) on disposals .....		24
6. Deduct consideration received on disposals .....	457,319,397	60,054,673
7. Deduct amortization of premium .....		
8. Total foreign exchange change in book/adjusted carrying value .....		
9. Deduct current year's other than temporary impairment recognized .....		
10. Book/adjusted carrying value at end of current period (Lines 1+2+3+4+5-6-7+8-9) .....	133,530,179	8,888,204
11. Deduct total nonadmitted amounts .....		
12. Statement value at end of current period (Line 10 minus Line 11)	133,530,179	8,888,204

Schedule A - Part 2 - Real Estate Acquired and Additions Made

**N O N E**

Schedule A - Part 3 - Real Estate Disposed

**N O N E**

Schedule B - Part 2 - Mortgage Loans Acquired and Additions Made

**N O N E**

Schedule B - Part 3 - Mortgage Loans Disposed, Transferred or Repaid

**N O N E**

Schedule BA - Part 2 - Other Long-Term Invested Assets Acquired and Additions Made

**N O N E**

Schedule BA - Part 3 - Other Long-Term Invested Assets Disposed, Transferred or Repaid

**N O N E**

STATEMENT AS OF SEPTEMBER 30, 2020 OF THE UnitedHealthcare of New England, Inc.

**SCHEDULE D - PART 3**

Show All Long-Term Bonds and Stock Acquired During the Current Quarter

1	2	3	4	5	6	7	8	9	10
CUSIP Identification	Description	Foreign	Date Acquired	Name of Vendor	Number of Shares of Stock	Actual Cost	Par Value	Paid for Accrued Interest and Dividends	NAIC Designation and Administrative Symbol
419792-YX-8	HAWAII ST GO Cont Call MW 1.695% 08/01/32		08/06/2020	Merrill Lynch		200,000	200,000	0	1FE
419792-YY-6	HAWAII ST GO Cont Call MW 1.865% 08/01/33		08/06/2020	Merrill Lynch		200,000	200,000	0	1FE
<b>1799999. Subtotal - Bonds - U.S. States, Territories and Possessions</b>						400,000	400,000	0	XXX
61334P-DH-3	MONTGOMERY CNTY GO Cont Call 1.550% 11/01/31		07/23/2020	CitiGroup		1,494,435	1,500,000	0	1FE
<b>2499999. Subtotal - Bonds - U.S. Political Subdivisions of States, Territories and Possessions</b>						1,494,435	1,500,000	0	XXX
235036-6U-9	DALLAS-FORT WORT Rev Bond Cont Call MW 2.416% 11/01/32		07/31/2020	Morgan Stanley		740,000	740,000	0	1FE
31335A-5Z-7	FHLMC Pool 660864 MBS 3.000% 02/01/47		07/08/2020	Credit Suisse		729,191	679,997	737	1
3140FE-5H-0	FNMA Pool BD7160 MBS 4.000% 04/01/47		06/22/2020	JP Morgan Chase		(34,626)	(31,726)	(46)	1
3140X6-RR-4	FNMA Pool FM3195 MBS 3.500% 11/01/45		07/16/2020	CitiGroup		638,453	576,562	673	1
419794-ZT-2	HAWAII ST ARPTS Rev Bond Cont Call 5.000% 07/01/30		07/09/2020	JP Morgan Chase		1,551,913	1,250,000	2,083	1FE
<b>3199999. Subtotal - Bonds - U.S. Special Revenues</b>						3,624,931	3,214,833	3,447	XXX
02079K-AD-9	ALPHABET INC Corp Note Call MW 1.100% 08/15/30		08/03/2020	Goldman Sachs		289,205	290,000	0	1FE
03066E-AB-0	AmeriCredit Auto AMCAR 2020-2 A2A ABS 0.600% 12/18/23		07/14/2020	JP Morgan Chase		79,997	80,000	0	1FE
09261B-AA-8	BLACKSTONE HLDGS Corp Note Call MW Prv Plc 1.600% 03/30/31		09/22/2020	Merrill Lynch		409,250	410,000	0	1FE
09661R-AD-3	BMW Vehicle Owne BMWOT 2020-A A3 ABS 0.480% 10/25/24		07/08/2020	JP Morgan Chase		127,990	128,000	0	1FE
10373Q-BM-1	BP CAP MKTS AMER Corp Note Call MW 1.749% 08/10/30		08/05/2020	CitiGroup		195,000	195,000	0	1FE
110122-CM-8	BRISTOL-MYERS Corp Note Call MW 2.900% 07/26/24		07/17/2020	Tax Free Exchange		329,006	330,000	4,546	1FE
110122-CP-1	BRISTOL-MYERS Corp Note Call MW 3.400% 07/26/29		07/17/2020	Tax Free Exchange		248,157	250,000	4,038	1FE
126438-AA-8	Credit Suisse CSMC 2020-NET A CMB5 Prv Plc 2.257% 08/15/37		07/30/2020	Credit Suisse		117,420	114,000	43	1FE
14913R-2D-8	CATERPILLAR FINL Corp Note MW 0.650% 07/07/23		07/06/2020	Barclays Group Inc.		599,664	600,000	0	1FE
166756-AL-0	CHEVRON USA INC Corp Note Call MW 1.018% 08/12/27		08/10/2020	Barclays Group Inc.		290,000	290,000	0	1FE
29248H-AB-9	EMPOWER FIN 2020 Corp Note Call MW Prv Plc 1.776% 03/17/31		09/14/2020	Goldman Sachs		142,000	142,000	0	1FE
563136-AA-8	Manhattan west OMW 2020-OMW A ABS Prv Plc 2.130% 09/10/39		08/17/2020	JP Morgan Chase		463,475	450,000	719	1FE
571676-AL-9	MARS INC Corp Note Call MW Prv Plc 1.625% 07/16/32		07/13/2020	JP Morgan Chase		349,430	350,000	0	1FE
64952W-DS-9	NEW YORK LIFE GL Corp Note Non Call Prv Plc 1.200% 08/07/30		08/04/2020	JP Morgan Chase		499,155	500,000	0	1FE
74005P-BT-0	PRAXAIR INC Corp Note Call MW 1.100% 08/10/30		08/03/2020	CitiGroup		478,958	480,000	0	1FE
88167H-AC-0	Tesla Auto Lease TESLA 2020-A A3 ABS Prv Plc 0.680% 12/20/23		07/30/2020	Barclays Group Inc.		59,988	60,000	0	1FE
91159H-JA-9	US BANCORP Corp Note Call MW 1.375% 07/22/30		07/16/2020	US Bank		596,154	600,000	0	1FE
92290B-AA-9	Verizon Owner Tr VZOT 2020-B A ABS 0.470% 02/20/25		08/04/2020	RBC Capital Markets		649,864	650,000	0	1FE
63307A-2L-8	NATL BANK CANADA Corp Note Call 0.900% 08/15/23	A.	07/06/2020	National Bank of Canada		249,850	250,000	0	1FE
80685X-AC-5	SCHLUMBERGER Corp Note Call MW 1.400% 09/17/25	A.	09/09/2020	Morgan Stanley		169,796	170,000	0	1FE
404280-CJ-6	HSBC HOLDINGS Corp Note Call 1.645% 04/18/26	D.	08/11/2020	HSBC Securities Inc		300,000	300,000	0	1FE
58820Y-AA-5	Madison Park Funding Ltd Mdpk 2018-27A A1A CLO Prv Plc 1.302% 04/20/30	D.	09/25/2020	Merrill Lynch		271,906	275,000	706	1FE
606822-BS-2	MITSUB UFJ FIN Corp Note Non Call 1.412% 07/17/25	D.	07/13/2020	Morgan Stanley		400,000	400,000	0	1FE
60687Y-BF-5	MIZUHO FINANCIAL Corp Note Call 1.241% 07/10/24	D.	07/06/2020	Mizuho Investor Sec Co		307,000	307,000	0	1FE
806854-AJ-4	SCHLUMBERGER INV Corp Note Call MW 2.650% 06/26/30	D.	08/04/2020	CitiGroup		289,890	280,000	928	1FE
822582-CG-5	SHELL INTL FIN Corp Note Call MW 2.750% 04/06/30	D.	09/10/2020	RBC Capital Markets		444,180	405,000	4,919	1FE
902613-AC-2	UBS GROUP Corp Note Call Prv Plc 1.364% 01/30/27	D.	07/27/2020	UBS Financial Services		370,000	370,000	0	1FE
<b>3899999. Subtotal - Bonds - Industrial and Miscellaneous (Unaffiliated)</b>						8,727,335	8,676,000	15,899	XXX
<b>8399997. Total - Bonds - Part 3</b>						14,246,701	13,790,833	19,346	XXX
<b>8399998. Total - Bonds - Part 5</b>						XXX	XXX	XXX	XXX
<b>8399999. Total - Bonds</b>						14,246,701	13,790,833	19,346	XXX
<b>8999997. Total - Preferred Stocks - Part 3</b>						0	XXX	0	XXX
<b>8999998. Total - Preferred Stocks - Part 5</b>						XXX	XXX	XXX	XXX
<b>8999999. Total - Preferred Stocks</b>						0	XXX	0	XXX
<b>9799997. Total - Common Stocks - Part 3</b>						0	XXX	0	XXX
<b>9799998. Total - Common Stocks - Part 5</b>						XXX	XXX	XXX	XXX
<b>9799999. Total - Common Stocks</b>						0	XXX	0	XXX
<b>9899999. Total - Preferred and Common Stocks</b>						0	XXX	0	XXX
<b>9999999 - Totals</b>						14,246,701	XXX	19,346	XXX

E04

STATEMENT AS OF SEPTEMBER 30, 2020 OF THE UnitedHealthcare of New England, Inc.

**SCHEDULE D - PART 4**

Show All Long-Term Bonds and Stock Sold, Redeemed or Otherwise Disposed of During the Current Quarter

1	2	3	4	5	6	7	8	9	10	Change In Book/Adjusted Carrying Value					16	17	18	19	20	21	22
										11	12	13	14	15							
CUSIP Identification	Description	Foreign	Disposal Date	Name of Purchaser	Number of Shares of Stock	Consideration	Par Value	Actual Cost	Prior Year Book/Adjusted Carrying Value	Unrealized Valuation Increase/(Decrease)	Current Year's (Amortization)/Accretion	Current Year's Other Than Temporary Impairment Recognized	Total Change in Book/Adjusted Carrying Value (11 + 12 - 13)	Total Foreign Exchange Change in Book/Adjusted Carrying Value	Book/Adjusted Carrying Value at Disposal Date	Foreign Exchange Gain (Loss) on Disposal	Realized Gain (Loss) on Disposal	Total Gain (Loss) on Disposal	Bond Interest/Stock Dividends Received During Year	Stated Contractual Maturity Date	NAIC Designation and Administrative Symbol
361790-JS-1	GNMA Pool MA2073 MBS 3.500% 07/20/44		09/01/2020	Paydown		129,151	129,151	134,982	134,807	.0	(5,656)	.0	(5,656)	.0	129,151	.0	.0	.0	2,984	07/20/2044	1
362242-ZB-8	GNMA Pool 784367 MBS 4.000% 03/15/44		09/01/2020	Paydown		115,220	115,220	122,403	122,191	.0	(6,971)	.0	(6,971)	.0	115,220	.0	.0	.0	2,981	03/15/2044	1
<b>0599999. Subtotal - Bonds - U.S. Governments</b>						<b>244,371</b>	<b>244,371</b>	<b>257,385</b>	<b>256,998</b>	<b>0</b>	<b>(12,627)</b>	<b>0</b>	<b>(12,627)</b>	<b>0</b>	<b>244,371</b>	<b>0</b>	<b>0</b>	<b>0</b>	<b>5,965</b>	<b>XXX</b>	<b>XXX</b>
31283K-6J-2	FHLMC Pool G11773 MBS 5.000% 10/01/20		09/01/2020	Paydown		236	236	234	235	.0	.1	.0	.1	.0	236	.0	.0	.0	.7	10/01/2020	1
3128MJ-LX-6	FHLMC Pool G08597 MBS 3.500% 07/01/44		09/01/2020	Paydown		48,663	48,663	49,864	49,788	.0	(1,125)	.0	(1,125)	.0	48,663	.0	.0	.0	1,131	07/01/2044	1
3128MM-K2-8	FHLMC Pool G18312 MBS 4.000% 06/01/24		09/01/2020	Paydown		14,972	14,972	15,992	15,511	.0	(538)	.0	(538)	.0	14,972	.0	.0	.0	399	06/01/2024	1
31329N-GA-0	FHLMC Pool Z46693 MBS 3.500% 07/01/46		09/01/2020	Paydown		23,791	23,791	25,044	25,033	.0	(1,241)	.0	(1,241)	.0	23,791	.0	.0	.0	575	07/01/2046	1
31329Q-5Q-0	FHLMC Pool Z47155 MBS 4.000% 06/01/49		09/01/2020	Paydown		205,467	205,467	214,478	214,797	.0	(9,011)	.0	(9,011)	.0	205,467	.0	.0	.0	5,531	06/01/2049	1
31329Q-WE-7	FHLMC Pool Z46945 MBS 4.000% 05/01/49		09/01/2020	Paydown		241,280	241,280	251,817	251,797	.0	(10,517)	.0	(10,517)	.0	241,280	.0	.0	.0	6,406	05/01/2049	1
3132H4-CQ-2	FHLMC Pool U90979 MBS 3.500% 07/01/42		09/01/2020	Paydown		143,928	143,928	149,255	149,255	.0	(5,327)	.0	(5,327)	.0	143,928	.0	.0	.0	3,214	07/01/2042	1
3132H7-DU-5	FHLMC Pool U99114 MBS 3.500% 02/01/44		09/01/2020	Paydown		80,483	80,483	83,501	83,473	.0	(2,990)	.0	(2,990)	.0	80,483	.0	.0	.0	1,896	02/01/2044	1
3132L8-SW-8	FHLMC Pool V83233 MBS 4.000% 06/01/47		09/01/2020	Paydown		28,705	28,705	29,642	29,615	.0	(910)	.0	(910)	.0	28,705	.0	.0	.0	760	06/01/2047	1
3132L9-Y8-2	FHLMC Pool V84335 MBS 4.500% 06/01/48		09/01/2020	Paydown		101,109	101,109	104,190	104,177	.0	(3,067)	.0	(3,067)	.0	101,109	.0	.0	.0	2,963	06/01/2048	1
31335A-5Z-7	FHLMC Pool G60864 MBS 3.000% 02/01/47		09/01/2020	Paydown		27,997	27,997	30,023	.0	(2,025)	.0	(2,025)	.0	27,997	.0	.0	.0	110	02/01/2047	1	
31335A-U5-5	FHLMC Pool G60604 MBS 3.500% 10/01/45		09/01/2020	Paydown		38,057	38,057	39,322	39,274	.0	(1,217)	.0	(1,217)	.0	38,057	.0	.0	.0	887	10/01/2045	1
31335A-WU-8	FHLMC Pool G60659 MBS 3.500% 08/01/46		09/01/2020	Paydown		25,048	25,048	25,209	25,203	.0	(155)	.0	(155)	.0	25,048	.0	.0	.0	589	08/01/2046	1
31335B-C9-5	FHLMC Pool G60986 MBS 3.500% 05/01/47		09/01/2020	Paydown		112,235	112,235	116,487	116,360	.0	(4,126)	.0	(4,126)	.0	112,235	.0	.0	.0	2,599	05/01/2047	1
31335B-DF-0	FHLMC Pool G61002 MBS 4.000% 05/01/47		09/01/2020	Paydown		132,988	132,988	141,331	141,133	.0	(8,145)	.0	(8,145)	.0	132,988	.0	.0	.0	3,601	05/01/2047	1
313500-T6-0	FNMA Note Non Call 1.500% 07/30/20		07/30/2020	Maturity		3,000,000	3,000,000	2,990,914	2,998,212	.0	1,788	.0	1,788	.0	3,000,000	.0	.0	.0	45,000	07/30/2020	1
3136AC-RC-7	FNMA FNR 2013-15 QD RMBS 3.000% 12/25/38		09/01/2020	Paydown		33,036	33,036	34,729	33,435	.0	(399)	.0	(399)	.0	33,036	.0	.0	.0	660	12/25/2038	1
3136AD-EF-2	FNMA FNR 2013-36 AG RMBS 3.000% 12/25/36		09/01/2020	Paydown		26,625	26,625	28,076	26,996	.0	(371)	.0	(371)	.0	26,625	.0	.0	.0	539	12/25/2036	1
3138A5-ZL-9	FNMA Pool AH4346 MBS 3.500% 02/01/26		09/01/2020	Paydown		24,339	24,339	25,502	24,987	.0	(649)	.0	(649)	.0	24,339	.0	.0	.0	563	02/01/2026	1
3138A6-AK-6	FNMA Pool AH4509 MBS 3.500% 01/01/26		09/01/2020	Paydown		27,176	27,176	27,480	27,321	.0	(145)	.0	(145)	.0	27,176	.0	.0	.0	639	01/01/2026	1
3138AII-MM-1	FNMA Pool AJ4895 MBS 4.000% 01/01/42		09/01/2020	Paydown		77,088	77,088	81,599	81,424	.0	(4,335)	.0	(4,335)	.0	77,088	.0	.0	.0	2,011	01/01/2042	1
3138E0-RK-7	FNMA Pool AJ7689 MBS 4.000% 12/01/41		09/01/2020	Paydown		57,222	57,222	59,687	59,479	.0	(2,258)	.0	(2,258)	.0	57,222	.0	.0	.0	1,523	12/01/2041	1
3138E5-G4-4	FNMA Pool AK1118 MBS 3.500% 02/01/42		09/01/2020	Paydown		71,109	71,109	74,787	74,749	.0	(3,640)	.0	(3,640)	.0	71,109	.0	.0	.0	1,600	02/01/2042	1
3138EH-BN-1	FNMA Pool AL0944 MBS 3.000% 11/01/26		09/01/2020	Paydown		31,074	31,074	32,241	31,759	.0	(685)	.0	(685)	.0	31,074	.0	.0	.0	624	11/01/2026	1
3138EJ-XZ-6	FNMA Pool AL2495 MBS 4.000% 03/01/42		09/01/2020	Paydown		45,846	45,846	48,812	48,617	.0	(2,771)	.0	(2,771)	.0	45,846	.0	.0	.0	1,270	03/01/2042	1
3138EK-ZD-6	FNMA Pool AL3471 MBS 4.000% 12/01/42		09/01/2020	Paydown		49,786	49,786	52,944	52,747	.0	(2,961)	.0	(2,961)	.0	49,786	.0	.0	.0	1,308	12/01/2042	1
3138EQ-FH-0	FNMA Pool AL7367 MBS 4.500% 01/01/42		09/01/2020	Paydown		28,179	28,179	30,535	30,384	.0	(2,205)	.0	(2,205)	.0	28,179	.0	.0	.0	830	01/01/2042	1
3138ER-2F-6	FNMA Pool AL9773 MBS 3.000% 01/01/47		09/01/2020	Paydown		26,774	26,774	26,922	26,914	.0	(141)	.0	(141)	.0	26,774	.0	.0	.0	531	01/01/2047	1
3138ER-NX-4	FNMA Pool AL9405 MBS 3.500% 06/01/44		09/01/2020	Paydown		81,862	81,862	86,083	86,069	.0	(4,207)	.0	(4,207)	.0	81,862	.0	.0	.0	1,928	06/01/2044	1
3138ER-R4-4	FNMA Pool AL9506 MBS 3.000% 11/01/46		09/01/2020	Paydown		21,920	21,920	21,694	21,694	.0	.0	.0	.0	.0	21,920	.0	.0	.0	431	11/01/2046	1
3138MK-4P-8	FNMA Pool AQ4429 MBS 3.500% 11/01/42		09/01/2020	Paydown		39,502	39,502	41,533	41,388	.0	(1,885)	.0	(1,885)	.0	39,502	.0	.0	.0	926	11/01/2042	1
3138WA-GA-9	FNMA Pool AS1092 MBS 4.000% 11/01/43		09/01/2020	Paydown		156,305	156,305	165,854	165,757	.0	(9,453)	.0	(9,453)	.0	156,305	.0	.0	.0	4,055	11/01/2043	1
3138WH-KJ-0	FNMA Pool AS7496 MBS 3.000% 07/01/46		09/01/2020	Paydown		44,746	44,746	44,575	44,578	.0	168	.0	168	.0	44,746	.0	.0	.0	885	07/01/2046	1
3138WH-LN-0	FNMA Pool AS7532 MBS 3.000% 07/01/46		09/01/2020	Paydown		50,650	50,650	50,456	50,460	.0	190	.0	190	.0	50,650	.0	.0	.0	1,013	07/01/2046	1
3138X0-MT-2	FNMA Pool AU1269 MBS 3.000% 07/01/28		09/01/2020	Paydown		27,034	27,034	27,776	27,544	.0	(509)	.0	(509)	.0	27,034	.0	.0	.0	540	07/01/2028	1
3138XT-AS-4	FNMA Pool AW3616 MBS 4.000% 06/01/44		09/01/2020	Paydown		68,031	68,031	72,166	72,126	.0	(4,095)	.0	(4,095)	.0	68,031	.0	.0	.0	1,783	06/01/2044	1
3138Y1-7A-7	FNMA Pool AX0888 MBS 4.000% 10/01/44		09/01/2020	Paydown		65,263	65,263	69,251	69,205	.0	(3,942)	.0	(3,942)	.0	65,263	.0	.0	.0	1,777	10/01/2044	1
3138YV-6F-1	FNMA Pool AZ4469 MBS 3.500% 08/01/45		09/01/2020	Paydown		64,126	64,126	66,411	66,281	.0	(2,155)	.0	(2,155)	.0	64,126	.0	.0	.0	1,464	08/01/2045	1
31407M-P3-3	FNMA Pool 834842 MBS 5.000% 12/01/20		09/01/2020	Paydown		1,614	1,614	1,597	1,607	.0	7	.0	7	.0	1,614	.0	.0	.0	53	12/01/2020	1
31407N-FX-4	FNMA Pool 835470 MBS 5.000% 09/01/20		09/01/2020	Paydown		965	965	960	960	.0	.5	.0	.5	.0	965	.0	.0	.0	32	09/01/2020	1
31408E-VN-9	FNMA Pool 849421 MBS 5.000% 11/01/20		09/01/2020	Paydown		1,148	1,148	1,136	1,143	.0	.5	.0	.5	.0	1,148	.0	.0	.0	38	11/01/2020	1
3140FB-EF-3	FNMA Pool BD3733 MBS 3.500% 08/01/46		09/01/2020	Paydown		79,456	79,456	83,864	83,681	.0	(4,224)	.0	(4,224)	.0	79,456	.0	.0	.0	1,893	08/01/2046	1
3140FE-SW-0	FNMA Pool BD7160 MBS 4.000% 04/01/47		09/01/2020	Paydown		49,610	49,610	54,145	.0	(4,535)	.0	(4,535)	.0	49,610	.0	.0	.0	253	04/01/2047	1	
3140FY-GJ-5	FNMA Pool BF0200 MBS 3.500% 11/01/51		09/01/2020	Paydown		45,468	45,468	47,598	47,579	.0	(2,110)	.0	(2,110)	.0	45,468	.0	.0	.0	1,072	11/01/2051	1
3140FX-L7-5	FNMA Pool BF0349 MBS 4.500% 11/01/41		09/01/2020	Paydown		57,179	57,179	62,200	.												

STATEMENT AS OF SEPTEMBER 30, 2020 OF THE UnitedHealthcare of New England, Inc.

**SCHEDULE D - PART 4**

Show All Long-Term Bonds and Stock Sold, Redeemed or Otherwise Disposed of During the Current Quarter

1	2	3	4	5	6	7	8	9	10	Change In Book/Adjusted Carrying Value					16	17	18	19	20	21	22
										11	12	13	14	15							
CUSIP Identification	Description	Foreign	Disposal Date	Name of Purchaser	Number of Shares of Stock	Consideration	Par Value	Actual Cost	Prior Year Book/Adjusted Carrying Value	Unrealized Valuation Increase/(Decrease)	Current Year's (Amortization)/Accretion	Current Year's Other Than Temporary Impairment Recognized	Total Change in Book/Adjusted Carrying Value (11 + 12 - 13)	Total Foreign Exchange Change in Book /Adjusted Carrying Value	Book/Adjusted Carrying Value at Disposal Date	Foreign Exchange Gain (Loss) on Disposal	Realized Gain (Loss) on Disposal	Total Gain (Loss) on Disposal	Bond Interest/Stock Dividends Received During Year	Stated Contractual Maturity Date	NAIC Designation and Administrative Symbol
3140K7-BJ-7	FNMA Pool FH3640 MBS 4.000% 12/01/47		09/01/2020	Paydown		81,218	81,218	88,286	.0	.0	(7,068)	.0	(7,068)	.0	81,218	.0	.0	.0	522	12/01/2047	1
31410K-N6-7	FNMA Pool 889713 MBS 5.000% 06/01/21		09/01/2020	Paydown		1,079	1,079	1,078	1,076	.0	.3	.0	.3	.0	1,079	.0	.0	.0	35	06/01/2021	1
31410L-C5-9	FNMA Pool 890292 MBS 4.500% 01/01/41		09/01/2020	Paydown		14,642	14,642	15,857	15,750	.0	(1,108)	.0	(1,108)	.0	14,642	.0	.0	.0	437	01/01/2041	1
31410L-WR-9	FNMA Pool 890856 MBS 3.500% 01/01/47		09/01/2020	Paydown		42,930	42,930	45,177	45,166	.0	(2,236)	.0	(2,236)	.0	42,930	.0	.0	.0	1,004	01/01/2047	1
31416W-T3-6	FNMA Pool AB1469 MBS 4.500% 09/01/40		09/01/2020	Paydown		13,613	13,613	14,862	14,776	.0	(1,163)	.0	(1,163)	.0	13,613	.0	.0	.0	405	09/01/2040	1
31416W-ZII-5	FNMA Pool AB1656 MBS 4.000% 10/01/40		09/01/2020	Paydown		75,211	75,211	79,853	79,514	.0	(4,303)	.0	(4,303)	.0	75,211	.0	.0	.0	1,930	10/01/2040	1
31417A-P6-0	FNMA Pool AB4044 MBS 3.500% 12/01/41		09/01/2020	Paydown		156,589	156,589	162,948	162,948	.0	(6,360)	.0	(6,360)	.0	156,589	.0	.0	.0	3,690	12/01/2041	1
31417B-HL-4	FNMA Pool AB4734 MBS 3.000% 03/01/27		09/01/2020	Paydown		66,230	66,230	69,252	68,080	.0	(1,850)	.0	(1,850)	.0	66,230	.0	.0	.0	1,328	03/01/2027	1
31418P-S7-1	FNMA Pool AD2341 MBS 4.500% 03/01/40		09/01/2020	Paydown		21,433	21,433	22,940	22,802	.0	(1,368)	.0	(1,368)	.0	21,433	.0	.0	.0	607	03/01/2040	1
31419A-U8-8	FNMA Pool AE0606 MBS 4.000% 11/01/40		09/01/2020	Paydown		60,887	60,887	64,807	64,523	.0	(3,636)	.0	(3,636)	.0	60,887	.0	.0	.0	1,626	11/01/2040	1
31419B-PY-5	FNMA Pool AE1338 MBS 3.500% 08/01/25		09/01/2020	Paydown		7,890	7,890	7,990	7,910	.0	(20)	.0	(20)	.0	7,890	.0	.0	.0	175	08/01/2025	1
31419D-B5-9	FNMA Pool AE2759 MBS 3.500% 08/01/26		09/01/2020	Paydown		2,621	2,621	2,690	2,661	.0	(39)	.0	(39)	.0	2,621	.0	.0	.0	61	08/01/2026	1
<b>3199999. Subtotal - Bonds - U.S. Special Revenues</b>						<b>6,626,440</b>	<b>6,626,440</b>	<b>6,790,247</b>	<b>6,537,856</b>	<b>0</b>	<b>(161,948)</b>	<b>0</b>	<b>(161,948)</b>	<b>0</b>	<b>6,626,440</b>	<b>0</b>	<b>0</b>	<b>0</b>	<b>131,989</b>	<b>XXX</b>	<b>XXX</b>
03066L-AD-0	AmeriCredit Auto AMCAR 2018-2 A3 ABS 3.150% 03/20/23		09/18/2020	Paydown		75,149	75,149	75,136	75,142	.0	.7	.0	.7	.0	75,149	.0	.0	.0	1,580	03/20/2023	1FE
03066N-AB-0	AmeriCredit Auto AMCAR 2019-3 A2A ABS 2.170% 01/18/23		09/18/2020	Paydown		31,607	31,607	31,606	31,607	.0	.1	.0	.1	.0	31,607	.0	.0	.0	457	01/18/2023	1FE
110122-BZ-0	BRISTOL-MYERS Corp Note Call MW Prv Plc 2.900% 07/26/24		07/17/2020	Tax Free Exchange		329,006	330,000	328,720	328,877	.0	129	.0	129	.0	329,006	.0	.0	.0	11,192	07/26/2024	1FE
110122-CB-2	BRISTOL-MYERS Corp Note Call MW Prv Plc 3.400% 07/26/29		07/17/2020	Tax Free Exchange		248,157	250,000	247,938	248,059	.0	97	.0	97	.0	248,157	.0	.0	.0	9,940	07/26/2029	1FE
12531Y-AP-3	CFRE COMMERCIAL CFRE 2016-C4 AHR CMBS 3.121% 05/10/58		09/01/2020	Paydown		3,490	3,490	3,383	3,422	.0	.68	.0	.68	.0	3,490	.0	.0	.0	.72	05/10/2058	1FM
12593A-AX-3	COMM MORTGAGE TR COMM 2015-CR23 A2 CMBS 2.852% 05/10/48		09/01/2020	Paydown		371	371	383	375	.0	(4)	.0	(4)	.0	371	.0	.0	.0	.7	05/10/2048	1FM
18978C-AC-7	CNH Equipment Tr CNH 2017-C A3 ABS 2.080% 02/15/23		09/15/2020	Paydown		52,925	52,925	52,924	52,924	.0	.1	.0	.1	.0	52,925	.0	.0	.0	731	02/15/2023	1FE
250847-EF-3	Detroit Edison Corp Note Call MW 15BP 3.450% 10/01/20		07/01/2020	Call	100.0000	60,000	60,000	59,759	59,979	.0	.14	.0	.14	.0	59,993	.0	.7	.7	1,553	10/01/2020	1FE
36254A-AD-6	GM Financial Sec GMCAR 2017-1A A3 ABS Prv Plc 1.780% 10/18/21		08/16/2020	Paydown		12,094	12,094	12,092	12,093	.0	.1	.0	.1	.0	12,094	.0	.0	.0	133	10/18/2021	1FE
36255P-AD-2	GM Financial Sec GMCAR 2018-1 A3 ABS 2.320% 07/18/22		09/16/2020	Paydown		58,281	58,281	58,268	58,277	.0	.5	.0	.5	.0	58,281	.0	.0	.0	900	07/18/2022	1FE
43813F-AC-7	Honda Auto Recei HAROT 2017-4 A3 ABS 2.050% 11/22/21		09/21/2020	Paydown		42,618	42,618	42,612	42,616	.0	.2	.0	.2	.0	42,618	.0	.0	.0	581	11/22/2021	1FE
46590J-AJ-4	JPMBB COMMERCIAL JPMBB 2015-C32 A2 CMBS 2.816% 11/15/48		08/01/2020	Paydown		115,821	115,821	119,296	116,032	.0	(210)	.0	(210)	.0	115,821	.0	.0	.0	2,020	11/15/2048	1FM
494368-BS-1	KIMBERLY-CLARK Corp Note MW 2.150% 08/15/20		08/15/2020	Maturity		365,000	365,000	364,843	364,980	.0	.20	.0	.20	.0	365,000	.0	.0	.0	7,848	08/15/2020	1FE
58013M-EJ-9	MCDONALD'S CORP Corp Note MW 10BP 3.500% 07/15/20		07/15/2020	Maturity		175,000	175,000	174,304	174,956	.0	.44	.0	.44	.0	175,000	.0	.0	.0	6,125	07/15/2020	2FE
665772-CM-9	NORTHERN ST PR-M Corp Note Call 2.200% 08/15/20		07/31/2020	Call	100.0000	565,000	565,000	563,960	564,865	.0	.126	.0	.126	.0	564,991	.0	.9	.9	11,947	08/15/2020	1FE
69363P-AA-8	Public Service N PSNH 2018-1 A1 ABS 3.094% 02/01/26		08/01/2020	Paydown		13,738	13,738	13,737	13,738	.0	.0	.0	.0	.0	13,738	.0	.0	.0	425	02/01/2026	1FE
797440-BT-0	SAN DIEGO G & E Corp Note MW Pro-Rata Sink 1.914% 02/01/22		08/01/2020	Paydown		17,857	17,857	17,857	17,857	.0	.0	.0	.0	.0	17,857	.0	.0	.0	342	02/01/2022	1FE
857477-AS-2	STATE STREET CRP Corp Note Non Call 2.550% 08/18/20		08/18/2020	Maturity		450,000	450,000	448,974	449,863	.0	.137	.0	.137	.0	450,000	.0	.0	.0	11,475	08/18/2020	1FE
89238K-AD-4	Toyota Auto Rece TAOT 2017-D A3 ABS 1.930% 01/18/22		09/15/2020	Paydown		83,835	83,835	83,827	83,831	.0	.4	.0	.4	.0	83,835	.0	.0	.0	1,074	01/18/2022	1FE
89389J-AB-8	Transportation F TFET 2019-1 A2 ABS Prv Plc 1.900% 01/24/22		09/23/2020	Paydown		202,492	202,492	202,482	202,483	.0	.9	.0	.9	.0	202,492	.0	.0	.0	2,644	01/24/2022	1FE
92890P-AF-1	WF-RBS COMMERCIAL WFRBS 2013-C14 ASB CMBS 2.977% 06/15/46		09/01/2020	Paydown		26,663	26,663	27,686	26,978	.0	(315)	.0	(315)	.0	26,663	.0	.0	.0	528	06/15/2046	1FM
94974B-GM-6	WELLS FARGO CO Corp Note Non Call 2.600% 07/22/20		07/22/2020	Maturity		640,000	640,000	639,642	639,958	.0	.42	.0	.42	.0	640,000	.0	.0	.0	16,640	07/22/2020	1FE

E05.1

STATEMENT AS OF SEPTEMBER 30, 2020 OF THE UnitedHealthcare of New England, Inc.

**SCHEDULE D - PART 4**

Show All Long-Term Bonds and Stock Sold, Redeemed or Otherwise Disposed of During the Current Quarter

1	2	3	4	5	6	7	8	9	10	Change In Book/Adjusted Carrying Value					16	17	18	19	20	21	22			
										11	12	13	14	15										
CUSIP Identification	Description	For-foreign	Disposal Date	Name of Purchaser	Number of Shares of Stock	Consideration	Par Value	Actual Cost	Prior Year Book/Adjusted Carrying Value	Unrealized Valuation Increase/(Decrease)	Current Year's (Amortization)/Accretion	Current Year's Other Than Temporary Impairment Recognized	Total Change in Book/Adjusted Carrying Value (11 + 12 - 13)	Total Foreign Exchange Change in Book /Adjusted Carrying Value	Book/Adjusted Carrying Value at Disposal Date	Foreign Exchange Gain (Loss) on Disposal	Realized Gain (Loss) on Disposal	Total Gain (Loss) on Disposal	Bond Interest/Stock Dividends Received During Year	Stated Contractual Maturity Date	NAIC Designation and Administrative Symbol			
04014W-AJ-4	Ares Ltd ARES 2014-1A A1R CLO Prv Plc 1.463% 04/17/26	D	07/17/2020	Paydown		52,645	52,645	52,645	52,645	0	0	0	0	0	52,645	0	0	0	1,142	04/17/2026	1FE			
92912V-AY-1	VOYA CLO LTD VOYA 2014-2A A1R CLO Prv Plc 1.293% 04/17/30	D	07/17/2020	Paydown		2,863	2,863	2,863	0	0	0	0	0	2,863	0	0	0	0	34	04/17/2030	1FE			
92914R-AY-8	VOYA CLO LTD VOYA 2014-4A A1RA CLO PRV PLC 1.368% 07/14/31	D	07/14/2020	Paydown		1,734	1,734	1,734	1,734	0	0	0	0	1,734	0	0	0	0	37	07/14/2031	1FE			
3899999. Subtotal - Bonds - Industrial and Miscellaneous (Unaffiliated)						3,626,346	3,629,183	3,626,671	3,623,291	0	178	0	178	0	3,626,330	0	16	16	89,427	XXX	XXX			
8399997. Total - Bonds - Part 4						10,497,157	10,499,994	10,674,303	10,418,145	0	(174,397)	0	(174,397)	0	10,497,141	0	16	16	227,381	XXX	XXX			
8399998. Total - Bonds - Part 5						XXX	XXX	XXX	XXX	XXX	XXX	XXX	XXX	XXX	XXX	XXX	XXX	XXX	XXX	XXX	XXX	XXX		
8399999. Total - Bonds						10,497,157	10,499,994	10,674,303	10,418,145	0	(174,397)	0	(174,397)	0	10,497,141	0	16	16	227,381	XXX	XXX			
8999997. Total - Preferred Stocks - Part 4						0	XXX	0	0	0	0	0	0	0	0	0	0	0	0	0	0	XXX	XXX	
8999998. Total - Preferred Stocks - Part 5						XXX	XXX	XXX	XXX	XXX	XXX	XXX	XXX	XXX	XXX	XXX	XXX	XXX	XXX	XXX	XXX	XXX	XXX	
8999999. Total - Preferred Stocks						0	XXX	0	0	0	0	0	0	0	0	0	0	0	0	0	0	0	XXX	XXX
9799997. Total - Common Stocks - Part 4						0	XXX	0	0	0	0	0	0	0	0	0	0	0	0	0	0	0	XXX	XXX
9799998. Total - Common Stocks - Part 5						XXX	XXX	XXX	XXX	XXX	XXX	XXX	XXX	XXX	XXX	XXX	XXX	XXX	XXX	XXX	XXX	XXX	XXX	XXX
9799999. Total - Common Stocks						0	XXX	0	0	0	0	0	0	0	0	0	0	0	0	0	0	0	XXX	XXX
9899999. Total - Preferred and Common Stocks						0	XXX	0	0	0	0	0	0	0	0	0	0	0	0	0	0	0	XXX	XXX
9999999 - Totals						10,497,157	XXX	10,674,303	10,418,145	0	(174,397)	0	(174,397)	0	10,497,141	0	16	16	227,381	XXX	XXX			

E05.2

Schedule DB - Part A - Section 1 - Options, Caps, Floors, Collars, Swaps and Forwards Open

**NONE**

Schedule DB - Part B - Section 1 - Futures Contracts Open

**NONE**

Schedule DB - Part B - Section 1B - Brokers with whom cash deposits have been made

**NONE**

Schedule DB - Part D - Section 1 - Counterparty Exposure for Derivative Instruments Open

**NONE**

Schedule DB - Part D-Section 2 - Collateral for Derivative Instruments Open - Pledged By

**NONE**

Schedule DB - Part D-Section 2 - Collateral for Derivative Instruments Open - Pledged To

**NONE**

Schedule DB - Part E - Derivatives Hedging Variable Annuity Guarantees

**NONE**

Schedule DL - Part 1 - Reinvested Collateral Assets Owned

**NONE**

Schedule DL - Part 2 - Reinvested Collateral Assets Owned

**NONE**





