



PROPERTY AND CASUALTY COMPANIES - ASSOCIATION EDITION

ANNUAL STATEMENT

FOR THE YEAR ENDED DECEMBER 31, 2021
OF THE CONDITION AND AFFAIRS OF THE

FACTORY MUTUAL INSURANCE COMPANY

NAIC Group Code 0065 (Current) 0065 (Prior) NAIC Company Code 21482 Employer's ID Number 05-0316605

Organized under the Laws of RI, State of Domicile or Port of Entry RI
Country of Domicile United States of America

Incorporated/Organized 10/31/1835 Commenced Business 10/31/1835

Statutory Home Office 270 Central Avenue, Johnston, RI, US 02919-4949
(Street and Number) (City or Town, State, Country and Zip Code)

Main Administrative Office 270 Central Avenue, Johnston, RI, US 02919-4949
(Street and Number) (City or Town, State, Country and Zip Code)
401-275-3000 (Area Code) (Telephone Number)

Mail Address P.O. Box 7500, Johnston, RI, US 02919-0750
(Street and Number or P.O. Box) (City or Town, State, Country and Zip Code)

Primary Location of Books and Records 270 Central Avenue, Johnston, RI, US 02919-4949
(Street and Number) (City or Town, State, Country and Zip Code)
401-275-3000 (Area Code) (Telephone Number)

Internet Website Address www.fmglobal.com

Statutory Statement Contact Michael Gariglio, 401-415-1892
(Name) (Area Code) (Telephone Number)
michael.gariglio@fmglobal.com, 401-946-8306
(E-mail Address) (FAX Number)

OFFICERS

President # Malcolm Craig Roberts Staff Senior Vice President & Controller # Rachel Cope
Senior Vice President & Secretary Jonathan Irving Mishara Vice President & Treasurer Denise Anastasia Hebert

OTHER

Bret Nils Ahnell, Chief Operating Officer # Kevin Scott Ingram, Senior Executive Vice President & Chief Financial Officer # Sanjay Chawla, Executive Vice President #
Deanna Ruth Fidler, Executive Vice President # James Robert Galloway, Executive Vice President Randall Edward Hodge #, Executive Vice President #
George John Plesce #, Executive Vice President #

DIRECTORS OR TRUSTEES

Frank Thomas Connor Daniel Lee Knotts Thomas Alan Lawson
John Anderson Luke Jr Gracia Catherine Martore Christine Mary McCarthy
Israel Ruiz Michel Giannuzzi Glenn Rodney Landau
David Thomas Walton Colin Day Malcolm Craig Roberts #

State of Rhode Island SS
County of Providence

The officers of this reporting entity being duly sworn, each depose and say that they are the described officers of said reporting entity, and that on the reporting period stated above, all of the herein described assets were the absolute property of the said reporting entity, free and clear from any liens or claims thereon, except as herein stated, and that this statement, together with related exhibits, schedules and explanations therein contained, annexed or referred to, is a full and true statement of all the assets and liabilities and of the condition and affairs of the said reporting entity as of the reporting period stated above, and of its income and deductions therefrom for the period ended, and have been completed in accordance with the NAIC Annual Statement Instructions and Accounting Practices and Procedures manual except to the extent that: (1) state law may differ; or, (2) that state rules or regulations require differences in reporting not related to accounting practices and procedures, according to the best of their information, knowledge and belief, respectively. Furthermore, the scope of this attestation by the described officers also includes the related corresponding electronic filing with the NAIC, when required, that is an exact copy (except for formatting differences due to electronic filing) of the enclosed statement. The electronic filing may be requested by various regulators in lieu of or in addition to the enclosed statement.

Malcolm Craig Roberts
President #

Jonathan Irving Mishara
Senior Vice President & Secretary

Rachel Cope
Staff Senior Vice President & Controller #

Subscribed and sworn to before me this 25 day of February 2022

- a. Is this an original filing? Yes [X] No []
b. If no,
1. State the amendment number.....
2. Date filed
3. Number of pages attached.....

Martha J. Hertzler
Notary Public
July 31, 2023



ANNUAL STATEMENT FOR THE YEAR 2021 OF THE FACTORY MUTUAL INSURANCE COMPANY

EXHIBIT OF PREMIUMS AND LOSSES (Statutory Page 14)

NAIC Group Code 0065

BUSINESS IN THE STATE OF Alabama

DURING THE YEAR 2021

NAIC Company Code 21482

Table with 12 columns: Line of Business, Gross Premiums (Direct Written, Direct Earned), Dividends Paid, Direct Unearned Premium Reserves, Direct Losses Paid, Direct Losses Incurred, Direct Losses Unpaid, Direct Defense and Cost Containment Expense Paid, Direct Defense and Cost Containment Expense Incurred, Direct Defense and Cost Containment Expense Unpaid, Commissions and Brokerage Expenses, Taxes, Licenses and Fees. Rows include various insurance categories like Fire, Multiple peril, Federal flood, etc., and a TOTALS row.

(a) Finance and service charges not included in Lines 1 to 35 \$ 0
(b) For health business on indicated lines report: Number of persons insured under PPO managed care products 0 and number of persons insured under indemnity only products 0

19AL



ANNUAL STATEMENT FOR THE YEAR 2021 OF THE FACTORY MUTUAL INSURANCE COMPANY

EXHIBIT OF PREMIUMS AND LOSSES (Statutory Page 14)

NAIC Group Code 0065

BUSINESS IN THE STATE OF Alaska

DURING THE YEAR 2021

NAIC Company Code 21482

Table with 12 columns: Line of Business, Gross Premiums (Direct Written, Direct Earned), Dividends Paid, Direct Unearned Premium Reserves, Direct Losses Paid, Direct Losses Incurred, Direct Losses Unpaid, Direct Defense and Cost Containment Expense Paid, Direct Defense and Cost Containment Expense Incurred, Direct Defense and Cost Containment Expense Unpaid, Commissions and Brokerage Expenses, Taxes, Licenses and Fees. Rows include various insurance types like Fire, Multiple peril, Federal flood, etc., and a TOTALS row.

(a) Finance and service charges not included in Lines 1 to 35 \$ 0
(b) For health business on indicated lines report: Number of persons insured under PPO managed care products 0 and number of persons insured under indemnity only products 0

19AK



ANNUAL STATEMENT FOR THE YEAR 2021 OF THE FACTORY MUTUAL INSURANCE COMPANY

EXHIBIT OF PREMIUMS AND LOSSES (Statutory Page 14)

NAIC Group Code 0065

BUSINESS IN THE STATE OF Arizona

DURING THE YEAR 2021

NAIC Company Code 21482

Table with 12 columns: Line of Business, Direct Premiums Written, Direct Premiums Earned, Dividends Paid or Credited to Policyholders on Direct Business, Direct Unearned Premium Reserves, Direct Losses Paid (deducting salvage), Direct Losses Incurred, Direct Losses Unpaid, Direct Defense and Cost Containment Expense Paid, Direct Defense and Cost Containment Expense Incurred, Direct Defense and Cost Containment Expense Unpaid, Commissions and Brokerage Expenses, Taxes, Licenses and Fees. Rows include various insurance categories like Fire, Multiple peril, Federal flood, etc., and a TOTALS row.

(a) Finance and service charges not included in Lines 1 to 35 \$ 0

(b) For health business on indicated lines report: Number of persons insured under PPO managed care products 0 and number of persons insured under indemnity only products 0

19AZ



ANNUAL STATEMENT FOR THE YEAR 2021 OF THE FACTORY MUTUAL INSURANCE COMPANY

EXHIBIT OF PREMIUMS AND LOSSES (Statutory Page 14)

NAIC Group Code 0065

BUSINESS IN THE STATE OF Arkansas

DURING THE YEAR 2021

NAIC Company Code 21482

Table with 12 columns: Line of Business, Direct Premiums Written, Direct Premiums Earned, Dividends Paid or Credited to Policyholders on Direct Business, Direct Unearned Premium Reserves, Direct Losses Paid (deducting salvage), Direct Losses Incurred, Direct Losses Unpaid, Direct Defense and Cost Containment Expense Paid, Direct Defense and Cost Containment Expense Incurred, Direct Defense and Cost Containment Expense Unpaid, Commissions and Brokerage Expenses, Taxes, Licenses and Fees. Rows include various insurance categories like Fire, Multiple peril, Commercial multiple peril, etc., ending with a TOTALS row.

(a) Finance and service charges not included in Lines 1 to 35 \$ 0

(b) For health business on indicated lines report: Number of persons insured under PPO managed care products 0 and number of persons insured under indemnity only products 0

19 AR



ANNUAL STATEMENT FOR THE YEAR 2021 OF THE FACTORY MUTUAL INSURANCE COMPANY

EXHIBIT OF PREMIUMS AND LOSSES (Statutory Page 14)

NAIC Group Code 0065

BUSINESS IN THE STATE OF California

DURING THE YEAR 2021

NAIC Company Code 21482

Table with 12 columns: Line of Business, Direct Premiums Written, Direct Premiums Earned, Dividends Paid or Credited to Policyholders on Direct Business, Direct Unearned Premium Reserves, Direct Losses Paid (deducting salvage), Direct Losses Incurred, Direct Losses Unpaid, Direct Defense and Cost Containment Expense Paid, Direct Defense and Cost Containment Expense Incurred, Direct Defense and Cost Containment Expense Unpaid, Commissions and Brokerage Expenses, Taxes, Licenses and Fees. Rows include various insurance categories like Fire, Earthquake, Auto, etc., and a TOTALS (a) row.

(a) Finance and service charges not included in Lines 1 to 35 \$ 0

(b) For health business on indicated lines report: Number of persons insured under PPO managed care products 0 and number of persons insured under indemnity only products 0

19 CA



ANNUAL STATEMENT FOR THE YEAR 2021 OF THE FACTORY MUTUAL INSURANCE COMPANY

EXHIBIT OF PREMIUMS AND LOSSES (Statutory Page 14)

NAIC Group Code 0065

BUSINESS IN THE STATE OF Colorado

DURING THE YEAR 2021

NAIC Company Code 21482

Table with 12 columns: Line of Business, Direct Premiums Written, Direct Premiums Earned, Dividends Paid or Credited to Policyholders on Direct Business, Direct Unearned Premium Reserves, Direct Losses Paid (deducting salvage), Direct Losses Incurred, Direct Losses Unpaid, Direct Defense and Cost Containment Expense Paid, Direct Defense and Cost Containment Expense Incurred, Direct Defense and Cost Containment Expense Unpaid, Commissions and Brokerage Expenses, Taxes, Licenses and Fees. Rows include various insurance categories like Fire, Earthquake, Auto, etc., and a TOTALS row.

(a) Finance and service charges not included in Lines 1 to 35 \$ 0
(b) For health business on indicated lines report: Number of persons insured under PPO managed care products 0 and number of persons insured under indemnity only products 0

19 CO



ANNUAL STATEMENT FOR THE YEAR 2021 OF THE FACTORY MUTUAL INSURANCE COMPANY

EXHIBIT OF PREMIUMS AND LOSSES (Statutory Page 14)

NAIC Group Code 0065

BUSINESS IN THE STATE OF Connecticut

DURING THE YEAR 2021

NAIC Company Code 21482

Table with 12 columns: Line of Business, Gross Premiums (Written/Earned), Dividends, Direct Unearned Premium Reserves, Direct Losses Paid, Direct Losses Incurred, Direct Losses Unpaid, Direct Defense and Cost Containment Expense Paid/Incurred, and Taxes, Licenses and Fees.

(a) Finance and service charges not included in Lines 1 to 35 \$ 0
(b) For health business on indicated lines report: Number of persons insured under PPO managed care products 0 and number of persons insured under indemnity only products 0

19 CT



ANNUAL STATEMENT FOR THE YEAR 2021 OF THE FACTORY MUTUAL INSURANCE COMPANY

EXHIBIT OF PREMIUMS AND LOSSES (Statutory Page 14)

NAIC Group Code 0065

BUSINESS IN THE STATE OF Delaware

DURING THE YEAR 2021

NAIC Company Code 21482

Table with 12 columns: Line of Business, Direct Premiums Written, Direct Premiums Earned, Dividends Paid or Credited to Policyholders on Direct Business, Direct Unearned Premium Reserves, Direct Losses Paid (deducting salvage), Direct Losses Incurred, Direct Losses Unpaid, Direct Defense and Cost Containment Expense Paid, Direct Defense and Cost Containment Expense Incurred, Direct Defense and Cost Containment Expense Unpaid, Commissions and Brokerage Expenses, Taxes, Licenses and Fees. Rows include various insurance categories like Fire, Multiple peril, Federal flood, etc., ending with a TOTALS row.

(a) Finance and service charges not included in Lines 1 to 35 \$ 0
(b) For health business on indicated lines report: Number of persons insured under PPO managed care products 0 and number of persons insured under indemnity only products 0

19 DE



ANNUAL STATEMENT FOR THE YEAR 2021 OF THE FACTORY MUTUAL INSURANCE COMPANY

EXHIBIT OF PREMIUMS AND LOSSES (Statutory Page 14)

NAIC Group Code 0065

BUSINESS IN THE STATE OF District of Columbia

DURING THE YEAR 2021

NAIC Company Code 21482

Table with 12 columns: Line of Business, Direct Premiums Written, Direct Premiums Earned, Dividends Paid or Credited to Policyholders on Direct Business, Direct Unearned Premium Reserves, Direct Losses Paid (deducting salvage), Direct Losses Incurred, Direct Losses Unpaid, Direct Defense and Cost Containment Expense Paid, Direct Defense and Cost Containment Expense Incurred, Direct Defense and Cost Containment Expense Unpaid, Commissions and Brokerage Expenses, Taxes, Licenses and Fees. Rows include various insurance categories like Fire, Earthquake, Auto, and a TOTALS row.

(a) Finance and service charges not included in Lines 1 to 35 \$ 0
(b) For health business on indicated lines report: Number of persons insured under PPO managed care products 0 and number of persons insured under indemnity only products 0

19DC



ANNUAL STATEMENT FOR THE YEAR 2021 OF THE FACTORY MUTUAL INSURANCE COMPANY

EXHIBIT OF PREMIUMS AND LOSSES (Statutory Page 14)

NAIC Group Code 0065

BUSINESS IN THE STATE OF Florida

DURING THE YEAR 2021

NAIC Company Code 21482

Table with 12 columns: Line of Business, Direct Premiums Written, Direct Premiums Earned, Dividends Paid or Credited to Policyholders on Direct Business, Direct Unearned Premium Reserves, Direct Losses Paid (deducting salvage), Direct Losses Incurred, Direct Losses Unpaid, Direct Defense and Cost Containment Expense Paid, Direct Defense and Cost Containment Expense Incurred, Direct Defense and Cost Containment Expense Unpaid, Commissions and Brokerage Expenses, Taxes, Licenses and Fees. Rows include various insurance categories like Fire, Multiple peril, Commercial multiple peril, etc., ending with a TOTALS row.

(a) Finance and service charges not included in Lines 1 to 35 \$ 0
(b) For health business on indicated lines report: Number of persons insured under PPO managed care products 0 and number of persons insured under indemnity only products 0

19 FL



ANNUAL STATEMENT FOR THE YEAR 2021 OF THE FACTORY MUTUAL INSURANCE COMPANY

EXHIBIT OF PREMIUMS AND LOSSES (Statutory Page 14)

NAIC Group Code 0065

BUSINESS IN THE STATE OF Georgia

DURING THE YEAR 2021

NAIC Company Code 21482

Line of Business	Gross Premiums, Including Policy and Membership Fees, Less Return Premiums and Premiums on Policies not Taken		3 Dividends Paid or Credited to Policyholders on Direct Business	4 Direct Unearned Premium Reserves	5 Direct Losses Paid (deducting salvage)	6 Direct Losses Incurred	7 Direct Losses Unpaid	8 Direct Defense and Cost Containment Expense Paid	9 Direct Defense and Cost Containment Expense Incurred	10 Direct Defense and Cost Containment Expense Unpaid	11 Commissions and Brokerage Expenses	12 Taxes, Licenses and Fees
	1 Direct Premiums Written	2 Direct Premiums Earned										
1. Fire	25,232,082	22,934,252	.0	11,263,488	25,424,477	19,860,166	16,337,509	.0	317,354	493,692	.0	760,582
2.1 Allied lines	46,493,447	44,236,300	.0	20,836,449	14,774,500	21,598,463	12,083,873	.0	286,446	349,564	.0	1,394,457
2.2 Multiple peril crop	.0	.0	.0	.0	.0	.0	.0	.0	.0	.0	.0	.0
2.3 Federal flood	.0	.0	.0	.0	.0	.0	.0	.0	.0	.0	.0	.0
2.4 Private crop	.0	.0	.0	.0	.0	.0	.0	.0	.0	.0	.0	.0
2.5 Private flood	.0	.0	.0	.0	.0	.0	.0	.0	.0	.0	.0	.0
3. Farmowners multiple peril	.0	.0	.0	.0	.0	.0	.0	.0	.0	.0	.0	.0
4. Homeowners multiple peril	.0	.0	.0	.0	.0	.0	.0	.0	.0	.0	.0	.0
5.1 Commercial multiple peril (non-liability portion)	.0	.0	.0	.0	.0	.0	.0	.0	.0	.0	.0	.0
5.2 Commercial multiple peril (liability portion)	.0	.0	.0	.0	.0	.0	.0	.0	.0	.0	.0	.0
6. Mortgage guaranty	.0	.0	.0	.0	.0	.0	.0	.0	.0	.0	.0	.0
8. Ocean marine	.0	.0	.0	.0	.0	.0	.0	.0	.0	.0	.0	.0
9. Inland marine	18,764,734	17,504,530	.0	8,621,602	14,306,821	13,910,176	15,756,538	53,567	(304,648)	1,358,858	.0	565,826
10. Financial guaranty	.0	.0	.0	.0	.0	.0	.0	.0	.0	.0	.0	.0
11. Medical professional liability	.0	.0	.0	.0	.0	.0	.0	.0	.0	.0	.0	.0
12. Earthquake	1,128,220	730,363	.0	513,062	.0	.0	.0	.0	.0	.0	.0	31,439
13. Group accident and health (b)	.0	.0	.0	.0	.0	.0	.0	.0	.0	.0	.0	.0
14. Credit accident and health (group and individual)	.0	.0	.0	.0	.0	.0	.0	.0	.0	.0	.0	.0
15.1 Collectively renewable accident and health (b)	.0	.0	.0	.0	.0	.0	.0	.0	.0	.0	.0	.0
15.2 Non-cancelable accident and health(b)	.0	.0	.0	.0	.0	.0	.0	.0	.0	.0	.0	.0
15.3 Guaranteed renewable accident and health(b)	.0	.0	.0	.0	.0	.0	.0	.0	.0	.0	.0	.0
15.4 Non-renewable for stated reasons only (b)	.0	.0	.0	.0	.0	.0	.0	.0	.0	.0	.0	.0
15.5 Other accident only	.0	.0	.0	.0	.0	.0	.0	.0	.0	.0	.0	.0
15.6 Medicare Title XVIII exempt from state taxes or fees	.0	.0	.0	.0	.0	.0	.0	.0	.0	.0	.0	.0
15.7 All other accident and health (b)	.0	.0	.0	.0	.0	.0	.0	.0	.0	.0	.0	.0
15.8 Federal employees health benefits plan premium (b)	.0	.0	.0	.0	.0	.0	.0	.0	.0	.0	.0	.0
16. Workers' compensation	.0	.0	.0	.0	.0	.0	.0	.0	.0	.0	.0	.0
17.1 Other Liability - occurrence	.0	.0	.0	.0	.0	.0	.0	.0	.0	.0	.0	.0
17.2 Other Liability - claims made	.0	.0	.0	.0	.0	.0	.0	.0	.0	.0	.0	.0
17.3 Excess workers' compensation	.0	.0	.0	.0	.0	.0	.0	.0	.0	.0	.0	.0
18. Products liability	.0	.0	.0	.0	.0	.0	.0	.0	.0	.0	.0	.0
19.1 Private passenger auto no-fault (personal injury protection)	.0	.0	.0	.0	.0	.0	.0	.0	.0	.0	.0	.0
19.2 Other private passenger auto liability	.0	.0	.0	.0	.0	.0	.0	.0	.0	.0	.0	.0
19.3 Commercial auto no-fault (personal injury protection)	.0	.0	.0	.0	.0	.0	.0	.0	.0	.0	.0	.0
19.4 Other commercial auto liability	.0	.0	.0	.0	.0	.0	.0	.0	.0	.0	.0	.0
21.1 Private passenger auto physical damage	.0	.0	.0	.0	.0	.0	.0	.0	.0	.0	.0	.0
21.2 Commercial auto physical damage	.0	.0	.0	.0	.0	.0	.0	.0	.0	.0	.0	.0
22. Aircraft (all perils)	.0	.0	.0	.0	.0	.0	.0	.0	.0	.0	.0	.0
23. Fidelity	.0	.0	.0	.0	.0	.0	.0	.0	.0	.0	.0	.0
24. Surety	.0	.0	.0	.0	.0	.0	.0	.0	.0	.0	.0	.0
26. Burglary and theft	.0	.0	.0	.0	.0	.0	.0	.0	.0	.0	.0	.0
27. Boiler and machinery	26,026,882	25,335,698	.0	12,697,984	(657,270)	(370,222)	2,682,836	.0	16,491	42,233	.0	753,296
28. Credit	.0	.0	.0	.0	.0	.0	.0	.0	.0	.0	.0	.0
29. International	.0	.0	.0	.0	.0	.0	.0	.0	.0	.0	.0	.0
30. Warranty	.0	.0	.0	.0	.0	.0	.0	.0	.0	.0	.0	.0
34. Aggregate write-ins for other lines of business	.0	.0	.0	.0	.0	.0	.0	.0	.0	.0	.0	.0
35. TOTALS (a)	117,645,365	110,741,143	0	53,932,584	53,848,528	54,998,582	46,860,755	53,567	315,643	2,244,347	0	3,505,599
DETAILS OF WRITE-INS												
3401.												
3402.												
3403.												
3498. Summary of remaining write-ins for Line 34 from overflow page	.0	.0	.0	.0	.0	.0	.0	.0	.0	.0	.0	.0
3499. Totals (Lines 3401 thru 3403 plus 3498)(Line 34 above)	.0	.0	.0	.0	.0	.0	.0	.0	.0	.0	.0	.0

(a) Finance and service charges not included in Lines 1 to 35 \$.0

(b) For health business on indicated lines report: Number of persons insured under PPO managed care products .0 and number of persons insured under indemnity only products .0



ANNUAL STATEMENT FOR THE YEAR 2021 OF THE FACTORY MUTUAL INSURANCE COMPANY

EXHIBIT OF PREMIUMS AND LOSSES (Statutory Page 14)

NAIC Group Code 0065

BUSINESS IN THE STATE OF Hawaii

DURING THE YEAR 2021

NAIC Company Code 21482

Table with 12 columns: Line of Business, Direct Premiums Written, Direct Premiums Earned, Dividends Paid or Credited to Policyholders on Direct Business, Direct Unearned Premium Reserves, Direct Losses Paid (deducting salvage), Direct Losses Incurred, Direct Losses Unpaid, Direct Defense and Cost Containment Expense Paid, Direct Defense and Cost Containment Expense Incurred, Direct Defense and Cost Containment Expense Unpaid, Commissions and Brokerage Expenses, Taxes, Licenses and Fees. Rows include various insurance categories like Fire, Earthquake, Auto, and a TOTALS row.

(a) Finance and service charges not included in Lines 1 to 35 \$ 0

(b) For health business on indicated lines report: Number of persons insured under PPO managed care products 0 and number of persons insured under indemnity only products 0

19.HI



ANNUAL STATEMENT FOR THE YEAR 2021 OF THE FACTORY MUTUAL INSURANCE COMPANY

EXHIBIT OF PREMIUMS AND LOSSES (Statutory Page 14)

NAIC Group Code 0065

BUSINESS IN THE STATE OF Idaho

DURING THE YEAR 2021

NAIC Company Code 21482

Table with 12 columns: Line of Business, Direct Premiums Written, Direct Premiums Earned, Dividends Paid or Credited to Policyholders on Direct Business, Direct Unearned Premium Reserves, Direct Losses Paid (deducting salvage), Direct Losses Incurred, Direct Losses Unpaid, Direct Defense and Cost Containment Expense Paid, Direct Defense and Cost Containment Expense Incurred, Direct Defense and Cost Containment Expense Unpaid, Commissions and Brokerage Expenses, Taxes, Licenses and Fees. Rows include various insurance categories like Fire, Multiple peril, Federal flood, etc., ending with a TOTALS row.

(a) Finance and service charges not included in Lines 1 to 35 \$ 0
(b) For health business on indicated lines report: Number of persons insured under PPO managed care products 0 and number of persons insured under indemnity only products 0

191D



ANNUAL STATEMENT FOR THE YEAR 2021 OF THE FACTORY MUTUAL INSURANCE COMPANY

EXHIBIT OF PREMIUMS AND LOSSES (Statutory Page 14)

NAIC Group Code 0065

BUSINESS IN THE STATE OF Illinois

DURING THE YEAR 2021

NAIC Company Code 21482

Table with 12 columns: Line of Business, Direct Premiums Written, Direct Premiums Earned, Dividends Paid or Credited to Policyholders on Direct Business, Direct Unearned Premium Reserves, Direct Losses Paid (deducting salvage), Direct Losses Incurred, Direct Losses Unpaid, Direct Defense and Cost Containment Expense Paid, Direct Defense and Cost Containment Expense Incurred, Direct Defense and Cost Containment Expense Unpaid, Commissions and Brokerage Expenses, Taxes, Licenses and Fees. Rows include various insurance categories like Fire, Multiple peril, Commercial multiple peril, etc., ending with a TOTALS row.

(a) Finance and service charges not included in Lines 1 to 35 \$ 0
(b) For health business on indicated lines report: Number of persons insured under PPO managed care products 0 and number of persons insured under indemnity only products 0

19.1L



ANNUAL STATEMENT FOR THE YEAR 2021 OF THE FACTORY MUTUAL INSURANCE COMPANY

EXHIBIT OF PREMIUMS AND LOSSES (Statutory Page 14)

NAIC Group Code 0065

BUSINESS IN THE STATE OF Indiana

DURING THE YEAR 2021

NAIC Company Code 21482

Table with 12 columns: Line of Business, Gross Premiums (Written/Earned), Dividends, Direct Unearned Premium Reserves, Direct Losses Paid, Direct Losses Incurred, Direct Losses Unpaid, Direct Defense and Cost Containment Expense Paid/Incurred, and Taxes, Licenses and Fees. Rows include various insurance categories like Fire, Multiple peril, Commercial multiple peril, etc., ending with a TOTALS row.

(a) Finance and service charges not included in Lines 1 to 35 \$ 0
(b) For health business on indicated lines report: Number of persons insured under PPO managed care products 0 and number of persons insured under indemnity only products 0

19 IN



ANNUAL STATEMENT FOR THE YEAR 2021 OF THE FACTORY MUTUAL INSURANCE COMPANY

EXHIBIT OF PREMIUMS AND LOSSES (Statutory Page 14)

NAIC Group Code 0065

BUSINESS IN THE STATE OF Iowa

DURING THE YEAR 2021

NAIC Company Code 21482

Line of Business	Gross Premiums, Including Policy and Membership Fees, Less Return Premiums and Premiums on Policies not Taken		3 Dividends Paid or Credited to Policyholders on Direct Business	4 Direct Unearned Premium Reserves	5 Direct Losses Paid (deducting salvage)	6 Direct Losses Incurred	7 Direct Losses Unpaid	8 Direct Defense and Cost Containment Expense Paid	9 Direct Defense and Cost Containment Expense Incurred	10 Direct Defense and Cost Containment Expense Unpaid	11 Commissions and Brokerage Expenses	12 Taxes, Licenses and Fees
	1 Direct Premiums Written	2 Direct Premiums Earned										
1. Fire	9,161,819	8,748,223	.0	3,463,487	6,737,491	1,451,923	0	0	(43,486)	0	0	280,156
2.1 Allied lines	22,641,477	22,019,338	.0	8,868,522	31,209,198	(26,115,937)	3,166,684	0	70,680	90,683	0	692,541
2.2 Multiple peril crop	0	0	0	0	0	0	0	0	0	0	0	0
2.3 Federal flood	0	0	0	0	0	0	0	0	0	0	0	0
2.4 Private crop	0	0	0	0	0	0	0	0	0	0	0	0
2.5 Private flood	0	0	0	0	0	0	0	0	0	0	0	0
3. Farmowners multiple peril	0	0	0	0	0	0	0	0	0	0	0	0
4. Homeowners multiple peril	0	0	0	0	0	0	0	0	0	0	0	0
5.1 Commercial multiple peril (non-liability portion)	0	0	0	0	0	0	0	0	0	0	0	0
5.2 Commercial multiple peril (liability portion)	0	0	0	0	0	0	0	0	0	0	0	0
6. Mortgage guaranty	0	0	0	0	0	0	0	0	0	0	0	0
8. Ocean marine	0	0	0	0	0	0	0	0	0	0	0	0
9. Inland marine	6,079,322	6,480,607	.0	2,217,932	0	(13,181)	1,046,738	83,930	1,167,106	1,083,176	0	188,483
10. Financial guaranty	0	0	0	0	0	0	0	0	0	0	0	0
11. Medical professional liability	0	0	0	0	0	0	0	0	0	0	0	0
12. Earthquake	524,170	367,075	.0	252,071	0	0	0	0	0	0	0	16,152
13. Group accident and health (b)	0	0	0	0	0	0	0	0	0	0	0	0
14. Credit accident and health (group and individual)	0	0	0	0	0	0	0	0	0	0	0	0
15.1 Collectively renewable accident and health (b)	0	0	0	0	0	0	0	0	0	0	0	0
15.2 Non-cancelable accident and health(b)	0	0	0	0	0	0	0	0	0	0	0	0
15.3 Guaranteed renewable accident and health(b)	0	0	0	0	0	0	0	0	0	0	0	0
15.4 Non-renewable for stated reasons only (b)	0	0	0	0	0	0	0	0	0	0	0	0
15.5 Other accident only	0	0	0	0	0	0	0	0	0	0	0	0
15.6 Medicare Title XVIII exempt from state taxes or fees	0	0	0	0	0	0	0	0	0	0	0	0
15.7 All other accident and health (b)	0	0	0	0	0	0	0	0	0	0	0	0
15.8 Federal employees health benefits plan premium (b)	0	0	0	0	0	0	0	0	0	0	0	0
16. Workers' compensation	0	0	0	0	0	0	0	0	0	0	0	0
17.1 Other Liability - occurrence	0	0	0	0	0	0	0	0	0	0	0	0
17.2 Other Liability - claims made	0	0	0	0	0	0	0	0	0	0	0	0
17.3 Excess workers' compensation	0	0	0	0	0	0	0	0	0	0	0	0
18. Products liability	0	0	0	0	0	0	0	0	0	0	0	0
19.1 Private passenger auto no-fault (personal injury protection)	0	0	0	0	0	0	0	0	0	0	0	0
19.2 Other private passenger auto liability	0	0	0	0	0	0	0	0	0	0	0	0
19.3 Commercial auto no-fault (personal injury protection)	0	0	0	0	0	0	0	0	0	0	0	0
19.4 Other commercial auto liability	0	0	0	0	0	0	0	0	0	0	0	0
21.1 Private passenger auto physical damage	0	0	0	0	0	0	0	0	0	0	0	0
21.2 Commercial auto physical damage	0	0	0	0	0	0	0	0	0	0	0	0
22. Aircraft (all perils)	0	0	0	0	0	0	0	0	0	0	0	0
23. Fidelity	0	0	0	0	0	0	0	0	0	0	0	0
24. Surety	0	0	0	0	0	0	0	0	0	0	0	0
26. Burglary and theft	0	0	0	0	0	0	0	0	0	0	0	0
27. Boiler and machinery	6,828,768	6,441,567	.0	2,365,908	15,411,825	15,516,825	105,000	0	0	0	0	209,444
28. Credit	0	0	0	0	0	0	0	0	0	0	0	0
29. International	0	0	0	0	0	0	0	0	0	0	0	0
30. Warranty	0	0	0	0	0	0	0	0	0	0	0	0
34. Aggregate write-ins for other lines of business	0	0	0	0	0	0	0	0	0	0	0	0
35. TOTALS (a)	45,235,556	44,056,810	0	17,167,920	53,358,514	(9,160,370)	4,318,423	83,930	1,194,300	1,173,859	0	1,386,776
DETAILS OF WRITE-INS												
3401.												
3402.												
3403.												
3498. Summary of remaining write-ins for Line 34 from overflow page	0	0	0	0	0	0	0	0	0	0	0	0
3499. Totals (Lines 3401 thru 3403 plus 3498)(Line 34 above)	0	0	0	0	0	0	0	0	0	0	0	0

(a) Finance and service charges not included in Lines 1 to 35 \$ 0

(b) For health business on indicated lines report: Number of persons insured under PPO managed care products 0 and number of persons insured under indemnity only products 0

191A



ANNUAL STATEMENT FOR THE YEAR 2021 OF THE FACTORY MUTUAL INSURANCE COMPANY

EXHIBIT OF PREMIUMS AND LOSSES (Statutory Page 14)

NAIC Group Code 0065

BUSINESS IN THE STATE OF Kansas

DURING THE YEAR 2021

NAIC Company Code 21482

Line of Business	Gross Premiums, Including Policy and Membership Fees, Less Return Premiums and Premiums on Policies not Taken		3 Dividends Paid or Credited to Policyholders on Direct Business	4 Direct Unearned Premium Reserves	5 Direct Losses Paid (deducting salvage)	6 Direct Losses Incurred	7 Direct Losses Unpaid	8 Direct Defense and Cost Containment Expense Paid	9 Direct Defense and Cost Containment Expense Incurred	10 Direct Defense and Cost Containment Expense Unpaid	11 Commissions and Brokerage Expenses	12 Taxes, Licenses and Fees
	1 Direct Premiums Written	2 Direct Premiums Earned										
1. Fire	5,043,144	4,612,611	.0	1,877,176	2,384,071	(184,828)	0	0	(21,135)	0	0	154,301
2.1 Allied lines	11,127,350	10,570,495	.0	4,320,492	523,277	723,277	200,000	0	0	0	0	341,639
2.2 Multiple peril crop	0	0	0	0	0	0	0	0	0	0	0	0
2.3 Federal flood	0	0	0	0	0	0	0	0	0	0	0	0
2.4 Private crop	0	0	0	0	0	0	0	0	0	0	0	0
2.5 Private flood	0	0	0	0	0	0	0	0	0	0	0	0
3. Farmowners multiple peril	0	0	0	0	0	0	0	0	0	0	0	0
4. Homeowners multiple peril	0	0	0	0	0	0	0	0	0	0	0	0
5.1 Commercial multiple peril (non-liability portion)	0	0	0	0	0	0	0	0	0	0	0	0
5.2 Commercial multiple peril (liability portion)	0	0	0	0	0	0	0	0	0	0	0	0
6. Mortgage guaranty	0	0	0	0	0	0	0	0	0	0	0	0
8. Ocean marine	0	0	0	0	0	0	0	0	0	0	0	0
9. Inland marine	4,459,963	4,345,728	0	1,435,546	0	(1,101,158)	1,018,681	0	0	0	0	134,919
10. Financial guaranty	0	0	0	0	0	0	0	0	0	0	0	0
11. Medical professional liability	0	0	0	0	0	0	0	0	0	0	0	0
12. Earthquake	279,539	162,184	0	123,017	0	0	0	0	0	0	0	8,614
13. Group accident and health (b)	0	0	0	0	0	0	0	0	0	0	0	0
14. Credit accident and health (group and individual)	0	0	0	0	0	0	0	0	0	0	0	0
15.1 Collectively renewable accident and health (b)	0	0	0	0	0	0	0	0	0	0	0	0
15.2 Non-cancelable accident and health(b)	0	0	0	0	0	0	0	0	0	0	0	0
15.3 Guaranteed renewable accident and health(b)	0	0	0	0	0	0	0	0	0	0	0	0
15.4 Non-renewable for stated reasons only (b)	0	0	0	0	0	0	0	0	0	0	0	0
15.5 Other accident only	0	0	0	0	0	0	0	0	0	0	0	0
15.6 Medicare Title XVIII exempt from state taxes or fees	0	0	0	0	0	0	0	0	0	0	0	0
15.7 All other accident and health (b)	0	0	0	0	0	0	0	0	0	0	0	0
15.8 Federal employees health benefits plan premium (b)	0	0	0	0	0	0	0	0	0	0	0	0
16. Workers' compensation	0	0	0	0	0	0	0	0	0	0	0	0
17.1 Other Liability - occurrence	0	0	0	0	0	0	0	0	0	0	0	0
17.2 Other Liability - claims made	0	0	0	0	0	0	0	0	0	0	0	0
17.3 Excess workers' compensation	0	0	0	0	0	0	0	0	0	0	0	0
18. Products liability	0	0	0	0	0	0	0	0	0	0	0	0
19.1 Private passenger auto no-fault (personal injury protection)	0	0	0	0	0	0	0	0	0	0	0	0
19.2 Other private passenger auto liability	0	0	0	0	0	0	0	0	0	0	0	0
19.3 Commercial auto no-fault (personal injury protection)	0	0	0	0	0	0	0	0	0	0	0	0
19.4 Other commercial auto liability	0	0	0	0	0	0	0	0	0	0	0	0
21.1 Private passenger auto physical damage	0	0	0	0	0	0	0	0	0	0	0	0
21.2 Commercial auto physical damage	0	0	0	0	0	0	0	0	0	0	0	0
22. Aircraft (all perils)	0	0	0	0	0	0	0	0	0	0	0	0
23. Fidelity	0	0	0	0	0	0	0	0	0	0	0	0
24. Surety	0	0	0	0	0	0	0	0	0	0	0	0
26. Burglary and theft	0	0	0	0	0	0	0	0	0	0	0	0
27. Boiler and machinery	5,315,781	4,940,559	0	2,226,501	0	598,847	598,847	9,427	9,427	0	0	162,047
28. Credit	0	0	0	0	0	0	0	0	0	0	0	0
29. International	0	0	0	0	0	0	0	0	0	0	0	0
30. Warranty	0	0	0	0	0	0	0	0	0	0	0	0
34. Aggregate write-ins for other lines of business	0	0	0	0	0	0	0	0	0	0	0	0
35. TOTALS (a)	26,225,777	24,631,578	0	9,982,732	2,907,348	36,139	1,817,528	0	(11,708)	9,427	0	801,520
DETAILS OF WRITE-INS												
3401.												
3402.												
3403.												
3498. Summary of remaining write-ins for Line 34 from overflow page	0	0	0	0	0	0	0	0	0	0	0	0
3499. Totals (Lines 3401 thru 3403 plus 3498)(Line 34 above)	0	0	0	0	0	0	0	0	0	0	0	0

(a) Finance and service charges not included in Lines 1 to 35 \$ 0

(b) For health business on indicated lines report: Number of persons insured under PPO managed care products 0 and number of persons insured under indemnity only products 0

19 KS



ANNUAL STATEMENT FOR THE YEAR 2021 OF THE FACTORY MUTUAL INSURANCE COMPANY

EXHIBIT OF PREMIUMS AND LOSSES (Statutory Page 14)

NAIC Group Code 0065

BUSINESS IN THE STATE OF Kentucky

DURING THE YEAR 2021

NAIC Company Code 21482

Table with 12 columns: Line of Business, Direct Premiums Written, Direct Premiums Earned, Dividends Paid or Credited to Policyholders on Direct Business, Direct Unearned Premium Reserves, Direct Losses Paid (deducting salvage), Direct Losses Incurred, Direct Losses Unpaid, Direct Defense and Cost Containment Expense Paid, Direct Defense and Cost Containment Expense Incurred, Direct Defense and Cost Containment Expense Unpaid, Commissions and Brokerage Expenses, Taxes, Licenses and Fees. Rows include various insurance categories like Fire, Multiple peril crop, Federal flood, etc., ending with a TOTALS row.

(a) Finance and service charges not included in Lines 1 to 35 \$ 0
(b) For health business on indicated lines report: Number of persons insured under PPO managed care products 0 and number of persons insured under indemnity only products 0

19 KY



ANNUAL STATEMENT FOR THE YEAR 2021 OF THE FACTORY MUTUAL INSURANCE COMPANY

EXHIBIT OF PREMIUMS AND LOSSES (Statutory Page 14)

NAIC Group Code 0065

BUSINESS IN THE STATE OF Louisiana

DURING THE YEAR 2021

NAIC Company Code 21482

Table with 12 columns: Line of Business, Direct Premiums Written, Direct Premiums Earned, Dividends Paid or Credited to Policyholders on Direct Business, Direct Unearned Premium Reserves, Direct Losses Paid (deducting salvage), Direct Losses Incurred, Direct Losses Unpaid, Direct Defense and Cost Containment Expense Paid, Direct Defense and Cost Containment Expense Incurred, Direct Defense and Cost Containment Expense Unpaid, Commissions and Brokerage Expenses, Taxes, Licenses and Fees. Rows include various insurance categories like Fire, Multiple peril, Federal flood, etc., ending with a TOTALS row.

(a) Finance and service charges not included in Lines 1 to 35 \$ 0

(b) For health business on indicated lines report: Number of persons insured under PPO managed care products 0 and number of persons insured under indemnity only products 0

191A



ANNUAL STATEMENT FOR THE YEAR 2021 OF THE FACTORY MUTUAL INSURANCE COMPANY

EXHIBIT OF PREMIUMS AND LOSSES (Statutory Page 14)

NAIC Group Code 0065

BUSINESS IN THE STATE OF Maine

DURING THE YEAR 2021

NAIC Company Code 21482

Table with 12 columns: Line of Business, Direct Premiums Written, Direct Premiums Earned, Dividends Paid or Credited to Policyholders on Direct Business, Direct Unearned Premium Reserves, Direct Losses Paid (deducting salvage), Direct Losses Incurred, Direct Losses Unpaid, Direct Defense and Cost Containment Expense Paid, Direct Defense and Cost Containment Expense Incurred, Direct Defense and Cost Containment Expense Unpaid, Commissions and Brokerage Expenses, Taxes, Licenses and Fees. Rows include various insurance categories like Fire, Multiple peril crop, Federal flood, etc., ending with a TOTALS row.

(a) Finance and service charges not included in Lines 1 to 35 \$ 0
(b) For health business on indicated lines report: Number of persons insured under PPO managed care products 0 and number of persons insured under indemnity only products 0

19 ME



ANNUAL STATEMENT FOR THE YEAR 2021 OF THE FACTORY MUTUAL INSURANCE COMPANY

EXHIBIT OF PREMIUMS AND LOSSES (Statutory Page 14)

NAIC Group Code 0065

BUSINESS IN THE STATE OF Maryland

DURING THE YEAR 2021

NAIC Company Code 21482

Table with 12 columns: Line of Business, Gross Premiums (Direct Written, Direct Earned), Dividends Paid, Direct Unearned Premium Reserves, Direct Losses Paid, Direct Losses Incurred, Direct Losses Unpaid, Direct Defense and Cost Containment Expense Paid, Direct Defense and Cost Containment Expense Incurred, Direct Defense and Cost Containment Expense Unpaid, Commissions and Brokerage Expenses, Taxes, Licenses and Fees. Rows include Fire, Allied lines, Multiple peril crop, Federal flood, Private crop, Private flood, Farmowners multiple peril, Homeowners multiple peril, Commercial multiple peril, Mortgage guaranty, Ocean marine, Inland marine, Financial guaranty, Medical professional liability, Earthquake, Group accident and health, Credit accident and health, Medicare Title XVIII, All other accident and health, Federal employees health benefits plan premium, Workers' compensation, Other Liability, Products liability, Private passenger auto, Commercial auto, Aircraft, Fidelity, Surety, Burglary and theft, Boiler and machinery, Credit, International, Warranty, Aggregate write-ins, and TOTALS (a). Includes a section for DETAILS OF WRITE-INS (3401-3499).

(a) Finance and service charges not included in Lines 1 to 35 \$ 0

(b) For health business on indicated lines report: Number of persons insured under PPO managed care products 0 and number of persons insured under indemnity only products 0

19 MD



ANNUAL STATEMENT FOR THE YEAR 2021 OF THE FACTORY MUTUAL INSURANCE COMPANY

EXHIBIT OF PREMIUMS AND LOSSES (Statutory Page 14)

NAIC Group Code 0065

BUSINESS IN THE STATE OF Massachusetts

DURING THE YEAR 2021

NAIC Company Code 21482

Table with 12 columns: Line of Business, Gross Premiums (Written/Earned), Dividends, Direct Unearned Premium Reserves, Direct Losses Paid, Direct Losses Incurred, Direct Losses Unpaid, Direct Defense and Cost Containment Expense Paid/Incurred, and Taxes, Licenses and Fees. Rows include Fire, Allied lines, Multiple peril crop, Federal/Private flood, Farmowners/Homeowners multiple peril, Commercial multiple peril, Mortgage guaranty, Ocean/Inland marine, Financial guaranty, Medical professional liability, Earthquake, Group/Credit accident and health, Medicare, All other accident and health, Workers' compensation, Other Liability, Products liability, Private/Commercial auto, Aircraft, Fidelity, Surety, Burglary and theft, Boiler and machinery, Credit, International, Warranty, and Aggregate write-ins.

(a) Finance and service charges not included in Lines 1 to 35 \$ 0
(b) For health business on indicated lines report: Number of persons insured under PPO managed care products 0 and number of persons insured under indemnity only products 0

19 MA



ANNUAL STATEMENT FOR THE YEAR 2021 OF THE FACTORY MUTUAL INSURANCE COMPANY

EXHIBIT OF PREMIUMS AND LOSSES (Statutory Page 14)

NAIC Group Code 0065

BUSINESS IN THE STATE OF Michigan

DURING THE YEAR 2021

NAIC Company Code 21482

Table with 12 columns: Line of Business, Direct Premiums Written, Direct Premiums Earned, Dividends Paid or Credited to Policyholders on Direct Business, Direct Unearned Premium Reserves, Direct Losses Paid (deducting salvage), Direct Losses Incurred, Direct Losses Unpaid, Direct Defense and Cost Containment Expense Paid, Direct Defense and Cost Containment Expense Incurred, Direct Defense and Cost Containment Expense Unpaid, Commissions and Brokerage Expenses, Taxes, Licenses and Fees. Rows include various insurance categories like Fire, Multiple peril, Federal flood, etc., and a TOTALS (a) row.

(a) Finance and service charges not included in Lines 1 to 35 \$ 0

(b) For health business on indicated lines report: Number of persons insured under PPO managed care products 0 and number of persons insured under indemnity only products 0

19.MI



ANNUAL STATEMENT FOR THE YEAR 2021 OF THE FACTORY MUTUAL INSURANCE COMPANY

EXHIBIT OF PREMIUMS AND LOSSES (Statutory Page 14)

NAIC Group Code 0065

BUSINESS IN THE STATE OF Minnesota

DURING THE YEAR 2021

NAIC Company Code 21482

Table with 12 columns: Line of Business, Direct Premiums Written, Direct Premiums Earned, Dividends Paid or Credited to Policyholders on Direct Business, Direct Unearned Premium Reserves, Direct Losses Paid (deducting salvage), Direct Losses Incurred, Direct Losses Unpaid, Direct Defense and Cost Containment Expense Paid, Direct Defense and Cost Containment Expense Incurred, Direct Defense and Cost Containment Expense Unpaid, Commissions and Brokerage Expenses, Taxes, Licenses and Fees. Rows include various insurance categories like Fire, Earthquake, Auto, and a TOTALS row.

(a) Finance and service charges not included in Lines 1 to 35 \$ 0

(b) For health business on indicated lines report: Number of persons insured under PPO managed care products 0 and number of persons insured under indemnity only products 0

19 MN



ANNUAL STATEMENT FOR THE YEAR 2021 OF THE FACTORY MUTUAL INSURANCE COMPANY

EXHIBIT OF PREMIUMS AND LOSSES (Statutory Page 14)

NAIC Group Code 0065

BUSINESS IN THE STATE OF Mississippi

DURING THE YEAR 2021

NAIC Company Code 21482

Line of Business	Gross Premiums, Including Policy and Membership Fees, Less Return Premiums and Premiums on Policies not Taken		3 Dividends Paid or Credited to Policyholders on Direct Business	4 Direct Unearned Premium Reserves	5 Direct Losses Paid (deducting salvage)	6 Direct Losses Incurred	7 Direct Losses Unpaid	8 Direct Defense and Cost Containment Expense Paid	9 Direct Defense and Cost Containment Expense Incurred	10 Direct Defense and Cost Containment Expense Unpaid	11 Commissions and Brokerage Expenses	12 Taxes, Licenses and Fees
	1 Direct Premiums Written	2 Direct Premiums Earned										
1. Fire	5,877,620	5,721,807	.0	2,260,531	(82,527)	40,801,624	52,587,011	.0	177,383	273,665	.0	182,271
2.1 Allied lines	11,966,027	12,637,858	.0	4,657,257	259,183	259,183	.0	.0	.0	.0	.0	372,790
2.2 Multiple peril crop	.0	.0	.0	.0	.0	.0	.0	.0	.0	.0	.0	.0
2.3 Federal flood	.0	.0	.0	.0	.0	.0	.0	.0	.0	.0	.0	.0
2.4 Private crop	.0	.0	.0	.0	.0	.0	.0	.0	.0	.0	.0	.0
2.5 Private flood	.0	.0	.0	.0	.0	.0	.0	.0	.0	.0	.0	.0
3. Farmowners multiple peril	.0	.0	.0	.0	.0	.0	.0	.0	.0	.0	.0	.0
4. Homeowners multiple peril	.0	.0	.0	.0	.0	.0	.0	.0	.0	.0	.0	.0
5.1 Commercial multiple peril (non-liability portion)	.0	.0	.0	.0	.0	.0	.0	.0	.0	.0	.0	.0
5.2 Commercial multiple peril (liability portion)	.0	.0	.0	.0	.0	.0	.0	.0	.0	.0	.0	.0
6. Mortgage guaranty	.0	.0	.0	.0	.0	.0	.0	.0	.0	.0	.0	.0
8. Ocean marine	.0	.0	.0	.0	.0	.0	.0	.0	.0	.0	.0	.0
9. Inland marine	3,223,451	4,395,579	.0	1,371,399	4,916,985	8,835,159	3,918,174	.0	.0	.0	.0	107,307
10. Financial guaranty	.0	.0	.0	.0	.0	.0	.0	.0	.0	.0	.0	.0
11. Medical professional liability	.0	.0	.0	.0	.0	.0	.0	.0	.0	.0	.0	.0
12. Earthquake	7,559,848	6,219,694	.0	3,623,679	.0	.0	.0	.0	.0	.0	.0	209,386
13. Group accident and health (b)	.0	.0	.0	.0	.0	.0	.0	.0	.0	.0	.0	.0
14. Credit accident and health (group and individual)	.0	.0	.0	.0	.0	.0	.0	.0	.0	.0	.0	.0
15.1 Collectively renewable accident and health (b)	.0	.0	.0	.0	.0	.0	.0	.0	.0	.0	.0	.0
15.2 Non-cancelable accident and health(b)	.0	.0	.0	.0	.0	.0	.0	.0	.0	.0	.0	.0
15.3 Guaranteed renewable accident and health(b)	.0	.0	.0	.0	.0	.0	.0	.0	.0	.0	.0	.0
15.4 Non-renewable for stated reasons only (b)	.0	.0	.0	.0	.0	.0	.0	.0	.0	.0	.0	.0
15.5 Other accident only	.0	.0	.0	.0	.0	.0	.0	.0	.0	.0	.0	.0
15.6 Medicare Title XVIII exempt from state taxes or fees	.0	.0	.0	.0	.0	.0	.0	.0	.0	.0	.0	.0
15.7 All other accident and health (b)	.0	.0	.0	.0	.0	.0	.0	.0	.0	.0	.0	.0
15.8 Federal employees health benefits plan premium (b)	.0	.0	.0	.0	.0	.0	.0	.0	.0	.0	.0	.0
16. Workers' compensation	.0	.0	.0	.0	.0	.0	.0	.0	.0	.0	.0	.0
17.1 Other Liability - occurrence	.0	.0	.0	.0	.0	.0	.0	.0	.0	.0	.0	.0
17.2 Other Liability - claims made	.0	.0	.0	.0	.0	.0	.0	.0	.0	.0	.0	.0
17.3 Excess workers' compensation	.0	.0	.0	.0	.0	.0	.0	.0	.0	.0	.0	.0
18. Products liability	.0	.0	.0	.0	.0	.0	.0	.0	.0	.0	.0	.0
19.1 Private passenger auto no-fault (personal injury protection)	.0	.0	.0	.0	.0	.0	.0	.0	.0	.0	.0	.0
19.2 Other private passenger auto liability	.0	.0	.0	.0	.0	.0	.0	.0	.0	.0	.0	.0
19.3 Commercial auto no-fault (personal injury protection)	.0	.0	.0	.0	.0	.0	.0	.0	.0	.0	.0	.0
19.4 Other commercial auto liability	.0	.0	.0	.0	.0	.0	.0	.0	.0	.0	.0	.0
21.1 Private passenger auto physical damage	.0	.0	.0	.0	.0	.0	.0	.0	.0	.0	.0	.0
21.2 Commercial auto physical damage	.0	.0	.0	.0	.0	.0	.0	.0	.0	.0	.0	.0
22. Aircraft (all perils)	.0	.0	.0	.0	.0	.0	.0	.0	.0	.0	.0	.0
23. Fidelity	.0	.0	.0	.0	.0	.0	.0	.0	.0	.0	.0	.0
24. Surety	.0	.0	.0	.0	.0	.0	.0	.0	.0	.0	.0	.0
26. Burglary and theft	.0	.0	.0	.0	.0	.0	.0	.0	.0	.0	.0	.0
27. Boiler and machinery	5,087,507	5,083,237	.0	1,672,305	1,313,504	6,076,550	5,573,241	.0	(862)	7,843	.0	159,116
28. Credit	.0	.0	.0	.0	.0	.0	.0	.0	.0	.0	.0	.0
29. International	.0	.0	.0	.0	.0	.0	.0	.0	.0	.0	.0	.0
30. Warranty	.0	.0	.0	.0	.0	.0	.0	.0	.0	.0	.0	.0
34. Aggregate write-ins for other lines of business	.0	.0	.0	.0	.0	.0	.0	.0	.0	.0	.0	.0
35. TOTALS (a)	33,714,453	34,058,175	0	13,585,171	6,407,145	55,972,516	62,078,426	0	176,521	281,508	0	1,030,870
DETAILS OF WRITE-INS												
3401.												
3402.												
3403.												
3498. Summary of remaining write-ins for Line 34 from overflow page	.0	.0	.0	.0	.0	.0	.0	.0	.0	.0	.0	.0
3499. Totals (Lines 3401 thru 3403 plus 3498)(Line 34 above)	.0	.0	.0	.0	.0	.0	.0	.0	.0	.0	.0	.0

(a) Finance and service charges not included in Lines 1 to 35 \$ 0

(b) For health business on indicated lines report: Number of persons insured under PPO managed care products 0 and number of persons insured under indemnity only products 0



ANNUAL STATEMENT FOR THE YEAR 2021 OF THE FACTORY MUTUAL INSURANCE COMPANY

EXHIBIT OF PREMIUMS AND LOSSES (Statutory Page 14)

NAIC Group Code 0065

BUSINESS IN THE STATE OF Missouri

DURING THE YEAR 2021

NAIC Company Code 21482

Table with 12 columns: Line of Business, Direct Premiums Written, Direct Premiums Earned, Dividends Paid or Credited to Policyholders on Direct Business, Direct Unearned Premium Reserves, Direct Losses Paid (deducting salvage), Direct Losses Incurred, Direct Losses Unpaid, Direct Defense and Cost Containment Expense Paid, Direct Defense and Cost Containment Expense Incurred, Direct Defense and Cost Containment Expense Unpaid, Commissions and Brokerage Expenses, Taxes, Licenses and Fees. Rows include various insurance categories like Fire, Multiple peril, Commercial multiple peril, etc., ending with a TOTALS row.

(a) Finance and service charges not included in Lines 1 to 35 \$0
(b) For health business on indicated lines report: Number of persons insured under PPO managed care products0 and number of persons insured under indemnity only products0

19 MO



ANNUAL STATEMENT FOR THE YEAR 2021 OF THE FACTORY MUTUAL INSURANCE COMPANY

EXHIBIT OF PREMIUMS AND LOSSES (Statutory Page 14)

NAIC Group Code 0065

BUSINESS IN THE STATE OF Montana

DURING THE YEAR 2021

NAIC Company Code 21482

Table with 12 columns: Line of Business, Direct Premiums Written, Direct Premiums Earned, Dividends Paid or Credited to Policyholders on Direct Business, Direct Unearned Premium Reserves, Direct Losses Paid (deducting salvage), Direct Losses Incurred, Direct Losses Unpaid, Direct Defense and Cost Containment Expense Paid, Direct Defense and Cost Containment Expense Incurred, Direct Defense and Cost Containment Expense Unpaid, Commissions and Brokerage Expenses, Taxes, Licenses and Fees. Rows include various insurance categories like Fire, Multiple peril, Federal flood, etc., and a TOTALS row.

(a) Finance and service charges not included in Lines 1 to 35 \$ 0

(b) For health business on indicated lines report: Number of persons insured under PPO managed care products 0 and number of persons insured under indemnity only products 0

19 MT



ANNUAL STATEMENT FOR THE YEAR 2021 OF THE FACTORY MUTUAL INSURANCE COMPANY

EXHIBIT OF PREMIUMS AND LOSSES (Statutory Page 14)

NAIC Group Code 0065

BUSINESS IN THE STATE OF Nebraska

DURING THE YEAR 2021

NAIC Company Code 21482

Table with 12 columns: Line of Business, Gross Premiums (Direct Written, Direct Earned), Dividends Paid, Direct Unearned Premium Reserves, Direct Losses Paid, Direct Losses Incurred, Direct Losses Unpaid, Direct Defense and Cost Containment Expense Paid, Direct Defense and Cost Containment Expense Incurred, Direct Defense and Cost Containment Expense Unpaid, Commissions and Brokerage Expenses, Taxes, Licenses and Fees. Rows include Fire, Allied lines, Multiple peril crop, Federal flood, Private crop, Private flood, Farmowners multiple peril, Homeowners multiple peril, Commercial multiple peril, Mortgage guaranty, Ocean marine, Inland marine, Financial guaranty, Medical professional liability, Earthquake, Group accident and health, Credit accident and health, Collectively renewable accident and health, Non-cancelable accident and health, Guaranteed renewable accident and health, Non-renewable for stated reasons only, Other accident only, Medicare Title XVIII exempt from state taxes or fees, All other accident and health, Federal employees health benefits plan premium, Workers' compensation, Other Liability - occurrence, Other Liability - claims made, Excess workers' compensation, Products liability, Private passenger auto no-fault, Other private passenger auto liability, Commercial auto no-fault, Other commercial auto liability, Private passenger auto physical damage, Commercial auto physical damage, Aircraft, Fidelity, Surety, Burglary and theft, Boiler and machinery, Credit, International, Warranty, Aggregate write-ins for other lines of business, TOTALS (a), DETAILS OF WRITE-INS (3401-3403, 3498, 3499).

(a) Finance and service charges not included in Lines 1 to 35 \$ 0

(b) For health business on indicated lines report: Number of persons insured under PPO managed care products 0 and number of persons insured under indemnity only products 0

19 NLE



ANNUAL STATEMENT FOR THE YEAR 2021 OF THE FACTORY MUTUAL INSURANCE COMPANY

EXHIBIT OF PREMIUMS AND LOSSES (Statutory Page 14)

NAIC Group Code 0065

BUSINESS IN THE STATE OF Nevada

DURING THE YEAR 2021

NAIC Company Code 21482

Table with 12 columns: Line of Business, Direct Premiums Written, Direct Premiums Earned, Dividends Paid or Credited to Policyholders on Direct Business, Direct Unearned Premium Reserves, Direct Losses Paid (deducting salvage), Direct Losses Incurred, Direct Losses Unpaid, Direct Defense and Cost Containment Expense Paid, Direct Defense and Cost Containment Expense Incurred, Direct Defense and Cost Containment Expense Unpaid, Commissions and Brokerage Expenses, Taxes, Licenses and Fees. Rows include Fire, Allied lines, Multiple peril crop, Federal flood, Private crop, Private flood, Farmowners multiple peril, Homeowners multiple peril, Commercial multiple peril (non-liability and liability portions), Mortgage guaranty, Ocean marine, Inland marine, Financial guaranty, Medical professional liability, Earthquake, Group accident and health (b), Credit accident and health (group and individual), Collectively renewable accident and health (b), Non-cancelable accident and health(b), Guaranteed renewable accident and health(b), Non-renewable for stated reasons only (b), Other accident only, Medicare Title XVIII exempt from state taxes or fees, All other accident and health (b), Federal employees health benefits plan premium (b), Workers' compensation, Other Liability - occurrence, Other Liability - claims made, Excess workers' compensation, Products liability, Private passenger auto no-fault (personal injury protection), Other private passenger auto liability, Commercial auto no-fault (personal injury protection), Other commercial auto liability, Private passenger auto physical damage, Commercial auto physical damage, Aircraft (all perils), Fidelity, Surety, Burglary and theft, Boiler and machinery, Credit, International, Warranty, Aggregate write-ins for other lines of business, TOTALS (a), and DETAILS OF WRITE-INS (3401-3403, 3498, 3499).

(a) Finance and service charges not included in Lines 1 to 35 \$ 0

(b) For health business on indicated lines report: Number of persons insured under PPO managed care products 0 and number of persons insured under indemnity only products 0

19 NV



ANNUAL STATEMENT FOR THE YEAR 2021 OF THE FACTORY MUTUAL INSURANCE COMPANY

EXHIBIT OF PREMIUMS AND LOSSES (Statutory Page 14)

NAIC Group Code 0065

BUSINESS IN THE STATE OF New Hampshire

DURING THE YEAR 2021

NAIC Company Code 21482

Table with 12 columns: Line of Business, Gross Premiums (Written/Earned), Dividends, Direct Unearned Premium Reserves, Direct Losses Paid, Direct Losses Incurred, Direct Losses Unpaid, Direct Defense and Cost Containment Expense Paid/Incurred, and Taxes, Licenses and Fees. Rows include Fire, Multiple peril crop, Federal/Private crop, Farmowners/Homeowners multiple peril, Commercial multiple peril, Mortgage guaranty, Ocean/Inland marine, Financial guaranty, Medical professional liability, Earthquake, Group/Individual accident and health, Medicare, All other accident and health, Workers' compensation, Other Liability, Products liability, Commercial auto, Aircraft, Fidelity, Surety, Burglary and theft, Boiler and machinery, Credit, International, Warranty, and Aggregate write-ins.

(a) Finance and service charges not included in Lines 1 to 35 \$ 0
(b) For health business on indicated lines report: Number of persons insured under PPO managed care products 0 and number of persons insured under indemnity only products 0

19 NH



ANNUAL STATEMENT FOR THE YEAR 2021 OF THE FACTORY MUTUAL INSURANCE COMPANY

EXHIBIT OF PREMIUMS AND LOSSES (Statutory Page 14)

NAIC Group Code 0065

BUSINESS IN THE STATE OF New Jersey

DURING THE YEAR 2021

NAIC Company Code 21482

Table with 12 columns: Line of Business, Direct Premiums Written, Direct Premiums Earned, Dividends Paid or Credited to Policyholders on Direct Business, Direct Unearned Premium Reserves, Direct Losses Paid (deducting salvage), Direct Losses Incurred, Direct Losses Unpaid, Direct Defense and Cost Containment Expense Paid, Direct Defense and Cost Containment Expense Incurred, Direct Defense and Cost Containment Expense Unpaid, Commissions and Brokerage Expenses, Taxes, Licenses and Fees. Rows include Fire, Allied lines, Multiple peril crop, Federal flood, Private crop, Private flood, Farmowners multiple peril, Homeowners multiple peril, Commercial multiple peril (non-liability portion), Commercial multiple peril (liability portion), Mortgage guaranty, Ocean marine, Inland marine, Financial guaranty, Earthquake, Group accident and health (b), Credit accident and health (group and individual), Collectively renewable accident and health (b), Non-cancelable accident and health(b), Guaranteed renewable accident and health(b), Non-renewable for stated reasons only (b), Other accident only, Medicare Title XVIII exempt from state taxes or fees, All other accident and health (b), Federal employees health benefits plan premium (b), Workers' compensation, Other Liability - occurrence, Other Liability - claims made, Excess workers' compensation, Products liability, Private passenger auto no-fault (personal injury protection), Other private passenger auto liability, Commercial auto no-fault (personal injury protection), Other commercial auto liability, Private passenger auto physical damage, Commercial auto physical damage, Aircraft (all perils), Fidelity, Surety, Burglary and theft, Boiler and machinery, Credit, International, Warranty, Aggregate write-ins for other lines of business, TOTALS (a), DETAILS OF WRITE-INS, 3401, 3402, 3403, 3498, 3499.

(a) Finance and service charges not included in Lines 1 to 35 \$ 0

(b) For health business on indicated lines report: Number of persons insured under PPO managed care products 0 and number of persons insured under indemnity only products 0

19 NJ



ANNUAL STATEMENT FOR THE YEAR 2021 OF THE FACTORY MUTUAL INSURANCE COMPANY

EXHIBIT OF PREMIUMS AND LOSSES (Statutory Page 14)

NAIC Group Code 0065

BUSINESS IN THE STATE OF New Mexico

DURING THE YEAR 2021

NAIC Company Code 21482

Table with 12 columns: Line of Business, Direct Premiums Written, Direct Premiums Earned, Dividends Paid or Credited to Policyholders on Direct Business, Direct Unearned Premium Reserves, Direct Losses Paid (deducting salvage), Direct Losses Incurred, Direct Losses Unpaid, Direct Defense and Cost Containment Expense Paid, Direct Defense and Cost Containment Expense Incurred, Direct Defense and Cost Containment Expense Unpaid, Commissions and Brokerage Expenses, Taxes, Licenses and Fees. Rows include various insurance categories like Fire, Multiple peril, Federal flood, etc., ending with a TOTALS row.

(a) Finance and service charges not included in Lines 1 to 35 \$ 0
(b) For health business on indicated lines report: Number of persons insured under PPO managed care products 0 and number of persons insured under indemnity only products 0

19 NM



ANNUAL STATEMENT FOR THE YEAR 2021 OF THE FACTORY MUTUAL INSURANCE COMPANY

EXHIBIT OF PREMIUMS AND LOSSES (Statutory Page 14)

NAIC Group Code 0065

BUSINESS IN THE STATE OF New York

DURING THE YEAR 2021

NAIC Company Code 21482

Table with 12 columns: Line of Business, Direct Premiums Written, Direct Premiums Earned, Dividends Paid or Credited to Policyholders on Direct Business, Direct Unearned Premium Reserves, Direct Losses Paid (deducting salvage), Direct Losses Incurred, Direct Losses Unpaid, Direct Defense and Cost Containment Expense Paid, Direct Defense and Cost Containment Expense Incurred, Direct Defense and Cost Containment Expense Unpaid, Commissions and Brokerage Expenses, Taxes, Licenses and Fees. Rows include Fire, Allied lines, Multiple peril crop, Federal flood, Private crop, Private flood, Farmowners multiple peril, Homeowners multiple peril, Commercial multiple peril (non-liability portion), Commercial multiple peril (liability portion), Mortgage guaranty, Ocean marine, Inland marine, Financial guaranty, Medical professional liability, Earthquake, Group accident and health (b), Credit accident and health (group and individual), Collectively renewable accident and health (b), Non-cancelable accident and health(b), Guaranteed renewable accident and health(b), Non-renewable for stated reasons only (b), Other accident only, Medicare Title XVIII exempt from state taxes or fees, All other accident and health (b), Federal employees health benefits plan premium (b), Workers' compensation, Other Liability - occurrence, Other Liability - claims made, Excess workers' compensation, Products liability, Private passenger auto no-fault (personal injury protection), Other private passenger auto liability, Commercial auto no-fault (personal injury protection), Other commercial auto liability, Private passenger auto physical damage, Commercial auto physical damage, Aircraft (all perils), Fidelity, Surety, Burglary and theft, Boiler and machinery, Credit, International, Warranty, Aggregate write-ins for other lines of business, TOTALS (a), DETAILS OF WRITE-INS, 3401, 3402, 3403, 3498, 3499.

(a) Finance and service charges not included in Lines 1 to 35 \$ 0

(b) For health business on indicated lines report: Number of persons insured under PPO managed care products 0 and number of persons insured under indemnity only products 0

19.NY



ANNUAL STATEMENT FOR THE YEAR 2021 OF THE FACTORY MUTUAL INSURANCE COMPANY

EXHIBIT OF PREMIUMS AND LOSSES (Statutory Page 14)

NAIC Group Code 0065

BUSINESS IN THE STATE OF North Carolina

DURING THE YEAR 2021

NAIC Company Code 21482

Table with 12 columns: Line of Business, Direct Premiums Written, Direct Premiums Earned, Dividends Paid or Credited to Policyholders on Direct Business, Direct Unearned Premium Reserves, Direct Losses Paid (deducting salvage), Direct Losses Incurred, Direct Losses Unpaid, Direct Defense and Cost Containment Expense Paid, Direct Defense and Cost Containment Expense Incurred, Direct Defense and Cost Containment Expense Unpaid, Commissions and Brokerage Expenses, Taxes, Licenses and Fees. Rows include various insurance categories like Fire, Earthquake, Auto, and a TOTALS row.

(a) Finance and service charges not included in Lines 1 to 35 \$ 0
(b) For health business on indicated lines report: Number of persons insured under PPO managed care products 0 and number of persons insured under indemnity only products 0

19 NC



ANNUAL STATEMENT FOR THE YEAR 2021 OF THE FACTORY MUTUAL INSURANCE COMPANY

EXHIBIT OF PREMIUMS AND LOSSES (Statutory Page 14)

NAIC Group Code 0065

BUSINESS IN THE STATE OF North Dakota

DURING THE YEAR 2021

NAIC Company Code 21482

Line of Business	Gross Premiums, Including Policy and Membership Fees, Less Return Premiums and Premiums on Policies not Taken		3 Dividends Paid or Credited to Policyholders on Direct Business	4 Direct Unearned Premium Reserves	5 Direct Losses Paid (deducting salvage)	6 Direct Losses Incurred	7 Direct Losses Unpaid	8 Direct Defense and Cost Containment Expense Paid	9 Direct Defense and Cost Containment Expense Incurred	10 Direct Defense and Cost Containment Expense Unpaid	11 Commissions and Brokerage Expenses	12 Taxes, Licenses and Fees
	1 Direct Premiums Written	2 Direct Premiums Earned										
1. Fire	4,772,555	4,081,343	.0	2,912,793	.0	.0	.0	.0	.0	.0	.0	102,338
2.1 Allied lines	10,592,994	8,750,584	.0	6,377,381	(1,677,921)	(156,334)	1,806,477	.0	47,953	51,732	.0	213,914
2.2 Multiple peril crop	.0	.0	.0	.0	.0	.0	.0	.0	.0	.0	.0	.0
2.3 Federal flood	.0	.0	.0	.0	.0	.0	.0	.0	.0	.0	.0	.0
2.4 Private crop	.0	.0	.0	.0	.0	.0	.0	.0	.0	.0	.0	.0
2.5 Private flood	.0	.0	.0	.0	.0	.0	.0	.0	.0	.0	.0	.0
3. Farmowners multiple peril	.0	.0	.0	.0	.0	.0	.0	.0	.0	.0	.0	.0
4. Homeowners multiple peril	.0	.0	.0	.0	.0	.0	.0	.0	.0	.0	.0	.0
5.1 Commercial multiple peril (non-liability portion)	.0	.0	.0	.0	.0	.0	.0	.0	.0	.0	.0	.0
5.2 Commercial multiple peril (liability portion)	.0	.0	.0	.0	.0	.0	.0	.0	.0	.0	.0	.0
6. Mortgage guaranty	.0	.0	.0	.0	.0	.0	.0	.0	.0	.0	.0	.0
8. Ocean marine	.0	.0	.0	.0	.0	.0	.0	.0	.0	.0	.0	.0
9. Inland marine	3,677,149	3,185,480	.0	2,112,694	2,418	2,418	.0	.0	.0	.0	.0	83,741
10. Financial guaranty	.0	.0	.0	.0	.0	.0	.0	.0	.0	.0	.0	.0
11. Medical professional liability	.0	.0	.0	.0	.0	.0	.0	.0	.0	.0	.0	.0
12. Earthquake	39,757	34,352	.0	6,625	.0	.0	.0	.0	.0	.0	.0	1,225
13. Group accident and health (b)	.0	.0	.0	.0	.0	.0	.0	.0	.0	.0	.0	.0
14. Credit accident and health (group and individual)	.0	.0	.0	.0	.0	.0	.0	.0	.0	.0	.0	.0
15.1 Collectively renewable accident and health (b)	.0	.0	.0	.0	.0	.0	.0	.0	.0	.0	.0	.0
15.2 Non-cancelable accident and health(b)	.0	.0	.0	.0	.0	.0	.0	.0	.0	.0	.0	.0
15.3 Guaranteed renewable accident and health(b)	.0	.0	.0	.0	.0	.0	.0	.0	.0	.0	.0	.0
15.4 Non-renewable for stated reasons only (b)	.0	.0	.0	.0	.0	.0	.0	.0	.0	.0	.0	.0
15.5 Other accident only	.0	.0	.0	.0	.0	.0	.0	.0	.0	.0	.0	.0
15.6 Medicare Title XVIII exempt from state taxes or fees	.0	.0	.0	.0	.0	.0	.0	.0	.0	.0	.0	.0
15.7 All other accident and health (b)	.0	.0	.0	.0	.0	.0	.0	.0	.0	.0	.0	.0
15.8 Federal employees health benefits plan premium (b)	.0	.0	.0	.0	.0	.0	.0	.0	.0	.0	.0	.0
16. Workers' compensation	.0	.0	.0	.0	.0	.0	.0	.0	.0	.0	.0	.0
17.1 Other Liability - occurrence	.0	.0	.0	.0	.0	.0	.0	.0	.0	.0	.0	.0
17.2 Other Liability - claims made	.0	.0	.0	.0	.0	.0	.0	.0	.0	.0	.0	.0
17.3 Excess workers' compensation	.0	.0	.0	.0	.0	.0	.0	.0	.0	.0	.0	.0
18. Products liability	.0	.0	.0	.0	.0	.0	.0	.0	.0	.0	.0	.0
19.1 Private passenger auto no-fault (personal injury protection)	.0	.0	.0	.0	.0	.0	.0	.0	.0	.0	.0	.0
19.2 Other private passenger auto liability	.0	.0	.0	.0	.0	.0	.0	.0	.0	.0	.0	.0
19.3 Commercial auto no-fault (personal injury protection)	.0	.0	.0	.0	.0	.0	.0	.0	.0	.0	.0	.0
19.4 Other commercial auto liability	.0	.0	.0	.0	.0	.0	.0	.0	.0	.0	.0	.0
21.1 Private passenger auto physical damage	.0	.0	.0	.0	.0	.0	.0	.0	.0	.0	.0	.0
21.2 Commercial auto physical damage	.0	.0	.0	.0	.0	.0	.0	.0	.0	.0	.0	.0
22. Aircraft (all perils)	.0	.0	.0	.0	.0	.0	.0	.0	.0	.0	.0	.0
23. Fidelity	.0	.0	.0	.0	.0	.0	.0	.0	.0	.0	.0	.0
24. Surety	.0	.0	.0	.0	.0	.0	.0	.0	.0	.0	.0	.0
26. Burglary and theft	.0	.0	.0	.0	.0	.0	.0	.0	.0	.0	.0	.0
27. Boiler and machinery	8,906,075	8,156,820	.0	5,833,190	2,354,644	(858,024)	958,156	.0	(29,730)	15,083	.0	172,933
28. Credit	.0	.0	.0	.0	.0	.0	.0	.0	.0	.0	.0	.0
29. International	.0	.0	.0	.0	.0	.0	.0	.0	.0	.0	.0	.0
30. Warranty	.0	.0	.0	.0	.0	.0	.0	.0	.0	.0	.0	.0
34. Aggregate write-ins for other lines of business	.0	.0	.0	.0	.0	.0	.0	.0	.0	.0	.0	.0
35. TOTALS (a)	27,988,530	24,208,580	0	17,242,683	679,141	(1,011,940)	2,764,633	0	18,222	66,815	0	574,151
DETAILS OF WRITE-INS												
3401.												
3402.												
3403.												
3498. Summary of remaining write-ins for Line 34 from overflow page	.0	.0	.0	.0	.0	.0	.0	.0	.0	.0	.0	.0
3499. Totals (Lines 3401 thru 3403 plus 3498)(Line 34 above)	.0	.0	.0	.0	.0	.0	.0	.0	.0	.0	.0	.0

(a) Finance and service charges not included in Lines 1 to 35 \$ 0

(b) For health business on indicated lines report: Number of persons insured under PPO managed care products 0 and number of persons insured under indemnity only products 0

19 ND



ANNUAL STATEMENT FOR THE YEAR 2021 OF THE FACTORY MUTUAL INSURANCE COMPANY

EXHIBIT OF PREMIUMS AND LOSSES (Statutory Page 14)

NAIC Group Code 0065

BUSINESS IN THE STATE OF Ohio

DURING THE YEAR 2021

NAIC Company Code 21482

Table with 12 columns: Line of Business, Direct Premiums Written, Direct Premiums Earned, Dividends Paid or Credited to Policyholders on Direct Business, Direct Unearned Premium Reserves, Direct Losses Paid (deducting salvage), Direct Losses Incurred, Direct Losses Unpaid, Direct Defense and Cost Containment Expense Paid, Direct Defense and Cost Containment Expense Incurred, Direct Defense and Cost Containment Expense Unpaid, Commissions and Brokerage Expenses, Taxes, Licenses and Fees. Rows include various insurance categories like Fire, Multiple peril, Commercial multiple peril, etc., ending with a TOTALS row.

(a) Finance and service charges not included in Lines 1 to 35 \$ 0

(b) For health business on indicated lines report: Number of persons insured under PPO managed care products 0 and number of persons insured under indemnity only products 0

19 OH



ANNUAL STATEMENT FOR THE YEAR 2021 OF THE FACTORY MUTUAL INSURANCE COMPANY

EXHIBIT OF PREMIUMS AND LOSSES (Statutory Page 14)

NAIC Group Code 0065

BUSINESS IN THE STATE OF Oklahoma

DURING THE YEAR 2021

NAIC Company Code 21482

Table with 12 columns: Line of Business, Direct Premiums Written, Direct Premiums Earned, Dividends Paid or Credited to Policyholders on Direct Business, Direct Unearned Premium Reserves, Direct Losses Paid (deducting salvage), Direct Losses Incurred, Direct Losses Unpaid, Direct Defense and Cost Containment Expense Paid, Direct Defense and Cost Containment Expense Incurred, Direct Defense and Cost Containment Expense Unpaid, Commissions and Brokerage Expenses, Taxes, Licenses and Fees. Rows include various insurance categories like Fire, Earthquake, and Auto, ending with a TOTALS row.

(a) Finance and service charges not included in Lines 1 to 35 \$ 0
(b) For health business on indicated lines report: Number of persons insured under PPO managed care products 0 and number of persons insured under indemnity only products 0

19 OK



ANNUAL STATEMENT FOR THE YEAR 2021 OF THE FACTORY MUTUAL INSURANCE COMPANY

EXHIBIT OF PREMIUMS AND LOSSES (Statutory Page 14)

NAIC Group Code 0065

BUSINESS IN THE STATE OF Oregon

DURING THE YEAR 2021

NAIC Company Code 21482

Table with 12 columns: Line of Business, Direct Premiums Written, Direct Premiums Earned, Dividends Paid or Credited to Policyholders on Direct Business, Direct Unearned Premium Reserves, Direct Losses Paid (deducting salvage), Direct Losses Incurred, Direct Losses Unpaid, Direct Defense and Cost Containment Expense Paid, Direct Defense and Cost Containment Expense Incurred, Direct Defense and Cost Containment Expense Unpaid, Commissions and Brokerage Expenses, Taxes, Licenses and Fees. Rows include various insurance categories like Fire, Earthquake, Auto, etc., and a TOTALS row.

(a) Finance and service charges not included in Lines 1 to 35 \$ 0
(b) For health business on indicated lines report: Number of persons insured under PPO managed care products 0 and number of persons insured under indemnity only products 0

19 OR



ANNUAL STATEMENT FOR THE YEAR 2021 OF THE FACTORY MUTUAL INSURANCE COMPANY

EXHIBIT OF PREMIUMS AND LOSSES (Statutory Page 14)

NAIC Group Code 0065

BUSINESS IN THE STATE OF Pennsylvania

DURING THE YEAR 2021

NAIC Company Code 21482

Table with 12 columns: Line of Business, Direct Premiums Written, Direct Premiums Earned, Dividends Paid or Credited to Policyholders on Direct Business, Direct Unearned Premium Reserves, Direct Losses Paid (deducting salvage), Direct Losses Incurred, Direct Losses Unpaid, Direct Defense and Cost Containment Expense Paid, Direct Defense and Cost Containment Expense Incurred, Direct Defense and Cost Containment Expense Unpaid, Commissions and Brokerage Expenses, Taxes, Licenses and Fees. Rows include various insurance categories like Fire, Multiple peril, Commercial multiple peril, etc., ending with a TOTALS row.

(a) Finance and service charges not included in Lines 1 to 35 \$ 0

(b) For health business on indicated lines report: Number of persons insured under PPO managed care products 0 and number of persons insured under indemnity only products 0

19 PA



ANNUAL STATEMENT FOR THE YEAR 2021 OF THE FACTORY MUTUAL INSURANCE COMPANY

EXHIBIT OF PREMIUMS AND LOSSES (Statutory Page 14)

NAIC Group Code 0065

BUSINESS IN THE STATE OF Rhode Island

DURING THE YEAR 2021

NAIC Company Code 21482

Table with 12 columns: Line of Business, Direct Premiums Written, Direct Premiums Earned, Dividends Paid or Credited to Policyholders on Direct Business, Direct Unearned Premium Reserves, Direct Losses Paid (deducting salvage), Direct Losses Incurred, Direct Losses Unpaid, Direct Defense and Cost Containment Expense Paid, Direct Defense and Cost Containment Expense Incurred, Direct Defense and Cost Containment Expense Unpaid, Commissions and Brokerage Expenses, Taxes, Licenses and Fees. Rows include various insurance lines like Fire, Multiple peril, Federal flood, etc., ending with a TOTALS row.

(a) Finance and service charges not included in Lines 1 to 35 \$ 0

(b) For health business on indicated lines report: Number of persons insured under PPO managed care products 0 and number of persons insured under indemnity only products 0

19.RI



ANNUAL STATEMENT FOR THE YEAR 2021 OF THE FACTORY MUTUAL INSURANCE COMPANY

EXHIBIT OF PREMIUMS AND LOSSES (Statutory Page 14)

NAIC Group Code 0065

BUSINESS IN THE STATE OF South Carolina

DURING THE YEAR 2021

NAIC Company Code 21482

Table with 12 columns: Line of Business, Direct Premiums Written, Direct Premiums Earned, Dividends Paid or Credited to Policyholders on Direct Business, Direct Unearned Premium Reserves, Direct Losses Paid (deducting salvage), Direct Losses Incurred, Direct Losses Unpaid, Direct Defense and Cost Containment Expense Paid, Direct Defense and Cost Containment Expense Incurred, Direct Defense and Cost Containment Expense Unpaid, Commissions and Brokerage Expenses, Taxes, Licenses and Fees. Rows include various insurance categories like Fire, Multiple peril, Federal flood, etc., ending with a TOTALS row.

(a) Finance and service charges not included in Lines 1 to 35 \$ 0
(b) For health business on indicated lines report: Number of persons insured under PPO managed care products 0 and number of persons insured under indemnity only products 0

19 SC



ANNUAL STATEMENT FOR THE YEAR 2021 OF THE FACTORY MUTUAL INSURANCE COMPANY

EXHIBIT OF PREMIUMS AND LOSSES (Statutory Page 14)

NAIC Group Code 0065

BUSINESS IN THE STATE OF South Dakota

DURING THE YEAR 2021

NAIC Company Code 21482

Table with 12 columns: Line of Business, Gross Premiums (Direct Written, Direct Earned), Dividends Paid, Direct Unearned Premium Reserves, Direct Losses Paid, Direct Losses Incurred, Direct Losses Unpaid, Direct Defense and Cost Containment Expense Paid, Direct Defense and Cost Containment Expense Incurred, Direct Defense and Cost Containment Expense Unpaid, Commissions and Brokerage Expenses, Taxes, Licenses and Fees. Rows include various insurance types like Fire, Multiple peril, Flood, etc., and a TOTALS row.

(a) Finance and service charges not included in Lines 1 to 35 \$ 0
(b) For health business on indicated lines report: Number of persons insured under PPO managed care products 0 and number of persons insured under indemnity only products 0

19 SD



ANNUAL STATEMENT FOR THE YEAR 2021 OF THE FACTORY MUTUAL INSURANCE COMPANY

EXHIBIT OF PREMIUMS AND LOSSES (Statutory Page 14)

NAIC Group Code 0065

BUSINESS IN THE STATE OF Tennessee

DURING THE YEAR 2021

NAIC Company Code 21482

Table with 12 columns: Line of Business, Direct Premiums Written, Direct Premiums Earned, Dividends Paid or Credited to Policyholders on Direct Business, Direct Unearned Premium Reserves, Direct Losses Paid (deducting salvage), Direct Losses Incurred, Direct Losses Unpaid, Direct Defense and Cost Containment Expense Paid, Direct Defense and Cost Containment Expense Incurred, Direct Defense and Cost Containment Expense Unpaid, Commissions and Brokerage Expenses, Taxes, Licenses and Fees. Rows include various insurance categories like Fire, Multiple peril crop, Commercial multiple peril, etc., ending with a TOTALS row.

(a) Finance and service charges not included in Lines 1 to 35 \$ 0
(b) For health business on indicated lines report: Number of persons insured under PPO managed care products 0 and number of persons insured under indemnity only products 0

19.TN



ANNUAL STATEMENT FOR THE YEAR 2021 OF THE FACTORY MUTUAL INSURANCE COMPANY

EXHIBIT OF PREMIUMS AND LOSSES (Statutory Page 14)

NAIC Group Code 0065

BUSINESS IN THE STATE OF Texas

DURING THE YEAR 2021

NAIC Company Code 21482

Table with 12 columns: Line of Business, Direct Premiums Written, Direct Premiums Earned, Dividends Paid or Credited to Policyholders on Direct Business, Direct Unearned Premium Reserves, Direct Losses Paid (deducting salvage), Direct Losses Incurred, Direct Losses Unpaid, Direct Defense and Cost Containment Expense Paid, Direct Defense and Cost Containment Expense Incurred, Direct Defense and Cost Containment Expense Unpaid, Commissions and Brokerage Expenses, Taxes, Licenses and Fees. Rows include various insurance categories like Fire, Earthquake, Auto, and a TOTALS row.

(a) Finance and service charges not included in Lines 1 to 35 \$ 0
(b) For health business on indicated lines report: Number of persons insured under PPO managed care products 0 and number of persons insured under indemnity only products 0

19.TX



ANNUAL STATEMENT FOR THE YEAR 2021 OF THE FACTORY MUTUAL INSURANCE COMPANY

EXHIBIT OF PREMIUMS AND LOSSES (Statutory Page 14)

NAIC Group Code 0065

BUSINESS IN THE STATE OF Utah

DURING THE YEAR 2021

NAIC Company Code 21482

Table with 12 columns: Line of Business, Direct Premiums Written, Direct Premiums Earned, Dividends Paid or Credited to Policyholders on Direct Business, Direct Unearned Premium Reserves, Direct Losses Paid (deducting salvage), Direct Losses Incurred, Direct Losses Unpaid, Direct Defense and Cost Containment Expense Paid, Direct Defense and Cost Containment Expense Incurred, Direct Defense and Cost Containment Expense Unpaid, Commissions and Brokerage Expenses, Taxes, Licenses and Fees. Rows include various insurance lines like Fire, Earthquake, Auto, etc., and a TOTALS row.

(a) Finance and service charges not included in Lines 1 to 35 \$ 0
(b) For health business on indicated lines report: Number of persons insured under PPO managed care products 0 and number of persons insured under indemnity only products 0

19 UT



ANNUAL STATEMENT FOR THE YEAR 2021 OF THE FACTORY MUTUAL INSURANCE COMPANY

EXHIBIT OF PREMIUMS AND LOSSES (Statutory Page 14)

NAIC Group Code 0065

BUSINESS IN THE STATE OF Vermont

DURING THE YEAR 2021

NAIC Company Code 21482

Table with 12 columns: Line of Business, Direct Premiums Written, Direct Premiums Earned, Dividends Paid or Credited to Policyholders on Direct Business, Direct Unearned Premium Reserves, Direct Losses Paid (deducting salvage), Direct Losses Incurred, Direct Losses Unpaid, Direct Defense and Cost Containment Expense Paid, Direct Defense and Cost Containment Expense Incurred, Direct Defense and Cost Containment Expense Unpaid, Commissions and Brokerage Expenses, Taxes, Licenses and Fees. Rows include various insurance lines like Fire, Multiple peril, Federal flood, etc., and a TOTALS row.

(a) Finance and service charges not included in Lines 1 to 35 \$ 0

(b) For health business on indicated lines report: Number of persons insured under PPO managed care products 0 and number of persons insured under indemnity only products 0

19 VT



ANNUAL STATEMENT FOR THE YEAR 2021 OF THE FACTORY MUTUAL INSURANCE COMPANY

EXHIBIT OF PREMIUMS AND LOSSES (Statutory Page 14)

NAIC Group Code 0065

BUSINESS IN THE STATE OF Virginia

DURING THE YEAR 2021

NAIC Company Code 21482

Table with 12 columns: Line of Business, Gross Premiums (Direct Written, Direct Earned), Dividends Paid, Direct Unearned Premium Reserves, Direct Losses Paid, Direct Losses Incurred, Direct Losses Unpaid, Direct Defense and Cost Containment Expense Paid, Direct Defense and Cost Containment Expense Incurred, Direct Defense and Cost Containment Expense Unpaid, Commissions and Brokerage Expenses, Taxes, Licenses and Fees. Rows include various insurance categories like Fire, Multiple peril, Commercial multiple peril, etc., ending with a TOTALS row.

(a) Finance and service charges not included in Lines 1 to 35 \$ 0
(b) For health business on indicated lines report: Number of persons insured under PPO managed care products 0 and number of persons insured under indemnity only products 0

19 VA



ANNUAL STATEMENT FOR THE YEAR 2021 OF THE FACTORY MUTUAL INSURANCE COMPANY

EXHIBIT OF PREMIUMS AND LOSSES (Statutory Page 14)

NAIC Group Code 0065

BUSINESS IN THE STATE OF Washington

DURING THE YEAR 2021

NAIC Company Code 21482

Table with 12 columns: Line of Business, Direct Premiums Written, Direct Premiums Earned, Dividends Paid or Credited to Policyholders on Direct Business, Direct Unearned Premium Reserves, Direct Losses Paid (deducting salvage), Direct Losses Incurred, Direct Losses Unpaid, Direct Defense and Cost Containment Expense Paid, Direct Defense and Cost Containment Expense Incurred, Direct Defense and Cost Containment Expense Unpaid, Commissions and Brokerage Expenses, Taxes, Licenses and Fees. Rows include various insurance categories like Fire, Earthquake, Auto, etc., and a TOTALS row.

(a) Finance and service charges not included in Lines 1 to 35 \$ 0
(b) For health business on indicated lines report: Number of persons insured under PPO managed care products 0 and number of persons insured under indemnity only products 0

19/WA



ANNUAL STATEMENT FOR THE YEAR 2021 OF THE FACTORY MUTUAL INSURANCE COMPANY

EXHIBIT OF PREMIUMS AND LOSSES (Statutory Page 14)

NAIC Group Code 0065

BUSINESS IN THE STATE OF West Virginia

DURING THE YEAR 2021

NAIC Company Code 21482

Table with 12 columns: Line of Business, Direct Premiums Written, Direct Premiums Earned, Dividends Paid or Credited to Policyholders on Direct Business, Direct Unearned Premium Reserves, Direct Losses Paid (deducting salvage), Direct Losses Incurred, Direct Losses Unpaid, Direct Defense and Cost Containment Expense Paid, Direct Defense and Cost Containment Expense Incurred, Direct Defense and Cost Containment Expense Unpaid, Commissions and Brokerage Expenses, Taxes, Licenses and Fees. Rows include various insurance categories like Fire, Multiple peril, Federal flood, etc., and a TOTALS row.

(a) Finance and service charges not included in Lines 1 to 35 \$ 0
(b) For health business on indicated lines report: Number of persons insured under PPO managed care products 0 and number of persons insured under indemnity only products 0

191WV



ANNUAL STATEMENT FOR THE YEAR 2021 OF THE FACTORY MUTUAL INSURANCE COMPANY

EXHIBIT OF PREMIUMS AND LOSSES (Statutory Page 14)

NAIC Group Code 0065

BUSINESS IN THE STATE OF Wisconsin

DURING THE YEAR 2021

NAIC Company Code 21482

Table with 12 columns: Line of Business, Direct Premiums Written, Direct Premiums Earned, Dividends Paid or Credited to Policyholders on Direct Business, Direct Unearned Premium Reserves, Direct Losses Paid (deducting salvage), Direct Losses Incurred, Direct Losses Unpaid, Direct Defense and Cost Containment Expense Paid, Direct Defense and Cost Containment Expense Incurred, Direct Defense and Cost Containment Expense Unpaid, Commissions and Brokerage Expenses, Taxes, Licenses and Fees. Rows include various insurance categories like Fire, Earthquake, Auto, etc., and a TOTALS row.

(a) Finance and service charges not included in Lines 1 to 35 \$ 0
(b) For health business on indicated lines report: Number of persons insured under PPO managed care products 0 and number of persons insured under indemnity only products 0

19.WI



ANNUAL STATEMENT FOR THE YEAR 2021 OF THE FACTORY MUTUAL INSURANCE COMPANY

EXHIBIT OF PREMIUMS AND LOSSES (Statutory Page 14)

NAIC Group Code 0065

BUSINESS IN THE STATE OF Wyoming

DURING THE YEAR 2021

NAIC Company Code 21482

Table with 12 columns: Line of Business, Direct Premiums Written, Direct Premiums Earned, Dividends Paid or Credited to Policyholders on Direct Business, Direct Unearned Premium Reserves, Direct Losses Paid (deducting salvage), Direct Losses Incurred, Direct Losses Unpaid, Direct Defense and Cost Containment Expense Paid, Direct Defense and Cost Containment Expense Incurred, Direct Defense and Cost Containment Expense Unpaid, Commissions and Brokerage Expenses, Taxes, Licenses and Fees. Rows include various insurance categories like Fire, Multiple peril crop, Federal flood, etc., ending with a TOTALS row.

(a) Finance and service charges not included in Lines 1 to 35 \$ 0
(b) For health business on indicated lines report: Number of persons insured under PPO managed care products 0 and number of persons insured under indemnity only products 0

191WV



ANNUAL STATEMENT FOR THE YEAR 2021 OF THE FACTORY MUTUAL INSURANCE COMPANY

EXHIBIT OF PREMIUMS AND LOSSES (Statutory Page 14)

NAIC Group Code 0065

BUSINESS IN THE STATE OF American Samoa

DURING THE YEAR 2021

NAIC Company Code 21482

Table with 12 columns: Line of Business, Direct Premiums Written, Direct Premiums Earned, Dividends Paid or Credited to Policyholders on Direct Business, Direct Unearned Premium Reserves, Direct Losses Paid (deducting salvage), Direct Losses Incurred, Direct Losses Unpaid, Direct Defense and Cost Containment Expense Paid, Direct Defense and Cost Containment Expense Incurred, Direct Defense and Cost Containment Expense Unpaid, Commissions and Brokerage Expenses, Taxes, Licenses and Fees. Rows include various insurance categories like Fire, Multiple peril, Federal flood, etc., ending with a TOTALS row and a DETAILS OF WRITE-INS section.

(a) Finance and service charges not included in Lines 1 to 35 \$ 0
(b) For health business on indicated lines report: Number of persons insured under PPO managed care products 0 and number of persons insured under indemnity only products 0

19.AS



ANNUAL STATEMENT FOR THE YEAR 2021 OF THE FACTORY MUTUAL INSURANCE COMPANY

EXHIBIT OF PREMIUMS AND LOSSES (Statutory Page 14)

NAIC Group Code 0065

BUSINESS IN THE STATE OF Guam

DURING THE YEAR 2021

NAIC Company Code 21482

Line of Business	Gross Premiums, Including Policy and Membership Fees, Less Return Premiums and Premiums on Policies not Taken		3 Dividends Paid or Credited to Policyholders on Direct Business	4 Direct Unearned Premium Reserves	5 Direct Losses Paid (deducting salvage)	6 Direct Losses Incurred	7 Direct Losses Unpaid	8 Direct Defense and Cost Containment Expense Paid	9 Direct Defense and Cost Containment Expense Incurred	10 Direct Defense and Cost Containment Expense Unpaid	11 Commissions and Brokerage Expenses	12 Taxes, Licenses and Fees
	1 Direct Premiums Written	2 Direct Premiums Earned										
1. Fire	17,904	14,806	0	6,712	0	0	0	0	0	0	0	540
2.1 Allied lines	103,181	76,858	0	36,666	0	0	0	0	0	0	0	3,151
2.2 Multiple peril crop	0	0	0	0	0	0	0	0	0	0	0	0
2.3 Federal flood	0	0	0	0	0	0	0	0	0	0	0	0
2.4 Private crop	0	0	0	0	0	0	0	0	0	0	0	0
2.5 Private flood	0	0	0	0	0	0	0	0	0	0	0	0
3. Farmowners multiple peril	0	0	0	0	0	0	0	0	0	0	0	0
4. Homeowners multiple peril	0	0	0	0	0	0	0	0	0	0	0	0
5.1 Commercial multiple peril (non-liability portion)	0	0	0	0	0	0	0	0	0	0	0	0
5.2 Commercial multiple peril (liability portion)	0	0	0	0	0	0	0	0	0	0	0	0
6. Mortgage guaranty	0	0	0	0	0	0	0	0	0	0	0	0
8. Ocean marine	0	0	0	0	0	0	0	0	0	0	0	0
9. Inland marine	12,558	19,432	0	4,170	0	0	0	0	0	0	0	391
10. Financial guaranty	0	0	0	0	0	0	0	0	0	0	0	0
11. Medical professional liability	0	0	0	0	0	0	0	0	0	0	0	0
12. Earthquake	36,838	51,954	0	13,146	0	0	0	0	0	0	0	1,289
13. Group accident and health (b)	0	0	0	0	0	0	0	0	0	0	0	0
14. Credit accident and health (group and individual)	0	0	0	0	0	0	0	0	0	0	0	0
15.1 Collectively renewable accident and health (b)	0	0	0	0	0	0	0	0	0	0	0	0
15.2 Non-cancelable accident and health(b)	0	0	0	0	0	0	0	0	0	0	0	0
15.3 Guaranteed renewable accident and health(b)	0	0	0	0	0	0	0	0	0	0	0	0
15.4 Non-renewable for stated reasons only (b)	0	0	0	0	0	0	0	0	0	0	0	0
15.5 Other accident only	0	0	0	0	0	0	0	0	0	0	0	0
15.6 Medicare Title XVIII exempt from state taxes or fees	0	0	0	0	0	0	0	0	0	0	0	0
15.7 All other accident and health (b)	0	0	0	0	0	0	0	0	0	0	0	0
15.8 Federal employees health benefits plan premium (b)	0	0	0	0	0	0	0	0	0	0	0	0
16. Workers' compensation	0	0	0	0	0	0	0	0	0	0	0	0
17.1 Other Liability - occurrence	0	0	0	0	0	0	0	0	0	0	0	0
17.2 Other Liability - claims made	0	0	0	0	0	0	0	0	0	0	0	0
17.3 Excess workers' compensation	0	0	0	0	0	0	0	0	0	0	0	0
18. Products liability	0	0	0	0	0	0	0	0	0	0	0	0
19.1 Private passenger auto no-fault (personal injury protection)	0	0	0	0	0	0	0	0	0	0	0	0
19.2 Other private passenger auto liability	0	0	0	0	0	0	0	0	0	0	0	0
19.3 Commercial auto no-fault (personal injury protection)	0	0	0	0	0	0	0	0	0	0	0	0
19.4 Other commercial auto liability	0	0	0	0	0	0	0	0	0	0	0	0
21.1 Private passenger auto physical damage	0	0	0	0	0	0	0	0	0	0	0	0
21.2 Commercial auto physical damage	0	0	0	0	0	0	0	0	0	0	0	0
22. Aircraft (all perils)	0	0	0	0	0	0	0	0	0	0	0	0
23. Fidelity	0	0	0	0	0	0	0	0	0	0	0	0
24. Surety	0	0	0	0	0	0	0	0	0	0	0	0
26. Burglary and theft	0	0	0	0	0	0	0	0	0	0	0	0
27. Boiler and machinery	5,323	4,534	0	1,825	0	0	0	0	0	0	0	163
28. Credit	0	0	0	0	0	0	0	0	0	0	0	0
29. International	0	0	0	0	0	0	0	0	0	0	0	0
30. Warranty	0	0	0	0	0	0	0	0	0	0	0	0
34. Aggregate write-ins for other lines of business	0	0	0	0	0	0	0	0	0	0	0	0
35. TOTALS (a)	175,804	167,584	0	62,518	0	0	0	0	0	0	0	5,534
DETAILS OF WRITE-INS												
3401.												
3402.												
3403.												
3498. Summary of remaining write-ins for Line 34 from overflow page	0	0	0	0	0	0	0	0	0	0	0	0
3499. Totals (Lines 3401 thru 3403 plus 3498)(Line 34 above)	0	0	0	0	0	0	0	0	0	0	0	0

(a) Finance and service charges not included in Lines 1 to 35 \$ 0

(b) For health business on indicated lines report: Number of persons insured under PPO managed care products 0 and number of persons insured under indemnity only products 0

19 GU



ANNUAL STATEMENT FOR THE YEAR 2021 OF THE FACTORY MUTUAL INSURANCE COMPANY

EXHIBIT OF PREMIUMS AND LOSSES (Statutory Page 14)

NAIC Group Code 0065

BUSINESS IN THE STATE OF Puerto Rico

DURING THE YEAR 2021

NAIC Company Code 21482

Table with 12 columns: Line of Business, Direct Premiums Written, Direct Premiums Earned, Dividends Paid or Credited to Policyholders on Direct Business, Direct Unearned Premium Reserves, Direct Losses Paid (deducting salvage), Direct Losses Incurred, Direct Losses Unpaid, Direct Defense and Cost Containment Expense Paid, Direct Defense and Cost Containment Expense Incurred, Direct Defense and Cost Containment Expense Unpaid, Commissions and Brokerage Expenses, Taxes, Licenses and Fees. Rows include various insurance categories like Fire, Earthquake, and Auto, ending with a TOTALS row.

(a) Finance and service charges not included in Lines 1 to 35 \$ 0
(b) For health business on indicated lines report: Number of persons insured under PPO managed care products 0 and number of persons insured under indemnity only products 0

19 PR



ANNUAL STATEMENT FOR THE YEAR 2021 OF THE FACTORY MUTUAL INSURANCE COMPANY

EXHIBIT OF PREMIUMS AND LOSSES (Statutory Page 14)

NAIC Group Code 0065

BUSINESS IN THE STATE OF U.S. Virgin Islands

DURING THE YEAR 2021

NAIC Company Code 21482

Table with 12 columns: Line of Business, Direct Premiums Written, Direct Premiums Earned, Dividends Paid or Credited to Policyholders on Direct Business, Direct Unearned Premium Reserves, Direct Losses Paid (deducting salvage), Direct Losses Incurred, Direct Losses Unpaid, Direct Defense and Cost Containment Expense Paid, Direct Defense and Cost Containment Expense Incurred, Direct Defense and Cost Containment Expense Unpaid, Commissions and Brokerage Expenses, Taxes, Licenses and Fees. Rows include various insurance categories like Fire, Multiple peril, Federal flood, etc., and a TOTALS row at the bottom.

(a) Finance and service charges not included in Lines 1 to 35 \$ 0
(b) For health business on indicated lines report: Number of persons insured under PPO managed care products 0 and number of persons insured under indemnity only products 0

19.VI



ANNUAL STATEMENT FOR THE YEAR 2021 OF THE FACTORY MUTUAL INSURANCE COMPANY

EXHIBIT OF PREMIUMS AND LOSSES (Statutory Page 14)

NAIC Group Code 0065

BUSINESS IN THE STATE OF Northern Mariana Islands

DURING THE YEAR 2021

NAIC Company Code 21482

Table with 12 columns: Line of Business, Direct Premiums Written, Direct Premiums Earned, Dividends Paid or Credited to Policyholders on Direct Business, Direct Unearned Premium Reserves, Direct Losses Paid (deducting salvage), Direct Losses Incurred, Direct Losses Unpaid, Direct Defense and Cost Containment Expense Paid, Direct Defense and Cost Containment Expense Incurred, Direct Defense and Cost Containment Expense Unpaid, Commissions and Brokerage Expenses, Taxes, Licenses and Fees. Rows include various insurance categories like Fire, Multiple peril, Federal flood, etc., ending with a TOTALS row.

(a) Finance and service charges not included in Lines 1 to 35 \$ 0
(b) For health business on indicated lines report: Number of persons insured under PPO managed care products 0 and number of persons insured under indemnity only products 0

19 MP



ANNUAL STATEMENT FOR THE YEAR 2021 OF THE FACTORY MUTUAL INSURANCE COMPANY

EXHIBIT OF PREMIUMS AND LOSSES (Statutory Page 14)

NAIC Group Code 0065

BUSINESS IN THE STATE OF Canada

DURING THE YEAR 2021

NAIC Company Code 21482

Table with 12 columns: Line of Business, Direct Premiums Written, Direct Premiums Earned, Dividends Paid or Credited to Policyholders on Direct Business, Direct Unearned Premium Reserves, Direct Losses Paid (deducting salvage), Direct Losses Incurred, Direct Losses Unpaid, Direct Defense and Cost Containment Expense Paid, Direct Defense and Cost Containment Expense Incurred, Direct Defense and Cost Containment Expense Unpaid, Commissions and Brokerage Expenses, Taxes, Licenses and Fees. Rows include various insurance categories like Fire, Multiple peril, Federal flood, etc., ending with a TOTALS row.

(a) Finance and service charges not included in Lines 1 to 35 \$ 0
(b) For health business on indicated lines report: Number of persons insured under PPO managed care products 0 and number of persons insured under indemnity only products 0

19 CN



ANNUAL STATEMENT FOR THE YEAR 2021 OF THE FACTORY MUTUAL INSURANCE COMPANY

EXHIBIT OF PREMIUMS AND LOSSES (Statutory Page 14)

NAIC Group Code 0065

BUSINESS IN THE STATE OF Other Aliens

DURING THE YEAR 2021

NAIC Company Code 21482

Table with 12 columns: Line of Business, Direct Premiums Written, Direct Premiums Earned, Dividends Paid or Credited to Policyholders on Direct Business, Direct Unearned Premium Reserves, Direct Losses Paid (deducting salvage), Direct Losses Incurred, Direct Losses Unpaid, Direct Defense and Cost Containment Expense Paid, Direct Defense and Cost Containment Expense Incurred, Direct Defense and Cost Containment Expense Unpaid, Commissions and Brokerage Expenses, Taxes, Licenses and Fees. Rows include various insurance categories like Fire, Marine, Auto, and a TOTALS row.

(a) Finance and service charges not included in Lines 1 to 35 \$ 0
(b) For health business on indicated lines report: Number of persons insured under PPO managed care products 0 and number of persons insured under indemnity only products 0

19.0T



ANNUAL STATEMENT FOR THE YEAR 2021 OF THE FACTORY MUTUAL INSURANCE COMPANY

EXHIBIT OF PREMIUMS AND LOSSES (Statutory Page 14)

NAIC Group Code 0065

BUSINESS IN THE STATE OF Grand Total

DURING THE YEAR 2021

NAIC Company Code 21482

Table with 12 columns: Line of Business, Gross Premiums (Written/Earned), Dividends Paid, Direct Unearned Premium Reserves, Direct Losses Paid, Direct Losses Incurred, Direct Losses Unpaid, Direct Defense and Cost Containment Expense Paid/Incurred, and Taxes, Licenses and Fees. Rows include various insurance categories like Fire, Marine, and Auto, ending with a TOTALS row.

(a) Finance and service charges not included in Lines 1 to 35 \$ 0
(b) For health business on indicated lines report: Number of persons insured under PPO managed care products 0 and number of persons insured under indemnity only products 0

19GT

ANNUAL STATEMENT FOR THE YEAR 2021 OF THE FACTORY MUTUAL INSURANCE COMPANY

SCHEDULE F - PART 1

Assumed Reinsurance as of December 31, Current Year (\$000 Omitted)

1 ID Number	2 NAIC Company Code	3 Name of Reinsured	4 Domiciliary Jurisdiction	5 Assumed Premium	Reinsurance On		8 Cols. 6 + 7	9 Contingent Commissions Payable	10 Assumed Premiums Receivable	11 Unearned Premium	12 Funds Held By or Deposited With Reinsured Companies	13 Letters of Credit Posted	14 Amount of Assets Pledged or Compensating Balances to Secure Letters of Credit	15 Amount of Assets Pledged or Collateral Held in Trust
					6 Paid Losses and Loss Adjustment Expenses	7 Known Case Losses and LAE								
05-0254496	10014	AFFILIATED FM INSURANCE COMPANY	RI	242,226	10,578	0	10,578	0	58,560	0	0	0	0	0
0199999		Affiliates - U.S. Intercompany Pooling		242,226	10,578	0	10,578	0	58,560	0	0	0	0	0
05-0254496	10014	AFFILIATED FM INSURANCE COMPANY	RI	9,531	0	3,155	3,155	0	0	0	0	0	0	0
05-0284861	10316	APPALACHIAN INSURANCE COMPANY	RI	10	0	0	0	0	0	0	0	0	0	0
0399999		Affiliates - U.S. Non-Pool - Other		9,541	0	3,155	3,155	0	0	0	0	0	0	0
0499999		Total - U.S. Non-Pool		9,541	0	3,155	3,155	0	0	0	0	0	0	0
AA-2730043	00000	FM GLOBAL de MEXICO S.A. de C.V.	MEX	154,058	4,288	17,773	22,061	0	91,813	71,177	0	0	0	0
AA-1120610	00000	FM INSURANCE COMPANY LIMITED	GBR	74,074	0	81,999	81,999	0	0	37,194	0	0	0	0
AA-1370041	00000	FM INSURANCE EUROPE SA	LUX	344,132	0	239,490	239,490	0	0	126,980	0	0	0	0
0699999		Affiliates - Other (Non-U.S.) - Other		572,264	4,288	339,262	343,550	0	91,813	235,351	0	0	0	0
0799999		Total - Other (Non-U.S.)		572,264	4,288	339,262	343,550	0	91,813	235,351	0	0	0	0
0899999		Total - Affiliates		824,031	14,866	342,417	357,283	0	150,373	235,351	0	0	0	0
23-1621593	17914	PHILADELPHIA CONTRIBUTIONSHIP INS. CO.	PA	5,663	0	860	860	0	436	2,402	0	0	0	0
45-3116366	14134	Access Home	LA	72	0	8	8	0	17	30	0	0	0	0
20-0505287	11853	Anchor	TX	289	0	244	244	0	153	122	0	0	0	0
86-0606335	14328	Arizona Municipal	AZ	168	0	7	7	0	11	71	0	0	0	0
01-0471706	31325	ACADIA INSURANCE COMPANY	IA	6,110	0	490	490	0	679	2,591	0	0	0	0
95-2371728	22667	ACE AMERICAN INSURANCE COMPANY	PA	163	0	3,527	3,527	0	163	142	0	0	0	0
06-0237820	20699	ACE PROPERTY & CASUALTY INS CO	PA	0	0	14,715	14,715	0	7	0	0	0	0	0
22-2235730	24856	ADMIRAL INSURANCE COMPANY	DE	0	1	124	125	0	0	0	0	0	0	0
52-1966740	00000	ADVENTIST RISK MANAGEMENT INC	MD	0	0	1	1	0	0	0	0	0	0	0
34-4317240	16748	AFFINITY MUTUAL	OH	172	0	2	2	0	18	73	0	0	0	0
25-1118791	19402	AIG PROPERTY CASUALTY COMPANY	PA	0	0	0	0	0	1	0	0	0	0	0
13-5303710	19399	AIU INSURANCE COMPANY	NY	0	0	6,601	6,601	0	0	0	0	0	0	0
16-0328320	30970	ALLEGANY CO-OP	NY	468	0	49	49	0	57	199	0	0	0	0
00-0000000	00000	ALLIANCE REINSURANCE MANAGEMENT	CA	0	0	3	3	0	0	0	0	0	0	0
95-3187355	35300	ALLIANZ GLOBAL RISKS US INSURANCE COMPAN	IL	0	0	1,959	1,959	0	0	0	0	0	0	0
95-3323939	36420	ALLIANZ UNDERWRITERS INSURANCE CO.	IL	0	0	1,409	1,409	0	0	0	0	0	0	0
47-5081377	15816	ALLIED TRUST INS CO	TX	3,675	0	252	252	0	439	1,558	0	0	0	0
56-0997452	16624	ALLIED WORLD	DE	2,515	0	800	800	0	222	1,067	0	0	0	0
36-0719665	19232	ALLSTATE INSURANCE COMPANY	IL	0	0	7,568	7,568	0	0	0	0	0	0	0
36-4715776	12601	AMERICAN CAPTIAL	FL	0	0	76	76	0	0	0	0	0	0	0
02-6005008	23337	AMERICAN EUROPEAN INSURANCE	NH	247	0	37	37	0	29	105	0	0	0	0
39-0273710	19275	AMERICAN FAMILY MUTUAL INSURANCE COMPANY	WI	8,931	0	3,889	3,889	0	1,942	3,788	0	0	0	0
13-5124990	19380	AMERICAN HOME ASSURANCE COMPANY	NY	0	2	155	157	0	0	0	27	0	0	0
63-0801806	41300	AMERICAN RESOURCES INS CO	OK	0	0	2	2	0	0	0	0	0	0	0
52-1098420	35092	AMERICAN SPEICAL RISKS	DE	0	0	12	12	0	0	0	0	0	0	0
20-3159417	12359	AMERICAN TRADITIONS	FL	226	0	20	20	0	26	96	0	0	0	0
05-0278615	19747	AMERICAN UNIVERSAL INS. CO.	RI	0	126	179	305	0	0	0	0	0	0	0
38-0829210	23396	AMERISURE MUTUAL INSURANCE COMPANY	MI	1,141	0	1,300	1,300	0	126	484	0	0	0	0
04-3170665	41360	ARBELLA	MA	1,664	0	106	106	0	202	706	0	0	0	0
94-1390273	19801	ARGONAUT INSURANCE COMPANY	IL	4,225	0	164	164	0	390	1,792	0	0	0	0
21-0448855	13900	ARI MUTUAL INSURANCE COMPANY	PA	0	0	63	63	0	0	0	0	0	0	0
39-0135245	11785	ARLINGTON MUTUAL	WI	69	0	23	23	0	24	29	0	0	0	0
13-5358230	24678	ARROWOOD INDEMNITY CO	DE	0	8	948	956	0	0	0	0	0	0	0
06-1463851	10717	ASPEN SPECILAITY INSURANCE COMP	ND	5	0	0	0	0	2	2	0	0	0	0
14-1515022	16489	ASSOC MUTUAL	NY	194	0	108	108	0	89	82	0	0	0	0
95-2769926	27189	ASSOCIATED INTERNATIONAL INS. CO.	IL	0	0	16	16	0	0	0	0	0	0	0
13-2668999	20931	ATLANTA INTERNATIONAL INS. CO	NY	0	0	22	22	0	0	0	0	0	0	0
54-0199300	28851	AUGUSTA MUTUAL INSURANCE COMPANY	VA	498	0	39	39	0	56	211	0	0	0	0
38-0315280	18988	AUTO OWNERS INSURANCE COMPANY	MI	43,413	0	2,854	2,854	0	1,661	18,413	0	0	0	0
13-2963258	36579	AVIVA INS CO OF CN	NY	0	0	22	22	0	0	0	0	0	0	0
48-6114880	41394	Benchmark	KS	1,832	0	349	349	0	152	777	0	0	0	0
22-0751195	16438	BAKERS INSURANCE CO	NJ	0	(5)	2	(3)	0	0	0	0	0	0	0

ANNUAL STATEMENT FOR THE YEAR 2021 OF THE FACTORY MUTUAL INSURANCE COMPANY

SCHEDULE F - PART 1

Assumed Reinsurance as of December 31, Current Year (\$000 Omitted)

1 ID Number	2 NAIC Company Code	3 Name of Reinsured	4 Domiciliary Jurisdiction	5 Assumed Premium	Reinsurance On		8 Cols. 6 + 7	9 Contingent Commissions Payable	10 Assumed Premiums Receivable	11 Unearned Premium	12 Funds Held By or Deposited With Reinsured Companies	13 Letters of Credit Posted	14 Amount of Assets Pledged or Compensating Balances to Secure Letters of Credit	15 Amount of Assets Pledged or Collateral Held in Trust
					6 Paid Losses and Loss Adjustment Expenses	7 Known Case Losses and LAE								
95-6027860	.24813	BALBOA INSURANCE CO	CA	.0	.0	.1	.1	0	.0	.0	0	.0	0	.0
20-8234996	.13041	BANKERS SPECIALTY INS CO	LA	.537	.0	.25	.25	0	.44	.228	0	.0	0	.0
47-0574325	.32603	BERKLEY INSURANCE	DE	14,545	.0	2,226	2,226	0	2,064	6,168	0	.0	0	.0
26-1599479	.13070	BERKSHIRE HATHAWAY	NY	1,784	.0	154	154	0	.76	.756	0	.0	0	.0
43-0187410	.13823	BOEUF & BERGER MUT INS	MO	.58	.0	.3	.3	0	.4	.25	0	.0	0	.0
52-0254590	.13501	BRETHREN MUTUAL INSURANCE CO	MD	3,609	.0	380	380	0	269	1,530	0	.0	0	.0
24-0533960	.16918	BRIAR CREEK INS	PA	.32	.0	.0	.0	0	.1	.14	0	.0	0	.0
15-0553385	.10371	BROOME CO OPERATIVE INS CO	NY	.57	.0	.0	.0	0	.7	.24	0	.0	0	.0
31-6035649	.16713	BUCKEYE STATE MUTUAL INS. CO.	OH	.398	.0	.482	.482	0	.31	.169	0	.0	0	.0
56-2046050	.10844	BUILDERS MUTUAL INS	NC	.109	.0	.40	.40	0	.13	.46	0	.0	0	.0
56-1538956	.23620	BURLINGTON INS CO	IL	.359	.0	.69	.69	0	.9	.152	0	.0	0	.0
24-0544245	.27340	Centre County	PA	.14	.0	.0	.0	0	.1	.6	0	.0	0	.0
56-0220440	.13725	Century Mutual	NC	.47	.0	.3	.3	0	.5	.20	0	.0	0	.0
59-3540757	.10953	Cypress	FL	.177	.0	.16	.16	0	.17	.75	0	.0	0	.0
32-0039369	.11578	Cypress Texas	TX	.67	.0	.34	.34	0	.4	.28	0	.0	0	.0
14-0543725	.43800	CALLICOON CO-OP	NY	.133	.0	.15	.15	0	.11	.56	0	.0	0	.0
57-0133332	.10464	CANAL INSURANCE CO	SC	.0	.0	.1	.1	0	.0	.0	0	.0	0	.0
20-5612765	.12961	CANOPIUS US INSURANCE, INC	DE	.302	.0	.66	.66	0	.33	.128	0	.0	0	.0
59-2790499	.32930	CAPACITY INS	FL	.46	.0	.50	.50	0	.0	.19	0	.0	0	.0
95-1332270	.13544	CAPITAL INSURANCE GROUP	CA	1,683	.0	161	161	0	117	714	0	.0	0	.0
39-0988659	.10328	CAPITOL SPEC	WI	1,360	.0	221	221	0	198	577	0	.0	0	.0
56-1288349	.10720	CAROLINA FARMERS MUT INS CO	NC	.99	.0	.9	.9	0	.8	.42	0	.0	0	.0
20-4929941	.19518	CATLIN INSURANCE COMPANY, INC.	TX	.659	.0	.75	.75	0	.53	.279	0	.0	0	.0
34-4202015	.20176	CELINA MUTUAL INS. CO.	OH	.868	.0	.39	.39	0	.59	.368	0	.0	0	.0
13-6104845	.19909	CENTENNIAL INSURANCE COMPANY	NY	.0	.0	124	124	0	.0	.0	0	.0	0	.0
16-1359505	.43826	CENTRAL CO-OPERATIVE	NY	.200	.0	.1	.1	0	.17	.85	0	.0	0	.0
34-4202560	.20230	CENTRAL MUTUAL INSURANCE CO	OH	1,896	.0	211	211	0	.62	.804	0	.0	0	.0
47-0360368	.20249	CENTRAL NATIONAL INSURANCE CO. OF OMAHA	NE	.0	.0	.5	.5	0	.0	.0	0	.0	0	.0
06-6105395	.20710	CENTURY INDEMNITY COMPANY	PA	.0	.0	1,623	1,623	0	(4)	.0	0	.0	0	.0
44-0252570	.13832	CFM INS INC	MO	1,840	.0	.83	.83	0	139	.780	0	.0	0	.0
16-0380460	.10372	CHAUTAQUA PATRONS INS ASSOC	NY	.269	.0	.35	.35	0	.35	.114	0	.0	0	.0
36-6042949	.22810	CHICAGO INS CO	IL	.0	.0	109	109	0	.0	.0	0	.0	0	.0
22-2405591	.41386	CHUBB INS CO OF NJ	NJ	.0	.0	.4	.4	0	.0	.0	0	.0	0	.0
39-0992335	.41335	CITY NATIONAL INS CO	TX	.287	.0	.22	.22	0	.38	.122	0	.0	0	.0
94-1185344	.10693	CIVIL SERVICE	CA	1,092	.0	408	408	0	.68	.463	0	.0	0	.0
56-1690558	.28860	CLEAR BLUE SPECIALTY INS CO	NC	.3	.0	.10	.10	0	.2	.1	0	.0	0	.0
75-1571461	.33480	CLERMONT INSURANCE COMPANY	IA	1,733	.0	456	456	0	.81	.735	0	.0	0	.0
06-0949141	.33197	COLOGNE REINSURANCE CO. OF AMERICA	CT	.0	.0	.2	.2	0	.0	.0	0	.0	0	.0
47-0490411	.31127	COLUMBIA CASUALTY COMPANY	IL	.0	.0	.37	.37	0	.0	.0	0	.0	0	.0
47-0530077	.27812	COLUMBIA INSURANCE COMPANY	NE	1,852	.0	.98	.98	0	144	.785	0	.0	0	.0
04-2495247	.34754	COMMERCE INSURANCE GROUP	MA	.107	.0	.7	.7	0	.15	.45	0	.0	0	.0
31-0908652	.22144	CONSTELLATION REINSURANCE CO.	NY	.0	(4)	.81	.77	0	.0	.0	34	.0	0	.0
36-2114545	.20443	CONTINENTAL CASUALTY COMPANY	IL	.0	.0	.283	.283	0	.2	.0	0	.0	0	.0
31-1191023	.28258	CONTINENTAL INDEMNITY COMPANY	IA	.0	.0	.210	.210	0	.0	.0	0	.0	0	.0
13-5010440	.35289	CONTINENTAL INSURANCE COMPANY	PA	.0	.0	2,063	2,063	0	.0	.0	0	.0	0	.0
42-0594770	.10804	CONTINENTAL WESTERN	IA	3,233	.0	.381	.381	0	.619	1,371	0	.0	0	.0
37-0807507	.20990	COUNTRY MUTUAL INSURANCE COMPANY	IL	4,894	.0	.77	.77	0	.367	2,076	0	.0	0	.0
06-0383480	.21016	COVENANT MUTUAL INSURANCE COMPANY	CT	.0	.0	.5	.5	0	.0	.0	0	.0	0	.0
95-3112004	.14010	CRUSADER INS CO	CA	.151	.0	.0	.0	0	.86	.64	0	.0	0	.0
21-0434400	.13684	CUMBERLAND MUTUAL FIRE INS	NJ	.649	.0	.24	.24	0	.54	.275	0	.0	0	.0
61-0654823	.10987	DELTA AMERICA RE INSURANCE COMPANY	KY	.0	.217	.0	.217	0	.8	.0	0	.0	0	.0
13-2725603	.28541	DOMINION INSURANCE CO OF AMERICA	NY	.0	.11	.65	.76	0	.0	.0	0	.0	0	.0
34-2055087	.12502	DONGBU INS CO LTD	HI	1,640	.0	.382	.382	0	.550	.695	0	.0	0	.0
15-0293645	.13919	DRYDEN	NY	.331	.0	.47	.47	0	.25	.140	0	.0	0	.0

ANNUAL STATEMENT FOR THE YEAR 2021 OF THE FACTORY MUTUAL INSURANCE COMPANY

SCHEDULE F - PART 1

Assumed Reinsurance as of December 31, Current Year (\$000 Omitted)

1 ID Number	2 NAIC Company Code	3 Name of Reinsured	4 Domiciliary Jurisdiction	5 Assumed Premium	Reinsurance On		8 Cols. 6 + 7	9 Contingent Commissions Payable	10 Assumed Premiums Receivable	11 Unearned Premium	12 Funds Held By or Deposited With Reinsured Companies	13 Letters of Credit Posted	14 Amount of Assets Pledged or Compensating Balances to Secure Letters of Credit	15 Amount of Assets Pledged or Collateral Held in Trust
					6 Paid Losses and Loss Adjustment Expenses	7 Known Case Losses and LAE								
20-5897706	12903	DTRIC INS	HI.	494	0	32	32	0	26	209	0	0	0	0
42-1158991	40509	EMC REINS COMPANY	IA.	8,691	0	2,707	2,707	0	1,205	3,686	0	0	0	0
84-0481537	10995	EMPIRE CAS CO	CO.	2,569	0	253	253	0	238	1,089	0	0	0	0
39-0264050	21458	EMPLOYERS INSURANCE OF WAUSAU	WI.	0	0	864	864	0	0	0	0	0	0	0
42-0234980	21415	EMPLOYERS MUTUAL CASUALTY COMPANY	IA.	0	0	252	252	0	0	0	0	0	0	0
16-0425440	10374	ERIE & NIAGRA INS ASSOC	NY.	1,025	0	196	196	0	88	435	0	0	0	0
25-6038677	26271	ERIE INSURANCE EXCHANGE	PA.	0	0	22	22	0	0	0	0	0	0	0
36-2950161	35378	EVANSTON INSURANCE COMPANY	IL.	0	0	3	3	0	0	0	0	0	0	0
22-2005057	26921	EVEREST REINSURANCE COMPANY	DE.	0	0	678	678	0	0	0	0	0	0	0
36-2467238	12750	EVERGREEN NATL INDEMNITY CO	OH.	0	0	21	21	0	0	0	0	0	0	0
13-2912259	35181	EXECUTIVE RISK INDEMNITY	DE.	0	0	37	37	0	0	0	0	0	0	0
43-0605020	13842	Farmers & Laborers	MO.	8	0	3	3	0	0	3	0	0	0	0
57-0161838	14274	Farmers of Newbury	SC.	3	0	11	11	0	0	1	0	0	0	0
39-0690490	11763	Flyway Mutual	WI.	93	0	2	2	0	7	40	0	0	0	0
42-1019055	31925	FALLS LAKE NATIONAL INSURANCE COMPANY	OH.	1,451	0	123	123	0	87	615	0	0	0	0
45-2730143	14432	FAMILY SECURITY	HI.	0	0	(10)	(10)	0	0	0	0	0	0	0
71-0232167	13757	FARM BUREAU MUTUAL ARKANSAS	AR.	693	0	287	287	0	57	294	0	0	0	0
42-0331872	13773	FARM BUREAU PROPERTY AND CASUALTY INSURA	IA.	8,714	0	940	940	0	634	3,696	0	0	0	0
48-0214040	19194	FARMERS ALLIANCE MUTUAL INS CO	KS.	1,491	0	182	182	0	114	632	11	0	0	0
13-2915260	34339	FARMERS GROUP PROPERTY AND CASUALTY INS	RI.	0	0	122	122	0	0	0	0	0	0	0
42-0245840	13897	FARMERS MUTUAL HAIL INSUR CO OF IOWA	IA.	249	0	88	88	0	25	106	0	0	0	0
21-0448840	13854	FARMERS MUTUAL OF SALEM COUNTY	NJ.	1,627	0	138	138	0	336	690	0	0	0	0
22-0902917	16446	FARMERS OF FLEMINGTON	NJ.	793	0	90	90	0	103	336	0	0	0	0
25-0471993	17108	FARMERS OF MCCANDLESS	PA.	117	0	8	8	0	29	50	0	0	0	0
13-2725441	26298	FARMERS PROPERTY AND CASUALTY	RI.	0	0	93	93	0	0	0	0	0	0	0
81-0283203	28436	FARMERS UNION MUT INS CO	MT.	784	0	24	24	0	62	333	0	0	0	0
59-2343909	10790	FEDERATED NATIONAL INS CO	FL.	2,179	0	122	122	0	152	924	0	0	0	0
15-0412495	43842	FINGER LAKES FIRE & CAS CO	NY.	318	0	28	28	0	26	135	0	0	0	0
94-1610280	21873	FIREMAN'S FUND INS. CO.	CA.	0	0	1,934	1,934	0	0	0	0	0	0	0
22-2291229	38326	FIRST INDEMNITY OF AMERICA	NJ.	0	0	38	38	0	0	0	0	0	0	0
56-0905520	43877	FIRST MUT INS CO	NC.	101	0	0	0	0	0	43	0	0	0	0
36-4159841	10801	FORTRESS INSURANCE COMPANY	IL.	9	0	120	120	0	0	0	0	0	0	0
39-0959933	11387	FORWARD MUT INS CO	WI.	46	0	0	0	0	5	19	0	0	0	0
22-0923502	16454	FRANKLIN MUTUAL INS. CO.	NJ.	2,351	0	122	122	0	237	997	0	0	0	0
52-0424900	14753	FREDERICK MUTUAL INS	MD.	55	0	(4)	(4)	0	4	23	0	0	0	0
94-1032958	21040	FREMONT INDEMNITY COMPANY	CA.	0	14	475	489	0	6	0	0	0	0	0
13-2559805	34266	FRONTIER INSURANCE COMPANY	NY.	0	0	14	14	0	0	0	0	0	0	0
14-0681640	26760	FULMONT INS	NY.	55	0	8	8	0	4	23	0	0	0	0
47-0395732	14693	Grange - Custer County	NE.	33	0	4	4	0	5	14	0	0	0	0
54-0541328	13029	Grayson-Carroll-Wythe	VA.	248	0	12	12	0	26	105	0	0	0	0
13-5409005	00000	GENERAL OVERSEAS INS CO LITD	TX.	0	53	0	53	0	0	0	0	0	0	0
13-2673100	22039	GENERAL REINSURANCE CORPORATION	DE.	0	(4)	2,142	2,138	0	0	0	0	0	0	0
13-1958482	11967	GENERAL STAR NATIONAL INS. CO.	DE.	0	2	358	360	0	0	0	0	0	0	0
13-5617450	11231	GENERALI US BRANCH	NY.	0	0	1	1	0	0	0	0	0	0	0
16-0446095	10364	GENESSE PATRONS	NY.	86	0	25	25	0	8	37	0	0	0	0
39-0303590	14036	GERMANTOWN MUTUAL	WI.	452	0	8	8	0	33	192	0	0	0	0
20-0184863	00000	GLOBAL INDEMNITY	PA.	2,665	0	108	108	0	115	1,130	0	0	0	0
23-0636660	14044	GOODVILLE MUTUAL CAS CO	PA.	490	0	4	4	0	37	208	0	0	0	0
53-0075853	22063	GOVERNMENT EMPLOYEES INS CO	MD.	0	2	883	885	0	0	0	0	0	0	0
59-2734127	16870	GRANADA INS	FL.	176	0	31	31	0	13	75	0	0	0	0
91-6025140	22101	GRANGE MUTUAL INSURANCE COMPANY	WA.	709	0	17	17	0	76	301	0	0	0	0
02-0140690	23809	GRANITE STAT INS CO	IL.	0	(1)	6,185	6,184	0	0	0	0	0	0	0
31-0954439	37532	GREAT AMERICAN EXCESS & SURPLUS	OH.	0	0	4	4	0	0	0	0	0	0	0
13-0501234	16691	GREAT AMERICAN INSURANCE COMPANY	OH.	746	0	2,405	2,405	0	39	316	0	0	0	0

ANNUAL STATEMENT FOR THE YEAR 2021 OF THE FACTORY MUTUAL INSURANCE COMPANY

SCHEDULE F - PART 1

Assumed Reinsurance as of December 31, Current Year (\$000 Omitted)

1 ID Number	2 NAIC Company Code	3 Name of Reinsured	4 Domiciliary Jurisdiction	5 Assumed Premium	Reinsurance On		8 Cols. 6 + 7	9 Contingent Commissions Payable	10 Assumed Premiums Receivable	11 Unearned Premium	12 Funds Held By or Deposited With Reinsured Companies	13 Letters of Credit Posted	14 Amount of Assets Pledged or Compensating Balances to Secure Letters of Credit	15 Amount of Assets Pledged or Collateral Held in Trust
					6 Paid Losses and Loss Adjustment Expenses	7 Known Case Losses and LAE								
51-0101556	11339	GREAT ATLANTIC INS CO	DE	0	0	1	1	0	0	0	0	0	0	0
86-0182329	18937	GREAT GLOBAL ASSURANCE CO	AZ	0	0	6	6	0	0	0	0	0	0	0
13-5117400	22187	GREATER NEW YORK MUTUAL INS	NY	25,053	0	806	806	0	1,956	10,625	0	0	0	0
42-0245990	14117	GRINNELL MUTUAL REINSURANCE CO	IA	10,200	0	1,437	1,437	0	753	4,326	0	0	0	0
38-2907623	36650	GUARANTEE COMPANY OF NORTH AMERICA	MI	0	0	1	1	0	0	0	0	0	0	0
22-2222789	11398	GUARANTEE INSURANCE CO.	FL	0	0	174	174	0	0	0	0	0	0	0
81-3496202	16052	GULF STATES INS CO	LA	0	0	10	10	0	0	0	0	0	0	0
74-2228153	00000	Hallmark Specialty	OK	50	0	0	0	0	0	21	0	0	0	0
23-1270996	17337	Hanover Fire and Casualty	PA	188	0	20	20	0	16	80	0	0	0	0
47-0718164	34037	HALLMARK INSURANCE CO	AZ	1,202	0	307	307	0	137	510	0	0	0	0
06-0383030	22357	HARTFORD ACCIDENT & INDEM CO.	CT	21,141	0	2,701	2,701	0	0	8,966	0	0	0	0
06-0383750	19682	HARTFORD FIRE INSURANCE COMPANY	CT	3,541	0	389	389	0	679	1,502	0	0	0	0
74-1296673	22489	HIGHLANDS INSURANCE COMPANY	TX	0	(1)	184	183	0	0	0	0	0	0	0
02-0308052	22527	HOME INSURANCE COMPANY	NH	0	1	1,242	1,243	0	0	0	0	0	0	0
04-3361207	00000	HOMESITE GROUP	MA	1,668	0	401	401	0	358	707	0	0	0	0
13-5150451	25054	HUDSON INSURANCE COMPANY	DE	0	0	111	111	0	0	0	0	0	0	0
52-1739109	10048	HYUNDAI MARINE & FIRE INSURANCE COMPANY	CA	1,358	0	0	0	0	0	690	0	0	0	0
84-1464725	00000	ICAT	CO	0	0	35	35	0	(6)	0	0	0	0	0
13-3077651	40223	ICM ISURANCE COMPANY	NY	0	23	15	38	0	0	0	0	0	0	0
13-5613831	14230	IDEAL MUTUAL INSURANCE COMPANY	NY	0	0	18	18	0	0	0	0	0	0	0
34-0860093	39640	INDEPENDENT SPECIALTY INS CO	DE	1,248	0	48	48	0	90	529	0	0	0	0
35-0409130	22624	INDIANA FARMERS MUTUAL INSURANCE CO	IN	1,610	0	220	220	0	127	683	0	0	0	0
13-5540698	19429	INSURANCE CO OF THE STATE OF PENNSYLVANI	IL	0	(119)	2,091	1,972	0	(1)	0	0	0	0	0
23-0723970	22713	INSURANCE COMPANY OF NORTH AMERICA	PA	0	0	383	383	0	0	0	0	0	0	0
95-2769232	27847	INSURANCE COMPANY OF THE WEST	CA	0	0	847	847	0	0	0	0	0	0	0
13-2596361	22195	INSURANCE COMPANAY OF GREATER NEW YORK	NY	0	(9)	0	(9)	0	0	0	0	0	0	0
13-5339725	18341	INSURANCE CORPORATION OF NEW YORK	NY	0	0	7	7	0	0	0	0	0	0	0
74-2262949	43273	INSURORS IND CO	TX	361	0	16	16	0	27	153	0	0	0	0
76-0702699	11496	INSURORS INDEMINITY SELECT	TX	44	0	0	0	0	0	19	0	0	0	0
03-0324550	10629	INTERNATIONAL RISK INSURANCE	VT	18,423	0	9,000	9,000	0	0	15,241	0	0	0	0
36-2259886	22829	INTERSTATE FIRE & CASUALTY	IL	0	0	4,335	4,335	0	0	0	95	0	0	0
38-3464412	10749	INTREPID INSURANCE COMPANY	IA	633	0	27	27	0	54	269	0	0	0	0
56-1581446	00000	IRFFNC INTERLOCAL RISK FINANCING FUND OF	NC	0	0	550	550	0	0	0	0	0	0	0
94-1264187	25445	IRONSHORE SPECIALTY INS CO	AZ	0	0	2	2	0	0	0	0	0	0	0
99-6004946	22845	ISLAND INS CO	HI	261	0	14	14	0	19	111	0	0	0	0
13-5556470	11630	JEFFERSON INS CO	NY	0	0	9	9	0	0	0	0	0	0	0
61-0846150	29149	KENTUCKY CENTRAL INSURANCE COMPANY	KY	587	0	40	40	0	60	249	0	0	0	0
95-3961726	16255	KW SPECIALTY INS CO	DE	29	0	10	10	0	2	12	0	0	0	0
39-0744189	11749	Lebanon Clyman	WI	48	0	3	3	0	4	21	0	0	0	0
39-0433544	10924	Little Black Mutual	WI	238	0	14	14	0	25	101	0	0	0	0
30-0875959	20621	LAMORAK INS CO	PA	0	0	8,625	8,625	0	0	0	0	0	0	0
22-2147221	35637	LANDMARK INSURANCE COMPANY	CA	0	0	1,924	1,924	0	0	0	0	0	0	0
41-6007047	14697	LEAGUE OF MN CITIES	MN	1,109	0	0	0	0	29	470	0	0	0	0
23-0794050	14370	LEBANON MUTUAL INS CO	PA	277	0	25	25	0	26	118	0	0	0	0
25-1149494	19437	LEXINGTON INS CO	DE	0	0	6,289	6,289	0	(5)	0	0	0	0	0
04-1543470	23043	LIBERTY MUTUAL INSURANCE COMPANY	MA	0	0	96	96	0	0	0	0	0	0	0
26-3013152	13207	LIGHTHOUSE PROP INS CORP	LA	851	0	68	68	0	163	361	0	0	0	0
95-3290010	40550	LIO INSURANCE COMPANY	PA	173	0	0	0	0	0	74	0	0	0	0
23-0813860	14400	LITITZ MUTUAL INS CO	PA	206	0	(2)	(2)	0	46	87	0	0	0	0
22-2053189	32352	LM PROPTY AND CASUALTY COMPANY	IN	0	0	149	149	0	0	0	0	0	0	0
58-2369255	00000	LOTSOLUTIONS INC	FL	851	0	308	308	0	341	361	0	0	0	0
72-0910543	40924	LOUISIANA FARM BUREAU	LA	17	0	1	1	0	2	7	0	0	0	0
36-1410470	22977	LUMBERMANS MUTUAL CASUALTY COMPANY	IL	0	74	0	74	0	89	0	15	0	0	0
39-0450142	11743	Marcellon Courtland	WI	2	0	0	0	0	0	1	0	0	0	0

ANNUAL STATEMENT FOR THE YEAR 2021 OF THE FACTORY MUTUAL INSURANCE COMPANY

SCHEDULE F - PART 1

Assumed Reinsurance as of December 31, Current Year (\$000 Omitted)

1 ID Number	2 NAIC Company Code	3 Name of Reinsured	4 Domiciliary Jurisdiction	5 Assumed Premium	Reinsurance On		8 Cols. 6 + 7	9 Contingent Commissions Payable	10 Assumed Premiums Receivable	11 Unearned Premium	12 Funds Held By or Deposited With Reinsured Companies	13 Letters of Credit Posted	14 Amount of Assets Pledged or Compensating Balances to Secure Letters of Credit	15 Amount of Assets Pledged or Collateral Held in Trust
					6 Paid Losses and Loss Adjustment Expenses	7 Known Case Losses and LAE								
39-0466375	.11741	Merrimac Lodi	WI.	43	0	5	5	0	3	18	0	0	0	0
23-1575334	.26522	Mount Vernon Specialty	PA.	408	0	6	6	0	34	173	0	0	0	0
15-0373855	.30449	MADISON MUTUAL	NY.	125	0	0	0	0	10	53	0	0	0	0
54-1398877	.28932	MARKEL AMERICAN INSURANCE COMPANY	VA.	0	0	5	5	0	0	0	0	0	0	0
54-1127130	.00000	MARKEL E&S	VA.	1,170	0	337	337	0	99	496	0	0	0	0
36-3101262	.38970	MARKEL INSURANCE	IL.	1,403	0	346	346	0	93	595	0	0	0	0
48-0215780	.14451	MARYSVILLE MUTUAL INS	KS.	288	0	61	61	0	22	122	0	0	0	0
39-0461800	.11036	MC MILLAN WARNER MUT INS CO	WI.	353	0	50	50	0	29	150	0	0	0	0
34-0396080	.17299	MENNONITE MUTUAL INS COMPANY	OH.	811	0	50	50	0	108	344	0	0	0	0
62-0928337	.31968	MERASTAR INSURANCE COMPANY	IL.	238	0	68	68	0	20	101	0	0	0	0
16-0550140	.23329	MERCHANTS MUTUAL INSURANCE CO	NY.	1,471	0	76	76	0	248	624	0	0	0	0
38-0828980	.14508	MICHIGAN MILLERS MUTUAL INS CO	MI.	2,792	0	306	306	0	233	1,184	0	0	0	0
14-1440016	.35866	MID HUDSON CO	NY.	647	0	49	49	0	50	275	0	0	0	0
35-0303370	.92293	MID-STATE FARMERS	IN.	16	0	1	1	0	3	7	0	0	0	0
15-0304070	.26818	MIDSTATE MUTUAL INS	NY.	520	0	33	33	0	42	220	0	0	0	0
41-0417260	.23574	MIDWEST FAMILY MUTUAL	IA.	3,340	0	937	937	0	585	1,417	0	0	0	0
37-0420520	.14583	MILLERS FIRST INSURANCE COMPANY	IL.	1,460	0	468	468	0	115	619	0	0	0	0
24-0671250	.17450	MILLVILLE MUTUAL	PA.	814	0	104	104	0	75	345	0	0	0	0
52-1548987	.10524	MINNETONKA INSURANCE CO	VT.	10,932	0	0	0	0	0	1,792	0	0	0	0
47-3065331	.15715	MONARCH NATL INS CO	FL.	0	0	16	16	0	0	0	0	0	0	0
04-2482364	.16187	MOSAIC INSURANCE CO	DE.	0	0	1	1	0	0	0	0	0	0	0
83-0181634	.29440	MOUNTAIN WEST FARM MUT INS CO	WY.	1,476	0	32	32	0	91	626	0	0	0	0
13-4924125	.10227	MUNICH REINSURANCE AMERICA INC.	DE.	0	0	5,364	5,364	0	0	0	0	0	0	0
23-1525628	.11878	MUTUAL AID ASSOC. OF THE CHURCH	KS.	898	0	124	124	0	72	381	0	0	0	0
23-6200024	.14664	MUTUAL BENEFIT INSURANCE COMPANY	PA.	740	0	142	142	0	56	314	0	0	0	0
91-0217580	.14761	MUTUAL OF ENJUMCLAW INS. CO.	OR.	5,270	0	440	440	0	358	2,235	0	0	0	0
38-0865250	.11991	NATIONAL CASUALTY COMPANY	OH.	0	1	299	300	0	0	0	0	0	0	0
99-0345306	.11051	NATIONAL INTERSTATE INS CO	OH.	121	0	(2)	(2)	0	7	51	0	0	0	0
13-1988169	.34835	NATIONAL REINSURANCE CORP.	CT.	0	0	587	587	0	0	0	0	0	0	0
36-2704643	.21881	NATIONAL SURETY CORPORATION	IL.	0	0	127	127	0	0	0	0	0	0	0
25-0687550	.19445	NATIONAL UNION FIRE INS CO OF PITTSBURGH	PA.	5,211	0	9,232	9,232	0	5,542	4,383	0	0	0	0
31-4177100	.23787	NATIONWIDE MUTUAL INSURANCE COMPANY	OH.	5,956	0	2,225	2,225	0	519	2,526	0	0	0	0
13-3138390	.42307	NAVIGATORS INSURANCE CO	NY.	0	0	8	8	0	0	0	0	0	0	0
02-0172170	.23841	NEW HAMPSHIRE INSURANCE COMPANY	IL.	0	13	316	329	0	22	0	11	0	0	0
21-0524225	.12122	NEW JERSEY MANUFACTURERS INS CO	NJ.	0	0	650	650	0	0	0	0	0	0	0
06-0470180	.14826	NEW LONDON CNTY MUTUAL INS	CT.	241	0	5	5	0	20	102	0	0	0	0
02-0170490	.14788	NGM INSURANCE COMPANY	FL.	4,562	0	160	160	0	271	1,935	0	0	0	0
45-0216631	.34592	NODAK MUT	ND.	4,051	0	260	260	0	612	1,718	0	0	0	0
56-0470772	.16683	NORTH CAROLINA GRANGE MUT INS	NC.	578	0	35	35	0	35	245	0	0	0	0
15-0350460	.43869	NORTH COUNTRY INS CO	NY.	129	0	3	3	0	11	55	0	0	0	0
22-1964135	.21105	NORTH RIVER INSURANCE COMPANY	NJ.	0	0	24	24	0	1	0	0	0	0	0
11-2510035	.38148	NORTH SEA INS CO	NY.	535	0	24	24	0	44	227	0	0	0	0
56-0226704	.14021	NORTHWEST FARMERS MUT INS CO	NC.	78	0	3	3	0	6	33	0	0	0	0
46-0168677	.14885	NORTHWEST GF	SD.	216	0	1	1	0	18	92	0	0	0	0
23-0922853	.17515	NORTHWESTERN INS CO	PA.	297	0	51	51	0	24	126	0	0	0	0
39-0509630	.23914	NORTHWESTERN NATIONAL INS CO MILWAUKEE	WI.	0	0	39	39	0	0	0	0	0	0	0
59-1906611	.38644	Omega Insurance	FL.	0	0	1	1	0	0	0	0	0	0	0
15-0408566	.00000	Otsego County Patrons	NY.	68	0	3	3	0	6	29	0	0	0	0
84-0513811	.23248	OCCIDENTAL FIRE & CASUALTY	NC.	2,128	0	152	152	0	151	903	14	0	0	0
34-4320350	.10202	OHIO MUTUAL	OH.	1,251	0	42	42	0	61	531	0	0	0	0
25-0410420	.24147	OLD REPUBLIC INSURANCE CO.	PA.	0	0	984	984	0	0	0	0	0	0	0
47-0498866	.12254	OMAHA INDEMNITY CO	WI.	0	0	6	6	0	0	0	0	0	0	0
23-1502700	.21970	ONEBEACON INSURANCE COMPANY	PA.	0	0	21	21	0	0	0	0	0	0	0
16-0754216	.22870	ONTARIO INSURANCE	NY.	182	0	3	3	0	14	77	0	0	0	0

ANNUAL STATEMENT FOR THE YEAR 2021 OF THE FACTORY MUTUAL INSURANCE COMPANY

SCHEDULE F - PART 1

Assumed Reinsurance as of December 31, Current Year (\$000 Omitted)

1 ID Number	2 NAIC Company Code	3 Name of Reinsured	4 Domiciliary Jurisdiction	5 Assumed Premium	Reinsurance On		8 Cols. 6 + 7	9 Contingent Commissions Payable	10 Assumed Premiums Receivable	11 Unearned Premium	12 Funds Held By or Deposited With Reinsured Companies	13 Letters of Credit Posted	14 Amount of Assets Pledged or Compensating Balances to Secure Letters of Credit	15 Amount of Assets Pledged or Collateral Held in Trust
					6 Paid Losses and Loss Adjustment Expenses	7 Known Case Losses and LAE								
15-0306775	43850	OSWEGO COUNTRY MUT	NY	98	0	1	1	0	11	42	0	0	0	0
15-0408660	14915	OTSEGO MUTUAL FIRE INS. CO.	NY	134	0	0	0	0	12	57	0	0	0	0
95-1077060	22748	PACIFIC EMPLOYER INS CO	PA	0	0	477	477	0	0	0	0	0	0	0
95-3219392	37338	PACIFIC INSURANCE COMPANY	IL	0	0	27	27	0	0	0	0	0	0	0
94-3092010	37850	PACIFIC SPECIALTY INS CO	CA	0	0	8	8	0	0	0	0	0	0	0
35-1707177	29572	PAFCO GENERAL	IN	0	0	3	3	0	0	0	0	0	0	0
13-3031176	38636	PARTNER REINS CO OF THE US	NY	0	0	221	221	0	0	0	0	0	0	0
39-0144285	13439	PARTNERS MUTUAL	WI	42	0	5	5	0	3	18	0	0	0	0
44-0384675	13905	PATRONS & FARMERS MUT OF MO	MO	50	0	(1)	(1)	0	4	21	0	0	0	0
13-2919779	18333	PEERLESS INDEMNITY INSURANCE COMPANY	IL	0	(4)	1,334	1,330	0	0	0	0	0	0	0
02-0177030	24198	PEERLESS INSURANCE CO.	NH	0	0	1,292	1,292	0	0	0	0	0	0	0
24-0686200	14982	PENN MILLERS INSURANCE COMPANY	PA	3,513	0	306	306	0	237	1,490	0	0	0	0
23-1642962	12262	PENNSYLVANIA MANUFACTURERS ASSOC INS	PA	0	0	177	177	0	0	0	0	0	0	0
42-0223390	13714	PHARMACISTS MUTUAL INS CO	IA	1,306	0	279	279	0	220	554	0	0	0	0
13-5316370	35262	PHOENIX ASSURANCE COMPANY OF NEW YORK	NY	0	0	2	2	0	0	0	0	0	0	0
86-0271410	26751	PINE TOP INSURANCE CO	IL	0	0	29	29	0	0	0	0	0	0	0
15-0420080	15024	PREFERRED MUTUAL INS CO	NY	2,033	0	382	382	0	223	862	0	0	0	0
26-4756872	13687	PREPARED INS CO	FL	0	0	4	4	0	0	0	0	0	0	0
05-0204000	15040	PROVIDENCE MUTUAL FIRE INS. CO	RI	1,691	0	119	119	0	173	717	0	0	0	0
13-1188550	15059	PUBLIC SERVICE MUTUAL INSURANCE COMPANY	IL	0	(2)	53	51	0	0	0	0	0	0	0
22-2311816	39217	QBE INS CORP	PA	0	0	51	51	0	0	0	0	0	0	0
23-1641984	10219	QBE REINSURANCE CORP	PA	0	0	2	2	0	0	0	0	0	0	0
04-1752900	15067	QUINCY MUTUAL FIRE INSURANCE COMPANY	MA	1,878	0	198	198	0	211	797	0	0	0	0
46-0182713	00000	Roberts County	SD	66	0	0	0	0	17	28	0	0	0	0
41-0246603	16330	RAM MUTUAL INS CO	MIN	950	0	67	67	0	94	403	0	0	0	0
23-1267941	17728	REAMSTOWN	PA	174	0	26	26	0	18	74	0	0	0	0
36-2756532	24481	RELIANCE INS. CO. OF ILLINOIS	PA	0	1	10	11	0	0	0	0	0	0	0
41-1654112	36684	RIVERPORT INSURANCE CO	IA	1,177	0	25	25	0	74	499	0	0	0	0
37-0915434	13056	RLI INSURANCE COMPANY	IL	0	1	52	53	0	0	0	0	0	0	0
54-0837857	10214	ROCKINGHAM MUTUAL INS CO.	VA	651	0	159	159	0	146	276	0	0	0	0
16-0366830	22314	RSUI IND CO	NH	0	0	30	30	0	0	0	0	0	0	0
39-0271985	15091	RURAL MUTUAL	WI	2,760	0	274	274	0	190	1,170	0	0	0	0
75-2667578	11134	RURAL TRUST INS CO	TX	359	0	146	146	0	21	152	0	0	0	0
39-0645040	11713	Sugar Creek	WI	11	0	0	0	0	1	5	0	0	0	0
46-3943172	15341	SAFEPOINT INS CO	FL	710	0	319	319	0	(1)	301	0	0	0	0
43-0727872	15105	SAFETY NATIONAL CASUALTY CORP	MO	0	1	529	530	0	0	0	0	0	0	0
48-1010625	16551	SAVERS INSURANCE	MO	1,471	0	231	231	0	228	624	0	0	0	0
75-1444207	30058	SCOR REINSURANCE COMPANY	NY	0	13	62	75	0	0	0	0	0	0	0
31-1024978	41297	SCOTTSDALE INSURANCE COMPANY	OH	0	0	3	3	0	0	0	0	0	0	0
91-0341780	25763	SEATON INSURANCE COMPANY	RI	0	0	3	3	0	0	0	0	0	0	0
15-0470620	15113	SECURITY MUTUAL INSURANCE COMPANY	NY	871	0	114	114	0	73	369	0	0	0	0
13-2941133	10936	SENECA INSURANCE COMPANY, INC.	NY	7,360	0	1,055	1,055	0	762	3,121	0	0	0	0
20-4148226	12480	SENTINEL PROTECTION & INDEMNITY COMPANY	NY	9,883	0	0	0	0	9,994	9,994	0	0	0	0
39-0333950	24988	SENTRY INSURANCE A MUTUAL COMPANY	WI	14,728	27	1,563	1,590	0	1,138	6,246	0	0	0	0
22-2842279	28240	SERVICE INSURANCE CO INC	NJ	114	0	40	40	0	8	48	0	0	0	0
13-2997499	38776	SIRIUSPOINT AMERICA INSURANCE CO	NY	0	0	221	221	0	0	0	0	0	0	0
86-0604939	14329	SOCIAL SERVICES CONTRACTORS	AZ	32	0	0	0	0	2	13	0	0	0	0
57-0248730	24953	SOUTH CAROLINA INS CO	SC	1,897	0	1,047	1,047	0	530	804	0	0	0	0
64-0288243	18325	SOUTHERN FARM BUREAU CAS INS	MO	451	0	217	217	0	19	191	0	0	0	0
20-2380774	10136	SOUTHERN FIDELITY	FL	164	0	29	29	0	54	70	0	0	0	0
45-4180375	14166	SOUTHERN FIDELITY PROPERTY & C	FL	20	0	(4)	(4)	0	9	8	0	0	0	0
54-6048396	15709	SOUTHERN STATES INS EXCH	VA	128	0	8	8	0	1	54	0	0	0	0
58-1025758	12610	SOUTHERN TRUST INS. CO.	GA	519	0	17	17	0	66	220	0	0	0	0
75-2712780	10809	SOUTHERN UNDERWRITERS INS CO	OK	0	(2)	7	5	0	0	0	0	0	0	0

ANNUAL STATEMENT FOR THE YEAR 2021 OF THE FACTORY MUTUAL INSURANCE COMPANY

SCHEDULE F - PART 1

Assumed Reinsurance as of December 31, Current Year (\$000 Omitted)

1 ID Number	2 NAIC Company Code	3 Name of Reinsured	4 Domiciliary Jurisdiction	5 Assumed Premium	Reinsurance On		8 Cols. 6 + 7	9 Contingent Commissions Payable	10 Assumed Premiums Receivable	11 Unearned Premium	12 Funds Held By or Deposited With Reinsured Companies	13 Letters of Credit Posted	14 Amount of Assets Pledged or Compensating Balances to Secure Letters of Credit	15 Amount of Assets Pledged or Collateral Held in Trust
					6 Paid Losses and Loss Adjustment Expenses	7 Known Case Losses and LAE								
93-0928517	.24376	SPINNAKER INS CO	NJ	5,061	0	666	666	0	461	2,147	0	0	0	0
43-2035217	.11844	ST JOHNS INSURANCE	FL	1,635	0	60	60	0	109	694	0	0	0	0
41-0406690	.24767	ST. PAUL FIRE AND MARINE INS. CO.	CT	0	0	7	7	0	0	0	0	0	0	0
37-0530080	.15199	STANDARD MUTUAL INSURANCE CO	IL	0	0	1	1	0	0	0	0	0	0	0
22-3590451	.40045	STARNET INSURANCE COMPANY	IA	0	0	18	18	0	0	0	0	0	0	0
75-1670124	.38318	STARR IND & LIAB COMPANY	TX	0	16	468	484	0	(1)	0	0	0	0	0
74-0814987	.29408	STATE & COUNTY MUTUAL FIRE IN	TX	0	0	1	1	0	0	0	0	0	0	0
37-0533080	.25143	STATE FARM FIRE & CASUALTY CO	IL	0	0	37	37	0	0	0	0	0	0	0
14-1093900	.15210	STERLING INS	NY	1,468	0	177	177	0	130	623	0	0	0	0
16-0986300	.16578	STILLWATER PROPERTY AND CASUAL	NY	3	0	0	0	0	2	1	0	0	0	0
86-1518822	.00000	SURECHOICE UNDERWRITERS	TX	84	0	17	17	0	0	36	0	0	0	0
91-0895822	.25798	SUTTON NATIONAL INS CO	FL	15,030	0	1,193	1,193	0	461	6,374	0	0	0	0
13-1675535	.25364	SWISS REINSURANCE AMERICA CORPORATION	NY	0	1	2,308	2,309	0	0	0	0	0	0	0
04-2451053	.12866	T.H.E. INSURANCE	LA	236	0	0	0	0	0	100	0	0	0	0
56-1543230	.29050	Tower Hill Preferred	FL	208	0	18	18	0	17	88	0	0	0	0
59-3600233	.11027	Tower Hill Prime	FL	311	0	18	18	0	26	132	0	0	0	0
20-1078811	.12011	Tower Hill Select	FL	0	0	7	7	0	0	0	0	0	0	0
02-0772872	.12538	Tower Hill Signature	FL	424	0	85	85	0	0	180	0	0	0	0
80-0916041	.00000	THREE BELMONT INSURANCE COMPANY	NY	5,885	0	0	0	0	0	1,951	0	0	0	0
25-1438780	.10531	THREE RIVERS INSURANCE COMPANY	VT	3,850	0	11,040	11,040	0	0	960	0	0	0	0
94-1517098	.25534	TIG INSURANCE COMPANY	CA	159	(34)	18,438	18,404	0	23	67	0	0	0	0
13-6108722	.12904	TOKIO MARINE & NICHIDO FIRE INS CO LTD U	NY	0	14	66	80	0	0	0	0	0	0	0
13-5616275	.19453	TRANSATLANTIC REINSURANCE COMPANY	NY	0	11	166	177	0	0	0	0	0	0	0
75-0784127	.33014	TRANSPORT INSURANCE COMPANY	OH	0	1	15	16	0	0	0	0	0	0	0
06-6033504	.19038	TRAVELERS CASUALTY & SURETY CO	CT	0	0	5,627	5,627	0	1	0	0	0	0	0
06-0566050	.25658	TRAVELERS INDEMNITY COMPANY	CT	0	0	1,800	1,800	0	0	0	0	0	0	0
36-2719165	.25674	TRAVELERS PROPERTY CASUALTY COMPANY OF A	CT	0	0	1,217	1,217	0	0	0	0	0	0	0
13-2984697	.40290	TRAVELERS SYNDICATE	CT	0	0	23	23	0	0	0	0	0	0	0
82-1704480	.16188	TRISURA	OK	26	0	0	0	0	5	11	0	0	0	0
85-1266246	.16881	TRUE	FL	8	0	0	0	0	1	3	0	0	0	0
24-0576070	.17825	TUSCARORA WAYNE	PA	1,137	0	80	80	0	95	482	0	0	0	0
06-0732738	.29459	TWIN CITY FIRE INS CO	IN	0	0	0	0	0	1	0	0	0	0	0
95-4428260	.10004	ULICO	CA	717	0	10	10	0	74	304	0	0	0	0
59-2479463	.15075	UNION AMERICAN INS CO	FL	0	0	2	2	0	0	0	0	0	0	0
36-4071650	.10655	UNIQUE INSURANCE COMPANY	IL	8	0	0	0	0	2	3	0	0	0	0
42-0644327	.13021	UNITED FIRE & CASUALTY CO.	IA	6,158	0	1,538	1,538	0	1,180	2,612	0	0	0	0
16-0429000	.16250	UNITED FRONTIER MUTUAL	NY	189	0	0	0	0	13	80	0	0	0	0
23-1581485	.13064	UNITED NATIONAL INSURANCE COMPANY	PA	0	0	46	46	0	0	0	0	0	0	0
13-5459190	.21113	UNITED STATES FIRE INSURANCE COMPANY	DE	0	0	69	69	0	0	0	0	0	0	0
23-1383313	.25895	UNITED STATES LIABILITY INS. CO.	PA	15,821	0	838	838	0	1,222	6,710	0	0	0	0
13-5460208	.25909	UNITRIN PREFERRED INSURANCE COMPANY	NY	0	5	142	147	0	0	0	0	0	0	0
20-1041714	.11986	UNIVERSAL OF NA	FL	2,122	0	234	234	0	323	900	0	0	0	0
20-3990357	.12573	UNIVERSAL SPECIALTY INS CO	FL	397	0	132	132	0	73	168	0	0	0	0
43-1249228	.41181	UNIVERSAL UNDERWRITERS INS.CO.	IL	0	1	14	15	0	0	0	0	0	0	0
52-0515280	.25887	US FIDELITY & GUARANTY COMPANY	CT	0	0	75	75	0	0	0	0	0	0	0
02-0349547	.38032	US INTERNATIONAL REINSURANCE CO	NH	0	0	1	1	0	0	0	0	0	0	0
15-0476540	.15326	UTICA FIRST INSURANCE COMPANY	NY	1,187	0	190	190	0	93	503	0	0	0	0
15-0476880	.25976	UTICA MUTUAL INSURANCE COMPANY	NY	0	(491)	27,216	26,725	0	0	0	0	0	0	0
63-0598629	.11762	VESTA FIRE INSURANCE CORPORATION	TX	0	53	67	120	0	0	0	0	0	0	0
36-3186541	.40827	VIRGINIA SURETY CO. INC.	IL	0	0	1	1	0	0	0	0	0	0	0
82-0356463	.39519	Western Community	ID	558	0	105	105	0	35	237	0	0	0	0
14-1410565	.10370	WASHINGTON CNTY COOP INS	NY	7	0	0	0	0	0	3	0	0	0	0
15-0306780	.43290	WAYNE COOPERATIVE INS CO	NY	11	0	31	31	0	1	5	0	0	0	0
34-0606100	.16799	WAYNE MUTUAL INSURANCE CO	OH	236	0	0	0	0	23	100	0	0	0	0

ANNUAL STATEMENT FOR THE YEAR 2021 OF THE FACTORY MUTUAL INSURANCE COMPANY

SCHEDULE F - PART 1

Assumed Reinsurance as of December 31, Current Year (\$000 Omitted)

1 ID Number	2 NAIC Company Code	3 Name of Reinsured	4 Domiciliary Jurisdiction	5 Assumed Premium	Reinsurance On		8 Cols. 6 + 7	9 Contingent Commissions Payable	10 Assumed Premiums Receivable	11 Unearned Premium	12 Funds Held By or Deposited With Reinsured Companies	13 Letters of Credit Posted	14 Amount of Assets Pledged or Compensating Balances to Secure Letters of Credit	15 Amount of Assets Pledged or Collateral Held in Trust
					6 Paid Losses and Loss Adjustment Expenses	7 Known Case Losses and LAE								
13-3088732	.40517	WCF NATL INS CO	UT	.4	.0	.0	.0	.0	.0	.2	.0	.0	.0	.0
39-1767647	.14550	WEA PROP & CAS INS CO	WI	.85	.0	.20	.20	.0	.7	.36	.0	.0	.0	.0
34-0613930	.26131	WESTERN RESERVE MUTUAL CAS. CO	OH	.699	.0	.53	.53	.0	.55	.297	.0	.0	.0	.0
34-6516838	.24112	WESTFIELD INSURANCE COMPANY	OH	3,666	.0	.384	.384	.0	.72	1,555	.0	.0	.0	.0
48-0921045	.39845	WESTPORT INSURANCE CORPORATION	MO	.0	.0	2,304	2,304	.0	.0	.0	.0	.0	.0	.0
23-1225600	.26166	WINDSOR-MOUNT JOY	PA	.88	.0	.6	.6	.0	.7	.37	.0	.0	.0	.0
39-1173653	.30260	WISCONSIN REINS CORP	WI	.0	.0	.2	.2	.0	.0	.0	.0	.0	.0	.0
34-4230490	.00000	WYANDOT MUTUAL	OH	.386	.0	.21	.21	.0	.34	.164	.0	.0	.0	.0
13-1290712	.20583	XL REINSURANCE AMERICA INC.	NY	.0	.5	18,274	18,279	.0	.0	.0	.0	.0	.0	.0
39-0724750	.11425	YORKVILLE & MT PLEASANT MUT	WI	.3	.0	.0	.0	.0	.0	.1	.0	.0	.0	.0
75-1428560	.30325	ZALE INDEMNITY COMPANY	TX	.0	.0	.15	.15	.0	.0	.0	.0	.0	.0	.0
95-1651549	.13269	ZENITH INSURANCE CO	CA	1,563	.0	.184	.184	.0	.0	.663	.0	.0	.0	.0
36-4233459	.16535	ZURICH AMERICAN INS CO	NY	4,921	.0	1,101	1,101	.0	.150	1,941	.0	.0	.0	.0
39-1707938	.44725	1st Auto	WI	.2	.0	.0	.0	.0	.0	.1	.0	.0	.0	.0
23-2044095	.34789	21ST CENTURY CENTENNIAL INS CO	PA	.0	.0	.10	.10	.0	.0	.0	.0	.0	.0	.0
0999999	Total Other U.S. Unaffiliated Insurers			450,163	22	257,232	257,254	0	49,965	202,293	207	0	0	0
AA-9991300	.00000	ALABAMA BEACH PLAN	AL	.2	.307	.15	.322	.0	1,329	.14	.0	.0	.0	.0
AA-9991202	.00000	CONNECTICUT FAIR PLAN	CT	.39	.217	.1	.218	.0	.273	.13	.0	.0	.0	.0
AA-9991203	.00000	DELAWARE FAIR PLAN	PA	.4	(.14)	.1	(.13)	.0	.1	.2	.0	.0	.0	.0
AA-9991204	.00000	DISTRICT OF COLUMBIA FAIR PLAN	DC	.3	(.53)	.0	(.53)	.0	.1	.2	.0	.0	.0	.0
42-0941910	.15775	IOWA FAIR PLAN	IA	.11	.21	.1	.22	.0	.17	.6	.0	.0	.0	.0
AA-9991209	.00000	KANSAS FAIR PLAN	KS	.4	.1	.0	.1	.0	.6	.2	.0	.0	.0	.0
AA-9991212	.00000	MARYLAND JOINT INSURANCE ASSOCIATION	MD	.4	.36	.2	.38	.0	.64	.3	.0	.0	.0	.0
AA-9991217	.00000	MISSOURI FAIR PLAN	MO	.2	.3	.0	.3	.0	.6	.2	.0	.0	.0	.0
AA-9991222	.00000	OHIO FAIR PLAN	OH	106	.947	.16	.963	.0	1,188	.74	.0	.0	.0	.0
AA-9991224	.00000	PENNSYLVANIA FAIR PLAN	PA	.84	.42	.9	.51	.0	.149	.44	.0	.0	.0	.0
AA-9991225	.00000	RHODE ISLAND FAIR PLAN	RI	286	1,265	.99	1,364	.0	1,781	.171	.0	.0	.0	.0
57-0629683	.34134	SOUTH CAROLINA BEACH PLAN	SC	53	.35	.2	.37	.0	.121	105	.0	.0	.0	.0
AA-9991227	.00000	WASHINGTON FAIR PLAN	WA	.1	(.3)	.0	(.3)	.0	(.2)	.0	.0	.0	.0	.0
AA-9991228	.00000	WEST VIRGINIA FAIR PLAN	WV	.2	(.1)	.0	(.1)	.0	.2	.1	.0	.0	.0	.0
AA-9991229	.00000	WISCONSIN FAIR PLAN	WI	.13	.75	.2	.77	.0	.65	.6	.0	.0	.0	.0
1099999	Total Pools, Associations or Other Similar Facilities - Mandatory Pools			614	2,878	148	3,026	0	5,001	445	0	0	0	0
AA-9995081	.00000	AGENCY MANAGERS LTD	NY	.0	.0	2,717	2,717	.0	.0	.0	125	.0	.0	.0
AA-9995069	.00000	ALL AMERICAN MARINE SLIP	NY	.0	.0	.6	.6	.0	.0	.0	.0	.0	.0	.0
AA-9995111	.00000	CALIFORNIA REINSURANCE MANAGEMENT CORP.	CA	.0	.0	478	478	.0	.0	.0	.0	.0	.0	.0
AA-9995022	.00000	EXCESS AND CASUALTY REINSURANCE ASSOC.	PA	.0	.8	3,098	3,106	.0	.0	.0	.0	.0	.0	.0
AA-9995063	.00000	IAGM CORP	NY	.0	.0	.19	.19	.0	.0	.0	.0	.0	.0	.0
AA-9995030	.00000	MARINE OFFICE OF AMERICA CORPORATION	NJ	.0	.0	.1	.1	.0	.0	.0	.0	.0	.0	.0
AA-9995032	.00000	MUTUAL MARINE OFFICE INC	NY	.0	.0	4,586	4,586	.0	.0	5,264	.0	.0	.0	.0
AA-9995037	.00000	NEW YORK MARINE MANAGERS	NY	.0	.0	187	187	.0	.0	.0	.0	.0	.0	.0
AA-9993220	.00000	PAN ATLANTIC INVESTORS LTD.	NY	.0	.0	.1	.1	.0	.0	.0	.0	.0	.0	.0
AA-9995043	.00000	UNITED STATES AIRCRAFT INS. GROUP	NY	.0	.0	.17	.17	.0	.0	.0	.0	.0	.0	.0
1199999	Total Pools, Associations or Other Similar Facilities - Voluntary Pools			0	8	11,110	11,118	0	0	0	5,389	0	0	0
1299999	Total - Pools and Associations			614	2,886	11,258	14,144	0	5,001	445	5,389	0	0	0
AA-4660010	.00000	(ADNIC) ABU DHABI NATIONAL INSURANCE CO	ARE	8,912	.0	1,186	1,186	.0	1,253	3,576	.0	.0	.0	.0
AA-4660003	.00000	(AMAN) DUBAI ISLAMIC INS & REINS CO	ARE	(9)	.0	.0	.0	.0	.29	.0	.0	.0	.0	.0
AA-1990005	.00000	AA MUT INS ASSOC LTD	GBR	.0	.0	.1	.1	.0	.0	.0	(.9)	.0	.0	.0
AA-1120810	.00000	ACE EUROPEAN GRP LTD	GBR	.0	.0	221	221	.0	.0	.0	.0	.0	.0	.0
AA-1600000	.00000	ACTIVA ASSUR SA	CMR	.9	.0	.0	.0	.0	.24	.5	.0	.0	.0	.0
AA-1864110	.00000	AKSIGORTA A.S.	TUR	13,555	.0	15,364	15,364	.0	4,830	5,909	.0	.0	.0	.0
AA-1124134	.00000	ALEXANDER HOWDEN EXCESS LOSS (FORMERLY A	GBR	.0	.0	.36	.36	.0	.0	.0	.0	.0	.0	.0
AA-4660029	.00000	ALLIANCE INSURANCE PSC	ARE	102	.0	.0	.0	.0	(.6)	.33	.0	.0	.0	.0
AA-2230120	.00000	ALLIANZ SEGUROS SA	BRA	3,155	.0	121	121	.0	1,029	1,593	.0	.0	.0	.0
AA-4560010	.00000	ALLIED COOPERATIVE INS GRP (ACIG)	SAU	3,835	.0	.0	.0	.0	4,118	1,225	.0	.0	.0	.0

ANNUAL STATEMENT FOR THE YEAR 2021 OF THE FACTORY MUTUAL INSURANCE COMPANY

SCHEDULE F - PART 1

Assumed Reinsurance as of December 31, Current Year (\$000 Omitted)

1 ID Number	2 NAIC Company Code	3 Name of Reinsured	4 Domiciliary Jurisdiction	5 Assumed Premium	Reinsurance On		8 Cols. 6 + 7	9 Contingent Commissions Payable	10 Assumed Premiums Receivable	11 Unearned Premium	12 Funds Held By or Deposited With Reinsured Companies	13 Letters of Credit Posted	14 Amount of Assets Pledged or Compensating Balances to Secure Letters of Credit	15 Amount of Assets Pledged or Collateral Held in Trust
					6 Paid Losses and Loss Adjustment Expenses	7 Known Case Losses and LAE								
AA-6850000	.00000	AMSA ASSURANCES	SEN	156	0	0	0	0	44	114	0	0	0	0
AA-1990009	.00000	AMUA ASSOCIATED MARINE	ZAF	(23)	0	0	0	0	38	7	0	0	0	0
00-0000000	.00000	ANBAO INSURANCE PTE LTD	SGP	1,181	0	0	0	0	0	851	0	0	0	0
AA-3190010	.00000	ANCON INSURANCE COMPANY, S.A.	BMJ	0	0	5	5	0	0	0	0	0	0	0
AA-4690005	.00000	ARAB MISR INS GRP	EGY	(49)	0	0	0	0	(21)	18	0	0	0	0
AA-3190020	.00000	ARION INSURANCE CO LTD	BMJ	0	0	(6)	(6)	0	0	0	0	0	0	0
AA-2580000	.00000	ASEGURADORA SEGUROS DEL PAIS	GTM	2,250	0	143,988	143,988	0	66	291	0	0	0	0
AA-2531003	.00000	ASEGURADORA SUIZA	SLV	1,185	0	0	0	0	0	592	0	0	0	0
AA-2830001	.00000	ASSA CO DE SEGUROS SA	PAN	2,993	0	0	0	0	29	803	0	0	0	0
AA-1360015	.00000	ASSICURAZIONI GEN S P A	ITA	1,940	0	0	0	0	696	935	0	0	0	0
AA-2660000	.00000	ASSINCO SA	GAB	52	0	0	0	0	36	10	0	0	0	0
AA-4500000	.00000	ASSURANCES REASSUR OMNIBRANCHES ARO	MDG	274	0	517	517	0	246	199	0	0	0	0
AA-1320262	.00000	ASSURANCES RHONE MEDITERRANEE	FRA	0	0	19	19	0	0	0	0	0	0	0
AA-7440025	.00000	ASTREE CIE D ASSUR & DE REASSUR	TUN	472	0	0	0	0	164	122	0	0	0	0
AA-1320012	.00000	AXA CORPORATE SOLUTIONS ASSUR	FRA	0	1	2	3	0	1	0	7	0	0	0
AA-1120895	.00000	AXA GLOBAL RISKS (UK) LTD	GBR	0	0	2	2	0	0	0	0	0	0	0
AA-4190058	.00000	BAHRAIN KUWAIT INS CO BSC	BHR	305	0	0	0	0	101	125	0	0	0	0
AA-1460025	.00000	BALOISE INS CO LTD (BASLER VERS GES AG)	CHE	0	0	9	9	0	0	0	0	0	0	0
AA-1280018	.00000	BALTICA SCANDINAVIA	DNK	0	0	0	0	0	0	0	23	0	0	0
AA-5780015	.00000	BANGKOK INS CO LTD	THA	14,876	0	536	536	0	7,902	7,461	0	0	0	0
AA-7140002	.00000	BAOMINH INSURANCE CORPORATION	VNM	4,371	0	4,062	4,062	0	2,449	1,584	0	0	0	0
AA-3190035	.00000	BERMUDA FIRE AND MARINE INSURANCE CO. LT	BMJ	0	0	1	1	0	0	0	0	0	0	0
AA-2180005	.00000	BISA SEGUROS	BOL	119	0	0	0	0	14	23	0	0	0	0
AA-1560006	.00000	CAA	CAN	1,730	0	309	309	0	127	734	0	0	0	0
AA-9700000	.00000	CAMBODIAN NATIONAL INSURANC CO	KHM	55	0	0	0	0	28	25	0	0	0	0
AA-5280012	.00000	CENTRAL REINSURANCE CORPORATION	TWN	0	0	2	2	0	0	0	0	0	0	0
AA-9160003	.00000	CENTRAS INSURANCE JSC	KAZ	563	0	0	0	0	92	283	0	0	0	0
AA-8884101	.00000	CEYLINCO INSURANCE CO LTD	LKA	118	0	0	0	0	103	54	0	0	0	0
AA-3190059	.00000	CHINA AMERICA INSURANCE COM	BMJ	0	0	1	1	0	0	0	1	0	0	0
AA-9240125	.00000	CHINA PACIFIC PROPERTY INS CO LTD	CHN	2,402	0	7,066	7,066	0	233	1,155	0	0	0	0
AA-9240021	.00000	CHINA PACIFIC PROPERTY INSURANCE CO LTD.	CHN	0	0	0	0	0	961	0	0	0	0	0
AA-1560194	.00000	CHRISTIANIA GENERAL INSURANCE CORP.	CAN	0	0	64	64	0	0	0	(2)	0	0	0
AA-1320105	.00000	CIE TRANSCONTINENTALE DE REASSURANCE	FRA	0	0	0	0	0	0	0	24	0	0	0
AA-4360200	.00000	GLAL INSURANCE COMPANY LTD	ISR	5,721	0	240	240	0	191	2,732	0	0	0	0
AA-3690085	.00000	COLONIAL FIRE & GEN	TTO	2,489	0	0	0	0	1,166	1,132	0	0	0	0
AA-1120380	.00000	COMMUNITY REINS CORP LTD	GBR	0	1	9	10	0	0	0	0	0	0	0
AA-1320117	.00000	CORIFRANCE CIE DE REASS D ILE DE FRANCE	FRA	0	0	0	0	0	0	0	1	0	0	0
AA-1990905	.00000	EMERALD RISK TRANSFER (PTY) LTD (SANTAM)	NAM	9,827	0	2,876	2,876	0	1,120	3,750	0	0	0	0
AA-5480035	.00000	ETIOA INSURANCE BHD	MYS	16,893	0	10,231	10,231	0	9,143	9,503	0	0	0	0
AA-1120590	.00000	FEDERATION GENERAL INS	GBR	0	0	7	7	0	0	0	0	0	0	0
AA-1440035	.00000	FOLKSAM INTERNATIONAL INSURANCE CO., LTD	SWI	0	0	1	1	0	0	0	0	0	0	0
AA-5360075	.00000	FPG INSURANCE CO INC	PHL	1,197	0	0	0	0	279	3	0	0	0	0
AA-1120020	.00000	GE FRANKONA REASSUR LTD	DNK	0	0	4	4	0	0	0	0	0	0	0
AA-0100002	.00000	GLOBAL ALLIANCE ANGOLA SEGUROS SA	AGO	53	0	0	0	0	0	20	0	0	0	0
AA-8540002	.00000	GLOBUS RE SA	BFA	42	0	0	0	0	213	20	0	0	0	0
AA-1930320	.00000	GOVERN INS OFFICE OF NEW S WALES	AUS	0	0	8	8	0	0	0	0	0	0	0
AA-1120980	.00000	GROUPAMA INS CO LTD	GBR	0	59	0	59	0	59	0	0	0	0	0
AA-0050693	.00000	GROVE INSURANCE COMPANY LTD	BMJ	516	0	0	0	0	0	257	0	0	0	0
AA-4430380	.00000	GULF INS CO KSC	KWT	3,636	0	0	0	0	40	1,118	0	0	0	0
AA-1340115	.00000	HAMBRUGER INTERNATIONALE RUCK-VERS. AG	DEU	0	0	1	1	0	0	0	0	0	0	0
AA-1120730	.00000	HANSA GENERAL INSURANCE CO (UK) LTD	GBR	0	0	5	5	0	0	0	0	0	0	0
AA-5340021	.00000	HDFC ERGO GENERAL INSURANCE CO	IND	13,790	0	932	932	0	2,364	5,948	0	0	0	0
AA-3190080	.00000	HEDDINGTON INSURANCE LTD.	BMJ	0	0	15	15	0	0	0	0	0	0	0
AA-0120004	.00000	HOLLARD INS GHANA LTD	GHA	499	0	0	0	0	547	117	0	0	0	0

ANNUAL STATEMENT FOR THE YEAR 2021 OF THE FACTORY MUTUAL INSURANCE COMPANY

SCHEDULE F - PART 1

Assumed Reinsurance as of December 31, Current Year (\$000 Omitted)

1 ID Number	2 NAIC Company Code	3 Name of Reinsured	4 Domiciliary Jurisdiction	5 Assumed Premium	Reinsurance On		8 Cols. 6 + 7	9 Contingent Commissions Payable	10 Assumed Premiums Receivable	11 Unearned Premium	12 Funds Held By or Deposited With Reinsured Companies	13 Letters of Credit Posted	14 Amount of Assets Pledged or Compensating Balances to Secure Letters of Credit	15 Amount of Assets Pledged or Collateral Held in Trust
					6 Paid Losses and Loss Adjustment Expenses	7 Known Case Losses and LAE								
AA-3190085	.00000	HORIZON INSURANCE CO LTD	BMJ	.0	.0	.0	.0	.0	.2	.0	.0	.0	.0	.0
AA-5420015	.00000	HYUNDAI MARINE & FIRE INS CO LTD	KOR	36,264	.0	837	837	.0	11,345	16,156	.0	.0	.0	.0
AA-5760020	.00000	I.C.S. REINSURANCE PTE. LTD.	SGP	.0	.0	28	28	.0	.0	.0	.0	.0	.0	.0
AA-2230425	.00000	I.R.B., IST. DE RESS DO BRAZIL	BRA	7,092	.0	3,144	3,144	.0	2,485	3,855	.0	.0	.0	.0
AA-5344106	.00000	ICICI LOMBARD GENERAL INS CO L	IND	6,694	.0	1,471	1,471	.0	8,466	3,677	.0	.0	.0	.0
AA-3190092	.00000	INA INT'L INS CO LTD	BMJ	.0	.0	8	8	.0	.0	.0	.0	.0	.0	.0
AA-9110000	.00000	INGO ARMENIA INS CJSC	ARM	10	.0	.0	.0	.0	.8	.8	.0	.0	.0	.0
AA-9220050	.00000	INGOSSTRAKH	RUS	18,956	.0	1,191	1,191	.0	11,871	8,966	.0	.0	.0	.0
AA-2381000	.00000	INSTITUTO NACIONAL DE REASEGUROS	CRI	4,047	.0	.0	.0	.0	.26	1,229	.0	.0	.0	.0
AA-1780035	.00000	INSURANCE CORP. OF IRELAND, PLC	IRL	.0	.0	.0	.0	.0	(2)	.0	.0	.0	.0	.0
AA-1931005	.00000	INTERCONTINENTAL REINSURANCE	BMJ	.0	.0	.0	.0	.0	.0	.0	2	.0	.0	.0
AA-1340041	.00000	INTERNATIONAL INSURANCE COMPANY OF HANNO	GBR	.0	.0	.0	.0	.0	18,239	.0	.0	.0	.0	.0
AA-1360095	.00000	ITALIA ASSICURAZIONI	ITA	.0	.0	.0	.0	.0	.0	.0	41	.0	.0	.0
AA-3431000	.00000	JAMAICA INT	JAM	966	.0	8,340	8,340	.0	.0	263	.0	.0	.0	.0
AA-5180002	.00000	JERUSALEM INS CO	JOR	163	.0	.0	.0	.0	.0	.78	.0	.0	.0	.0
AA-9150001	.00000	JSC INS CO ALDAGI	GEO	27	.0	.0	.0	.0	.0	.13	.0	.0	.0	.0
AA-5640700	.00000	JUBILEE GENERAL INS CO LTD	PAK	1,464	.0	.0	.0	.0	129	664	.0	.0	.0	.0
AA-1561005	.00000	KANATA REINS CO	CAN	.0	.0	.69	.69	.0	.0	.0	.0	.0	.0	.0
AA-1720115	.00000	KANSA GENERAL INS. CO., LTD.	FIN	.0	2	.0	2	.0	.0	.0	.0	.0	.0	.0
AA-9170000	.00000	KYRGYZ RUSSIAN STOCK INS CO KYRGYZINSTR	KGZ	.0	.0	.0	.0	.0	1,289	.0	.0	.0	.0	.0
AA-2130005	.00000	LA HOLANDO SUDAMERICANA COMPANIA DE SEGU	ARG	1,312	.0	.0	.0	.0	.204	469	.0	.0	.0	.0
AA-4180000	.00000	LAO VIET INSURANCE COMPANY LTD	LAO	172	.0	.0	.0	.0	107	100	.0	.0	.0	.0
AA-4460005	.00000	LIA ASSUREX S.A.L.	LBN	69	.0	909	909	.0	40	14	.0	.0	.0	.0
AA-1122000	.00000	LLOYDS - SYNDICATE # 2288	GBR	4,990	1	402	403	.0	965	2,116	3	.0	.0	.0
AA-1120890	.00000	LONDON GUARANTEE & REINS CO LTD	GBR	.0	.0	398	398	.0	.0	.0	.0	.0	.0	.0
AA-5480030	.00000	LONPAC INSURANCE BHD	MYS	5,832	.0	.0	.0	.0	2,355	2,825	.0	.0	.0	.0
AA-1320171	.00000	MAAF MUT ASSUR ARTISANALE DE FRANC	FRA	.0	.0	2	2	.0	.0	.0	.0	.0	.0	.0
AA-4470000	.00000	MACAU INSURANCE COMPANY	CHN	270	.0	.0	.0	.0	101	73	.0	.0	.0	.0
AA-5660040	.00000	MALAYAN INSURANCE COMPANY	PHL	9,884	.0	154	154	.0	7,682	6,967	.0	.0	.0	.0
AA-4960001	.00000	MANDAL DAATGAL LLC	MNG	9	.0	.0	.0	.0	.0	.7	.0	.0	.0	.0
AA-1860020	.00000	MAPFRE GENEL SIGORTA AS	TUR	11,339	.0	.0	.0	.0	1,283	5,557	.0	.0	.0	.0
AA-1840000	.00000	MAPFRE RE CO DE REASEGUROS S A	ESP	32,228	.0	21,004	21,004	.0	23,778	20,482	.0	.0	.0	.0
AA-1840615	.00000	MAPFRE URUGUAY	ESP	3,074	.0	.0	.0	.0	1,002	1,878	.0	.0	.0	.0
AA-2232001	.00000	MAPFRE VERA CRUZ SEGURADORA SA	BRA	28,564	.0	9,930	9,930	.0	7,476	13,933	.0	.0	.0	.0
AA-2134139	.00000	MAPRE ARGENTINA SECUROS	ARG	16,171	.0	18,991	18,991	.0	5,977	9,007	.0	.0	.0	.0
AA-3160145	.00000	MASSY UNITED INS LTD	BRB	1,519	.0	450	450	.0	66	343	.0	.0	.0	.0
AA-2784100	.00000	METROPOLITANA COMPANIA	NIC	667	.0	.0	.0	.0	.0	99	.0	.0	.0	.0
AA-4360625	.00000	MIGDAL INSURANCE CO	ISR	2,556	.0	1,380	1,380	.0	145	1,030	.0	.0	.0	.0
AA-5280040	.00000	MINGTAI FIRE AND MARINE INS	TWN	.0	.0	3	3	.0	.0	.0	.0	.0	.0	.0
AA-4690615	.00000	MISR INSURANCE COMPANY	EGY	1,503	.0	.0	.0	.0	58	653	.0	.0	.0	.0
AA-1580085	.00000	MITSUI SUMITOMO INS. CO. LTD.	JPN	.0	.0	14	14	.0	.0	.0	.0	.0	.0	.0
AA-5760058	.00000	MIG Insurance Singapore Pte Lt	SGP	2,771	.0	.0	.0	.0	.0	120	.0	.0	.0	.0
AA-4490002	.00000	MUSCAT INS CO	OMN	641	.0	.0	.0	.0	136	119	.0	.0	.0	.0
AA-1569585	.00000	MUT FIRE INS CO OF B C	CAN	1,412	.0	375	375	.0	135	599	.0	.0	.0	.0
AA-6800000	.00000	NICO GEN INS CO	MWI	26	.0	.0	.0	.0	6	13	.0	.0	.0	.0
AA-1560210	.00000	NORTHBRIDGE IND INS CORP	CAN	.0	.0	4	4	.0	.0	.0	1	.0	.0	.0
AA-1121108	.00000	NORWICH UNION FIRE INS. CO. LTD.	GBR	.0	.0	2	2	.0	.0	.0	.0	.0	.0	.0
AA-1770002	.00000	NSIA ASSURANCES	COG	62	.0	.0	.0	.0	34	34	.0	.0	.0	.0
AA-1560073	.00000	NUCLEAR INS. ASSOC. OF CANADA	CAN	456	.0	2,167	2,167	.0	.0	305	.0	.0	.0	.0
AA-2280034	.00000	ORION SEGUROS GEN SA	CHL	860	.0	.0	.0	.0	512	500	.0	.0	.0	.0
AA-1780097	.00000	PHILIP MORRIS INTL INS (IRELAND) LTD	IRL	1,745	.0	.0	.0	.0	1,745	1,458	.0	.0	.0	.0
AA-9240019	.00000	PICC PROPERTY AND CASUALTY CO	CHN	12,900	.0	574	574	.0	5,797	5,886	.0	.0	.0	.0
AA-9240110	.00000	PING AN INSURANCE CO OF CHINA	CHN	76,460	.0	62,763	62,763	.0	24,124	33,503	.0	.0	.0	.0
AA-5660080	.00000	PIONEER INSURANC & SURETY CORP	PHL	10,605	.0	52	52	.0	1,841	4,516	.0	.0	.0	.0

ANNUAL STATEMENT FOR THE YEAR 2021 OF THE FACTORY MUTUAL INSURANCE COMPANY

SCHEDULE F - PART 1

Assumed Reinsurance as of December 31, Current Year (\$000 Omitted)

1 ID Number	2 NAIC Company Code	3 Name of Reinsured	4 Domiciliary Jurisdiction	5 Assumed Premium	Reinsurance On		8 Cols. 6 + 7	9 Contingent Commissions Payable	10 Assumed Premiums Receivable	11 Unearned Premium	12 Funds Held By or Deposited With Reinsured Companies	13 Letters of Credit Posted	14 Amount of Assets Pledged or Compensating Balances to Secure Letters of Credit	15 Amount of Assets Pledged or Collateral Held in Trust
					6 Paid Losses and Loss Adjustment Expenses	7 Known Case Losses and LAE								
AA-9260005	.00000	PRIVATE JOINT STOCK INS CO INGO UKRAINE	UKR	2,461	0	734	734	0	1,846	1,294	0	0	0	0
AA-7540001	.00000	PROFESSIONAL INS CORP ZAMBIA LTD PLC	ZMB	61	0	0	0	0	55	40	0	0	0	0
AA-5360024	.00000	PT ASURANSI NIPPONKOA INDONESIA	IDN	(138)	0	0	0	0	6,543	4,270	0	0	0	0
AA-5360037	.00000	PT SOMPO INS INDONESIA	IDN	16,425	0	224	224	0	0	4,656	0	0	0	0
AA-4530805	.00000	QATAR GENERAL INS & REINSURANCE CO S.A.Q	QAT	444	0	0	0	0	177	158	0	0	0	0
AA-1560127	.00000	RED RIVER VALLEY MUTUAL INS CO	CAN	1,726	0	193	193	0	150	732	0	0	0	0
AA-8800001	.00000	RELIANCE INSURANCE LIMITED	BGD	531	0	2,702	2,702	0	0	186	0	0	0	0
AA-9220031	.00000	RENAISSANCE INS GRP LTD	RUS	5,577	0	536	536	0	929	2,429	0	0	0	0
AA-2130066	.00000	REUNION RE COMPANIA DE REASEGUROS S.A.	ARG	467	0	2	2	0	206	200	0	0	0	0
AA-2930003	.00000	RIMAC INTERNACIONAL	PER	14,293	0	886	886	0	538	5,985	0	0	0	0
AA-5420022	.00000	SAMSUNG FIRE & MARINE INS CO L	KOR	42	0	4,207	4,207	0	76	13	0	0	0	0
AA-0100000	.00000	SANLAM ANGOLA SEGUROS S.A.	AGO	853	0	0	0	0	1,815	228	0	0	0	0
AA-3840000	.00000	SANLAM ASSURANCE D'IVOIRE	CIV	199	0	0	0	0	0	160	0	0	0	0
AA-8340000	.00000	SANLAM GENERAL INS (TANZANIA) LTD	TZA	0	0	0	0	0	83	0	0	0	0	0
AA-6000000	.00000	SANTAM NAMIBIA LTD	NAM	68	0	0	0	0	0	27	0	0	0	0
00-0000000	.00000	SEGUROS AMERICA S.A.	NIC	0	0	8	8	0	0	0	0	0	0	0
AA-2334102	.00000	SEGUROS COMERCIALES BOLIVAR	BOL	14,172	0	517	517	0	6,176	5,391	0	0	0	0
AA-2580002	.00000	SEGUROS EL ROBLE	GTM	3,792	0	0	0	0	1,901	2,268	0	0	0	0
AA-2330024	.00000	SEGUROS GEN SURAMERICANA SA	COL	535	0	0	0	0	478	358	0	0	0	0
AA-2230035	.00000	SEGUROS SURA SA	BRA	0	0	0	0	0	254	0	0	0	0	0
AA-2430013	.00000	SEGUROS UNIVERSAL	DOM	7,656	0	0	0	0	2,397	2,960	0	0	0	0
AA-0880003	.00000	SIGMA INTERALBANIAN VIENNA INS GRP	ALB	5	0	0	0	0	0	4	0	0	0	0
AA-6860930	.00000	SOCIETE CEN DE REASSUR (SCR)	MAR	1,743	0	91	91	0	1,867	696	0	0	0	0
AA-8540001	.00000	SOCIETE NATIONALE D ASSURANCES ET DE REA	BFA	43	0	0	0	0	0	29	0	0	0	0
AA-4460001	.00000	SOCIETE NATIONALE D ASSURANCE	BFA	(2)	0	0	0	0	30	0	0	0	0	0
AA-5780018	.00000	SOMPO INSURANCE (THAILAND) PUBLIC COMPAN	THA	8,467	0	1,038	1,038	0	3,158	3,864	0	0	0	0
AA-1580110	.00000	SOMPO JAPAN INSURANCE INC.	JPN	27,205	0	1,957	1,957	0	4,510	14,317	0	0	0	0
AA-2230015	.00000	SOMPO SEGUROS S.A.	BRA	13,361	0	45	45	0	2,856	6,132	0	0	0	0
AA-9200002	.00000	STANDARD INS SDN BHD	BRN	149	0	0	0	0	0	68	0	0	0	0
AA-3190125	.00000	STOCKHOLM RE (BERMUDA) LTD.	BMU	0	0	1	1	0	0	0	0	0	0	0
AA-3130007	.00000	SUMMIT INSURANCE	BHS	642	0	0	0	0	32	222	0	0	0	0
AA-1460021	.00000	SWISS RE CORPORATE SOLUTIONS L	CHE	700	0	0	0	0	56	115	0	0	0	0
AA-1280003	.00000	SWISS RE DENMARK	FRA	0	0	5	5	0	0	0	0	0	0	0
AA-5280055	.00000	TAIAN INSURANCE COMPANY LIMITE	TWN	10,776	0	464	464	0	4,850	5,088	0	0	0	0
AA-8340001	.00000	TANZANIA REINSURANCE CO LTD	TCA	471	0	0	0	0	57	251	0	0	0	0
AA-1121445	.00000	TOKIO MARINE EUROPE INS LTD	GBR	0	0	0	0	0	3	0	0	0	0	0
AA-1561019	.00000	TRADERS GENERAL INS CO	CAN	0	0	4	4	0	0	0	0	0	0	0
AA-6120001	.00000	TRUST ALGERIA ASSUR & REASSUR	DZA	237	0	0	0	0	240	72	0	0	0	0
AA-1121475	.00000	UIC INS CO LTD	GBR	0	0	55	55	0	0	0	0	0	0	0
AA-1121480	.00000	UNION AMERICA INS. CO. LTD	GBR	0	0	2	2	0	0	0	0	0	0	0
AA-1320308	.00000	UNION FRAN	FRA	0	0	7	7	0	0	0	0	0	0	0
AA-1931002	.00000	VICTORIA STATE INSURANCE OFFICE	AUS	0	0	7	7	0	0	0	0	0	0	0
AA-3191120	.00000	WTC INSURANCE CORP LTD	BMU	5,119	0	2,080	2,080	0	0	841	0	0	0	0
AA-1560430	.00000	WYNIWARD	CAN	2,781	0	1,346	1,346	0	190	1,179	0	0	0	0
AA-1121575	.00000	YASUDA FIRE & MARINE INS CO OF EUROPE	GBR	0	0	1	1	0	0	0	0	0	0	0
AA-9610003	.00000	ZAVAROVALNICA TRIGLAV D D	SVN	3,852	0	0	0	0	1,418	1,917	0	0	0	0
AA-0056097	.00000	ZEP-RE (PTA REINS CO)	KEN	351	0	0	0	0	18	16	0	0	0	0
AA-1460190	.00000	ZURICH INS CO LTD	CHE	0	0	0	0	0	27	0	0	0	0	0
1399999		Total Other Non-U.S. Insurers		568,036	64	339,609	339,673	0	222,071	266,008	92	0	0	0
9999999		Totals		1,842,844	17,838	950,516	968,354	0	427,410	704,097	5,688	0	0	0

20.10

ANNUAL STATEMENT FOR THE YEAR 2021 OF THE FACTORY MUTUAL INSURANCE COMPANY

SCHEDULE F - PART 2

Premium Portfolio Reinsurance Effected or (Canceled) during Current Year

1 ID Number	2 NAIC Com- pany Code	3 Name of Company	4 Date of Contract	5 Original Premium	6 Reinsurance Premium
NONE					

ANNUAL STATEMENT FOR THE YEAR 2021 OF THE FACTORY MUTUAL INSURANCE COMPANY

SCHEDULE F - PART 3

Ceded Reinsurance as of December 31, Current Year (\$000 Omitted)

1 ID Number	2 NAIC Company Code	3 Name of Reinsurer	4 Domiciliary Jurisdiction	5 Special Code	6 Reinsurance Premiums Ceded	Reinsurance Recoverable On										16 Amount in Dispute included in Column 15	Reinsurance Payable		19 Net Amount Recoverable From Reinsurers Cols. 15 - [17 + 18]	20 Funds Held by Company Under Reinsurance Treaties
						7 Paid Losses	8 Paid LAE	9 Known Case Loss Reserves	10 Known Case LAE Reserves	11 IBNR Loss Reserves	12 IBNR LAE Reserves	13 Unearned Premiums	14 Contingent Commis- sions	15 Columns 7 through 14 Totals	17 Ceded Balances Payable		18 Other Amounts Due to Reinsurers			
05-0284861	10316	APPALACHIAN INSURANCE COMPANY	RI		100,313	20,242	0	0	0	0	0	0	0	0	20,242	0	26,319	0	(6,077)	0
05-0254496	10014	AFFILIATED FM INSURANCE COMPANY	RI		0	25,701	0	0	0	0	0	0	0	0	25,701	0	0	0	25,701	0
0199999. Total Authorized - Affiliates - U.S. Intercompany Pooling					100,313	45,943	0	0	0	0	0	0	0	0	45,943	0	26,319	0	19,624	0
05-0254496	10014	AFFILIATED FM INSURANCE COMPANY	RI		49,263	5,575	0	0	0	0	0	0	0	5,575	0	12,577	0	(7,002)	0	
0399999. Total Authorized - Affiliates - U.S. Non-Pool - Other					49,263	5,575	0	0	0	0	0	0	0	5,575	0	12,577	0	(7,002)	0	
0499999. Total Authorized - Affiliates - U.S. Non-Pool					49,263	5,575	0	0	0	0	0	0	0	5,575	0	12,577	0	(7,002)	0	
0799999. Total Authorized - Affiliates - Other (Non-U.S.)					0	0	0	0	0	0	0	0	0	0	0	0	0	0	0	0
0899999. Total Authorized - Affiliates					149,576	51,518	0	0	0	0	0	0	0	51,518	0	38,896	0	12,622	0	
95-2371728	22667	ACE AMERICAN INSURANCE COMPANY	PA		10,919	4,256	176	2,481	0	0	0	5,366	0	12,279	0	206	3,669	8,404	0	
06-0237820	20699	ACE PROPERTY & CASUALTY INS CO	PA		0	4	0	1,560	233	2,279	0	0	0	4,076	0	0	14,715	(10,639)	0	
95-3187355	35300	ALLIANZ GLOBAL RISKS US INSURANCE COMPAN	IL		2,399	361	1	0	0	0	0	934	0	1,296	0	(673)	1,959	10	0	
06-1182357	22730	ALLIED WORLD INS CO	NH		0	111	9	0	0	0	0	0	0	120	0	0	0	120	0	
36-2661954	10103	AMERICAN AGRICULTURAL INSURANCE COMPANY	IN		605	78	1	1,705	0	0	0	0	0	1,784	0	(31)	0	1,815	0	
59-0593886	10111	AMERICAN BANKERS INS CO OF FLA	FL		0	72	38	1,440	294	2,104	0	0	0	3,948	0	0	0	3,948	0	
25-1118523	66842	AMERICAN GENERAL LIFE INS CO OF DELAWARE	TX		0	24	0	50	13	72	0	0	0	159	0	0	0	159	0	
13-5124990	19380	AMERICAN HOME ASSURANCE COMPANY	NY		189	0	0	7	0	0	0	102	0	109	0	30	157	(78)	0	
38-0829210	23396	AMERISURE MUTUAL INSURANCE COMPANY	MI		0	18	2	184	8	279	0	0	0	491	0	0	1,784	(1,293)	0	
13-3023897	39799	ANEX SYNDICATE INC.	NY		0	24	0	50	13	72	0	0	0	159	0	0	0	159	0	
43-0990710	11150	ARCH INSURANCE COMPANY	MO		65	39	0	0	0	0	0	0	0	39	0	0	0	39	0	
06-1430254	10348	ARCH REINSURANCE COMPANY	DE		7,715	0	0	14,942	0	0	0	2,796	0	17,738	0	789	0	16,949	0	
13-5358230	24678	ARROWOOD INDEMNITY CO	DE		0	38	5	348	15	536	0	0	0	942	0	0	0	942	0	
75-2344200	43460	ASPEN AMERICA INS CO	TX		93	0	0	0	0	0	0	28	0	28	0	11	0	17	0	
13-2963258	36579	AVIVA INS CO OF CN	NY		0	0	0	19	5	28	0	0	0	52	0	22	0	30	0	
51-0434766	20370	AXIS REINSURANCE COMPANY	NY		47	10	0	75	0	0	0	4	0	89	0	(10)	0	99	0	
47-0574325	32603	BERKLEY INSURANCE COMPANY	DE		10,520	1,353	14	9,066	0	196	328	5,294	0	16,251	0	2,666	8,394	5,191	1	
63-0202590	22276	BERKSHIRE HATHAWAY SPECIALTY INSURANCE	NE		1,152	0	0	0	0	0	0	240	0	240	0	0	0	240	0	
31-0542366	10677	CINCINNATI INSURANCE CO.	OH		1,040	0	0	3,008	0	0	0	0	0	3,008	0	(44)	0	3,052	0	
13-5010440	35289	CONTINENTAL INSURANCE COMPANY	PA		0	0	0	197	16	287	0	0	0	500	0	0	2,063	(1,563)	0	
37-0807507	20990	COUNTRY MUTUAL INSURANCE COMPANY	IL		0	17	0	18	0	0	0	0	0	35	0	0	2,152	(2,117)	0	
38-2145898	33499	DORINCO REINSURANCE COMPANY	MI		0	4	0	66	17	96	0	0	0	183	0	0	0	183	0	
39-0264050	21458	EMPLOYERS INSURANCE OF WAUSAU	WI		0	0	0	115	25	169	0	0	0	309	0	0	864	(555)	0	
42-0234980	21415	EMPLOYERS MUTUAL CASUALTY COMPANY	IA		826	44	0	2,693	23	338	0	7	0	3,105	0	(51)	252	2,904	0	
35-2293075	11551	ENDURANCE ASSURANCE CORP	DE		1,036	427	3	1,063	0	0	0	469	0	1,962	0	569	0	1,393	0	
22-2005057	26921	EVEREST REINSURANCE COMPANY	DE		87,887	8,088	83	113,255	0	1,471	2,459	36,124	0	161,480	0	18,714	678	142,088	10	
15-0302550	11045	EXCELSIOR INSURANCE CO	NH		0	11	1	323	52	472	0	0	0	859	0	0	0	859	0	
13-2673100	22039	GENERAL REINSURANCE CORPORATION	DE		180,707	19,589	237	284,673	0	2,747	4,590	82,558	0	394,394	0	40,603	2,138	351,653	18	
13-3029255	39322	GENERAL SECURITY NATIONAL INSURANCE COMP	NY		0	17	0	1,080	99	1,578	0	0	0	2,774	0	0	0	2,774	0	
13-1958482	11967	GENERAL STAR NATIONAL INS. CO.	DE		0	127	22	4,423	535	6,477	0	0	0	11,584	6	0	360	11,224	0	
13-5617450	11231	GENERAL US BRANCH	NY		0	4	0	195	25	288	0	0	0	512	0	0	1	511	0	
31-0501234	16691	GREAT AMERICAN INSURANCE COMPANY	OH		0	1	0	11	3	16	0	0	0	31	0	0	0	31	0	
06-0383750	19682	HARTFORD FIRE INSURANCE COMPANY	CT		104	0	0	0	0	0	0	43	0	43	0	0	1,891	(1,848)	0	
30-0409219	41343	HDI GLOBAL INSURANCE COMPANY	IL		67	0	0	0	0	0	0	15	0	15	0	0	0	15	0	
74-2195939	42374	HOUSTON CASUALTY CO.	TX		1,251	0	3	1	0	0	0	500	0	504	0	50	0	454	0	
23-0723970	22713	INSURANCE COMPANY OF NORTH AMERICA	PA		(30)	516	2	1,690	0	516	0	0	0	2,208	0	285	383	1,540	0	
13-3046844	00000	INTERNATIONAL AMERICAN SYNDICATE	NY		0	11	0	48	13	71	0	0	0	143	0	0	0	143	0	
34-1699321	10409	IRONWOOD INSURANCE COMPANY	VT		0	0	0	20	0	0	0	0	0	20	0	0	0	20	0	
30-0875959	20621	LAMORAK INS CO	PA		0	0	0	0	0	(1)	0	0	0	0	0	0	8,625	(8,626)	0	
25-1149494	19437	LEXINGTON INS CO	DE		0	(80)	2	0	0	0	0	0	0	(78)	0	(1)	6,294	(6,371)	0	
04-1543470	23043	LIBERTY MUTUAL INSURANCE COMPANY	MA		2,286	378	42	0	0	0	0	1,189	0	1,609	0	201	96	1,312	0	
36-3347420	23876	MAPFRE INSURANCE CO	NJ		0	24	24	0	0	0	0	0	0	48	0	0	0	48	0	

ANNUAL STATEMENT FOR THE YEAR 2021 OF THE FACTORY MUTUAL INSURANCE COMPANY

SCHEDULE F - PART 3

Ceded Reinsurance as of December 31, Current Year (\$000 Omitted)

1	2	3	4	5	6	Reinsurance Recoverable On										16	Reinsurance Payable		19	20
						7	8	9	10	11	12	13	14	15	17		18	Net Amount Recoverable From Reinsurers		
ID Number	NAIC Company Code	Name of Reinsurer	Domiciliary Jurisdiction	Special Code	Reinsurance Premiums Ceded	Paid Losses	Paid LAE	Known Case Loss Reserves	Known Case LAE Reserves	IBNR Loss Reserves	IBNR LAE Reserves	Unearned Premiums	Contingent Commissions	Columns 7 through 14 Totals	Amount in Dispute included in Column 15	Ceded Balances Payable	Other Amounts Due to Reinsurers	Col. 15 - [17 + 18]		
22-3818012	20362	mitsui sumitomo ins co	NY		442	.0	.0	.0	.0	.0	.0	.36	.0	.36	.0	.2	.0	.34	.0	
13-3467153	22551	mitsui sumitomo insurance usa inc.	NY		125	.0	.0	208	.0	165	.0	.41	.0	414	.0	.0	.0	414	.0	
13-4924125	10227	MUNICH REINSURANCE AMERICA INC.	DE		5,864	20	.1	.0	.0	.0	.0	2,158	.0	2,179	.0	(661)	5,364	(2,524)	.0	
38-0865250	11991	NATIONAL CASUALTY COMPANY	OH		.0	15	.0	1,580	265	2,309	.0	.0	.0	4,169	.0	.0	299	3,870	.0	
47-0355979	20087	NATIONAL INDEMNITY COMPANY	NE		5,236	165	.11	5,700	.0	.0	.0	1,854	.0	7,730	.0	.78	.0	7,652	.0	
36-2403971	20052	NATIONAL LIABILITY & FIRE	CT		.0	.0	.0	.0	.0	.0	.0	343	.0	343	.0	(9)	.0	352	.0	
25-0687550	19445	NATIONAL UNION FIRE INS CO OF PITTSBURGH	PA		7,521	2,615	.36	3,760	.0	.0	.0	2,921	.0	9,332	.0	1,107	.0	8,225	.0	
31-4177110	23779	NATIONWIDE MUTUAL FIRE INSURANCE COMPANY	OH		(1)	(50)	(1)	.17	.0	.0	.0	.25	.0	(9)	.0	(178)	.0	169	.0	
31-4177100	23787	NATIONWIDE MUTUAL INSURANCE COMPANY	OH		25,099	1,637	.13	24,579	.0	441	.738	10,238	.0	37,646	.0	5,852	4,751	27,043	3	
47-0698507	23680	ODYSSEY REINSURANCE CO	CT		2,189	41	.1	3,219	.0	.0	.0	.14	.0	3,275	.0	(102)	.0	3,377	.0	
13-3031176	38636	PARTNER REINS CO OF THE US	NY		118	.0	.0	.0	.0	.0	.0	.37	.0	.37	.0	.0	221	(184)	.0	
13-3531373	10006	PARTNERRE INSURANCE CO. OF NY	NY		.0	.0	.0	.0	.0	.0	.0	.11	.0	.11	.0	.0	.0	.11	.0	
13-2919779	18333	PEERLESS INDEMNITY INSURANCE COMPANY	IL		.0	170	.11	1,346	145	1,966	.0	.0	.0	3,638	.0	.0	1,330	2,308	.0	
23-1642962	12262	PENNSYLVANIA MANUFACTURERS ASSOC INS	PA		.0	157	.13	1,486	182	2,172	.0	.0	.0	4,010	.0	.0	177	3,833	.0	
22-3410482	10786	PRINCETON EXCESS AND SURPLUS LINES INS C	NJ		(1)	.0	.0	.0	.0	.0	.0	.0	.0	.0	.0	.0	.0	.0	.0	
13-1188550	15059	PUBLIC SERVICE MUTUAL INSURANCE COMPANY	IL		.0	.0	.0	.0	.0	4,866	.0	.0	.0	4,866	.0	.0	51	4,815	.0	
23-1641984	10219	QBE REINSURANCE CORP	PA		20,432	2,415	.26	22,082	.0	392	.656	9,279	.0	34,850	.0	5,138	2	29,710	3	
23-0580680	24457	RELIANCE INSURANCE CO	PA		.0	(49)	.0	.0	.0	.0	.0	.0	.0	(49)	.0	.0	.0	(49)	.0	
52-1952955	10357	RENAISSANCE REINS US INC	MD		189	.0	.0	.0	.0	.0	.0	.0	.0	.0	.0	.0	.0	.0	.0	
86-0274508	31089	REPWEST INSURANCE CO	AZ		.0	648	.0	.0	.0	.0	.0	.0	.0	648	.0	.0	.0	648	.0	
37-0915434	13056	RLI INSURANCE COMPANY	IL		.0	.8	.0	206	.19	302	.0	.0	.0	535	.0	.0	53	482	.0	
16-0366830	22314	RSUI INDEMNITY	NH		4	.0	.0	.0	.0	.0	.0	.0	.0	.0	.0	.0	.0	.0	.0	
75-1444207	30058	SCOR REINSURANCE COMPANY	NY		50,059	7,487	.77	84,807	.0	785	1,311	19,721	.0	114,188	.0	10,353	75	103,760	5	
39-0333950	24988	SENTRY INSURANCE A MUTUAL COMPANY	WI		.0	59	.10	1,311	148	2,000	.0	.0	.0	3,528	.0	.0	7,837	(4,309)	.0	
13-2997499	38776	SIRIUSPOINT AMERICA INSURANCE CO	NY		.0	.2	.0	580	55	848	.0	.0	.0	1,485	.0	.0	221	1,264	.0	
75-1670124	38318	STARR IND & LIAB COMPANY	TX		589	2,438	.0	3,230	63	772	.0	.0	.0	6,613	.0	(12)	485	6,140	.0	
81-4566522	16109	STARR SPECIALTY INS CO	TX		.1	.0	.1	.0	.0	.0	.0	.0	.0	.1	.0	.1	.0	.0	.0	
52-0981481	26387	STEADFAST INSURANCE COMPANY	IL		28	.0	.0	386	.0	.0	.0	.0	.0	386	.0	.1	.0	385	.0	
13-1675535	25364	SWISS REINSURANCE AMERICA CORPORATION	NY		60,951	1,892	.134	92,854	947	9,936	.0	16,322	.0	122,085	.0	940	2,310	118,835	.0	
13-6108722	12904	TOKIO MARINE & NICHIDO FIRE INS CO LTD U	NY		.0	727	.0	.0	.0	.0	.0	355	.0	355	.0	330	.80	(55)	.0	
13-4032666	10945	TOKIO MARINE AMERICA INS CO	NY		.0	.0	.5	.0	.0	.0	.0	.0	.0	.5	.0	.0	.0	.5	.0	
13-5616275	19453	TRANSATLANTIC REINSURANCE COMPANY	NY		5,486	253	.6	2,502	.0	.0	.0	2,286	.0	5,047	.0	193	177	4,677	.0	
06-0566050	25658	TRAVELERS INDEMNITY COMPANY	CT		.0	95	.8	3,106	520	4,538	.0	.0	.0	8,267	.0	.0	1,800	6,467	.0	
13-2953213	36048	UNIONE ITALIANA REINSURANCE CO OF AMERIC	NY		.0	.5	.0	262	.32	383	.0	.0	.0	682	.0	.0	.0	682	.0	
48-0921045	39845	WESTPORT INSURANCE CORPORATION	MO		3,770	817	.44	3,317	391	4,781	.0	1,321	.0	10,671	.0	1,086	.0	9,585	.0	
75-6017952	24554	XL INSURANCE AMERICA INC.	DE		2,934	595	.1	252	.0	.0	.0	592	.0	1,440	.0	577	.0	863	.0	
13-3787296	40193	XL INSURANCE CO OF NEW YORK	NY		.0	.0	.1	.0	.0	.0	.0	.0	.0	.1	.0	.0	.0	.1	.0	
13-1290712	20583	XL REINSURANCE AMERICA INC.	NY		39,643	3,971	.40	49,373	.0	687	1,147	19,346	.0	74,564	.0	10,228	18,279	46,057	5	
85-0277191	37885	XL SPECIALTY INSURANCE COMPANY (CANADA)	DE		1,360	.0	.0	.0	.0	.0	.0	572	.0	572	.0	(11)	.0	583	.0	
36-4233459	16535	ZURICH AMERICAN INSURANCE COMPANY	NY		1,918	.0	.59	400	.0	.0	.0	222	.0	681	.0	.2	3,042	(2,363)	.0	
36-2781080	27855	ZURICH AMERICAN INSURANCE COMPANY OF ILL	IL		4,762	580	.89	1,364	.0	.0	.0	2,463	.0	4,496	.0	315	.0	4,181	.0	
0999999		Total Authorized - Other U.S. Unaffiliated Insurers			549,131	61,552	1,251	752,733	4,156	56,918	11,229	225,936	0	1,113,775	6	98,544	103,051	912,180	45	
AA-9995081	00000	AGENCY MANAGERS LTD	NY		.0	25	.0	.60	.40	(1,116)	.0	.0	.0	(991)	.0	.0	2,717	(3,708)	.0	
AA-9995022	00000	EXCESS AND CASUALTY REINSURANCE ASSOC.	PA		.0	.0	.0	667	.51	3,077	.0	.0	.0	3,795	.0	.0	3,106	689	.0	
AA-9993217	00000	MAIDEN LANE SYNDICATE INC.	NY		.0	.3	.0	32	.9	.0	.0	.0	.0	.44	.0	.0	.0	.44	.0	
AA-9995032	00000	MUTUAL MARINE OFFICE, INCORPORATED	NY		.0	1,855	.0	4,898	3,960	203,140	.0	.0	.0	213,853	.0	.0	213,853	1,855	.0	
AA-9993225	00000	SOUTH PLAGE SYNDICATE	NY		.0	.3	.0	.9	.2	.14	.0	.0	.0	.28	.0	.0	.0	.28	.0	
1199999		Total Authorized - Pools - Voluntary Pools			0	1,886	0	5,666	4,062	205,115	0	0	0	216,729	0	0	5,823	210,906	1,855	
AA-1120810	00000	ACE EUROPEAN GRP LTD	GBR		.0	.0	.0	.0	.0	.0	.0	.0	.0	.0	.0	.37	221	(258)	.0	
AA-1580015	00000	A101 NISSAY DOWA INS CO LTD	JPN		.0	.4	.0	.27	.7	.40	.0	.0	.0	.78	.0	.0	.0	.78	.0	
AA-1344102	00000	ALLIANZ GLOBAL CORPORATE & SPECIALTY AG	DEU		386	.28	.0	.0	.0	.0	.0	.216	.0	244	.0	1,350	.0	(1,106)	.0	

ANNUAL STATEMENT FOR THE YEAR 2021 OF THE FACTORY MUTUAL INSURANCE COMPANY

SCHEDULE F - PART 3

Ceded Reinsurance as of December 31, Current Year (\$000 Omitted)

1 ID Number	2 NAIC Company Code	3 Name of Reinsurer	4 Domiciliary Jurisdiction	5 Special Code	6 Reinsurance Premiums Ceded	Reinsurance Recoverable On									16 Amount in Dispute included in Column 15	Reinsurance Payable		19 Net Amount Recoverable From Reinsurers Cols. 15 - [17 + 18]	20 Funds Held by Company Under Reinsurance Treaties			
						7 Paid Losses	8 Paid LAE	9 Known Case Loss Reserves	10 Known Case LAE Reserves	11 IBNR Loss Reserves	12 IBNR LAE Reserves	13 Unearned Premiums	14 Contingent Commis- sions	15 Columns 7 through 14 Totals		17 Ceded Balances Payable	18 Other Amounts Due to Reinsurers					
AA-1120053	.00000	ARCH INS UK LTD	GBR		6	0	0	0	0	0	0	0	0	0	0	0	0	0	0	0	0	0
AA-3190932	.00000	ARGO RE LTD	BMU		999	0	0	3,445	0	0	0	0	0	0	3,445	0	31	0	0	0	3,414	0
AA-3194168	.00000	ASPEN INSURANCE LIMITED	BMU		10,505	0	0	25,351	0	0	0	0	0	25,351	0	(516)	0	0	0	25,867	0	
AA-1120337	.00000	ASPEN INSURANCE UK LIMITED	GBR		72,367	15,008	211	95,012	0	1,373	2,295	35,345	0	149,244	0	23,548	0	0	0	125,696	9	
AA-1360015	.00000	ASSICURAZIONI GEN S P A	ITA		0	1	29	13	0	19	0	0	0	62	0	0	0	935	0	(873)	13	
AA-3190004	.00000	ASSOCIATED ELECTRIC AND GAS INSURANCE SE	BMU		0	1	1	0	0	0	0	0	0	2	0	0	0	0	0	2	0	
AA-1120660	.00000	AVIVA INSURANCE LIMITED	GBR		419	0	0	0	0	0	0	71	0	71	0	0	0	0	0	71	0	
AA-1784130	.00000	AXIS SPECIALTY EUROPE LTD.	IRL		50	1	0	0	0	0	0	25	0	26	0	0	0	0	0	26	0	
AA-3194139	.00000	AXIS SPECIALTY LTD	BMU		16,198	1,326	14	23,202	0	196	328	4,640	0	29,706	0	2,132	0	0	0	27,574	1	
AA-1460025	.00000	BALOISE INS CO LTD (BASLER VERS GES AG)	CHE		195	61	0	0	0	0	0	95	0	156	0	172	9	0	0	(25)	0	
AA-5280012	.00000	CENTRAL REINSURANCE CORPORATION	TWN		0	7	0	85	8	125	0	0	0	225	0	0	2	0	0	223	0	
AA-1320152	.00000	CHUBB EUROPEAN GROUP	FRA		213	0	0	1,505	0	213	0	76	0	1,581	0	0	0	0	0	1,581	0	
AA-1120191	.00000	CONVEX INSURANCE UK LTD	GBR		5,822	0	0	8,628	0	0	0	286	0	8,914	0	(237)	0	0	0	9,151	0	
AA-3194122	.00000	DAVINCI REINSURANCE LTD.	BMU		105	0	0	644	0	0	0	0	0	644	0	6	0	0	0	638	0	
AA-1120495	.00000	DOMINION INSURANCE COMPANY LIMITED	GBR		0	0	0	27	0	(1)	0	0	0	26	0	0	0	0	0	26	0	
AA-3194130	.00000	ENDURANCE SPECIALTY INS LTD	BMU		369	262	1	500	0	0	0	113	0	876	0	0	0	0	0	876	0	
AA-1124129	.00000	ENDURANCE WORLDWIDE INSURANCE LTD	GBR		2,194	3	0	0	0	0	0	1,203	0	1,206	0	51	0	0	0	1,155	0	
AA-3191289	.00000	FIDELIS INSURANCE BERMUDA LIMITED	BMU		0	0	0	3,216	0	0	0	0	0	1,403	0	201	0	0	0	1,202	0	
AA-1340043	.00000	GREAT LAKES INS SE	GBR		500	0	0	0	0	0	0	286	0	286	0	234	0	0	0	52	0	
AA-1340125	.00000	HANNOVER RUCK SE	DEU		1,851	75	19	2,249	204	2,208	0	592	0	5,347	0	6	0	0	0	5,341	0	
AA-1490002	.00000	HELVETIA SCHWEIZERISCHE	LIE		145	0	0	145	0	0	0	72	0	72	0	20	0	0	0	52	0	
AA-1460080	.00000	HELVETIA SWISS	CHE		3,974	749	45	2,173	0	0	0	969	0	3,936	0	3	0	0	0	3,933	0	
AA-2230425	.00000	I.R.B., IST. DE RESS DO BRAZIL	BRA		3,848	0	0	10,024	0	0	0	0	0	10,024	0	(188)	6,999	0	0	3,213	0	
AA-1340041	.00000	INTERNATIONAL INSURANCE COMPANY OF HANNO	GBR		0	0	0	0	0	0	0	0	0	0	0	(20)	0	0	0	20	0	
AA-3190871	.00000	LANCASHIRE INSURANCE COMPANY LIMITED	BMU		2,603	0	0	183	0	0	0	0	0	183	0	(317)	0	0	0	500	0	
AA-1569530	.00000	LAURENTIAN GENERAL INSURANCE COMPANY INC	CAN		0	2	0	28	7	41	0	0	0	78	0	0	0	0	0	78	0	
AA-1370048	.00000	LIBERTY MUTUAL INSURANCE	ESP		555	(399)	23	0	0	0	0	276	0	(100)	0	49	0	0	0	(149)	0	
AA-3190917	.00000	LIBERTY SPECIALTY MARKETS BERMUDA LTD	BMU		815	0	0	240	0	0	0	272	0	512	0	1	0	0	0	511	0	
AA-1126033	.00000	LLOYDS - SYNDICATE # 0033	GBR		4,971	148	5	9,628	0	0	0	167	0	9,948	0	(221)	0	0	0	10,169	0	
AA-1126250	.00000	LLOYDS - SYNDICATE # 0250	GBR		119	0	0	119	0	0	0	9	0	9	0	43	0	0	0	(34)	0	
AA-1126318	.00000	LLOYDS - SYNDICATE # 0318	GBR		231	176	102	1,026	0	0	0	95	0	1,399	0	(10)	0	0	0	1,409	0	
AA-1126382	.00000	LLOYDS - SYNDICATE # 0382	GBR		235	0	0	0	0	0	0	92	0	92	0	49	0	0	0	43	0	
AA-1126435	.00000	LLOYDS - SYNDICATE # 0435	GBR		0	0	0	1,632	0	0	0	0	0	1,632	0	0	0	0	0	1,632	0	
AA-1126457	.00000	LLOYDS - SYNDICATE # 0457	GBR		8	0	0	0	0	0	0	0	0	0	(5)	0	0	0	0	5	0	
AA-1126510	.00000	LLOYDS - SYNDICATE # 0510	GBR		510	4	22	5,495	0	0	0	259	0	5,780	0	94	0	0	0	5,686	0	
AA-1126566	.00000	LLOYDS - SYNDICATE # 0566	GBR		5,801	0	0	16,936	0	0	0	4	0	16,940	0	(264)	0	0	0	17,204	0	
AA-1126609	.00000	LLOYDS - SYNDICATE # 0609	GBR		3,026	0	0	26	0	0	0	1,471	0	1,497	0	66	0	0	0	1,431	0	
AA-1126623	.00000	LLOYDS - SYNDICATE # 0623	GBR		642	0	0	695	0	0	0	76	0	771	0	(28)	0	0	0	799	0	
AA-1126626	.00000	LLOYDS - SYNDICATE # 0626	GBR		0	0	0	258	0	0	0	0	0	258	0	0	0	0	0	258	0	
AA-1127036	.00000	LLOYDS - SYNDICATE # 1036	GBR		241	95	6	0	0	0	0	69	0	170	0	22	0	0	0	148	0	
AA-1127084	.00000	LLOYDS - SYNDICATE # 1084	GBR		431	0	0	29	0	0	0	187	0	216	0	(116)	0	0	0	332	0	
AA-1120105	.00000	LLOYDS - SYNDICATE # 1110	GBR		1	0	0	0	0	0	0	0	0	0	(11)	0	0	0	0	11	0	
AA-1127183	.00000	LLOYDS - SYNDICATE # 1183	GBR		621	553	41	235	0	0	0	173	0	1,002	0	18	0	0	0	984	0	
AA-1127200	.00000	LLOYDS - SYNDICATE # 1200	GBR		58	124	8	2	0	0	0	27	0	161	0	6	0	0	0	155	0	
AA-1127218	.00000	LLOYDS - SYNDICATE # 1218	GBR		5	0	0	0	0	0	0	3	0	3	0	4	0	0	0	(1)	0	
AA-1127221	.00000	LLOYDS - SYNDICATE # 1221	GBR		10	739	23	0	0	0	0	3	0	765	0	0	0	0	0	765	0	
AA-1127225	.00000	LLOYDS - SYNDICATE # 1225	GBR		872	174	24	3	0	0	0	516	0	717	0	29	0	0	0	688	0	
AA-1120085	.00000	LLOYDS - SYNDICATE # 1274	GBR		279	65	4	26	0	0	0	64	0	159	0	(14)	0	0	0	173	0	
AA-1127301	.00000	LLOYDS - SYNDICATE # 1301	GBR		301	218	6	0	0	0	0	110	0	334	0	(20)	0	0	0	354	0	
AA-1127414	.00000	LLOYDS - SYNDICATE # 1414	GBR		3,645	185	12	1,059	0	0	0	152	0	1,408	0	(293)	0	0	0	1,701	0	
AA-1120102	.00000	LLOYDS - SYNDICATE # 1458	GBR		243	0	0	52	0	0	0	46	0	98	0	0	0	0	0	98	0	

ANNUAL STATEMENT FOR THE YEAR 2021 OF THE FACTORY MUTUAL INSURANCE COMPANY

SCHEDULE F - PART 3

Ceded Reinsurance as of December 31, Current Year (\$000 Omitted)

1 ID Number	2 NAIC Company Code	3 Name of Reinsurer	4 Domiciliary Jurisdiction	5 Special Code	6 Reinsurance Premiums Ceded	Reinsurance Recoverable On										16 Amount in Dispute included in Column 15	Reinsurance Payable		19 Net Amount Recoverable From Reinsurers Cols. 15 - [17 + 18]	20 Funds Held by Company Under Reinsurance Treaties
						7 Paid Losses	8 Paid LAE	9 Known Case Loss Reserves	10 Known Case LAE Reserves	11 IBNR Loss Reserves	12 IBNR LAE Reserves	13 Unearned Premiums	14 Contingent Commis- sions	15 Columns 7 through 14 Totals	17 Ceded Balances Payable		18 Other Amounts Due to Reinsurers			
AA-1127688	.00000	LLOYDS - SYNDICATE # 1688	GBR		1,926	128	.6	.6	.0	.0	.0	.750	.0	890	.0	67	.0	823	.0	
AA-1120157	.00000	LLOYDS - SYNDICATE # 1729	GBR		154	.0	.0	.0	.0	.0	.0	.0	.0	.0	.0	(6)	.0	6	.0	
AA-1120171	.00000	LLOYDS - SYNDICATE # 1856	GBR		309	.0	.0	1,039	.0	.0	.0	.0	.0	1,039	.0	(2)	.0	1,041	.0	
AA-1127861	.00000	LLOYDS - SYNDICATE # 1861	GBR		27	.0	.0	.0	.0	.0	.0	.0	.0	.0	.0	9	.0	(9)	.0	
AA-1120096	.00000	LLOYDS - SYNDICATE # 1880	GBR		96	4	22	1,772	.0	.0	.0	51	.0	1,849	.0	31	.0	1,818	.0	
AA-1120054	.00000	LLOYDS - SYNDICATE # 1886	GBR		190	30	.1	.0	.0	.0	.0	57	.0	.88	.0	52	.0	.36	.0	
AA-1120131	.00000	LLOYDS - SYNDICATE # 1897	GBR		.0	24	.0	.0	.0	.0	.0	.0	.0	.24	.0	.0	.0	.24	.0	
AA-1120083	.00000	LLOYDS - SYNDICATE # 1910	GBR		1,105	.0	.0	183	.0	.0	.0	4	.0	187	.0	(165)	.0	352	.0	
AA-1120064	.00000	LLOYDS - SYNDICATE # 1919	GBR		1,957	116	.2	.30	.0	.0	.0	862	.0	1,010	.0	(17)	.0	1,027	.0	
AA-1120084	.00000	LLOYDS - SYNDICATE # 1955	GBR		.0	53	.3	.6	.0	.0	.0	.0	.0	.62	.0	.0	.0	.62	.0	
AA-1120103	.00000	LLOYDS - SYNDICATE # 1967	GBR		192	56	.0	.2	.0	.0	.0	110	.0	168	.0	41	.0	127	.0	
AA-1120106	.00000	LLOYDS - SYNDICATE # 1969	GBR		6	.0	.0	.0	.0	.0	.0	.0	.0	.0	.0	(7)	.0	.7	.0	
AA-1120161	.00000	LLOYDS - SYNDICATE # 1980	GBR		.1	.0	.0	.0	.0	.0	.0	.0	.0	.0	.0	.0	.0	.0	.0	
AA-1128001	.00000	LLOYDS - SYNDICATE # 2001	GBR		2,270	.0	.0	4,128	.0	.0	.0	12	.0	4,140	.0	(101)	.0	4,241	.0	
AA-1128003	.00000	LLOYDS - SYNDICATE # 2003	GBR		7,773	186	.5	22,569	.0	.0	.0	37	.0	22,797	.0	(451)	.0	23,248	.0	
AA-1120071	.00000	LLOYDS - SYNDICATE # 2007	GBR		69	2	.2	394	.0	.0	.0	.0	.0	398	.0	62	.0	336	.0	
AA-1128010	.00000	LLOYDS - SYNDICATE # 2010	GBR		906	.0	.0	1,823	.0	.0	.0	14	.0	1,837	.0	(57)	.0	1,894	.0	
AA-1120158	.00000	LLOYDS - SYNDICATE # 2014	GBR		.0	65	.4	.0	.0	.0	.0	.0	.0	.69	.0	.0	.0	.69	.0	
AA-1120114	.00000	LLOYDS - SYNDICATE # 2015	GBR		18	.0	.0	.0	.0	.0	.0	.0	.0	.0	.0	16	.0	(16)	.0	
AA-1128121	.00000	LLOYDS - SYNDICATE # 2121	GBR		48	33	.2	.0	.0	.0	.0	24	.0	.59	.0	4	.0	.55	.0	
AA-1120112	.00000	LLOYDS - SYNDICATE # 2232	GBR		.38	.0	.1	.0	.0	.0	.0	.16	.0	.39	.0	.0	.0	.39	.0	
AA-1120097	.00000	LLOYDS - SYNDICATE # 2468	GBR		(13)	17	.1	.1	.0	.0	.0	.0	.0	.19	.0	(13)	.0	.32	.0	
AA-1128488	.00000	LLOYDS - SYNDICATE # 2488	GBR		159	.0	.1	1,157	.0	.0	.0	23	.0	1,181	.0	5	.0	1,176	.0	
AA-1128623	.00000	LLOYDS - SYNDICATE # 2623	GBR		2,127	33	.3	3,164	.0	.0	.0	.0	.0	3,200	.0	(158)	.0	3,358	.0	
AA-1128791	.00000	LLOYDS - SYNDICATE # 2791	GBR		1,626	.0	.0	2,223	.0	.0	.0	233	.0	2,456	.0	(22)	.0	2,478	.0	
AA-1128987	.00000	LLOYDS - SYNDICATE # 2987	GBR		12,835	64	.1	24,095	.0	.0	.0	827	.0	24,987	.0	(612)	.0	25,599	.0	
AA-1120179	.00000	LLOYDS - SYNDICATE # 2988	GBR		(4)	.0	.0	473	.0	.0	.0	.3	.0	476	.0	4	.0	472	.0	
AA-1129000	.00000	LLOYDS - SYNDICATE # 3000	GBR		346	66	.5	1,517	.0	.0	.0	27	.0	1,615	.0	16	.0	1,599	.0	
AA-1120082	.00000	LLOYDS - SYNDICATE # 3010	GBR		23	.0	.0	.0	.0	.0	.0	10	.0	.10	.0	6	.0	.4	.0	
AA-1120055	.00000	LLOYDS - SYNDICATE # 3623	GBR		195	.0	.0	.49	.0	.0	.0	35	.0	.84	.0	.0	.0	.84	.0	
AA-1120116	.00000	LLOYDS - SYNDICATE # 3902	GBR		98	65	.4	.32	.0	.0	.0	19	.0	120	.0	4	.0	116	.0	
AA-1126005	.00000	LLOYDS - SYNDICATE # 4000	GBR		111	.0	.0	.0	.0	.0	.0	47	.0	.47	.0	27	.0	.20	.0	
AA-1120075	.00000	LLOYDS - SYNDICATE # 4020	GBR		5,009	.0	.0	2,078	.0	.0	.0	1,458	.0	3,536	.0	193	.0	3,343	.0	
AA-1120086	.00000	LLOYDS - SYNDICATE # 4141	GBR		438	.0	.0	.0	.0	.0	.0	104	.0	104	.0	39	.0	.65	.0	
AA-1120067	.00000	LLOYDS - SYNDICATE # 4242	GBR		618	.0	.0	158	.0	.0	.0	240	.0	398	.0	67	.0	331	.0	
AA-1126004	.00000	LLOYDS - SYNDICATE # 4444	GBR		266	24	.2	120	.0	.0	.0	188	.0	334	.0	51	.0	283	.0	
AA-1126006	.00000	LLOYDS - SYNDICATE # 4472	GBR		388	91	.7	.68	.0	.0	.0	114	.0	280	.0	31	.0	249	.0	
AA-1126003	.00000	LLOYDS - SYNDICATE # 5000	GBR		.25	.0	.5	.0	.0	.0	.0	12	.0	.17	.0	.0	.0	.17	.0	
AA-1120080	.00000	LLOYDS - SYNDICATE # 5151	GBR		1,001	133	.3	120	.0	.0	.0	144	.0	400	.0	29	.0	371	.0	
AA-1120065	.00000	LLOYDS - SYNDICATE # 5555	GBR		494	9	.0	125	.0	.0	.0	93	.0	227	.0	.0	.0	227	.0	
AA-1120181	.00000	LLOYDS - SYNDICATE # 5886	GBR		773	.0	.0	1,719	.0	.0	.0	.0	.0	1,719	.0	(48)	.0	1,767	.0	
AA-1840000	.00000	MAPFRE INDUSTRIAL S A	ESP		9,250	893	.10	12,941	.72	.852	.246	3,492	.0	18,506	.0	1,835	41,488	(24,817)	.1	
AA-3190829	.00000	MARKEL BERUMUDA LIMITED	BMU		.51	.0	.0	.0	.0	.0	.0	29	.0	.29	.0	.0	.0	.29	.0	
AA-1121410	.00000	NETSUI SUMITOMO INS CO (EUROPE) LTD	GBR		1,580	.0	.0	1,255	.0	.0	.0	752	.0	2,007	.0	1,471	.0	536	.0	
AA-1460100	.00000	NOUVELLE CIE DE REASSURANCES S. A.	CHE		.0	19	.2	511	.44	.747	.0	.0	.0	1,323	.0	.0	.0	1,323	.0	
AA-1240051	.00000	QBE EUROPE SA/NV	BEL		40	.14	.0	100	.0	.0	.0	.5	.0	119	.0	4	.0	115	.0	
AA-1120481	.00000	QBE INSURANCE (EUROPE) LIMITED	ESP		.0	19	.17	.0	.0	.0	.0	.0	.0	.36	.0	.0	.0	.36	.0	
AA-1780070	.00000	QBE INSURANCE & REINSURANCE (EUROPE) LTD	IRL		30	.0	.0	.0	.0	.0	.0	15	.0	.15	.0	.0	.0	.15	.0	
AA-3190339	.14033	RENAISSANCE REINSURANCE LTD.	BMU		.0	158	.0	966	.0	.0	.0	.0	.0	966	.0	9	.0	957	.0	
AA-1120019	.00000	SCOR UK CO LTD	GBR		1,179	.0	.3	.0	.0	.0	.0	236	.0	239	.0	95	.0	144	.0	
AA-1370020	.00000	SWISS RE INTERNATIONAL SE	GBR		3,130	141	.4	293	.0	.0	.0	1,341	.0	1,779	.0	(85)	.0	1,864	.0	

ANNUAL STATEMENT FOR THE YEAR 2021 OF THE FACTORY MUTUAL INSURANCE COMPANY

SCHEDULE F - PART 3

Ceded Reinsurance as of December 31, Current Year (\$000 Omitted)

1 ID Number	2 NAIC Company Code	3 Name of Reinsurer	4 Domiciliary Jurisdiction	5 Special Code	6 Reinsurance Premiums Ceded	Reinsurance Recoverable On								16 Amount in Dispute included in Column 15	Reinsurance Payable		19 Net Amount Recoverable From Reinsurers Cols. 15 - [17 + 18]	20 Funds Held by Company Under Reinsurance Treaties	
						7 Paid Losses	8 Paid LAE	9 Known Case Loss Reserves	10 Known Case LAE Reserves	11 IBNR Loss Reserves	12 IBNR LAE Reserves	13 Unearned Premiums	14 Contingent Commis- sions		15 Columns 7 through 14 Totals	17 Ceded Balances Payable			18 Other Amounts Due to Reinsurers
AA-1121445	00000	TOKIO MARINE EUROPE INS LTD	GBR		138	1	0	0	0	0	0	68	0	69	0	0	69	0	
AA-1120159	00000	TRANSATLANTIC RE	GBR		1	0	0	0	0	0	0	1	0	1	0	0	1	0	
AA-3190870	00000	VALIDUS REINSURANCE LTD	BMU		0	0	258	0	0	0	0	0	0	258	0	0	258	0	
AA-1460185	00000	WINTERTHUR SCHWEIZERISCHE VERSGES AG	CHE		2,031	(1)	0	0	0	0	0	1,094	0	1,093	0	0	1,093	0	
AA-1120049	00000	XL CATLIN INS CO UK LTD	GBR		149	0	0	0	0	0	0	94	0	94	0	0	94	0	
AA-1121575	00000	YASUDA FIRE & MARINE INS CO OF EUROPE	GBR		0	0	394	55	559	0	0	0	0	1,008	0	1	1,007	0	
AA-1780059	00000	ZURICH INSURANCE PLC SECURSAL	ESP		0	4	34	0	0	0	0	0	0	38	0	0	38	0	
1299999. Total Authorized - Other Non-U.S. Insurers					210,922	21,921	746	296,207	397	6,159	2,869	62,104	0	390,403	0	28,336	49,655	312,412	24
1499999. Total Authorized Excluding Protected Cells (Sum of 0899999, 0999999, 1099999, 1199999 and 1299999)					909,629	136,877	1,997	1,054,606	8,615	268,192	14,098	288,040	0	1,772,425	6	165,776	158,529	1,448,120	1,924
20-2740839	12686	WATCH HILL INSURANCE COMPANY	VT		1,227	140	14	6,996	0	0	0	545	0	7,695	0	0	7,695	0	
1699999. Total Unauthorized - Affiliates - U.S. Non-Pool - Captive					1,227	140	14	6,996	0	0	0	545	0	7,695	0	0	0	7,695	0
1899999. Total Unauthorized - Affiliates - U.S. Non-Pool					1,227	140	14	6,996	0	0	0	545	0	7,695	0	0	0	7,695	0
AA-3190418	00000	NEW PROVIDENCE MUTUAL LIMITED	BMU		3,337	2	1	1,772	0	0	0	717	0	2,492	0	0	2,492	0	
1999999. Total Unauthorized - Affiliates - Other (Non-U.S.) - Captive					3,337	2	1	1,772	0	0	0	717	0	2,492	0	0	0	2,492	0
AA-3190411	00000	RISK ENGINEERING INSURANCE COMPANY LTD	BMU		179,591	15,132	720	306,413	0	0	0	67,656	0	389,921	0	31,793	358,128	80,000	
2099999. Total Unauthorized - Affiliates - Other (Non-U.S.) - Other					179,591	15,132	720	306,413	0	0	0	67,656	0	389,921	0	31,793	358,128	80,000	
2199999. Total Unauthorized - Affiliates - Other (Non-U.S.)					182,928	15,134	721	308,185	0	0	0	68,373	0	392,413	0	31,793	360,620	80,000	
2299999. Total Unauthorized - Affiliates					184,155	15,274	735	315,181	0	0	0	68,918	0	400,108	0	31,793	368,315	80,000	
36-2763106	18910	AMERICAN PROTECTION INS CO	IL		0	0	0	0	0	0	0	0	0	0	14	0	(14)	0	
03-0308160	00000	AMERICAN TRIUMVIRATE INS CO	VT		226	0	0	0	0	0	0	35	0	35	0	0	35	0	
56-2427193	11857	BOLTON INSURANCE COMPANY	NY		0	314	2	0	0	0	0	0	0	316	0	0	316	0	
01-0562383	11566	BUENA VISTA INSURANCE COMPANY	VT		33,702	0	40	775	0	0	0	12,210	0	13,025	(64)	0	13,089	0	
20-5612765	12961	CANOPIUS US INSURANCE, INC	DE		0	0	0	0	0	0	0	0	0	0	155	0	(155)	0	
03-0368411	11390	CIRCLETREE INSURANCE COMPANY	VT		4,221	0	0	2,000	0	0	0	11	0	2,011	(187)	0	2,198	0	
87-1924654	00000	CLAREMONT IC	VT		71	0	0	0	0	0	0	33	0	33	64	0	(31)	0	
61-1140366	00000	DRISK INSURANCE INC.	UT		11,502	10	3	0	0	0	0	2,575	0	2,588	2,036	0	552	0	
26-0147121	00000	EFFEM REINSURANCE COMPANY	VT		1,031	1	35	5,598	0	0	0	3	0	5,637	0	0	5,637	0	
75-1844564	41718	ENDURANCE AMERICAN SPECIALTY INS CO	NY		12	0	0	0	0	0	0	0	0	0	0	0	0	0	
03-0461286	11628	EPIC INSURANCE COMPANY	VT		620	0	0	0	0	0	0	311	0	311	238	0	73	0	
27-0974075	00000	FIRST GENERAL INSURANCE CO INC	VT		2	0	0	0	0	0	0	0	0	0	11	0	(11)	0	
35-2192889	15618	HEINZ NOBLE, INC.	AZ		(4,040)	0	32	0	0	0	0	1,787	0	1,819	1,947	0	(128)	0	
02-0712840	11849	HIGHLAND PARK INSURANCE COMPANY	IL		588	1,240	27	950	0	0	0	291	0	2,508	0	0	2,508	0	
03-0340924	10609	HILLBROOK INSURANCE COMPANY, INC.	VT		0	(8)	8	0	0	0	0	0	0	0	0	0	0	0	
98-0093786	00000	INSURE-RITE LTD.	NJ		2,800	2,491	11	679	0	0	0	0	0	3,181	0	0	3,181	0	
03-0343780	10419	MIDDLESEX ASSURANCE CO. LTD.	VT		12,596	88	18	143	0	0	0	12,669	0	12,918	6,405	0	6,513	0	
03-0375422	11432	MOUNTAINVIEW INSURANCE COMPANY, INC	VT		18,921	19,231	0	16,079	0	0	0	9,373	0	44,683	1,358	0	43,325	513	
98-0357932	14293	NW RE LIMITED	AZ		0	(14)	0	0	0	0	0	0	0	(14)	0	0	(14)	0	
47-2606709	15673	RELSURE VERMONT, INC.	VT		1,100	333	4	374	0	0	0	0	0	711	0	0	711	0	
33-1039138	00000	RISK MANAGEMENT ASSOCIATES	CO		1,249	350	2	0	0	0	0	3	0	355	(328)	0	683	0	
20-4148226	12480	SENTINEL PROTECTION & INDEMNITY COMPANY	NY		28,402	0	0	9,873	0	0	0	33,582	0	43,455	33,878	9,994	(417)	0	
94-1872743	00000	TECHNOLOGY ASSURANCE LIMITED	HI		4	0	0	0	0	0	0	0	0	0	0	0	0	0	
51-0387023	10980	THOMSON REUTERS RISK MGMT INC	VT		1,231	0	0	45	0	0	0	475	0	520	632	0	(112)	0	
03-0348076	11293	UT INSURANCE (VERMONT) INC	VT		2,489	23	27	0	0	0	0	1,021	0	1,071	1,828	0	(757)	0	
76-0741131	11937	WHITE MOUNTAIN INS	VT		4,706	183	8	2,700	0	0	0	3,532	0	6,423	4,706	0	1,717	0	
00-0000000	10147	WORLDWIDE RISK INS INC	HI		3,000	0	0	1,493	0	0	0	1,493	0	1,493	0	0	3,375	0	
2399999. Total Unauthorized - Other U.S. Unaffiliated Insurers					124,433	24,242	217	39,216	0	0	0	79,404	0	143,079	0	50,811	9,994	82,274	513
AA-9995032	00000	MUTUAL MARINE OFFICE, INC.	NY		0	1,881	0	805	484	24,813	0	0	0	27,983	0	0	26,103	1,880	
2599999. Total Unauthorized - Pools - Voluntary Pools					0	1,881	0	805	484	24,813	0	0	0	27,983	0	0	26,103	1,880	
98-0413961	00000	ADIDAS INTERNATIONAL RE LIMITED (AIR)	IRL		5,165	708	0	2,600	0	0	0	14	0	3,322	0	0	3,322	0	

ANNUAL STATEMENT FOR THE YEAR 2021 OF THE FACTORY MUTUAL INSURANCE COMPANY

SCHEDULE F - PART 3

Ceded Reinsurance as of December 31, Current Year (\$000 Omitted)

1	2	3	4	5	6	Reinsurance Recoverable On									16	Reinsurance Payable		19	20
						7	8	9	10	11	12	13	14	15		17	18		
ID Number	NAIC Company Code	Name of Reinsurer	Domiciliary Jurisdiction	Special Code	Reinsurance Premiums Ceded	Paid Losses	Paid LAE	Known Case Loss Reserves	Known Case LAE Reserves	IBNR Loss Reserves	IBNR LAE Reserves	Unearned Premiums	Contingent Commissions	Columns 7 through 14 Totals	Amount in Dispute included in Column 15	Ceded Balances Payable	Other Amounts Due to Reinsurers		
AA-1460002	.00000	AGRASSUR RE S.A.	LUX		750	183	18	0	0	0	0	382	0	583	0	210	0	373	0
AA-5760051	.00000	ATG ASIA PACIFIC INS PTE LTD	SGP		240	4	1	107	0	0	0	122	0	234	0	444	0	(210)	0
AA-1120841	.00000	ATG EUROPE LIMITED	GBR		1,427	658	30	669	0	0	0	585	0	1,942	0	645	0	1,297	0
AA-1440018	.00000	ALFA LAVAL FORSAKRINGS AB	SWE		0	0	0	116	0	0	0	0	0	116	0	0	0	116	0
AA-1930610	.00000	ALLIANZ AUSTRALIA LTD	AUS		3	0	0	49	0	0	0	0	0	49	0	0	0	49	0
AA-5320051	.00000	ALLIANZ GLOBAL CORP & SPECIALTY SE	HKG		5	0	0	225	0	0	0	2	0	227	0	0	0	227	0
AA-1320065	.00000	ALLIANZ GLOBAL CORPORATE & SPECIALTY (FR	FRA		483	0	0	0	0	0	0	239	0	239	0	4	0	235	0
AA-1344102	.00000	ALLIANZ GLOBAL CORPORATE & SPECIALTY SE	ESP		5	0	1	0	0	0	0	2	0	3	0	0	0	3	0
AA-5760049	.00000	ALLIANZ GLOBAL CORPORATE & SPECIALTY SE	SGP		0	0	0	0	0	0	0	0	0	0	0	(29)	0	29	0
AA-1340030	.00000	ALLIANZ VERSICHERUNGS AG	DEU		0	0	0	0	0	0	0	0	0	0	0	(8)	0	8	0
AA-3194128	.00000	ALLIED WORLD ASSURANCE COMPANY LTD	BMU		342	1,096	27	1,741	0	0	0	77	0	2,941	0	1	0	2,940	0
AA-1460019	.00000	AMLIN AG	CHE		0	0	0	(4)	0	0	0	0	0	(4)	0	0	0	(4)	0
AA-1120147	.00000	ANCON INSURANCE COMPANY (UK) LIMITED	GBR		0	0	0	3	0	0	0	0	0	3	0	0	0	3	0
AA-1780091	.00000	ARCH REINS EUROPE UNDERWRITING LTD	IRL		616	0	0	0	0	0	0	241	0	241	0	147	0	94	0
AA-1560118	.00000	ARCH REINSURANCE COMPANY	CAN		181	0	0	0	0	0	0	39	0	39	0	23	0	16	0
AA-3194126	.00000	ARCH REINSURANCE LTD.	BMU		0	0	1	43	0	0	0	0	0	44	0	0	0	44	0
AA-3191352	.00000	ASCOT REINS CO LTD	BMU		97	0	0	0	0	0	0	0	0	0	0	(5)	0	5	0
AA-1440023	.00000	ASSA ABLOY FORSAKRINGS AB	SWE		0	14	0	160	0	0	0	67	0	241	0	0	0	241	0
AA-2830001	.00000	ASSA CO DE SEGUROS SA	CHE		704	0	24	0	0	0	0	175	0	199	0	0	803	(604)	0
AA-5320033	.00000	ASSICURAZIONI GENARLI SPA	HKG		0	2	0	0	0	0	0	0	0	2	0	0	0	2	0
AA-1930043	.00000	AUSTRALIAN REINS POOL CORP	AUS		11,886	0	0	0	0	0	0	6,258	0	6,258	0	4,984	0	1,274	0
AA-1320012	.00000	AXA CORPORATE SOLUTIONS ASSUR	GBR		9	458	33	94	0	0	0	0	0	585	0	796	2	(213)	0
AA-1122027	.00000	AXA REINSURANCE UK PLC	GBR	4	0	7	0	95	24	139	0	0	0	265	0	0	0	265	0
98-0351953	.00000	AXA XL BERMUDA	BMU		4,489	0	0	17,228	0	0	0	0	0	17,228	0	(248)	0	17,476	0
AA-1784115	.00000	AXIS RE LIMITED	IRL		0	34	0	0	0	0	0	0	0	34	0	0	0	34	0
AA-1340045	.00000	BAYERISCHE RUCKVERSICHERUNG AG	DEU		656	0	0	0	0	0	0	2	0	2	0	(76)	0	78	0
AA-0060000	.00000	BBA GROUP INSURANCES LIMITED	GBR		2,595	0	14	2,003	0	0	0	2,118	0	4,135	0	2,215	0	1,920	0
AA-8310017	.00000	BELAIR INSURANCE COMPANY LIMITED	GBR		3,760	0	0	0	0	0	0	10	0	10	0	0	0	10	0
AA-1124141	.00000	BERKLEY INSURANCE COMPANY	AUS		85	0	0	0	0	0	0	46	0	46	0	4	0	42	0
AA-1560126	.00000	BMC FINANCIAL INC	CAN		9,600	400	3	6,394	0	0	0	0	0	6,797	0	(75)	0	6,872	0
AA-3191197	.00000	BMC INSURANCE COMPANY LIMITED	BMU		16,037	0	0	0	0	0	0	20,853	0	20,853	0	24,371	0	(3,518)	0
00-0000000	.00000	CAP VERALLIA	LUX		186	0	0	2,000	0	0	0	0	0	2,000	0	0	0	2,000	0
AA-3191390	.00000	CASTLE HARBOUR INSURANCE LIMITED	BMU		1,186	0	6	0	0	0	0	3	0	9	0	0	0	9	0
AA-3160059	.00000	CASUARINA INTERNATIONAL INSURANCE LTD	BRB		1,829	0	7	110	0	0	0	4	0	121	0	0	0	121	0
AA-3190190	.00000	CATERPILLAR INSURANCE CO LTD	BMU		8,514	45	8	4,850	0	0	0	4,250	0	9,153	0	8,523	0	630	0
AA-1320113	.00000	CHARTIS	FRA		0	0	0	0	0	0	0	0	0	0	0	95	0	(95)	0
AA-9240125	.00000	CHINA PACIFIC PROPERTY INS CO LTD	CHN		634	0	2	0	0	0	0	234	0	236	0	(1)	8,221	(7,984)	0
AA-3190002	.00000	CHUBB BERMUDA INS LTD	BMU		4,111	3	0	0	0	0	0	1,606	0	1,609	0	212	0	1,397	0
AA-1240002	.00000	CHUBB INS CO OF EUROPE	BEL		(85)	0	0	0	0	0	0	14	0	14	0	26	0	(12)	0
AA-5320057	.00000	CHUBB INS HONG KONG	HKG		825	0	0	0	0	0	0	408	0	408	0	426	0	(18)	0
AA-1560196	.00000	CHUBB INSURANCE CO OF CANADA	CAN		(4)	0	0	0	0	0	0	0	0	0	0	(4)	0	4	0
AA-1320035	.00000	COLISEE RE	FRA	4	0	1	0	19	5	28	0	0	0	53	0	0	0	53	0
AA-3191400	.00000	CONVEX RE LIMITED	BMU		1,782	0	0	2,797	0	0	0	0	0	2,797	0	(104)	0	2,901	0
AA-1370033	.00000	DS DMITH RE S.A.	LUX		514	(39)	54	0	0	0	0	169	0	184	0	50	0	134	0
AA-1340085	.00000	E-S RUCKVERSICHERUNGS AKLIENGESELSCHAFT	DEU	4	0	1	0	867	131	1,267	0	0	0	2,266	0	0	0	2,266	0
AA-1560300	.00000	ECONOMICAL MUTUAL INS CO	CAN		484	0	0	0	0	0	0	214	0	214	0	(5)	0	219	0
AA-3190181	.00000	ELCO INSURANCE CO LTD	BMU		1,064	0	0	0	0	0	0	3,471	0	3,471	0	0	0	3,471	0
AA-3160135	.00000	ELDORADO GOLD INSURANCE CORP	BRB		1,662	206	0	0	0	0	0	829	0	1,035	0	0	0	1,035	0
AA-1370150	.00000	ELECTRO RE	LUX		0	0	0	24	0	0	0	0	0	24	0	0	0	24	0
AA-3191180	.00000	ELGO INSURANCE COMPANY LTD	BMU		4,596	0	0	0	0	0	0	2,985	0	2,985	0	634	0	2,351	0
AA-3190410	.00000	EPIC INSURANCE COMPANY LIMITED	BMU		569	0	4	906	0	0	0	455	0	1,365	0	793	0	572	0

ANNUAL STATEMENT FOR THE YEAR 2021 OF THE FACTORY MUTUAL INSURANCE COMPANY

SCHEDULE F - PART 3

Ceded Reinsurance as of December 31, Current Year (\$000 Omitted)

1 ID Number	2 NAIC Company Code	3 Name of Reinsurer	4 Domiciliary Jurisdiction	5 Special Code	6 Reinsurance Premiums Ceded	Reinsurance Recoverable On										16 Amount in Dispute included in Column 15	Reinsurance Payable		19 Net Amount Recoverable From Reinsurers Cols. 15 - [17 + 18]	20 Funds Held by Company Under Reinsurance Treaties
						7 Paid Losses	8 Paid LAE	9 Known Case Loss Reserves	10 Known Case LAE Reserves	11 IBNR Loss Reserves	12 IBNR LAE Reserves	13 Unearned Premiums	14 Contingent Commis- sions	15 Columns 7 through 14 Totals	17 Ceded Balances Payable		18 Other Amounts Due to Reinsurers			
AA-1220030	.00000	ERSTE ALLGEMEINE VERS. AG	AUT	4	.0	.1	.1	204	.21	299	.0	.0	.0	.0	526	.0	.0	.0	526	.0
AA-3191347	.00000	ESTRELLA INSURANCE COMPANY LTD	BMU		.729	.349	.15	591	.0	.0	.0	.0	.0	302	.0	.833	.0	.424	.0	
AA-3770372	.00000	ETHANOL RISK MANAGEMENT SPC, Ltd	CYM		(818)	.0	.0	.0	.0	.0	.0	.0	.0	.0	.0	.0	.0	.0	.0	
AA-1120363	.00000	FARADAY REINS CO LTD	GBR		.600	.0	.0	.0	.0	.0	.0	.0	.0	.414	.0	.515	.0	(101)	.0	
00-0000000	.00000	FAURECIA RE	LUX		1,828	.0	.0	.8	.0	.0	.0	.0	.0	909	.0	.314	.0	.603	.0	
AA-1120175	.00000	FIDELIS UNDERWRITING LIMITED	GBR		4,946	.0	.0	.0	.0	.0	.0	.0	.0	2,161	.0	.67	.0	2,094	.0	
AA-5760067	.00000	FMG INSURANCE SINGAPORE PTE LT	SGP		6,253	.0	.0	.0	.0	.0	.0	.0	.0	5,197	.0	6,240	.0	(1,043)	.0	
AA-1080011	.00000	GARLAN INSURANCE LIMITED	GBR		.0	.0	.2	.0	.0	.0	.0	.0	.0	.0	.0	.0	.0	.2	.0	
AA-1780117	.00000	GD INSURANCE COMPANY DAC	IRL		1,506	.0	.0	173	.0	.0	.0	.0	.0	.0	.0	.38	.0	.135	.0	
AA-1460060	.00000	GEN REINS CORP (EUROPE) AG	GBR		201	.0	.0	.0	.0	.0	.0	.0	.0	.71	.0	.0	.0	.71	.0	
AA-1220035	.00000	GEN RUCKVERSICHERUNG AG	AUT	4	.0	.1	.0	51	.6	75	.0	.0	.0	.0	.0	.133	.0	.133	.0	
AA-1930285	.00000	GENERAL REINS AUSTRALIA LTD	AUS		3,615	.0	.0	.0	.0	.0	.0	.0	.0	1,654	.0	.709	.0	.945	.0	
AA-1340145	.00000	GENERAL REINSURANCE AG	SGP		.741	.0	.0	.0	.0	.0	.0	.0	.0	.107	.0	.143	.0	(36)	.0	
AA-1360020	.00000	GENERALI ITALIA SPA	ITA		.214	.26	.0	.0	.0	.0	.0	.0	.0	.1	.0	.1	.0	.26	.0	
AA-1370049	.00000	GIF RE S.A.	LUX		.308	.0	.0	.0	.0	.0	.0	.0	.0	.214	.0	(.1)	.0	.215	.0	
AA-1464111	.00000	GLACIER REINSURANCE LTD	CHE	4	.0	.19	.2	511	.44	747	.0	.0	.0	.0	1,323	.0	.0	1,323	573	
AA-3191174	.00000	GLAXOSMITHKLINE INSURANCE LTD	BMU		.0	.0	.0	.0	.0	.0	.0	.0	.0	.0	.1	(.1)	.0	.2	.0	
AA-1080004	.00000	GLOBAL RISK UNDERWRITERS (BERMUDA) LTD	BMU		2,661	(.4)	(.6)	736	(.4)	.0	.0	.0	.0	1,997	.0	2,661	.0	.62	.0	
AA-3160230	.00000	GREENHEART INSURANCE CO. LTD.	BRB		3,386	.0	.26	1,679	.0	.0	.0	.0	.0	.9	.0	.0	.0	1,714	.0	
AA-3191437	.00000	GROUP ARK INSURANCE LIMITED	BMU		.322	.0	.0	.0	.0	.0	.0	.0	.0	.0	.0	(.55)	.0	.55	.0	
AA-0050693	.00000	GROVE INSURANCE COMPANY LTD	BMU		.0	.462	.0	.0	.0	.0	.0	.0	.0	.0	.462	.4	.257	.201	.0	
AA-3191190	.00000	HAMILTON RE, LTD	BMU		1,604	.0	.0	3,494	.0	.0	.0	.0	.0	.128	.0	(.52)	.0	3,674	.0	
AA-1560483	.00000	HANNOVER RUCKVERSICHERUNGS AKTIENGESELLS	CAN		.239	.0	.0	.0	.0	.0	.0	.0	.0	.64	.0	.0	.0	.64	.0	
AA-1340129	.00000	HANSEATICA RUCKVERSICHERUNGS AG	DEU	4	.0	.1	.0	536	.69	783	.0	.0	.0	.0	.0	.0	.0	1,389	.0	
AA-1340093	.00000	HDI GLOBAL SE	ESP		.86	.5	.4	.0	.0	.0	.0	.0	.0	.38	.0	.47	.0	.47	.0	
AA-1340106	.00000	HDI GLOBAL SE	DEU		7,093	.702	.54	2,960	.0	.0	.0	.0	.0	2,237	.0	.911	.0	5,042	.0	
AA-1580078	.00000	HDI-GERLING INDUSTRIE VERSICHERUNG AG	JPN		.0	.1	.0	.0	.0	.0	.0	.0	.0	.0	.0	.87	.0	(86)	.0	
AA-5670073	.00000	HIGHBROOK INS CO PTE LTD	SGP		.584	.0	.0	.0	.0	.0	.0	.0	.0	.142	.0	.0	.0	.142	.0	
AA-3190875	.00000	HISCOX (BERMUDA) LTD	BMU		4,210	.80	.0	8,478	.0	.0	.0	.0	.0	.0	.0	(.273)	.0	8,831	.0	
AA-1340190	.00000	HOCHRHEIN INTERNATIONALE RUCKV	GBR	4	.0	.67	.10	3,840	.487	5,611	.0	.0	.0	.0	10,015	.0	.0	10,015	.0	
AA-2230425	.00000	I.R.B. BRASIL RESSEGUROS SA	BRA		.424	.0	.0	.0	.0	.0	.0	.0	.0	.126	.0	.11	.0	.115	.0	
AA-1370023	.00000	IMERY'S RE LIMITED	LUX		.1	.395	.23	2,786	.0	.0	.0	.0	.0	.0	3,204	.1	.0	3,203	.0	
AA-5480000	.00000	INTERPHARMA RISK MGMT LTD (IRM	SGP		1,989	.127	.0	.50	.0	.0	.0	.0	.0	.5	.0	.98	.0	.84	.0	
AA-3190906	.00000	Keystone PF	BMU		7,664	.0	.0	.0	.0	.0	.0	.0	.0	.0	.0	(.407)	.0	.407	.0	
AA-8310006	.00000	KELVIN RE LIMITED	GBR		.77	.0	.0	.0	.0	.0	.0	.0	.0	.0	.0	.0	.0	.0	.0	
AA-1370034	.00000	KERING RE	LUX		1,779	.624	.5	12,188	.0	.0	.0	.0	.0	.881	.0	.5	.0	13,693	.0	
AA-5760046	.00000	LENOVO INSURANCE COMPANY PTE LTD	SGP		2,815	2,750	.15	132	.0	.0	.0	.0	.0	.693	.0	2,609	.0	.981	.0	
AA-1560051	.00000	LIBERTY INS CO OF CANADA	CAN		.436	.0	.0	.0	.0	.0	.0	.0	.0	.141	.0	(.1)	.0	.142	.0	
AA-1780043	.00000	LIBERTY INTERNATIONAL	IRL		.2	.0	.9	.0	.0	.0	.0	.0	.0	.1	.0	.0	.0	.10	.0	
AA-1120855	.00000	LIBERTY MUTUAL INS EUROPE SA	LUX		.6	.0	.0	.0	.0	.0	.0	.0	.0	.3	.0	.6	.0	(.3)	.0	
AA-3191239	.00000	LUMEN RE LTD.	BMU		3,307	.0	.0	.0	.0	.0	.0	.0	.0	.0	.0	(.444)	.0	.444	.0	
AA-1844116	.00000	MAPPRE GLOBAL RISKS, COMPANIA INTERNACIO	GBR		.0	.0	.0	.0	.0	.0	.0	.0	.0	.0	.0	(.1)	.0	.1	.0	
AA-3190669	.00000	MARIAS FALLS INSURANCE COMPANY LTD	BMU		4,274	.647	.29	2,339	.0	.0	.0	.0	.0	1,377	.0	2,138	.0	2,254	.0	
AA-3190279	.00000	MILLER INSURANCE COMPANY LTD	BMU		1,571	.46	.0	.94	.0	.0	.0	.0	.0	1,124	.0	1,316	.0	(52)	.0	
AA-1580085	.00000	MIYUJI SUMITOMO INS. CO. LTD.	JPN		.913	.0	.0	.0	.0	.0	.0	.0	.0	.399	.0	.14	.0	.385	.0	
AA-3160122	.00000	MONTICELLO INSURANCE LIMITED	BRB		3,604	.0	.0	.0	.0	.0	.0	.0	.0	1,586	.0	.0	.0	1,586	.0	
AA-1460019	.00000	MS AMLIN AG	BMU		22,058	3,220	.41	25,506	.441	738	.0	.0	.0	10,584	.0	5,830	.0	34,700	.3	
AA-1340165	.00000	MUNCHENER RUCKVERSICHERUNGS GESELLSCHAFT	DEU		115,147	7,503	.82	148,009	.0	1,668	2,787	.0	.0	47,205	.0	23,005	.0	184,249	.11	
AA-1560600	.00000	MUNICH REINSURANCE CO. OF CANADA	CAN		.242	.0	.0	.0	.0	.0	.0	.0	.0	.40	.0	.25	.0	.15	.0	
AA-1120011	.00000	MUNICH REINSURANCE COMPANY (UK) GENERAL	GBR		1,919	.0	.7	.0	.0	.0	.0	.0	.0	.615	.0	.622	.0	.622	.0	
AA-1370024	.00000	NEXANS RE	LUX		.0	.406	.19	.0	.0	.0	.0	.0	.0	.0	.425	.0	.0	.425	.0	

ANNUAL STATEMENT FOR THE YEAR 2021 OF THE FACTORY MUTUAL INSURANCE COMPANY

SCHEDULE F - PART 3

Ceded Reinsurance as of December 31, Current Year (\$000 Omitted)

1 ID Number	2 NAIC Company Code	3 Name of Reinsurer	4 Domiciliary Jurisdiction	5 Special Code	6 Reinsurance Premiums Ceded	Reinsurance Recoverable On										16 Amount in Dispute included in Column 15	Reinsurance Payable		19 Net Amount Recoverable From Reinsurers Cols. 15 - [17 + 18]	20 Funds Held by Company Under Reinsurance Treaties
						7 Paid Losses	8 Paid LAE	9 Known Case Loss Reserves	10 Known Case LAE Reserves	11 IBNR Loss Reserves	12 IBNR LAE Reserves	13 Unearned Premiums	14 Contingent Commissions	15 Columns 7 through 14 Totals	17 Ceded Balances Payable		18 Other Amounts Due to Reinsurers			
AA-000000	.00000	NEXUS INS ASIA PTE LTD (NIA)	SGP		824	.0	.0	.0	.0	.0	.0	.1	.0	.1	.0	(805)	.0	806	.0	
AA-5760072	.00000	NEXUS INS INTL PTE LTD (N11)	SGP		4,125	.0	.0	.0	.0	.0	.0	.12	.0	.12	.0	.419	.0	(407)	.0	
AA-3770374	.00000	NEXUS LIMITED	CYM		20	126	.0	.0	.0	.0	.0	.0	.0	126	.0	.214	.0	(88)	.0	
AA-3190131	.00000	OWENS INSURANCE LTD	BMU		.0	.4	.0	.0	.0	.0	.0	.0	.0	.4	.0	.0	.0	.4	.0	
AA-1780078	.00000	PARTNER REINSURANCE EUROPE SE	IRL		347	.0	.0	.0	.0	.0	.0	191	.0	191	.0	.11	.0	180	.0	
AA-1780096	.00000	PARTNERRE IRELAND DAC	IRL		222	.0	.0	.0	.0	.0	.0	.9	.0	.9	.0	.11	.0	(2)	.0	
AA-9240100	.00000	PEOPLE'S INSURANCE OF CHINA	CHN		317	.0	.1	.0	.0	.0	.0	117	.0	118	.0	(1)	.0	119	.0	
AA-1780097	.00000	PHILIP MORRIS INTL INS (IRELAND) LTD	IRL		10,261	.6	.0	179	.0	.0	.0	4,927	.0	5,112	.0	3,700	1,458	(46)	.0	
AA-9240019	.00000	PICC PROPERTY AND CASUALTY CO	CHN		60	.0	.0	.0	.0	.0	.0	.22	.0	.22	.0	.0	6,459	(6,437)	.0	
AA-9240110	.00000	PING AN INSURANCE CO OF CHINA	CHN		.0	.0	.0	508	.0	.0	.0	.0	.0	508	.0	.0	96,267	(95,759)	.0	
00-0000000	.00000	PIRELLI GROUP REINSURANCE COMPANY SA	CHE		1,740	.0	.8	.0	.0	.0	.0	.5	.0	.13	.0	.0	.0	.13	.0	
AA-1460028	.00000	PLASTIC OMINIUM RE AG	CHE		324	.3	81	.0	.0	.0	.0	161	.0	245	.0	307	.0	(62)	.0	
AA-1374107	.00000	POLYRE	LUX		.0	60	14	.1	.0	.0	.0	.0	.0	.75	.0	.0	.0	.75	.0	
AA-1370029	.00000	PRINTEMPS REASSURANCE SA	GBR		.0	13	.0	.0	.0	.0	.0	.0	.0	.13	.0	.0	.0	.13	.0	
AA-1464109	.00000	RELX RISKS SA	CHE		924	.1	.0	.0	.0	.0	.0	.3	.0	.4	.0	.0	.0	.4	.0	
AA-1340022	.00000	REVIVUM RUCKVERSICHERUNG AG	DEU		572	.0	.2	539	.0	.0	.0	.2	.0	543	.0	.0	.0	543	.0	
AA-3160102	.00000	RIVERVIEW INSURANCE CO LTD	BRB		2,220	(4)	.5	.0	.0	.0	.0	1,666	.0	1,667	.0	1,949	.0	(282)	.0	
98-1291066	.00000	ROOSEVELT INSURANCE COMPANY, LTD	CYM		2,738	292	.0	3,563	.0	.0	.0	.901	.0	4,756	.0	2,461	.0	2,295	.0	
AA-1370026	.00000	ROQUETTE RE S.A.	LUX		1,152	230	.1	521	.0	.0	.0	.3	.0	755	.0	.0	.0	755	.0	
11-3723330	.00000	ROYAL & SUN ALLIANCE GLOBAL	FRA		110	.0	.0	.0	.0	.0	.0	.54	.0	.54	.0	.30	.0	.24	.0	
AA-5420022	.00000	SAMSUNG FIRE & MARINE INS CO LTD	PRK		.0	.32	26,000	.0	.0	.0	.0	.0	.0	26,032	.0	.0	4,220	21,812	.0	
AA-1440021	.00000	SANDVIK FORSAKRINGS AB	SWE		2,102	.1	.0	.55	.0	.0	.0	925	.0	981	.0	886	.0	.95	.0	
AA-3191114	.00000	SATURN INSURANCE COMPANY LTD	BMU		.0	16	.0	.0	.0	.0	.0	.0	.0	.16	.0	.0	.0	.16	.0	
AA-1460125	.00000	SCHWEIZERISCHE MOBILIAER VERSICHERUNGSGES	CHE		97	.29	.0	.0	.0	.0	.0	48	.0	.77	.0	.86	.0	(9)	.0	
AA-1320031	.00000	SCOR GLOBAL P&C SE	FRA		698	.0	.0	.0	.0	.0	.0	372	.0	372	.0	.15	.0	357	.0	
AA-1320275	.00000	SCOR VIE	FRA		.0	(24)	.0	.0	.0	.0	.0	.0	.0	(24)	.0	.0	.0	(24)	.0	
AA-1370038	.00000	SERECO RE S.A.	LUX		1,402	1,517	.74	2,485	.0	.0	.0	546	.0	4,622	.0	687	.0	3,935	.0	
AA-3770410	.00000	SEVEN MILE BEACH INS CO LTD	CYM		.0	898	37	.4	.0	.0	.0	.0	.0	939	.0	.0	.0	939	.0	
AA-5760059	.00000	SIRE INSURANCE PTE LTD	SGP		.0	.0	.1	.0	.0	.0	.0	.0	.0	.1	.0	.0	.0	.1	.0	
AA-1444103	.00000	SKF REINSURANCE COMPANY LTD.	SWE		.0	(30)	.0	.0	.0	.0	.0	.0	.0	(30)	.0	.0	.0	(30)	.0	
AA-3194212	.00000	SOBRAL LIMITED	BMU		158	30	.2	.0	.0	.0	.0	59	.0	91	.0	158	.0	(67)	.0	
AA-1370058	.00000	SOCIETE LUXEMBOURGEOISE DE REASSURANCES	LUX		1,132	.0	.0	.15	.0	.0	.0	543	.0	558	.0	.0	.0	558	.0	
AA-1370031	.00000	SOLVAY HORTENSTIA S.A.	LUX		16,210	.0	.14	10,326	.0	.0	.0	7,184	.0	17,524	.0	195	.0	17,329	9,604	
AA-1374103	.00000	SOMALRE SOCIETE DE REASSURANCE SOMMER AL	LUX		1,246	658	.18	144	.0	.0	.0	315	.0	1,135	.0	516	.0	619	.0	
AA-5760056	.00000	SOMPO INS SINGAPORE PTE LTD	SGP		250	.2	.0	.0	.0	.0	.0	123	.0	125	.0	.0	.0	125	.0	
AA-1121576	.00000	SOMPO JAPAN INS CO of EUROPE LTD	GBR		.0	209	.0	.0	.0	.0	.0	104	.0	104	.0	.19	.0	.85	.0	
AA-5780018	.00000	SOMPO JAPAN NIPPONKOA	NLD		.0	.0	.0	.0	.0	.0	.0	.0	.0	.0	.0	.79	.0	(79)	.0	
AA-1420110	.00000	SPAREBANK 1 SKADEFORSIKRING AKTISESKAB	NOR	4	.0	.4	.0	.57	.15	.83	.0	.0	.0	159	.0	.0	.0	159	.71	
AA-3191177	.00000	SPEAR INSURANCE COMPANY LIMITED	BMU		.0	.1	.0	.0	.0	.0	.0	.0	.0	.1	.0	.0	.0	.1	.0	
AA-1780062	.00000	SQUADRON	IRL		1,158	.0	.0	230	.0	.0	.0	383	.0	613	.0	.0	.0	613	.0	
AA-1370036	.00000	ST LOUIS RE S.A.	LUX		229	.0	.0	.0	.0	.0	.0	.1	.0	.1	.0	.9	.0	(8)	.0	
AA-1810009	.00000	STARR EUROPE INS LTD	MLT		312	.0	.0	.0	.0	.0	.0	156	.0	156	.0	.2	.0	154	.0	
AA-1370043	.00000	SUEZ RE S.A.	LUX		1,791	82	.17	5,216	.0	.0	.0	.5	.0	5,320	.0	.41	.0	5,279	.0	
AA-3192080	.00000	SUFFOLK INSURANCE LTD	BMU		4,018	89	.2	.56	.0	.0	.0	1,943	.0	2,090	.0	.0	.0	2,090	.0	
AA-1121395	.00000	SUMITOMO MARINE & FIRE INS CO (EUROPE) L	GBR		172	.0	.0	.0	.0	.0	.0	.86	.0	.86	.0	155	.0	(69)	.0	
AA-1121397	.00000	SUN ALLIANCE AND LONDON INS PLC	GBR		.0	744	29	1,320	.0	.0	.0	.0	.0	2,093	.0	.0	.0	2,093	.0	
AA-1460021	.00000	SWISS RE CORPORATE SOLUTIONS L	CHE		.0	.0	.0	.0	.0	.0	.0	.0	.0	.0	.0	(31)	230	(199)	.0	
AA-1280003	.00000	SWISS RE DENMARK	DNK	4	.0	17	.0	1,316	176	1,923	.0	.0	.0	3,432	.0	.0	.5	3,427	.0	
AA-1370021	.00000	SWISS RE EUROPE S.A.	GBR		.0	722	.0	.0	.0	.0	.0	328	.0	328	.0	500	.0	(172)	.0	
AA-1360240	.00000	SWISS RE ITALIA S P A	ITA	4	.0	12	.0	472	68	690	.0	.0	.0	1,242	.0	.0	.0	1,242	.0	
AA-1460146	.00000	SWISS REINSURANCE CO.	CHE	4	.0	.0	.0	.0	.0	.0	.0	.0	.0	.0	.0	.0	.0	.0	.0	

ANNUAL STATEMENT FOR THE YEAR 2021 OF THE FACTORY MUTUAL INSURANCE COMPANY

SCHEDULE F - PART 3

Ceded Reinsurance as of December 31, Current Year (\$000 Omitted)

1 ID Number	2 NAIC Company Code	3 Name of Reinsurer	4 Domiciliary Jurisdiction	5 Special Code	6 Reinsurance Premiums Ceded	Reinsurance Recoverable On										16 Amount in Dispute included in Column 15	Reinsurance Payable		19 Net Amount Recoverable From Reinsurers Cols. 15 - [17 + 18]	20 Funds Held by Company Under Reinsurance Treaties
						7 Paid Losses	8 Paid LAE	9 Known Case Loss Reserves	10 Known Case LAE Reserves	11 IBNR Loss Reserves	12 IBNR LAE Reserves	13 Unearned Premiums	14 Contingent Commis- sions	15 Columns 7 through 14 Totals	17 Ceded Balances Payable		18 Other Amounts Due to Reinsurers			
AA-1121400	00000	SWISS REINSURANCE COMPANY (UK) LTD	GBR		690	0	0	0	0	0	0	501	0	501	0	878	0	(377)	0	
AA-3191220	00000	TELLURIDE INSURANCE LTD	BMU		1,370	4	13	4,598	0	0	0	454	0	5,069	0	30	0	5,039	0	
AA-3190305	00000	THE GROVE INSURANCE COMPANY LIMITED	BMU		222	0	0	0	0	0	0	188	0	188	0	22	0	166	0	
98-1404041	00000	THERMO FISHER SCIENTIFIC RE	BMU		2,370	0	0	0	0	0	0	1,175	0	1,175	0	96	0	1,079	0	
98-0227129	00000	THERMO RE, LTD.	BMU		0	2	0	0	0	0	0	0	0	2	0	0	0	2	0	
AA-1580100	00000	TOKIO MARINE & NICHIDO FIRE INS CO LTD	JPN		1,418	0	0	0	0	0	0	690	0	690	0	1,029	0	(339)	0	
AA-2730049	00000	TOKIO MARINE COMPANIA DE SEGUR	MEX		68	0	0	0	0	0	0	0	0	0	0	0	0	0	0	
AA-3160151	00000	TORINO RE LIMITED	BRB		38,890	254	23	11,125	0	0	0	9,796	0	21,198	0	0	0	21,198	0	
AA-3190187	00000	TRAFFORD PARK INS			0	0	12	0	0	0	0	0	0	12	0	0	0	12	0	
AA-1120077	00000	TRANSFERCOM LIMITED	GBR	4	0	2	0	1,139	139	1,664	0	0	0	2,944	0	0	0	2,944	0	
AA-1440043	00000	TRYGG HANSA INS CO LTD	SWE	4	0	0	0	420	64	613	0	0	0	1,097	0	0	0	1,097	0	
AA-3771000	00000	UNITED INSURANCE CO	VGB		0	0	9	0	0	0	0	0	0	9	0	0	0	9	0	
AA-3190186	00000	WHITE ROCK INS (SAC) LTD	BMU		0	0	1	0	0	0	0	0	0	1	0	0	0	1	0	
AA-3190231	00000	WINGFOOT INS CO LTD	BMU		8,673	0	11	14,923	0	0	0	2,092	0	17,026	0	(296)	0	17,322	0	
AA-3191315	00000	XL BERMUDA LTD	BMU		0	16	0	32	0	0	0	0	0	48	0	0	0	48	0	
AA-1121547	00000	XL INSURANCE COMPANY LTD	GBR		21	0	(2)	0	0	0	0	12	0	10	0	(16)	0	26	0	
AA-1460020	00000	XL INSURANCE COMPANY SE	CHE		271	39	0	0	0	0	0	1	0	40	0	(77)	0	117	0	
00-0000000	00000	XL INSURANCE COMPANY SE	ITA		0	0	0	0	0	0	0	0	0	0	0	1	0	(1)	0	
AA-1780072	00000	XL RE EUROPE PLC	IRL		(11)	0	0	0	0	0	0	0	0	0	0	(30)	0	30	0	
AA-1460190	00000	ZURICH INS CO LTD	CHE		30	0	4	0	0	0	0	15	0	19	0	418	0	(399)	0	
AA-1120018	00000	ZURICH INS PLC	GBR		91	37	2	0	0	0	0	59	0	98	0	410	0	(312)	0	
AA-1560999	00000	ZURICH INSURANCE COMPANY	CAN		153	0	0	0	0	0	0	0	0	0	0	0	0	0	0	
AA-1120001	00000	ZURICH SPECIALTIES LONDON LTD	GBR		1	0	0	0	0	0	0	0	0	0	0	0	0	0	0	
AA-1340017	00000	ZURICH VERSICHERUNG AG	DEU		0	0	0	0	0	0	0	0	0	0	14	0	(14)	0		
2699999	Total Unauthorized - Other Non-U.S. Insurers				408,186	26,363	982	342,705	1,249	16,031	3,525	162,455	0	553,310	0	104,472	117,936	330,902	10,262	
2899999	Total Unauthorized Excluding Protected Cells (Sum of 2299999, 2399999, 2499999, 2599999 and 2699999)				716,774	67,760	1,934	697,907	1,733	40,844	3,525	310,777	0	1,124,480	0	187,076	154,033	783,371	92,656	
3299999	Total Certified - Affiliates - U.S. Non-Pool				0	0	0	0	0	0	0	0	0	0	0	0	0	0	0	0
3599999	Total Certified - Affiliates - Other (Non-U.S.)				0	0	0	0	0	0	0	0	0	0	0	0	0	0	0	0
3699999	Total Certified - Affiliates				0	0	0	0	0	0	0	0	0	0	0	0	0	0	0	0
CR-3194126	00000	ARCH REINSURANCE LTD.	BMU		19,287	2,432	25	19,072	0	343	574	8,373	0	30,819	0	4,485	0	26,334	2	
CR-1320152	00000	CHUBB EUROPEAN GROUP	GBR		181	0	0	0	0	0	0	72	0	72	0	0	0	72	0	
CR-3194130	00000	ENDURANCE SPECIALTY INSURANCE CO	BMU		(71)	0	0	0	0	0	0	0	0	0	0	0	0	0	0	
CR-1340125	00000	HANNOVER RUCK SE	DEU		73,977	7,896	84	125,090	0	1,275	2,131	30,843	0	167,319	0	16,379	0	150,940	9	
CR-1460146	00000	SWISS REINSURANCE CO.	CHE		65,318	7,678	82	58,890	12	1,442	2,295	33,932	0	104,331	0	18,801	0	85,530	9	
CR-1120159	00000	TRANSRE LONDON LIMITED	GBR		39	2	11	0	0	0	0	19	0	32	0	25	0	7	0	
4099999	Total Certified - Other Non-U.S. Insurers				158,731	18,008	202	203,052	12	3,060	5,000	73,239	0	302,573	0	39,690	0	262,883	20	
4299999	Total Certified Excluding Protected Cells (Sum of 3699999, 3799999, 3899999, 3999999 and 4099999)				158,731	18,008	202	203,052	12	3,060	5,000	73,239	0	302,573	0	39,690	0	262,883	20	
4699999	Total Reciprocal Jurisdiction - Affiliates - U.S. Non-Pool				0	0	0	0	0	0	0	0	0	0	0	0	0	0	0	0
4999999	Total Reciprocal Jurisdiction - Affiliates - Other (Non-U.S.)				0	0	0	0	0	0	0	0	0	0	0	0	0	0	0	0
5099999	Total Reciprocal Jurisdiction - Affiliates				0	0	0	0	0	0	0	0	0	0	0	0	0	0	0	0
5699999	Total Reciprocal Jurisdiction Excluding Protected Cells (Sum of 5099999, 5199999, 5299999, 5399999 and 5499999)				0	0	0	0	0	0	0	0	0	0	0	0	0	0	0	0
5799999	Total Authorized, Unauthorized, Reciprocal Jurisdiction and Certified Excluding Protected Cells (Sum of 1499999, 2899999, 4299999 and 5699999)				1,785,134	222,645	4,133	1,955,565	10,360	312,096	22,623	672,056	0	3,199,478	6	392,542	312,562	2,494,374	94,600	
5899999	Total Protected Cells (Sum of 1399999, 2799999, 4199999 and 5599999)				0	0	0	0	0	0	0	0	0	0	0	0	0	0	0	0
9999999	Totals				1,785,134	222,645	4,133	1,955,565	10,360	312,096	22,623	672,056	0	3,199,478	6	392,542	312,562	2,494,374	94,600	

ANNUAL STATEMENT FOR THE YEAR 2021 OF THE FACTORY MUTUAL INSURANCE COMPANY

SCHEDULE F - PART 3 (Continued)

Ceded Reinsurance as of December 31, Current Year (\$000 Omitted)
(Credit Risk)

ID Number From Col. 1	Name of Reinsurer From Col. 3	Collateral				25 Total Funds Held, Payables & Collateral	26 Net Recoverable Net of Funds Held & Collateral	27 Applicable Sch. F Penalty (Col. 78)	Ceded Reinsurance Credit Risk								
		21 Multiple Beneficiary Trusts	22 Letters of Credit	23 Issuing or Confirming Bank Reference Number	24 Single Beneficiary Trusts & Other Allowable Collateral				28 Total Amount Recoverable from Reinsurers Less Penalty (Cols. 15-27)	29 Stressed Recoverable (Col. 28 * 120%)	30 Reinsurance Payable & Funds Held (Cols. 17+18+20; but not in excess of Col. 29)	31 Stressed Net Recoverable (Cols. 29-30)	32 Total Collateral (Cols. 21+22 + 24, not in Excess of Col. 31)	33 Stressed Net Recoverable Net of Collateral Offsets (Cols. 31-32)	34 Reinsurer Designation Equivalent	35 Credit Risk on Collateralized Recoverables (Col. 32 * Factor Applicable to Reinsurer Designation Equivalent in Col. 34)	36 Credit Risk on Un-collateralized Recoverables (Col. 33 * Factor Applicable to Reinsurer Designation Equivalent in Col. 34)
05-0284861	APPALACHIAN INSURANCE COMPANY	0	0		0	20,242	0	0	XXX	XXX	XXX	XXX	XXX	XXX	XXX	XXX	XXX
05-0254496	AFFILIATED FM INSURANCE COMPANY	0	0		0	0	25,701	0	XXX	XXX	XXX	XXX	XXX	XXX	XXX	XXX	XXX
0199999	Total Authorized - Affiliates - U.S. Intercompany Pooling	0	0	XXX	0	20,242	25,701	0	XXX	XXX	XXX	XXX	XXX	XXX	XXX	XXX	XXX
05-0254496	AFFILIATED FM INSURANCE COMPANY	0	0		0	5,575	0	0	XXX	XXX	XXX	XXX	XXX	XXX	XXX	XXX	XXX
0399999	Total Authorized - Affiliates - U.S. Non-Pool - Other	0	0	XXX	0	5,575	0	0	XXX	XXX	XXX	XXX	XXX	XXX	XXX	XXX	XXX
0499999	Total Authorized - Affiliates - U.S. Non-Pool	0	0	XXX	0	5,575	0	0	XXX	XXX	XXX	XXX	XXX	XXX	XXX	XXX	XXX
0799999	Total Authorized - Affiliates - Other (Non-U.S.)	0	0	XXX	0	0	0	0	0	0	0	0	0	0	XXX	0	0
0899999	Total Authorized - Affiliates	0	0	XXX	0	25,817	25,701	0	0	0	0	0	0	0	XXX	0	0
95-2371728	ACE AMERICAN INSURANCE COMPANY	0	0		0	3,875	8,404	1,681	10,598	12,718	3,875	8,843	0	8,843	1	0	318
06-0237820	ACE PROPERTY & CASUALTY INS CO	0	0		0	4,076	0	0	4,076	4,891	4,891	0	0	0	1	0	0
95-3187355	ALLIANZ GLOBAL RISKS US INSURANCE COMPAN	0	0		0	1,286	10	2	1,294	1,553	1,286	267	0	267	2	0	11
06-1182357	ALLIED WORLD INS CO	0	0		0	0	120	24	96	115	0	115	0	115	3	0	6
36-2661954	AMERICAN AGRICULTURAL INSURANCE COMPANY	0	0		0	(31)	1,815	0	1,784	2,141	(31)	2,172	0	2,172	3	0	104
59-0593886	AMERICAN BANKERS INS CO OF FLA	0	0		0	0	3,948	0	3,948	4,738	0	4,738	0	4,738	3	0	227
25-1118523	AMERICAN GENERAL LIFE INS CO OF DELAWARE	0	0		0	0	159	0	159	191	0	191	0	191	6	0	27
13-5124990	AMERICAN HOME ASSURANCE COMPANY	0	0		0	109	0	0	109	131	0	131	0	131	3	0	0
38-0829210	AMERISURE MUTUAL INSURANCE COMPANY	0	0		0	491	0	0	491	589	0	589	0	589	0	0	0
13-3023897	ANEX SYNDICATE INC.	0	0		0	0	159	0	159	191	0	191	0	191	6	0	27
43-0990710	ARCH INSURANCE COMPANY	0	0		0	0	39	8	31	37	0	37	0	37	2	0	2
06-1430254	ARCH REINSURANCE COMPANY	0	0		0	789	16,949	0	17,738	21,286	789	20,497	0	20,497	2	0	840
13-5358230	ARROWOOD INDEMNITY CO	0	0		0	0	942	0	942	1,130	0	1,130	0	1,130	6	0	158
75-2344200	ASPEN AMERICA INS CO	0	0		0	11	17	0	28	34	11	23	0	23	3	0	1
13-2963258	AVIVA INS CO OF CN	0	0		0	22	30	0	52	62	22	40	0	40	3	0	2
51-0434766	AXIS REINSURANCE COMPANY	0	0		0	(10)	99	0	89	107	(10)	117	0	117	3	0	6
47-0574325	BERKLEY INSURANCE COMPANY	0	0		0	11,061	5,190	0	16,251	19,501	11,061	8,440	0	8,440	2	0	346
63-0202590	BERKSHIRE HATHAWAY SPECIALTY INSURANCE	0	0		0	0	240	0	240	288	0	288	0	288	1	0	10
31-0542366	CINCINNATI INSURANCE CO.	0	0		0	(44)	3,052	0	3,008	3,610	(44)	3,654	0	3,654	2	0	150
13-5010440	CONTINENTAL INSURANCE COMPANY	0	0		0	500	0	0	500	600	0	600	0	600	3	0	0
37-0807507	COUNTRY MUTUAL INSURANCE COMPANY	0	0		0	35	0	0	35	42	0	42	0	42	0	0	0
38-2145898	DORINCO REINSURANCE COMPANY	0	0		0	0	183	0	183	220	0	220	0	220	3	0	11
39-0264050	EMPLOYERS INSURANCE OF WAUSAU	0	0		0	309	0	0	309	371	0	371	0	371	0	0	0
42-0234980	EMPLOYERS MUTUAL CASUALTY COMPANY	0	0		0	201	2,904	0	3,105	3,726	201	3,525	0	3,525	3	0	169
35-2293075	ENDURANCE ASSURANCE CORP	0	0		0	569	1,393	4	1,958	2,350	569	1,781	0	1,781	2	0	73
22-2005057	EVEREST REINSURANCE COMPANY	0	0		0	19,402	142,078	0	161,480	193,776	19,402	174,374	0	174,374	2	0	7,149
15-0302550	EXCELSIOR INSURANCE CO	0	0		0	0	859	0	859	1,031	0	1,031	0	1,031	3	0	49
13-2673100	GENERAL REINSURANCE CORPORATION	0	0		0	42,759	351,635	9	394,385	473,262	42,759	430,503	0	430,503	1	0	15,498
13-3029255	GENERAL SECURITY NATIONAL INSURANCE COMP	0	0		0	0	2,774	0	2,774	3,329	0	3,329	0	3,329	2	0	136
13-1958482	GENERAL STAR NATIONAL INS. CO.	0	0		0	360	11,224	1	11,583	13,899	360	13,539	0	13,539	1	0	487
13-5617450	GENERALI US BRANCH	0	0		0	1	511	0	512	614	0	613	0	613	3	0	29
31-0501234	GREAT AMERICAN INSURANCE COMPANY	0	0		0	0	31	0	31	37	0	37	0	37	2	0	2
06-0383750	HARTFORD FIRE INSURANCE COMPANY	0	0		0	43	0	0	43	52	0	52	0	52	0	0	0
30-0409219	HDI GLOBAL INSURANCE COMPANY	0	0		0	0	15	0	15	18	0	18	0	18	3	0	1

ANNUAL STATEMENT FOR THE YEAR 2021 OF THE FACTORY MUTUAL INSURANCE COMPANY

SCHEDULE F - PART 3 (Continued)

Ceded Reinsurance as of December 31, Current Year (\$000 Omitted)
(Credit Risk)

ID Number From Col. 1	Name of Reinsurer From Col. 3	Collateral				25 Total Funds Held, Payables & Collateral	26 Net Recoverable Net of Funds Held & Collateral	27 Applicable Sch. F Penalty (Col. 78)	Ceded Reinsurance Credit Risk								
		21 Multiple Beneficiary Trusts	22 Letters of Credit	23 Issuing or Confirming Bank Reference Number	24 Single Beneficiary Trusts & Other Allowable Collateral				28 Total Amount Recoverable from Reinsurers Less Penalty (Cols. 15-27)	29 Stressed Recoverable (Col. 28 * 120%)	30 Reinsurance Payable & Funds Held (Cols. 17+18+20; but not in excess of Col. 29)	31 Stressed Net Recoverable (Cols. 29-30)	32 Total Collateral (Cols. 21+22 + 24, not in Excess of Col. 31)	33 Stressed Net Recoverable Net of Collateral Offsets (Cols. 31-32)	34 Reinsurer Designation Equivalent	35 Credit Risk on Collateralized Recoverables (Col. 32 * Factor Applicable to Reinsurer Designation Equivalent in Col. 34)	36 Credit Risk on Un-collateralized Recoverables (Col. 33 * Factor Applicable to Reinsurer Designation Equivalent in Col. 34)
74-2195939	HOUSTON CASUALTY CO.	.0	0		0	.50	454	.91	413	.496	.50	.446	0	.446	1.	.0	.16
23-0723970	INSURANCE COMPANY OF NORTH AMERICA	.0	0		0	.668	1,540	.308	1,900	2,280	.668	1,612	0	1,612	1.	.0	.58
13-3046844	INTERNATIONAL AMERICAN SYNDICATE	.0	0		0	.0	143	.0	143	.172	0	.172	0	.172	6.	.0	.24
34-1699321	IRONWOOD INSURANCE COMPANY	.0	0		0	.0	20	.0	20	.24	0	.24	0	.24	6.	.0	.3
30-0875959	LAMORAK INS CO	.0	0		0	(.1)	0	.0	0	.0	0	.0	0	.0	6.	.0	.0
25-1149494	LEXINGTON INS CO	.0	0		0	(.78)	0	.0	0	.0	0	.0	0	.0	0.	.0	.0
04-1543470	LIBERTY MUTUAL INSURANCE COMPANY	.0	0		0	.297	1,312	.262	1,347	1,616	.297	1,319	0	1,319	3.	.0	.63
36-3347420	MAPFRE INSURANCE CO	.0	0		0	.0	.48	.10	.38	.46	0	.46	0	.46	3.	.0	.2
22-3818012	NETSUI SUMITOMO INS CO	.0	0		0	.2	.34	.0	.36	.43	2	.41	0	.41	2.	.0	.2
13-3467153	NETSUI SUMITOMO INSURANCE USA INC.	.0	0		0	.0	.414	.0	.414	.497	0	.497	0	.497	2.	.0	.20
13-4924125	MUNICH REINSURANCE AMERICA INC.	.0	0		0	2,179	0	.4	2,175	2,610	2,610	.0	0	.0	2.	.0	.0
38-0865250	NATIONAL CASUALTY COMPANY	.0	0		0	.299	3,870	.0	4,169	5,003	.299	4,704	0	4,704	2.	.0	.193
47-0355979	NATIONAL INDEMNITY COMPANY	.0	0		0	.78	7,652	1,530	6,200	7,440	.78	7,362	0	7,362	1.	.0	.265
36-2403971	NATIONAL LIABILITY & FIRE	.0	0		0	(.9)	352	.0	343	.412	(.9)	.421	0	.421	1.	.0	.15
25-0687550	NATIONAL UNION FIRE INS CO OF PITTSBURGH	.0	0		0	1,107	8,225	.10	9,322	11,187	1,107	10,080	0	10,080	3.	.0	.484
31-4177110	NATIONWIDE MUTUAL FIRE INSURANCE COMPANY	.0	0		0	(.178)	.169	.0	.0	.0	(.178)	.178	0	.178	2.	.0	.7
31-4177100	NATIONWIDE MUTUAL INSURANCE COMPANY	.0	0		0	10,606	27,040	.12	37,634	45,161	10,606	34,555	0	34,555	2.	.0	1,417
47-0698507	ODYSSEY REINSURANCE CO	.0	0		0	(.102)	3,377	.0	3,275	3,930	(.102)	4,032	0	4,032	3.	.0	.194
13-3031176	PARTNER REINS CO OF THE US	.0	0		0	.37	0	.0	.37	.44	.0	.44	0	.44	0.	.0	.0
13-3531373	PARTNERRE INSURANCE CO. OF NY	.0	0		0	.0	.11	.0	.11	.13	.0	.13	0	.13	4.	.0	.1
13-2919779	PEERLESS INDEMNITY INSURANCE COMPANY	.0	0		0	1,330	2,308	.0	3,638	4,366	1,330	3,036	0	3,036	3.	.0	.146
23-1642962	PENNSYLVANIA MANUFACTURERS ASSOC INS	.0	0		0	.177	3,833	.0	4,010	4,812	.177	4,635	0	4,635	2.	.0	.190
22-3410482	PRINCETON EXCESS AND SURPLUS LINES INS C	.0	0		0	.0	0	.0	.0	.0	.0	.0	0	.0	2.	.0	.0
13-1188550	PUBLIC SERVICE MUTUAL INSURANCE COMPANY	.0	0		0	.51	4,815	.0	4,866	5,839	.51	5,788	0	5,788	6.	.0	.810
23-1641984	QBE REINSURANCE CORP	.0	.63	.0001	0	5,206	29,644	.0	34,850	41,820	5,143	36,677	.63	36,614	3.	.3	1,757
23-0580680	RELIANCE INSURANCE CO	.0	0		0	(.49)	0	.0	0	.0	0	.0	0	.0	6.	.0	.0
52-1952955	RENAISSANCE REINS US INC	.0	0		0	.0	0	.0	0	.0	0	.0	0	.0	2.	.0	.0
86-0274508	REPWEST INSURANCE CO	.0	0		0	.0	.648	.130	.518	.622	0	.622	0	.622	3.	.0	.30
37-0915434	RLI INSURANCE COMPANY	.0	0		0	.53	482	.0	535	642	.53	589	0	589	2.	.0	.24
16-0366830	RSUI INDEMNITY	.0	0		0	.0	0	.0	0	.0	0	.0	0	.0	2.	.0	.0
75-1444207	SCOR REINSURANCE COMPANY	.0	0		0	10,433	103,755	.97	114,091	136,909	10,433	126,476	0	126,476	2.	.0	5,186
39-0333950	SENTRY INSURANCE A MUTUAL COMPANY	.0	0		0	3,528	0	.0	3,528	4,234	4,234	.0	0	.0	2.	.0	.0
13-2997499	SIRIUSPOINT AMERICA INSURANCE CO	.0	0		0	.221	1,264	.0	1,485	1,782	.221	1,561	0	1,561	3.	.0	.75
75-1670124	STARR IND & LIAB COMPANY	.0	0		0	.473	6,140	.1	6,612	7,935	.473	7,462	0	7,462	3.	.0	.358
81-4566522	STARR SPECIALTY INS CO	.0	0		0	.1	0	.0	.1	.1	.0	.0	0	.0	3.	.0	.0
52-0981481	STEADFAST INSURANCE COMPANY	.0	0		0	.1	.385	.0	.386	.463	.1	.462	0	.462	2.	.0	.19
13-1675535	SWISS REINSURANCE AMERICA CORPORATION	.0	0		151	3,401	118,684	23,737	98,348	118,018	3,250	114,768	151	114,617	2.	.6	4,699
13-6108722	TOKIO MARINE & NICHIDO FIRE INS CO LTD U	.0	0		0	.355	0	.0	.355	.426	.0	.410	.16	.410	6.	.0	.2
13-4032666	TOKIO MARINE AMERICA INS CO	.0	0		0	.0	.5	.1	.4	.5	.0	.5	0	.5	1.	.0	.0
13-5616275	TRANSATLANTIC REINSURANCE COMPANY	.0	0		0	.370	4,677	.1	5,046	6,055	.370	5,685	0	5,685	2.	.0	.233
06-0566050	TRAVELERS INDEMNITY COMPANY	.0	0		0	1,800	6,467	.0	8,267	9,920	1,800	8,120	0	8,120	1.	.0	.292
13-2953213	UNIONE ITALIANA REINSURANCE CO OF AMERIC	.0	0		0	.0	.682	.0	.682	.818	.0	.818	0	.818	6.	.0	.115
48-0921045	WESTPORT INSURANCE CORPORATION	.0	0		0	1,086	9,585	1,917	8,754	10,505	1,086	9,419	0	9,419	2.	.0	.386
75-6017952	XL INSURANCE AMERICA INC.	.0	0		0	.577	.863	.173	1,267	1,521	.577	.944	0	.944	2.	.0	.39

ANNUAL STATEMENT FOR THE YEAR 2021 OF THE FACTORY MUTUAL INSURANCE COMPANY

SCHEDULE F - PART 3 (Continued)

Ceded Reinsurance as of December 31, Current Year (\$000 Omitted)
(Credit Risk)

ID Number From Col. 1	Name of Reinsurer From Col. 3	Collateral				25 Total Funds Held, Payables & Collateral	26 Net Recoverable Net of Funds Held & Collateral	27 Applicable Sch. F Penalty (Col. 78)	Ceded Reinsurance Credit Risk								
		21 Multiple Beneficiary Trusts	22 Letters of Credit	23 Issuing or Confirming Bank Reference Number	24 Single Beneficiary Trusts & Other Allowable Collateral				28 Total Amount Recoverable from Reinsurers Less Penalty (Cols. 15-27)	29 Stressed Recoverable (Col. 28 * 120%)	30 Reinsurance Payable & Funds Held (Cols. 17+18+20; but not in excess of Col. 29)	31 Stressed Net Recoverable (Cols. 29-30)	32 Total Collateral (Cols. 21+22 + 24, not in Excess of Col. 31)	33 Stressed Net Recoverable Net of Collateral Offsets (Cols. 31-32)	34 Reinsurer Designation Equivalent	35 Credit Risk on Collateralized Recoverables (Col. 32 * Factor Applicable to Reinsurer Designation Equivalent in Col. 34)	36 Credit Risk on Un-collateralized Recoverables (Col. 33 * Factor Applicable to Reinsurer Designation Equivalent in Col. 34)
13-3787296	XL INSURANCE CO OF NEW YORK	.0	0		0	.0	1	.0	1	.1	0	.1	0	.1	2	.0	
13-1290712	XL REINSURANCE AMERICA INC.	.0	0		0	28,512	46,052	.0	74,564	89,477	28,512	60,965	0	60,965	2	2,500	
85-0277191	XL SPECIALTY INSURANCE COMPANY (CANADA)	.0	0		0	(11)	583	.0	572	686	(11)	697	0	697	2	.29	
36-4233459	ZURICH AMERICAN INSURANCE COMPANY	.0	0		0	.681	0	.12	669	803	803	0	0	0	2	.0	
36-2781080	ZURICH AMERICAN INSURANCE COMPANY OF ILL	.0	0		0	.315	4,181	.20	4,476	5,372	.315	5,057	0	5,057	2	.207	
0999999	Total Authorized - Other U.S. Unaffiliated Insurers	0	63	XXX	151	159,280	954,495	30,044	1,083,868	1,300,642	161,627	1,139,015	214	1,138,801	XXX	9	45,702
AA-9995081	AGENCY MANAGERS LTD	.0	0		0	(991)	0	.0	0	0	0	0	0	0	6.	.0	
AA-9995022	EXCESS AND CASUALTY REINSURANCE ASSOC.	.0	0		0	3,106	689	.0	3,795	4,554	3,106	1,448	0	1,448	6.	.203	
AA-9993217	MAIDEN LANE SYNDICATE INC.	.0	0		0	0	44	.0	44	53	0	53	0	53	6.	.7	
AA-9995032	MUTUAL MARINE OFFICE, INCORPORATED	.0	0		0	1,855	211,998	.0	213,853	256,624	1,855	254,769	0	254,769	6.	35,668	
AA-9993225	SOUTH PLACE SYNDICATE	.0	0		0	0	28	.0	28	34	0	34	0	34	6.	.5	
1199999	Total Authorized - Pools - Voluntary Pools	0	0	XXX	0	3,970	212,759	0	217,720	261,264	4,961	256,303	0	256,303	XXX	0	35,882
AA-1120810	ACE EUROPEAN GRP LTD	.0	0		0	0	0	.0	0	0	0	0	0	0	1.	.0	
AA-1580015	A101 NISSAY DOWA INS CO LTD	.0	0		0	0	78	.0	78	94	0	94	0	94	2.	.4	
AA-1344102	ALLIANZ GLOBAL CORPORATE & SPECIALTY AG	.0	0		0	244	0	.11	233	280	280	0	0	0	2.	.0	
AA-1120053	ARCH INS UK LTD	.0	0		0	0	0	.0	0	0	0	0	0	0	2.	.0	
AA-3190932	ARGO RE LTD	.0	5,300	0002	0	3,445	0	.0	3,445	4,134	.31	4,103	4,103	0	4.	.205	
AA-3194168	ASPEN INSURANCE LIMITED	.0	0		0	(516)	25,867	.0	25,351	30,421	(516)	30,937	0	30,937	3.	1,485	
AA-1120337	ASPEN INSURANCE UK LIMITED	.0	0		1,373	24,930	124,314	.15	149,229	179,075	23,557	155,518	1,373	154,145	3.	66	7,399
AA-1360015	ASSICURAZIONI GEN S P A	.0	0		0	62	0	.6	56	67	67	0	0	0	3.	.0	
AA-3190004	ASSOCIATED ELECTRIC AND GAS INSURANCE SE	.0	0		0	0	2	.1	1	2	0	2	0	2	3.	.0	
AA-1120660	AVIVA INSURANCE LIMITED	.0	0		0	0	71	.0	71	85	0	85	0	85	2.	.3	
AA-1784130	AXIS SPECIALTY EUROPE LTD.	.0	0		0	0	26	.5	21	25	0	25	0	25	3.	.1	
AA-3194139	AXIS SPECIALTY LTD	.0	676	0003	0	2,809	26,897	.0	29,706	35,647	2,133	33,514	676	32,838	3.	32	1,576
AA-1460025	BALOISE INS CO LTD (BASLER VERS GES AG)	.0	0		0	156	0	.10	146	175	175	0	0	0	6.	.0	
AA-5280012	CENTRAL REINSURANCE CORPORATION	.0	0		0	2	223	.0	225	270	2	268	0	268	3.	.13	
AA-1320152	CHUBB EUROPEAN GROUP	.0	0		0	0	1,581	.0	1,581	1,897	0	1,897	0	1,897	1.	.68	
AA-1120191	CONVEX INSURANCE UK LTD	.0	10,923	0004	0	8,914	0	.0	8,914	10,697	(237)	10,934	10,923	.11	4.	.546	
AA-3194122	DAVINCI REINSURANCE LTD.	.0	0		0	6	638	.0	644	773	6	767	0	767	3.	.37	
AA-1120495	DOMINION INSURANCE COMPANY LIMITED	.0	0		0	0	26	.0	26	31	0	31	0	31	6.	.4	
AA-3194130	ENDURANCE SPECIALTY INS LTD	.0	0		0	0	876	.0	876	1,051	0	1,051	0	1,051	2.	.43	
AA-1124129	ENDURANCE WORLDWIDE INSURANCE LTD	.0	0		0	51	1,155	.231	975	1,170	.51	1,119	0	1,119	2.	.46	
AA-3191289	FIDELIS INSURANCE BERMUDA LIMITED	.0	0		0	201	1,202	.0	1,403	1,684	201	1,483	0	1,483	6.	208	
AA-1340043	GREAT LAKES INS SE	.0	0		0	234	52	.0	286	343	234	109	0	109	2.	.4	
AA-1340125	HANNOVER RUCK SE	.0	8	0006	0	14	5,333	.0	5,347	6,416	6	6,410	8	6,402	2.	.262	
AA-1490002	HELVETIA SCHWEIZERISCHE	.0	0		0	20	52	.0	72	86	20	86	0	86	6.	.9	
AA-1460080	HELVETIA SWISS	.0	0		0	3	3,933	.787	3,149	3,779	3	3,776	0	3,776	6.	529	
AA-2230425	I.R.B., IST. DE RESS DO BRAZIL	.0	2,179	0007	0	8,990	1,034	.0	10,024	12,029	6,811	5,218	2,179	3,039	4.	109	161
AA-1340041	INTERNATIONAL INSURANCE COMPANY OF HANNO	.0	0		0	(20)	20	.0	0	0	(20)	20	0	20	3.	.1	
AA-3190871	LANCASHIRE INSURANCE COMPANY LIMITED	.0	0		0	(317)	500	.0	183	220	(317)	537	0	537	3.	.26	
AA-1569530	LAURENTIAN GENERAL INSURANCE COMPANY INC	.0	36	0008	0	36	42	.0	78	94	0	94	36	58	6.	.2	8
AA-1370048	LIBERTY MUTUAL INSURANCE	.0	0		0	(100)	0	.0	0	0	0	0	0	0	6.	.0	
AA-3190917	LIBERTY SPECIALTY MARKETS BERMUDA LTD	.0	0		0	.1	511	.0	512	614	1	613	0	613	3.	.29	

ANNUAL STATEMENT FOR THE YEAR 2021 OF THE FACTORY MUTUAL INSURANCE COMPANY

SCHEDULE F - PART 3 (Continued)

Ceded Reinsurance as of December 31, Current Year (\$000 Omitted)
(Credit Risk)

ID Number From Col. 1	Name of Reinsurer From Col. 3	Collateral				25 Total Funds Held, Payables & Collateral	26 Net Recoverable Net of Funds Held & Collateral	27 Applicable Sch. F Penalty (Col. 78)	Ceded Reinsurance Credit Risk							
		21 Multiple Beneficiary Trusts	22 Letters of Credit	23 Issuing or Confirming Bank Reference Number	24 Single Beneficiary Trusts & Other Allowable Collateral				28 Total Amount Recoverable from Reinsurers Less Penalty (Cols. 15-27)	29 Stressed Recoverable (Col. 28 * 120%)	30 Reinsurance Payable & Funds Held (Cols. 17+18+20; but not in excess of Col. 29)	31 Stressed Net Recoverable (Cols. 29-30)	32 Total Collateral (Cols. 21+22 + 24, not in Excess of Col. 31)	33 Stressed Net Recoverable Net of Collateral Offsets (Cols. 31-32)	34 Reinsurer Designation Equivalent	35 Credit Risk on Collateralized Recoverables (Col. 32 * Factor Applicable to Reinsurer Designation Equivalent in Col. 34)
AA-1126033	LLOYDS - SYNDICATE # 0033	.0	0		0	(221)	10,169	2,034	7,914	9,497	(221)	9,718	0	9,718	3	.466
AA-1126250	LLOYDS - SYNDICATE # 0250	.0	0		0	.9	.0	.0	.9	.11	.11	.0	0	.0	3	.0
AA-1126318	LLOYDS - SYNDICATE # 0318	.0	0		0	(10)	1,409	282	1,117	1,341	(10)	1,351	0	1,351	3	.65
AA-1126382	LLOYDS - SYNDICATE # 0382	.0	0		0	49	.43	.0	.92	.110	49	.61	0	.61	3	.3
AA-1126435	LLOYDS - SYNDICATE # 0435	.0	0		0	.0	1,632	.0	1,632	1,958	.0	1,958	0	1,958	3	.94
AA-1126457	LLOYDS - SYNDICATE # 0457	.0	0		0	(5)	.5	.0	.0	.0	(5)	.5	0	.5	3	.0
AA-1126510	LLOYDS - SYNDICATE # 0510	.0	0		0	94	5,686	.0	5,780	6,936	94	6,842	0	6,842	3	.328
AA-1126566	LLOYDS - SYNDICATE # 0566	.0	0		0	(264)	17,204	.0	16,940	20,328	(264)	20,592	0	20,592	3	.988
AA-1126609	LLOYDS - SYNDICATE # 0609	.0	0		0	66	1,431	.0	1,497	1,796	66	1,730	0	1,730	3	.83
AA-1126623	LLOYDS - SYNDICATE # 0623	.0	0		0	(28)	799	.0	771	925	(28)	953	0	953	3	.46
AA-1126626	LLOYDS - SYNDICATE # 0626	.0	0		0	.0	258	.0	258	310	.0	310	0	310	3	.15
AA-1127036	LLOYDS - SYNDICATE # 1036	.0	0		0	22	148	30	140	168	22	146	0	146	3	.7
AA-1127084	LLOYDS - SYNDICATE # 1084	.0	0		0	(116)	332	.0	216	259	(116)	375	0	375	3	.18
AA-1120105	LLOYDS - SYNDICATE # 1110	.0	0		0	(11)	.11	.0	.0	.0	(11)	.11	0	.11	3	.1
AA-1127183	LLOYDS - SYNDICATE # 1183	.0	0		0	18	984	197	805	966	18	948	0	948	3	.46
AA-1127200	LLOYDS - SYNDICATE # 1200	.0	0		0	.6	155	31	130	156	6	150	0	150	3	.7
AA-1127218	LLOYDS - SYNDICATE # 1218	.0	0		0	.3	.0	.0	.3	.4	.0	.0	0	.0	3	.0
AA-1127221	LLOYDS - SYNDICATE # 1221	.0	0		0	.0	765	153	612	734	.0	734	0	734	3	.35
AA-1127225	LLOYDS - SYNDICATE # 1225	.0	0		0	29	688	138	579	695	29	666	0	666	3	.32
AA-1120085	LLOYDS - SYNDICATE # 1274	.0	0		0	(14)	173	35	124	149	(14)	163	0	163	3	.8
AA-1127301	LLOYDS - SYNDICATE # 1301	.0	0		0	(20)	354	71	263	316	(20)	336	0	336	3	.16
AA-1127414	LLOYDS - SYNDICATE # 1414	.0	0		0	(293)	1,701	340	1,068	1,281	(293)	1,574	0	1,574	3	.76
AA-1120102	LLOYDS - SYNDICATE # 1458	.0	0		0	.0	.98	.0	.98	118	.0	118	0	118	3	.6
AA-1127688	LLOYDS - SYNDICATE # 1688	.0	0		0	67	823	165	725	870	67	803	0	803	3	.39
AA-1120157	LLOYDS - SYNDICATE # 1729	.0	0		0	(6)	.6	.0	.0	.0	(6)	.6	0	.6	3	.0
AA-1120171	LLOYDS - SYNDICATE # 1856	.0	0		0	(2)	1,041	.0	1,039	1,247	(2)	1,249	0	1,249	3	.60
AA-1127861	LLOYDS - SYNDICATE # 1861	.0	0		0	.0	.0	.0	.0	.0	.0	.0	0	.0	3	.0
AA-1120096	LLOYDS - SYNDICATE # 1880	.0	0		0	31	1,818	.0	1,849	2,219	31	2,188	0	2,188	3	.105
AA-1120054	LLOYDS - SYNDICATE # 1886	.0	0		0	52	.36	.7	.81	.97	52	.45	0	.45	3	.2
AA-1120131	LLOYDS - SYNDICATE # 1897	.0	0		0	.0	.24	.5	.19	.23	.0	.23	0	.23	3	.1
AA-1120083	LLOYDS - SYNDICATE # 1910	.0	0		0	(165)	352	.0	187	224	(165)	389	0	389	3	.19
AA-1120064	LLOYDS - SYNDICATE # 1919	.0	0		0	(17)	1,027	205	805	966	(17)	983	0	983	3	.47
AA-1120084	LLOYDS - SYNDICATE # 1955	.0	0		0	.0	.62	.12	.50	.60	.0	.60	0	.60	3	.3
AA-1120103	LLOYDS - SYNDICATE # 1967	.0	0		0	41	127	25	143	171	41	130	0	130	3	.6
AA-1120106	LLOYDS - SYNDICATE # 1969	.0	0		0	(7)	.7	.0	.0	.0	(7)	.7	0	.7	3	.0
AA-1120161	LLOYDS - SYNDICATE # 1980	.0	0		0	.0	.0	.0	.0	.0	.0	.0	0	.0	3	.0
AA-1128001	LLOYDS - SYNDICATE # 2001	.0	0		0	(101)	4,241	.0	4,140	4,968	(101)	5,069	0	5,069	3	.243
AA-1128003	LLOYDS - SYNDICATE # 2003	.0	0		0	(451)	23,248	4,650	18,147	21,777	(451)	22,228	0	22,228	3	1,067
AA-1120071	LLOYDS - SYNDICATE # 2007	.0	0		0	62	336	67	331	397	62	335	0	335	3	.16
AA-1128010	LLOYDS - SYNDICATE # 2010	.0	0		0	(57)	1,894	.0	1,837	2,204	(57)	2,261	0	2,261	3	.109
AA-1120158	LLOYDS - SYNDICATE # 2014	.0	0		0	.0	.69	.14	.55	.66	.0	.66	0	.66	3	.3
AA-1120114	LLOYDS - SYNDICATE # 2015	.0	0		0	.0	.0	.0	.0	.0	.0	.0	0	.0	3	.0
AA-1128121	LLOYDS - SYNDICATE # 2121	.0	0		0	.4	.55	.11	.48	.58	.4	.54	0	.54	3	.3
AA-1120112	LLOYDS - SYNDICATE # 2232	.0	0		0	.0	.39	.8	.31	.37	.0	.37	0	.37	3	.2

ANNUAL STATEMENT FOR THE YEAR 2021 OF THE FACTORY MUTUAL INSURANCE COMPANY

SCHEDULE F - PART 3 (Continued)

Ceded Reinsurance as of December 31, Current Year (\$000 Omitted)
(Credit Risk)

ID Number From Col. 1	Name of Reinsurer From Col. 3	Collateral				25	26	27	Ceded Reinsurance Credit Risk								
		21	22	23	24				28	29	30	31	32	33	34	35	36
		Multiple Beneficiary Trusts	Letters of Credit	Issuing or Confirming Bank Reference Number	Single Beneficiary Trusts & Other Allowable Collateral	Total Funds Held, Payables & Collateral	Net Recoverable Net of Funds Held & Collateral	Applicable Sch. F Penalty (Col. 78)	Total Amount Recoverable from Reinsurers Less Penalty (Cols. 15-27)	Stressed Recoverable (Col. 28 * 120%)	Reinsurance Payable & Funds Held (Cols. 17+18+20; but not in excess of Col. 29)	Stressed Net Recoverable (Cols. 29-30)	Total Collateral (Cols. 21+22 + 24, not in Excess of Col. 31)	Stressed Net Recoverable Net of Collateral Offsets (Cols. 31-32)	Reinsurer Designation Equivalent	Credit Risk on Collateralized Recoverables (Col. 32 * Factor Applicable to Reinsurer Designation Equivalent in Col. 34)	Credit Risk on Un-collateralized Recoverables (Col. 33 * Factor Applicable to Reinsurer Designation Equivalent in Col. 34)
AA-1120097	LLOYDS - SYNDICATE # 2468	.0	0		0	(13)	.32	.6	.13	.15	(13)	.28	0	.28	3.	.0	.1
AA-1128488	LLOYDS - SYNDICATE # 2488	.0	0		0	.5	1,176	.235	.946	1,135	.5	1,130	0	1,130	3.	.0	.54
AA-1128623	LLOYDS - SYNDICATE # 2623	.0	0		0	(158)	3,358	.672	2,528	3,034	(158)	3,192	0	3,192	3.	.0	.153
AA-1128791	LLOYDS - SYNDICATE # 2791	.0	0		0	(22)	2,478	.0	2,456	2,947	(22)	2,969	0	2,969	3.	.0	.143
AA-1128987	LLOYDS - SYNDICATE # 2987	.0	0		0	(612)	25,599	5,120	19,867	23,841	(612)	24,453	0	24,453	3.	.0	1,174
AA-1120179	LLOYDS - SYNDICATE # 2988	.0	0		0	.4	472	.0	476	571	.4	567	0	567	3.	.0	.27
AA-1129000	LLOYDS - SYNDICATE # 3000	.0	0		0	.16	1,599	.320	1,295	1,554	.16	1,538	0	1,538	3.	.0	.74
AA-1120082	LLOYDS - SYNDICATE # 3010	.0	0		0	.6	.4	.0	.10	.12	.6	.6	0	.6	3.	.0	.0
AA-1120055	LLOYDS - SYNDICATE # 3623	.0	0		0	.0	.84	.0	.84	101	.0	101	0	101	3.	.0	.5
AA-1120116	LLOYDS - SYNDICATE # 3902	.0	0		0	.4	116	.23	.97	116	.4	112	0	112	3.	.0	.5
AA-1126005	LLOYDS - SYNDICATE # 4000	.0	0		0	.27	.20	.0	.47	.56	.27	.29	0	.29	3.	.0	.1
AA-1120075	LLOYDS - SYNDICATE # 4020	.0	0		0	.193	3,343	.0	3,536	4,243	.193	4,050	0	4,050	3.	.0	.194
AA-1120086	LLOYDS - SYNDICATE # 4141	.0	0		0	.39	.65	.0	104	125	.39	.86	0	.86	3.	.0	.4
AA-1120067	LLOYDS - SYNDICATE # 4242	.0	0		0	.67	331	.0	398	478	.67	411	0	411	3.	.0	.20
AA-1126004	LLOYDS - SYNDICATE # 4444	.0	0		0	.51	283	.57	277	333	.51	282	0	282	3.	.0	.14
AA-1126006	LLOYDS - SYNDICATE # 4472	.0	0		0	.31	249	.50	230	276	.31	245	0	245	3.	.0	.12
AA-1126003	LLOYDS - SYNDICATE # 5000	.0	0		0	.0	.17	.3	.14	.16	.0	.16	0	.16	3.	.0	.1
AA-1120080	LLOYDS - SYNDICATE # 5151	.0	0		2	.31	369	.74	326	391	.29	362	2	360	3.	.0	.17
AA-1120065	LLOYDS - SYNDICATE # 5555	.0	0		0	.0	227	.0	227	272	.0	272	0	272	3.	.0	.13
AA-1120181	LLOYDS - SYNDICATE # 5886	.0	0		0	(.48)	1,767	.0	1,719	2,063	(.48)	2,111	0	2,111	3.	.0	.101
AA-1840000	MAPFRE INDUSTRIAL S A	.0	554	0009	0	18,506	.0	.0	18,506	22,207	22,207	.0	.0	.0	3.	.0	.0
AA-3190829	MARKEL BERMUDA LIMITED	.0	0		0	.0	.29	.0	.29	35	.0	35	0	35	3.	.0	.2
AA-1121410	NETSUJI SUMITOMO INS CO (EUROPE) LTD	.0	0		0	1,471	536	.0	2,007	2,408	1,471	937	0	937	6.	.0	.131
AA-1460100	NOUVELLE CIE DE REASSURANCES S.A.	.0	621	0011	0	621	702	.0	1,323	1,588	.0	1,588	621	967	2.	25	.40
AA-1240051	QBE EUROPE SA/NV	.0	0		0	.4	115	.0	119	143	.4	139	0	139	3.	.0	.7
AA-1120481	QBE INSURANCE (EUROPE) LIMITED	.0	0		0	.0	.36	.7	.29	35	.0	35	0	35	3.	.0	.2
AA-1780070	QBE INSURANCE & REINSURANCE (EUROPE) LTD	.0	0		0	.0	.15	.0	.15	.18	.0	.18	0	.18	6.	.0	.3
AA-3190339	RENAISSANCE REINSURANCE LTD.	.0	0		0	.9	957	.0	966	1,159	.9	1,150	0	1,150	2.	.0	.47
AA-1120019	SCOR UK CO LTD	.0	0		0	.95	144	.29	210	252	.95	157	0	157	2.	.0	.6
AA-1370020	SWISS RE INTERNATIONAL SE	.0	0		.31	(54)	1,833	.367	1,412	1,695	(.85)	1,780	.31	1,749	2.	.1	.72
AA-1121445	TOKIO MARINE EUROPE INS LTD	.0	0		0	.0	.69	.0	.69	83	.0	83	0	83	6.	.0	.12
AA-1120159	TRANSATLANTIC RE	.0	0		0	.0	.1	.0	.1	.1	.0	.1	0	.1	2.	.0	.0
AA-3190870	VALIDUS REINSURANCE LTD	.0	4,905	0012	0	258	.0	.0	258	310	.0	310	.310	.0	3.	.15	.0
AA-1460185	WIINTERTHUR SCHWEIZERISCHE VERSGES AG	.0	0		0	.0	1,093	.0	1,093	1,312	.0	1,312	0	1,312	6.	.0	.184
AA-1120049	XL CATLIN INS CO UK LTD	.0	0		0	.0	.94	.0	.94	.113	.0	.113	0	.113	2.	.0	.5
AA-1121575	YASUDA FIRE & MARINE INS CO OF EUROPE	.0	0		0	.1	1,007	.0	1,008	1,210	.1	1,209	0	1,209	6.	.0	.169
AA-1780059	ZURICH INSURANCE PLC SECURSAL	.0	0		0	.0	.38	.8	.30	.36	.0	.36	0	.36	2.	.0	.1
1299999	Total Authorized - Other Non-U.S. Insurers	0	25,202	XXX	1,406	68,462	321,941	16,514	373,989	448,787	54,577	394,210	20,262	373,949	XXX	1,002	18,676
1499999	Total Authorized Excluding Protected Cells (Sum of 0899999, 0999999, 1099999, 1199999 and 1299999)	0	25,265	XXX	1,557	257,529	1,514,896	46,558	1,675,577	2,010,693	221,165	1,789,528	20,476	1,769,053	XXX	1,012	100,260
20-2740839	WATCH HILL INSURANCE COMPANY	.0	0		0	.0	7,695	.7695	XXX	XXX	XXX	XXX	XXX	XXX	XXX	XXX	XXX
1699999	Total Unauthorized - Affiliates - U.S. Non-Pool - Captive	0	0	XXX	0	0	7,695	7,695	XXX	XXX	XXX	XXX	XXX	XXX	XXX	XXX	XXX

23.4

ANNUAL STATEMENT FOR THE YEAR 2021 OF THE FACTORY MUTUAL INSURANCE COMPANY

SCHEDULE F - PART 3 (Continued)

Ceded Reinsurance as of December 31, Current Year (\$000 Omitted)
(Credit Risk)

ID Number From Col. 1	Name of Reinsurer From Col. 3	Collateral				25 Total Funds Held, Payables & Collateral	26 Net Recoverable Net of Funds Held & Collateral	27 Applicable Sch. F Penalty (Col. 78)	Ceded Reinsurance Credit Risk								
		21 Multiple Beneficiary Trusts	22 Letters of Credit	23 Issuing or Confirming Bank Reference Number	24 Single Beneficiary Trusts & Other Allowable Collateral				28 Total Amount Recoverable from Reinsurers Less Penalty (Cols. 15-27)	29 Stressed Recoverable (Col. 28 * 120%)	30 Reinsurance Payable & Funds Held (Cols. 17+18+20; but not in excess of Col. 29)	31 Stressed Net Recoverable (Cols. 29-30)	32 Total Collateral (Cols. 21+22 + 24, not in Excess of Col. 31)	33 Stressed Net Recoverable Net of Collateral Offsets (Cols. 31-32)	34 Reinsurer Designation Equivalent	35 Credit Risk on Collateralized Recoverables (Col. 32 * Factor Applicable to Reinsurer Designation Equivalent in Col. 34)	36 Credit Risk on Un-collateralized Recoverables (Col. 33 * Factor Applicable to Reinsurer Designation Equivalent in Col. 34)
1899999	Total Unauthorized - Affiliates - U.S. Non-Pool	0	0	XXX	0	7,695	7,695	XXX	XXX	XXX	XXX	XXX	XXX	XXX	XXX	XXX	
AA-3190418	NEW PROVIDENCE MUTUAL LIMITED	0	0		0	2,492	2,492	0	0	0	0	0	0	0	6	0	
1999999	Total Unauthorized - Affiliates - Other (Non-U.S.) - Captive	0	0	XXX	0	2,492	2,492	0	0	0	0	0	0	XXX	0	0	
AA-3190411	RISK ENGINEERING INSURANCE COMPANY LTD	0	0		83,218	195,011	194,910	195,011	234,013	111,793	122,220	83,218	39,002	6	4,161	5,460	
2099999	Total Unauthorized - Affiliates - Other (Non-U.S.) - Other	0	0	XXX	83,218	195,011	194,910	195,011	234,013	111,793	122,220	83,218	39,002	XXX	4,161	5,460	
2199999	Total Unauthorized - Affiliates - Other (Non-U.S.)	0	0	XXX	83,218	195,011	197,402	195,011	234,013	111,793	122,220	83,218	39,002	XXX	4,161	5,460	
2299999	Total Unauthorized - Affiliates	0	0	XXX	83,218	195,011	205,097	195,011	234,013	111,793	122,220	83,218	39,002	XXX	4,161	5,460	
36-2763106	AMERICAN PROTECTION INS CO	0	0		0	0	0	0	0	0	0	0	0	6	0	0	
03-0308160	AMERICAN TRIUMVIRATE INS CO	0	0		0	35	35	0	0	0	0	0	0	6	0	0	
56-2427193	BOLTON INSURANCE COMPANY	0	0		0	316	316	0	0	0	0	0	0	6	0	0	
01-0562383	BUENA VISTA INSURANCE COMPANY	0	0		12,644	12,580	445	12,578	15,094	(64)	15,158	12,644	2,514	6	632	352	
20-5612765	CANOPIUS US INSURANCE, INC	0	0		0	0	0	0	0	0	0	0	0	4	0	0	
03-0368411	CIRCLETREE INSURANCE COMPANY	0	0		0	(187)	2,198	2,011	0	(187)	187	0	187	6	0	26	
87-1924654	CLAREMONT IC	0	2,000	0013	0	33	0	33	40	40	0	0	0	6	0	0	
61-1140366	DRISK INSURANCE INC.	0	0		2,451	2,588	0	2,586	3,103	2,036	1,067	1,067	0	6	53	0	
26-0147121	EFFEM REINSURANCE COMPANY	0	0		5,600	5,600	37	5,600	6,720	0	6,720	5,600	1,120	6	280	157	
75-1844564	ENDURANCE AMERICAN SPECIALTY INS CO	0	0		0	0	0	0	0	0	0	0	0	2	0	0	
03-0461286	EPIC INSURANCE COMPANY	0	0		0	238	73	238	286	238	48	48	48	6	0	7	
27-0974075	FIRST GENERAL INSURANCE CO INC	0	0		0	0	0	0	0	0	0	0	0	6	0	0	
35-2192889	HEINZ NOBLE, INC.	0	0		0	1,819	0	1,813	2,175	1,947	228	228	228	6	0	32	
02-0712840	HIGHLAND PARK INSURANCE COMPANY	0	0		1,239	1,239	1,269	1,182	1,418	0	1,418	1,239	179	6	62	25	
03-0340924	HILLBROOK INSURANCE COMPANY, INC.	0	0		0	0	0	0	0	0	0	0	0	6	0	0	
98-0093786	INSURE-RITE LTD.	0	0		0	0	3,181	3,181	0	0	0	0	0	6	0	0	
03-0343780	MIDDLESEX ASSURANCE CO. LTD.	0	0		3,563	9,968	2,950	9,968	11,962	6,405	5,557	3,563	1,994	6	178	279	
03-0375422	MOUNTAINVIEW INSURANCE COMPANY, INC	0	0		21,915	23,786	20,897	23,786	28,543	1,871	26,672	21,915	4,757	6	1,096	666	
98-0357932	NW RE LIMITED	0	0		0	(14)	0	0	0	0	0	0	0	6	0	0	
47-2606709	RELSURE VERMONT, INC.	0	0		374	374	337	374	449	0	449	374	75	6	19	10	
33-1039138	RISK MANAGEMENT ASSOCIATES	0	0		0	(328)	683	355	0	(328)	328	0	328	6	0	46	
20-4148226	SENTINEL PROTECTION & INDEMNITY COMPANY	0	0		45,933	43,455	0	43,455	52,146	43,872	8,274	8,274	0	6	414	0	
94-1872743	TECHNOLOGY ASSURANCE LIMITED	0	0		0	0	0	0	0	0	0	0	0	6	0	0	
51-0387023	THOMSON REUTERS RISK MGMT INC	0	0		0	520	0	520	624	624	0	0	0	6	0	0	
03-0348076	UT INSURANCE (VERMONT) INC	0	0		708	1,071	0	1,062	1,274	1,274	0	0	0	6	0	0	
76-0741131	WHITE MOUNTAIN INS	0	0		6,232	6,423	0	6,423	7,708	4,706	3,002	3,002	0	6	150	0	
00-0000000	WORLDWIDE RISK INS INC	0	0		0	(1,882)	3,375	1,493	0	(1,882)	1,882	0	1,882	6	0	263	
2399999	Total Unauthorized - Other U.S. Unaffiliated Insurers	0	2,000	XXX	100,659	107,283	35,796	33,476	109,617	131,540	60,552	70,989	57,678	13,311	XXX	2,884	1,864
AA-9995032	MUTUAL MARINE OFFICE, INC.	0	0		0	27,983	0	27,983	33,580	27,984	5,596	0	5,596	6	0	783	
2599999	Total Unauthorized - Pools - Voluntary Pools	0	0	XXX	0	27,983	0	27,983	33,580	27,984	5,596	0	5,596	XXX	0	783	
98-0413961	ADIDAS INTERNATIONAL RE LIMITED (AIR)	0	0		0	3,322	3,322	0	0	0	0	0	0	6	0	0	
AA-1460002	AGRASSUR RE S.A.	0	0		0	210	373	170	204	204	0	0	0	6	0	0	
AA-5760051	AIG ASIA PACIFIC INS PTE LTD	0	0		0	234	1	233	280	280	0	0	0	3	0	0	
AA-1120841	AIG EUROPE LIMITED	0	0		0	645	1,297	1,374	568	681	36	36	36	6	0	5	

ANNUAL STATEMENT FOR THE YEAR 2021 OF THE FACTORY MUTUAL INSURANCE COMPANY

SCHEDULE F - PART 3 (Continued)

Ceded Reinsurance as of December 31, Current Year (\$000 Omitted)
(Credit Risk)

ID Number From Col. 1	Name of Reinsurer From Col. 3	Collateral				25 Total Funds Held, Payables & Collateral	26 Net Recoverable Net of Funds Held & Collateral	27 Applicable Sch. F Penalty (Col. 78)	Ceded Reinsurance Credit Risk								
		21 Multiple Beneficiary Trusts	22 Letters of Credit	23 Issuing or Confirming Bank Reference Number	24 Single Beneficiary Trusts & Other Allowable Collateral				28 Total Amount Recoverable from Reinsurers Less Penalty (Cols. 15-27)	29 Stressed Recoverable (Col. 28 * 120%)	30 Reinsurance Payable & Funds Held (Cols. 17+18+20; but not in excess of Col. 29)	31 Stressed Net Recoverable (Cols. 29-30)	32 Total Collateral (Cols. 21+22 + 24, not in Excess of Col. 31)	33 Stressed Net Recoverable Net of Collateral Offsets (Cols. 31-32)	34 Reinsurer Designation Equivalent	35 Credit Risk on Collateralized Recoverables (Col. 32 * Factor Applicable to Reinsurer Designation Equivalent in Col. 34)	36 Credit Risk on Un-collateralized Recoverables (Col. 33 * Factor Applicable to Reinsurer Designation Equivalent in Col. 34)
AA-1440018	ALFA LAVAL FORSAKRINGS AB	.0	0		0	.0	116	116	0	.0	0	.0	0	0	6.	.0	0
AA-1930610	ALLIANZ AUSTRALIA LTD	.0	0		0	.0	49	49	0	.0	0	.0	0	0	6.	.0	0
AA-5320051	ALLIANZ GLOBAL CORP & SPECIALTY SE	.0	0		0	.0	227	227	0	.0	0	.0	0	0	6.	.0	0
AA-1320065	ALLIANZ GLOBAL CORPORATE & SPECIALTY (FR	.0	0		0	.4	235	235	4	.5	4	.1	0	.1	6.	.0	0
AA-1344102	ALLIANZ GLOBAL CORPORATE & SPECIALTY SE	.0	0		0	.0	3	3	0	.0	0	.0	0	0	2.	.0	0
AA-5760049	ALLIANZ GLOBAL CORPORATE & SPECIALTY SE	.0	0		0	(.29)	29	0	0	.0	(.29)	29	0	29	2.	.0	1
AA-1340030	ALLIANZ VERSICHERUNGS AG	.0	0		0	(.8)	8	0	0	.0	(.8)	8	0	8	6.	.0	1
AA-3194128	ALLIED WORLD ASSURANCE COMPANY LTD	.0	1,302	0015	0	1,303	1,638	1,733	1,208	1,449	1	1,448	1,302	146	3.	.62	7
AA-1460019	AMLIN AG	.0	0		0	(.4)	0	0	0	.0	0	0	0	0	3.	.0	0
AA-1120147	ANCON INSURANCE COMPANY (UK) LIMITED	.0	0		0	.0	3	3	0	.0	0	0	0	0	6.	.0	0
AA-1780091	ARCH REINS EUROPE UNDERWRITING LTD	.0	0		0	.147	94	94	147	176	147	29	0	29	6.	.0	4
AA-1560118	ARCH REINSURANCE COMPANY	.0	0		0	.23	16	16	23	28	23	5	0	5	2.	.0	0
AA-3194126	ARCH REINSURANCE LTD.	.0	225	0017	0	.44	0	0	44	53	0	53	53	0	2.	.2	0
AA-3191352	ASCOT REINS CO LTD	.0	0		0	(.5)	5	0	0	.0	(.5)	5	0	5	3.	.0	0
AA-1440023	ASSA ABLOY FORSAKRINGS AB	.0	0		0	.0	241	241	0	.0	0	0	0	0	6.	.0	0
AA-2830001	ASSA CO DE SEGUROS SA	.0	0		0	.199	0	2	197	236	0	0	0	0	3.	.0	0
AA-5320033	ASSICURAZIONI GENARLI SPA	.0	0		0	.0	2	2	0	.0	0	0	0	0	6.	.0	0
AA-1930043	AUSTRALIAN REINS POOL CORP	.0	0		0	4,984	1,274	1,274	4,984	5,981	4,984	997	0	997	6.	.0	140
AA-1320012	AXA CORPORATE SOLUTIONS ASSUR	.0	0		0	.585	0	46	539	647	647	0	0	0	6.	.0	0
AA-1122027	AXA REINSURANCE UK PLC	.0	126	0018	0	.126	0	0	265	318	0	318	126	192	6.	.6	27
98-0351953	AXA XL BERMUDA	.0	24,646	0019	0	17,228	0	0	17,228	20,674	(248)	20,922	20,922	0	6.	1,046	0
AA-1784115	AXIS RE LIMITED	.0	0		0	.0	34	34	0	.0	0	0	0	0	2.	.0	0
AA-1340045	BAYERISCHE RUCKVERSICHERUNG AG	.0	0		0	(.76)	.78	.2	0	.0	(.76)	.76	0	.76	6.	.0	.11
AA-0060000	BBA GROUP INSURANCES LIMITED	.0	0		0	2,215	1,920	1,920	2,215	2,658	2,215	443	0	443	6.	.0	62
AA-8310017	BELAIR INSURANCE COMPANY LIMITED	.0	0		0	.0	10	10	0	.0	0	0	0	0	6.	.0	0
AA-1124141	BERKLEY INSURANCE COMPANY	.0	0		0	.4	.42	.42	4	.5	.4	.1	0	.1	2.	.0	0
AA-1560126	BMC FINANCIAL INC	.0	0		0	(.75)	6,872	6,797	0	.0	(.75)	75	0	75	6.	.0	.11
AA-3191197	BMC INSURANCE COMPANY LIMITED	.0	0		0	20,853	0	0	20,853	25,024	24,371	653	0	653	6.	.0	91
00-0000000	CAP VERALLIA	.0	0		0	.0	2,000	2,000	0	.0	0	0	0	0	6.	.0	0
AA-3191390	CASTLE HARBOUR INSURANCE LIMITED	.0	0		0	.0	9	9	0	.0	0	0	0	0	6.	.0	0
AA-3160059	CASUARINA INTERNATIONAL INSURANCE LTD	.0	0		0	.0	121	121	0	.0	0	0	0	0	6.	.0	0
AA-3190190	CATERPILLAR INSURANCE CO LTD	.0	35,000	0020	0	9,153	0	0	9,153	10,984	8,523	2,461	2,461	0	6.	123	0
AA-1320113	CHARTIS	.0	0		0	.0	0	0	0	.0	0	0	0	0	6.	.0	0
AA-9240125	CHINA PACIFIC PROPERTY INS CO LTD	.0	0		0	.236	0	0	236	283	283	0	0	0	6.	.0	0
AA-3190002	CHUBB BERMUDA INS LTD	.0	0		0	.212	1,397	1,397	212	254	212	42	0	42	1.	.0	2
AA-1240002	CHUBB INS CO OF EUROPE	.0	0		0	.14	0	0	.14	.17	.17	0	0	0	6.	.0	0
AA-5320057	CHUBB INS HONG KONG	.0	0		0	.408	0	0	408	490	426	64	0	64	6.	.0	9
AA-1560196	CHUBB INSURANCE CO OF CANADA	.0	0		0	(.4)	4	0	0	.0	(.4)	4	0	4	1.	.0	0
AA-1320035	COLISEE RE	.0	.25	0021	0	.25	0	0	.53	.64	0	.64	.25	.39	6.	.1	5
AA-3191400	CONVEX RE LIMITED	.0	3,207	0022	0	2,797	0	0	2,797	3,356	(104)	3,460	3,207	253	4.	.160	13
AA-1370033	DS DMITH RE S.A.	.0	0		152	.184	0	0	184	221	.50	.171	.152	.19	6.	.8	3
AA-1340085	E-S RUCKVERSICHERUNGS AKLIENGESELLSCHAFT	.0	999	0023	0	.999	0	0	2,266	2,719	0	2,719	999	1,720	2.	.41	.71
AA-1560300	ECONOMICAL MUTUAL INS CO	.0	0		167	.162	0	52	162	194	(.5)	199	.167	.32	4.	.8	2
AA-3190181	ELCO INSURANCE CO LTD	.0	0		3,471	3,471	0	0	3,471	4,165	0	4,165	3,471	.694	6.	.174	.97

ANNUAL STATEMENT FOR THE YEAR 2021 OF THE FACTORY MUTUAL INSURANCE COMPANY

SCHEDULE F - PART 3 (Continued)

Ceded Reinsurance as of December 31, Current Year (\$000 Omitted)
(Credit Risk)

ID Number From Col. 1	Name of Reinsurer From Col. 3	Collateral				25	26	27	Ceded Reinsurance Credit Risk								
		21	22	23	24				28	29	30	31	32	33	34	35	36
		Multiple Beneficiary Trusts	Letters of Credit	Issuing or Confirming Bank Reference Number	Single Beneficiary Trusts & Other Allowable Collateral	Total Funds Held, Payables & Collateral	Net Recoverable Net of Funds Held & Collateral	Applicable Sch. F Penalty (Col. 78)	Total Amount Recoverable from Reinsurers Less Penalty (Cols. 15-27)	Stressed Recoverable (Col. 28 * 120%)	Reinsurance Payable & Funds Held (Cols. 17+18+20; but not in excess of Col. 29)	Stressed Net Recoverable (Cols. 29-30)	Total Collateral (Cols. 21+22 + 24, not in Excess of Col. 31)	Stressed Net Recoverable Net of Collateral Offsets (Cols. 31-32)	Reinsurer Designation Equivalent	Credit Risk on Collateralized Recoverables (Col. 32 * Factor Applicable to Reinsurer Designation Equivalent in Col. 34)	Credit Risk on Un-collateralized Recoverables (Col. 33 * Factor Applicable to Reinsurer Designation Equivalent in Col. 34)
AA-3160135	ELDORADO GOLD INSURANCE CORP	.0	0		0	.0	1,035	1,035	0	.0	0	.0	0	.0	6.	.0	0
AA-1370150	ELECTRO RE	.0	0		0	.0	.24	.24	0	.0	0	.0	0	.0	6.	.0	0
AA-3191180	ELGO INSURANCE COMPANY LTD	.0	0		20	.654	2,331	2,331	.654	.785	.634	.151	.20	.131	6.	.1	.18
AA-3190410	EPIC INSURANCE COMPANY LIMITED	.0	0		0	.793	.572	.572	.793	.952	.793	.159	0	.159	6.	.0	.22
AA-1220030	ERSTE ALLGEMEINE VERS. AG	.0	238	0024	0	.227	0	0	.526	.631	.0	.631	.238	.393	3.	.11	.19
AA-3191347	ESTRELLA INSURANCE COMPANY LTD	.0	0		0	.833	.424	.455	.802	.963	.833	.130	0	.130	6.	.0	.18
AA-3770372	ETHANOL RISK MANAGEMENT SPC, Ltd	.0	1,324	0025	0	0	0	0	0	0	0	0	0	0	6.	.0	0
AA-1120363	FARADAY REINS CO LTD	.0	0		0	.414	0	0	.414	.497	.0	.0	0	.0	6.	.0	0
00-0000000	FAURECIA RE	.0	0		0	.314	.603	.603	.314	.377	.314	.63	0	.63	6.	.0	.9
AA-1120175	FIDELIS UNDERWRITING LIMITED	.0	0		0	.67	2,094	2,094	.67	.80	.67	.13	0	.13	3.	.0	.1
AA-5760067	FMG INSURANCE SINGAPORE PTE LT	.0	0		5,197	5,197	0	0	5,197	6,236	6,236	0	0	0	6.	.0	0
AA-1080011	GARLAN INSURANCE LIMITED	.0	0		0	0	2	2	0	0	0	0	0	0	6.	.0	0
AA-1780117	GD INSURANCE COMPANY DAC	.0	0		0	.38	.135	.135	.38	.46	.38	.8	0	.8	6.	.0	.1
AA-1460060	GEN REINS CORP (EUROPE) AG	.0	0		0	0	.71	.71	0	0	0	0	0	0	6.	.0	0
AA-1220035	GEN RUCKVERSICHERUNG AG	.0	.68	0026	0	.58	0	0	.133	.160	0	.160	.68	.92	6.	.3	.13
AA-1930285	GENERAL REINS AUSTRALIA LTD	.0	0		0	.709	.945	.945	.709	.851	.709	.142	0	.142	1.	.0	.5
AA-1340145	GENERAL REINSURANCE AG	.0	0		0	.107	0	0	.107	.128	.128	0	0	0	1.	.0	0
AA-1360020	GENERALI ITALIA SPA	.0	0		0	.1	.26	.27	0	0	0	0	0	0	3.	.0	0
AA-1370049	GIF RE S.A.	.0	0		0	(1)	.215	.214	0	0	(1)	.1	0	.1	6.	.0	0
AA-1464111	GLACIER REINSURANCE LTD	.0	0		0	.573	.3	.3	1,320	1,584	.573	1,011	0	1,011	6.	.0	.142
AA-3191174	GLAXOSMITHKLINE INSURANCE LTD	.0	0		0	(1)	.2	.1	0	0	(1)	.1	0	.1	6.	.0	0
AA-1080004	GLOBAL RISK UNDERWRITERS (BERMUDA) LTD	.0	0		0	2,661	.62	.62	2,661	3,193	2,661	.532	0	.532	6.	.0	.75
AA-3160230	GREENHEART INSURANCE CO. LTD.	.0	0		1,578	1,578	.136	.136	1,578	1,894	0	1,894	1,578	.316	6.	.79	.44
AA-3191437	GROUP ARK INSURANCE LIMITED	.0	0		0	(55)	.55	0	0	0	(55)	.55	0	.55	3.	.0	.3
AA-0050693	GROVE INSURANCE COMPANY LTD	.0	0		0	.261	.201	.293	.169	.202	.202	0	0	0	6.	.0	0
AA-3191190	HAMILTON RE, LTD.	.0	145	0027	0	.93	3,529	3,529	.93	.112	(52)	.164	.145	.19	4.	.7	.1
AA-1560483	HANNOVER RUCKVERSICHERUNGS AKTIENGESELLS	.0	0		0	0	.64	.64	0	0	0	0	0	0	2.	.0	0
AA-1340129	HANSEATICA RUCKVERSICHERUNGS AG	.0	.663	0028	0	.606	0	0	1,389	1,667	0	1,667	.663	1,004	6.	.33	.141
AA-1340093	HDI GLOBAL SE	.0	0		0	0	.47	.47	0	0	0	0	0	0	3.	.0	0
AA-1340106	HDI GLOBAL SE	.0	1,728	0029	0	2,639	3,314	3,464	2,489	2,987	.911	2,076	1,728	.348	3.	.83	.17
AA-1580078	HDI-GERLING INDUSTRIE VERSICHERUNG AG	.0	0		0	.1	0	0	.1	.1	.1	0	0	.0	3.	.0	0
AA-5670073	HIGHBROOK INS CO PTE LTD	.0	0		0	0	.142	.142	0	0	0	0	0	0	6.	.0	0
AA-3190875	HISCOX (BERMUDA) LTD	.0	0		9,313	8,558	0	0	8,558	10,270	(273)	10,543	9,313	1,230	3.	.447	.59
AA-1340190	HOCHRHEIN INTERNATIONALE RUCKV	.0	4,353	0030	0	4,353	.51	.51	9,964	11,957	0	11,957	4,353	7,604	2.	.178	.312
AA-2230425	I. R. B. BRASIL RESSEGUROS SA	.0	0		0	.11	.115	.115	.11	.13	.11	.2	0	.2	4.	.0	0
AA-1370023	IMERYS RE LIMITED	.0	0		0	.1	3,203	3,204	0	0	0	0	0	0	6.	.0	0
AA-5480000	INTERPHARMA RISK MGMT LTD (IRM	.0	0		0	.98	.84	.91	.91	.109	.98	.11	0	.11	6.	.0	.2
AA-3190906	Keystone PF	.0	0		80,000	0	0	0	0	0	(407)	.407	0	.407	6.	.20	0
AA-8310006	KELVIN RE LIMITED	.0	0		0	0	0	0	0	0	0	0	0	0	4.	.0	0
AA-1370034	KERING RE	.0	0		0	.5	13,693	13,698	0	0	0	0	0	0	6.	.0	0
AA-5760046	LENOVO INSURANCE COMPANY PTE LTD	.0	0		0	2,609	.981	1,529	2,061	2,473	2,473	0	0	0	6.	.0	0
AA-1560051	LIBERTY INS CO OF CANADA	.0	0		0	(1)	.142	.141	0	0	(1)	.1	0	.1	2.	.0	0
AA-1780043	LIBERTY INTERNATIONAL	.0	0		0	0	.10	.10	0	0	0	0	0	0	6.	.0	0
AA-1120855	LIBERTY MUTUAL INS EUROPE SA	.0	0		0	.3	0	0	3	4	4	0	0	0	3.	.0	0

ANNUAL STATEMENT FOR THE YEAR 2021 OF THE FACTORY MUTUAL INSURANCE COMPANY

SCHEDULE F - PART 3 (Continued)

Ceded Reinsurance as of December 31, Current Year (\$000 Omitted)
(Credit Risk)

ID Number From Col. 1	Name of Reinsurer From Col. 3	Collateral				25	26	27	Ceded Reinsurance Credit Risk								
		21	22	23	24				28	29	30	31	32	33	34	35	36
		Multiple Beneficiary Trusts	Letters of Credit	Issuing or Confirming Bank Reference Number	Single Beneficiary Trusts & Other Allowable Collateral	Total Funds Held, Payables & Collateral	Net Recoverable Net of Funds Held & Collateral	Applicable Sch. F Penalty (Col. 78)	Total Amount Recoverable from Reinsurers Less Penalty (Cols. 15-27)	Stressed Recoverable (Col. 28 * 120%)	Reinsurance Payable & Funds Held (Cols. 17+18+20; but not in excess of Col. 29)	Stressed Net Recoverable (Cols. 29-30)	Total Collateral (Cols. 21+22 + 24, not in Excess of Col. 31)	Stressed Net Recoverable Net of Collateral Offsets (Cols. 31-32)	Reinsurer Designation Equivalent	Credit Risk on Collateralized Recoverables (Col. 32 * Factor Applicable to Reinsurer Designation Equivalent in Col. 34)	Credit Risk on Un-collateralized Recoverables (Col. 33 * Factor Applicable to Reinsurer Designation Equivalent in Col. 34)
AA-3191239	LUMEN RE LTD.	.0	0		0	(444)	444	.0	0	.0	(444)	444	0	444	3	.0	.21
AA-1844116	MAPFRE GLOBAL RISKS, COMPANIA INTERNACIO	.0	0		0	(1)	1	.0	0	.0	(1)	1	0	1	6	.0	.0
AA-3190669	MARIAS FALLS INSURANCE COMPANY LTD	.0	0		98	2,236	2,156	2,245	2,147	2,577	2,138	439	98	341	6	.5	.48
AA-3190279	MILLER INSURANCE COMPANY LTD	.0	5,000	0031	0	1,264	0	.9	1,255	1,506	1,316	190	190	0	6	.9	.0
AA-1580085	MIITSUI SUMITOMO INS. CO. LTD.	.0	0		0	.14	385	385	.14	.17	.14	.3	0	3	2	.0	.0
AA-3160122	MONTECELLO INSURANCE LIMITED	.0	0		1,231	1,231	355	355	1,231	1,477	0	1,477	1,231	246	6	.62	.34
AA-1460019	MS AMLIN AG	.0	25,529	0032	0	31,362	9,168	9,168	31,362	37,634	5,833	31,801	25,529	6,272	3	1,225	.301
AA-1340165	MUNCHENER RUCKVERSICHERUNGS GESELLSCHAFT	.0	181,774	0033	0	204,790	2,464	2,465	204,789	245,747	23,016	222,731	181,774	40,957	2	7,453	1,679
AA-1560600	MUNICH REINSURANCE CO. OF CANADA	.0	0		0	25	15	15	25	30	25	5	0	5	2	.0	.0
AA-1120011	MUNICH REINSURANCE COMPANY (UK) GENERAL	.0	0		0	0	622	622	0	0	0	0	0	0	6	.0	.0
AA-1370024	NEXANS RE	.0	0		0	0	425	425	0	0	0	0	0	0	6	.0	.0
AA-0000000	NEXUS INS ASIA PTE LTD (NIA)	.0	0		0	(805)	806	1	0	0	(805)	805	0	805	6	.0	.113
AA-5760072	NEXUS INS INTL PTE LTD (NII)	.0	0		0	12	0	0	12	14	14	0	0	0	6	.0	.0
AA-3770374	NEXUS LIMITED	.0	0		0	126	0	0	126	151	151	0	0	0	6	.0	.0
AA-3190131	OWENS INSURANCE LTD	.0	0		0	0	4	4	0	0	0	0	0	0	6	.0	.0
AA-1780078	PARTNER REINSURANCE EUROPE SE	.0	281	0034	0	191	0	0	191	229	11	218	218	0	2	.9	.0
AA-1780096	PARTNERRE IRELAND DAC	.0	0		0	.9	0	0	.9	11	11	0	0	0	2	.0	.0
AA-9240100	PEOPLE'S INSURANCE OF CHINA	.0	0		0	(1)	119	118	0	0	(1)	1	0	1	6	.0	.0
AA-1780097	PHILIP MORRIS INTL INS (IRELAND) LTD	.0	0		0	5,112	0	2	5,110	6,132	5,158	974	0	974	6	.0	.136
AA-9240019	PICC PROPERTY AND CASUALTY CO	.0	0		0	22	0	4	18	21	21	0	0	0	6	.0	.0
AA-9240110	PING AN INSURANCE CO OF CHINA	.0	0		0	508	0	0	508	610	610	0	0	0	6	.0	.0
00-0000000	PIRELLI GROUP REINSURANCE COMPANY SA	.0	0		0	0	13	13	0	0	0	0	0	0	6	.0	.0
AA-1460028	PLASTIC OMNIUM RE AG	.0	0		0	245	0	17	228	274	274	0	0	0	6	.0	.0
AA-1374107	POLYRE	.0	0		0	0	75	75	0	0	0	0	0	0	6	.0	.0
AA-1370029	PRINTEMPS REASSURANCE SA	.0	0		0	0	13	13	0	0	0	0	0	0	6	.0	.0
AA-1464109	RELX RISKS SA	.0	0		0	0	4	4	0	0	0	0	0	0	6	.0	.0
AA-1340022	REVIVUM RUCKVERSICHERUNG AG	.0	0		0	0	543	543	0	0	0	0	0	0	6	.0	.0
AA-3160102	RIVERVIEW INSURANCE CO LTD	.0	0		1,226	1,667	0	0	1,667	2,000	1,949	51	51	0	6	.3	.0
98-1291066	ROOSEVELT INSURANCE COMPANY, LTD	.0	0		0	2,461	2,295	2,336	2,420	2,904	2,461	443	0	443	6	.0	.62
AA-1370026	ROQUETTE RE S.A.	.0	0		3	.3	752	755	0	0	0	0	0	0	6	.0	.0
11-3723330	ROYAL & SUN ALLIANCE GLOBAL	.0	0		0	30	24	24	30	36	30	6	0	6	6	.0	.1
AA-5420022	SAMSUNG FIRE & MARINE INS CO LTD	.0	0		26,000	26,032	0	0	26,032	31,238	4,220	27,018	26,000	1,018	1	936	.37
AA-1440021	SANDVIK FORSAKRINGS AB	.0	0		2	888	93	93	888	1,066	886	180	2	178	6	.0	.25
AA-3191114	SATURN INSURANCE COMPANY LTD	.0	1,490	0035	0	16	0	3	13	15	0	15	0	0	6	.1	.0
AA-1460125	SCHWEIZERISCHE MOBILIAR VERSICHERUNGSGES	.0	0		0	77	0	5	72	87	86	1	0	1	6	.0	.0
AA-1320031	SCOR GLOBAL P&C SE	.0	0		0	15	357	357	15	18	15	3	0	3	6	.0	.0
AA-1320275	SCOR VIE	.0	0		0	(24)	0	0	0	0	0	0	0	0	6	.0	.0
AA-1370038	SERECO RE S.A.	.0	0		0	687	3,935	3,943	679	815	687	128	0	128	6	.0	.18
AA-3770410	SEVEN MILE BEACH INS CO LTD	.0	0		0	0	939	939	0	0	0	0	0	0	6	.0	.0
AA-5760059	SIRE INSURANCE PTE LTD	.0	0		0	0	1	1	0	0	0	0	0	0	6	.0	.0
AA-1444103	SKF REINSURANCE COMPANY LTD.	.0	0		0	(30)	0	0	0	0	0	0	0	0	6	.0	.0
AA-3194212	SOBRAL LIMITED	.0	0		0	91	0	0	91	109	109	0	0	0	6	.0	.0
AA-1370058	SOCIETE LUXEMBOURGEOISE DE REASSURANCES	.0	0		0	0	558	558	0	0	0	0	0	0	6	.0	.0
AA-1370031	SOLVAY HORTENSIA S.A.	.0	0		14,728	17,524	0	0	17,524	21,029	9,799	11,230	11,230	0	6	.561	.0

ANNUAL STATEMENT FOR THE YEAR 2021 OF THE FACTORY MUTUAL INSURANCE COMPANY

SCHEDULE F - PART 3 (Continued)

Ceded Reinsurance as of December 31, Current Year (\$000 Omitted)
(Credit Risk)

ID Number From Col. 1	Name of Reinsurer From Col. 3	Collateral				25 Total Funds Held, Payables & Collateral	26 Net Recoverable Net of Funds Held & Collateral	27 Applicable Sch. F Penalty (Col. 78)	Ceded Reinsurance Credit Risk								
		21 Multiple Beneficiary Trusts	22 Letters of Credit	23 Issuing or Confirming Bank Reference Number	24 Single Beneficiary Trusts & Other Allowable Collateral				28 Total Amount Recoverable from Reinsurers Less Penalty (Cols. 15-27)	29 Stressed Recoverable (Col. 28 * 120%)	30 Reinsurance Payable & Funds Held (Cols. 17+18+20; but not in excess of Col. 29)	31 Stressed Net Recoverable (Cols. 29-30)	32 Total Collateral (Cols. 21+22 + 24, not in Excess of Col. 31)	33 Stressed Net Recoverable Net of Collateral Offsets (Cols. 31-32)	34 Reinsurer Designation Equivalent	35 Credit Risk on Collateralized Recoverables (Col. 32 * Factor Applicable to Reinsurer Designation Equivalent in Col. 34)	36 Credit Risk on Un-collateralized Recoverables (Col. 33 * Factor Applicable to Reinsurer Designation Equivalent in Col. 34)
AA-1374103	SOMALRE SOCIETE DE REASSURANCE SOMMER AL	.0	0		0	.516	.619	.732	.403	.484	.484	.0	.0	.0	6.	.0	.0
AA-5760056	SOMPO INS SINGAPORE PTE LTD	.0	0		0	.0	.125	.125	.0	.0	.0	.0	.0	.0	6.	.0	.0
AA-1121576	SOMPO JAPAN INS CO of EUROPE LTD	.0	0		0	.19	.85	.85	.19	.23	.19	.4	.4	.0	6.	.0	.1
AA-5780018	SOMPO JAPAN NIPPONKOA	.0	0		0	.0	.0	.0	.0	.0	.0	.0	.0	.0	6.	.0	.0
AA-1420110	SPAREBANK 1 SKADEFORSIKRING AKTISESKAB	.0	0		0	.71	.5	.5	.154	.185	.71	.114	.0	.114	6.	.0	.16
AA-3191177	SPEAR INSURANCE COMPANY LIMITED	.0	0		0	.0	.1	.1	.0	.0	.0	.0	.0	.0	6.	.0	.0
AA-1780062	SQUARDRON	.0	0		0	.0	.613	.613	.0	.0	.0	.0	.0	.0	6.	.0	.0
AA-1370036	ST LOUIS RE S.A.	.0	0		0	.1	.0	.0	.1	.1	.0	.0	.0	.0	6.	.0	.0
AA-1810009	STARR EUROPE INS LTD	.0	0		0	.2	.154	.154	.2	.2	.0	.0	.0	.0	3.	.0	.0
AA-1370043	SUEZ RE S.A.	.0	0		0	.41	5,279	5,279	.41	.49	.41	.8	.0	.8	6.	.0	.1
AA-3192080	SUFFOLK INSURANCE LTD	.0	0		0	.0	2,090	2,090	.0	.0	.0	.0	.0	.0	6.	.0	.0
AA-1121395	SUMITOMO MARINE & FIRE INS CO (EUROPE) L	.0	0		0	.86	.0	.0	.86	.103	.103	.0	.0	.0	6.	.0	.0
AA-1121397	SUN ALLIANCE AND LONDON INS PLC	.0	0		0	.0	2,093	2,093	.0	.0	.0	.0	.0	.0	6.	.0	.0
AA-1460021	SWISS RE CORPORATE SOLUTIONS L	.0	0		0	.0	.0	.0	.0	.0	.0	.0	.0	.0	2.	.0	.0
AA-1280003	SWISS RE DENMARK	.0	1,509	.0036	0	1,509	.0	.0	3,432	4,118	5	4,113	1,509	2,604	6.	.75	.365
AA-1370021	SWISS RE EUROPE S.A.	.0	0		0	.328	.0	.0	.328	.394	.394	.0	.0	.0	2.	.0	.0
AA-1360240	SWISS RE ITALIA S P A	.0	.552	.0037	0	.552	.0	.0	1,242	1,490	.0	1,490	.552	.938	6.	.28	.131
AA-1460146	SWISS REINSURANCE CO.	.0	.61	.0038	0	.0	.0	.0	.0	.0	.0	.0	.0	.0	2.	.0	.0
AA-1121400	SWISS REINSURANCE COMPANY (UK) LTD	.0	0		0	.501	.0	.0	.501	.601	.601	.0	.0	.0	6.	.0	.0
AA-3191220	TELLURIDE INSURANCE LTD	.0	0		0	4,754	4,784	.285	4,784	5,741	.30	5,711	4,754	.957	6.	.238	.134
AA-3190305	THE GROVE INSURANCE COMPANY LIMITED	.0	0		0	.22	.166	.166	.22	.26	.22	.4	.0	.4	6.	.0	.1
98-1404041	THERMO FISHER SCIENTIFIC RE	.0	0		0	.96	1,079	1,079	.96	.115	.96	.19	.0	.19	6.	.0	.3
98-0227129	THERMO RE, LTD.	.0	0		0	.0	.2	.2	.0	.0	.0	.0	.0	.0	6.	.0	.0
AA-1580100	TOKIO MARINE & NICHIDO FIRE INS CO LTD	.0	0		0	.690	.0	.0	.690	.828	.828	.0	.0	.0	1.	.0	.0
AA-2730049	TOKIO MARINE COMPANIA DE SEGR	.0	0		0	.0	.0	.0	.0	.0	.0	.0	.0	.0	6.	.0	.0
AA-3160151	TORINO RE LIMITED	.0	0		0	5,158	5,158	16,040	5,158	6,190	.0	6,190	5,158	1,032	6.	.258	.144
AA-3190187	TRAFFORD PARK INS	.0	0		0	.0	.12	.12	.0	.0	.0	.0	.0	.0	6.	.0	.0
AA-1120077	TRANSFERCOM LIMITED	.0	1,311	.0040	0	1,280	.0	.0	2,944	3,533	.0	3,533	1,311	2,222	6.	.66	.311
AA-1440043	TRYGG HANSA INS CO LTD	.0	.484	.0041	0	.484	.0	.0	1,097	1,316	.0	1,316	.484	.832	6.	.24	.117
AA-3771000	UNITED INSURANCE CO	.0	0		0	.0	.9	.9	.0	.0	.0	.0	.0	.0	6.	.0	.0
AA-3190186	WHITE ROCK INS (SAC) LTD	.0	1,500	.0042	0	.1	.0	.0	.1	.1	.0	.1	.1	.0	6.	.0	.0
AA-3190231	WINGFOOT INS CO LTD	.0	0		0	16,391	16,095	.931	16,095	19,314	(.296)	19,610	16,391	3,219	6.	.820	.451
AA-3191315	XL BERMUDA LTD	.0	0		0	.0	.48	.48	.0	.0	.0	.0	.0	.0	2.	.0	.0
AA-1121547	XL INSURANCE COMPANY LTD	.0	0		0	(.16)	.26	.10	.0	.0	(.16)	.16	.0	.16	2.	.0	.1
AA-1460020	XL INSURANCE COMPANY SE	.0	0		0	(.77)	.117	.40	.0	.0	(.77)	.77	.0	.77	2.	.0	.3
00-0000000	XL INSURANCE COMPANY SE	.0	0		0	.0	.0	.0	.0	.0	.0	.0	.0	.0	6.	.0	.0
AA-1780072	XL RE EUROPE PLC	.0	0		0	(.30)	.30	.0	.0	.0	(.30)	.30	.0	.30	2.	.0	.1
AA-1460190	ZURICH INS CO LTD	.0	.74	.0044	0	.19	.0	.1	.18	.22	.22	.0	.0	.0	2.	.0	.0
AA-1120018	ZURICH INS PLC	.0	0		0	.98	.0	.8	.90	.108	.108	.0	.0	.0	6.	.0	.0
AA-1560999	ZURICH INSURANCE COMPANY	.0	0		0	.0	.0	.0	.0	.0	.0	.0	.0	.0	6.	.0	.0
AA-1120001	ZURICH SPECIALTIES LONDON LTD	.0	0		0	.0	.0	.0	.0	.0	.0	.0	.0	.0	6.	.0	.0
AA-1340017	ZURICH VERSICHERUNG AG	.0	0		0	.0	.0	.0	.0	.0	.0	.0	.0	.0	6.	.0	.0
2699999	Total Unauthorized - Other Non-U.S. Insurers	0	293,614	XXX	169,489	427,231	112,157	111,929	441,439	529,726	119,102	410,624	327,895	82,729	XXX	14,268	5,616

ANNUAL STATEMENT FOR THE YEAR 2021 OF THE FACTORY MUTUAL INSURANCE COMPANY

SCHEDULE F - PART 3 (Continued)

Ceded Reinsurance as of December 31, Current Year (\$000 Omitted)
(Credit Risk)

ID Number From Col. 1	Name of Reinsurer From Col. 3	Collateral				25 Total Funds Held, Payables & Collateral	26 Net Recoverable Net of Funds Held & Collateral	27 Applicable Sch. F Penalty (Col. 78)	Ceded Reinsurance Credit Risk								
		21 Multiple Beneficiary Trusts	22 Letters of Credit	23 Issuing or Confirming Bank Reference Number	24 Single Beneficiary Trusts & Other Allowable Collateral				28 Total Amount Recoverable from Reinsurers Less Penalty (Cols. 15-27)	29 Stressed Recoverable (Col. 28 * 120%)	30 Reinsurance Payable & Funds Held (Cols. 17+18+20; but not in excess of Col. 29)	31 Stressed Net Recoverable (Cols. 29-30)	32 Total Collateral (Cols. 21+22 + 24, not in Excess of Col. 31)	33 Stressed Net Recoverable Net of Collateral Offsets (Cols. 31-32)	34 Reinsurer Designation Equivalent	35 Credit Risk on Collateralized Recoverables (Col. 32 * Factor Applicable to Reinsurer Designation Equivalent in Col. 34)	36 Credit Risk on Un-collateralized Recoverables (Col. 33 * Factor Applicable to Reinsurer Designation Equivalent in Col. 34)
2899999. Total Unauthorized Excluding Protected Cells (Sum of 2299999, 2399999, 2499999, 2599999 and 2699999)		0	295,614	XXX	353,366	757,508	353,050	350,503	774,049	928,859	319,431	609,429	468,791	140,638	XXX	21,313	13,723
3299999. Total Certified - Affiliates - U.S. Non-Pool		0	0	XXX	0	0	0	0	XXX	XXX	XXX	XXX	XXX	XXX	XXX	XXX	XXX
3599999. Total Certified - Affiliates - Other (Non-U.S.)		0	0	XXX	0	0	0	0	0	0	0	0	0	0	XXX	0	0
3699999. Total Certified - Affiliates		0	0	XXX	0	0	0	0	0	0	0	0	0	0	XXX	0	0
CR-3194126 ... ARCH REINSURANCE LTD.		0	2,802	0045	0	7,289	23,530	12,314	18,505	22,206	4,487	17,719	2,802	14,917	2	115	612
CR-1320152 ... CHUBB EUROPEAN GROUP		0	0	0	0	0	72	72	0	0	0	0	0	0	1	0	0
CR-3194130 ... ENDURANCE SPECIALTY INSURANCE CO		0	0	0	0	0	0	0	0	0	0	0	0	0	2	0	0
CR-1340125 ... HANNOVER RUCK SE	15,049	0	1,833	0046	0	33,270	134,049	0	167,319	200,783	16,388	184,395	16,882	167,513	2	692	6,868
CR-1460146 ... SWISS REINSURANCE CO.	0	0	0	0	0	24,391	79,940	29,628	74,703	89,644	18,810	70,834	5,581	65,253	2	229	2,675
CR-1120159 ... TRANSRE LONDON LIMITED	0	0	0	0	0	25	7	7	25	30	25	5	0	5	2	0	0
4099999. Total Certified - Other Non-U.S. Insurers	15,049	0	4,635	XXX	5,581	64,975	237,598	42,021	260,552	312,663	39,710	272,953	25,265	247,688	XXX	1,036	10,155
4299999. Total Certified Excluding Protected Cells (Sum of 3699999, 3799999, 3899999, 3999999 and 4099999)	15,049	0	4,635	XXX	5,581	64,975	237,598	42,021	260,552	312,663	39,710	272,953	25,265	247,688	XXX	1,036	10,155
4699999. Total Reciprocal Jurisdiction - Affiliates - U.S. Non-Pool	0	0	0	XXX	0	0	0	0	XXX	XXX	XXX	XXX	XXX	XXX	XXX	XXX	XXX
4999999. Total Reciprocal Jurisdiction - Affiliates - Other (Non-U.S.)	0	0	0	XXX	0	0	0	0	0	0	0	0	0	0	XXX	0	0
5099999. Total Reciprocal Jurisdiction - Affiliates	0	0	0	XXX	0	0	0	0	0	0	0	0	0	0	XXX	0	0
5699999. Total Reciprocal Jurisdiction Excluding Protected Cells (Sum of 5099999, 5199999, 5299999, 5399999 and 5499999)	0	0	0	XXX	0	0	0	0	0	0	0	0	0	0	XXX	0	0
5799999. Total Authorized, Unauthorized, Reciprocal Jurisdiction and Certified Excluding Protected Cells (Sum of 1499999, 2899999, 4299999 and 5699999)	15,049	0	325,514	XXX	360,504	1,080,012	2,105,544	439,081	2,710,179	3,252,215	580,305	2,671,910	514,532	2,157,378	XXX	23,360	124,139
5899999. Total Protected Cells (Sum of 1399999, 2799999, 4199999 and 5599999)	0	0	0	XXX	0	0	0	0	XXX	XXX	XXX	XXX	XXX	XXX	XXX	XXX	XXX
9999999 Totals	15,049	0	325,514	XXX	360,504	1,080,012	2,105,544	439,081	2,710,179	3,252,215	580,305	2,671,910	514,532	2,157,378	XXX	23,360	124,139

23.10

ANNUAL STATEMENT FOR THE YEAR 2021 OF THE FACTORY MUTUAL INSURANCE COMPANY

SCHEDULE F - PART 3 (Continued)

Ceded Reinsurance as of December 31, Current Year (\$000 Omitted)
(Aging of Ceded Reinsurance)

ID Number From Col. 1	Name of Reinsurer From Col. 3	Reinsurance Recoverable on Paid Losses and Paid Loss Adjustment Expenses						43 Total Due Cols. 37+42 (In total should equal Cols. 7+8)	44 Total Recoverable on Paid Losses & LAE Amounts in Dispute Included in Col. 43	45 Recoverable on Paid Losses & LAE Over 90 Days Past Due Amounts in Dispute Included in Cols. 40 & 41	46 Total Recoverable on Paid Losses & LAE Amounts Not in Dispute (Cols 43-44)	47 Recoverable on Paid Losses & LAE Over 90 Days Past Due Amounts Not in Dispute (Cols. 40 + 41 - 45)	48 Amounts Received Prior 90 Days	49 Percentage Overdue Col. 42/Col. 43	50 Percentage of Amounts More Than 90 Days Overdue Not in Dispute (Col. 47/(Cols. 46+48))	51 Percentage More Than 120 Days Overdue (Col. 41/ Col. 43)	52 Is the Amount in Col. 50 Less Than 20%? (Yes or No)	53 Amounts in Col. 47 for Reinsurers with Values Less Than 20% in Col. 50
		37	Overdue				42 Total Overdue Cols. 38+39 +40+41											
		Current	38 1 - 29 Days	39 30 - 90 Days	40 91 - 120 Days	41 Over 120 Days												
05-0284861	APPALACHIAN INSURANCE COMPANY	20,242	0	0	0	0	20,242	0	0	20,242	0	0	0.0	0.0	0.0	YES	0	
05-0254496	AFFILIATED FM INSURANCE COMPANY	25,701	0	0	0	0	25,701	0	0	25,701	0	0	0.0	0.0	0.0	YES	0	
0199999	Total Authorized - Affiliates - U.S. Intercompany Pooling	45,943	0	0	0	0	45,943	0	0	45,943	0	0	0.0	0.0	0.0	XXX	0	
05-0254496	AFFILIATED FM INSURANCE COMPANY	5,575	0	0	0	0	5,575	0	0	5,575	0	0	0.0	0.0	0.0	YES	0	
0399999	Total Authorized - Affiliates - U.S. Non-Pool - Other	5,575	0	0	0	0	5,575	0	0	5,575	0	0	0.0	0.0	0.0	XXX	0	
0499999	Total Authorized - Affiliates - U.S. Non-Pool	5,575	0	0	0	0	5,575	0	0	5,575	0	0	0.0	0.0	0.0	XXX	0	
0799999	Total Authorized - Affiliates - Other (Non-U.S.)	0	0	0	0	0	0	0	0	0	0	0	0.0	0.0	0.0	XXX	0	
0899999	Total Authorized - Affiliates	51,518	0	0	0	0	51,518	0	0	51,518	0	0	0.0	0.0	0.0	XXX	0	
95-2371728	ACE AMERICAN INSURANCE COMPANY	812	2	265	1	3,354	3,622	4,434	0	4,434	3,355	0	81.7	75.7	75.6	NO	0	
06-0237820	ACE PROPERTY & CASUALTY INS CO	4	0	0	0	0	4	0	0	4	0	244	0.0	0.0	0.0	YES	0	
95-3187355	ALLIANZ GLOBAL RISKS US INSURANCE COMPAN	350	0	4	2	6	362	0	0	362	8	0	3.3	2.2	1.7	YES	8	
06-1182357	ALLIED WORLD INS CO	2	0	1	0	118	119	121	0	121	118	0	98.3	97.5	97.5	NO	0	
36-2661954	AMERICAN AGRICULTURAL INSURANCE COMPANY	110	0	(31)	0	0	(31)	79	0	79	0	19	(39.2)	0.0	0.0	YES	0	
59-0593886	AMERICAN BANKERS INS CO OF FLA	123	0	0	0	(13)	(13)	110	0	110	0	86	(11.8)	0.0	(11.8)	YES	0	
25-1118523	AMERICAN GENERAL LIFE INS CO OF DELAWARE	18	3	3	0	0	6	24	0	24	0	0	25.0	0.0	0.0	YES	0	
13-5124990	AMERICAN HOME ASSURANCE COMPANY	0	0	0	0	0	0	0	0	0	0	0	0.0	0.0	0.0	YES	0	
38-0829210	AMERISURE MUTUAL INSURANCE COMPANY	19	0	1	0	0	1	20	0	20	0	4	5.0	0.0	0.0	YES	0	
13-3023897	ANEX SYNDICATE INC.	18	3	3	0	0	6	24	0	24	0	0	25.0	0.0	0.0	YES	0	
43-0990710	ARCH INSURANCE COMPANY	0	0	0	0	39	39	39	0	39	39	0	100.0	100.0	100.0	NO	0	
06-1430254	ARCH REINSURANCE COMPANY	0	0	0	0	0	0	0	0	0	0	0	0.0	0.0	0.0	YES	0	
13-5358230	ARROWOOD INDEMNITY CO	29	7	6	0	0	13	42	0	42	0	31	31.0	0.0	0.0	YES	0	
75-2344200	ASPEN AMERICA INS CO	0	0	0	0	0	0	0	0	0	0	0	0.0	0.0	0.0	YES	0	
13-2963258	AVIVA INS CO OF CN	0	0	0	0	0	0	0	0	0	0	2	0.0	0.0	0.0	YES	0	
51-0434766	AXIS REINSURANCE COMPANY	10	0	0	0	0	0	10	0	10	0	0	0.0	0.0	0.0	YES	0	
47-0574325	BERKLEY INSURANCE COMPANY	1,367	0	0	0	0	0	1,367	0	0	0	542	0.0	0.0	0.0	YES	0	
63-0202590	BERKSHIRE HATHAWAY SPECIALTY INSURANCE	0	0	0	0	0	0	0	0	0	0	0	0.0	0.0	0.0	YES	0	
31-0542366	CINCINNATI INSURANCE CO.	0	0	0	0	0	0	0	0	0	0	0	0.0	0.0	0.0	YES	0	
13-5010440	CONTINENTAL INSURANCE COMPANY	0	0	0	0	0	0	0	0	0	0	0	0.0	0.0	0.0	YES	0	
37-0807507	COUNTRY MUTUAL INSURANCE COMPANY	17	0	0	0	0	0	17	0	17	0	2	0.0	0.0	0.0	YES	0	
38-2145898	DORINCO REINSURANCE COMPANY	4	0	0	0	0	0	4	0	4	0	6	0.0	0.0	0.0	YES	0	
39-0264050	EMPLOYERS INSURANCE OF WAUSAU	0	0	0	0	0	0	0	0	0	0	0	0.0	0.0	0.0	YES	0	
42-0234980	EMPLOYERS MUTUAL CASUALTY COMPANY	44	0	0	0	0	0	44	0	44	0	19	0.0	0.0	0.0	YES	0	
35-2293075	ENDURANCE ASSURANCE CORP	410	0	0	0	20	20	430	0	430	20	(322)	4.7	18.5	4.7	YES	20	
22-2005057	EVEREST REINSURANCE COMPANY	8,171	0	(1)	1	0	0	8,171	0	8,171	1	3,262	0.0	0.0	0.0	YES	1	
15-0302550	EXCELSIOR INSURANCE CO	7	5	0	0	0	5	12	0	12	0	16	41.7	0.0	0.0	YES	0	
13-2673100	GENERAL REINSURANCE CORPORATION	19,784	0	(2)	2	42	42	19,826	0	19,826	44	10,383	0.2	0.1	0.2	YES	44	
13-3029255	GENERAL SECURITY NATIONAL INSURANCE COMP	19	0	0	0	(1)	(1)	18	0	18	0	80	(5.6)	0.0	(5.6)	YES	0	
13-1958482	GENERAL STAR NATIONAL INS. CO.	141	2	0	0	6	8	149	6	143	0	179	5.4	0.0	4.0	YES	0	
13-5617450	GENERALI US BRANCH	4	0	0	0	0	0	4	0	4	0	4	0.0	0.0	0.0	YES	0	
31-0501234	GREAT AMERICAN INSURANCE COMPANY	1	0	0	0	0	0	1	0	1	0	0	0.0	0.0	0.0	YES	0	
06-0383750	HARTFORD FIRE INSURANCE COMPANY	0	0	0	0	0	0	0	0	0	0	0	0.0	0.0	0.0	YES	0	
30-0409219	HDI GLOBAL INSURANCE COMPANY	0	0	0	0	0	0	0	0	0	0	0	0.0	0.0	0.0	YES	0	

ANNUAL STATEMENT FOR THE YEAR 2021 OF THE FACTORY MUTUAL INSURANCE COMPANY

SCHEDULE F - PART 3 (Continued)

Ceded Reinsurance as of December 31, Current Year (\$000 Omitted)
(Aging of Ceded Reinsurance)

ID Number From Col. 1	Name of Reinsurer From Col. 3	Reinsurance Recoverable on Paid Losses and Paid Loss Adjustment Expenses							44 Total Recoverable on Paid Losses & LAE Amounts in Dispute Included in Col. 43	45 Recoverable on Paid Losses & LAE Over 90 Days Past Due Amounts Included in Cols. 40 & 41	46 Total Recoverable on Paid Losses & LAE Amounts Not in Dispute (Cols 43-44)	47 Recoverable on Paid Losses & LAE Over 90 Days Past Due Amounts Not in Dispute (Cols. 40 + 41 - 45)	48 Amounts Received Prior 90 Days	49 Percentage Overdue Col. 42/Col. 43	50 Percentage of Amounts More Than 90 Days Overdue Not in Dispute (Col. 47/(Cols. 46+48))	51 Percentage More Than 120 Days Overdue (Col. 41/ Col. 43)	52 Is the Amount in Col. 50 Less Than 20%? (Yes or No)	53 Amounts in Col. 47 for Reinsurers with Values Less Than 20% in Col. 50
		37 Current	38 Overdue				42 Total Overdue Cols. 38+39 +40+41	43 Total Due Cols. 37+42 (In total should equal Cols. 7+8)										
			38 1 - 29 Days	39 30 - 90 Days	40 91 - 120 Days	41 Over 120 Days												
74-2195939	HOUSTON CASUALTY CO.	.0	.0	.0	.0	.3	.3	.3	.0	.3	.3	.0	.0	100.0	100.0	100.0	NO	.0
23-0723970	INSURANCE COMPANY OF NORTH AMERICA	.0	20	.0	.0	498	518	518	.0	.0	518	498	.0	100.0	96.1	96.1	NO	.0
13-3046844	INTERNATIONAL AMERICAN SYNDICATE	.8	.1	.1	.0	.0	.2	.10	.0	.0	.10	.0	.0	20.0	.0	.0	YES	.0
34-1699321	IRONWOOD INSURANCE COMPANY	.0	.0	.0	.0	.0	.0	.0	.0	.0	.0	.0	.0	0.0	.0	.0	YES	.0
30-0875959	LAMORAK INS CO	.0	.0	.0	.0	.0	.0	.0	.0	.0	.0	.0	.0	0.0	.0	.0	YES	.0
25-1149494	LEXINGTON INS CO	.0	.0	.0	.0	(79)	(79)	(79)	.0	.0	(79)	.0	.0	100.0	.0	100.0	YES	.0
04-1543470	LIBERTY MUTUAL INSURANCE COMPANY	300	.0	2	1	117	420	420	.0	.0	420	118	2	28.6	28.0	27.9	NO	.0
36-3347420	MAPFRE INSURANCE CO	.0	.0	.0	.0	48	48	48	.0	.0	48	48	.0	100.0	100.0	100.0	NO	.0
22-3818012	MITSU SUMITOMO INS CO	.0	.0	.0	.0	.0	.0	.0	.0	.0	.0	.0	.0	0.0	.0	.0	YES	.0
13-3467153	MITSU SUMITOMO INSURANCE USA INC.	.0	.0	.0	.0	.0	.0	.0	.0	.0	.0	.0	.0	0.0	.0	.0	YES	.0
13-4924125	MUNICH REINSURANCE AMERICA INC.	.0	.0	.0	.0	22	22	22	.0	.0	22	22	.0	100.0	100.0	100.0	NO	.0
38-0865250	NATIONAL CASUALTY COMPANY	15	.0	.0	.0	.0	.15	.15	.0	.0	.15	.13	.0	0.0	.0	.0	YES	.0
47-0355979	NATIONAL INDEMNITY COMPANY	.0	.0	.0	.0	176	176	176	.0	.0	176	176	.0	100.0	100.0	100.0	NO	.0
36-2403971	NATIONAL LIABILITY & FIRE	.0	.0	.0	.0	.0	.0	.0	.0	.0	.0	.0	.0	0.0	.0	.0	YES	.0
25-0687550	NATIONAL UNION FIRE INS CO OF PITTSBURGH	2,500	.0	102	1	48	151	2,651	.0	.0	2,651	49	.0	5.7	1.8	1.8	YES	49
31-4177110	NATIONWIDE MUTUAL FIRE INSURANCE COMPANY	10	.0	.0	.0	(61)	(61)	(51)	.0	.0	(51)	.0	.0	119.6	.0	119.6	YES	.0
31-4177100	NATIONWIDE MUTUAL INSURANCE COMPANY	1,588	.0	.0	.0	61	61	1,649	.0	.0	1,649	61	303	3.7	3.1	3.7	YES	61
47-0698507	ODYSSEY REINSURANCE CO	.42	.0	.0	.0	.0	.0	.42	.0	.0	.42	.0	.45	0.0	.0	.0	YES	.0
13-3031176	PARTNER REINS CO OF THE US	.0	.0	.0	.0	.0	.0	.0	.0	.0	.0	.0	.0	0.0	.0	.0	YES	.0
13-3531373	PARTNERRE INSURANCE CO. OF NY	.0	.0	.0	.0	.0	.0	.0	.0	.0	.0	.0	.0	0.0	.0	.0	YES	.0
13-2919779	PEERLESS INDEMNITY INSURANCE COMPANY	162	19	1	.0	.0	20	182	.0	.0	182	.0	158	11.0	.0	.0	YES	.0
23-1642962	PENNSYLVANIA MANUFACTURERS ASSOC INS	141	29	1	.0	.0	30	171	.0	.0	171	.0	136	17.5	.0	.0	YES	.0
22-3410482	PRINCETON EXCESS AND SURPLUS LINES INS C	.0	.0	.0	.0	.0	.0	.0	.0	.0	.0	.0	.0	0.0	.0	.0	YES	.0
13-1188550	PUBLIC SERVICE MUTUAL INSURANCE COMPANY	.0	.0	.0	.0	.0	.0	.0	.0	.0	.0	.0	.0	0.0	.0	.0	YES	.0
23-1641984	QBE REINSURANCE CORP	2,441	.0	.0	.0	.0	.0	2,441	.0	.0	2,441	.0	1,106	0.0	.0	.0	YES	.0
23-0580680	RELIANCE INSURANCE CO	(49)	.0	.0	.0	.0	.0	(49)	.0	.0	(49)	.0	177	0.0	.0	.0	YES	.0
52-1952955	RENAISSANCE REINS US INC	.0	.0	.0	.0	.0	.0	.0	.0	.0	.0	.0	2	0.0	.0	.0	YES	.0
86-0274508	REPWEST INSURANCE CO	.0	1	99	.0	549	649	649	.0	.0	649	549	.0	100.0	84.6	84.6	NO	.0
37-0915434	RLI INSURANCE COMPANY	.8	.0	.0	.0	.0	.0	.8	.0	.0	.8	.0	1	0.0	.0	.0	YES	.0
16-0366830	RSUII INDEMNITY	.0	.0	.0	.0	.0	.0	.0	.0	.0	.0	.0	.0	0.0	.0	.0	YES	.0
75-1444207	SCOR REINSURANCE COMPANY	4,430	.0	2,647	1	486	3,134	7,564	.0	.0	7,564	487	2,673	41.4	4.8	6.4	YES	487
39-0333950	SENTRY INSURANCE A MUTUAL COMPANY	65	4	.0	.0	.0	4	69	.0	.0	69	.0	.0	5.8	.0	.0	YES	.0
13-2997499	SIRIUSPOINT AMERICA INSURANCE CO	.2	.0	.0	.0	.0	.0	.2	.0	.0	.2	.0	20	0.0	.0	.0	YES	.0
75-1670124	STARR IND & LIAB COMPANY	31	2,404	.0	.0	3	2,407	2,438	.0	.0	2,438	3	8	98.7	.0	.0	YES	3
81-4566522	STARR SPECIALTY INS CO	.0	.0	.0	.0	1	1	1	.0	.0	1	1	.0	100.0	100.0	100.0	NO	.0
52-0981481	STEADFAST INSURANCE COMPANY	.0	.0	.0	.0	.0	.0	.0	.0	.0	.0	.0	.0	0.0	.0	.0	YES	.0
13-1675535	SWISS REINSURANCE AMERICA CORPORATION	1,354	.0	31	251	390	672	2,026	.0	.0	2,026	641	309	33.2	27.5	19.3	NO	.0
13-6108722	TOKIO MARINE & NICHIDO FIRE INS CO LTD U	.0	.0	.0	.0	.0	.0	.0	.0	.0	.0	.0	.0	0.0	.0	.0	YES	.0
13-4032666	TOKIO MARINE AMERICA INS CO	.0	.0	.0	.0	5	5	5	.0	.0	5	5	.0	100.0	100.0	100.0	NO	.0
13-5616275	TRANSATLANTIC REINSURANCE COMPANY	254	.0	.0	.0	5	5	259	.0	.0	259	5	(24)	1.9	2.1	1.9	YES	5
06-0566050	TRAVELERS INDEMNITY COMPANY	101	2	1	.0	.0	3	104	.0	.0	104	.0	31	2.9	.0	.0	YES	.0
13-2953213	UNIONE ITALIANA REINSURANCE CO OF AMERIC	.0	.0	.0	.0	.0	.0	.5	.0	.0	.5	.0	20	0.0	.0	.0	YES	.0
48-0921045	WESTPORT INSURANCE CORPORATION	402	.0	.2	1	457	460	862	.0	.0	862	458	185	53.4	43.7	53.0	NO	.0
75-6017952	XL INSURANCE AMERICA INC.	130	1	70	.0	394	465	595	.0	.0	595	394	203	78.2	49.4	66.2	NO	.0
13-3787296	XL INSURANCE CO OF NEW YORK	.0	.0	.0	.0	1	1	1	.0	.0	1	1	.0	100.0	100.0	100.0	NO	.0

ANNUAL STATEMENT FOR THE YEAR 2021 OF THE FACTORY MUTUAL INSURANCE COMPANY

SCHEDULE F - PART 3 (Continued)

Ceded Reinsurance as of December 31, Current Year (\$000 Omitted)

(Aging of Ceded Reinsurance)

ID Number From Col. 1	Name of Reinsurer From Col. 3	Reinsurance Recoverable on Paid Losses and Paid Loss Adjustment Expenses						43 Total Due Cols. 37+42 (In total should equal Cols. 7+8)	44 Total Recoverable on Paid Losses & LAE Amounts in Dispute Included in Col. 43	45 Recoverable on Paid Losses & LAE Over 90 Days Past Due Amounts in Dispute Included in Cols. 40 & 41	46 Total Recoverable on Paid Losses & LAE Amounts Not in Dispute (Cols 43-44)	47 Recoverable on Paid Losses & LAE Over 90 Days Past Due Amounts Not in Dispute (Cols. 40 + 41 - 45)	48 Amounts Received Prior 90 Days	49 Percentage Overdue Col. 42/Col. 43	50 Percentage of Amounts More Than 90 Days Overdue Not in Dispute (Col. 47/(Cols. 46+48))	51 Percentage More Than 120 Days Overdue (Col. 41/ Col. 43)	52 Is the Amount in Col. 50 Less Than 20%? (Yes or No)	53 Amounts in Col. 47 for Reinsurers with Values Less Than 20% in Col. 50
		37	Overdue				42 Total Overdue Cols. 38+39 +40+41											
		Current	38 1 - 29 Days	39 30 - 90 Days	40 91 - 120 Days	41 Over 120 Days												
13-1290712	XL REINSURANCE AMERICA INC.	4,012	.0	.0	.0	(1)	(1)	4,011	.0	.0	4,011	.0	1,515	.0	.0	.0	YES	.0
85-0277191	XL SPECIALTY INSURANCE COMPANY (CANADA)	.0	.0	.0	.0	.0	.0	.0	.0	.0	.0	.0	.0	.0	.0	.0	YES	.0
36-4233459	ZURICH AMERICAN INSURANCE COMPANY	.0	.0	.0	.0	.59	.59	.59	.0	.0	.59	.59	.0	100.0	100.0	100.0	NO	.0
36-2781080	ZURICH AMERICAN INSURANCE COMPANY OF ILL.	262	.1	.308	.1	.97	.407	.669	.0	.0	.669	.98	.4	60.8	14.6	14.5	YES	.98
0999999	Total Authorized - Other U.S. Unaffiliated Insurers	49,678	2,504	3,514	262	6,850	13,130	62,808	6	6	62,802	7,261	21,444	20.9	8.6	10.9	XXX	776
AA-9995081	AGENCY MANAGERS LTD	.25	.0	.0	.0	.0	.0	.25	.0	.0	.25	.0	.0	.0	.0	.0	YES	.0
AA-9995022	EXCESS AND CASUALTY REINSURANCE ASSOC.	.0	.0	.0	.0	.0	.0	.0	.0	.0	.0	.0	.0	.0	.0	.0	YES	.0
AA-9993217	MAIDEN LANE SYNDICATE INC.	.2	.1	.0	.0	.0	.1	.3	.0	.0	.3	.0	.0	33.3	.0	.0	YES	.0
AA-9995032	MUTUAL MARINE OFFICE, INCORPORATED	1,855	.0	.0	.0	.0	.0	1,855	.0	.0	1,855	.0	.0	.0	.0	.0	YES	.0
AA-9993225	SOUTH PLACE SYNDICATE	.2	.1	.0	.0	.0	.1	.3	.0	.0	.3	.0	.0	33.3	.0	.0	YES	.0
1199999	Total Authorized - Pools - Voluntary Pools	1,884	2	0	0	0	2	1,886	0	0	1,886	0	0	0.1	0.0	0.0	XXX	0
AA-1120810	ACE EUROPEAN GRP LTD	.0	.0	.0	.0	.0	.0	.0	.0	.0	.0	.0	.0	.0	.0	.0	YES	.0
AA-1580015	AIOI NISSAY DOWA INS CO LTD	.2	.1	.1	.0	.0	.2	.4	.0	.0	.4	.0	.1	50.0	.0	.0	YES	.0
AA-1344102	ALLIANZ GLOBAL CORPORATE & SPECIALTY AG	.1	(4)	(24)	.0	.55	.27	.28	.0	.0	.28	.55	.0	96.4	196.4	196.4	NO	.0
AA-1120053	ARCH INS UK LTD	.0	.0	.0	.0	.0	.0	.0	.0	.0	.0	.0	.0	.0	.0	.0	YES	.0
AA-3190932	ARGO RE LTD	.0	.0	.0	.0	.0	.0	.0	.0	.0	.0	.0	.31	.0	.0	.0	YES	.0
AA-3194168	ASPEN INSURANCE LIMITED	.0	.0	.0	.0	.0	.0	.0	.0	.0	.0	.86	.0	.0	.0	.0	YES	.0
AA-1120337	ASPEN INSURANCE UK LIMITED	10,506	.0	4,637	.1	.75	4,713	15,219	.0	.0	15,219	.76	147	31.0	.5	.5	YES	76
AA-1360015	ASSICURAZIONI GEN S P A	.0	.0	.0	.0	.30	.30	.30	.0	.0	.30	.30	.0	100.0	100.0	100.0	NO	.0
AA-3190004	ASSOCIATED ELECTRIC AND GAS INSURANCE SE	.0	.0	.0	.0	.3	.3	.3	.0	.0	.3	.3	.0	100.0	100.0	100.0	NO	.0
AA-1120660	AVIVA INSURANCE LIMITED	.0	.0	.0	.0	.0	.0	.0	.0	.0	.0	.0	.0	.0	.0	.0	YES	.0
AA-1784130	AXIS SPECIALTY EUROPE LTD.	.0	.0	.0	.0	.1	.1	.1	.0	.0	.1	.1	.0	100.0	100.0	100.0	NO	.0
AA-3194139	AXIS SPECIALTY LTD	1,339	.0	.0	.0	.0	.0	1,339	.0	.0	1,339	.0	565	.0	.0	.0	YES	.0
AA-1460025	BALOISE INS CO LTD (BASLER VERS GES AG)	.1	.2	.8	.0	.50	.60	.61	.0	.0	.61	.50	.0	98.4	82.0	82.0	NO	.0
AA-5280012	CENTRAL REINSURANCE CORPORATION	.7	.0	.0	.0	.0	.0	.7	.0	.0	.7	.0	.0	.0	.0	.0	YES	.0
AA-1320152	CHUBB EUROPEAN GROUP	.0	.0	.0	.0	.0	.0	.0	.0	.0	.0	.0	.0	.0	.0	.0	YES	.0
AA-1120191	CONVEX INSURANCE UK LTD	.0	.0	.0	.0	.0	.0	.0	.0	.0	.0	.0	.1	.0	.0	.0	YES	.0
AA-3194122	DAVINCI REINSURANCE LTD.	.0	.0	.0	.0	.0	.0	.0	.0	.0	.0	.0	.0	.0	.0	.0	YES	.0
AA-1120495	DOMINION INSURANCE COMPANY LIMITED	.0	.0	.0	.0	.0	.0	.0	.0	.0	.0	.0	.0	.0	.0	.0	YES	.0
AA-3194130	ENDURANCE SPECIALTY INS LTD	263	.0	.0	.0	.0	.0	263	.0	.0	263	.0	(30)	.0	.0	.0	YES	.0
AA-1124129	ENDURANCE WORLDWIDE INSURANCE LTD	.0	.0	.0	.0	.3	.3	.3	.0	.0	.3	.3	.0	100.0	100.0	100.0	NO	.0
AA-3191289	FIDELIS INSURANCE BERMUDA LIMITED	.0	.0	.0	.0	.0	.0	.0	.0	.0	.0	.0	.0	.0	.0	.0	YES	.0
AA-1340043	GREAT LAKES INS SE	.0	.0	.0	.0	.0	.0	.0	.0	.0	.0	.0	.0	.0	.0	.0	YES	.0
AA-1340125	HANNOVER RUCK SE	.94	.0	.0	.0	.0	.0	.94	.0	.0	.94	.0	.70	.0	.0	.0	YES	.0
AA-1490002	HELVETIA SCHWEIZERISCHE	.0	.0	.0	.0	.0	.0	.0	.0	.0	.0	.0	.0	.0	.0	.0	YES	.0
AA-1460080	HELVETIA SWISS	351	.0	.85	.0	.358	.443	.794	.0	.0	.794	.358	.0	55.8	45.1	45.1	NO	.0
AA-2230425	I.R.B., IST. DE RESS DO BRAZIL	.0	.0	.0	.0	.0	.0	.0	.0	.0	.0	.0	.2	.0	.0	.0	YES	.0
AA-1340041	INTERNATIONAL INSURANCE COMPANY OF HANNO	.0	.0	.0	.0	.0	.0	.0	.0	.0	.0	.0	.0	.0	.0	.0	YES	.0
AA-3190871	LANCASHIRE INSURANCE COMPANY LIMITED	.0	.0	.0	.0	.0	.0	.0	.0	.0	.0	.0	.0	.0	.0	.0	YES	.0
AA-1569530	LAURENTIAN GENERAL INSURANCE COMPANY INC	.2	.0	.0	.0	.0	.0	.2	.0	.0	.2	.0	.3	.0	.0	.0	YES	.0
AA-1370048	LIBERTY MUTUAL INSURANCE	.0	.0	.0	.0	(.377)	(.377)	(.377)	.0	.0	(.377)	.0	.0	100.0	.0	100.0	YES	.0
AA-3190917	LIBERTY SPECIALTY MARKETS BERMUDA LTD	.0	.0	.0	.0	.0	.0	.0	.0	.0	.0	.0	.0	.0	.0	.0	YES	.0
AA-1126033	LLOYDS - SYNDICATE # 0033	.80	.0	.0	.15	.58	.73	153	.0	.0	153	.73	.47	47.7	36.5	37.9	NO	.0

ANNUAL STATEMENT FOR THE YEAR 2021 OF THE FACTORY MUTUAL INSURANCE COMPANY

SCHEDULE F - PART 3 (Continued)

Ceded Reinsurance as of December 31, Current Year (\$000 Omitted)

(Aging of Ceded Reinsurance)

ID Number From Col. 1	Name of Reinsurer From Col. 3	Reinsurance Recoverable on Paid Losses and Paid Loss Adjustment Expenses						43 Total Due Cols. 37+42 (In total should equal Cols. 7+8)	44 Total Recoverable on Paid Losses & LAE Amounts in Dispute Included in Col. 43	45 Recoverable on Paid Losses & LAE Over 90 Days Past Due Amounts Included in Cols. 40 & 41	46 Total Recoverable on Paid Losses & LAE Amounts Not in Dispute (Cols 43-44)	47 Recoverable on Paid Losses & LAE Over 90 Days Past Due Amounts Not in Dispute (Cols. 40 + 41 - 45)	48 Amounts Received Prior 90 Days	49 Percentage Overdue Col. 42/Col. 43	50 Percentage of Amounts More Than 90 Days Overdue Not in Dispute (Col. 47/(Cols. 46+48))	51 Percentage More Than 120 Days Overdue (Col. 41/ Col. 43)	52 Is the Amount in Col. 50 Less Than 20%? (Yes or No)	53 Amounts in Col. 47 for Reinsurers with Values Less Than 20% in Col. 50
		37 Current	Overdue				42 Total Overdue Cols. 38+39 +40+41											
			38 1 - 29 Days	39 30 - 90 Days	40 91 - 120 Days	41 Over 120 Days												
AA-1126250	LLOYDS - SYNDICATE # 0250	.0	.0	.0	.0	.0	.0	.0	.0	.0	.0	.0	.0	.0	.0	.0	.0	.0
AA-1126318	LLOYDS - SYNDICATE # 0318	175	.0	.0	.0	104	104	279	.0	.0	279	104	.0	37.3	37.3	37.3	NO	.0
AA-1126382	LLOYDS - SYNDICATE # 0382	.0	.0	.0	.0	.0	.0	.0	.0	.0	.0	.0	.0	.0	.0	.0	.0	.0
AA-1126435	LLOYDS - SYNDICATE # 0435	.0	.0	.0	.0	.0	.0	.0	.0	.0	.0	57	.0	.0	.0	.0	.0	.0
AA-1126457	LLOYDS - SYNDICATE # 0457	.0	.0	.0	.0	.0	.0	.0	.0	.0	.0	.0	.0	.0	.0	.0	.0	.0
AA-1126510	LLOYDS - SYNDICATE # 0510	26	.0	.0	.0	.0	.0	26	.0	.0	26	.0	.0	.0	.0	.0	.0	.0
AA-1126566	LLOYDS - SYNDICATE # 0566	.0	.0	.0	.0	.0	.0	.0	.0	.0	.0	43	.0	.0	.0	.0	.0	.0
AA-1126609	LLOYDS - SYNDICATE # 0609	.0	.0	.0	.0	.0	.0	.0	.0	.0	.0	3	.0	.0	.0	.0	.0	.0
AA-1126623	LLOYDS - SYNDICATE # 0623	.0	.0	.0	.0	.0	.0	.0	.0	.0	.0	7	.0	.0	.0	.0	.0	.0
AA-1126626	LLOYDS - SYNDICATE # 0626	.0	.0	.0	.0	.0	.0	.0	.0	.0	.0	33	.0	.0	.0	.0	.0	.0
AA-1127036	LLOYDS - SYNDICATE # 1036	.0	.0	.0	.0	.0	.0	.0	.0	.0	.0	.0	100.0	100.0	100.0	NO	.0	
AA-1127084	LLOYDS - SYNDICATE # 1084	.0	.0	.0	.0	.0	.0	.0	.0	.0	.0	4	.0	.0	.0	.0	.0	.0
AA-1120105	LLOYDS - SYNDICATE # 1110	.0	.0	.0	.0	.0	.0	.0	.0	.0	.0	.0	.0	.0	.0	.0	.0	.0
AA-1127183	LLOYDS - SYNDICATE # 1183	3	.0	49	.0	542	591	594	.0	.0	594	542	4	99.5	90.6	91.2	NO	.0
AA-1127200	LLOYDS - SYNDICATE # 1200	1	.0	.0	.0	130	130	131	.0	.0	131	130	.0	99.2	99.2	99.2	NO	.0
AA-1127218	LLOYDS - SYNDICATE # 1218	.0	.0	.0	.0	.0	.0	.0	.0	.0	.0	.0	.0	.0	.0	.0	.0	.0
AA-1127221	LLOYDS - SYNDICATE # 1221	.0	.0	.0	.0	763	763	763	.0	.0	763	763	.0	100.0	100.0	100.0	NO	.0
AA-1127225	LLOYDS - SYNDICATE # 1225	26	.0	.0	.0	171	171	197	.0	.0	197	171	.0	86.8	86.8	86.8	NO	.0
AA-1120085	LLOYDS - SYNDICATE # 1274	.0	.0	.0	.0	69	69	69	.0	.0	69	69	4	100.0	94.5	100.0	NO	.0
AA-1127301	LLOYDS - SYNDICATE # 1301	.0	.0	.0	.0	224	224	224	.0	.0	224	224	.0	100.0	100.0	100.0	NO	.0
AA-1127414	LLOYDS - SYNDICATE # 1414	.0	.0	1	.0	196	197	197	.0	.0	197	196	31	100.0	86.0	99.5	NO	.0
AA-1120102	LLOYDS - SYNDICATE # 1458	.0	.0	.0	.0	.0	.0	.0	.0	.0	.0	.0	.0	.0	.0	.0	.0	.0
AA-1127688	LLOYDS - SYNDICATE # 1688	3	.0	.0	.0	130	130	133	.0	.0	133	130	.0	97.7	97.7	97.7	NO	.0
AA-1120157	LLOYDS - SYNDICATE # 1729	.0	.0	.0	.0	.0	.0	.0	.0	.0	.0	.0	.0	.0	.0	.0	.0	.0
AA-1120171	LLOYDS - SYNDICATE # 1856	.0	.0	.0	.0	.0	.0	.0	.0	.0	.0	1	.0	.0	.0	.0	.0	.0
AA-1127861	LLOYDS - SYNDICATE # 1861	.0	.0	.0	.0	.0	.0	.0	.0	.0	.0	.0	.0	.0	.0	.0	.0	.0
AA-1120096	LLOYDS - SYNDICATE # 1880	26	.0	.0	.0	.0	.0	26	.0	.0	26	.0	33	.0	.0	.0	.0	.0
AA-1120054	LLOYDS - SYNDICATE # 1886	.0	.0	.0	.0	30	30	30	.0	.0	30	30	.0	100.0	100.0	100.0	NO	.0
AA-1120131	LLOYDS - SYNDICATE # 1897	.0	.0	.0	.0	24	24	24	.0	.0	24	24	.0	100.0	100.0	100.0	NO	.0
AA-1120083	LLOYDS - SYNDICATE # 1910	.0	.0	.0	.0	.0	.0	.0	.0	.0	.0	.0	.0	.0	.0	.0	.0	.0
AA-1120064	LLOYDS - SYNDICATE # 1919	2	.0	.0	.0	115	115	117	.0	.0	117	115	.0	98.3	98.3	98.3	NO	.0
AA-1120084	LLOYDS - SYNDICATE # 1955	3	.0	.0	.0	53	53	56	.0	.0	56	53	.0	94.6	94.6	94.6	NO	.0
AA-1120103	LLOYDS - SYNDICATE # 1967	.0	.0	.0	.0	56	56	56	.0	.0	56	56	.0	100.0	100.0	100.0	NO	.0
AA-1120106	LLOYDS - SYNDICATE # 1969	.0	.0	.0	.0	.0	.0	.0	.0	.0	.0	.0	.0	.0	.0	.0	.0	.0
AA-1120161	LLOYDS - SYNDICATE # 1980	.0	.0	.0	.0	.0	.0	.0	.0	.0	.0	.0	.0	.0	.0	.0	.0	.0
AA-1128001	LLOYDS - SYNDICATE # 2001	.0	.0	.0	.0	.0	.0	.0	.0	.0	.0	.0	14	.0	.0	.0	.0	.0
AA-1128003	LLOYDS - SYNDICATE # 2003	9	.0	.0	.0	182	182	191	.0	.0	191	182	22	95.3	85.4	95.3	NO	.0
AA-1120071	LLOYDS - SYNDICATE # 2007	.0	.0	.0	.0	4	4	4	.0	.0	4	4	8	100.0	33.3	100.0	NO	.0
AA-1128010	LLOYDS - SYNDICATE # 2010	.0	.0	.0	.0	.0	.0	.0	.0	.0	.0	.0	10	.0	.0	.0	.0	.0
AA-1120158	LLOYDS - SYNDICATE # 2014	.0	.0	.0	.0	69	69	69	.0	.0	69	69	.0	100.0	100.0	100.0	NO	.0
AA-1120114	LLOYDS - SYNDICATE # 2015	.0	.0	.0	.0	.0	.0	.0	.0	.0	.0	.0	.0	.0	.0	.0	.0	.0
AA-1128121	LLOYDS - SYNDICATE # 2121	.0	.0	.0	.0	34	34	34	.0	.0	34	34	.0	100.0	100.0	100.0	NO	.0
AA-1120112	LLOYDS - SYNDICATE # 2232	.0	.0	.0	.0	23	23	23	.0	.0	23	23	.0	100.0	100.0	100.0	NO	.0
AA-1120097	LLOYDS - SYNDICATE # 2468	.0	.0	.0	.0	18	18	18	.0	.0	18	18	.0	100.0	100.0	100.0	NO	.0
AA-1128488	LLOYDS - SYNDICATE # 2488	.0	.0	.0	.0	1	1	1	.0	.0	1	1	.0	100.0	100.0	100.0	NO	.0

ANNUAL STATEMENT FOR THE YEAR 2021 OF THE FACTORY MUTUAL INSURANCE COMPANY

SCHEDULE F - PART 3 (Continued)

Ceded Reinsurance as of December 31, Current Year (\$000 Omitted)
(Aging of Ceded Reinsurance)

ID Number From Col. 1	Name of Reinsurer From Col. 3	Reinsurance Recoverable on Paid Losses and Paid Loss Adjustment Expenses						43 Total Due Cols. 37+42 (In total should equal Cols. 7+8)	44 Total Recoverable on Paid Losses & LAE Amounts in Dispute Included in Col. 43	45 Recoverable on Paid Losses & LAE Over 90 Days Past Due Amounts in Dispute Included in Cols. 40 & 41	46 Total Recoverable on Paid Losses & LAE Amounts Not in Dispute (Cols 43-44)	47 Recoverable on Paid Losses & LAE Over 90 Days Past Due Amounts Not in Dispute (Cols. 40 + 41 - 45)	48 Amounts Received Prior 90 Days	49 Percentage Overdue Col. 42/Col. 43	50 Percentage of Amounts More Than 90 Days Overdue Not in Dispute (Col. 47/(Cols. 46+48))	51 Percentage More Than 120 Days Overdue (Col. 41/ Col. 43)	52 Is the Amount in Col. 50 Less Than 20%? (Yes or No)	53 Amounts in Col. 47 for Reinsurers with Values Less Than 20% in Col. 50
		37	Overdue				42 Total Overdue Cols. 38+39 +40+41											
		Current	38 1 - 29 Days	39 30 - 90 Days	40 91 - 120 Days	41 Over 120 Days												
AA-1128623	LLOYDS - SYNDICATE # 2623	.0	.0	.0	.1	.35	.36	.36	.0	.0	.36	.36	.33	100.0	52.2	97.2	NO	.0
AA-1128791	LLOYDS - SYNDICATE # 2791	.0	.0	.0	.0	.0	.0	.0	.0	.0	.0	.31	.0	.0	.0	.0	YES	.0
AA-1128987	LLOYDS - SYNDICATE # 2987	35	.0	.0	.0	.30	.30	.65	.0	.0	.65	.29	46.2	31.9	46.2	NO	.0	
AA-1120179	LLOYDS - SYNDICATE # 2988	.0	.0	.0	.0	.0	.0	.0	.0	.0	.0	.2	.0	.0	.0	.0	YES	.0
AA-1129000	LLOYDS - SYNDICATE # 3000	.0	.0	.0	.0	.70	.70	.70	.0	.0	.70	.70	3	100.0	95.9	100.0	NO	.0
AA-1120082	LLOYDS - SYNDICATE # 3010	.0	.0	.0	.0	.0	.0	.0	.0	.0	.0	.0	.0	.0	.0	.0	YES	.0
AA-1120055	LLOYDS - SYNDICATE # 3623	.0	.0	.0	.0	.0	.0	.0	.0	.0	.0	.0	.0	.0	.0	.0	YES	.0
AA-1120116	LLOYDS - SYNDICATE # 3902	.0	.0	.0	.0	.69	.69	.69	.0	.0	.69	.69	4	100.0	94.5	100.0	NO	.0
AA-1126005	LLOYDS - SYNDICATE # 4000	.0	.0	.0	.0	.0	.0	.0	.0	.0	.0	.0	.0	.0	.0	.0	YES	.0
AA-1120075	LLOYDS - SYNDICATE # 4020	.0	.0	.0	.0	.0	.0	.0	.0	.0	.0	.5	.0	.0	.0	.0	YES	.0
AA-1120086	LLOYDS - SYNDICATE # 4141	.0	.0	.0	.0	.0	.0	.0	.0	.0	.0	.0	.0	.0	.0	.0	YES	.0
AA-1120067	LLOYDS - SYNDICATE # 4242	.0	.0	.0	.0	.0	.0	.0	.0	.0	.0	.1	.0	.0	.0	.0	YES	.0
AA-1126004	LLOYDS - SYNDICATE # 4444	2	.0	.0	.0	.23	.23	.25	.0	.0	.25	.23	16	92.0	56.1	92.0	NO	.0
AA-1126006	LLOYDS - SYNDICATE # 4472	5	.0	.0	.0	.92	.92	.97	.0	.0	.97	.92	0	94.8	94.8	94.8	NO	.0
AA-1126003	LLOYDS - SYNDICATE # 5000	.0	.0	.0	.0	.5	.5	.5	.0	.0	.5	.5	0	100.0	100.0	100.0	NO	.0
AA-1120080	LLOYDS - SYNDICATE # 5151	.0	.1	.95	.0	.40	.136	.136	.0	.0	.136	.40	4	100.0	28.6	29.4	NO	.0
AA-1120065	LLOYDS - SYNDICATE # 5555	.9	.0	.0	.0	.0	.0	.9	.0	.0	.9	.0	0	.0	.0	.0	YES	.0
AA-1120181	LLOYDS - SYNDICATE # 5886	.0	.0	.0	.0	.0	.0	.0	.0	.0	.0	.2	.0	.0	.0	.0	YES	.0
AA-1840000	MAPFRE INDUSTRIAL S A	902	.0	.0	.0	.0	.0	902	.0	.0	902	.0	410	.0	.0	.0	YES	.0
AA-3190829	MARKEL BERMUDA LIMITED	.0	.0	.0	.0	.0	.0	.0	.0	.0	.0	.0	.0	.0	.0	.0	YES	.0
AA-1121410	NETSUJI SUMITOMO INS CO (EUROPE) LTD	.0	.0	.0	.0	.0	.0	.0	.0	.0	.0	.0	.0	.0	.0	.0	YES	.0
AA-1460100	NOUVELLE CIE DE REASSURANCES S.A.	21	.0	.0	.0	.0	.0	21	.0	.0	21	.0	48	.0	.0	.0	YES	.0
AA-1240051	QBE EUROPE SA/NV	14	.0	.0	.0	.14	.14	.14	.0	.0	.14	.0	0	.0	.0	.0	YES	.0
AA-1120481	QBE INSURANCE (EUROPE) LIMITED	.0	.0	.0	.0	.36	.36	.36	.0	.0	.36	.36	0	100.0	100.0	100.0	NO	.0
AA-1780070	QBE INSURANCE & REINSURANCE (EUROPE) LTD	.0	.0	.0	.0	.0	.0	.0	.0	.0	.0	.0	0	.0	.0	.0	YES	.0
AA-3190339	RENAISSANCE REINSURANCE LTD.	.0	.0	.0	.0	.0	.0	.0	.0	.0	.0	.0	0	.0	.0	.0	YES	.0
AA-1120019	SCOR UK CO LTD	.0	.0	.0	.0	.3	.3	.3	.0	.0	.3	.3	0	100.0	100.0	100.0	NO	.0
AA-1370020	SWISS RE INTERNATIONAL SE	.0	.5	.0	.0	.140	.145	.145	.0	.0	.145	.140	0	100.0	96.6	96.6	NO	.0
AA-1121445	TOKIO MARINE EUROPE INS LTD	.0	.0	.0	.0	.0	.0	.0	.0	.0	.0	.0	0	.0	.0	.0	YES	.0
AA-1120159	TRANSATLANTIC RE	.0	.0	.0	.0	.0	.0	.0	.0	.0	.0	.0	0	.0	.0	.0	YES	.0
AA-3190870	VALIDUS REINSURANCE LTD	.0	.0	.0	.0	.0	.0	.0	.0	.0	.0	.33	0	.0	.0	.0	YES	.0
AA-1460185	WINTERTHUR SCHWEIZERISCHE VERSGES AG	.0	.0	.0	.0	(1)	(1)	(1)	.0	.0	(1)	.0	0	100.0	.0	100.0	YES	.0
AA-1120049	XL CATLIN INS CO UK LTD	.0	.0	.0	.0	.0	.0	.0	.0	.0	.0	.0	0	.0	.0	.0	YES	.0
AA-1121575	YASUDA FIRE & MARINE INS CO OF EUROPE	.0	.0	.0	.0	.0	.0	.0	.0	.0	.0	.20	0	.0	.0	.0	YES	.0
AA-1780059	ZURICH INSURANCE PLC SECURSAL	.0	.0	.0	.0	.38	.38	.38	.0	.0	.38	.38	0	100.0	100.0	100.0	NO	.0
1299999	Total Authorized - Other Non-U.S. Insurers	13,908	5	4,852	17	3,874	8,748	22,656	0	0	22,656	4,269	1,896	38.6	17.4	17.1	XXX	76
1499999	Total Authorized Excluding Protected Cells (Sum of 0899999, 0999999, 1099999, 1199999 and 1299999)	116,988	2,511	8,366	279	10,724	21,880	138,868	6	6	138,862	11,530	23,340	15.8	7.1	7.7	XXX	852
20-2740839	WATCH HILL INSURANCE COMPANY	153	.0	.0	.0	.0	.0	153	.0	.0	153	.0	4,001	.0	.0	.0	YES	.0
1699999	Total Unauthorized - Affiliates - U.S. Non-Pool - Captive	153	0	0	0	0	0	153	0	0	153	0	4,001	0.0	0.0	0.0	XXX	0
1899999	Total Unauthorized - Affiliates - U.S. Non-Pool	153	0	0	0	0	0	153	0	0	153	0	4,001	0.0	0.0	0.0	XXX	0
AA-3190418	NEW PROVIDENCE MUTUAL LIMITED	.1	.2	.0	.0	.0	.2	.3	.0	.0	.3	.0	3	66.7	.0	.0	YES	.0

ANNUAL STATEMENT FOR THE YEAR 2021 OF THE FACTORY MUTUAL INSURANCE COMPANY

SCHEDULE F - PART 3 (Continued)

Ceded Reinsurance as of December 31, Current Year (\$000 Omitted)

(Aging of Ceded Reinsurance)

ID Number From Col. 1	Name of Reinsurer From Col. 3	Reinsurance Recoverable on Paid Losses and Paid Loss Adjustment Expenses							44 Total Recoverable on Paid Losses & LAE Amounts in Dispute Included in Col. 43	45 Recoverable on Paid Losses & LAE Over 90 Days Past Due Amounts in Dispute Included in Cols. 40 & 41	46 Total Recoverable on Paid Losses & LAE Amounts Not in Dispute (Cols 43-44)	47 Recoverable on Paid Losses & LAE Over 90 Days Past Due Amounts Not in Dispute (Cols. 40 + 41 - 45)	48 Amounts Received Prior 90 Days	49 Percentage Overdue Col. 42/Col. 43	50 Percentage of Amounts More Than 90 Days Overdue Not in Dispute (Col. 47/(Cols. 46+48))	51 Percentage More Than 120 Days Overdue (Col. 41/ Col. 43)	52 Is the Amount in Col. 50 Less Than 20%? (Yes or No)	53 Amounts in Col. 47 for Reinsurers with Values Less Than 20% in Col. 50
		37 Current	Overdue				43 Total Due Cols. 37+42 (In total should equal Cols. 7+8)											
			38 1 - 29 Days	39 30 - 90 Days	40 91 - 120 Days	41 Over 120 Days		42 Total Overdue Cols. 38+39 +40+41										
1999999. Total Unauthorized - Affiliates - Other (Non-U.S.) - Captive		1	2	0	0	0	2	3	0	0	3	0	3	66.7	0.0	0.0	XXX	0
AA-3190411 RISK ENGINEERING INSURANCE COMPANY LTD		15,852	0	0	0	0	0	15,852	0	0	15,852	0	32,454	0.0	0.0	0.0	YES	0
2099999. Total Unauthorized - Affiliates - Other (Non-U.S.) - Other		15,852	0	0	0	0	0	15,852	0	0	15,852	0	32,454	0.0	0.0	0.0	XXX	0
2199999. Total Unauthorized - Affiliates - Other (Non-U.S.)		15,853	2	0	0	0	2	15,855	0	0	15,855	0	32,457	0.0	0.0	0.0	XXX	0
2299999. Total Unauthorized - Affiliates		16,006	2	0	0	0	2	16,008	0	0	16,008	0	36,458	0.0	0.0	0.0	XXX	0
36-2763106 AMERICAN PROTECTION INS CO		0	0	0	0	0	0	0	0	0	0	0	0	0.0	0.0	0.0	YES	0
03-0308160 AMERICAN TRIUMVIRATE INS CO		0	0	0	0	0	0	0	0	0	0	0	0	0.0	0.0	0.0	YES	0
56-2427193 BOLTON INSURANCE COMPANY		155	160	0	0	0	0	162	0	0	317	0	510	51.1	0.0	0.0	YES	0
01-0562383 BUENA VISTA INSURANCE COMPANY		29	0	2	0	0	9	40	0	0	40	9	53	27.5	9.7	22.5	YES	9
20-5612765 CANOPIUS US INSURANCE, INC		0	0	0	0	0	0	0	0	0	0	0	0	0.0	0.0	0.0	YES	0
03-0368411 CIRCLETREE INSURANCE COMPANY		0	0	0	0	0	0	0	0	0	0	0	0	0.0	0.0	0.0	YES	0
87-1924654 CLAREMONT IC		0	0	0	0	0	0	0	0	0	0	0	0	0.0	0.0	0.0	YES	0
61-1140366 DRISK INSURANCE INC.		3	0	0	0	10	10	13	0	0	13	10	0	76.9	76.9	76.9	NO	0
26-0147121 EFFEM REINSURANCE COMPANY		32	0	3	0	0	1	4	0	0	36	1	57	11.1	1.1	2.8	YES	1
75-1844564 ENDURANCE AMERICAN SPECIALTY INS CO		0	0	0	0	0	0	0	0	0	0	0	0	0.0	0.0	0.0	YES	0
03-0461286 EPIC INSURANCE COMPANY		0	0	0	0	0	0	0	0	0	0	0	0	0.0	0.0	0.0	YES	0
27-0974075 FIRST GENERAL INSURANCE CO INC		0	0	0	0	0	0	0	0	0	0	0	0	0.0	0.0	0.0	YES	0
35-2192889 HEINZ NOBLE, INC.		0	0	0	0	32	32	32	0	0	32	32	0	100.0	100.0	100.0	NO	0
02-0712840 HIGHLAND PARK INSURANCE COMPANY		959	3	18	0	287	308	1,267	0	0	1,267	287	172	24.3	19.9	22.7	YES	287
03-0340924 HILLBROOK INSURANCE COMPANY, INC.		0	0	0	0	0	0	0	0	0	0	0	0	0.0	0.0	0.0	YES	0
98-0093786 INSURE-RITE LTD.		2,501	0	1	0	0	1	2,502	0	0	2,502	0	47	0.0	0.0	0.0	YES	0
03-0343780 MIDDLESEX ASSURANCE CO. LTD.		16	106	(8)	2	(10)	90	106	0	0	106	0	464	84.9	0.0	(9.4)	YES	0
03-0375422 MOUNTAINVIEW INSURANCE COMPANY, INC		19,236	1	2	0	(8)	(5)	19,231	0	0	19,231	0	2,500	0.0	0.0	0.0	YES	0
98-0357932 NW RE LIMITED		0	0	0	0	(14)	(14)	(14)	0	0	(14)	0	0	100.0	0.0	100.0	YES	0
47-2606709 RELSURE VERMONT, INC.		99	0	243	0	(5)	238	337	0	0	337	0	316	70.6	0.0	(1.5)	YES	0
33-1039138 RISK MANAGEMENT ASSOCIATES		352	0	0	0	0	0	352	0	0	352	0	717	0.0	0.0	0.0	YES	0
20-4148226 SENTINEL PROTECTION & INDEMNITY COMPANY		0	0	0	0	0	0	0	0	0	0	0	18,920	0.0	0.0	0.0	YES	0
94-1872743 TECHNOLOGY ASSURANCE LIMITED		0	0	0	0	0	0	0	0	0	0	0	0	0.0	0.0	0.0	YES	0
51-0387023 THOMSON REUTERS RISK MGMT INC		0	0	0	0	0	0	0	0	0	0	0	203	0.0	0.0	0.0	YES	0
03-0348076 UT INSURANCE (VERMONT) INC		0	0	3	0	47	50	50	0	0	50	47	0	100.0	94.0	94.0	NO	0
76-0741131 WHITE MOUNTAIN INS		191	0	0	0	0	0	191	0	0	191	0	437	0.0	0.0	0.0	YES	0
00-0000000 WORLDWIDE RISK INS INC		0	0	0	0	0	0	0	0	0	0	0	0	0.0	0.0	0.0	YES	0
2399999. Total Unauthorized - Other U.S. Unaffiliated Insurers		23,573	270	266	2	349	887	24,460	0	0	24,460	386	24,396	3.6	0.8	1.4	XXX	297
AA-9995032 MUTUAL MARINE OFFICE, INC.		1,881	0	0	0	0	0	1,881	0	0	1,881	0	0	0.0	0.0	0.0	YES	0
2599999. Total Unauthorized - Pools - Voluntary Pools		1,881	0	0	0	0	0	1,881	0	0	1,881	0	0	0.0	0.0	0.0	XXX	0
98-0413961 ADIDAS INTERNATIONAL RE LIMITED (AIR)		723	0	(522)	20	488	(14)	709	0	0	709	508	0	(2.0)	71.7	68.8	NO	0
AA-1460002 AGRASSUR RE S.A.		0	0	0	0	201	201	201	0	0	201	201	0	100.0	100.0	100.0	NO	0
AA-5760051 AIG ASIA PACIFIC INS PTE LTD		0	0	0	0	5	5	5	0	0	5	5	0	100.0	100.0	100.0	NO	0
AA-1120841 AIG EUROPE LIMITED		300	0	2	1	386	389	689	0	0	689	387	880	56.5	24.7	56.0	NO	0
AA-1440018 ALFA LAVAL FORSAKRINGS AB		0	0	0	0	0	0	0	0	0	0	0	0	0.0	0.0	0.0	YES	0
AA-1930610 ALLIANZ AUSTRALIA LTD		0	0	0	0	0	0	0	0	0	0	0	0	0.0	0.0	0.0	YES	0

ANNUAL STATEMENT FOR THE YEAR 2021 OF THE FACTORY MUTUAL INSURANCE COMPANY

SCHEDULE F - PART 3 (Continued)

Ceded Reinsurance as of December 31, Current Year (\$000 Omitted)
(Aging of Ceded Reinsurance)

ID Number From Col. 1	Name of Reinsurer From Col. 3	Reinsurance Recoverable on Paid Losses and Paid Loss Adjustment Expenses						43 Total Due Cols. 37+42 (In total should equal Cols. 7+8)	44 Total Recoverable on Paid Losses & LAE Amounts in Dispute Included in Col. 43	45 Recoverable on Paid Losses & LAE Over 90 Days Past Due Amounts in Dispute Included in Cols. 40 & 41	46 Total Recoverable on Paid Losses & LAE Amounts Not in Dispute (Cols 43-44)	47 Recoverable on Paid Losses & LAE Over 90 Days Past Due Amounts Not in Dispute (Cols. 40 + 41 - 45)	48 Amounts Received Prior 90 Days	49 Percentage Overdue Col. 42/Col. 43	50 Percentage of Amounts More Than 90 Days Overdue Not in Dispute (Col. 47/(Cols. 46+48))	51 Percentage More Than 120 Days Overdue (Col. 41/ Col. 43)	52 Is the Amount in Col. 50 Less Than 20%? (Yes or No)	53 Amounts in Col. 47 for Reinsurers with Values Less Than 20% in Col. 50
		37	Overdue				42 Total Overdue Cols. 38+39 +40+41											
		Current	38 1 - 29 Days	39 30 - 90 Days	40 91 - 120 Days	41 Over 120 Days												
AA-5320051	ALLIANZ GLOBAL CORP & SPECIALTY SE	.0	.0	.0	.0	.0	.0	.0	.0	.0	.0	.0	.0	.0	.0	.0	.0	.0
AA-1320065	ALLIANZ GLOBAL CORPORATE & SPECIALTY (FR	.0	.0	.0	.0	.0	.0	.0	.0	.0	.0	.0	.0	.0	.0	.0	.0	.0
AA-1344102	ALLIANZ GLOBAL CORPORATE & SPECIALTY SE	.0	.0	.0	.0	.1	.1	.1	.0	.0	.1	.1	.0	100.0	100.0	100.0	.0	.0
AA-5760049	ALLIANZ GLOBAL CORPORATE & SPECIALTY SE	.0	.0	.0	.0	.0	.0	.0	.0	.0	.0	.0	.0	.0	.0	.0	.0	.0
AA-1340030	ALLIANZ VERSICHERUNGS AG	.0	.0	.0	.0	.0	.0	.0	.0	.0	.0	.0	.0	.0	.0	.0	.0	.0
AA-3194128	ALLIED WORLD ASSURANCE COMPANY LTD	600	.0	46	.0	477	523	1,123	.0	.0	1,123	477	.0	46.6	42.5	42.5	.0	.0
AA-1460019	AMLIN AG	.0	.0	.0	.0	.0	.0	.0	.0	.0	.0	.0	150	.0	.0	.0	.0	.0
AA-1120147	ANCON INSURANCE COMPANY (UK) LIMITED	.0	.0	.0	.0	.0	.0	.0	.0	.0	.0	.0	.0	.0	.0	.0	.0	.0
AA-1780091	ARCH REINS EUROPE UNDERWRITING LTD	.0	.0	.0	.0	.0	.0	.0	.0	.0	.0	.0	.0	.0	.0	.0	.0	.0
AA-1560118	ARCH REINSURANCE COMPANY	.0	.0	.0	.0	.0	.0	.0	.0	.0	.0	.0	.0	.0	.0	.0	.0	.0
AA-3194126	ARCH REINSURANCE LTD.	.1	.0	.0	.0	.0	.0	.1	.0	.0	.1	.0	6	.0	.0	.0	.0	.0
AA-3191352	ASCOT REINS CO LTD	.0	.0	.0	.0	.0	.0	.0	.0	.0	.0	.0	.0	.0	.0	.0	.0	.0
AA-1440023	ASSA ABLOY FORSAKRINGS AB	.0	14	.0	.0	.0	14	14	.0	.0	14	.0	.0	100.0	.0	.0	.0	.0
AA-2830001	ASSA CO DE SEGUROS SA	.0	.0	13	.0	11	24	24	.0	.0	24	11	.0	100.0	45.8	45.8	.0	.0
AA-5320033	ASSICURAZIONI GENARLI SPA	.0	.0	.0	.0	2	2	2	.0	.0	2	2	.0	100.0	100.0	100.0	.0	.0
AA-1930043	AUSTRALIAN REINS POOL CORP	.0	.0	.0	.0	.0	.0	.0	.0	.0	.0	.0	.0	.0	.0	.0	.0	.0
AA-1320012	AXA CORPORATE SOLUTIONS ASSUR	250	.0	12	.0	229	241	491	.0	.0	491	229	.0	49.1	46.6	46.6	.0	.0
AA-1122027	AXA REINSURANCE UK PLC	.7	.0	.0	.0	.0	.0	.7	.0	.0	.7	.0	10	.0	.0	.0	.0	.0
98-0351953	AXA XL BERMUDA	.0	.0	.0	.0	.0	.0	.0	.0	.0	.0	.0	16	.0	.0	.0	.0	.0
AA-1784115	AXIS RE LIMITED	.0	.0	.0	.0	34	34	34	.0	.0	34	34	.0	100.0	100.0	100.0	.0	.0
AA-1340045	BAYERISCHE RUCKVERSICHERUNG AG	.0	.0	.0	.0	.0	.0	.0	.0	.0	.0	.0	.0	.0	.0	.0	.0	.0
AA-0060000	BBA GROUP INSURANCES LIMITED	14	.0	.0	.0	.0	.0	14	.0	.0	14	.0	1,064	.0	.0	.0	.0	.0
AA-8310017	BELAIR INSURANCE COMPANY LIMITED	.0	.0	.0	.0	.0	.0	.0	.0	.0	.0	.0	.0	.0	.0	.0	.0	.0
AA-1124141	BERKLEY INSURANCE COMPANY	.0	.0	.0	.0	.0	.0	.0	.0	.0	.0	.0	.0	.0	.0	.0	.0	.0
AA-1560126	BMC FINANCIAL INC	403	.0	.0	.0	.0	.0	403	.0	.0	403	.0	.0	.0	.0	.0	.0	.0
AA-3191197	BMC INSURANCE COMPANY LIMITED	.0	.0	.0	.0	.0	.0	.0	.0	.0	.0	.0	.0	.0	.0	.0	.0	.0
00-0000000	CAP VERALLIA	.0	.0	.0	.0	.0	.0	.0	.0	.0	.0	.0	.0	.0	.0	.0	.0	.0
AA-3191390	CASTLE HARBOUR INSURANCE LIMITED	.6	.0	.0	.0	.0	.0	.6	.0	.0	.6	.0	.0	.0	.0	.0	.0	.0
AA-3160059	CASUARINA INTERNATIONAL INSURANCE LTD	.7	.0	.0	.0	.0	.0	.7	.0	.0	.7	.0	45	.0	.0	.0	.0	.0
AA-3190190	CATERPILLAR INSURANCE CO LTD	.7	.0	46	.0	.0	46	53	.0	.0	53	.0	.0	86.8	.0	.0	.0	.0
AA-1320113	CHARTIS	.0	.0	.0	.0	.0	.0	.0	.0	.0	.0	.0	.0	.0	.0	.0	.0	.0
AA-9240125	CHINA PACIFIC PROPERTY INS CO LTD	.0	.0	.0	.0	2	2	2	.0	.0	2	2	.0	100.0	100.0	100.0	.0	.0
AA-3190002	CHUBB BERMUDA INS LTD	.0	.1	.0	.1	.1	.3	.3	.0	.0	.3	.2	.0	100.0	66.7	33.3	.0	.0
AA-1240002	CHUBB INS CO OF EUROPE	.0	.0	.0	.0	.0	.0	.0	.0	.0	.0	.0	.0	.0	.0	.0	.0	.0
AA-5320057	CHUBB INS HONG KONG	.0	.0	.0	.0	.0	.0	.0	.0	.0	.0	.0	.0	.0	.0	.0	.0	.0
AA-1560196	CHUBB INSURANCE CO OF CANADA	.0	.0	.0	.0	.0	.0	.0	.0	.0	.0	.0	.0	.0	.0	.0	.0	.0
AA-1320035	COLISEE RE	.1	.0	.0	.0	.0	.0	.1	.0	.0	.1	.0	2	.0	.0	.0	.0	.0
AA-3191400	CONVEX RE LIMITED	.0	.0	.0	.0	.0	.0	.0	.0	.0	.0	.0	.0	.0	.0	.0	.0	.0
AA-1370033	DS DMITH RE S.A.	.0	.0	31	(37)	21	15	15	.0	.0	15	.0	1,600	100.0	.0	140.0	.0	.0
AA-1340085	E+S RUCKVERSICHERUNGS AKLIENGESELLSCHAFT	.1	.0	.0	.0	.0	.0	.1	.0	.0	.1	.0	10	.0	.0	.0	.0	.0
AA-1560300	ECONOMICAL MUTUAL INS CO	.0	.0	.0	.0	.0	.0	.0	.0	.0	.0	.0	.0	.0	.0	.0	.0	.0
AA-3190181	ELCO INSURANCE CO LTD	.0	.0	.0	.0	.0	.0	.0	.0	.0	.0	.0	.0	.0	.0	.0	.0	.0
AA-3160135	ELDORADO GOLD INSURANCE CORP	206	.0	.0	.0	.0	.0	206	.0	.0	206	.0	1,175	.0	.0	.0	.0	.0
AA-1370150	ELECTRO RE	.0	.0	.0	.0	.0	.0	.0	.0	.0	.0	.0	.0	.0	.0	.0	.0	.0
AA-3191180	ELGO INSURANCE COMPANY LTD	.0	.0	.0	.0	.0	.0	.0	.0	.0	.0	.0	.0	.0	.0	.0	.0	.0

ANNUAL STATEMENT FOR THE YEAR 2021 OF THE FACTORY MUTUAL INSURANCE COMPANY

SCHEDULE F - PART 3 (Continued)

Ceded Reinsurance as of December 31, Current Year (\$000 Omitted)

(Aging of Ceded Reinsurance)

ID Number From Col. 1	Name of Reinsurer From Col. 3	Reinsurance Recoverable on Paid Losses and Paid Loss Adjustment Expenses						43 Total Due Cols. 37+42 (In total should equal Cols. 7+8)	44 Total Recoverable on Paid Losses & LAE Amounts in Dispute Included in Col. 43	45 Recoverable on Paid Losses & LAE Over 90 Days Past Due Amounts Included in Cols. 40 & 41	46 Total Recoverable on Paid Losses & LAE Amounts Not in Dispute (Cols 43-44)	47 Recoverable on Paid Losses & LAE Over 90 Days Past Due Amounts Not in Dispute (Cols. 40 + 41 - 45)	48 Amounts Received Prior 90 Days	49 Percentage Overdue Col. 42/Col. 43	50 Percentage of Amounts More Than 90 Days Overdue Not in Dispute (Col. 47/(Cols. 46+48))	51 Percentage More Than 120 Days Overdue (Col. 41/ Col. 43)	52 Is the Amount in Col. 50 Less Than 20%? (Yes or No)	53 Amounts in Col. 47 for Reinsurers with Values Less Than 20% in Col. 50
		37	Overdue				42 Total Overdue Cols. 38+39 +40+41											
		Current	38 1 - 29 Days	39 30 - 90 Days	40 91 - 120 Days	41 Over 120 Days												
AA-3190410	EPIC INSURANCE COMPANY LIMITED	.4	.0	.0	.0	.0	.4	.0	.0	.4	.0	.13	.0	.0	.0	.0	YES	.0
AA-1220030	ERSTE ALLGEMEINE VERS.AG	.1	.0	.0	.0	.0	.1	.0	.0	.1	.0	.0	.0	.0	.0	.0	YES	.0
AA-3191347	ESTRELLA INSURANCE COMPANY LTD	181	.0	30	.0	153	183	364	.0	364	153	.0	50.3	42.0	42.0	.0	NO	.0
AA-3770372	ETHANOL RISK MANAGEMENT SPC, Ltd	.0	.0	.0	.0	.0	.0	.0	.0	.0	.0	.0	.0	.0	.0	.0	YES	.0
AA-1120363	FARADAY REINS CO LTD	.0	.0	.0	.0	.0	.0	.0	.0	.0	.0	.0	.0	.0	.0	.0	YES	.0
00-0000000	FAURECIA RE	.0	.0	.0	.0	.0	.0	.0	.0	.0	.0	.0	.0	.0	.0	.0	YES	.0
AA-1120175	FIDELIS UNDERWRITING LIMITED	.0	.0	.0	.0	.0	.0	.0	.0	.0	.0	.0	.0	.0	.0	.0	YES	.0
AA-5760067	FMG INSURANCE SINGAPORE PTE LT	.0	.0	.0	.0	.0	.0	.0	.0	.0	.0	.0	.0	.0	.0	.0	YES	.0
AA-1080011	GARLAN INSURANCE LIMITED	.0	.0	.0	.0	2	2	2	.0	2	2	(15)	100.0	.0	100.0	.0	YES	2
AA-1780117	GD INSURANCE COMPANY DAC	.0	.0	.0	.0	.0	.0	.0	.0	.0	.0	.0	.0	.0	.0	.0	YES	.0
AA-1460060	GEN REINS CORP (EUROPE) AG	.0	.0	.0	.0	.0	.0	.0	.0	.0	.0	.0	.0	.0	.0	.0	YES	.0
AA-1220035	GEN RUCKVERSICHERUNG AG	.0	1	.0	.0	.0	1	1	.0	1	0	.0	100.0	.0	.0	.0	YES	.0
AA-1930285	GENERAL REINS AUSTRALIA LTD	.0	.0	.0	.0	.0	.0	.0	.0	.0	.0	.0	.0	.0	.0	.0	YES	.0
AA-1340145	GENERAL REINSURANCE AG	.0	.0	.0	.0	.0	.0	.0	.0	.0	.0	.0	.0	.0	.0	.0	YES	.0
AA-1360020	GENERALI ITALIA SPA	.0	.0	.0	.0	26	26	26	.0	26	26	.0	100.0	100.0	100.0	.0	NO	.0
AA-1370049	GIF RE S.A.	.0	.0	.0	.0	.0	.0	.0	.0	.0	.0	.0	.0	.0	.0	.0	YES	.0
AA-1464111	GLACIER REINSURANCE LTD	21	.0	.0	.0	.0	.0	21	.0	21	.0	34	.0	.0	.0	.0	YES	.0
AA-3191174	GLAXOSMITHKLINE INSURANCE LTD	.0	.0	.0	.0	1	1	1	.0	1	1	.0	100.0	100.0	100.0	.0	NO	.0
AA-1080004	GLOBAL RISK UNDERWRITERS (BERMUDA) LTD	.0	.0	(5)	.0	(5)	(10)	(10)	.0	(10)	.0	2	100.0	.0	50.0	.0	YES	.0
AA-3160230	GREENHEART INSURANCE CO. LTD.	29	.0	.0	(4)	1	(3)	26	.0	26	.0	2,578	(11.5)	.0	3.8	.0	YES	.0
AA-3191437	GROUP ARK INSURANCE LIMITED	.0	.0	.0	.0	.0	.0	.0	.0	.0	.0	.0	.0	.0	.0	.0	YES	.0
AA-0050693	GROVE INSURANCE COMPANY LTD	.0	.0	.0	.0	462	462	462	.0	462	462	.0	100.0	100.0	100.0	.0	NO	.0
AA-3191190	HAMILTON RE, LTD.	.0	.0	.0	.0	.0	.0	.0	.0	.0	.0	.0	.0	.0	.0	.0	YES	.0
AA-1560483	HANNOVER RUCKVERSICHERUNGS AKTIENGESELLS	.0	.0	.0	.0	.0	.0	.0	.0	.0	.0	.0	.0	.0	.0	.0	YES	.0
AA-1340129	HANSEATICA RUCKVERSICHERUNGS AG	1	.0	.0	.0	.0	.0	1	.0	1	.0	16	.0	.0	.0	.0	YES	.0
AA-1340093	HDI GLOBAL SE	.0	.0	.0	.0	9	9	9	.0	9	9	.0	100.0	100.0	100.0	.0	NO	.0
AA-1340106	HDI GLOBAL SE	3	.0	5	.0	748	753	756	.0	756	748	(4)	99.6	99.5	98.9	.0	NO	.0
AA-1580078	HDI-GERLING INDUSTRIE VERSICHERUNG AG	.0	.0	.0	.0	1	1	1	.0	1	1	.0	100.0	100.0	100.0	.0	NO	.0
AA-5670073	HIGHBROOK INS CO PTE LTD	.0	.0	.0	.0	.0	.0	.0	.0	.0	.0	.0	.0	.0	.0	.0	YES	.0
AA-3190875	HISCOX (BERMUDA) LTD	80	.0	.0	.0	.0	.0	80	.0	80	.0	(6)	.0	.0	.0	.0	YES	.0
AA-1340190	HOCHRHEIN INTERNATIONALE RUCKV	77	.0	.0	.0	.0	.0	77	.0	77	.0	163	.0	.0	.0	.0	YES	.0
AA-2230425	I. R. B. BRASIL RESSEGUROS SA	.0	.0	.0	.0	.0	.0	.0	.0	.0	.0	.0	.0	.0	.0	.0	YES	.0
AA-1370023	IMERYS RE LIMITED	399	.0	7	.0	12	19	418	.0	418	12	.0	4.5	2.9	2.9	.0	YES	12
AA-5480000	INTERPHARMA RISK MGMT LTD (IRM	46	.0	47	.0	34	81	127	.0	127	34	.0	63.8	26.8	26.8	.0	NO	.0
AA-3190906	Keystone PF	.0	.0	.0	.0	.0	.0	.0	.0	.0	.0	.0	.0	.0	.0	.0	YES	.0
AA-8310006	KELVIN RE LIMITED	.0	.0	.0	.0	.0	.0	.0	.0	.0	.0	.0	.0	.0	.0	.0	YES	.0
AA-1370034	KERING RE	291	3	.0	.0	335	338	629	.0	629	335	3,197	53.7	8.8	53.3	.0	YES	335
AA-5760046	LENOVO INSURANCE COMPANY PTE LTD	.0	(8)	33	.0	2,740	2,765	2,765	.0	2,765	2,740	.0	100.0	99.1	99.1	.0	NO	.0
AA-1560051	LIBERTY INS CO OF CANADA	.0	.0	.0	.0	.0	.0	.0	.0	.0	.0	.0	.0	.0	.0	.0	YES	.0
AA-1780043	LIBERTY INTERNATIONAL	3	.0	2	.0	4	6	9	.0	9	4	.0	66.7	44.4	44.4	.0	NO	.0
AA-1120855	LIBERTY MUTUAL INS EUROPE SA	.0	.0	.0	.0	.0	.0	.0	.0	.0	.0	.0	.0	.0	.0	.0	YES	.0
AA-3191239	LUMEN RE LTD.	.0	.0	.0	.0	.0	.0	.0	.0	.0	.0	.0	.0	.0	.0	.0	YES	.0
AA-1844116	MAPFRE GLOBAL RISKS, COMPANIA INTERNACIO	.0	.0	.0	.0	.0	.0	.0	.0	.0	.0	.0	.0	.0	.0	.0	YES	.0
AA-3190669	MARIAS FALLS INSURANCE COMPANY LTD	216	3	12	31	413	459	675	.0	675	444	.0	68.0	65.8	61.2	.0	NO	.0
AA-3190279	MILLER INSURANCE COMPANY LTD	(2)	2	.0	.0	.0	46	48	.0	46	46	(1)	104.3	102.2	100.0	.0	NO	.0

ANNUAL STATEMENT FOR THE YEAR 2021 OF THE FACTORY MUTUAL INSURANCE COMPANY

SCHEDULE F - PART 3 (Continued)

Ceded Reinsurance as of December 31, Current Year (\$000 Omitted)
(Aging of Ceded Reinsurance)

ID Number From Col. 1	Name of Reinsurer From Col. 3	Reinsurance Recoverable on Paid Losses and Paid Loss Adjustment Expenses						43 Total Due Cols. 37+42 (In total should equal Cols. 7+8)	44 Total Recoverable on Paid Losses & LAE Amounts in Dispute Included in Col. 43	45 Recoverable on Paid Losses & LAE Over 90 Days Past Due Amounts Included in Cols. 40 & 41	46 Total Recoverable on Paid Losses & LAE Amounts Not in Dispute (Cols 43-44)	47 Recoverable on Paid Losses & LAE Over 90 Days Past Due Amounts Not in Dispute (Cols. 40 + 41 - 45)	48 Amounts Received Prior 90 Days	49 Percentage Overdue Col. 42/Col. 43	50 Percentage of Amounts More Than 90 Days Overdue Not in Dispute (Col. 47/(Cols. 46+48))	51 Percentage More Than 120 Days Overdue (Col. 41/ Col. 43)	52 Is the Amount in Col. 50 Less Than 20%? (Yes or No)	53 Amounts in Col. 47 for Reinsurers with Values Less Than 20% in Col. 50
		37	Overdue				42 Total Overdue Cols. 38+39 +40+41											
		Current	38 1 - 29 Days	39 30 - 90 Days	40 91 - 120 Days	41 Over 120 Days												
AA-1580085	MITSUI SUMITOMO INS. CO. LTD.	0	0	0	0	0	0	0	0	0	0	0	0.0	0.0	0.0	0.0	YES	0
AA-3160122	MONTECELLO INSURANCE LIMITED	0	0	0	0	0	0	0	0	0	0	0	0.0	0.0	0.0	0.0	YES	0
AA-1460019	MS AMLIN AG	3,261	0	0	0	0	3,261	0	0	3,261	0	4,213	0.0	0.0	0.0	0.0	YES	0
AA-1340165	MUNCHENER RUCKVERSICHERUNGS GESELLSCHAFT	7,583	0	(1)	1	2	7,585	0	0	7,585	3	3,098	0.0	0.0	0.0	0.0	YES	3
AA-1560600	MUNICH REINSURANCE CO. OF CANADA	0	0	0	0	0	0	0	0	0	0	0	0.0	0.0	0.0	0.0	YES	0
AA-1120011	MUNICH REINSURANCE COMPANY (UK) GENERAL	0	0	0	0	7	7	0	0	7	7	0	100.0	100.0	100.0	100.0	NO	0
AA-1370024	NEXANS RE	0	0	0	0	425	425	425	0	425	425	0	100.0	100.0	100.0	100.0	NO	0
AA-0000000	NEXUS INS ASIA PTE LTD (NIA)	0	0	0	0	0	0	0	0	0	0	0	0.0	0.0	0.0	0.0	YES	0
AA-5760072	NEXUS INS INTL PTE LTD (NII)	0	0	0	0	0	0	0	0	0	0	0	0.0	0.0	0.0	0.0	YES	0
AA-3770374	NEXUS LIMITED	145	0	0	0	(19)	(19)	126	0	126	0	0	(15.1)	0.0	(15.1)	0.0	YES	0
AA-3190131	OWENS INSURANCE LTD	0	0	4	0	0	4	4	0	4	0	0	100.0	0.0	0.0	0.0	YES	0
AA-1780078	PARTNER REINSURANCE EUROPE SE	0	0	0	0	0	0	0	0	0	0	0	0.0	0.0	0.0	0.0	YES	0
AA-1780096	PARTNERRE IRELAND DAC	0	0	0	0	0	0	0	0	0	0	0	0.0	0.0	0.0	0.0	YES	0
AA-9240100	PEOPLE'S INSURANCE OF CHINA	0	0	0	0	1	1	1	0	1	1	0	100.0	100.0	100.0	100.0	NO	0
AA-1780097	PHILIP MORRIS INTL INS (IRELAND) LTD	(5)	0	0	4	7	11	6	0	6	11	0	183.3	183.3	116.7	NO	0	
AA-9240019	PICC PROPERTY AND CASUALTY CO	0	0	0	0	22	22	22	0	22	22	0	100.0	100.0	100.0	100.0	NO	0
AA-9240110	PING AN INSURANCE CO OF CHINA	0	0	0	0	0	0	0	0	0	0	0	0.0	0.0	0.0	0.0	YES	0
00-0000000	PIRELLI GROUP REINSURANCE COMPANY SA	3	0	1	0	4	5	8	0	8	4	0	62.5	50.0	50.0	50.0	NO	0
AA-1460028	PLASTIC OMNIUM RE AG	0	0	0	60	24	84	84	0	84	84	0	100.0	100.0	28.6	NO	0	
AA-1374107	POLYRE	0	0	11	60	4	75	75	0	75	64	3	100.0	82.1	5.3	NO	0	
AA-1370029	PRINTEMPS REASSURANCE SA	0	0	0	0	13	13	13	0	13	13	0	100.0	100.0	100.0	100.0	NO	0
AA-1464109	RELX RISKS SA	0	0	0	1	0	1	1	0	1	1	0	100.0	100.0	0.0	NO	0	
AA-1340022	REVIUM RUCKVERSICHERUNG AG	0	0	0	0	2	2	2	0	2	2	0	100.0	100.0	100.0	100.0	NO	0
AA-3160102	RIVERVIEW INSURANCE CO LTD	(40)	31	9	0	1	41	1	0	1	1	1,709	4	100.0	0.1	100.0	YES	1
98-1291066	ROOSEVELT INSURANCE COMPANY, LTD	0	4	81	9	198	292	292	0	292	207	0	100.0	70.9	67.8	NO	0	
AA-1370026	ROQUETTE RE S.A.	(1,156)	28	0	0	1,359	1,387	231	0	231	1,359	0	600.4	588.3	588.3	NO	0	
11-3723330	ROYAL & SUN ALLIANCE GLOBAL	0	0	0	0	0	0	0	0	0	0	0	0.0	0.0	0.0	0.0	YES	0
AA-5420022	SAMSUNG FIRE & MARINE INS CO LTD	32	0	0	0	0	0	32	0	32	0	4,032	0.0	0.0	0.0	YES	0	
AA-1440021	SANDVIK FORSAKRINGS AB	1	0	0	0	0	0	1	0	1	0	0	0.0	0.0	0.0	0.0	YES	0
AA-3191114	SATURN INSURANCE COMPANY LTD	0	0	0	0	16	16	16	0	16	16	0	100.0	100.0	100.0	100.0	NO	0
AA-1460125	SCHWEIZERISCHE MOBILIAR VERSICHERUNGSGES	1	1	4	0	24	29	30	0	30	24	0	96.7	80.0	80.0	NO	0	
AA-1320031	SCOR GLOBAL P&C SE	0	0	0	0	0	0	0	0	0	0	0	0.0	0.0	0.0	0.0	YES	0
AA-1320275	SCOR VIE	0	0	0	0	(24)	(24)	(24)	0	(24)	(24)	0	100.0	0.0	100.0	100.0	YES	0
AA-1370038	SERECO RE S.A.	13	0	1,540	3	35	1,578	1,591	0	1,591	38	0	99.2	2.4	2.2	YES	38	
AA-3770410	SEVEN MILE BEACH INS CO LTD	0	0	66	1	868	935	935	0	935	869	0	100.0	92.9	92.8	NO	0	
AA-5760059	SIRE INSURANCE PTE LTD	0	0	0	0	1	1	1	0	1	1	0	100.0	100.0	100.0	100.0	NO	0
AA-1444103	SKF REINSURANCE COMPANY LTD.	0	0	0	0	(30)	(30)	(30)	0	(30)	0	0	100.0	0.0	100.0	100.0	YES	0
AA-3194212	SOBRAL LIMITED	0	0	32	0	0	32	32	0	32	0	0	100.0	0.0	0.0	0.0	YES	0
AA-1370058	SOCIETE LUXEMBOURGEOISE DE REASSURANCES	0	0	0	0	0	0	0	0	0	0	0	0.0	0.0	0.0	0.0	YES	0
AA-1370031	SOLVAY HORTENSIA S.A.	14	0	0	0	0	0	14	0	14	0	19	0.0	0.0	0.0	0.0	YES	0
AA-1374103	SOMALRE SOCIETE DE REASSURANCE SOMMER AL	1	0	112	292	272	676	677	0	677	564	0	99.9	83.3	40.2	NO	0	
AA-5760056	SOMPO INS SINGAPORE PTE LTD	0	0	1	0	1	2	2	0	2	1	0	100.0	50.0	50.0	NO	0	
AA-1121576	SOMPO JAPAN INS CO of EUROPE LTD	0	0	0	0	0	0	0	0	0	0	0	0.0	0.0	0.0	0.0	YES	0
AA-5780018	SOMPO JAPAN NIPPONKOA	0	0	0	0	0	0	0	0	0	0	0	0.0	0.0	0.0	0.0	YES	0
AA-1420110	SPAREBANK 1 SKADEFORSIKRING AKTIESKAB	4	0	0	0	0	0	4	0	4	0	6	0.0	0.0	0.0	0.0	YES	0

ANNUAL STATEMENT FOR THE YEAR 2021 OF THE FACTORY MUTUAL INSURANCE COMPANY

SCHEDULE F - PART 3 (Continued)

Ceded Reinsurance as of December 31, Current Year (\$000 Omitted)

(Aging of Ceded Reinsurance)

ID Number From Col. 1	Name of Reinsurer From Col. 3	Reinsurance Recoverable on Paid Losses and Paid Loss Adjustment Expenses						44 Total Recoverable on Paid Losses & LAE Amounts in Dispute Included in Col. 43	45 Recoverable on Paid Losses & LAE Over 90 Days Past Due Amounts Included in Cols. 40 & 41	46 Total Recoverable on Paid Losses & LAE Amounts Not in Dispute (Cols 43-44)	47 Recoverable on Paid Losses & LAE Over 90 Days Past Due Amounts Not in Dispute (Cols. 40 + 41 - 45)	48 Amounts Received Prior 90 Days	49 Percentage Overdue Col. 42/Col. 43	50 Percentage of Amounts More Than 90 Days Overdue Not in Dispute (Col. 47/(Cols. 46+48))	51 Percentage More Than 120 Days Overdue (Col. 41/ Col. 43)	52 Is the Amount in Col. 50 Less Than 20%? (Yes or No)	53 Amounts in Col. 47 for Reinsurers with Values Less Than 20% in Col. 50	
		37 Current	38 Overdue				42 Total Overdue Cols. 38+39 +40+41											43 Total Due Cols. 37+42 (In total should equal Cols. 7+8)
			38 1 - 29 Days	39 30 - 90 Days	40 91 - 120 Days	41 Over 120 Days												
AA-3191177	SPEAR INSURANCE COMPANY LIMITED	.0	.0	.0	.0	.1	.1	.1	.1	.1	.0	100.0	100.0	100.0	NO	.0		
AA-1780062	SQUARDRON	.0	.0	.0	.0	.0	.0	.0	.0	.0	.0	.0	.0	.0	YES	.0		
AA-1370036	ST LOUIS RE S.A.	.0	.0	.0	.0	.0	.0	.0	.0	.0	.0	.0	.0	.0	YES	.0		
AA-1810009	STARR EUROPE INS LTD	.0	.0	.0	.0	.0	.0	.0	.0	.0	.0	.0	.0	.0	YES	.0		
AA-1370043	SUEZ RE S.A.	92	.0	.8	.0	.0	.8	100	.0	100	.0	.0	8.0	.0	YES	.0		
AA-3192080	SUFFOLK INSURANCE LTD	.1	13	.3	.0	.73	.89	.90	.0	.90	.0	.0	98.9	81.1	NO	.0		
AA-1121395	SUMITOMO MARINE & FIRE INS CO (EUROPE) L	.0	.0	.0	.0	.0	.0	.0	.0	.0	.0	.0	.0	.0	YES	.0		
AA-1121397	SUN ALLIANCE AND LONDON INS PLC	.0	.0	.0	.0	.773	.773	.773	.0	.773	.0	.0	100.0	100.0	NO	.0		
AA-1460021	SWISS RE CORPORATE SOLUTIONS L	.0	.0	.0	.0	.0	.0	.0	.0	.0	.0	.0	.0	.0	YES	.0		
AA-1280003	SWISS RE DENMARK	17	.0	.0	.0	.0	.17	.0	.0	.17	.0	17	.0	.0	YES	.0		
AA-1370021	SWISS RE EUROPE S.A.	.0	.0	.0	.0	.0	.0	.0	.0	.0	.0	.0	.0	.0	YES	.0		
AA-1360240	SWISS RE ITALIA S P A	12	.0	.0	.0	.0	.0	.12	.0	.12	.0	.9	.0	.0	YES	.0		
AA-1460146	SWISS REINSURANCE CO.	.0	.0	.0	.0	.0	.0	.0	.0	.0	.0	4	.0	.0	YES	.0		
AA-1121400	SWISS REINSURANCE COMPANY (UK) LTD	.0	.0	.0	.0	.0	.0	.0	.0	.0	.0	.0	.0	.0	YES	.0		
AA-3191220	TELLURIDE INSURANCE LTD	12	.0	.4	.1	.0	.5	.17	.0	.17	.1	1,673	29.4	.1	YES	.1		
AA-3190305	THE GROVE INSURANCE COMPANY LIMITED	.0	.0	.0	.0	.0	.0	.0	.0	.0	.0	.0	.0	.0	YES	.0		
98-1404041	THERMO FISHER SCIENTIFIC RE	.0	.0	.0	.0	.0	.0	.0	.0	.0	.0	.0	.0	.0	YES	.0		
98-0227129	THERMO RE, LTD.	.0	.0	.1	.0	.0	.1	.2	.0	.2	.1	.0	100.0	50.0	NO	.0		
AA-1580100	TOKIO MARINE & NICHIDO FIRE INS CO LTD	.0	.0	.0	.0	.0	.0	.0	.0	.0	.0	.0	.0	.0	YES	.0		
AA-2730049	TOKIO MARINE COMPANIA DE SEGR	.0	.0	.0	.0	.0	.0	.0	.0	.0	.0	.0	.0	.0	YES	.0		
AA-3160151	TORINO RE LIMITED	197	81	.0	.0	.0	81	278	.0	278	.0	44	29.1	.0	YES	.0		
AA-3190187	TRAFFORD PARK INS	12	.0	.0	.0	.0	.0	12	.0	12	.0	268	.0	.0	YES	.0		
AA-1120077	TRANSFERCOM LIMITED	2	.0	.0	.0	.0	.0	.2	.0	.2	.0	50	.0	.0	YES	.0		
AA-1440043	TRYGG HANSA INS CO LTD	.0	.0	.0	.0	.0	.0	.0	.0	.0	.0	6	.0	.0	YES	.0		
AA-3771000	UNITED INSURANCE CO	.0	.0	.0	.0	.9	.9	.9	.0	.9	.0	.0	100.0	100.0	NO	.0		
AA-3190186	WHITE ROCK INS (SAC) LTD	.0	.0	.0	.0	.1	.1	.1	.0	.1	.1	.0	100.0	100.0	NO	.0		
AA-3190231	WINGFOOT INS CO LTD	11	.0	.1	.0	.0	.1	12	.0	12	.0	1,861	8.3	.0	YES	.0		
AA-3191315	XL BERMUDA LTD	.0	.0	.0	.0	.16	.16	.16	.0	.16	.16	4	100.0	80.0	NO	.0		
AA-1121547	XL INSURANCE COMPANY LTD	.0	.0	.0	.0	(2)	(2)	(2)	.0	(2)	.0	.0	100.0	.0	YES	.0		
AA-1460020	XL INSURANCE COMPANY SE	.0	.0	.0	.0	.39	.39	.39	.0	.39	.39	.0	100.0	100.0	NO	.0		
00-0000000	XL INSURANCE COMPANY SE	.0	.0	.0	.0	.0	.0	.0	.0	.0	.0	.0	.0	.0	YES	.0		
AA-1780072	XL RE EUROPE PLC	.0	.0	.0	.0	.0	.0	.0	.0	.0	.0	.0	.0	.0	YES	.0		
AA-1460190	ZURICH INS CO LTD	.0	.0	.0	.0	.4	.4	.4	.0	.4	.4	.0	100.0	100.0	NO	.0		
AA-1120018	ZURICH INS PLC	.0	.0	.0	.0	.39	.39	.39	.0	.39	.39	.0	100.0	100.0	NO	.0		
AA-1560999	ZURICH INSURANCE COMPANY	.0	.0	.0	.0	.0	.0	.0	.0	.0	.0	.0	.0	.0	YES	.0		
AA-1120001	ZURICH SPECIALTIES LONDON LTD	.0	.0	.0	.0	.0	.0	.0	.0	.0	.0	.0	.0	.0	YES	.0		
AA-1340017	ZURICH VERSICHERUNG AG	.0	.0	.0	.0	.0	.0	.0	.0	.0	.0	.0	.0	.0	YES	.0		
2699999	Total Unauthorized - Other Non-U.S. Insurers	14,089	173	1,637	444	11,007	13,261	27,350	0	27,350	11,550	27,951	48.5	20.9	XXX	392		
2899999	Total Unauthorized Excluding Protected Cells (Sum of 2299999, 2399999, 2499999, 2599999 and 2699999)	55,549	445	1,903	446	11,356	14,150	69,699	0	69,699	11,936	88,805	20.3	7.5	16.3	XXX	689	
3299999	Total Certified - Affiliates - U.S. Non-Pool	0	0	0	0	0	0	0	0	0	0	0	0.0	0.0	0.0	XXX	0	
3599999	Total Certified - Affiliates - Other (Non-U.S.)	0	0	0	0	0	0	0	0	0	0	0	0.0	0.0	0.0	XXX	0	
3699999	Total Certified - Affiliates	0	0	0	0	0	0	0	0	0	0	0	0.0	0.0	0.0	XXX	0	

ANNUAL STATEMENT FOR THE YEAR 2021 OF THE FACTORY MUTUAL INSURANCE COMPANY

SCHEDULE F - PART 3 (Continued)

Ceded Reinsurance as of December 31, Current Year (\$000 Omitted)
(Aging of Ceded Reinsurance)

ID Number From Col. 1	Name of Reinsurer From Col. 3	Reinsurance Recoverable on Paid Losses and Paid Loss Adjustment Expenses						44 Total Recoverable on Paid Losses & LAE Amounts in Dispute Included in Col. 43	45 Recoverable on Paid Losses & LAE Over 90 Days Past Due Amounts Included in Cols. 40 & 41	46 Total Recoverable on Paid Losses & LAE Amounts Not in Dispute (Cols 43-44)	47 Recoverable on Paid Losses & LAE Over 90 Days Past Due Amounts Not in Dispute (Cols. 40 + 41 - 45)	48 Amounts Received Prior 90 Days	49 Percentage Overdue Col. 42/Col. 43	50 Percentage of Amounts More Than 90 Days Overdue Not in Dispute (Col. 47/(Cols. 46+48))	51 Percentage More Than 120 Days Overdue (Col. 41/ Col. 43)	52 Is the Amount in Col. 50 Less Than 20%? (Yes or No)	53 Amounts in Col. 47 for Reinsurers with Values Less Than 20% in Col. 50	
		37 Current	38 Overdue				42 Total Overdue Cols. 38+39 +40+41											43 Total Due Cols. 37+42 (In total should equal Cols. 7+8)
			38 1 - 29 Days	39 30 - 90 Days	40 91 - 120 Days	41 Over 120 Days												
CR-3194126	ARCH REINSURANCE LTD.	2,458	.0	.0	.0	.0	2,458	.0	.0	2,458	.0	1,105	.0	.0	.0	YES	.0	
CR-1320152	CHUBB EUROPEAN GROUP	.0	.0	.0	.0	.0	.0	.0	.0	.0	.0	.0	.0	.0	.0	YES	.0	
CR-3194130	ENDURANCE SPECIALTY INSURANCE CO	.0	.0	.0	.0	.0	.0	.0	.0	.0	.0	.0	.0	.0	.0	YES	.0	
CR-1340125	HANNOVER RUCK SE	7,980	.0	(1)	.1	.0	7,980	.0	.0	7,980	.1	3,620	.0	.0	.0	YES	.1	
CR-1460146	SWISS REINSURANCE CO.	7,760	.0	(1)	.1	.0	7,760	.0	.0	7,760	.1	38,707	.0	.0	.0	YES	.1	
CR-1120159	TRANSRE LONDON LIMITED	.13	.0	.0	.0	.0	.13	.0	.0	.13	.0	1,000	.0	.0	.0	YES	.0	
4099999	Total Certified - Other Non-U.S. Insurers	18,211	0	(2)	2	0	18,211	0	0	18,211	2	44,432	0.0	0.0	0.0	XXX	2	
4299999	Total Certified Excluding Protected Cells (Sum of 3699999, 3799999, 3899999, 3999999 and 4099999)	18,211	0	(2)	2	0	18,211	0	0	18,211	2	44,432	0.0	0.0	0.0	XXX	2	
4699999	Total Reciprocal Jurisdiction - Affiliates - U.S. Non-Pool	0	0	0	0	0	0	0	0	0	0	0	0.0	0.0	0.0	XXX	0	
4999999	Total Reciprocal Jurisdiction - Affiliates - Other (Non-U.S.)	0	0	0	0	0	0	0	0	0	0	0	0.0	0.0	0.0	XXX	0	
5099999	Total Reciprocal Jurisdiction - Affiliates	0	0	0	0	0	0	0	0	0	0	0	0.0	0.0	0.0	XXX	0	
5699999	Total Reciprocal Jurisdiction Excluding Protected Cells (Sum of 5099999, 5199999, 5299999, 5399999 and 5499999)	0	0	0	0	0	0	0	0	0	0	0	0.0	0.0	0.0	XXX	0	
5799999	Total Authorized, Unauthorized, Reciprocal Jurisdiction and Certified Excluding Protected Cells (Sum of 1499999, 2899999, 4299999 and 5699999)	190,748	2,956	10,267	727	22,080	36,030	226,778	6	6	226,772	23,468	156,577	15.9	6.1	9.7	XXX	1,543
5899999	Total Protected Cells (Sum of 1399999, 2799999, 4199999 and 5599999)	0	0	0	0	0	0	0	0	0	0	0	0.0	0.0	0.0	XXX	0	
9999999	Totals	190,748	2,956	10,267	727	22,080	36,030	226,778	6	6	226,772	23,468	156,577	15.9	6.1	9.7	XXX	1,543

ANNUAL STATEMENT FOR THE YEAR 2021 OF THE FACTORY MUTUAL INSURANCE COMPANY

SCHEDULE F - PART 3 (Continued)

Ceded Reinsurance as of December 31, Current Year (\$000 Omitted)
(Provision for Reinsurance for Certified Reinsurers)

ID Number From Col. 1	Name of Reinsurer From Col. 3	Provision for Certified Reinsurance													Complete if Col. 52 = "No"; Otherwise Enter 0			69 Provision for Overdue Reinsurance Ceded to Certified Reinsurers (Greater of [Col. 62 + Col. 65] or Col.68; not to Exceed Col. 63)
		54	55	56	57	58	59	60	61	62	63	64	65	66	67	68		
		Certified Reinsurer Rating (1 through 6)	Effective Date of Certified Reinsurer Rating	Percent Collateral Required for Full Credit (0% through 100%)	Catastrophe Recoverables Qualifying for Collateral Deferral	Net Recoverables Subject to Collateral Requirements for Full Credit (Col. 19 - Col. 57)	Dollar Amount of Collateral Required (Col. 56 * Col. 58)	Percent of Collateral Provided for Net Recoverables Subject to Collateral Requirements ([Col. 20 + Col. 22 + Col. 24] / Col. 58)	Percent Credit Allowed on Net Recoverables Subject to Collateral Requirements (Col. 60 / Col. 56, not to exceed 100%)	20% of Recoverable on Paid Losses & LAE Over 90 Days Past Due Amounts in Dispute (Col. 45 * 20%)	Amount of Credit Allowed for Net Recoverables (Col. 57 + [Col. 58 * Col. 61])	Provision for Reinsurance with Certified Reinsurers Due to Collateral Deficiency (Col. 19 - Col. 63)	20% of Recoverable on Paid Losses & LAE Over 90 Days Past Due Amounts Not in Dispute (Col. 47 * 20%)	Total Collateral Provided (Col. 20 + Col. 21 + Col. 24, not to Exceed Col. 63)	Net Unsecured Recoverable for Which Credit is Allowed (Col. 63 - Col. 66)	20% of Amount in Col. 67		
05-0284861	APPALACHIAN INSURANCE COMPANY	XXX	XXX	XXX	XXX	XXX	XXX	XXX	XXX	XXX	XXX	XXX	XXX	XXX	XXX	XXX	XXX	
05-0254496	AFFILIATED FM INSURANCE COMPANY	XXX	XXX	XXX	XXX	XXX	XXX	XXX	XXX	XXX	XXX	XXX	XXX	XXX	XXX	XXX	XXX	
0199999	Total Authorized - Affiliates - U.S. Intercompany Pooling			XXX	XXX	XXX	XXX	XXX	XXX	XXX	XXX	XXX	XXX	XXX	XXX	XXX	XXX	
05-0254496	AFFILIATED FM INSURANCE COMPANY	XXX	XXX	XXX	XXX	XXX	XXX	XXX	XXX	XXX	XXX	XXX	XXX	XXX	XXX	XXX	XXX	
0399999	Total Authorized - Affiliates - U.S. Non-Pool - Other			XXX	XXX	XXX	XXX	XXX	XXX	XXX	XXX	XXX	XXX	XXX	XXX	XXX	XXX	
0499999	Total Authorized - Affiliates - U.S. Non-Pool			XXX	XXX	XXX	XXX	XXX	XXX	XXX	XXX	XXX	XXX	XXX	XXX	XXX	XXX	
0799999	Total Authorized - Affiliates - Other (Non-U.S.)			XXX	XXX	XXX	XXX	XXX	XXX	XXX	XXX	XXX	XXX	XXX	XXX	XXX	XXX	
0899999	Total Authorized - Affiliates			XXX	XXX	XXX	XXX	XXX	XXX	XXX	XXX	XXX	XXX	XXX	XXX	XXX	XXX	
95-2371728	ACE AMERICAN INSURANCE COMPANY	XXX	XXX	XXX	XXX	XXX	XXX	XXX	XXX	XXX	XXX	XXX	XXX	XXX	XXX	XXX	XXX	
06-0237820	ACE PROPERTY & CASUALTY INS CO	XXX	XXX	XXX	XXX	XXX	XXX	XXX	XXX	XXX	XXX	XXX	XXX	XXX	XXX	XXX	XXX	
95-3187355	ALLIANZ GLOBAL RISKS US INSURANCE COMPAN	XXX	XXX	XXX	XXX	XXX	XXX	XXX	XXX	XXX	XXX	XXX	XXX	XXX	XXX	XXX	XXX	
06-1182357	ALLIED WORLD INS CO	XXX	XXX	XXX	XXX	XXX	XXX	XXX	XXX	XXX	XXX	XXX	XXX	XXX	XXX	XXX	XXX	
36-2661954	AMERICAN AGRICULTURAL INSURANCE COMPANY	XXX	XXX	XXX	XXX	XXX	XXX	XXX	XXX	XXX	XXX	XXX	XXX	XXX	XXX	XXX	XXX	
59-0593886	AMERICAN BANKERS INS CO OF FLA	XXX	XXX	XXX	XXX	XXX	XXX	XXX	XXX	XXX	XXX	XXX	XXX	XXX	XXX	XXX	XXX	
25-1118523	AMERICAN GENERAL LIFE INS CO OF DELAWARE	XXX	XXX	XXX	XXX	XXX	XXX	XXX	XXX	XXX	XXX	XXX	XXX	XXX	XXX	XXX	XXX	
13-5124990	AMERICAN HOME ASSURANCE COMPANY	XXX	XXX	XXX	XXX	XXX	XXX	XXX	XXX	XXX	XXX	XXX	XXX	XXX	XXX	XXX	XXX	
38-0829210	AMERISURE MUTUAL INSURANCE COMPANY	XXX	XXX	XXX	XXX	XXX	XXX	XXX	XXX	XXX	XXX	XXX	XXX	XXX	XXX	XXX	XXX	
13-3023897	ANEX SYNDICATE INC.	XXX	XXX	XXX	XXX	XXX	XXX	XXX	XXX	XXX	XXX	XXX	XXX	XXX	XXX	XXX	XXX	
43-0990710	ARCH INSURANCE COMPANY	XXX	XXX	XXX	XXX	XXX	XXX	XXX	XXX	XXX	XXX	XXX	XXX	XXX	XXX	XXX	XXX	
06-1430254	ARCH REINSURANCE COMPANY	XXX	XXX	XXX	XXX	XXX	XXX	XXX	XXX	XXX	XXX	XXX	XXX	XXX	XXX	XXX	XXX	
13-5358230	ARROWOOD INDEMNITY CO	XXX	XXX	XXX	XXX	XXX	XXX	XXX	XXX	XXX	XXX	XXX	XXX	XXX	XXX	XXX	XXX	
75-2344200	ASPEN AMERICA INS CO	XXX	XXX	XXX	XXX	XXX	XXX	XXX	XXX	XXX	XXX	XXX	XXX	XXX	XXX	XXX	XXX	
13-2963258	AVIVA INS CO OF CN	XXX	XXX	XXX	XXX	XXX	XXX	XXX	XXX	XXX	XXX	XXX	XXX	XXX	XXX	XXX	XXX	
51-0434766	AXIS REINSURANCE COMPANY	XXX	XXX	XXX	XXX	XXX	XXX	XXX	XXX	XXX	XXX	XXX	XXX	XXX	XXX	XXX	XXX	
47-0574325	BERKLEY INSURANCE COMPANY	XXX	XXX	XXX	XXX	XXX	XXX	XXX	XXX	XXX	XXX	XXX	XXX	XXX	XXX	XXX	XXX	
63-0202590	BERKSHIRE HATHAWAY SPECIALTY INSURANCE	XXX	XXX	XXX	XXX	XXX	XXX	XXX	XXX	XXX	XXX	XXX	XXX	XXX	XXX	XXX	XXX	
31-0542366	CINCINNATI INSURANCE CO.	XXX	XXX	XXX	XXX	XXX	XXX	XXX	XXX	XXX	XXX	XXX	XXX	XXX	XXX	XXX	XXX	
13-5010440	CONTINENTAL INSURANCE COMPANY	XXX	XXX	XXX	XXX	XXX	XXX	XXX	XXX	XXX	XXX	XXX	XXX	XXX	XXX	XXX	XXX	
37-0807507	COUNTRY MUTUAL INSURANCE COMPANY	XXX	XXX	XXX	XXX	XXX	XXX	XXX	XXX	XXX	XXX	XXX	XXX	XXX	XXX	XXX	XXX	
38-2145898	DORINCO REINSURANCE COMPANY	XXX	XXX	XXX	XXX	XXX	XXX	XXX	XXX	XXX	XXX	XXX	XXX	XXX	XXX	XXX	XXX	
39-0264050	EMPLOYERS INSURANCE OF WAUSAU	XXX	XXX	XXX	XXX	XXX	XXX	XXX	XXX	XXX	XXX	XXX	XXX	XXX	XXX	XXX	XXX	
42-0234980	EMPLOYERS MUTUAL CASUALTY COMPANY	XXX	XXX	XXX	XXX	XXX	XXX	XXX	XXX	XXX	XXX	XXX	XXX	XXX	XXX	XXX	XXX	
35-2293075	ENDURANCE ASSURANCE CORP	XXX	XXX	XXX	XXX	XXX	XXX	XXX	XXX	XXX	XXX	XXX	XXX	XXX	XXX	XXX	XXX	
22-2005057	EVEREST REINSURANCE COMPANY	XXX	XXX	XXX	XXX	XXX	XXX	XXX	XXX	XXX	XXX	XXX	XXX	XXX	XXX	XXX	XXX	
15-0302550	EXCELSIOR INSURANCE CO	XXX	XXX	XXX	XXX	XXX	XXX	XXX	XXX	XXX	XXX	XXX	XXX	XXX	XXX	XXX	XXX	
13-2673100	GENERAL REINSURANCE CORPORATION	XXX	XXX	XXX	XXX	XXX	XXX	XXX	XXX	XXX	XXX	XXX	XXX	XXX	XXX	XXX	XXX	
13-3029255	GENERAL SECURITY NATIONAL INSURANCE COMP	XXX	XXX	XXX	XXX	XXX	XXX	XXX	XXX	XXX	XXX	XXX	XXX	XXX	XXX	XXX	XXX	
13-1958482	GENERAL STAR NATIONAL INS. CO.	XXX	XXX	XXX	XXX	XXX	XXX	XXX	XXX	XXX	XXX	XXX	XXX	XXX	XXX	XXX	XXX	
13-5617450	GENERALI US BRANCH	XXX	XXX	XXX	XXX	XXX	XXX	XXX	XXX	XXX	XXX	XXX	XXX	XXX	XXX	XXX	XXX	
31-0501234	GREAT AMERICAN INSURANCE COMPANY	XXX	XXX	XXX	XXX	XXX	XXX	XXX	XXX	XXX	XXX	XXX	XXX	XXX	XXX	XXX	XXX	
06-0383750	HARTFORD FIRE INSURANCE COMPANY	XXX	XXX	XXX	XXX	XXX	XXX	XXX	XXX	XXX	XXX	XXX	XXX	XXX	XXX	XXX	XXX	

ANNUAL STATEMENT FOR THE YEAR 2021 OF THE FACTORY MUTUAL INSURANCE COMPANY

SCHEDULE F - PART 3 (Continued)

Ceded Reinsurance as of December 31, Current Year (\$000 Omitted)
(Provision for Reinsurance for Certified Reinsurers)

ID Number From Col. 1	Name of Reinsurer From Col. 3	Provision for Certified Reinsurance													Complete if Col. 52 = "No"; Otherwise Enter 0			69 Provision for Overdue Reinsurance Ceded to Certified Reinsurers (Greater of [Col. 62 + Col. 65] or Col.68; not to Exceed Col. 63)
		54	55	56	57	58	59	60	61	62	63	64	65	66	67	68		
		Certified Reinsurer Rating (1 through 6)	Effective Date of Certified Reinsurer Rating	Percent Collateral Required for Full Credit (0% through 100%)	Catastrophe Recoverables Qualifying for Collateral Deferral	Net Recoverables Subject to Collateral Requirements for Full Credit (Col. 19 - Col. 57)	Dollar Amount of Collateral Required (Col. 56 * Col. 58)	Percent of Collateral Provided for Net Recoverables Subject to Collateral Requirements ([Col. 20 + Col. 21 + Col. 22 + Col. 24] / Col. 58)	Percent Credit Allowed on Net Recoverables Subject to Collateral Requirements (Col. 60 / Col. 56, not to exceed 100%)	20% of Recoverable on Paid Losses & LAE Over 90 Days Past Due Amounts in Dispute (Col. 45 * 20%)	Amount of Credit Allowed for Net Recoverables (Col. 57 + [Col. 58 * Col. 61])	Provision for Reinsurance with Certified Reinsurers Due to Collateral Deficiency (Col. 19 - Col. 63)	20% of Recoverable on Paid Losses & LAE Over 90 Days Past Due Amounts Not in Dispute (Col. 47 * 20%)	Total Collateral Provided (Col. 20 + Col. 21 + Col. 24, not to Exceed Col. 63)	Net Unsecured Recoverable for Which Credit is Allowed (Col. 63 - Col. 66)	20% of Amount in Col. 67		
30-0409219	HDI GLOBAL INSURANCE COMPANY	XXX	XXX	XXX	XXX	XXX	XXX	XXX	XXX	XXX	XXX	XXX	XXX	XXX	XXX	XXX	XXX	
74-2195939	HOUSTON CASUALTY CO.	XXX	XXX	XXX	XXX	XXX	XXX	XXX	XXX	XXX	XXX	XXX	XXX	XXX	XXX	XXX	XXX	
23-0723970	INSURANCE COMPANY OF NORTH AMERICA	XXX	XXX	XXX	XXX	XXX	XXX	XXX	XXX	XXX	XXX	XXX	XXX	XXX	XXX	XXX	XXX	
13-3046844	INTERNATIONAL AMERICAN SYNDICATE	XXX	XXX	XXX	XXX	XXX	XXX	XXX	XXX	XXX	XXX	XXX	XXX	XXX	XXX	XXX	XXX	
34-1699321	IRONWOOD INSURANCE COMPANY	XXX	XXX	XXX	XXX	XXX	XXX	XXX	XXX	XXX	XXX	XXX	XXX	XXX	XXX	XXX	XXX	
30-0875959	LAMORAK INS CO	XXX	XXX	XXX	XXX	XXX	XXX	XXX	XXX	XXX	XXX	XXX	XXX	XXX	XXX	XXX	XXX	
25-1149494	LEXINGTON INS CO	XXX	XXX	XXX	XXX	XXX	XXX	XXX	XXX	XXX	XXX	XXX	XXX	XXX	XXX	XXX	XXX	
04-1543470	LIBERTY MUTUAL INSURANCE COMPANY	XXX	XXX	XXX	XXX	XXX	XXX	XXX	XXX	XXX	XXX	XXX	XXX	XXX	XXX	XXX	XXX	
36-3347420	MAPFRE INSURANCE CO	XXX	XXX	XXX	XXX	XXX	XXX	XXX	XXX	XXX	XXX	XXX	XXX	XXX	XXX	XXX	XXX	
22-3818012	MITSUMI SUMITOMO INS CO	XXX	XXX	XXX	XXX	XXX	XXX	XXX	XXX	XXX	XXX	XXX	XXX	XXX	XXX	XXX	XXX	
13-3467153	MITSUMI SUMITOMO INSURANCE USA INC.	XXX	XXX	XXX	XXX	XXX	XXX	XXX	XXX	XXX	XXX	XXX	XXX	XXX	XXX	XXX	XXX	
13-4924125	MUNICH REINSURANCE AMERICA INC.	XXX	XXX	XXX	XXX	XXX	XXX	XXX	XXX	XXX	XXX	XXX	XXX	XXX	XXX	XXX	XXX	
38-0865250	NATIONAL CASUALTY COMPANY	XXX	XXX	XXX	XXX	XXX	XXX	XXX	XXX	XXX	XXX	XXX	XXX	XXX	XXX	XXX	XXX	
47-0355979	NATIONAL INDEMNITY COMPANY	XXX	XXX	XXX	XXX	XXX	XXX	XXX	XXX	XXX	XXX	XXX	XXX	XXX	XXX	XXX	XXX	
36-2403971	NATIONAL LIABILITY & FIRE	XXX	XXX	XXX	XXX	XXX	XXX	XXX	XXX	XXX	XXX	XXX	XXX	XXX	XXX	XXX	XXX	
25-0687550	NATIONAL UNION FIRE INS CO OF PITTSBURGH	XXX	XXX	XXX	XXX	XXX	XXX	XXX	XXX	XXX	XXX	XXX	XXX	XXX	XXX	XXX	XXX	
31-4177110	NATIONWIDE MUTUAL FIRE INSURANCE COMPANY	XXX	XXX	XXX	XXX	XXX	XXX	XXX	XXX	XXX	XXX	XXX	XXX	XXX	XXX	XXX	XXX	
31-4177100	NATIONWIDE MUTUAL INSURANCE COMPANY	XXX	XXX	XXX	XXX	XXX	XXX	XXX	XXX	XXX	XXX	XXX	XXX	XXX	XXX	XXX	XXX	
47-0698507	ODYSSEY REINSURANCE CO	XXX	XXX	XXX	XXX	XXX	XXX	XXX	XXX	XXX	XXX	XXX	XXX	XXX	XXX	XXX	XXX	
13-3031176	PARTNER REINS CO OF THE US	XXX	XXX	XXX	XXX	XXX	XXX	XXX	XXX	XXX	XXX	XXX	XXX	XXX	XXX	XXX	XXX	
13-3531373	PARTNERRE INSURANCE CO. OF NY	XXX	XXX	XXX	XXX	XXX	XXX	XXX	XXX	XXX	XXX	XXX	XXX	XXX	XXX	XXX	XXX	
13-2919779	PEERLESS INDEMNITY INSURANCE COMPANY	XXX	XXX	XXX	XXX	XXX	XXX	XXX	XXX	XXX	XXX	XXX	XXX	XXX	XXX	XXX	XXX	
23-1642962	PENNSYLVANIA MANUFACTURERS ASSOC INS	XXX	XXX	XXX	XXX	XXX	XXX	XXX	XXX	XXX	XXX	XXX	XXX	XXX	XXX	XXX	XXX	
22-3410482	PRINCETON EXCESS AND SURPLUS LINES INS C	XXX	XXX	XXX	XXX	XXX	XXX	XXX	XXX	XXX	XXX	XXX	XXX	XXX	XXX	XXX	XXX	
13-1188550	PUBLIC SERVICE MUTUAL INSURANCE COMPANY	XXX	XXX	XXX	XXX	XXX	XXX	XXX	XXX	XXX	XXX	XXX	XXX	XXX	XXX	XXX	XXX	
23-1641984	QBE REINSURANCE CORP	XXX	XXX	XXX	XXX	XXX	XXX	XXX	XXX	XXX	XXX	XXX	XXX	XXX	XXX	XXX	XXX	
23-0580680	RELIANCE INSURANCE CO	XXX	XXX	XXX	XXX	XXX	XXX	XXX	XXX	XXX	XXX	XXX	XXX	XXX	XXX	XXX	XXX	
52-1952955	RENAISSANCE REINS US INC	XXX	XXX	XXX	XXX	XXX	XXX	XXX	XXX	XXX	XXX	XXX	XXX	XXX	XXX	XXX	XXX	
86-0274508	REPWEST INSURANCE CO	XXX	XXX	XXX	XXX	XXX	XXX	XXX	XXX	XXX	XXX	XXX	XXX	XXX	XXX	XXX	XXX	
37-0915434	RLI INSURANCE COMPANY	XXX	XXX	XXX	XXX	XXX	XXX	XXX	XXX	XXX	XXX	XXX	XXX	XXX	XXX	XXX	XXX	
16-0366830	RSUI INDEMNITY	XXX	XXX	XXX	XXX	XXX	XXX	XXX	XXX	XXX	XXX	XXX	XXX	XXX	XXX	XXX	XXX	
75-1444207	SCOR REINSURANCE COMPANY	XXX	XXX	XXX	XXX	XXX	XXX	XXX	XXX	XXX	XXX	XXX	XXX	XXX	XXX	XXX	XXX	
39-0333950	SENTRY INSURANCE A MUTUAL COMPANY	XXX	XXX	XXX	XXX	XXX	XXX	XXX	XXX	XXX	XXX	XXX	XXX	XXX	XXX	XXX	XXX	
13-2997499	SIRIUSPOINT AMERICA INSURANCE CO	XXX	XXX	XXX	XXX	XXX	XXX	XXX	XXX	XXX	XXX	XXX	XXX	XXX	XXX	XXX	XXX	
75-1670124	STARR IND & LIAB COMPANY	XXX	XXX	XXX	XXX	XXX	XXX	XXX	XXX	XXX	XXX	XXX	XXX	XXX	XXX	XXX	XXX	
81-4566522	STARR SPECIALTY INS CO	XXX	XXX	XXX	XXX	XXX	XXX	XXX	XXX	XXX	XXX	XXX	XXX	XXX	XXX	XXX	XXX	
52-0981481	STEADFAST INSURANCE COMPANY	XXX	XXX	XXX	XXX	XXX	XXX	XXX	XXX	XXX	XXX	XXX	XXX	XXX	XXX	XXX	XXX	
13-1675535	SWISS REINSURANCE AMERICA CORPORATION	XXX	XXX	XXX	XXX	XXX	XXX	XXX	XXX	XXX	XXX	XXX	XXX	XXX	XXX	XXX	XXX	
13-6108722	TOKIO MARINE & NICHIDO FIRE INS CO LTD U	XXX	XXX	XXX	XXX	XXX	XXX	XXX	XXX	XXX	XXX	XXX	XXX	XXX	XXX	XXX	XXX	
13-4032666	TOKIO MARINE AMERICA INS CO	XXX	XXX	XXX	XXX	XXX	XXX	XXX	XXX	XXX	XXX	XXX	XXX	XXX	XXX	XXX	XXX	
13-5616275	TRANSATLANTIC REINSURANCE COMPANY	XXX	XXX	XXX	XXX	XXX	XXX	XXX	XXX	XXX	XXX	XXX	XXX	XXX	XXX	XXX	XXX	
06-0568050	TRAVELERS INDEMNITY COMPANY	XXX	XXX	XXX	XXX	XXX	XXX	XXX	XXX	XXX	XXX	XXX	XXX	XXX	XXX	XXX	XXX	

ANNUAL STATEMENT FOR THE YEAR 2021 OF THE FACTORY MUTUAL INSURANCE COMPANY

SCHEDULE F - PART 3 (Continued)

Ceded Reinsurance as of December 31, Current Year (\$000 Omitted)
(Provision for Reinsurance for Certified Reinsurers)

ID Number From Col. 1	Name of Reinsurer From Col. 3	Provision for Certified Reinsurance													Complete if Col. 52 = "No"; Otherwise Enter 0			69 Provision for Overdue Reinsurance Ceded to Certified Reinsurers (Greater of [Col. 62 + Col. 65] or Col.68; not to Exceed Col. 63)
		54	55	56	57	58	59	60	61	62	63	64	65	66	67	68		
		Certified Reinsurer Rating (1 through 6)	Effective Date of Certified Reinsurer Rating	Percent Collateral Required for Full Credit (0% through 100%)	Catastrophe Recoverables Qualifying for Collateral Deferral	Net Recoverables Subject to Collateral Requirements for Full Credit (Col. 19 - Col. 57)	Dollar Amount of Collateral Required (Col. 56 * Col. 58)	Percent of Collateral Provided for Net Recoverables Subject to Collateral Requirements ([Col. 20 + Col. 21 + Col. 24] / Col. 58)	Percent Credit Allowed on Net Recoverables Subject to Collateral Requirements (Col. 60 / Col. 56, not to exceed 100%)	20% of Recoverable on Paid Losses & LAE Over 90 Days Past Due Amounts in Dispute (Col. 45 * 20%)	Amount of Credit Allowed for Net Recoverables (Col. 57 + [Col. 58 * Col. 61])	Provision for Reinsurance with Certified Reinsurers Due to Collateral Deficiency (Col. 19 - Col. 63)	20% of Recoverable on Paid Losses & LAE Over 90 Days Past Due Amounts Not in Dispute (Col. 47 * 20%)	Total Collateral Provided (Col. 20 + Col. 21 + Col. 24, not to Exceed Col. 63)	Net Unsecured Recoverable for Which Credit is Allowed (Col. 63 - Col. 66)	20% of Amount in Col. 67		
13-2953213	UNIONE ITALIANA REINSURANCE CO OF AMERIC	XXX	XXX	XXX	XXX	XXX	XXX	XXX	XXX	XXX	XXX	XXX	XXX	XXX	XXX	XXX	XXX	
48-0921045	WESTPORT INSURANCE CORPORATION	XXX	XXX	XXX	XXX	XXX	XXX	XXX	XXX	XXX	XXX	XXX	XXX	XXX	XXX	XXX	XXX	
75-6017952	XL INSURANCE AMERICA INC.	XXX	XXX	XXX	XXX	XXX	XXX	XXX	XXX	XXX	XXX	XXX	XXX	XXX	XXX	XXX	XXX	
13-3787296	XL INSURANCE CO OF NEW YORK	XXX	XXX	XXX	XXX	XXX	XXX	XXX	XXX	XXX	XXX	XXX	XXX	XXX	XXX	XXX	XXX	
13-1290712	XL REINSURANCE AMERICA INC.	XXX	XXX	XXX	XXX	XXX	XXX	XXX	XXX	XXX	XXX	XXX	XXX	XXX	XXX	XXX	XXX	
85-0277191	XL SPECIALTY INSURANCE COMPANY (CANADA)	XXX	XXX	XXX	XXX	XXX	XXX	XXX	XXX	XXX	XXX	XXX	XXX	XXX	XXX	XXX	XXX	
36-4233459	ZURICH AMERICAN INSURANCE COMPANY	XXX	XXX	XXX	XXX	XXX	XXX	XXX	XXX	XXX	XXX	XXX	XXX	XXX	XXX	XXX	XXX	
36-2781080	ZURICH AMERICAN INSURANCE COMPANY OF ILL	XXX	XXX	XXX	XXX	XXX	XXX	XXX	XXX	XXX	XXX	XXX	XXX	XXX	XXX	XXX	XXX	
0999999	Total Authorized - Other U.S. Unaffiliated Insurers			XXX	XXX	XXX	XXX	XXX	XXX	XXX	XXX	XXX	XXX	XXX	XXX	XXX	XXX	
AA-9995081	AGENCY MANAGERS LTD	XXX	XXX	XXX	XXX	XXX	XXX	XXX	XXX	XXX	XXX	XXX	XXX	XXX	XXX	XXX	XXX	
AA-9995022	EXCESS AND CASUALTY REINSURANCE ASSOC.	XXX	XXX	XXX	XXX	XXX	XXX	XXX	XXX	XXX	XXX	XXX	XXX	XXX	XXX	XXX	XXX	
AA-9993217	MAIDEN LANE SYNDICATE INC.	XXX	XXX	XXX	XXX	XXX	XXX	XXX	XXX	XXX	XXX	XXX	XXX	XXX	XXX	XXX	XXX	
AA-9995032	MUTUAL MARINE OFFICE, INCORPORATED	XXX	XXX	XXX	XXX	XXX	XXX	XXX	XXX	XXX	XXX	XXX	XXX	XXX	XXX	XXX	XXX	
AA-9993225	SOUTH PLACE SYNDICATE	XXX	XXX	XXX	XXX	XXX	XXX	XXX	XXX	XXX	XXX	XXX	XXX	XXX	XXX	XXX	XXX	
1199999	Total Authorized - Pools - Voluntary Pools			XXX	XXX	XXX	XXX	XXX	XXX	XXX	XXX	XXX	XXX	XXX	XXX	XXX	XXX	
AA-1120810	ACE EUROPEAN GRP LTD	XXX	XXX	XXX	XXX	XXX	XXX	XXX	XXX	XXX	XXX	XXX	XXX	XXX	XXX	XXX	XXX	
AA-1580015	AIOI NISSAY DOWA INS CO LTD	XXX	XXX	XXX	XXX	XXX	XXX	XXX	XXX	XXX	XXX	XXX	XXX	XXX	XXX	XXX	XXX	
AA-1344102	ALLIANZ GLOBAL CORPORATE & SPECIALTY AG	XXX	XXX	XXX	XXX	XXX	XXX	XXX	XXX	XXX	XXX	XXX	XXX	XXX	XXX	XXX	XXX	
AA-1120053	ARCH INS UK LTD	XXX	XXX	XXX	XXX	XXX	XXX	XXX	XXX	XXX	XXX	XXX	XXX	XXX	XXX	XXX	XXX	
AA-3190932	ARGO RE LTD	XXX	XXX	XXX	XXX	XXX	XXX	XXX	XXX	XXX	XXX	XXX	XXX	XXX	XXX	XXX	XXX	
AA-3194168	ASPEN INSURANCE LIMITED	XXX	XXX	XXX	XXX	XXX	XXX	XXX	XXX	XXX	XXX	XXX	XXX	XXX	XXX	XXX	XXX	
AA-1120337	ASPEN INSURANCE UK LIMITED	XXX	XXX	XXX	XXX	XXX	XXX	XXX	XXX	XXX	XXX	XXX	XXX	XXX	XXX	XXX	XXX	
AA-1360015	ASSICURAZIONI GEN S P A	XXX	XXX	XXX	XXX	XXX	XXX	XXX	XXX	XXX	XXX	XXX	XXX	XXX	XXX	XXX	XXX	
AA-3190004	ASSOCIATED ELECTRIC AND GAS INSURANCE SE	XXX	XXX	XXX	XXX	XXX	XXX	XXX	XXX	XXX	XXX	XXX	XXX	XXX	XXX	XXX	XXX	
AA-1120660	AVIVA INSURANCE LIMITED	XXX	XXX	XXX	XXX	XXX	XXX	XXX	XXX	XXX	XXX	XXX	XXX	XXX	XXX	XXX	XXX	
AA-1784130	AXIS SPECIALTY EUROPE LTD.	XXX	XXX	XXX	XXX	XXX	XXX	XXX	XXX	XXX	XXX	XXX	XXX	XXX	XXX	XXX	XXX	
AA-3194139	AXIS SPECIALTY LTD	XXX	XXX	XXX	XXX	XXX	XXX	XXX	XXX	XXX	XXX	XXX	XXX	XXX	XXX	XXX	XXX	
AA-1460025	BALOISE INS CO LTD (BASLER VERS GES AG)	XXX	XXX	XXX	XXX	XXX	XXX	XXX	XXX	XXX	XXX	XXX	XXX	XXX	XXX	XXX	XXX	
AA-5280012	CENTRAL REINSURANCE CORPORATION	XXX	XXX	XXX	XXX	XXX	XXX	XXX	XXX	XXX	XXX	XXX	XXX	XXX	XXX	XXX	XXX	
AA-1320152	CHUBB EUROPEAN GROUP	XXX	XXX	XXX	XXX	XXX	XXX	XXX	XXX	XXX	XXX	XXX	XXX	XXX	XXX	XXX	XXX	
AA-1120191	CONVEK INSURANCE UK LTD	XXX	XXX	XXX	XXX	XXX	XXX	XXX	XXX	XXX	XXX	XXX	XXX	XXX	XXX	XXX	XXX	
AA-3194122	DAVINCI REINSURANCE LTD.	XXX	XXX	XXX	XXX	XXX	XXX	XXX	XXX	XXX	XXX	XXX	XXX	XXX	XXX	XXX	XXX	
AA-1120495	DOMINION INSURANCE COMPANY LIMITED	XXX	XXX	XXX	XXX	XXX	XXX	XXX	XXX	XXX	XXX	XXX	XXX	XXX	XXX	XXX	XXX	
AA-3194130	ENDURANCE SPECIALTY INS LTD	XXX	XXX	XXX	XXX	XXX	XXX	XXX	XXX	XXX	XXX	XXX	XXX	XXX	XXX	XXX	XXX	
AA-1124129	ENDURANCE WORLDWIDE INSURANCE LTD	XXX	XXX	XXX	XXX	XXX	XXX	XXX	XXX	XXX	XXX	XXX	XXX	XXX	XXX	XXX	XXX	
AA-3191289	FIDELIS INSURANCE BERMUDA LIMITED	XXX	XXX	XXX	XXX	XXX	XXX	XXX	XXX	XXX	XXX	XXX	XXX	XXX	XXX	XXX	XXX	
AA-1340043	GREAT LAKES INS SE	XXX	XXX	XXX	XXX	XXX	XXX	XXX	XXX	XXX	XXX	XXX	XXX	XXX	XXX	XXX	XXX	
AA-1340125	HANNOVER RUCK SE	XXX	XXX	XXX	XXX	XXX	XXX	XXX	XXX	XXX	XXX	XXX	XXX	XXX	XXX	XXX	XXX	
AA-1490002	HELVETIA SCHWEIZERISCHE	XXX	XXX	XXX	XXX	XXX	XXX	XXX	XXX	XXX	XXX	XXX	XXX	XXX	XXX	XXX	XXX	
AA-1460080	HELVETIA SWISS	XXX	XXX	XXX	XXX	XXX	XXX	XXX	XXX	XXX	XXX	XXX	XXX	XXX	XXX	XXX	XXX	
AA-2230425	I.R.B., IST. DE RESS DO BRAZIL	XXX	XXX	XXX	XXX	XXX	XXX	XXX	XXX	XXX	XXX	XXX	XXX	XXX	XXX	XXX	XXX	
AA-1340041	INTERNATIONAL INSURANCE COMPANY OF HANNO	XXX	XXX	XXX	XXX	XXX	XXX	XXX	XXX	XXX	XXX	XXX	XXX	XXX	XXX	XXX	XXX	

ANNUAL STATEMENT FOR THE YEAR 2021 OF THE FACTORY MUTUAL INSURANCE COMPANY

SCHEDULE F - PART 3 (Continued)

Ceded Reinsurance as of December 31, Current Year (\$000 Omitted)
(Provision for Reinsurance for Certified Reinsurers)

ID Number From Col. 1	Name of Reinsurer From Col. 3	Provision for Certified Reinsurance													Complete if Col. 52 = "No"; Otherwise Enter 0			69 Provision for Overdue Reinsurance Ceded to Certified Reinsurers (Greater of [Col. 62 + Col. 65] or Col.68; not to Exceed Col. 63)
		54	55	56	57	58	59	60	61	62	63	64	65	66	67	68		
		Certified Reinsurer Rating (1 through 6)	Effective Date of Certified Reinsurer Rating	Percent Collateral Required for Full Credit (0% through 100%)	Catastrophe Recoverables Qualifying for Collateral Deferral	Net Recoverables Subject to Collateral Requirements for Full Credit (Col. 19 - Col. 57)	Dollar Amount of Collateral Required (Col. 56 * Col. 58)	Percent of Collateral Provided for Net Recoverables Subject to Collateral Requirements ([Col. 20 + Col. 21 + Col. 22 + Col. 24] / Col. 58)	Percent Credit Allowed on Net Recoverables Subject to Collateral Requirements (Col. 60 / Col. 56, not to exceed 100%)	20% of Recoverable on Paid Losses & LAE Over 90 Days Past Due Amounts in Dispute (Col. 45 * 20%)	Amount of Credit Allowed for Net Recoverables (Col. 57 + [Col. 58 * Col. 61])	Provision for Reinsurance with Certified Reinsurers Due to Collateral Deficiency (Col. 19 - Col. 63)	20% of Recoverable on Paid Losses & LAE Over 90 Days Past Due Amounts Not in Dispute (Col. 47 * 20%)	Total Collateral Provided (Col. 20 + Col. 21 + Col. 24, not to Exceed Col. 63)	Net Unsecured Recoverable for Which Credit is Allowed (Col. 63 - Col. 66)	20% of Amount in Col. 67		
AA-3190871	LANCASHIRE INSURANCE COMPANY LIMITED	XXX	XXX	XXX	XXX	XXX	XXX	XXX	XXX	XXX	XXX	XXX	XXX	XXX	XXX	XXX	XXX	
AA-1569530	LAURENTIAN GENERAL INSURANCE COMPANY INC	XXX	XXX	XXX	XXX	XXX	XXX	XXX	XXX	XXX	XXX	XXX	XXX	XXX	XXX	XXX	XXX	
AA-1370048	LIBERTY MUTUAL INSURANCE	XXX	XXX	XXX	XXX	XXX	XXX	XXX	XXX	XXX	XXX	XXX	XXX	XXX	XXX	XXX	XXX	
AA-3190917	LIBERTY SPECIALTY MARKETS BERMUDA LTD	XXX	XXX	XXX	XXX	XXX	XXX	XXX	XXX	XXX	XXX	XXX	XXX	XXX	XXX	XXX	XXX	
AA-1126033	LLOYDS - SYNDICATE # 0033	XXX	XXX	XXX	XXX	XXX	XXX	XXX	XXX	XXX	XXX	XXX	XXX	XXX	XXX	XXX	XXX	
AA-1126250	LLOYDS - SYNDICATE # 0250	XXX	XXX	XXX	XXX	XXX	XXX	XXX	XXX	XXX	XXX	XXX	XXX	XXX	XXX	XXX	XXX	
AA-1126318	LLOYDS - SYNDICATE # 0318	XXX	XXX	XXX	XXX	XXX	XXX	XXX	XXX	XXX	XXX	XXX	XXX	XXX	XXX	XXX	XXX	
AA-1126382	LLOYDS - SYNDICATE # 0382	XXX	XXX	XXX	XXX	XXX	XXX	XXX	XXX	XXX	XXX	XXX	XXX	XXX	XXX	XXX	XXX	
AA-1126435	LLOYDS - SYNDICATE # 0435	XXX	XXX	XXX	XXX	XXX	XXX	XXX	XXX	XXX	XXX	XXX	XXX	XXX	XXX	XXX	XXX	
AA-1126457	LLOYDS - SYNDICATE # 0457	XXX	XXX	XXX	XXX	XXX	XXX	XXX	XXX	XXX	XXX	XXX	XXX	XXX	XXX	XXX	XXX	
AA-1126510	LLOYDS - SYNDICATE # 0510	XXX	XXX	XXX	XXX	XXX	XXX	XXX	XXX	XXX	XXX	XXX	XXX	XXX	XXX	XXX	XXX	
AA-1126566	LLOYDS - SYNDICATE # 0566	XXX	XXX	XXX	XXX	XXX	XXX	XXX	XXX	XXX	XXX	XXX	XXX	XXX	XXX	XXX	XXX	
AA-1126609	LLOYDS - SYNDICATE # 0609	XXX	XXX	XXX	XXX	XXX	XXX	XXX	XXX	XXX	XXX	XXX	XXX	XXX	XXX	XXX	XXX	
AA-1126623	LLOYDS - SYNDICATE # 0623	XXX	XXX	XXX	XXX	XXX	XXX	XXX	XXX	XXX	XXX	XXX	XXX	XXX	XXX	XXX	XXX	
AA-1126626	LLOYDS - SYNDICATE # 0626	XXX	XXX	XXX	XXX	XXX	XXX	XXX	XXX	XXX	XXX	XXX	XXX	XXX	XXX	XXX	XXX	
AA-1127036	LLOYDS - SYNDICATE # 1036	XXX	XXX	XXX	XXX	XXX	XXX	XXX	XXX	XXX	XXX	XXX	XXX	XXX	XXX	XXX	XXX	
AA-1127084	LLOYDS - SYNDICATE # 1084	XXX	XXX	XXX	XXX	XXX	XXX	XXX	XXX	XXX	XXX	XXX	XXX	XXX	XXX	XXX	XXX	
AA-1120105	LLOYDS - SYNDICATE # 1110	XXX	XXX	XXX	XXX	XXX	XXX	XXX	XXX	XXX	XXX	XXX	XXX	XXX	XXX	XXX	XXX	
AA-1127183	LLOYDS - SYNDICATE # 1183	XXX	XXX	XXX	XXX	XXX	XXX	XXX	XXX	XXX	XXX	XXX	XXX	XXX	XXX	XXX	XXX	
AA-1127200	LLOYDS - SYNDICATE # 1200	XXX	XXX	XXX	XXX	XXX	XXX	XXX	XXX	XXX	XXX	XXX	XXX	XXX	XXX	XXX	XXX	
AA-1127218	LLOYDS - SYNDICATE # 1218	XXX	XXX	XXX	XXX	XXX	XXX	XXX	XXX	XXX	XXX	XXX	XXX	XXX	XXX	XXX	XXX	
AA-1127221	LLOYDS - SYNDICATE # 1221	XXX	XXX	XXX	XXX	XXX	XXX	XXX	XXX	XXX	XXX	XXX	XXX	XXX	XXX	XXX	XXX	
AA-1127225	LLOYDS - SYNDICATE # 1225	XXX	XXX	XXX	XXX	XXX	XXX	XXX	XXX	XXX	XXX	XXX	XXX	XXX	XXX	XXX	XXX	
AA-1120085	LLOYDS - SYNDICATE # 1274	XXX	XXX	XXX	XXX	XXX	XXX	XXX	XXX	XXX	XXX	XXX	XXX	XXX	XXX	XXX	XXX	
AA-1127301	LLOYDS - SYNDICATE # 1301	XXX	XXX	XXX	XXX	XXX	XXX	XXX	XXX	XXX	XXX	XXX	XXX	XXX	XXX	XXX	XXX	
AA-1127414	LLOYDS - SYNDICATE # 1414	XXX	XXX	XXX	XXX	XXX	XXX	XXX	XXX	XXX	XXX	XXX	XXX	XXX	XXX	XXX	XXX	
AA-1120102	LLOYDS - SYNDICATE # 1458	XXX	XXX	XXX	XXX	XXX	XXX	XXX	XXX	XXX	XXX	XXX	XXX	XXX	XXX	XXX	XXX	
AA-1127688	LLOYDS - SYNDICATE # 1688	XXX	XXX	XXX	XXX	XXX	XXX	XXX	XXX	XXX	XXX	XXX	XXX	XXX	XXX	XXX	XXX	
AA-1120157	LLOYDS - SYNDICATE # 1729	XXX	XXX	XXX	XXX	XXX	XXX	XXX	XXX	XXX	XXX	XXX	XXX	XXX	XXX	XXX	XXX	
AA-1120171	LLOYDS - SYNDICATE # 1856	XXX	XXX	XXX	XXX	XXX	XXX	XXX	XXX	XXX	XXX	XXX	XXX	XXX	XXX	XXX	XXX	
AA-1127861	LLOYDS - SYNDICATE # 1861	XXX	XXX	XXX	XXX	XXX	XXX	XXX	XXX	XXX	XXX	XXX	XXX	XXX	XXX	XXX	XXX	
AA-1120096	LLOYDS - SYNDICATE # 1880	XXX	XXX	XXX	XXX	XXX	XXX	XXX	XXX	XXX	XXX	XXX	XXX	XXX	XXX	XXX	XXX	
AA-1120054	LLOYDS - SYNDICATE # 1886	XXX	XXX	XXX	XXX	XXX	XXX	XXX	XXX	XXX	XXX	XXX	XXX	XXX	XXX	XXX	XXX	
AA-1120131	LLOYDS - SYNDICATE # 1897	XXX	XXX	XXX	XXX	XXX	XXX	XXX	XXX	XXX	XXX	XXX	XXX	XXX	XXX	XXX	XXX	
AA-1120083	LLOYDS - SYNDICATE # 1910	XXX	XXX	XXX	XXX	XXX	XXX	XXX	XXX	XXX	XXX	XXX	XXX	XXX	XXX	XXX	XXX	
AA-1120064	LLOYDS - SYNDICATE # 1919	XXX	XXX	XXX	XXX	XXX	XXX	XXX	XXX	XXX	XXX	XXX	XXX	XXX	XXX	XXX	XXX	
AA-1120084	LLOYDS - SYNDICATE # 1955	XXX	XXX	XXX	XXX	XXX	XXX	XXX	XXX	XXX	XXX	XXX	XXX	XXX	XXX	XXX	XXX	
AA-1120103	LLOYDS - SYNDICATE # 1967	XXX	XXX	XXX	XXX	XXX	XXX	XXX	XXX	XXX	XXX	XXX	XXX	XXX	XXX	XXX	XXX	
AA-1120106	LLOYDS - SYNDICATE # 1969	XXX	XXX	XXX	XXX	XXX	XXX	XXX	XXX	XXX	XXX	XXX	XXX	XXX	XXX	XXX	XXX	
AA-1120161	LLOYDS - SYNDICATE # 1980	XXX	XXX	XXX	XXX	XXX	XXX	XXX	XXX	XXX	XXX	XXX	XXX	XXX	XXX	XXX	XXX	
AA-1128001	LLOYDS - SYNDICATE # 2001	XXX	XXX	XXX	XXX	XXX	XXX	XXX	XXX	XXX	XXX	XXX	XXX	XXX	XXX	XXX	XXX	
AA-1128003	LLOYDS - SYNDICATE # 2003	XXX	XXX	XXX	XXX	XXX	XXX	XXX	XXX	XXX	XXX	XXX	XXX	XXX	XXX	XXX	XXX	

ANNUAL STATEMENT FOR THE YEAR 2021 OF THE FACTORY MUTUAL INSURANCE COMPANY

SCHEDULE F - PART 3 (Continued)

Ceded Reinsurance as of December 31, Current Year (\$000 Omitted)
(Provision for Reinsurance for Certified Reinsurers)

ID Number From Col. 1	Name of Reinsurer From Col. 3	Provision for Certified Reinsurance													Complete if Col. 52 = "No"; Otherwise Enter 0			69 Provision for Overdue Reinsurance Ceded to Certified Reinsurers (Greater of [Col. 62 + Col. 65] or Col.68; not to Exceed Col. 63)
		54	55	56	57	58	59	60	61	62	63	64	65	66	67	68		
		Certified Reinsurer Rating (1 through 6)	Effective Date of Certified Reinsurer Rating	Percent Collateral Required for Full Credit (0% through 100%)	Catastrophe Recoverables Qualifying for Collateral Deferral	Net Recoverables Subject to Collateral Requirements for Full Credit (Col. 19 - Col. 57)	Dollar Amount of Collateral Required (Col. 56 * Col. 58)	Percent of Collateral Provided for Net Recoverables Subject to Collateral Requirements ([Col. 20 + Col. 21 + Col. 22 + Col. 24] / Col. 58)	Percent Credit Allowed on Net Recoverables Subject to Collateral Requirements (Col. 60 / Col. 56, not to exceed 100%)	20% of Recoverable on Paid Losses & LAE Over 90 Days Past Due Amounts in Dispute (Col. 45 * 20%)	Amount of Credit Allowed for Net Recoverables (Col. 57 + [Col. 58 * Col. 61])	Provision for Reinsurance with Certified Reinsurers Due to Collateral Deficiency (Col. 19 - Col. 63)	20% of Recoverable on Paid Losses & LAE Over 90 Days Past Due Amounts Not in Dispute (Col. 47 * 20%)	Total Collateral Provided (Col. 20 + Col. 21 + Col. 24, not to Exceed Col. 63)	Net Unsecured Recoverable for Which Credit is Allowed (Col. 63 - Col. 66)	20% of Amount in Col. 67		
AA-1120071	LLOYDS - SYNDICATE # 2007	XXX	XXX	XXX	XXX	XXX	XXX	XXX	XXX	XXX	XXX	XXX	XXX	XXX	XXX	XXX	XXX	XXX
AA-1128010	LLOYDS - SYNDICATE # 2010	XXX	XXX	XXX	XXX	XXX	XXX	XXX	XXX	XXX	XXX	XXX	XXX	XXX	XXX	XXX	XXX	XXX
AA-1120158	LLOYDS - SYNDICATE # 2014	XXX	XXX	XXX	XXX	XXX	XXX	XXX	XXX	XXX	XXX	XXX	XXX	XXX	XXX	XXX	XXX	XXX
AA-1120114	LLOYDS - SYNDICATE # 2015	XXX	XXX	XXX	XXX	XXX	XXX	XXX	XXX	XXX	XXX	XXX	XXX	XXX	XXX	XXX	XXX	XXX
AA-1128121	LLOYDS - SYNDICATE # 2121	XXX	XXX	XXX	XXX	XXX	XXX	XXX	XXX	XXX	XXX	XXX	XXX	XXX	XXX	XXX	XXX	XXX
AA-1120112	LLOYDS - SYNDICATE # 2232	XXX	XXX	XXX	XXX	XXX	XXX	XXX	XXX	XXX	XXX	XXX	XXX	XXX	XXX	XXX	XXX	XXX
AA-1120097	LLOYDS - SYNDICATE # 2468	XXX	XXX	XXX	XXX	XXX	XXX	XXX	XXX	XXX	XXX	XXX	XXX	XXX	XXX	XXX	XXX	XXX
AA-1128488	LLOYDS - SYNDICATE # 2488	XXX	XXX	XXX	XXX	XXX	XXX	XXX	XXX	XXX	XXX	XXX	XXX	XXX	XXX	XXX	XXX	XXX
AA-1128623	LLOYDS - SYNDICATE # 2623	XXX	XXX	XXX	XXX	XXX	XXX	XXX	XXX	XXX	XXX	XXX	XXX	XXX	XXX	XXX	XXX	XXX
AA-1128791	LLOYDS - SYNDICATE # 2791	XXX	XXX	XXX	XXX	XXX	XXX	XXX	XXX	XXX	XXX	XXX	XXX	XXX	XXX	XXX	XXX	XXX
AA-1128987	LLOYDS - SYNDICATE # 2987	XXX	XXX	XXX	XXX	XXX	XXX	XXX	XXX	XXX	XXX	XXX	XXX	XXX	XXX	XXX	XXX	XXX
AA-1120179	LLOYDS - SYNDICATE # 2988	XXX	XXX	XXX	XXX	XXX	XXX	XXX	XXX	XXX	XXX	XXX	XXX	XXX	XXX	XXX	XXX	XXX
AA-1129000	LLOYDS - SYNDICATE # 3000	XXX	XXX	XXX	XXX	XXX	XXX	XXX	XXX	XXX	XXX	XXX	XXX	XXX	XXX	XXX	XXX	XXX
AA-1120082	LLOYDS - SYNDICATE # 3010	XXX	XXX	XXX	XXX	XXX	XXX	XXX	XXX	XXX	XXX	XXX	XXX	XXX	XXX	XXX	XXX	XXX
AA-1120055	LLOYDS - SYNDICATE # 3623	XXX	XXX	XXX	XXX	XXX	XXX	XXX	XXX	XXX	XXX	XXX	XXX	XXX	XXX	XXX	XXX	XXX
AA-1120116	LLOYDS - SYNDICATE # 3902	XXX	XXX	XXX	XXX	XXX	XXX	XXX	XXX	XXX	XXX	XXX	XXX	XXX	XXX	XXX	XXX	XXX
AA-1126005	LLOYDS - SYNDICATE # 4000	XXX	XXX	XXX	XXX	XXX	XXX	XXX	XXX	XXX	XXX	XXX	XXX	XXX	XXX	XXX	XXX	XXX
AA-1120075	LLOYDS - SYNDICATE # 4020	XXX	XXX	XXX	XXX	XXX	XXX	XXX	XXX	XXX	XXX	XXX	XXX	XXX	XXX	XXX	XXX	XXX
AA-1120086	LLOYDS - SYNDICATE # 4141	XXX	XXX	XXX	XXX	XXX	XXX	XXX	XXX	XXX	XXX	XXX	XXX	XXX	XXX	XXX	XXX	XXX
AA-1120067	LLOYDS - SYNDICATE # 4242	XXX	XXX	XXX	XXX	XXX	XXX	XXX	XXX	XXX	XXX	XXX	XXX	XXX	XXX	XXX	XXX	XXX
AA-1126004	LLOYDS - SYNDICATE # 4444	XXX	XXX	XXX	XXX	XXX	XXX	XXX	XXX	XXX	XXX	XXX	XXX	XXX	XXX	XXX	XXX	XXX
AA-1126006	LLOYDS - SYNDICATE # 4472	XXX	XXX	XXX	XXX	XXX	XXX	XXX	XXX	XXX	XXX	XXX	XXX	XXX	XXX	XXX	XXX	XXX
AA-1126003	LLOYDS - SYNDICATE # 5000	XXX	XXX	XXX	XXX	XXX	XXX	XXX	XXX	XXX	XXX	XXX	XXX	XXX	XXX	XXX	XXX	XXX
AA-1120080	LLOYDS - SYNDICATE # 5151	XXX	XXX	XXX	XXX	XXX	XXX	XXX	XXX	XXX	XXX	XXX	XXX	XXX	XXX	XXX	XXX	XXX
AA-1120065	LLOYDS - SYNDICATE # 5555	XXX	XXX	XXX	XXX	XXX	XXX	XXX	XXX	XXX	XXX	XXX	XXX	XXX	XXX	XXX	XXX	XXX
AA-1120181	LLOYDS - SYNDICATE # 5886	XXX	XXX	XXX	XXX	XXX	XXX	XXX	XXX	XXX	XXX	XXX	XXX	XXX	XXX	XXX	XXX	XXX
AA-1840000	MAPFRE INDUSTRIAL S A	XXX	XXX	XXX	XXX	XXX	XXX	XXX	XXX	XXX	XXX	XXX	XXX	XXX	XXX	XXX	XXX	XXX
AA-3190829	MARKEL BERMUDA LIMITED	XXX	XXX	XXX	XXX	XXX	XXX	XXX	XXX	XXX	XXX	XXX	XXX	XXX	XXX	XXX	XXX	XXX
AA-1121410	NETSUI SUMITOMO INS CO (EUROPE) LTD	XXX	XXX	XXX	XXX	XXX	XXX	XXX	XXX	XXX	XXX	XXX	XXX	XXX	XXX	XXX	XXX	XXX
AA-1460100	NOUVELLE CIE DE REASSURANCES S.A.	XXX	XXX	XXX	XXX	XXX	XXX	XXX	XXX	XXX	XXX	XXX	XXX	XXX	XXX	XXX	XXX	XXX
AA-1240051	QBE EUROPE SA/NV	XXX	XXX	XXX	XXX	XXX	XXX	XXX	XXX	XXX	XXX	XXX	XXX	XXX	XXX	XXX	XXX	XXX
AA-1120481	QBE INSURANCE (EUROPE) LIMITED	XXX	XXX	XXX	XXX	XXX	XXX	XXX	XXX	XXX	XXX	XXX	XXX	XXX	XXX	XXX	XXX	XXX
AA-1780070	QBE INSURANCE & REINSURANCE (EUROPE) LTD	XXX	XXX	XXX	XXX	XXX	XXX	XXX	XXX	XXX	XXX	XXX	XXX	XXX	XXX	XXX	XXX	XXX
AA-3190339	RENAISSANCE REINSURANCE LTD.	XXX	XXX	XXX	XXX	XXX	XXX	XXX	XXX	XXX	XXX	XXX	XXX	XXX	XXX	XXX	XXX	XXX
AA-1120019	SCOR UK CO LTD	XXX	XXX	XXX	XXX	XXX	XXX	XXX	XXX	XXX	XXX	XXX	XXX	XXX	XXX	XXX	XXX	XXX
AA-1370020	SWISS RE INTERNATIONAL SE	XXX	XXX	XXX	XXX	XXX	XXX	XXX	XXX	XXX	XXX	XXX	XXX	XXX	XXX	XXX	XXX	XXX
AA-1121445	TOKIO MARINE EUROPE INS LTD	XXX	XXX	XXX	XXX	XXX	XXX	XXX	XXX	XXX	XXX	XXX	XXX	XXX	XXX	XXX	XXX	XXX
AA-1120159	TRANSATLANTIC RE	XXX	XXX	XXX	XXX	XXX	XXX	XXX	XXX	XXX	XXX	XXX	XXX	XXX	XXX	XXX	XXX	XXX
AA-3190870	VALIDUS REINSURANCE LTD	XXX	XXX	XXX	XXX	XXX	XXX	XXX	XXX	XXX	XXX	XXX	XXX	XXX	XXX	XXX	XXX	XXX
AA-1460185	WINTERTHUR SCHWEIZERISCHE VERSGES AG	XXX	XXX	XXX	XXX	XXX	XXX	XXX	XXX	XXX	XXX	XXX	XXX	XXX	XXX	XXX	XXX	XXX
AA-1120049	XL CATLIN INS CO UK LTD	XXX	XXX	XXX	XXX	XXX	XXX	XXX	XXX	XXX	XXX	XXX	XXX	XXX	XXX	XXX	XXX	XXX
AA-1121575	YASUDA FIRE & MARINE INS CO OF EUROPE	XXX	XXX	XXX	XXX	XXX	XXX	XXX	XXX	XXX	XXX	XXX	XXX	XXX	XXX	XXX	XXX	XXX

ANNUAL STATEMENT FOR THE YEAR 2021 OF THE FACTORY MUTUAL INSURANCE COMPANY

SCHEDULE F - PART 3 (Continued)

Ceded Reinsurance as of December 31, Current Year (\$000 Omitted)
(Provision for Reinsurance for Certified Reinsurers)

ID Number From Col. 1	Name of Reinsurer From Col. 3	Provision for Certified Reinsurance													Complete if Col. 52 = "No"; Otherwise Enter 0			69 Provision for Overdue Reinsurance Ceded to Certified Reinsurers (Greater of [Col. 62 + Col. 65] or Col.68; not to Exceed Col. 63)
		54	55	56	57	58	59	60	61	62	63	64	65	66	67	68		
		Certified Reinsurer Rating (1 through 6)	Effective Date of Certified Reinsurer Rating	Percent Collateral Required for Full Credit (0% through 100%)	Catastrophe Recoverables Qualifying for Collateral Deferral	Net Recoverables Subject to Collateral Requirements for Full Credit (Col. 19 - Col. 57)	Dollar Amount of Collateral Required (Col. 56 * Col. 58)	Percent of Collateral Provided for Net Recoverables Subject to Collateral Requirements ([Col. 20 + Col. 22 + Col. 24] / Col. 58)	Percent Credit Allowed on Net Recoverables Subject to Collateral Requirements (Col. 60 / Col. 56, not to exceed 100%)	20% of Recoverable on Paid Losses & LAE Over 90 Days Past Due Amounts in Dispute (Col. 45 * 20%)	Amount of Credit Allowed for Net Recoverables (Col. 57 + [Col. 58 * Col. 61])	Provision for Reinsurance with Certified Reinsurers Due to Collateral Deficiency (Col. 19 - Col. 63)	20% of Recoverable on Paid Losses & LAE Over 90 Days Past Due Amounts Not in Dispute (Col. 47 * 20%)	Total Collateral Provided (Col. 20 + Col. 21 + Col. 22 + Col. 24, not to Exceed Col. 63)	Net Unsecured Recoverable for Which Credit is Allowed (Col. 63 - Col. 66)	20% of Amount in Col. 67		
AA-1780059	ZURICH INSURANCE PLC SECURSAL	XXX	XXX	XXX	XXX	XXX	XXX	XXX	XXX	XXX	XXX	XXX	XXX	XXX	XXX	XXX	XXX	
1299999	Total Authorized - Other Non-U.S. Insurers			XXX	XXX	XXX	XXX	XXX	XXX	XXX	XXX	XXX	XXX	XXX	XXX	XXX	XXX	
1499999	Total Authorized Excluding Protected Cells (Sum of 0899999, 0999999, 1099999, 1199999 and 1299999)			XXX	XXX	XXX	XXX	XXX	XXX	XXX	XXX	XXX	XXX	XXX	XXX	XXX	XXX	
20-2740839	WATCH HILL INSURANCE COMPANY	XXX	XXX	XXX	XXX	XXX	XXX	XXX	XXX	XXX	XXX	XXX	XXX	XXX	XXX	XXX	XXX	
1699999	Total Unauthorized - Affiliates - U.S. Non-Pool - Captive			XXX	XXX	XXX	XXX	XXX	XXX	XXX	XXX	XXX	XXX	XXX	XXX	XXX	XXX	
1899999	Total Unauthorized - Affiliates - U.S. Non-Pool			XXX	XXX	XXX	XXX	XXX	XXX	XXX	XXX	XXX	XXX	XXX	XXX	XXX	XXX	
AA-3190418	NEW PROVIDENCE MUTUAL LIMITED	XXX	XXX	XXX	XXX	XXX	XXX	XXX	XXX	XXX	XXX	XXX	XXX	XXX	XXX	XXX	XXX	
1999999	Total Unauthorized - Affiliates - Other (Non-U.S.) - Captive			XXX	XXX	XXX	XXX	XXX	XXX	XXX	XXX	XXX	XXX	XXX	XXX	XXX	XXX	
AA-3190411	RISK ENGINEERING INSURANCE COMPANY LTD	XXX	XXX	XXX	XXX	XXX	XXX	XXX	XXX	XXX	XXX	XXX	XXX	XXX	XXX	XXX	XXX	
2099999	Total Unauthorized - Affiliates - Other (Non-U.S.) - Other			XXX	XXX	XXX	XXX	XXX	XXX	XXX	XXX	XXX	XXX	XXX	XXX	XXX	XXX	
2199999	Total Unauthorized - Affiliates - Other (Non-U.S.)			XXX	XXX	XXX	XXX	XXX	XXX	XXX	XXX	XXX	XXX	XXX	XXX	XXX	XXX	
2299999	Total Unauthorized - Affiliates			XXX	XXX	XXX	XXX	XXX	XXX	XXX	XXX	XXX	XXX	XXX	XXX	XXX	XXX	
36-2763106	AMERICAN PROTECTION INS CO	XXX	XXX	XXX	XXX	XXX	XXX	XXX	XXX	XXX	XXX	XXX	XXX	XXX	XXX	XXX	XXX	
03-0308160	AMERICAN TRIUMVIRATE INS CO	XXX	XXX	XXX	XXX	XXX	XXX	XXX	XXX	XXX	XXX	XXX	XXX	XXX	XXX	XXX	XXX	
56-2427193	BOLTON INSURANCE COMPANY	XXX	XXX	XXX	XXX	XXX	XXX	XXX	XXX	XXX	XXX	XXX	XXX	XXX	XXX	XXX	XXX	
01-0562383	BUENA VISTA INSURANCE COMPANY	XXX	XXX	XXX	XXX	XXX	XXX	XXX	XXX	XXX	XXX	XXX	XXX	XXX	XXX	XXX	XXX	
20-5612765	CANOPUS US INSURANCE, INC	XXX	XXX	XXX	XXX	XXX	XXX	XXX	XXX	XXX	XXX	XXX	XXX	XXX	XXX	XXX	XXX	
03-0368411	CROLETREE INSURANCE COMPANY	XXX	XXX	XXX	XXX	XXX	XXX	XXX	XXX	XXX	XXX	XXX	XXX	XXX	XXX	XXX	XXX	
87-1924654	CLAREMONT IC	XXX	XXX	XXX	XXX	XXX	XXX	XXX	XXX	XXX	XXX	XXX	XXX	XXX	XXX	XXX	XXX	
61-1140366	DRISK INSURANCE INC.	XXX	XXX	XXX	XXX	XXX	XXX	XXX	XXX	XXX	XXX	XXX	XXX	XXX	XXX	XXX	XXX	
26-0147121	EFFEM REINSURANCE COMPANY	XXX	XXX	XXX	XXX	XXX	XXX	XXX	XXX	XXX	XXX	XXX	XXX	XXX	XXX	XXX	XXX	
75-1844564	ENDURANCE AMERICAN SPECIALTY INS CO	XXX	XXX	XXX	XXX	XXX	XXX	XXX	XXX	XXX	XXX	XXX	XXX	XXX	XXX	XXX	XXX	
03-0461286	EPIC INSURANCE COMPANY	XXX	XXX	XXX	XXX	XXX	XXX	XXX	XXX	XXX	XXX	XXX	XXX	XXX	XXX	XXX	XXX	
27-0974075	FIRST GENERAL INSURANCE CO INC	XXX	XXX	XXX	XXX	XXX	XXX	XXX	XXX	XXX	XXX	XXX	XXX	XXX	XXX	XXX	XXX	
35-2192889	HEINZ NOBLE, INC.	XXX	XXX	XXX	XXX	XXX	XXX	XXX	XXX	XXX	XXX	XXX	XXX	XXX	XXX	XXX	XXX	
02-0712840	HIGHLAND PARK INSURANCE COMPANY	XXX	XXX	XXX	XXX	XXX	XXX	XXX	XXX	XXX	XXX	XXX	XXX	XXX	XXX	XXX	XXX	
03-0340924	HILLBROOK INSURANCE COMPANY, INC.	XXX	XXX	XXX	XXX	XXX	XXX	XXX	XXX	XXX	XXX	XXX	XXX	XXX	XXX	XXX	XXX	
98-0093786	INSURE-RITE LTD.	XXX	XXX	XXX	XXX	XXX	XXX	XXX	XXX	XXX	XXX	XXX	XXX	XXX	XXX	XXX	XXX	
03-0343780	MIDDLESEX ASSURANCE CO. LTD.	XXX	XXX	XXX	XXX	XXX	XXX	XXX	XXX	XXX	XXX	XXX	XXX	XXX	XXX	XXX	XXX	
03-0375422	MOUNTAINVIEW INSURANCE COMPANY, INC	XXX	XXX	XXX	XXX	XXX	XXX	XXX	XXX	XXX	XXX	XXX	XXX	XXX	XXX	XXX	XXX	
98-0357932	NW RE LIMITED	XXX	XXX	XXX	XXX	XXX	XXX	XXX	XXX	XXX	XXX	XXX	XXX	XXX	XXX	XXX	XXX	
47-2606709	RELSURE VERMONT, INC.	XXX	XXX	XXX	XXX	XXX	XXX	XXX	XXX	XXX	XXX	XXX	XXX	XXX	XXX	XXX	XXX	
33-1039138	RISK MANAGEMENT ASSOCIATES	XXX	XXX	XXX	XXX	XXX	XXX	XXX	XXX	XXX	XXX	XXX	XXX	XXX	XXX	XXX	XXX	
20-4148226	SENTINEL PROTECTION & INDEMNITY COMPANY	XXX	XXX	XXX	XXX	XXX	XXX	XXX	XXX	XXX	XXX	XXX	XXX	XXX	XXX	XXX	XXX	
94-1872743	TECHNOLOGY ASSURANCE LIMITED	XXX	XXX	XXX	XXX	XXX	XXX	XXX	XXX	XXX	XXX	XXX	XXX	XXX	XXX	XXX	XXX	
51-0387023	THOMSON REUTERS RISK MGMT INC	XXX	XXX	XXX	XXX	XXX	XXX	XXX	XXX	XXX	XXX	XXX	XXX	XXX	XXX	XXX	XXX	
03-0348076	UT INSURANCE (VERMONT) INC	XXX	XXX	XXX	XXX	XXX	XXX	XXX	XXX	XXX	XXX	XXX	XXX	XXX	XXX	XXX	XXX	
76-0741131	WHITE MOUNTAIN INS	XXX	XXX	XXX	XXX	XXX	XXX	XXX	XXX	XXX	XXX	XXX	XXX	XXX	XXX	XXX	XXX	
00-0000000	WORLDWIDE RISK INS INC	XXX	XXX	XXX	XXX	XXX	XXX	XXX	XXX	XXX	XXX	XXX	XXX	XXX	XXX	XXX	XXX	
2399999	Total Unauthorized - Other U.S. Unaffiliated Insurers			XXX	XXX	XXX	XXX	XXX	XXX	XXX	XXX	XXX	XXX	XXX	XXX	XXX	XXX	

255

ANNUAL STATEMENT FOR THE YEAR 2021 OF THE FACTORY MUTUAL INSURANCE COMPANY

SCHEDULE F - PART 3 (Continued)

Ceded Reinsurance as of December 31, Current Year (\$000 Omitted)
(Provision for Reinsurance for Certified Reinsurers)

ID Number From Col. 1	Name of Reinsurer From Col. 3	Provision for Certified Reinsurance													Complete if Col. 52 = "No"; Otherwise Enter 0			69 Provision for Overdue Reinsurance Ceded to Certified Reinsurers (Greater of [Col. 62 + Col. 65] or Col.68; not to Exceed Col. 63)
		54	55	56	57	58	59	60	61	62	63	64	65	66	67	68		
		Certified Reinsurer Rating (1 through 6)	Effective Date of Certified Reinsurer Rating	Percent Collateral Required for Full Credit (0% through 100%)	Catastrophe Recoverables Qualifying for Collateral Deferral	Net Recoverables Subject to Collateral Requirements for Full Credit (Col. 19 - Col. 57)	Dollar Amount of Collateral Required (Col. 56 * Col. 58)	Percent of Collateral Provided for Net Recoverables Subject to Collateral Requirements ([Col. 20 + Col. 21 + Col. 24] / Col. 58)	Percent Credit Allowed on Net Recoverables Subject to Collateral Requirements (Col. 60 / Col. 56, not to exceed 100%)	20% of Recoverable on Paid Losses & LAE Over 90 Days Past Due Amounts in Dispute (Col. 45 * 20%)	Amount of Credit Allowed for Net Recoverables (Col. 57 + [Col. 58 * Col. 61])	Provision for Reinsurance with Certified Reinsurers Due to Collateral Deficiency (Col. 19 - Col. 63)	20% of Recoverable on Paid Losses & LAE Over 90 Days Past Due Amounts Not in Dispute (Col. 47 * 20%)	Total Collateral Provided (Col. 20 + Col. 21 + Col. 24, not to Exceed Col. 63)	Net Unsecured Recoverable for Which Credit is Allowed (Col. 63 - Col. 66)	20% of Amount in Col. 67		
AA-9995032	MUTUAL MARINE OFFICE, INC.	XXX	XXX	XXX	XXX	XXX	XXX	XXX	XXX	XXX	XXX	XXX	XXX	XXX	XXX	XXX	XXX	
2599999	Total Unauthorized - Pools - Voluntary Pools			XXX	XXX	XXX	XXX	XXX	XXX	XXX	XXX	XXX	XXX	XXX	XXX	XXX	XXX	
98-0413961	ADIDAS INTERNATIONAL RE LIMITED (AIR)	XXX	XXX	XXX	XXX	XXX	XXX	XXX	XXX	XXX	XXX	XXX	XXX	XXX	XXX	XXX	XXX	
AA-1460002	AGRASSUR RE S.A.	XXX	XXX	XXX	XXX	XXX	XXX	XXX	XXX	XXX	XXX	XXX	XXX	XXX	XXX	XXX	XXX	
AA-5760051	AIG ASIA PACIFIC INS PTE LTD	XXX	XXX	XXX	XXX	XXX	XXX	XXX	XXX	XXX	XXX	XXX	XXX	XXX	XXX	XXX	XXX	
AA-1120841	AIG EUROPE LIMITED	XXX	XXX	XXX	XXX	XXX	XXX	XXX	XXX	XXX	XXX	XXX	XXX	XXX	XXX	XXX	XXX	
AA-1440018	ALFA LAVAL FORSAKRINGS AB	XXX	XXX	XXX	XXX	XXX	XXX	XXX	XXX	XXX	XXX	XXX	XXX	XXX	XXX	XXX	XXX	
AA-1930610	ALLIANZ AUSTRALIA LTD	XXX	XXX	XXX	XXX	XXX	XXX	XXX	XXX	XXX	XXX	XXX	XXX	XXX	XXX	XXX	XXX	
AA-5320051	ALLIANZ GLOBAL CORP & SPECIALTY SE	XXX	XXX	XXX	XXX	XXX	XXX	XXX	XXX	XXX	XXX	XXX	XXX	XXX	XXX	XXX	XXX	
AA-1320065	ALLIANZ GLOBAL CORPORATE & SPECIALTY (FR	XXX	XXX	XXX	XXX	XXX	XXX	XXX	XXX	XXX	XXX	XXX	XXX	XXX	XXX	XXX	XXX	
AA-1344102	ALLIANZ GLOBAL CORPORATE & SPECIALTY SE	XXX	XXX	XXX	XXX	XXX	XXX	XXX	XXX	XXX	XXX	XXX	XXX	XXX	XXX	XXX	XXX	
AA-5760049	ALLIANZ GLOBAL CORPORATE & SPECIALTY SE	XXX	XXX	XXX	XXX	XXX	XXX	XXX	XXX	XXX	XXX	XXX	XXX	XXX	XXX	XXX	XXX	
AA-1340030	ALLIANZ VERSICHERUNGS AG	XXX	XXX	XXX	XXX	XXX	XXX	XXX	XXX	XXX	XXX	XXX	XXX	XXX	XXX	XXX	XXX	
AA-3194128	ALLIED WORLD ASSURANCE COMPANY LTD	XXX	XXX	XXX	XXX	XXX	XXX	XXX	XXX	XXX	XXX	XXX	XXX	XXX	XXX	XXX	XXX	
AA-1460019	AMLIN AG	XXX	XXX	XXX	XXX	XXX	XXX	XXX	XXX	XXX	XXX	XXX	XXX	XXX	XXX	XXX	XXX	
AA-1120147	ANCON INSURANCE COMPANY (UK) LIMITED	XXX	XXX	XXX	XXX	XXX	XXX	XXX	XXX	XXX	XXX	XXX	XXX	XXX	XXX	XXX	XXX	
AA-1780091	ARCH REINS EUROPE UNDERWRITING LTD	XXX	XXX	XXX	XXX	XXX	XXX	XXX	XXX	XXX	XXX	XXX	XXX	XXX	XXX	XXX	XXX	
AA-1560118	ARCH REINSURANCE COMPANY	XXX	XXX	XXX	XXX	XXX	XXX	XXX	XXX	XXX	XXX	XXX	XXX	XXX	XXX	XXX	XXX	
AA-3194126	ARCH REINSURANCE LTD.	XXX	XXX	XXX	XXX	XXX	XXX	XXX	XXX	XXX	XXX	XXX	XXX	XXX	XXX	XXX	XXX	
AA-3191352	ASCOT REINS CO LTD	XXX	XXX	XXX	XXX	XXX	XXX	XXX	XXX	XXX	XXX	XXX	XXX	XXX	XXX	XXX	XXX	
AA-1440023	ASSA ABLOY FORSAKRINGS AB	XXX	XXX	XXX	XXX	XXX	XXX	XXX	XXX	XXX	XXX	XXX	XXX	XXX	XXX	XXX	XXX	
AA-2830001	ASSA CO DE SEGUROS SA	XXX	XXX	XXX	XXX	XXX	XXX	XXX	XXX	XXX	XXX	XXX	XXX	XXX	XXX	XXX	XXX	
AA-5320033	ASSICURAZIONI GENARLI SPA	XXX	XXX	XXX	XXX	XXX	XXX	XXX	XXX	XXX	XXX	XXX	XXX	XXX	XXX	XXX	XXX	
AA-1930043	AUSTRALIAN REINS POOL CORP	XXX	XXX	XXX	XXX	XXX	XXX	XXX	XXX	XXX	XXX	XXX	XXX	XXX	XXX	XXX	XXX	
AA-1320012	AXA CORPORATE SOLUTIONS ASSUR	XXX	XXX	XXX	XXX	XXX	XXX	XXX	XXX	XXX	XXX	XXX	XXX	XXX	XXX	XXX	XXX	
AA-1122027	AXA REINSURANCE UK PLC	XXX	XXX	XXX	XXX	XXX	XXX	XXX	XXX	XXX	XXX	XXX	XXX	XXX	XXX	XXX	XXX	
98-0351953	AXA XL BERMUDA	XXX	XXX	XXX	XXX	XXX	XXX	XXX	XXX	XXX	XXX	XXX	XXX	XXX	XXX	XXX	XXX	
AA-1784115	AXIS RE LIMITED	XXX	XXX	XXX	XXX	XXX	XXX	XXX	XXX	XXX	XXX	XXX	XXX	XXX	XXX	XXX	XXX	
AA-1340045	BAYERISCHE RUCKVERSICHERUNG AG	XXX	XXX	XXX	XXX	XXX	XXX	XXX	XXX	XXX	XXX	XXX	XXX	XXX	XXX	XXX	XXX	
AA-0060000	BBA GROUP INSURANCES LIMITED	XXX	XXX	XXX	XXX	XXX	XXX	XXX	XXX	XXX	XXX	XXX	XXX	XXX	XXX	XXX	XXX	
AA-8310017	BELAIR INSURANCE COMPANY LIMITED	XXX	XXX	XXX	XXX	XXX	XXX	XXX	XXX	XXX	XXX	XXX	XXX	XXX	XXX	XXX	XXX	
AA-1124141	BERKLEY INSURANCE COMPANY	XXX	XXX	XXX	XXX	XXX	XXX	XXX	XXX	XXX	XXX	XXX	XXX	XXX	XXX	XXX	XXX	
AA-1560126	BMC FINANCIAL INC	XXX	XXX	XXX	XXX	XXX	XXX	XXX	XXX	XXX	XXX	XXX	XXX	XXX	XXX	XXX	XXX	
AA-3191197	BMC INSURANCE COMPANY LIMITED	XXX	XXX	XXX	XXX	XXX	XXX	XXX	XXX	XXX	XXX	XXX	XXX	XXX	XXX	XXX	XXX	
00-0000000	CAP VERALLIA	XXX	XXX	XXX	XXX	XXX	XXX	XXX	XXX	XXX	XXX	XXX	XXX	XXX	XXX	XXX	XXX	
AA-3191390	CASTLE HARBOUR INSURANCE LIMITED	XXX	XXX	XXX	XXX	XXX	XXX	XXX	XXX	XXX	XXX	XXX	XXX	XXX	XXX	XXX	XXX	
AA-3160059	CASUARINA INTERNATIONAL INSURANCE LTD	XXX	XXX	XXX	XXX	XXX	XXX	XXX	XXX	XXX	XXX	XXX	XXX	XXX	XXX	XXX	XXX	
AA-3190190	CATERPILLAR INSURANCE CO LTD	XXX	XXX	XXX	XXX	XXX	XXX	XXX	XXX	XXX	XXX	XXX	XXX	XXX	XXX	XXX	XXX	
AA-1320113	CHARTIS	XXX	XXX	XXX	XXX	XXX	XXX	XXX	XXX	XXX	XXX	XXX	XXX	XXX	XXX	XXX	XXX	
AA-9240125	CHINA PACIFIC PROPERTY INS CO LTD	XXX	XXX	XXX	XXX	XXX	XXX	XXX	XXX	XXX	XXX	XXX	XXX	XXX	XXX	XXX	XXX	
AA-3190002	CHUBB BERMUDA INS LTD	XXX	XXX	XXX	XXX	XXX	XXX	XXX	XXX	XXX	XXX	XXX	XXX	XXX	XXX	XXX	XXX	
AA-1240002	CHUBB INS CO OF EUROPE	XXX	XXX	XXX	XXX	XXX	XXX	XXX	XXX	XXX	XXX	XXX	XXX	XXX	XXX	XXX	XXX	

ANNUAL STATEMENT FOR THE YEAR 2021 OF THE FACTORY MUTUAL INSURANCE COMPANY

SCHEDULE F - PART 3 (Continued)

Ceded Reinsurance as of December 31, Current Year (\$000 Omitted)
(Provision for Reinsurance for Certified Reinsurers)

ID Number From Col. 1	Name of Reinsurer From Col. 3	Provision for Certified Reinsurance													Complete if Col. 52 = "No"; Otherwise Enter 0			69 Provision for Overdue Reinsurance Ceded to Certified Reinsurers (Greater of [Col. 62 + Col. 65] or Col.68; not to Exceed Col. 63)
		54	55	56	57	58	59	60	61	62	63	64	65	66	67	68		
		Certified Reinsurer Rating (1 through 6)	Effective Date of Certified Reinsurer Rating	Percent Collateral Required for Full Credit (0% through 100%)	Catastrophe Recoverables Qualifying for Collateral Deferral	Net Recoverables Subject to Collateral Requirements for Full Credit (Col. 19 - Col. 57)	Dollar Amount of Collateral Required (Col. 56 * Col. 58)	Percent of Collateral Provided for Net Recoverables Subject to Collateral Requirements ([Col. 20 + Col. 21 + Col. 22 + Col. 24] / Col. 58)	Percent Credit Allowed on Net Recoverables Subject to Collateral Requirements (Col. 60 / Col. 56, not to exceed 100%)	20% of Recoverable on Paid Losses & LAE Over 90 Days Past Due Amounts in Dispute (Col. 45 * 20%)	Amount of Credit Allowed for Net Recoverables (Col. 57 + [Col. 58 * Col. 61])	Provision for Reinsurance with Certified Reinsurers Due to Collateral Deficiency (Col. 19 - Col. 63)	20% of Recoverable on Paid Losses & LAE Over 90 Days Past Due Amounts Not in Dispute (Col. 47 * 20%)	Total Collateral Provided (Col. 20 + Col. 21 + Col. 24, not to Exceed Col. 63)	Net Unsecured Recoverable for Which Credit is Allowed (Col. 63 - Col. 66)	20% of Amount in Col. 67		
AA-5320057	CHUBB INS HONG KONG	XXX	XXX	XXX	XXX	XXX	XXX	XXX	XXX	XXX	XXX	XXX	XXX	XXX	XXX	XXX	XXX	
AA-1560196	CHUBB INSURANCE CO OF CANADA	XXX	XXX	XXX	XXX	XXX	XXX	XXX	XXX	XXX	XXX	XXX	XXX	XXX	XXX	XXX	XXX	
AA-1320035	COLISEE RE	XXX	XXX	XXX	XXX	XXX	XXX	XXX	XXX	XXX	XXX	XXX	XXX	XXX	XXX	XXX	XXX	
AA-3191400	CONVEX RE LIMITED	XXX	XXX	XXX	XXX	XXX	XXX	XXX	XXX	XXX	XXX	XXX	XXX	XXX	XXX	XXX	XXX	
AA-1370033	DS DMITH RE S.A.	XXX	XXX	XXX	XXX	XXX	XXX	XXX	XXX	XXX	XXX	XXX	XXX	XXX	XXX	XXX	XXX	
AA-1340085	E-S RUCKVERSICHERUNGS AKTIENGESELLSCHAFT	XXX	XXX	XXX	XXX	XXX	XXX	XXX	XXX	XXX	XXX	XXX	XXX	XXX	XXX	XXX	XXX	
AA-1560300	ECONOMICAL MUTUAL INS CO	XXX	XXX	XXX	XXX	XXX	XXX	XXX	XXX	XXX	XXX	XXX	XXX	XXX	XXX	XXX	XXX	
AA-3190181	ELCO INSURANCE CO LTD	XXX	XXX	XXX	XXX	XXX	XXX	XXX	XXX	XXX	XXX	XXX	XXX	XXX	XXX	XXX	XXX	
AA-3160135	ELDORADO GOLD INSURANCE CORP	XXX	XXX	XXX	XXX	XXX	XXX	XXX	XXX	XXX	XXX	XXX	XXX	XXX	XXX	XXX	XXX	
AA-1370150	ELECTRO RE	XXX	XXX	XXX	XXX	XXX	XXX	XXX	XXX	XXX	XXX	XXX	XXX	XXX	XXX	XXX	XXX	
AA-3191180	ELGO INSURANCE COMPANY LTD	XXX	XXX	XXX	XXX	XXX	XXX	XXX	XXX	XXX	XXX	XXX	XXX	XXX	XXX	XXX	XXX	
AA-3190410	EPIC INSURANCE COMPANY LIMITED	XXX	XXX	XXX	XXX	XXX	XXX	XXX	XXX	XXX	XXX	XXX	XXX	XXX	XXX	XXX	XXX	
AA-1220030	ERSTE ALLGEMEINE VERS AG	XXX	XXX	XXX	XXX	XXX	XXX	XXX	XXX	XXX	XXX	XXX	XXX	XXX	XXX	XXX	XXX	
AA-3191347	ESTRELLA INSURANCE COMPANY LTD	XXX	XXX	XXX	XXX	XXX	XXX	XXX	XXX	XXX	XXX	XXX	XXX	XXX	XXX	XXX	XXX	
AA-3770372	ETHANOL RISK MANAGEMENT SPC, Ltd	XXX	XXX	XXX	XXX	XXX	XXX	XXX	XXX	XXX	XXX	XXX	XXX	XXX	XXX	XXX	XXX	
AA-1120363	FARADAY REINS CO LTD	XXX	XXX	XXX	XXX	XXX	XXX	XXX	XXX	XXX	XXX	XXX	XXX	XXX	XXX	XXX	XXX	
00-0000000	FAURECIA RE	XXX	XXX	XXX	XXX	XXX	XXX	XXX	XXX	XXX	XXX	XXX	XXX	XXX	XXX	XXX	XXX	
AA-1120175	FIDELIS UNDERWRITING LIMITED	XXX	XXX	XXX	XXX	XXX	XXX	XXX	XXX	XXX	XXX	XXX	XXX	XXX	XXX	XXX	XXX	
AA-5760067	FMG INSURANCE SINGAPORE PTE LT	XXX	XXX	XXX	XXX	XXX	XXX	XXX	XXX	XXX	XXX	XXX	XXX	XXX	XXX	XXX	XXX	
AA-1080011	GARLAN INSURANCE LIMITED	XXX	XXX	XXX	XXX	XXX	XXX	XXX	XXX	XXX	XXX	XXX	XXX	XXX	XXX	XXX	XXX	
AA-1780117	GD INSURANCE COMPANY DAC	XXX	XXX	XXX	XXX	XXX	XXX	XXX	XXX	XXX	XXX	XXX	XXX	XXX	XXX	XXX	XXX	
AA-1460060	GEN REINS CORP (EUROPE) AG	XXX	XXX	XXX	XXX	XXX	XXX	XXX	XXX	XXX	XXX	XXX	XXX	XXX	XXX	XXX	XXX	
AA-1220035	GEN RUCKVERSICHERUNG AG	XXX	XXX	XXX	XXX	XXX	XXX	XXX	XXX	XXX	XXX	XXX	XXX	XXX	XXX	XXX	XXX	
AA-1930285	GENERAL REINS AUSTRALIA LTD	XXX	XXX	XXX	XXX	XXX	XXX	XXX	XXX	XXX	XXX	XXX	XXX	XXX	XXX	XXX	XXX	
AA-1340145	GENERAL REINSURANCE AG	XXX	XXX	XXX	XXX	XXX	XXX	XXX	XXX	XXX	XXX	XXX	XXX	XXX	XXX	XXX	XXX	
AA-1360020	GENERALI ITALIA SPA	XXX	XXX	XXX	XXX	XXX	XXX	XXX	XXX	XXX	XXX	XXX	XXX	XXX	XXX	XXX	XXX	
AA-1370049	GIF RE S.A.	XXX	XXX	XXX	XXX	XXX	XXX	XXX	XXX	XXX	XXX	XXX	XXX	XXX	XXX	XXX	XXX	
AA-1464111	GLACIER REINSURANCE LTD	XXX	XXX	XXX	XXX	XXX	XXX	XXX	XXX	XXX	XXX	XXX	XXX	XXX	XXX	XXX	XXX	
AA-3191174	GLAXOSMITHKLINE INSURANCE LTD	XXX	XXX	XXX	XXX	XXX	XXX	XXX	XXX	XXX	XXX	XXX	XXX	XXX	XXX	XXX	XXX	
AA-1080004	GLOBAL RISK UNDERWRITERS (BERMUDA) LTD	XXX	XXX	XXX	XXX	XXX	XXX	XXX	XXX	XXX	XXX	XXX	XXX	XXX	XXX	XXX	XXX	
AA-3160230	GREENHEART INSURANCE CO. LTD.	XXX	XXX	XXX	XXX	XXX	XXX	XXX	XXX	XXX	XXX	XXX	XXX	XXX	XXX	XXX	XXX	
AA-3191437	GROUP ARK INSURANCE LIMITED	XXX	XXX	XXX	XXX	XXX	XXX	XXX	XXX	XXX	XXX	XXX	XXX	XXX	XXX	XXX	XXX	
AA-0050693	GROVE INSURANCE COMPANY LTD	XXX	XXX	XXX	XXX	XXX	XXX	XXX	XXX	XXX	XXX	XXX	XXX	XXX	XXX	XXX	XXX	
AA-3191190	HAMILTON RE, LTD.	XXX	XXX	XXX	XXX	XXX	XXX	XXX	XXX	XXX	XXX	XXX	XXX	XXX	XXX	XXX	XXX	
AA-1560483	HANNOVER RUCKVERSICHERUNGS AKTIENGESELLS	XXX	XXX	XXX	XXX	XXX	XXX	XXX	XXX	XXX	XXX	XXX	XXX	XXX	XXX	XXX	XXX	
AA-1340129	HANSEATICA RUCKVERSICHERUNGS AG	XXX	XXX	XXX	XXX	XXX	XXX	XXX	XXX	XXX	XXX	XXX	XXX	XXX	XXX	XXX	XXX	
AA-1340093	HDI GLOBAL SE	XXX	XXX	XXX	XXX	XXX	XXX	XXX	XXX	XXX	XXX	XXX	XXX	XXX	XXX	XXX	XXX	
AA-1340106	HDI GLOBAL SE	XXX	XXX	XXX	XXX	XXX	XXX	XXX	XXX	XXX	XXX	XXX	XXX	XXX	XXX	XXX	XXX	
AA-1580078	HDI-GERLING INDUSTRIE VERSICHERUNG AG	XXX	XXX	XXX	XXX	XXX	XXX	XXX	XXX	XXX	XXX	XXX	XXX	XXX	XXX	XXX	XXX	
AA-5670073	HIGHBROOK INS CO PTE LTD	XXX	XXX	XXX	XXX	XXX	XXX	XXX	XXX	XXX	XXX	XXX	XXX	XXX	XXX	XXX	XXX	
AA-3190875	HISCOX (BERMUDA) LTD	XXX	XXX	XXX	XXX	XXX	XXX	XXX	XXX	XXX	XXX	XXX	XXX	XXX	XXX	XXX	XXX	
AA-1340190	HOCHRHEIN INTERNATIONALE RUCKV	XXX	XXX	XXX	XXX	XXX	XXX	XXX	XXX	XXX	XXX	XXX	XXX	XXX	XXX	XXX	XXX	

ANNUAL STATEMENT FOR THE YEAR 2021 OF THE FACTORY MUTUAL INSURANCE COMPANY

SCHEDULE F - PART 3 (Continued)

Ceded Reinsurance as of December 31, Current Year (\$000 Omitted)
(Provision for Reinsurance for Certified Reinsurers)

ID Number From Col. 1	Name of Reinsurer From Col. 3	Provision for Certified Reinsurance													Complete if Col. 52 = "No"; Otherwise Enter 0			69 Provision for Overdue Reinsurance Ceded to Certified Reinsurers (Greater of [Col. 62 + Col. 65] or Col.68; not to Exceed Col. 63)
		54	55	56	57	58	59	60	61	62	63	64	65	66	67	68		
		Certified Reinsurer Rating (1 through 6)	Effective Date of Certified Reinsurer Rating	Percent Collateral Required for Full Credit (0% through 100%)	Catastrophe Recoverables Qualifying for Collateral Deferral	Net Recoverables Subject to Collateral Requirements for Full Credit (Col. 19 - Col. 57)	Dollar Amount of Collateral Required (Col. 56 * Col. 58)	Percent of Collateral Provided for Net Recoverables Subject to Collateral Requirements ([Col. 20 + Col. 21 + Col. 22 + Col. 24] / Col. 58)	Percent Credit Allowed on Net Recoverables Subject to Collateral Requirements (Col. 60 / Col. 56, not to exceed 100%)	20% of Recoverable on Paid Losses & LAE Over 90 Days Past Due Amounts in Dispute (Col. 45 * 20%)	Amount of Credit Allowed for Net Recoverables (Col. 57 + [Col. 58 * Col. 61])	Provision for Reinsurance with Certified Reinsurers Due to Collateral Deficiency (Col. 19 - Col. 63)	20% of Recoverable on Paid Losses & LAE Over 90 Days Past Due Amounts Not in Dispute (Col. 47 * 20%)	Total Collateral Provided (Col. 20 + Col. 21 + Col. 24, not to Exceed Col. 63)	Net Unsecured Recoverable for Which Credit is Allowed (Col. 63 - Col. 66)	20% of Amount in Col. 67		
AA-2230425	I. R. B. BRASIL RESSEGUROS SA	XXX	XXX	XXX	XXX	XXX	XXX	XXX	XXX	XXX	XXX	XXX	XXX	XXX	XXX	XXX	XXX	
AA-1370023	IMERYS RE LIMITED	XXX	XXX	XXX	XXX	XXX	XXX	XXX	XXX	XXX	XXX	XXX	XXX	XXX	XXX	XXX	XXX	
AA-5480000	INTERPHARMA RISK MGMT LTD (IRM	XXX	XXX	XXX	XXX	XXX	XXX	XXX	XXX	XXX	XXX	XXX	XXX	XXX	XXX	XXX	XXX	
AA-3190906	Keystone PF	XXX	XXX	XXX	XXX	XXX	XXX	XXX	XXX	XXX	XXX	XXX	XXX	XXX	XXX	XXX	XXX	
AA-8310006	KELVIN RE LIMITED	XXX	XXX	XXX	XXX	XXX	XXX	XXX	XXX	XXX	XXX	XXX	XXX	XXX	XXX	XXX	XXX	
AA-1370034	KERING RE	XXX	XXX	XXX	XXX	XXX	XXX	XXX	XXX	XXX	XXX	XXX	XXX	XXX	XXX	XXX	XXX	
AA-5760046	LENOVO INSURANCE COMPANY PTE LTD	XXX	XXX	XXX	XXX	XXX	XXX	XXX	XXX	XXX	XXX	XXX	XXX	XXX	XXX	XXX	XXX	
AA-1560051	LIBERTY INS CO OF CANADA	XXX	XXX	XXX	XXX	XXX	XXX	XXX	XXX	XXX	XXX	XXX	XXX	XXX	XXX	XXX	XXX	
AA-1780043	LIBERTY INTERNATIONAL	XXX	XXX	XXX	XXX	XXX	XXX	XXX	XXX	XXX	XXX	XXX	XXX	XXX	XXX	XXX	XXX	
AA-1120855	LIBERTY MUTUAL INS EUROPE SA	XXX	XXX	XXX	XXX	XXX	XXX	XXX	XXX	XXX	XXX	XXX	XXX	XXX	XXX	XXX	XXX	
AA-3191239	LUMEN RE LTD.	XXX	XXX	XXX	XXX	XXX	XXX	XXX	XXX	XXX	XXX	XXX	XXX	XXX	XXX	XXX	XXX	
AA-1844116	MAPFRE GLOBAL RISKS, COMPANIA INTERNACIO	XXX	XXX	XXX	XXX	XXX	XXX	XXX	XXX	XXX	XXX	XXX	XXX	XXX	XXX	XXX	XXX	
AA-3190669	MARIAS FALLS INSURANCE COMPANY LTD	XXX	XXX	XXX	XXX	XXX	XXX	XXX	XXX	XXX	XXX	XXX	XXX	XXX	XXX	XXX	XXX	
AA-3190279	MILLER INSURANCE COMPANY LTD	XXX	XXX	XXX	XXX	XXX	XXX	XXX	XXX	XXX	XXX	XXX	XXX	XXX	XXX	XXX	XXX	
AA-1580085	MIITSUI SUMITOMO INS. CO. LTD.	XXX	XXX	XXX	XXX	XXX	XXX	XXX	XXX	XXX	XXX	XXX	XXX	XXX	XXX	XXX	XXX	
AA-3160122	MONTECELLO INSURANCE LIMITED	XXX	XXX	XXX	XXX	XXX	XXX	XXX	XXX	XXX	XXX	XXX	XXX	XXX	XXX	XXX	XXX	
AA-1460019	MS AMLIN AG	XXX	XXX	XXX	XXX	XXX	XXX	XXX	XXX	XXX	XXX	XXX	XXX	XXX	XXX	XXX	XXX	
AA-1340165	MUNICHENER RUCKVERSICHERUNGS GESELLSCHAFT	XXX	XXX	XXX	XXX	XXX	XXX	XXX	XXX	XXX	XXX	XXX	XXX	XXX	XXX	XXX	XXX	
AA-1560600	MUNICH REINSURANCE CO. OF CANADA	XXX	XXX	XXX	XXX	XXX	XXX	XXX	XXX	XXX	XXX	XXX	XXX	XXX	XXX	XXX	XXX	
AA-1120011	MUNICH REINSURANCE COMPANY (UK) GENERAL	XXX	XXX	XXX	XXX	XXX	XXX	XXX	XXX	XXX	XXX	XXX	XXX	XXX	XXX	XXX	XXX	
AA-1370024	NEXANS RE	XXX	XXX	XXX	XXX	XXX	XXX	XXX	XXX	XXX	XXX	XXX	XXX	XXX	XXX	XXX	XXX	
AA-0000000	NEXUS INS ASIA PTE LTD (NIA)	XXX	XXX	XXX	XXX	XXX	XXX	XXX	XXX	XXX	XXX	XXX	XXX	XXX	XXX	XXX	XXX	
AA-5760072	NEXUS INS INTL PTE LTD (NII)	XXX	XXX	XXX	XXX	XXX	XXX	XXX	XXX	XXX	XXX	XXX	XXX	XXX	XXX	XXX	XXX	
AA-3770374	NEXUS LIMITED	XXX	XXX	XXX	XXX	XXX	XXX	XXX	XXX	XXX	XXX	XXX	XXX	XXX	XXX	XXX	XXX	
AA-3190131	OWENS INSURANCE LTD	XXX	XXX	XXX	XXX	XXX	XXX	XXX	XXX	XXX	XXX	XXX	XXX	XXX	XXX	XXX	XXX	
AA-1780078	PARTNER REINSURANCE EUROPE SE	XXX	XXX	XXX	XXX	XXX	XXX	XXX	XXX	XXX	XXX	XXX	XXX	XXX	XXX	XXX	XXX	
AA-1780096	PARTNERRE IRELAND DAC	XXX	XXX	XXX	XXX	XXX	XXX	XXX	XXX	XXX	XXX	XXX	XXX	XXX	XXX	XXX	XXX	
AA-9240100	PEOPLE'S INSURANCE OF CHINA	XXX	XXX	XXX	XXX	XXX	XXX	XXX	XXX	XXX	XXX	XXX	XXX	XXX	XXX	XXX	XXX	
AA-1780097	PHILIP MORRIS INTL INS (IRELAND) LTD	XXX	XXX	XXX	XXX	XXX	XXX	XXX	XXX	XXX	XXX	XXX	XXX	XXX	XXX	XXX	XXX	
AA-9240019	PICC PROPERTY AND CASUALTY CO	XXX	XXX	XXX	XXX	XXX	XXX	XXX	XXX	XXX	XXX	XXX	XXX	XXX	XXX	XXX	XXX	
AA-9240110	PING AN INSURANCE CO OF CHINA	XXX	XXX	XXX	XXX	XXX	XXX	XXX	XXX	XXX	XXX	XXX	XXX	XXX	XXX	XXX	XXX	
00-0000000	PIRELLI GROUP REINSURANCE COMPANY SA	XXX	XXX	XXX	XXX	XXX	XXX	XXX	XXX	XXX	XXX	XXX	XXX	XXX	XXX	XXX	XXX	
AA-1460028	PLASTIC OMNIUM RE AG	XXX	XXX	XXX	XXX	XXX	XXX	XXX	XXX	XXX	XXX	XXX	XXX	XXX	XXX	XXX	XXX	
AA-1374107	POLYRE	XXX	XXX	XXX	XXX	XXX	XXX	XXX	XXX	XXX	XXX	XXX	XXX	XXX	XXX	XXX	XXX	
AA-1370029	PRINTEMPS REASSURANCE SA	XXX	XXX	XXX	XXX	XXX	XXX	XXX	XXX	XXX	XXX	XXX	XXX	XXX	XXX	XXX	XXX	
AA-1464109	RELX RISKS SA	XXX	XXX	XXX	XXX	XXX	XXX	XXX	XXX	XXX	XXX	XXX	XXX	XXX	XXX	XXX	XXX	
AA-1340022	REVIVUM RUCKVERSICHERUNG AG	XXX	XXX	XXX	XXX	XXX	XXX	XXX	XXX	XXX	XXX	XXX	XXX	XXX	XXX	XXX	XXX	
AA-3160102	RIVERVIEW INSURANCE CO LTD	XXX	XXX	XXX	XXX	XXX	XXX	XXX	XXX	XXX	XXX	XXX	XXX	XXX	XXX	XXX	XXX	
98-1291066	ROOSEVELT INSURANCE COMPANY, LTD	XXX	XXX	XXX	XXX	XXX	XXX	XXX	XXX	XXX	XXX	XXX	XXX	XXX	XXX	XXX	XXX	
AA-1370026	ROQUETTE RE S. A.	XXX	XXX	XXX	XXX	XXX	XXX	XXX	XXX	XXX	XXX	XXX	XXX	XXX	XXX	XXX	XXX	
11-3723330	ROYAL & SUN ALLIANCE GLOBAL	XXX	XXX	XXX	XXX	XXX	XXX	XXX	XXX	XXX	XXX	XXX	XXX	XXX	XXX	XXX	XXX	
AA-5420022	SAMSUNG FIRE & MARINE INS CO LTD	XXX	XXX	XXX	XXX	XXX	XXX	XXX	XXX	XXX	XXX	XXX	XXX	XXX	XXX	XXX	XXX	

ANNUAL STATEMENT FOR THE YEAR 2021 OF THE FACTORY MUTUAL INSURANCE COMPANY

SCHEDULE F - PART 3 (Continued)

Ceded Reinsurance as of December 31, Current Year (\$000 Omitted)
(Provision for Reinsurance for Certified Reinsurers)

ID Number From Col. 1	Name of Reinsurer From Col. 3	Provision for Certified Reinsurance													Complete if Col. 52 = "No"; Otherwise Enter 0			69 Provision for Overdue Reinsurance Ceded to Certified Reinsurers (Greater of [Col. 62 + Col. 65] or Col.68; not to Exceed Col. 63)
		54	55	56	57	58	59	60	61	62	63	64	65	66	67	68		
		Certified Reinsurer Rating (1 through 6)	Effective Date of Certified Reinsurer Rating	Percent Collateral Required for Full Credit (0% through 100%)	Catastrophe Recoverables Qualifying for Collateral Deferral	Net Recoverables Subject to Collateral Requirements for Full Credit (Col. 19 - Col. 57)	Dollar Amount of Collateral Required (Col. 56 * Col. 58)	Percent of Collateral Provided for Net Recoverables Subject to Collateral Requirements ([Col. 20 + Col. 21 + Col. 24] / Col. 58)	Percent Credit Allowed on Net Recoverables Subject to Collateral Requirements (Col. 60 / Col. 56, not to exceed 100%)	20% of Recoverable on Paid Losses & LAE Over 90 Days Past Due Amounts in Dispute (Col. 45 * 20%)	Amount of Credit Allowed for Net Recoverables (Col. 57 + [Col. 58 * Col. 61])	Provision for Reinsurance with Certified Reinsurers Due to Collateral Deficiency (Col. 19 - Col. 63)	20% of Recoverable on Paid Losses & LAE Over 90 Days Past Due Amounts Not in Dispute (Col. 47 * 20%)	Total Collateral Provided (Col. 20 + Col. 21 + Col. 24, not to Exceed Col. 63)	Net Unrecoverable for Which Credit is Allowed (Col. 63 - Col. 66)	20% of Amount in Col. 67		
AA-1440021	SANDVIK FORSAKRINGS AB	XXX	XXX	XXX	XXX	XXX	XXX	XXX	XXX	XXX	XXX	XXX	XXX	XXX	XXX	XXX	XXX	
AA-3191114	SATURN INSURANCE COMPANY LTD	XXX	XXX	XXX	XXX	XXX	XXX	XXX	XXX	XXX	XXX	XXX	XXX	XXX	XXX	XXX	XXX	
AA-1460125	SCHWEIZERISCHE MOBILIAR VERSICHERUNGSGES	XXX	XXX	XXX	XXX	XXX	XXX	XXX	XXX	XXX	XXX	XXX	XXX	XXX	XXX	XXX	XXX	
AA-1320031	SCOR GLOBAL P&C SE	XXX	XXX	XXX	XXX	XXX	XXX	XXX	XXX	XXX	XXX	XXX	XXX	XXX	XXX	XXX	XXX	
AA-1320275	SCOR VIE	XXX	XXX	XXX	XXX	XXX	XXX	XXX	XXX	XXX	XXX	XXX	XXX	XXX	XXX	XXX	XXX	
AA-1370038	SERECO RE S.A.	XXX	XXX	XXX	XXX	XXX	XXX	XXX	XXX	XXX	XXX	XXX	XXX	XXX	XXX	XXX	XXX	
AA-3770410	SEVEN MILE BEACH INS CO LTD	XXX	XXX	XXX	XXX	XXX	XXX	XXX	XXX	XXX	XXX	XXX	XXX	XXX	XXX	XXX	XXX	
AA-5760059	SIRE INSURANCE PTE LTD	XXX	XXX	XXX	XXX	XXX	XXX	XXX	XXX	XXX	XXX	XXX	XXX	XXX	XXX	XXX	XXX	
AA-1444103	SKF REINSURANCE COMPANY LTD.	XXX	XXX	XXX	XXX	XXX	XXX	XXX	XXX	XXX	XXX	XXX	XXX	XXX	XXX	XXX	XXX	
AA-3194212	SOBRAL LIMITED	XXX	XXX	XXX	XXX	XXX	XXX	XXX	XXX	XXX	XXX	XXX	XXX	XXX	XXX	XXX	XXX	
AA-1370058	SOCIETE LUXEMBOURGEOISE DE REASSURANCES	XXX	XXX	XXX	XXX	XXX	XXX	XXX	XXX	XXX	XXX	XXX	XXX	XXX	XXX	XXX	XXX	
AA-1370031	SOLVAY HORTENSIA S.A.	XXX	XXX	XXX	XXX	XXX	XXX	XXX	XXX	XXX	XXX	XXX	XXX	XXX	XXX	XXX	XXX	
AA-1374103	SOMALRE SOCIETE DE REASSURANCE SOMMER AL	XXX	XXX	XXX	XXX	XXX	XXX	XXX	XXX	XXX	XXX	XXX	XXX	XXX	XXX	XXX	XXX	
AA-5760056	SOMPO INS SINGAPORE PTE LTD	XXX	XXX	XXX	XXX	XXX	XXX	XXX	XXX	XXX	XXX	XXX	XXX	XXX	XXX	XXX	XXX	
AA-1121576	SOMPO JAPAN INS CO of EUROPE LTD	XXX	XXX	XXX	XXX	XXX	XXX	XXX	XXX	XXX	XXX	XXX	XXX	XXX	XXX	XXX	XXX	
AA-5780018	SOMPO JAPAN NIPPONKOA	XXX	XXX	XXX	XXX	XXX	XXX	XXX	XXX	XXX	XXX	XXX	XXX	XXX	XXX	XXX	XXX	
AA-1420110	SPAREBANK 1 SKADEFORSIKRING AKTISESKAB	XXX	XXX	XXX	XXX	XXX	XXX	XXX	XXX	XXX	XXX	XXX	XXX	XXX	XXX	XXX	XXX	
AA-3191177	SPEAR INSURANCE COMPANY LIMITED	XXX	XXX	XXX	XXX	XXX	XXX	XXX	XXX	XXX	XXX	XXX	XXX	XXX	XXX	XXX	XXX	
AA-1780062	SQUADRON	XXX	XXX	XXX	XXX	XXX	XXX	XXX	XXX	XXX	XXX	XXX	XXX	XXX	XXX	XXX	XXX	
AA-1370036	ST LOUIS RE S.A.	XXX	XXX	XXX	XXX	XXX	XXX	XXX	XXX	XXX	XXX	XXX	XXX	XXX	XXX	XXX	XXX	
AA-1810009	STARR EUROPE INS LTD	XXX	XXX	XXX	XXX	XXX	XXX	XXX	XXX	XXX	XXX	XXX	XXX	XXX	XXX	XXX	XXX	
AA-1370043	SUEZ RE S.A.	XXX	XXX	XXX	XXX	XXX	XXX	XXX	XXX	XXX	XXX	XXX	XXX	XXX	XXX	XXX	XXX	
AA-3192080	SUFFOLK INSURANCE LTD	XXX	XXX	XXX	XXX	XXX	XXX	XXX	XXX	XXX	XXX	XXX	XXX	XXX	XXX	XXX	XXX	
AA-1121395	SUMITOMO MARINE & FIRE INS CO (EUROPE) L	XXX	XXX	XXX	XXX	XXX	XXX	XXX	XXX	XXX	XXX	XXX	XXX	XXX	XXX	XXX	XXX	
AA-1121397	SUN ALLIANCE AND LONDON INS PLC	XXX	XXX	XXX	XXX	XXX	XXX	XXX	XXX	XXX	XXX	XXX	XXX	XXX	XXX	XXX	XXX	
AA-1460021	SWISS RE CORPORATE SOLUTIONS L	XXX	XXX	XXX	XXX	XXX	XXX	XXX	XXX	XXX	XXX	XXX	XXX	XXX	XXX	XXX	XXX	
AA-1280003	SWISS RE DENMARK	XXX	XXX	XXX	XXX	XXX	XXX	XXX	XXX	XXX	XXX	XXX	XXX	XXX	XXX	XXX	XXX	
AA-1370021	SWISS RE EUROPE S.A.	XXX	XXX	XXX	XXX	XXX	XXX	XXX	XXX	XXX	XXX	XXX	XXX	XXX	XXX	XXX	XXX	
AA-1360240	SWISS RE ITALIA S P A	XXX	XXX	XXX	XXX	XXX	XXX	XXX	XXX	XXX	XXX	XXX	XXX	XXX	XXX	XXX	XXX	
AA-1460146	SWISS REINSURANCE CO.	XXX	XXX	XXX	XXX	XXX	XXX	XXX	XXX	XXX	XXX	XXX	XXX	XXX	XXX	XXX	XXX	
AA-1121400	SWISS REINSURANCE COMPANY (UK) LTD	XXX	XXX	XXX	XXX	XXX	XXX	XXX	XXX	XXX	XXX	XXX	XXX	XXX	XXX	XXX	XXX	
AA-3191220	TELLURIDE INSURANCE LTD	XXX	XXX	XXX	XXX	XXX	XXX	XXX	XXX	XXX	XXX	XXX	XXX	XXX	XXX	XXX	XXX	
AA-3190305	THE GROVE INSURANCE COMPANY LIMITED	XXX	XXX	XXX	XXX	XXX	XXX	XXX	XXX	XXX	XXX	XXX	XXX	XXX	XXX	XXX	XXX	
98-1404041	THERMO FISHER SCIENTIFIC RE	XXX	XXX	XXX	XXX	XXX	XXX	XXX	XXX	XXX	XXX	XXX	XXX	XXX	XXX	XXX	XXX	
98-0227129	THERMO RE, LTD.	XXX	XXX	XXX	XXX	XXX	XXX	XXX	XXX	XXX	XXX	XXX	XXX	XXX	XXX	XXX	XXX	
AA-1580100	TOKIO MARINE & NICHIDO FIRE INS CO LTD	XXX	XXX	XXX	XXX	XXX	XXX	XXX	XXX	XXX	XXX	XXX	XXX	XXX	XXX	XXX	XXX	
AA-2730049	TOKIO MARINE COMPANIA DE SEGUR	XXX	XXX	XXX	XXX	XXX	XXX	XXX	XXX	XXX	XXX	XXX	XXX	XXX	XXX	XXX	XXX	
AA-3160151	TORINO RE LIMITED	XXX	XXX	XXX	XXX	XXX	XXX	XXX	XXX	XXX	XXX	XXX	XXX	XXX	XXX	XXX	XXX	
AA-3190187	TRAFFORD PARK INS	XXX	XXX	XXX	XXX	XXX	XXX	XXX	XXX	XXX	XXX	XXX	XXX	XXX	XXX	XXX	XXX	
AA-1120077	TRANSFERCOM LIMITED	XXX	XXX	XXX	XXX	XXX	XXX	XXX	XXX	XXX	XXX	XXX	XXX	XXX	XXX	XXX	XXX	
AA-1440043	TRYGG HANSA INS CO LTD	XXX	XXX	XXX	XXX	XXX	XXX	XXX	XXX	XXX	XXX	XXX	XXX	XXX	XXX	XXX	XXX	
AA-3771000	UNITED INSURANCE CO	XXX	XXX	XXX	XXX	XXX	XXX	XXX	XXX	XXX	XXX	XXX	XXX	XXX	XXX	XXX	XXX	

ANNUAL STATEMENT FOR THE YEAR 2021 OF THE FACTORY MUTUAL INSURANCE COMPANY

SCHEDULE F - PART 3 (Continued)

Ceded Reinsurance as of December 31, Current Year (\$000 Omitted)
(Provision for Reinsurance for Certified Reinsurers)

ID Number From Col. 1	Name of Reinsurer From Col. 3	Provision for Certified Reinsurance														Complete if Col. 52 = "No"; Otherwise Enter 0			69 Provision for Overdue Reinsurance Ceded to Certified Reinsurers (Greater of [Col. 62 + Col. 65] or Col.68; not to Exceed Col. 63)
		54	55	56	57	58	59	60	61	62	63	64	65	66	67	68			
		Certified Reinsurer Rating (1 through 6)	Effective Date of Certified Reinsurer Rating	Percent Collateral Required for Full Credit (0% through 100%)	Catastrophe Recoverables Qualifying for Collateral Deferral	Net Recoverables Subject to Collateral Requirements for Full Credit (Col. 19 - Col. 57)	Dollar Amount of Collateral Required (Col. 56 * Col. 58)	Percent of Collateral Provided for Net Recoverables Subject to Collateral Requirements ([Col. 20 + Col. 21 + Col. 24] / Col. 58)	Percent Credit Allowed on Net Recoverables Subject to Collateral Requirements (Col. 60 / Col. 56, not to exceed 100%)	20% of Recoverable on Paid Losses & LAE Over 90 Days Past Due Amounts in Dispute (Col. 45 * 20%)	Amount of Credit Allowed for Net Recoverables (Col. 57 + [Col. 58 * Col. 61])	Provision for Reinsurance with Certified Reinsurers Due to Collateral Deficiency (Col. 19 - Col. 63)	20% of Recoverable on Paid Losses & LAE Over 90 Days Past Due Amounts Not in Dispute (Col. 47 * 20%)	Total Collateral Provided (Col. 20 + Col. 21 + Col. 24, not to Exceed Col. 63)	Net Unsecured Recoverable for Which Credit is Allowed (Col. 63 - Col. 66)	20% of Amount in Col. 67			
AA-3190186	WHITE ROCK INS (SAC) LTD	XXX	XXX	XXX	XXX	XXX	XXX	XXX	XXX	XXX	XXX	XXX	XXX	XXX	XXX	XXX	XXX		
AA-3190231	WINGFOOT INS CO LTD	XXX	XXX	XXX	XXX	XXX	XXX	XXX	XXX	XXX	XXX	XXX	XXX	XXX	XXX	XXX	XXX		
AA-3191315	XL BERMUDA LTD	XXX	XXX	XXX	XXX	XXX	XXX	XXX	XXX	XXX	XXX	XXX	XXX	XXX	XXX	XXX	XXX		
AA-1121547	XL INSURANCE COMPANY LTD	XXX	XXX	XXX	XXX	XXX	XXX	XXX	XXX	XXX	XXX	XXX	XXX	XXX	XXX	XXX	XXX		
AA-1460020	XL INSURANCE COMPANY SE	XXX	XXX	XXX	XXX	XXX	XXX	XXX	XXX	XXX	XXX	XXX	XXX	XXX	XXX	XXX	XXX		
00-0000000	XL INSURANCE COMPANY SE	XXX	XXX	XXX	XXX	XXX	XXX	XXX	XXX	XXX	XXX	XXX	XXX	XXX	XXX	XXX	XXX		
AA-1780072	XL RE EUROPE PLC	XXX	XXX	XXX	XXX	XXX	XXX	XXX	XXX	XXX	XXX	XXX	XXX	XXX	XXX	XXX	XXX		
AA-1460190	ZURICH INS CO LTD	XXX	XXX	XXX	XXX	XXX	XXX	XXX	XXX	XXX	XXX	XXX	XXX	XXX	XXX	XXX	XXX		
AA-1120018	ZURICH INS PLC	XXX	XXX	XXX	XXX	XXX	XXX	XXX	XXX	XXX	XXX	XXX	XXX	XXX	XXX	XXX	XXX		
AA-1560999	ZURICH INSURANCE COMPANY	XXX	XXX	XXX	XXX	XXX	XXX	XXX	XXX	XXX	XXX	XXX	XXX	XXX	XXX	XXX	XXX		
AA-1120001	ZURICH SPECIALTIES LONDON LTD	XXX	XXX	XXX	XXX	XXX	XXX	XXX	XXX	XXX	XXX	XXX	XXX	XXX	XXX	XXX	XXX		
AA-1340017	ZURICH VERSICHERUNG AG	XXX	XXX	XXX	XXX	XXX	XXX	XXX	XXX	XXX	XXX	XXX	XXX	XXX	XXX	XXX	XXX		
2699999	Total Unauthorized - Other Non-U.S. Insurers			XXX	XXX	XXX	XXX	XXX	XXX	XXX	XXX	XXX	XXX	XXX	XXX	XXX	XXX		
2899999	Total Unauthorized Excluding Protected Cells (Sum of 2299999, 2399999, 2499999, 2599999 and 2699999)			XXX	XXX	XXX	XXX	XXX	XXX	XXX	XXX	XXX	XXX	XXX	XXX	XXX	XXX		
3299999	Total Certified - Affiliates - U.S. Non-Pool			XXX	0	0	0	XXX	XXX	0	0	0	0	0	0	0	0		
3599999	Total Certified - Affiliates - Other (Non-U.S.)			XXX	0	0	0	XXX	XXX	0	0	0	0	0	0	0	0		
3699999	Total Certified - Affiliates			XXX	0	0	0	XXX	XXX	0	0	0	0	0	0	0	0		
CR-3194126	ARCH REINSURANCE LTD	3	04/08/2015	20.0	0	26,334	5,267	10.6	53.2	0	14,020	12,314	0	0	0	0	0		
CR-1320152	CHUBB EUROPEAN GROUP	2	12/17/2020	10.0	0	72	7	0.0	0.0	0	0	72	0	0	0	0	0		
CR-3194130	ENDURANCE SPECIALTY INSURANCE CO	3	01/01/2017	20.0	0	0	0	0.0	0.0	0	0	0	0	0	0	0	0		
CR-1340125	HANNOVER RUCK SE	2	04/13/2015	10.0	0	150,940	15,094	11.2	100.0	0	150,940	0	0	0	0	0	0		
CR-1460146	SWISS REINSURANCE CO.	2	06/21/2016	10.0	0	85,530	8,553	6.5	65.4	0	55,902	29,628	0	0	0	0	0		
CR-1120159	TRANSRE LONDON LIMITED	3	03/30/2017	20.0	0	7	1	0.0	0.0	0	0	7	0	0	0	0	0		
4099999	Total Certified - Other Non-U.S. Insurers			XXX	0	262,883	28,922	XXX	XXX	0	220,863	42,020	0	0	0	0	0		
4299999	Total Certified Excluding Protected Cells (Sum of 3699999, 3799999, 3899999, 3999999 and 4099999)			XXX	0	262,883	28,922	XXX	XXX	0	220,863	42,020	0	0	0	0	0		
4699999	Total Reciprocal Jurisdiction - Affiliates - U.S. Non-Pool			XXX	XXX	XXX	XXX	XXX	XXX	XXX	XXX	XXX	XXX	XXX	XXX	XXX	XXX		
4999999	Total Reciprocal Jurisdiction - Affiliates - Other (Non-U.S.)			XXX	XXX	XXX	XXX	XXX	XXX	XXX	XXX	XXX	XXX	XXX	XXX	XXX	XXX		
5099999	Total Reciprocal Jurisdiction - Affiliates			XXX	XXX	XXX	XXX	XXX	XXX	XXX	XXX	XXX	XXX	XXX	XXX	XXX	XXX		
5699999	Total Reciprocal Jurisdiction Excluding Protected Cells (Sum of 5099999, 5199999, 5299999, 5399999 and 5499999)			XXX	XXX	XXX	XXX	XXX	XXX	XXX	XXX	XXX	XXX	XXX	XXX	XXX	XXX		
5799999	Total Authorized, Unauthorized, Reciprocal Jurisdiction and Certified Excluding Protected Cells (Sum of 1499999, 2899999, 4299999 and 5699999)			XXX	0	262,883	28,922	XXX	XXX	0	220,863	42,020	0	0	0	0	0		
5899999	Total Protected Cells (Sum of 1399999, 2799999, 4199999 and 5599999)			XXX	0	0	0	XXX	XXX	0	0	0	0	0	0	0	0		
9999999	Totals			XXX	0	262,883	28,922	XXX	XXX	0	220,863	42,020	0	0	0	0	0		

25.10

ANNUAL STATEMENT FOR THE YEAR 2021 OF THE FACTORY MUTUAL INSURANCE COMPANY

SCHEDULE F - PART 3 (Continued)

Ceded Reinsurance as of December 31, Current Year (\$000 Omitted)
(Total Provision for Reinsurance)

ID Number From Col. 1	Name of Reinsurer From Col. 3	70 20% of Recoverable on Paid Losses & LAE Over 90 Days past Due Amounts Not in Dispute (Col. 47 * 20%)	Provision for Unauthorized Reinsurance		Provision for Overdue Authorized and Reciprocal Jurisdiction Reinsurance		Total Provision for Reinsurance			
			71 Provision for Reinsurance with Unauthorized Reinsurers Due to Collateral Deficiency (Col. 26)	72 Provision for Overdue Reinsurance from Unauthorized Reinsurers and Amounts in Dispute (Col. 70 + 20% of the Amount in Col. 16)	73 Complete if Col. 52 = "Yes"; Otherwise Enter 0 20% of Recoverable on Paid Losses & LAE Over 90 Days Past Due Amounts Not in Dispute + 20% of Amounts in Dispute ((Col. 47 * 20%) + [Col. 45 * 20%])	74 Complete if Col. 52 = "No"; Otherwise Enter 0 Greater of 20% of Net Recoverable Net of Funds Held & Collateral, or 20% of Recoverable on Paid Losses & LAE Over 90 Days Past Due (Greater of Col. 26 * 20% or Cols. [40 + 41] * 20%)	75 Provision for Amounts Ceded to Authorized and Reciprocal Reinsurers (Cols. 73 + 74)	76 Provision for Amounts Ceded to Unauthorized Reinsurers (Cols. 71 + 72 Not in Excess of Col. 15)	77 Provision for Amounts Ceded to Certified Reinsurers (Cols. 64 + 69)	78 Total Provision for Reinsurance (Cols. 75 + 76 + 77)
05-0284861	APPALACHIAN INSURANCE COMPANY	0	XXX	XXX	0	0	0	XXX	XXX	0
05-0254496	AFFILIATED FM INSURANCE COMPANY	0	XXX	XXX	0	0	0	XXX	XXX	0
0199999	Total Authorized - Affiliates - U.S. Intercompany Pooling	0	XXX	XXX	0	0	0	XXX	XXX	0
05-0254496	AFFILIATED FM INSURANCE COMPANY	0	XXX	XXX	0	0	0	XXX	XXX	0
0399999	Total Authorized - Affiliates - U.S. Non-Pool - Other	0	XXX	XXX	0	0	0	XXX	XXX	0
0499999	Total Authorized - Affiliates - U.S. Non-Pool	0	XXX	XXX	0	0	0	XXX	XXX	0
0799999	Total Authorized - Affiliates - Other (Non-U.S.)	0	XXX	XXX	0	0	0	XXX	XXX	0
0899999	Total Authorized - Affiliates	0	XXX	XXX	0	0	0	XXX	XXX	0
95-2371728	ACE AMERICAN INSURANCE COMPANY	671	XXX	XXX	0	1,681	1,681	XXX	XXX	1,681
06-0237820	ACE PROPERTY & CASUALTY INS CO	0	XXX	XXX	0	0	0	XXX	XXX	0
95-3187355	ALLIANZ GLOBAL RISKS US INSURANCE COMPAN	2	XXX	XXX	2	0	2	XXX	XXX	2
06-1182357	ALLIED WORLD INS CO	24	XXX	XXX	0	24	24	XXX	XXX	24
36-2661954	AMERICAN AGRICULTURAL INSURANCE COMPANY	0	XXX	XXX	0	0	0	XXX	XXX	0
59-0593886	AMERICAN BANKERS INS CO OF FLA	0	XXX	XXX	0	0	0	XXX	XXX	0
25-1118523	AMERICAN GENERAL LIFE INS CO OF DELAWARE	0	XXX	XXX	0	0	0	XXX	XXX	0
13-5124990	AMERICAN HOME ASSURANCE COMPANY	0	XXX	XXX	0	0	0	XXX	XXX	0
38-0829210	AMERISURE MUTUAL INSURANCE COMPANY	0	XXX	XXX	0	0	0	XXX	XXX	0
13-3023897	ANEX SYNDICATE INC.	0	XXX	XXX	0	0	0	XXX	XXX	0
43-0990710	ARCH INSURANCE COMPANY	8	XXX	XXX	0	8	8	XXX	XXX	8
06-1430254	ARCH REINSURANCE COMPANY	0	XXX	XXX	0	0	0	XXX	XXX	0
13-5358230	ARROWOOD INDEMNITY CO	0	XXX	XXX	0	0	0	XXX	XXX	0
75-2344200	ASPEN AMERICA INS CO	0	XXX	XXX	0	0	0	XXX	XXX	0
13-2963258	AVIVA INS CO OF CN	0	XXX	XXX	0	0	0	XXX	XXX	0
51-0434766	AXIS REINSURANCE COMPANY	0	XXX	XXX	0	0	0	XXX	XXX	0
47-0574325	BERKLEY INSURANCE COMPANY	0	XXX	XXX	0	0	0	XXX	XXX	0
63-0202590	BERKSHIRE HATHAWAY SPECIALTY INSURANCE	0	XXX	XXX	0	0	0	XXX	XXX	0
31-0542366	CINCINNATI INSURANCE CO.	0	XXX	XXX	0	0	0	XXX	XXX	0
13-5010440	CONTINENTAL INSURANCE COMPANY	0	XXX	XXX	0	0	0	XXX	XXX	0
37-0807507	COUNTRY MUTUAL INSURANCE COMPANY	0	XXX	XXX	0	0	0	XXX	XXX	0
38-2145898	DORINCO REINSURANCE COMPANY	0	XXX	XXX	0	0	0	XXX	XXX	0
39-0264050	EMPLOYERS INSURANCE OF WAUSAU	0	XXX	XXX	0	0	0	XXX	XXX	0
42-0234980	EMPLOYERS MUTUAL CASUALTY COMPANY	0	XXX	XXX	0	0	0	XXX	XXX	0
35-2293075	ENDURANCE ASSURANCE CORP	4	XXX	XXX	4	0	4	XXX	XXX	4
22-2005057	EVEREST REINSURANCE COMPANY	0	XXX	XXX	0	0	0	XXX	XXX	0
15-0302550	EXCELSIOR INSURANCE CO	0	XXX	XXX	0	0	0	XXX	XXX	0
13-2673100	GENERAL REINSURANCE CORPORATION	9	XXX	XXX	9	0	9	XXX	XXX	9
13-3029255	GENERAL SECURITY NATIONAL INSURANCE COMP	0	XXX	XXX	0	0	0	XXX	XXX	0
13-1958482	GENERAL STAR NATIONAL INS. CO.	0	XXX	XXX	1	0	1	XXX	XXX	1
13-5617450	GENERALI US BRANCH	0	XXX	XXX	0	0	0	XXX	XXX	0
31-0501234	GREAT AMERICAN INSURANCE COMPANY	0	XXX	XXX	0	0	0	XXX	XXX	0

ANNUAL STATEMENT FOR THE YEAR 2021 OF THE FACTORY MUTUAL INSURANCE COMPANY

SCHEDULE F - PART 3 (Continued)

Ceded Reinsurance as of December 31, Current Year (\$000 Omitted)
(Total Provision for Reinsurance)

ID Number From Col. 1	Name of Reinsurer From Col. 3	70 20% of Recoverable on Paid Losses & LAE Over 90 Days past Due Amounts Not in Dispute (Col. 47 * 20%)	Provision for Unauthorized Reinsurance		Provision for Overdue Authorized and Reciprocal Jurisdiction Reinsurance		Total Provision for Reinsurance				
			71	72	73	74	75	76	77	78	
			Provision for Reinsurance with Unauthorized Reinsurers Due to Collateral Deficiency (Col. 26)	Provision for Overdue Reinsurance from Unauthorized Reinsurers and Amounts in Dispute (Col. 70 + 20% of the Amount in Col. 16)	Complete if Col. 52 = "Yes"; Otherwise Enter 0	Complete if Col. 52 = "No"; Otherwise Enter 0	Provision for Amounts Ceded to Authorized and Reciprocal Jurisdiction Reinsurers (Cols. 73 + 74)	Provision for Amounts Ceded to Unauthorized Reinsurers (Cols. 71 + 72 Not in Excess of Col. 15)	Provision for Amounts Ceded to Certified Reinsurers (Cols. 64 + 69)	Total Provision for Reinsurance (Cols. 75 + 76 + 77)	
06-0383750	HARTFORD FIRE INSURANCE COMPANY	0	XXX	XXX	0	0	0	0	XXX	XXX	0
30-0409219	HDI GLOBAL INSURANCE COMPANY	0	XXX	XXX	0	0	0	0	XXX	XXX	0
74-2195939	HOUSTON CASUALTY CO.	1	XXX	XXX	0	91	91	91	XXX	XXX	91
23-0723970	INSURANCE COMPANY OF NORTH AMERICA	100	XXX	XXX	0	308	308	308	XXX	XXX	308
13-3046844	INTERNATIONAL AMERICAN SYNDICATE	0	XXX	XXX	0	0	0	0	XXX	XXX	0
34-1699321	IRONWOOD INSURANCE COMPANY	0	XXX	XXX	0	0	0	0	XXX	XXX	0
30-0875959	LAMORAK INS CO	0	XXX	XXX	0	0	0	0	XXX	XXX	0
25-1149494	LEXINGTON INS CO	0	XXX	XXX	0	0	0	0	XXX	XXX	0
04-1543470	LIBERTY MUTUAL INSURANCE COMPANY	24	XXX	XXX	0	262	262	262	XXX	XXX	262
36-3347420	MAPFRE INSURANCE CO	10	XXX	XXX	0	10	10	10	XXX	XXX	10
22-3818012	MITSUMI SUMITOMO INS CO	0	XXX	XXX	0	0	0	0	XXX	XXX	0
13-3467153	MITSUMI SUMITOMO INSURANCE USA INC.	0	XXX	XXX	0	0	0	0	XXX	XXX	0
13-4924125	MUNICH REINSURANCE AMERICA INC.	4	XXX	XXX	0	4	4	4	XXX	XXX	4
38-0865250	NATIONAL CASUALTY COMPANY	0	XXX	XXX	0	0	0	0	XXX	XXX	0
47-0355979	NATIONAL INDEMNITY COMPANY	35	XXX	XXX	0	1,530	1,530	1,530	XXX	XXX	1,530
36-2403971	NATIONAL LIABILITY & FIRE	0	XXX	XXX	0	0	0	0	XXX	XXX	0
25-0687550	NATIONAL UNION FIRE INS CO OF PITTSBURGH	10	XXX	XXX	0	10	10	10	XXX	XXX	10
31-4177110	NATIONWIDE MUTUAL FIRE INSURANCE COMPANY	0	XXX	XXX	0	0	0	0	XXX	XXX	0
31-4177100	NATIONWIDE MUTUAL INSURANCE COMPANY	12	XXX	XXX	0	12	12	12	XXX	XXX	12
47-0698507	ODYSSEY REINSURANCE CO	0	XXX	XXX	0	0	0	0	XXX	XXX	0
13-3031176	PARTNER REINS CO OF THE US	0	XXX	XXX	0	0	0	0	XXX	XXX	0
13-3531373	PARTNERRE INSURANCE CO. OF NY	0	XXX	XXX	0	0	0	0	XXX	XXX	0
13-2919779	PEERLESS INDEMNITY INSURANCE COMPANY	0	XXX	XXX	0	0	0	0	XXX	XXX	0
23-1642962	PENNSYLVANIA MANUFACTURERS ASSOC INS	0	XXX	XXX	0	0	0	0	XXX	XXX	0
22-3410482	PRINCETON EXCESS AND SURPLUS LINES INS C	0	XXX	XXX	0	0	0	0	XXX	XXX	0
13-1188550	PUBLIC SERVICE MUTUAL INSURANCE COMPANY	0	XXX	XXX	0	0	0	0	XXX	XXX	0
23-1641984	QBE REINSURANCE CORP	0	XXX	XXX	0	0	0	0	XXX	XXX	0
23-0580680	RELIANCE INSURANCE CO	0	XXX	XXX	0	0	0	0	XXX	XXX	0
52-1952955	RENAISSANCE REINS US INC	0	XXX	XXX	0	0	0	0	XXX	XXX	0
86-0274508	REPIWEST INSURANCE CO	110	XXX	XXX	0	130	130	130	XXX	XXX	130
37-0915434	RLI INSURANCE COMPANY	0	XXX	XXX	0	0	0	0	XXX	XXX	0
16-0366830	RSUI INDEMNITY	0	XXX	XXX	0	0	0	0	XXX	XXX	0
75-1444207	SCOR REINSURANCE COMPANY	97	XXX	XXX	0	97	97	97	XXX	XXX	97
39-0333950	SENTRY INSURANCE A MUTUAL COMPANY	0	XXX	XXX	0	0	0	0	XXX	XXX	0
13-2997499	SIRIUSPOINT AMERICA INSURANCE CO	0	XXX	XXX	0	0	0	0	XXX	XXX	0
75-1670124	STARR IND & LIAB COMPANY	1	XXX	XXX	0	1	1	1	XXX	XXX	1
81-4566522	STARR SPECIALTY INS CO	0	XXX	XXX	0	0	0	0	XXX	XXX	0
52-0981481	STEADFAST INSURANCE COMPANY	0	XXX	XXX	0	0	0	0	XXX	XXX	0
13-1675535	SWISS REINSURANCE AMERICA CORPORATION	128	XXX	XXX	0	23,737	23,737	23,737	XXX	XXX	23,737
13-6108722	TOKIO MARINE & NICHIDO FIRE INS CO LTD U	0	XXX	XXX	0	0	0	0	XXX	XXX	0
13-4032666	TOKIO MARINE AMERICA INS CO	1	XXX	XXX	0	1	1	1	XXX	XXX	1

ANNUAL STATEMENT FOR THE YEAR 2021 OF THE FACTORY MUTUAL INSURANCE COMPANY

SCHEDULE F - PART 3 (Continued)

Ceded Reinsurance as of December 31, Current Year (\$000 Omitted)
(Total Provision for Reinsurance)

ID Number From Col. 1	Name of Reinsurer From Col. 3	70 20% of Recoverable on Paid Losses & LAE Over 90 Days past Due Amounts Not in Dispute (Col. 47 * 20%)	Provision for Unauthorized Reinsurance		Provision for Overdue Authorized and Reciprocal Jurisdiction Reinsurance		Total Provision for Reinsurance			
			71	72	73	74	75	76	77	78
			Provision for Reinsurance with Unauthorized Reinsurers Due to Collateral Deficiency (Col. 26)	Provision for Overdue Reinsurance from Unauthorized Reinsurers and Amounts in Dispute (Col. 70 + 20% of the Amount in Col. 16)	Complete if Col. 52 = "Yes"; Otherwise Enter 0	Complete if Col. 52 = "No"; Otherwise Enter 0	Provision for Amounts Ceded to Authorized and Reciprocal Reinsurers (Cols. 73 + 74)	Provision for Amounts Ceded to Unauthorized Reinsurers (Cols. 71 + 72 Not in Excess of Col. 15)	Provision for Amounts Ceded to Certified Reinsurers (Cols. 64 + 69)	Total Provision for Reinsurance (Cols. 75 + 76 + 77)
13-5616275	TRANSATLANTIC REINSURANCE COMPANY	.1	XXX	XXX	.1	0	.1	XXX	XXX	.1
06-0566050	TRAVELERS INDEMNITY COMPANY	.0	XXX	XXX	.0	0	.0	XXX	XXX	.0
13-2953213	UNIONE ITALIANA REINSURANCE CO OF AMERIC	.0	XXX	XXX	.0	0	.0	XXX	XXX	.0
48-0921045	WESTPORT INSURANCE CORPORATION	.92	XXX	XXX	.0	1,917	1,917	XXX	XXX	1,917
75-6017952	XL INSURANCE AMERICA INC.	.79	XXX	XXX	.0	173	173	XXX	XXX	173
13-3787296	XL INSURANCE CO OF NEW YORK	.0	XXX	XXX	.0	0	.0	XXX	XXX	.0
13-1290712	XL REINSURANCE AMERICA INC.	.0	XXX	XXX	.0	0	.0	XXX	XXX	.0
85-0277191	XL SPECIALTY INSURANCE COMPANY (CANADA)	.0	XXX	XXX	.0	0	.0	XXX	XXX	.0
36-4233459	ZURICH AMERICAN INSURANCE COMPANY	.12	XXX	XXX	.0	12	12	XXX	XXX	12
36-2781080	ZURICH AMERICAN INSURANCE COMPANY OF ILL	.20	XXX	XXX	.20	0	20	XXX	XXX	20
0999999	Total Authorized - Other U.S. Unaffiliated Insurers	1,452	XXX	XXX	156	29,887	30,044	XXX	XXX	30,044
AA-9995081	AGENCY MANAGERS LTD	.0	XXX	XXX	.0	0	.0	XXX	XXX	.0
AA-9995022	EXCESS AND CASUALTY REINSURANCE ASSOC.	.0	XXX	XXX	.0	0	.0	XXX	XXX	.0
AA-9993217	MAIDEN LANE SYNDICATE INC.	.0	XXX	XXX	.0	0	.0	XXX	XXX	.0
AA-9995032	MUTUAL MARINE OFFICE, INCORPORATED	.0	XXX	XXX	.0	0	.0	XXX	XXX	.0
AA-9993225	SOUTH PLACE SYNDICATE	.0	XXX	XXX	.0	0	.0	XXX	XXX	.0
1199999	Total Authorized - Pools - Voluntary Pools	0	XXX	XXX	0	0	0	XXX	XXX	0
AA-1120810	ACE EUROPEAN GRP LTD	.0	XXX	XXX	.0	0	.0	XXX	XXX	.0
AA-1580015	AIOI NISSAY DOWA INS CO LTD	.0	XXX	XXX	.0	0	.0	XXX	XXX	.0
AA-1344102	ALLIANZ GLOBAL CORPORATE & SPECIALTY AG	.11	XXX	XXX	.0	11	11	XXX	XXX	11
AA-1120053	ARCH INS UK LTD	.0	XXX	XXX	.0	0	.0	XXX	XXX	.0
AA-3190932	ARGO RE LTD	.0	XXX	XXX	.0	0	.0	XXX	XXX	.0
AA-3194168	ASPEN INSURANCE LIMITED	.0	XXX	XXX	.0	0	.0	XXX	XXX	.0
AA-1120337	ASPEN INSURANCE UK LIMITED	.15	XXX	XXX	.15	0	15	XXX	XXX	15
AA-1360015	ASSICURAZIONI GEN S P A	.6	XXX	XXX	.0	6	6	XXX	XXX	6
AA-3190004	ASSOCIATED ELECTRIC AND GAS INSURANCE SE	.1	XXX	XXX	.0	1	1	XXX	XXX	1
AA-1120660	AVIVA INSURANCE LIMITED	.0	XXX	XXX	.0	0	.0	XXX	XXX	.0
AA-1784130	AXIS SPECIALTY EUROPE LTD.	.0	XXX	XXX	.0	5	5	XXX	XXX	5
AA-3194139	AXIS SPECIALTY LTD	.0	XXX	XXX	.0	0	.0	XXX	XXX	.0
AA-1460025	BALOISE INS CO LTD (BASLER VERS GES AG)	.10	XXX	XXX	.0	10	10	XXX	XXX	10
AA-5280012	CENTRAL REINSURANCE CORPORATION	.0	XXX	XXX	.0	0	.0	XXX	XXX	.0
AA-1320152	CHUBB EUROPEAN GROUP	.0	XXX	XXX	.0	0	.0	XXX	XXX	.0
AA-1120191	CONVEX INSURANCE UK LTD	.0	XXX	XXX	.0	0	.0	XXX	XXX	.0
AA-3194122	DAVINCI REINSURANCE LTD.	.0	XXX	XXX	.0	0	.0	XXX	XXX	.0
AA-1120495	DOMINION INSURANCE COMPANY LIMITED	.0	XXX	XXX	.0	0	.0	XXX	XXX	.0
AA-3194130	ENDURANCE SPECIALTY INS LTD	.0	XXX	XXX	.0	0	.0	XXX	XXX	.0
AA-1124129	ENDURANCE WORLDWIDE INSURANCE LTD	.1	XXX	XXX	.0	231	231	XXX	XXX	231
AA-3191289	FIDELIS INSURANCE BERMUDA LIMITED	.0	XXX	XXX	.0	0	.0	XXX	XXX	.0
AA-1340043	GREAT LAKES INS SE	.0	XXX	XXX	.0	0	.0	XXX	XXX	.0
AA-1340125	HANNOVER RUCK SE	.0	XXX	XXX	.0	0	.0	XXX	XXX	.0

ANNUAL STATEMENT FOR THE YEAR 2021 OF THE FACTORY MUTUAL INSURANCE COMPANY

SCHEDULE F - PART 3 (Continued)

Ceded Reinsurance as of December 31, Current Year (\$000 Omitted)
(Total Provision for Reinsurance)

ID Number From Col. 1	Name of Reinsurer From Col. 3	70 20% of Recoverable on Paid Losses & LAE Over 90 Days past Due Amounts Not in Dispute (Col. 47 * 20%)	Provision for Unauthorized Reinsurance		Provision for Overdue Authorized and Reciprocal Jurisdiction Reinsurance		Total Provision for Reinsurance			
			71	72	73	74	75	76	77	78
			Provision for Reinsurance with Unauthorized Reinsurers Due to Collateral Deficiency (Col. 26)	Provision for Overdue Reinsurance from Unauthorized Reinsurers and Amounts in Dispute (Col. 70 + 20% of the Amount in Col. 16)	Complete if Col. 52 = "Yes"; Otherwise Enter 0	Complete if Col. 52 = "No"; Otherwise Enter 0	Provision for Amounts Ceded to Authorized and Reciprocal Reinsurers (Cols. 73 + 74)	Provision for Amounts Ceded to Unauthorized Reinsurers (Cols. 71 + 72 Not in Excess of Col. 15)	Provision for Amounts Ceded to Certified Reinsurers (Cols. 64 + 69)	Total Provision for Reinsurance (Cols. 75 + 76 + 77)
AA-1490002	HELVETIA SCHWEIZERISCHE	0	XXX	XXX	0	0	0	XXX	XXX	0
AA-1460080	HELVETIA SWISS	72	XXX	XXX	0	787	787	XXX	XXX	787
AA-2230425	I.R.B., IST. DE RESS DO BRAZIL	0	XXX	XXX	0	0	0	XXX	XXX	0
AA-1340041	INTERNATIONAL INSURANCE COMPANY OF HANNO	0	XXX	XXX	0	0	0	XXX	XXX	0
AA-3190871	LANCASHIRE INSURANCE COMPANY LIMITED	0	XXX	XXX	0	0	0	XXX	XXX	0
AA-1569530	LAURENTIAN GENERAL INSURANCE COMPANY INC	0	XXX	XXX	0	0	0	XXX	XXX	0
AA-1370048	LIBERTY MUTUAL INSURANCE	0	XXX	XXX	0	0	0	XXX	XXX	0
AA-3190917	LIBERTY SPECIALTY MARKETS BERMUDA LTD	0	XXX	XXX	0	0	0	XXX	XXX	0
AA-1126033	LLOYDS - SYNDICATE # 0033	15	XXX	XXX	0	2,034	2,034	XXX	XXX	2,034
AA-1126250	LLOYDS - SYNDICATE # 0250	0	XXX	XXX	0	0	0	XXX	XXX	0
AA-1126318	LLOYDS - SYNDICATE # 0318	21	XXX	XXX	0	282	282	XXX	XXX	282
AA-1126382	LLOYDS - SYNDICATE # 0382	0	XXX	XXX	0	0	0	XXX	XXX	0
AA-1126435	LLOYDS - SYNDICATE # 0435	0	XXX	XXX	0	0	0	XXX	XXX	0
AA-1126457	LLOYDS - SYNDICATE # 0457	0	XXX	XXX	0	0	0	XXX	XXX	0
AA-1126510	LLOYDS - SYNDICATE # 0510	0	XXX	XXX	0	0	0	XXX	XXX	0
AA-1126566	LLOYDS - SYNDICATE # 0566	0	XXX	XXX	0	0	0	XXX	XXX	0
AA-1126609	LLOYDS - SYNDICATE # 0609	0	XXX	XXX	0	0	0	XXX	XXX	0
AA-1126623	LLOYDS - SYNDICATE # 0623	0	XXX	XXX	0	0	0	XXX	XXX	0
AA-1126626	LLOYDS - SYNDICATE # 0626	0	XXX	XXX	0	0	0	XXX	XXX	0
AA-1127036	LLOYDS - SYNDICATE # 1036	20	XXX	XXX	0	30	30	XXX	XXX	30
AA-1127084	LLOYDS - SYNDICATE # 1084	0	XXX	XXX	0	0	0	XXX	XXX	0
AA-1120105	LLOYDS - SYNDICATE # 1110	0	XXX	XXX	0	0	0	XXX	XXX	0
AA-1127183	LLOYDS - SYNDICATE # 1183	108	XXX	XXX	0	197	197	XXX	XXX	197
AA-1127200	LLOYDS - SYNDICATE # 1200	26	XXX	XXX	0	31	31	XXX	XXX	31
AA-1127218	LLOYDS - SYNDICATE # 1218	0	XXX	XXX	0	0	0	XXX	XXX	0
AA-1127221	LLOYDS - SYNDICATE # 1221	153	XXX	XXX	0	153	153	XXX	XXX	153
AA-1127225	LLOYDS - SYNDICATE # 1225	34	XXX	XXX	0	138	138	XXX	XXX	138
AA-1120085	LLOYDS - SYNDICATE # 1274	14	XXX	XXX	0	35	35	XXX	XXX	35
AA-1127301	LLOYDS - SYNDICATE # 1301	45	XXX	XXX	0	71	71	XXX	XXX	71
AA-1127414	LLOYDS - SYNDICATE # 1414	39	XXX	XXX	0	340	340	XXX	XXX	340
AA-1120102	LLOYDS - SYNDICATE # 1458	0	XXX	XXX	0	0	0	XXX	XXX	0
AA-1127688	LLOYDS - SYNDICATE # 1688	26	XXX	XXX	0	165	165	XXX	XXX	165
AA-1120157	LLOYDS - SYNDICATE # 1729	0	XXX	XXX	0	0	0	XXX	XXX	0
AA-1120171	LLOYDS - SYNDICATE # 1856	0	XXX	XXX	0	0	0	XXX	XXX	0
AA-1127861	LLOYDS - SYNDICATE # 1861	0	XXX	XXX	0	0	0	XXX	XXX	0
AA-1120096	LLOYDS - SYNDICATE # 1880	0	XXX	XXX	0	0	0	XXX	XXX	0
AA-1120054	LLOYDS - SYNDICATE # 1886	6	XXX	XXX	0	7	7	XXX	XXX	7
AA-1120131	LLOYDS - SYNDICATE # 1897	5	XXX	XXX	0	5	5	XXX	XXX	5
AA-1120083	LLOYDS - SYNDICATE # 1910	0	XXX	XXX	0	0	0	XXX	XXX	0
AA-1120064	LLOYDS - SYNDICATE # 1919	23	XXX	XXX	0	205	205	XXX	XXX	205
AA-1120084	LLOYDS - SYNDICATE # 1955	11	XXX	XXX	0	12	12	XXX	XXX	12

ANNUAL STATEMENT FOR THE YEAR 2021 OF THE FACTORY MUTUAL INSURANCE COMPANY

SCHEDULE F - PART 3 (Continued)

Ceded Reinsurance as of December 31, Current Year (\$000 Omitted)
(Total Provision for Reinsurance)

ID Number From Col. 1	Name of Reinsurer From Col. 3	70 20% of Recoverable on Paid Losses & LAE Over 90 Days past Due Amounts Not in Dispute (Col. 47 * 20%)	Provision for Unauthorized Reinsurance		Provision for Overdue Authorized and Reciprocal Jurisdiction Reinsurance		Total Provision for Reinsurance			
			71	72	73	74	75	76	77	78
			Provision for Reinsurance with Unauthorized Reinsurers Due to Collateral Deficiency (Col. 26)	Provision for Overdue Reinsurance from Unauthorized Reinsurers and Amounts in Dispute (Col. 70 + 20% of the Amount in Col. 16)	Complete if Col. 52 = "Yes"; Otherwise Enter 0	Complete if Col. 52 = "No"; Otherwise Enter 0	Provision for Amounts Ceded to Authorized and Reciprocal Jurisdiction Reinsurers (Cols. 73 + 74)	Provision for Amounts Ceded to Unauthorized Reinsurers (Cols. 71 + 72 Not in Excess of Col. 15)	Provision for Amounts Ceded to Certified Reinsurers (Cols. 64 + 69)	Total Provision for Reinsurance (Cols. 75 + 76 + 77)
AA-1120103	LLOYDS - SYNDICATE # 1967	11	XXX	XXX	0	25	25	XXX	XXX	25
AA-1120106	LLOYDS - SYNDICATE # 1969	0	XXX	XXX	0	0	0	XXX	XXX	0
AA-1120161	LLOYDS - SYNDICATE # 1980	0	XXX	XXX	0	0	0	XXX	XXX	0
AA-1128001	LLOYDS - SYNDICATE # 2001	0	XXX	XXX	0	0	0	XXX	XXX	0
AA-1128003	LLOYDS - SYNDICATE # 2003	36	XXX	XXX	0	4,650	4,650	XXX	XXX	4,650
AA-1120071	LLOYDS - SYNDICATE # 2007	1	XXX	XXX	0	67	67	XXX	XXX	67
AA-1128010	LLOYDS - SYNDICATE # 2010	0	XXX	XXX	0	0	0	XXX	XXX	0
AA-1120158	LLOYDS - SYNDICATE # 2014	14	XXX	XXX	0	14	14	XXX	XXX	14
AA-1120114	LLOYDS - SYNDICATE # 2015	0	XXX	XXX	0	0	0	XXX	XXX	0
AA-1128121	LLOYDS - SYNDICATE # 2121	7	XXX	XXX	0	11	11	XXX	XXX	11
AA-1120112	LLOYDS - SYNDICATE # 2232	5	XXX	XXX	0	8	8	XXX	XXX	8
AA-1120097	LLOYDS - SYNDICATE # 2468	4	XXX	XXX	0	6	6	XXX	XXX	6
AA-1128488	LLOYDS - SYNDICATE # 2488	0	XXX	XXX	0	235	235	XXX	XXX	235
AA-1128623	LLOYDS - SYNDICATE # 2623	7	XXX	XXX	0	672	672	XXX	XXX	672
AA-1128791	LLOYDS - SYNDICATE # 2791	0	XXX	XXX	0	0	0	XXX	XXX	0
AA-1128987	LLOYDS - SYNDICATE # 2987	6	XXX	XXX	0	5,120	5,120	XXX	XXX	5,120
AA-1120179	LLOYDS - SYNDICATE # 2988	0	XXX	XXX	0	0	0	XXX	XXX	0
AA-1129000	LLOYDS - SYNDICATE # 3000	14	XXX	XXX	0	320	320	XXX	XXX	320
AA-1120082	LLOYDS - SYNDICATE # 3010	0	XXX	XXX	0	0	0	XXX	XXX	0
AA-1120055	LLOYDS - SYNDICATE # 3623	0	XXX	XXX	0	0	0	XXX	XXX	0
AA-1120116	LLOYDS - SYNDICATE # 3902	14	XXX	XXX	0	23	23	XXX	XXX	23
AA-1126005	LLOYDS - SYNDICATE # 4000	0	XXX	XXX	0	0	0	XXX	XXX	0
AA-1120075	LLOYDS - SYNDICATE # 4020	0	XXX	XXX	0	0	0	XXX	XXX	0
AA-1120086	LLOYDS - SYNDICATE # 4141	0	XXX	XXX	0	0	0	XXX	XXX	0
AA-1120067	LLOYDS - SYNDICATE # 4242	0	XXX	XXX	0	0	0	XXX	XXX	0
AA-1126004	LLOYDS - SYNDICATE # 4444	5	XXX	XXX	0	57	57	XXX	XXX	57
AA-1126006	LLOYDS - SYNDICATE # 4472	18	XXX	XXX	0	50	50	XXX	XXX	50
AA-1126003	LLOYDS - SYNDICATE # 5000	1	XXX	XXX	0	3	3	XXX	XXX	3
AA-1120080	LLOYDS - SYNDICATE # 5151	8	XXX	XXX	0	74	74	XXX	XXX	74
AA-1120065	LLOYDS - SYNDICATE # 5555	0	XXX	XXX	0	0	0	XXX	XXX	0
AA-1120181	LLOYDS - SYNDICATE # 5886	0	XXX	XXX	0	0	0	XXX	XXX	0
AA-1840000	MAPFRE INDUSTRIAL S A	0	XXX	XXX	0	0	0	XXX	XXX	0
AA-3190829	MARKEL BERMUDA LIMITED	0	XXX	XXX	0	0	0	XXX	XXX	0
AA-1121410	NETSUI SUMITOMO INS CO (EUROPE) LTD	0	XXX	XXX	0	0	0	XXX	XXX	0
AA-1460100	NOUVELLE CIE DE REASSURANCES S.A.	0	XXX	XXX	0	0	0	XXX	XXX	0
AA-1240051	QBE EUROPE SA/NV	0	XXX	XXX	0	0	0	XXX	XXX	0
AA-1120481	QBE INSURANCE (EUROPE) LIMITED	7	XXX	XXX	0	7	7	XXX	XXX	7
AA-1780070	QBE INSURANCE & REINSURANCE (EUROPE) LTD	0	XXX	XXX	0	0	0	XXX	XXX	0
AA-3190339	RENAISSANCE REINSURANCE LTD.	0	XXX	XXX	0	0	0	XXX	XXX	0
AA-1120019	SCOR UK CO LTD	1	XXX	XXX	0	29	29	XXX	XXX	29
AA-1370020	SWISS RE INTERNATIONAL SE	28	XXX	XXX	0	367	367	XXX	XXX	367

ANNUAL STATEMENT FOR THE YEAR 2021 OF THE FACTORY MUTUAL INSURANCE COMPANY

SCHEDULE F - PART 3 (Continued)

Ceded Reinsurance as of December 31, Current Year (\$000 Omitted)
(Total Provision for Reinsurance)

ID Number From Col. 1	Name of Reinsurer From Col. 3	70 20% of Recoverable on Paid Losses & LAE Over 90 Days past Due Amounts Not in Dispute (Col. 47 * 20%)	Provision for Unauthorized Reinsurance		Provision for Overdue Authorized and Reciprocal Jurisdiction Reinsurance		Total Provision for Reinsurance			
			71 Provision for Reinsurance with Unauthorized Reinsurers Due to Collateral Deficiency (Col. 26)	72 Provision for Overdue Reinsurance from Unauthorized Reinsurers and Amounts in Dispute (Col. 70 + 20% of the Amount in Col. 16)	73 Complete if Col. 52 = "Yes"; Otherwise Enter 0 20% of Recoverable on Paid Losses & LAE Over 90 Days Past Due Amounts Not in Dispute + 20% of Amounts in Dispute ((Col. 47 * 20%) + [Col. 45 * 20%])	74 Complete if Col. 52 = "No"; Otherwise Enter 0 Greater of 20% of Net Recoverable Net of Funds Held & Collateral, or 20% of Recoverable on Paid Losses & LAE Over 90 Days Past Due (Greater of Col. 26 * 20% or Cols. [40 + 41] * 20%)	75 Provision for Amounts Ceded to Authorized and Reciprocal Reinsurers (Cols. 73 + 74)	76 Provision for Amounts Ceded to Unauthorized Reinsurers (Cols. 71 + 72 Not in Excess of Col. 15)	77 Provision for Amounts Ceded to Certified Reinsurers (Cols. 64 + 69)	78 Total Provision for Reinsurance (Cols. 75 + 76 + 77)
AA-1121445	TOKIO MARINE EUROPE INS LTD	0	XXX	XXX	0	0	0	XXX	XXX	0
AA-1120159	TRANSATLANTIC RE	0	XXX	XXX	0	0	0	XXX	XXX	0
AA-3190870	VALIDUS REINSURANCE LTD	0	XXX	XXX	0	0	0	XXX	XXX	0
AA-1460185	WINTERTHUR SCHWEIZERISCHE VERSGES AG	0	XXX	XXX	0	0	0	XXX	XXX	0
AA-1120049	XL CATLIN INS CO UK LTD	0	XXX	XXX	0	0	0	XXX	XXX	0
AA-1121575	YASUDA FIRE & MARINE INS CO OF EUROPE	0	XXX	XXX	0	0	0	XXX	XXX	0
AA-1780059	ZURICH INSURANCE PLC SECURSAL	8	XXX	XXX	0	8	8	XXX	XXX	8
1299999	Total Authorized - Other Non-U.S. Insurers	854	XXX	XXX	15	16,499	16,514	XXX	XXX	16,514
1499999	Total Authorized Excluding Protected Cells (Sum of 0899999, 0999999, 1099999, 1199999 and 1299999)	2,306	XXX	XXX	172	46,386	46,558	XXX	XXX	46,558
20-2740839	WATCH HILL INSURANCE COMPANY	0	7,695	0	XXX	XXX	XXX	7,695	XXX	7,695
1699999	Total Unauthorized - Affiliates - U.S. Non-Pool - Captive	0	7,695	0	XXX	XXX	XXX	7,695	XXX	7,695
1899999	Total Unauthorized - Affiliates - U.S. Non-Pool	0	7,695	0	XXX	XXX	XXX	7,695	XXX	7,695
AA-3190418	NEW PROVIDENCE MUTUAL LIMITED	0	2,492	0	XXX	XXX	XXX	2,492	XXX	2,492
1999999	Total Unauthorized - Affiliates - Other (Non-U.S.) - Captive	0	2,492	0	XXX	XXX	XXX	2,492	XXX	2,492
AA-3190411	RISK ENGINEERING INSURANCE COMPANY LTD	0	194,910	0	XXX	XXX	XXX	194,910	XXX	194,910
2099999	Total Unauthorized - Affiliates - Other (Non-U.S.) - Other	0	194,910	0	XXX	XXX	XXX	194,910	XXX	194,910
2199999	Total Unauthorized - Affiliates - Other (Non-U.S.)	0	197,402	0	XXX	XXX	XXX	197,402	XXX	197,402
2299999	Total Unauthorized - Affiliates	0	205,097	0	XXX	XXX	XXX	205,097	XXX	205,097
36-2763106	AMERICAN PROTECTION INS CO	0	0	0	XXX	XXX	XXX	0	XXX	0
03-0308160	AMERICAN TRIUMVIRATE INS CO	0	35	0	XXX	XXX	XXX	35	XXX	35
56-2427193	BOLTON INSURANCE COMPANY	0	316	0	XXX	XXX	XXX	316	XXX	316
01-0562383	BUENA VISTA INSURANCE COMPANY	2	445	2	XXX	XXX	XXX	447	XXX	447
20-5612765	CANOPIUS US INSURANCE, INC	0	0	0	XXX	XXX	XXX	0	XXX	0
03-0368411	CIRCLETREE INSURANCE COMPANY	0	2,198	0	XXX	XXX	XXX	2,011	XXX	2,011
87-1924654	CLAREMONT IC	0	0	0	XXX	XXX	XXX	0	XXX	0
61-1140366	DRISK INSURANCE INC.	2	0	2	XXX	XXX	XXX	2	XXX	2
26-0147121	EFFEM REINSURANCE COMPANY	0	37	0	XXX	XXX	XXX	37	XXX	37
75-1844564	ENDURANCE AMERICAN SPECIALTY INS CO	0	0	0	XXX	XXX	XXX	0	XXX	0
03-0461286	EPIC INSURANCE COMPANY	0	73	0	XXX	XXX	XXX	73	XXX	73
27-0974075	FIRST GENERAL INSURANCE CO INC	0	0	0	XXX	XXX	XXX	0	XXX	0
35-2192889	HEINZ NOBLE, INC.	6	0	6	XXX	XXX	XXX	6	XXX	6
02-0712840	HIGHLAND PARK INSURANCE COMPANY	57	1,269	57	XXX	XXX	XXX	1,326	XXX	1,326
03-0340924	HILLBROOK INSURANCE COMPANY, INC.	0	0	0	XXX	XXX	XXX	0	XXX	0
98-0093786	INSURE-RITE LTD.	0	3,181	0	XXX	XXX	XXX	3,181	XXX	3,181
03-0343780	MIDDLESEX ASSURANCE CO. LTD.	0	2,950	0	XXX	XXX	XXX	2,950	XXX	2,950
03-0375422	MOUNTAINVIEW INSURANCE COMPANY, INC	0	20,897	0	XXX	XXX	XXX	20,897	XXX	20,897
98-0357932	NW RE LIMITED	0	0	0	XXX	XXX	XXX	0	XXX	0
47-2606709	RELSURE VERMONT, INC.	0	337	0	XXX	XXX	XXX	337	XXX	337
33-1039138	RISK MANAGEMENT ASSOCIATES	0	683	0	XXX	XXX	XXX	355	XXX	355

ANNUAL STATEMENT FOR THE YEAR 2021 OF THE FACTORY MUTUAL INSURANCE COMPANY

SCHEDULE F - PART 3 (Continued)

Ceded Reinsurance as of December 31, Current Year (\$000 Omitted)
(Total Provision for Reinsurance)

ID Number From Col. 1	Name of Reinsurer From Col. 3	70 20% of Recoverable on Paid Losses & LAE Over 90 Days past Due Amounts Not in Dispute (Col. 47 * 20%)	Provision for Unauthorized Reinsurance		Provision for Overdue Authorized and Reciprocal Jurisdiction Reinsurance		Total Provision for Reinsurance			
			71	72	73	74	75	76	77	78
			Provision for Reinsurance with Unauthorized Reinsurers Due to Collateral Deficiency (Col. 26)	Provision for Overdue Reinsurance from Unauthorized Reinsurers and Amounts in Dispute (Col. 70 + 20% of the Amount in Col. 16)	Complete if Col. 52 = "Yes"; Otherwise Enter 0 20% of Recoverable on Paid Losses & LAE Over 90 Days Past Due Amounts Not in Dispute + 20% of Amounts in Dispute ((Col. 47 * 20%) + [Col. 45 * 20%])	Complete if Col. 52 = "No"; Otherwise Enter 0 Greater of 20% of Net Recoverable Net of Funds Held & Collateral, or 20% of Recoverable on Paid Losses & LAE Over 90 Days Past Due (Greater of Col. 26 * 20% or Cols. [40 + 41] * 20%)	Provision for Amounts Ceded to Authorized and Reciprocal Reinsurers (Cols. 73 + 74)	Provision for Amounts Ceded to Unauthorized Reinsurers (Cols. 71 + 72 Not in Excess of Col. 15)	Provision for Amounts Ceded to Certified Reinsurers (Cols. 64 + 69)	Total Provision for Reinsurance (Cols. 75 + 76 + 77)
20-4148226	SENTINEL PROTECTION & INDEMNITY COMPANY	0	0	0	XXX	XXX	XXX	0	XXX	0
94-1872743	TECHNOLOGY ASSURANCE LIMITED	0	0	0	XXX	XXX	XXX	0	XXX	0
51-0387023	THOMSON REUTERS RISK MGMT INC	0	0	0	XXX	XXX	XXX	0	XXX	0
03-0348076	UT INSURANCE (VERMONT) INC	9	0	9	XXX	XXX	XXX	9	XXX	9
76-0741131	WHITE MOUNTAIN INS	0	0	0	XXX	XXX	XXX	0	XXX	0
00-0000000	WORLDWIDE RISK INS INC	0	3,375	0	XXX	XXX	XXX	1,493	XXX	1,493
2399999	Total Unauthorized - Other U.S. Unaffiliated Insurers	77	35,796	77	XXX	XXX	XXX	33,476	XXX	33,476
AA-9995032	MUTUAL MARINE OFFICE, INC.	0	0	0	XXX	XXX	XXX	0	XXX	0
2599999	Total Unauthorized - Pools - Voluntary Pools	0	0	0	XXX	XXX	XXX	0	XXX	0
98-0413961	ADIDAS INTERNATIONAL RE LIMITED (AIR)	102	3,322	102	XXX	XXX	XXX	3,322	XXX	3,322
AA-1460002	AGRASSUR RE S.A.	40	373	40	XXX	XXX	XXX	413	XXX	413
AA-5760051	AIG ASIA PACIFIC INS PTE LTD	1	0	1	XXX	XXX	XXX	1	XXX	1
AA-1120841	AIG EUROPE LIMITED	77	1,297	77	XXX	XXX	XXX	1,374	XXX	1,374
AA-1440018	ALFA LAVAL FORSAKRINGS AB	0	116	0	XXX	XXX	XXX	116	XXX	116
AA-1930610	ALLIANZ AUSTRALIA LTD	0	49	0	XXX	XXX	XXX	49	XXX	49
AA-5320051	ALLIANZ GLOBAL CORP & SPECIALTY SE	0	227	0	XXX	XXX	XXX	227	XXX	227
AA-1320065	ALLIANZ GLOBAL CORPORATE & SPECIALTY (FR	0	235	0	XXX	XXX	XXX	235	XXX	235
AA-1344102	ALLIANZ GLOBAL CORPORATE & SPECIALTY SE	0	3	0	XXX	XXX	XXX	3	XXX	3
AA-5760049	ALLIANZ GLOBAL CORPORATE & SPECIALTY SE	0	29	0	XXX	XXX	XXX	0	XXX	0
AA-1340030	ALLIANZ VERSICHERUNGS AG	0	8	0	XXX	XXX	XXX	0	XXX	0
AA-3194128	ALLIED WORLD ASSURANCE COMPANY LTD	95	1,638	95	XXX	XXX	XXX	1,733	XXX	1,733
AA-1460019	AMLIN AG	0	0	0	XXX	XXX	XXX	0	XXX	0
AA-1120147	ANCON INSURANCE COMPANY (UK) LIMITED	0	3	0	XXX	XXX	XXX	3	XXX	3
AA-1780091	ARCH REINS EUROPE UNDERWRITING LTD	0	94	0	XXX	XXX	XXX	94	XXX	94
AA-1560118	ARCH REINSURANCE COMPANY	0	16	0	XXX	XXX	XXX	16	XXX	16
AA-3194126	ARCH REINSURANCE LTD.	0	0	0	XXX	XXX	XXX	0	XXX	0
AA-3191352	ASCOT REINS CO LTD	0	5	0	XXX	XXX	XXX	0	XXX	0
AA-1440023	ASSA ABLOY FORSAKRINGS AB	0	241	0	XXX	XXX	XXX	241	XXX	241
AA-2830001	ASSA CO DE SEGUROS SA	2	0	2	XXX	XXX	XXX	2	XXX	2
AA-5320033	ASSICURAZIONI GENERALI SPA	0	2	0	XXX	XXX	XXX	2	XXX	2
AA-1930043	AUSTRALIAN REINS POOL CORP	0	1,274	0	XXX	XXX	XXX	1,274	XXX	1,274
AA-1320012	AXA CORPORATE SOLUTIONS ASSUR	46	0	46	XXX	XXX	XXX	46	XXX	46
AA-1122027	AXA REINSURANCE UK PLC	0	0	0	XXX	XXX	XXX	0	XXX	0
98-0351953	AXA XL BERMUDA	0	0	0	XXX	XXX	XXX	0	XXX	0
AA-1784115	AXIS RE LIMITED	7	34	7	XXX	XXX	XXX	34	XXX	34
AA-1340045	BAYERISCHE RUCKVERSICHERUNG AG	0	78	0	XXX	XXX	XXX	2	XXX	2
AA-0060000	BBA GROUP INSURANCES LIMITED	0	1,920	0	XXX	XXX	XXX	1,920	XXX	1,920
AA-8310017	BELAIR INSURANCE COMPANY LIMITED	0	10	0	XXX	XXX	XXX	10	XXX	10
AA-1124141	BERKLEY INSURANCE COMPANY	0	42	0	XXX	XXX	XXX	42	XXX	42
AA-1560126	BMC FINANCIAL INC	0	6,872	0	XXX	XXX	XXX	6,797	XXX	6,797

ANNUAL STATEMENT FOR THE YEAR 2021 OF THE FACTORY MUTUAL INSURANCE COMPANY

SCHEDULE F - PART 3 (Continued)

Ceded Reinsurance as of December 31, Current Year (\$000 Omitted)
(Total Provision for Reinsurance)

ID Number From Col. 1	Name of Reinsurer From Col. 3	70 20% of Recoverable on Paid Losses & LAE Over 90 Days past Due Amounts Not in Dispute (Col. 47 * 20%)	Provision for Unauthorized Reinsurance		Provision for Overdue Authorized and Reciprocal Jurisdiction Reinsurance		Total Provision for Reinsurance			
			71	72	73	74	75	76	77	78
			Provision for Reinsurance with Unauthorized Reinsurers Due to Collateral Deficiency (Col. 26)	Provision for Overdue Reinsurance from Unauthorized Reinsurers and Amounts in Dispute (Col. 70 + 20% of the Amount in Col. 16)	Complete if Col. 52 = "Yes"; Otherwise Enter 0 20% of Recoverable on Paid Losses & LAE Over 90 Days Past Due Amounts Not in Dispute + 20% of Amounts in Dispute ((Col. 47 * 20%) + [Col. 45 * 20%])	Complete if Col. 52 = "No"; Otherwise Enter 0 Greater of 20% of Net Recoverable Net of Funds Held & Collateral, or 20% of Recoverable on Paid Losses & LAE Over 90 Days Past Due (Greater of Col. 26 * 20% or Cols. [40 + 41] * 20%)	Provision for Amounts Ceded to Authorized and Reciprocal Reinsurers (Cols. 73 + 74)	Provision for Amounts Ceded to Unauthorized Reinsurers (Cols. 71 + 72 Not in Excess of Col. 15)	Provision for Amounts Ceded to Certified Reinsurers (Cols. 64 + 69)	Total Provision for Reinsurance (Cols. 75 + 76 + 77)
AA-3191197	BMC INSURANCE COMPANY LIMITED	0	0	XXX	XXX	XXX	0	XXX	0	
00-0000000	CAP VERALLIA	0	2,000	XXX	XXX	XXX	2,000	XXX	2,000	
AA-3191390	CASTLE HARBOUR INSURANCE LIMITED	0	9	XXX	XXX	XXX	9	XXX	9	
AA-3160059	CASUARINA INTERNATIONAL INSURANCE LTD	0	121	XXX	XXX	XXX	121	XXX	121	
AA-3190190	CATERPILLAR INSURANCE CO LTD	0	0	XXX	XXX	XXX	0	XXX	0	
AA-1320113	CHARTIS	0	0	XXX	XXX	XXX	0	XXX	0	
AA-9240125	CHINA PACIFIC PROPERTY INS CO LTD	0	0	XXX	XXX	XXX	0	XXX	0	
AA-3190002	CHUBB BERMUDA INS LTD	0	1,397	XXX	XXX	XXX	1,397	XXX	1,397	
AA-1240002	CHUBB INS CO OF EUROPE	0	0	XXX	XXX	XXX	0	XXX	0	
AA-5320057	CHUBB INS HONG KONG	0	0	XXX	XXX	XXX	0	XXX	0	
AA-1560196	CHUBB INSURANCE CO OF CANADA	0	4	XXX	XXX	XXX	0	XXX	0	
AA-1320035	COLISEE RE	0	0	XXX	XXX	XXX	0	XXX	0	
AA-3191400	CONVEX RE LIMITED	0	0	XXX	XXX	XXX	0	XXX	0	
AA-1370033	DS DMITH RE S.A.	0	0	XXX	XXX	XXX	0	XXX	0	
AA-1340085	E-S RUCKVERSICHERUNGS AKLIENGESELLSCHAFT	0	0	XXX	XXX	XXX	0	XXX	0	
AA-1560300	ECONOMICAL MUTUAL INS CO	0	52	XXX	XXX	XXX	52	XXX	52	
AA-3190181	ELCO INSURANCE CO LTD	0	0	XXX	XXX	XXX	0	XXX	0	
AA-3160135	ELDORADO GOLD INSURANCE CORP	0	1,035	XXX	XXX	XXX	1,035	XXX	1,035	
AA-1370150	ELECTRO RE	0	24	XXX	XXX	XXX	24	XXX	24	
AA-3191180	ELGO INSURANCE COMPANY LTD	0	2,331	XXX	XXX	XXX	2,331	XXX	2,331	
AA-3190410	EPIC INSURANCE COMPANY LIMITED	0	572	XXX	XXX	XXX	572	XXX	572	
AA-1220030	ERSTE ALLGEMEINE VERS. AG	0	0	XXX	XXX	XXX	0	XXX	0	
AA-3191347	ESTRELLA INSURANCE COMPANY LTD	31	424	XXX	XXX	XXX	455	XXX	455	
AA-3770372	ETHANOL RISK MANAGEMENT SPC, Ltd	0	0	XXX	XXX	XXX	0	XXX	0	
AA-1120363	FARADAY REINS CO LTD	0	0	XXX	XXX	XXX	0	XXX	0	
00-0000000	FAURECIA RE	0	603	XXX	XXX	XXX	603	XXX	603	
AA-1120175	FIDELIS UNDERWRITING LIMITED	0	2,094	XXX	XXX	XXX	2,094	XXX	2,094	
AA-5760067	FMG INSURANCE SINGAPORE PTE LT	0	0	XXX	XXX	XXX	0	XXX	0	
AA-1080011	GARLAN INSURANCE LIMITED	0	2	XXX	XXX	XXX	2	XXX	2	
AA-1780117	GD INSURANCE COMPANY DAC	0	135	XXX	XXX	XXX	135	XXX	135	
AA-1460060	GEN REINS CORP (EUROPE) AG	0	71	XXX	XXX	XXX	71	XXX	71	
AA-1220035	GEN RUCKVERSICHERUNG AG	0	0	XXX	XXX	XXX	0	XXX	0	
AA-1930285	GENERAL REINS AUSTRALIA LTD	0	945	XXX	XXX	XXX	945	XXX	945	
AA-1340145	GENERAL REINSURANCE AG	0	0	XXX	XXX	XXX	0	XXX	0	
AA-1360020	GENERALI ITALIA SPA	5	26	XXX	XXX	XXX	27	XXX	27	
AA-1370049	GIF RE S.A.	0	215	XXX	XXX	XXX	214	XXX	214	
AA-1464111	GLACIER REINSURANCE LTD	0	3	XXX	XXX	XXX	3	XXX	3	
AA-3191174	GLAXOSMITHKLINE INSURANCE LTD	0	2	XXX	XXX	XXX	1	XXX	1	
AA-1080004	GLOBAL RISK UNDERWRITERS (BERMUDA) LTD	0	62	XXX	XXX	XXX	62	XXX	62	
AA-3160230	GREENHEART INSURANCE CO. LTD.	0	136	XXX	XXX	XXX	136	XXX	136	
AA-3191437	GROUP ARK INSURANCE LIMITED	0	55	XXX	XXX	XXX	0	XXX	0	

ANNUAL STATEMENT FOR THE YEAR 2021 OF THE FACTORY MUTUAL INSURANCE COMPANY

SCHEDULE F - PART 3 (Continued)

Ceded Reinsurance as of December 31, Current Year (\$000 Omitted)
(Total Provision for Reinsurance)

ID Number From Col. 1	Name of Reinsurer From Col. 3	70 20% of Recoverable on Paid Losses & LAE Over 90 Days past Due Amounts Not in Dispute (Col. 47 * 20%)	Provision for Unauthorized Reinsurance		Provision for Overdue Authorized and Reciprocal Jurisdiction Reinsurance		Total Provision for Reinsurance			
			71	72	73	74	75	76	77	78
			Provision for Reinsurance with Unauthorized Reinsurers Due to Collateral Deficiency (Col. 26)	Provision for Overdue Reinsurance from Unauthorized Reinsurers and Amounts in Dispute (Col. 70 + 20% of the Amount in Col. 16)	Complete if Col. 52 = "Yes"; Otherwise Enter 0	Complete if Col. 52 = "No"; Otherwise Enter 0	Provision for Amounts Ceded to Authorized and Reciprocal Reinsurers (Cols. 73 + 74)	Provision for Amounts Ceded to Unauthorized Reinsurers (Cols. 71 + 72 Not in Excess of Col. 15)	Provision for Amounts Ceded to Certified Reinsurers (Cols. 64 + 69)	Total Provision for Reinsurance (Cols. 75 + 76 + 77)
AA-0050693	GROVE INSURANCE COMPANY LTD	92	201	92	XXX	XXX	XXX	293	XXX	293
AA-3191190	HAMILTON RE, LTD.	0	3,529	0	XXX	XXX	XXX	3,529	XXX	3,529
AA-1560483	HANNOVER RUCKVERSICHERUNGS AKTIENGESELLS	0	64	0	XXX	XXX	XXX	64	XXX	64
AA-1340129	HANSEATICA RUCKVERSICHERUNGS AG	0	0	0	XXX	XXX	XXX	0	XXX	0
AA-1340093	HDI GLOBAL SE	2	47	2	XXX	XXX	XXX	47	XXX	47
AA-1340106	HDI GLOBAL SE	150	3,314	150	XXX	XXX	XXX	3,464	XXX	3,464
AA-1580078	HDI-GERLING INDUSTRIE VERSICHERUNG AG	0	0	0	XXX	XXX	XXX	0	XXX	0
AA-5670073	HIGHBROOK INS CO PTE LTD	0	142	0	XXX	XXX	XXX	142	XXX	142
AA-3190875	HISCOX (BERMUDA) LTD	0	0	0	XXX	XXX	XXX	0	XXX	0
AA-1340190	HOCHRHEIN INTERNATIONALE RUCKV	0	51	0	XXX	XXX	XXX	51	XXX	51
AA-2230425	I. R. B. BRASIL RESSEGUROS SA	0	115	0	XXX	XXX	XXX	115	XXX	115
AA-1370023	IMERYS RE LIMITED	2	3,203	2	XXX	XXX	XXX	3,204	XXX	3,204
AA-5480000	INTERPHARMA RISK MGMT LTD (IRM	7	84	7	XXX	XXX	XXX	91	XXX	91
AA-3190906	Keystone PF	0	0	0	XXX	XXX	XXX	0	XXX	0
AA-8310006	KELVIN RE LIMITED	0	0	0	XXX	XXX	XXX	0	XXX	0
AA-1370034	KERING RE	67	13,693	67	XXX	XXX	XXX	13,698	XXX	13,698
AA-5760046	LENOVO INSURANCE COMPANY PTE LTD	548	981	548	XXX	XXX	XXX	1,529	XXX	1,529
AA-1560051	LIBERTY INS CO OF CANADA	0	142	0	XXX	XXX	XXX	141	XXX	141
AA-1780043	LIBERTY INTERNATIONAL	1	10	1	XXX	XXX	XXX	10	XXX	10
AA-1120855	LIBERTY MUTUAL INS EUROPE SA	0	0	0	XXX	XXX	XXX	0	XXX	0
AA-3191239	LUMEN RE LTD.	0	444	0	XXX	XXX	XXX	0	XXX	0
AA-1844116	MAPFRE GLOBAL RISKS, COMPANIA INTERNACIO	0	1	0	XXX	XXX	XXX	0	XXX	0
AA-3190669	MARIAS FALLS INSURANCE COMPANY LTD	89	2,156	89	XXX	XXX	XXX	2,245	XXX	2,245
AA-3190279	MILLER INSURANCE COMPANY LTD	9	0	9	XXX	XXX	XXX	9	XXX	9
AA-1580085	MITSUMI SUMITOMO INS. CO. LTD.	0	385	0	XXX	XXX	XXX	385	XXX	385
AA-3160122	MONTICELLO INSURANCE LIMITED	0	355	0	XXX	XXX	XXX	355	XXX	355
AA-1460019	MS AMLIN AG	0	9,168	0	XXX	XXX	XXX	9,168	XXX	9,168
AA-1340165	MUNCHENER RUCKVERSICHERUNGS GESELLSCHAFT	1	2,464	1	XXX	XXX	XXX	2,465	XXX	2,465
AA-1560600	MUNICH REINSURANCE CO. OF CANADA	0	15	0	XXX	XXX	XXX	15	XXX	15
AA-1120011	MUNICH REINSURANCE COMPANY (UK) GENERAL	1	622	1	XXX	XXX	XXX	622	XXX	622
AA-1370024	NEXANS RE	85	425	85	XXX	XXX	XXX	425	XXX	425
AA-0000000	NEXUS INS ASIA PTE LTD (NIA)	0	806	0	XXX	XXX	XXX	1	XXX	1
AA-5760072	NEXUS INS INTL PTE LTD (NII)	0	0	0	XXX	XXX	XXX	0	XXX	0
AA-3770374	NEXUS LIMITED	0	0	0	XXX	XXX	XXX	0	XXX	0
AA-3190131	OWENS INSURANCE LTD	0	4	0	XXX	XXX	XXX	4	XXX	4
AA-1780078	PARTNER REINSURANCE EUROPE SE	0	0	0	XXX	XXX	XXX	0	XXX	0
AA-1780096	PARTNERRE IRELAND DAC	0	0	0	XXX	XXX	XXX	0	XXX	0
AA-9240100	PEOPLE'S INSURANCE OF CHINA	0	119	0	XXX	XXX	XXX	118	XXX	118
AA-1780097	PHILIP MORRIS INTL INS (IRELAND) LTD	2	0	2	XXX	XXX	XXX	2	XXX	2
AA-9240019	PICC PROPERTY AND CASUALTY CO	4	0	4	XXX	XXX	XXX	4	XXX	4
AA-9240110	PING AN INSURANCE CO OF CHINA	0	0	0	XXX	XXX	XXX	0	XXX	0

ANNUAL STATEMENT FOR THE YEAR 2021 OF THE FACTORY MUTUAL INSURANCE COMPANY

SCHEDULE F - PART 3 (Continued)

Ceded Reinsurance as of December 31, Current Year (\$000 Omitted)
(Total Provision for Reinsurance)

ID Number From Col. 1	Name of Reinsurer From Col. 3	70 20% of Recoverable on Paid Losses & LAE Over 90 Days past Due Amounts Not in Dispute (Col. 47 * 20%)	Provision for Unauthorized Reinsurance		Provision for Overdue Authorized and Reciprocal Jurisdiction Reinsurance		Total Provision for Reinsurance				
			71	72	73	74	75	76	77	78	
			Provision for Reinsurance with Unauthorized Reinsurers Due to Collateral Deficiency (Col. 26)	Provision for Overdue Reinsurance from Unauthorized Reinsurers and Amounts in Dispute (Col. 70 + 20% of the Amount in Col. 16)	Complete if Col. 52 = "Yes"; Otherwise Enter 0 20% of Recoverable on Paid Losses & LAE Over 90 Days Past Due Amounts Not in Dispute + 20% of Amounts in Dispute ((Col. 47 * 20%) + [Col. 45 * 20%])	Complete if Col. 52 = "No"; Otherwise Enter 0 Greater of 20% of Net Recoverable Net of Funds Held & Collateral, or 20% of Recoverable on Paid Losses & LAE Over 90 Days Past Due (Greater of Col. 26 * 20% or Cols. [40 + 41] * 20%)	Provision for Amounts Ceded to Authorized and Reciprocal Reinsurers (Cols. 73 + 74)	Provision for Amounts Ceded to Unauthorized Reinsurers (Cols. 71 + 72 Not in Excess of Col. 15)	Provision for Amounts Ceded to Certified Reinsurers (Cols. 64 + 69)	Total Provision for Reinsurance (Cols. 75 + 76 + 77)	
00-000000	PIRELLI GROUP REINSURANCE COMPANY SA	.1	.13	.1	.13	XXX	XXX	XXX	.13	XXX	.13
AA-1460028	PLASTIC OMNIUM RE AG	.17	.0	.17	.0	XXX	XXX	XXX	.17	XXX	.17
AA-1374107	POLYRE	.13	.75	.13	.75	XXX	XXX	XXX	.75	XXX	.75
AA-1370029	PRINTEMPS REASSURANCE SA	.3	.13	.3	.13	XXX	XXX	XXX	.13	XXX	.13
AA-1464109	RELX RISKS SA	.0	.4	.0	.4	XXX	XXX	XXX	.4	XXX	.4
AA-1340022	REVIUM RUCKVERSICHERUNG AG	.0	.543	.0	.543	XXX	XXX	XXX	.543	XXX	.543
AA-3160102	RIVERVIEW INSURANCE CO LTD	.0	.0	.0	.0	XXX	XXX	XXX	.0	XXX	.0
98-1291066	ROOSEVELT INSURANCE COMPANY, LTD	.41	2,295	.41	2,295	XXX	XXX	XXX	2,336	XXX	2,336
AA-1370026	ROQUETTE RE S.A.	.272	.752	.272	.752	XXX	XXX	XXX	.755	XXX	.755
11-3723330	ROYAL & SUN ALLIANCE GLOBAL	.0	.24	.0	.24	XXX	XXX	XXX	.24	XXX	.24
AA-5420022	SAMSUNG FIRE & MARINE INS CO LTD	.0	.0	.0	.0	XXX	XXX	XXX	.0	XXX	.0
AA-1440021	SANDVIK FORSAKRINGS AB	.0	.93	.0	.93	XXX	XXX	XXX	.93	XXX	.93
AA-3191114	SATURN INSURANCE COMPANY LTD	.3	.0	.3	.0	XXX	XXX	XXX	.3	XXX	.3
AA-1460125	SCHWEIZERISCHE MOBILIAR VERSICHERUNGSGES	.5	.0	.5	.0	XXX	XXX	XXX	.5	XXX	.5
AA-1320031	SCOR GLOBAL P&C SE	.0	.357	.0	.357	XXX	XXX	XXX	.357	XXX	.357
AA-1320275	SCOR VIE	.0	.0	.0	.0	XXX	XXX	XXX	.0	XXX	.0
AA-1370038	SERECO RE S.A.	.8	3,935	.8	3,935	XXX	XXX	XXX	3,943	XXX	3,943
AA-3770410	SEVEN MILE BEACH INS CO LTD	.174	.939	.174	.939	XXX	XXX	XXX	.939	XXX	.939
AA-5760059	SIRE INSURANCE PTE LTD	.0	.1	.0	.1	XXX	XXX	XXX	.1	XXX	.1
AA-1444103	SKF REINSURANCE COMPANY LTD.	.0	.0	.0	.0	XXX	XXX	XXX	.0	XXX	.0
AA-3194212	SOBRAL LIMITED	.0	.0	.0	.0	XXX	XXX	XXX	.0	XXX	.0
AA-1370058	SOCIETE LUXENBOURGEOISE DE REASSURANCES	.0	.558	.0	.558	XXX	XXX	XXX	.558	XXX	.558
AA-1370031	SOLVAY HORTENSIA S.A.	.0	.0	.0	.0	XXX	XXX	XXX	.0	XXX	.0
AA-1374103	SOMALRE SOCIETE DE REASSURANCE SOMMER AL	.113	.619	.113	.619	XXX	XXX	XXX	.732	XXX	.732
AA-5760056	SOMPO INS SINGAPORE PTE LTD	.0	.125	.0	.125	XXX	XXX	XXX	.125	XXX	.125
AA-1121576	SOMPO JAPAN INS CO of EUROPE LTD	.0	.85	.0	.85	XXX	XXX	XXX	.85	XXX	.85
AA-5780018	SOMPO JAPAN NIPPONKOA	.0	.0	.0	.0	XXX	XXX	XXX	.0	XXX	.0
AA-1420110	SPAREBANK 1 SKADEFORSIKRING AKTISESKAB	.0	.5	.0	.5	XXX	XXX	XXX	.5	XXX	.5
AA-3191177	SPEAR INSURANCE COMPANY LIMITED	.0	.1	.0	.1	XXX	XXX	XXX	.1	XXX	.1
AA-1780062	SQUADRON	.0	.613	.0	.613	XXX	XXX	XXX	.613	XXX	.613
AA-1370036	ST LOUIS RE S.A.	.0	.0	.0	.0	XXX	XXX	XXX	.0	XXX	.0
AA-1810009	STARR EUROPE INS LTD	.0	.154	.0	.154	XXX	XXX	XXX	.154	XXX	.154
AA-1370043	SUEZ RE S.A.	.0	5,279	.0	5,279	XXX	XXX	XXX	5,279	XXX	5,279
AA-3192080	SUFFOLK INSURANCE LTD	.15	2,090	.15	2,090	XXX	XXX	XXX	2,090	XXX	2,090
AA-1121395	SUMITOMO MARINE & FIRE INS CO (EUROPE) L	.0	.0	.0	.0	XXX	XXX	XXX	.0	XXX	.0
AA-1121397	SUN ALLIANCE AND LONDON INS PLC	.155	2,093	.155	2,093	XXX	XXX	XXX	2,093	XXX	2,093
AA-1460021	SWISS RE CORPORATE SOLUTIONS L	.0	.0	.0	.0	XXX	XXX	XXX	.0	XXX	.0
AA-1280003	SWISS RE DENMARK	.0	.0	.0	.0	XXX	XXX	XXX	.0	XXX	.0
AA-1370021	SWISS RE EUROPE S.A.	.0	.0	.0	.0	XXX	XXX	XXX	.0	XXX	.0
AA-1360240	SWISS RE ITALIA S P A	.0	.0	.0	.0	XXX	XXX	XXX	.0	XXX	.0
AA-1460146	SWISS REINSURANCE CO.	.0	.0	.0	.0	XXX	XXX	XXX	.0	XXX	.0

ANNUAL STATEMENT FOR THE YEAR 2021 OF THE FACTORY MUTUAL INSURANCE COMPANY

SCHEDULE F - PART 3 (Continued)

Ceded Reinsurance as of December 31, Current Year (\$000 Omitted)
(Total Provision for Reinsurance)

ID Number From Col. 1	Name of Reinsurer From Col. 3	70		Provision for Unauthorized Reinsurance		Provision for Overdue Authorized and Reciprocal Jurisdiction Reinsurance		Total Provision for Reinsurance			
		20% of Recoverable on Paid Losses & LAE Over 90 Days past Due Amounts Not in Dispute (Col. 47 * 20%)	Provision for Reinsurance with Unauthorized Reinsurers Due to Collateral Deficiency (Col. 26)	72	Provision for Overdue Reinsurance from Unauthorized Reinsurers and Amounts in Dispute (Col. 70 + 20% of the Amount in Col. 16)	73	74	75	76	77	78
AA-1121400	SWISS REINSURANCE COMPANY (UK) LTD	0	0	0	0	XXX	XXX	XXX	0	XXX	0
AA-3191220	TELLURIDE INSURANCE LTD	0	285	0	0	XXX	XXX	XXX	285	XXX	285
AA-3190305	THE GROVE INSURANCE COMPANY LIMITED	0	166	0	0	XXX	XXX	XXX	166	XXX	166
98-1404041	THERMO FISHER SCIENTIFIC RE	0	1,079	0	0	XXX	XXX	XXX	1,079	XXX	1,079
98-0227129	THERMO RE, LTD.	0	2	0	0	XXX	XXX	XXX	2	XXX	2
AA-1580100	TOKIO MARINE & NICHIDO FIRE INS CO LTD	0	0	0	0	XXX	XXX	XXX	0	XXX	0
AA-2730049	TOKIO MARINE COMPANIA DE SEGUR	0	0	0	0	XXX	XXX	XXX	0	XXX	0
AA-3160151	TORINO RE LIMITED	0	16,040	0	0	XXX	XXX	XXX	16,040	XXX	16,040
AA-3190187	TRAFFORD PARK INS	0	12	0	0	XXX	XXX	XXX	12	XXX	12
AA-1120077	TRANSFERCOM LIMITED	0	0	0	0	XXX	XXX	XXX	0	XXX	0
AA-1440043	TRYGG HANSA INS CO LTD	0	0	0	0	XXX	XXX	XXX	0	XXX	0
AA-3771000	UNITED INSURANCE CO	2	9	2	2	XXX	XXX	XXX	9	XXX	9
AA-3190186	WHITE ROCK INS (SAC) LTD	0	0	0	0	XXX	XXX	XXX	0	XXX	0
AA-3190231	WINGFOOT INS CO LTD	0	931	0	0	XXX	XXX	XXX	931	XXX	931
AA-3191315	XL BERMUDA LTD	3	48	3	3	XXX	XXX	XXX	48	XXX	48
AA-1121547	XL INSURANCE COMPANY LTD	0	26	0	0	XXX	XXX	XXX	10	XXX	10
AA-1460020	XL INSURANCE COMPANY SE	8	117	8	8	XXX	XXX	XXX	40	XXX	40
00-0000000	XL INSURANCE COMPANY SE	0	0	0	0	XXX	XXX	XXX	0	XXX	0
AA-1780072	XL RE EUROPE PLC	0	30	0	0	XXX	XXX	XXX	0	XXX	0
AA-1460190	ZURICH INS CO LTD	1	0	1	1	XXX	XXX	XXX	1	XXX	1
AA-1120018	ZURICH INS PLC	8	0	8	8	XXX	XXX	XXX	8	XXX	8
AA-1560999	ZURICH INSURANCE COMPANY	0	0	0	0	XXX	XXX	XXX	0	XXX	0
AA-1120001	ZURICH SPECIALTIES LONDON LTD	0	0	0	0	XXX	XXX	XXX	0	XXX	0
AA-1340017	ZURICH VERSICHERUNG AG	0	0	0	0	XXX	XXX	XXX	0	XXX	0
2699999	Total Unauthorized - Other Non-U.S. Insurers	2,310	112,157	2,310	2,310	XXX	XXX	XXX	111,929	XXX	111,929
2899999	Total Unauthorized Excluding Protected Cells (Sum of 2299999, 2399999, 2499999, 2599999 and 2699999)	2,387	353,050	2,387	2,387	XXX	XXX	XXX	350,503	XXX	350,503
3299999	Total Certified - Affiliates - U.S. Non-Pool	XXX	XXX	XXX	XXX	XXX	XXX	XXX	XXX	0	0
3599999	Total Certified - Affiliates - Other (Non-U.S.)	XXX	XXX	XXX	XXX	XXX	XXX	XXX	XXX	0	0
3699999	Total Certified - Affiliates	XXX	XXX	XXX	XXX	XXX	XXX	XXX	XXX	0	0
CR-3194126	ARCH REINSURANCE LTD	XXX	XXX	XXX	XXX	XXX	XXX	XXX	XXX	12,314	12,314
CR-1320152	CHUBB EUROPEAN GROUP	XXX	XXX	XXX	XXX	XXX	XXX	XXX	XXX	72	72
CR-3194130	ENDURANCE SPECIALTY INSURANCE CO	XXX	XXX	XXX	XXX	XXX	XXX	XXX	XXX	0	0
CR-1340125	HANNOVER RUCK SE	XXX	XXX	XXX	XXX	XXX	XXX	XXX	XXX	0	0
CR-1460146	SWISS REINSURANCE CO.	XXX	XXX	XXX	XXX	XXX	XXX	XXX	XXX	29,628	29,628
CR-1120159	TRANSRE LONDON LIMITED	XXX	XXX	XXX	XXX	XXX	XXX	XXX	XXX	7	7
4099999	Total Certified - Other Non-U.S. Insurers	XXX	XXX	XXX	XXX	XXX	XXX	XXX	XXX	42,021	42,021
4299999	Total Certified Excluding Protected Cells (Sum of 3699999, 3799999, 3899999, 3999999 and 4099999)	XXX	XXX	XXX	XXX	XXX	XXX	XXX	XXX	42,021	42,021
4699999	Total Reciprocal Jurisdiction - Affiliates - U.S. Non-Pool	0	XXX	XXX	XXX	0	0	0	XXX	XXX	0

26.10

ANNUAL STATEMENT FOR THE YEAR 2021 OF THE FACTORY MUTUAL INSURANCE COMPANY

SCHEDULE F - PART 3 (Continued)

Ceded Reinsurance as of December 31, Current Year (\$000 Omitted)
(Total Provision for Reinsurance)

ID Number From Col. 1	Name of Reinsurer From Col. 3	70 20% of Recoverable on Paid Losses & LAE Over 90 Days past Due Amounts Not in Dispute (Col. 47 * 20%)	71 Provision for Unauthorized Reinsurance		73 Provision for Overdue Authorized and Reciprocal Jurisdiction Reinsurance		75 Total Provision for Reinsurance			
			71 Provision for Reinsurance with Unauthorized Reinsurers Due to Collateral Deficiency (Col. 26)	72 Provision for Overdue Reinsurance from Unauthorized Reinsurers and Amounts in Dispute (Col. 70 + 20% of the Amount in Col. 16)	73 Complete if Col. 52 = "Yes"; Otherwise Enter 0 20% of Recoverable on Paid Losses & LAE Over 90 Days Past Due Amounts Not in Dispute + 20% of Amounts in Dispute ([Col. 47 * 20%] + [Col. 45 * 20%])	74 Complete if Col. 52 = "No"; Otherwise Enter 0 Greater of 20% of Net Recoverable Net of Funds Held & Collateral, or 20% of Recoverable on Paid Losses & LAE Over 90 Days Past Due (Greater of Col. 26 * 20% or Cols. [40 + 41] * 20%)	75 Provision for Amounts Ceded to Authorized and Reciprocal Jurisdiction Reinsurers (Cols. 73 + 74)	76 Provision for Amounts Ceded to Unauthorized Reinsurers (Cols. 71 + 72 Not in Excess of Col. 15)	77 Provision for Amounts Ceded to Certified Reinsurers (Cols. 64 + 69)	78 Total Provision for Reinsurance (Cols. 75 + 76 + 77)
4999999. Total Reciprocal Jurisdiction - Affiliates - Other (Non-U.S.)		0	XXX	XXX	0	0	0	XXX	XXX	0
5099999. Total Reciprocal Jurisdiction - Affiliates		0	XXX	XXX	0	0	0	XXX	XXX	0
5699999. Total Reciprocal Jurisdiction Excluding Protected Cells (Sum of 5099999, 5199999, 5299999, 5399999 and 5499999)		0	XXX	XXX	0	0	0	XXX	XXX	0
5799999. Total Authorized, Unauthorized, Reciprocal Jurisdiction and Certified Excluding Protected Cells (Sum of 1499999, 2899999, 4299999 and 5699999)		4,693	353,050	2,387	172	46,386	46,558	350,503	42,021	439,081
5899999. Total Protected Cells (Sum of 1399999, 2799999, 4199999 and 5599999)		0	0	0	0	0	0	0	0	0
9999999 Totals		4,693	353,050	2,387	172	46,386	46,558	350,503	42,021	439,081

ANNUAL STATEMENT FOR THE YEAR 2021 OF THE FACTORY MUTUAL INSURANCE COMPANY

SCHEDULE F - PART 4

Issuing or Confirming Banks for Letters of Credit from Schedule F, Part 3 (\$000 Omitted)

1 Issuing or Confirming Bank Reference Number Used in Col. 23 of Sch F Part 3	2 Letters of Credit Code	3 American Bankers Association (ABA) Routing Number	4 Issuing or Confirming Bank Name	5 Letters of Credit Amount
0001	1	021000089	CITIBANK, N.A.	63
0002	3	021000089	CITIBANK, N.A.	5,300
0003	1	021000089	CITIBANK, N.A.	676
0004	1	26015037	LLOYDS BANK CORPORATE MARKETS PLC	10,923
0006	1	114900164	JPMORGAN CHASE BANK, N.A.	8
0007	1	026009179	CREDIT SUISSE	2,179
0008	1	021000089	CITIBANK, N.A.	36
0009	1	021000089	CITIBANK, N.A.	554
0011	1	021000089	CITIBANK, N.A.	621
0012	1	114900164	JPMORGAN CHASE BANK, N.A.	4,905
0013	1	043000096	PNC BANK, N.A.	2,000
0015	1	021000089	CITIBANK, N.A.	1,302
0017	1	026009593	BANK OF AMERICA, N.A.	225
0018	1	021000089	CITIBANK, N.A.	126
0019	1	026009632	THE BANK OF TOKYO-MITSUBISHI UFJ, LTD	24,646
0020	1	026008248	KBC BANK	35,000
0021	1	021000089	CITIBANK, N.A.	25
0022	1	26015037	LLOYDS BANK CORPORATE MARKETS PLC	3,207
0023	1	026008073	CREDIT AGRIOLE CORPORATE AND INVESTMENT	999
0024	3	021000089	CITIBANK, N.A.	238
0025	1	111014011	COMERICA BANK	1,324
0026	1	021000089	CITIBANK, N.A.	68
0027	1	021000089	CITIBANK, N.A.	145
0028	1	026008044	COMMERZBANK A.G.	663
0029	3	026008455	DZ BANK AG	1,339
0029	3	028001036	DEUTSCHE BANK A.G.	389
0030	1	021000089	CITIBANK, N.A.	4,353
0031	1	071904627	BANK OF MONTREAL	5,000
0032	1	026002574	BARCLAYS BANK	25,529
0033	3	273972842	UNICREDIT BANK AG	86,307
0033	3	021000018	SKANDINAVISKA ENSKILDA BANKEN	92,046
0033	3	026007689	BNP PARIBAS NEW YORK BRANCH	3,420
0034	1	071904627	BANK OF MONTREAL	281
0035	1	021000089	CITIBANK, N.A.	1,490
0036	1	021000089	CITIBANK, N.A.	1,509
0037	1	021000089	CITIBANK, N.A.	552
0038	1	021000089	CITIBANK, N.A.	61
0040	1	021000089	CITIBANK, N.A.	1,311
0041	1	021000089	SVENSKA HANDELSBANKEN	484
0042	1	026002532	THE BANK OF NOVA SCOTIA	1,500
0044	1	021000089	CITIBANK, N.A.	74
0045	1	026009593	BANK OF AMERICA, N.A.	2,802
0046	1	026008073	CREDIT AGRIOLE CORPORATE AND INVESTMENT	1,833
Total				325,513

ANNUAL STATEMENT FOR THE YEAR 2021 OF THE FACTORY MUTUAL INSURANCE COMPANY

SCHEDULE F - PART 5

Interrogatories for Schedule F, Part 3 (000 Omitted)

A. Report the five largest provisional commission rates included in the cedant's reinsurance treaties. The commission rate to be reported is by contract with ceded premium in excess of \$50,000:

	1 <u>Name of Reinsurer</u>	2 <u>Commission Rate</u>	3 <u>Ceded Premium</u>
1.	0.000	0
2.	0.000	0
3.	0.000	0
4.	0.000	0
5.	0.000	0

B. Report the five largest reinsurance recoverables reported in Schedule F, Part 3, Column 15, due from any one reinsurer (based on the total recoverables, Schedule F, Part 3, Line 9999999, Column 15), the amount of ceded premium, and indicate whether the recoverables are due from an affiliated insurer.

	1 <u>Name of Reinsurer</u>	2 <u>Total Recoverables</u>	3 <u>Ceded Premiums</u>	4 <u>Affiliated</u>
6.	GENERAL REINSURANCE CORPORATION	394,394	180,707	Yes [] No [X]
7.	RISK ENGINEERING INSURANCE COMPANY LIMITED	389,921	179,591	Yes [X] No []
8.	MUTUAL MARINE OFFICE, INCORPORATED	241,836	0	Yes [] No [X]
9.	MUNCHENER RUCKVERSICHERUNGS GESEL	207,253	115,147	Yes [] No [X]
10.	EVEREST REINSURANCE COMPANY	191,202	87,887	Yes [] No [X]

NOTE: Disclosure of the five largest provisional commission rates should exclude mandatory pools and joint underwriting associations.

ANNUAL STATEMENT FOR THE YEAR 2021 OF THE FACTORY MUTUAL INSURANCE COMPANY

SCHEDULE F - PART 6

Restatement of Balance Sheet to Identify Net Credit for Reinsurance

	1 As Reported (Net of Ceded)	2 Restatement Adjustments	3 Restated (Gross of Ceded)
ASSETS (Page 2, Col. 3)			
1. Cash and invested assets (Line 12)	24,156,299,286	0	24,156,299,286
2. Premiums and considerations (Line 15)	1,036,774,929	0	1,036,774,929
3. Reinsurance recoverable on loss and loss adjustment expense payments (Line 16.1)	226,784,126	(226,784,126)	0
4. Funds held by or deposited with reinsured companies (Line 16.2)	5,689,345	(5,689,345)	0
5. Other assets	561,376,715	0	561,376,715
6. Net amount recoverable from reinsurers	0	2,248,808,211	2,248,808,211
7. Protected cell assets (Line 27)	0	0	0
8. Totals (Line 28)	25,986,924,401	2,016,334,740	28,003,259,141
LIABILITIES (Page 3)			
9. Losses and loss adjustment expenses (Lines 1 through 3)	3,205,735,206	2,300,644,938	5,506,380,144
10. Taxes, expenses, and other obligations (Lines 4 through 8)	994,316,386	0	994,316,386
11. Unearned premiums (Line 9)	2,228,825,610	672,054,665	2,900,880,275
12. Advance premiums (Line 10)	10,093,479	0	10,093,479
13. Dividends declared and unpaid (Line 11.1 and 11.2)	0	0	0
14. Ceded reinsurance premiums payable (net of ceding commissions (Line 12)	392,542,162	(392,542,162)	0
15. Funds held by company under reinsurance treaties (Line 13)	94,600,891	(94,600,891)	0
16. Amounts withheld or retained by company for account of others (Line 14)	30,140,840	(30,140,840)	0
17. Provision for reinsurance (Line 16)	439,080,970	(439,080,970)	0
18. Other liabilities	733,293,778	0	733,293,778
19. Total liabilities excluding protected cell business (Line 26)	8,128,629,322	2,016,334,740	10,144,964,062
20. Protected cell liabilities (Line 27)	0	0	0
21. Surplus as regards policyholders (Line 37)	17,858,295,078	XXX	17,858,295,078
22. Totals (Line 38)	25,986,924,401	2,016,334,740	28,003,259,141

NOTE: Is the restatement of this exhibit the result of grossing up balances ceded to affiliates under 100 percent reinsurance or pooling arrangements? Yes [X] No []

If yes, give full explanation: Refer to footnote 26 for a full description of the intercompany pooling agreement

Schedule H - Part 1 - Analysis of Underwriting Operations

N O N E

Schedule H - Part 2 - Reserves and Liabilities

N O N E

Schedule H - Part 3 - Test of Prior Year's Claim Reserves and Liabilities

N O N E

Schedule H - Part 4 - Reinsurance

N O N E

Schedule H - Part 5 - Health Claims

N O N E

Schedule P - Part 1A - Homeowners/Farmowners

N O N E

Schedule P - Part 1B - Private Passenger Auto Liability/Medical

N O N E

Schedule P - Part 1C - Commercial Auto/Truck Liability/Medical

N O N E

ANNUAL STATEMENT FOR THE YEAR 2021 OF THE FACTORY MUTUAL INSURANCE COMPANY

SCHEDULE P - PART 1D - WORKERS' COMPENSATION
(EXCLUDING EXCESS WORKERS' COMPENSATION)

(\$000 OMITTED)

Years in Which Premiums Were Earned and Losses Were Incurred	Premiums Earned			Loss and Loss Expense Payments						10 Salvage and Subrogation Received	11 Total Net Paid Cols (4 - 5 + 6 - 7 + 8 - 9)	12 Number of Claims Reported Direct and Assumed	
	1 Direct and Assumed	2 Ceded	3 Net (1 - 2)	Loss Payments		Defense and Cost Containment Payments		Adjusting and Other Payments					
				4 Direct and Assumed	5 Ceded	6 Direct and Assumed	7 Ceded	8 Direct and Assumed	9 Ceded				
1. Prior	XXX	XXX	XXX	2	0	0	0	0	0	0	0	2	XXX
2. 2012	0	0	0	0	0	0	0	0	0	0	0	0	0
3. 2013	0	0	0	0	0	0	0	0	0	0	0	0	0
4. 2014	0	0	0	0	0	0	0	0	0	0	0	0	0
5. 2015	0	0	0	0	0	0	0	0	0	0	0	0	0
6. 2016	0	0	0	0	0	0	0	0	0	0	0	0	0
7. 2017	0	0	0	0	0	0	0	0	0	0	0	0	0
8. 2018	0	0	0	0	0	0	0	0	0	0	0	0	0
9. 2019	0	0	0	0	0	0	0	0	0	0	0	0	0
10. 2020	0	0	0	0	0	0	0	0	0	0	0	0	0
11. 2021	0	0	0	0	0	0	0	0	0	0	0	0	0
12. Totals	XXX	XXX	XXX	2	0	0	0	0	0	0	0	2	XXX

	Losses Unpaid				Defense and Cost Containment Unpaid				Adjusting and Other Unpaid		23 Salvage and Subrogation Anticipated	24 Total Net Losses and Expenses Unpaid	25 Number of Claims Outstanding Direct and Assumed
	Case Basis		Bulk + IBNR		Case Basis		Bulk + IBNR		21 Direct and Assumed	22 Ceded			
	13 Direct and Assumed	14 Ceded	15 Direct and Assumed	16 Ceded	17 Direct and Assumed	18 Ceded	19 Direct and Assumed	20 Ceded					
1. Prior	152	0	360	0	0	0	0	0	0	0	0	512	0
2. 2012	0	0	0	0	0	0	0	0	0	0	0	0	0
3. 2013	0	0	0	0	0	0	0	0	0	0	0	0	0
4. 2014	0	0	0	0	0	0	0	0	0	0	0	0	0
5. 2015	0	0	0	0	0	0	0	0	0	0	0	0	0
6. 2016	0	0	0	0	0	0	0	0	0	0	0	0	0
7. 2017	0	0	0	0	0	0	0	0	0	0	0	0	0
8. 2018	0	0	0	0	0	0	0	0	0	0	0	0	0
9. 2019	0	0	0	0	0	0	0	0	0	0	0	0	0
10. 2020	0	0	0	0	0	0	0	0	0	0	0	0	0
11. 2021	0	0	0	0	0	0	0	0	0	0	0	0	0
12. Totals	152	0	360	0	0	0	0	0	0	0	0	512	0

	Total Losses and Loss Expenses Incurred			Loss and Loss Expense Percentage (Incurred / Premiums Earned)			Nontabular Discount		34 Inter-Company Pooling Participation Percentage	Net Balance Sheet Reserves After Discount	
	26 Direct and Assumed	27 Ceded	28 Net	29 Direct and Assumed	30 Ceded	31 Net	32 Loss	33 Loss Expense		35 Losses Unpaid	36 Loss Expenses Unpaid
1. Prior	XXX	XXX	XXX	XXX	XXX	XXX	0	0	XXX	512	0
2. 2012	0	0	0	0.0	0.0	0.0	0	0	86.0	0	0
3. 2013	0	0	0	0.0	0.0	0.0	0	0	86.0	0	0
4. 2014	0	0	0	0.0	0.0	0.0	0	0	86.0	0	0
5. 2015	0	0	0	0.0	0.0	0.0	0	0	86.0	0	0
6. 2016	0	0	0	0.0	0.0	0.0	0	0	86.0	0	0
7. 2017	0	0	0	0.0	0.0	0.0	0	0	86.0	0	0
8. 2018	0	0	0	0.0	0.0	0.0	0	0	86.0	0	0
9. 2019	0	0	0	0.0	0.0	0.0	0	0	86.0	0	0
10. 2020	0	0	0	0.0	0.0	0.0	0	0	86.0	0	0
11. 2021	0	0	0	0.0	0.0	0.0	0	0	86.0	0	0
12. Totals	XXX	XXX	XXX	XXX	XXX	XXX	0	0	XXX	512	0

Schedule P - Part 1E - Commercial Multiple Peril

N O N E

Schedule P - Part 1F - Section 1 - Medical Professional Liability - Occurrence

N O N E

Schedule P - Part 1F - Section 2 - Medical Professional Liability - Claims-Made

N O N E

ANNUAL STATEMENT FOR THE YEAR 2021 OF THE FACTORY MUTUAL INSURANCE COMPANY
SCHEDULE P - PART 1G - SPECIAL LIABILITY (OCEAN MARINE, AIRCRAFT (ALL PERILS),
BOILER AND MACHINERY)

(\$000 OMITTED)

Years in Which Premiums Were Earned and Losses Were Incurred	Premiums Earned			Loss and Loss Expense Payments						10 Salvage and Subrogation Received	11 Total Net Paid Cols (4 - 5 + 6 - 7 + 8 - 9)	12 Number of Claims Reported Direct and Assumed
	1	2	3	Loss Payments		Defense and Cost Containment Payments		Adjusting and Other Payments				
	Direct and Assumed	Ceded	Net (1 - 2)	4 Direct and Assumed	5 Ceded	6 Direct and Assumed	7 Ceded	8 Direct and Assumed	9 Ceded			
1. Prior	XXX	XXX	XXX	3,661	1,720	418	93	3	0	21	2,269	XXX
2. 2012	596,091	96,364	499,727	333,217	49,838	263	3	11,941	1,105	2,367	294,475	XXX
3. 2013	603,834	112,519	491,315	241,269	35,267	544	0	10,614	868	1,272	216,292	XXX
4. 2014	607,281	121,073	486,208	253,766	24,576	234	40	12,552	837	2,441	241,099	XXX
5. 2015	743,484	157,147	586,337	212,648	42,147	282	108	9,443	183	1,236	179,935	XXX
6. 2016	881,824	171,165	710,659	441,073	90,650	5,768	3,293	17,223	612	6,380	369,509	XXX
7. 2017	940,880	198,607	742,273	382,063	56,659	2,902	66	16,018	1,191	2,513	343,067	XXX
8. 2018	1,030,159	228,963	801,196	579,688	46,231	1,629	46	10,450	1,075	96	544,415	XXX
9. 2019	1,118,880	265,700	853,180	430,180	110,106	1,435	30	8,973	781	(70)	329,671	XXX
10. 2020	1,137,407	271,851	865,556	675,359	104,532	1,028	32	9,870	689	(152)	581,004	XXX
11. 2021	1,313,418	262,503	1,050,915	96,020	2,919	472	4	5,458	258	(2)	98,769	XXX
12. Totals	XXX	XXX	XXX	3,648,944	564,645	14,975	3,715	112,545	7,599	16,102	3,200,505	XXX

	Losses Unpaid				Defense and Cost Containment Unpaid				Adjusting and Other Unpaid		23 Salvage and Subrogation Anticipated	24 Total Net Losses and Expenses Unpaid	25 Number of Claims Outstanding Direct and Assumed
	Case Basis		Bulk + IBNR		Case Basis		Bulk + IBNR		21 Direct and Assumed	22 Ceded			
	13 Direct and Assumed	14 Ceded	15 Direct and Assumed	16 Ceded	17 Direct and Assumed	18 Ceded	19 Direct and Assumed	20 Ceded					
1. Prior	3,090	1,267	90,853	50,515	1,053	985	257	0	1,849	0	0	44,335	90
2. 2012	9,653	3,784	28	0	0	0	0	0	4	0	0	5,901	1
3. 2013	245	(36)	0	0	0	0	0	0	0	0	136	281	0
4. 2014	152	(57)	67	14	0	0	0	0	0	0	213	262	0
5. 2015	465	(66)	65	14	0	0	0	0	0	0	247	582	0
6. 2016	1,513	(120)	134	17	0	0	0	0	7	0	452	1,757	0
7. 2017	(799)	(253)	556	117	0	0	0	0	0	0	955	(107)	2
8. 2018	7,524	(441)	928	187	53	11	2	0	117	24	1,717	8,843	6
9. 2019	6,204	14,010	893	164	163	27	99	0	330	58	2,213	(6,570)	7
10. 2020	227,332	105,097	2,013	146	781	192	332	0	2,013	515	2,824	126,521	42
11. 2021	468,053	129,802	5,261	713	2,064	449	164	0	5,240	1,086	3,122	348,732	175
12. Totals	723,432	252,987	100,798	51,887	4,114	1,664	854	0	9,560	1,683	11,879	530,537	323

	Total Losses and Loss Expenses Incurred			Loss and Loss Expense Percentage (Incurred / Premiums Earned)			Nontabular Discount		34 Inter-Company Pooling Participation Percentage	Net Balance Sheet Reserves After Discount	
	26	27	28	29	30	31	32	33		35	36
	Direct and Assumed	Ceded	Net	Direct and Assumed	Ceded	Net	Loss	Loss Expense		Losses Unpaid	Loss Expenses Unpaid
1. Prior	XXX	XXX	XXX	XXX	XXX	XXX	0	0	XXX	42,161	2,174
2. 2012	355,106	54,730	300,376	59.6	56.8	60.1	0	0	86.0	5,897	4
3. 2013	252,672	36,099	216,573	41.8	32.1	44.1	0	0	86.0	281	0
4. 2014	266,771	25,410	241,361	43.9	21.0	49.6	0	0	86.0	262	0
5. 2015	222,903	42,386	180,517	30.0	27.0	30.8	0	0	86.0	582	0
6. 2016	465,718	94,452	371,266	52.8	55.2	52.2	0	0	86.0	1,750	7
7. 2017	400,740	57,780	342,960	42.6	29.1	46.2	0	0	86.0	(107)	0
8. 2018	600,391	47,133	553,258	58.3	20.6	69.1	0	0	86.0	8,706	137
9. 2019	448,277	125,176	323,101	40.1	47.1	37.9	0	0	86.0	(7,077)	507
10. 2020	918,728	211,203	707,525	80.8	77.7	81.7	0	0	86.0	124,102	2,419
11. 2021	582,732	135,231	447,501	44.4	51.5	42.6	0	0	86.0	342,799	5,933
12. Totals	XXX	XXX	XXX	XXX	XXX	XXX	0	0	XXX	519,356	11,181

ANNUAL STATEMENT FOR THE YEAR 2021 OF THE FACTORY MUTUAL INSURANCE COMPANY
SCHEDULE P - PART 1H - SECTION 1 - OTHER LIABILITY - OCCURRENCE
(\$000 OMITTED)

Years in Which Premiums Were Earned and Losses Were Incurred	Premiums Earned			Loss and Loss Expense Payments						10 Salvage and Subrogation Received	11 Total Net Paid Cols (4 - 5 + 6 - 7 + 8 - 9)	12 Number of Claims Reported Direct and Assumed
	1 Direct and Assumed	2 Ceded	3 Net (1 - 2)	Loss Payments		Defense and Cost Containment Payments		Adjusting and Other Payments				
				4 Direct and Assumed	5 Ceded	6 Direct and Assumed	7 Ceded	8 Direct and Assumed	9 Ceded			
1. Prior.....	XXX	XXX	XXX	6,466	4,632	1,506	992	0	0	0	2,348	XXX
2. 2012.....	0	0	0	0	0	0	0	0	0	0	0	0
3. 2013.....	0	0	0	0	0	0	0	0	0	0	0	0
4. 2014.....	0	0	0	0	0	0	0	0	0	0	0	0
5. 2015.....	0	0	0	0	0	0	0	0	0	0	0	0
6. 2016.....	0	0	0	0	0	0	0	0	0	0	0	0
7. 2017.....	0	0	0	0	0	0	0	0	0	0	0	0
8. 2018.....	0	0	0	0	0	0	0	0	0	0	0	0
9. 2019.....	0	0	0	0	0	0	0	0	0	0	0	0
10. 2020.....	0	0	0	0	0	0	0	0	0	0	0	0
11. 2021.....	0	0	0	0	0	0	0	0	0	0	0	0
12. Totals	XXX	XXX	XXX	6,466	4,632	1,506	992	0	0	0	2,348	XXX

	Losses Unpaid				Defense and Cost Containment Unpaid				Adjusting and Other Unpaid		23 Salvage and Subrogation Anticipated	24 Total Net Losses and Expenses Unpaid	25 Number of Claims Outstanding Direct and Assumed
	Case Basis		Bulk + IBNR		Case Basis		Bulk + IBNR		21 Direct and Assumed	22 Ceded			
	13 Direct and Assumed	14 Ceded	15 Direct and Assumed	16 Ceded	17 Direct and Assumed	18 Ceded	19 Direct and Assumed	20 Ceded					
1. Prior.....	10,642	4,450	299,259	177,439	6,737	3,459	8,065	0	6,283	0	0	145,638	0
2. 2012.....	0	0	0	0	0	0	0	0	0	0	0	0	0
3. 2013.....	0	0	0	0	0	0	0	0	0	0	0	0	0
4. 2014.....	0	0	0	0	0	0	0	0	0	0	0	0	0
5. 2015.....	0	0	0	0	0	0	0	0	0	0	0	0	0
6. 2016.....	0	0	0	0	0	0	0	0	0	0	0	0	0
7. 2017.....	0	0	0	0	0	0	0	0	0	0	0	0	0
8. 2018.....	0	0	0	0	0	0	0	0	0	0	0	0	0
9. 2019.....	0	0	0	0	0	0	0	0	0	0	0	0	0
10. 2020.....	0	0	0	0	0	0	0	0	0	0	0	0	0
11. 2021.....	0	0	0	0	0	0	0	0	0	0	0	0	0
12. Totals	10,642	4,450	299,259	177,439	6,737	3,459	8,065	0	6,283	0	0	145,638	0

	Total Losses and Loss Expenses Incurred			Loss and Loss Expense Percentage (Incurred / Premiums Earned)			Nontabular Discount		34 Inter-Company Pooling Participation Percentage	Net Balance Sheet Reserves After Discount	
	26 Direct and Assumed	27 Ceded	28 Net	29 Direct and Assumed	30 Ceded	31 Net	32 Loss	33 Loss Expense		35 Losses Unpaid	36 Loss Expenses Unpaid
2. 2012.....	0	0	0	0.0	0.0	0.0	0	0	86.0	0	0
3. 2013.....	0	0	0	0.0	0.0	0.0	0	0	86.0	0	0
4. 2014.....	0	0	0	0.0	0.0	0.0	0	0	86.0	0	0
5. 2015.....	0	0	0	0.0	0.0	0.0	0	0	86.0	0	0
6. 2016.....	0	0	0	0.0	0.0	0.0	0	0	86.0	0	0
7. 2017.....	0	0	0	0.0	0.0	0.0	0	0	86.0	0	0
8. 2018.....	0	0	0	0.0	0.0	0.0	0	0	86.0	0	0
9. 2019.....	0	0	0	0.0	0.0	0.0	0	0	86.0	0	0
10. 2020.....	0	0	0	0.0	0.0	0.0	0	0	86.0	0	0
11. 2021.....	0	0	0	0.0	0.0	0.0	0	0	86.0	0	0
12. Totals	XXX	XXX	XXX	XXX	XXX	XXX	0	0	XXX	128,012	17,626

ANNUAL STATEMENT FOR THE YEAR 2021 OF THE FACTORY MUTUAL INSURANCE COMPANY
SCHEDULE P - PART 1H - SECTION 2 - OTHER LIABILITY - CLAIMS-MADE
(\$000 OMITTED)

Years in Which Premiums Were Earned and Losses Were Incurred	Premiums Earned			Loss and Loss Expense Payments						10 Salvage and Subrogation Received	11 Total Net Paid Cols (4 - 5 + 6 - 7 + 8 - 9)	12 Number of Claims Reported Direct and Assumed
	1 Direct and Assumed	2 Ceded	3 Net (1 - 2)	Loss Payments		Defense and Cost Containment Payments		Adjusting and Other Payments				
				4 Direct and Assumed	5 Ceded	6 Direct and Assumed	7 Ceded	8 Direct and Assumed	9 Ceded			
1. Prior.....	XXX	XXX	XXX									XXX
2. 2012.....												
3. 2013.....												
4. 2014.....												
5. 2015.....												
6. 2016.....												
7. 2017.....												
8. 2018.....												
9. 2019.....												
10. 2020.....												
11. 2021.....												
12. Totals	XXX	XXX	XXX									XXX

NONE

	Losses Unpaid				Defense and Cost Containment Unpaid				Adjusting and Other Unpaid		23 Salvage and Subrogation Anticipated	24 Total Net Losses and Expenses Unpaid	25 Number of Claims Outstanding Direct and Assumed
	Case Basis		Bulk + IBNR		Case Basis		Bulk + IBNR		Adjusting and Other Unpaid				
	13 Direct and Assumed	14 Ceded	15 Direct and Assumed	16 Ceded	17 Direct and Assumed	18 Ceded	19 Direct and Assumed	20 Ceded	21 Direct and Assumed	22 Ceded			
1. Prior.....													
2. 2012.....													
3. 2013.....													
4. 2014.....													
5. 2015.....													
6. 2016.....													
7. 2017.....													
8. 2018.....													
9. 2019.....													
10. 2020.....													
11. 2021.....													
12. Totals													

NONE

	Total Losses and Loss Expenses Incurred			Loss and Loss Expense Percentage (Incurred / Premiums Earned)			Nontabular Discount		34 Inter-Company Pooling Participation Percentage	Net Balance Sheet Reserves After Discount	
	26 Direct and Assumed	27 Ceded	28 Net	29 Direct and Assumed	30 Ceded	31 Net	32 Loss	33 Loss Expense		35 Losses Unpaid	36 Loss Expenses Unpaid
	1. Prior.....	XXX	XXX	XXX	XXX	XXX	XXX				XXX
2. 2012.....											
3. 2013.....											
4. 2014.....											
5. 2015.....											
6. 2016.....											
7. 2017.....											
8. 2018.....											
9. 2019.....											
10. 2020.....											
11. 2021.....											
12. Totals	XXX	XXX	XXX	XXX	XXX	XXX			XXX		

NONE

ANNUAL STATEMENT FOR THE YEAR 2021 OF THE FACTORY MUTUAL INSURANCE COMPANY
SCHEDULE P - PART 11 - SPECIAL PROPERTY (FIRE, ALLIED LINES, INLAND MARINE,
EARTHQUAKE, BURGLARY AND THEFT)
(\$000 OMITTED)

Years in Which Premiums Were Earned and Losses Were Incurred	Premiums Earned			Loss and Loss Expense Payments							12 Number of Claims Reported Direct and Assumed	
	1	2	3	Loss Payments		Defense and Cost Containment Payments		Adjusting and Other Payments		10 Salvage and Subrogation Received		11 Total Net Paid Cols (4 - 5 + 6 - 7 + 8 - 9)
				4	5	6	7	8	9			
	Direct and Assumed	Ceded	Net (1 - 2)	Direct and Assumed	Ceded	Direct and Assumed	Ceded	Direct and Assumed	Ceded			
1. Prior	XXX	XXX	XXX	343,933	99,355	5,005	798	8,718	1,191	18,399	256,312	XXX
2. 2020	3,983,435	1,351,863	2,631,572	1,735,396	376,558	17,911	297	64,312	4,823	573	1,435,941	XXX
3. 2021	4,460,459	1,389,110	3,071,349	483,164	121,910	262	49	45,640	1,457	(232)	405,650	XXX
4. Totals	XXX	XXX	XXX	2,562,493	597,823	23,178	1,144	118,670	7,471	18,740	2,097,903	XXX

	Losses Unpaid				Defense and Cost Containment Unpaid				Adjusting and Other Unpaid		23 Salvage and Subrogation Anticipated	24 Total Net Losses and Expenses Unpaid	25 Number of Claims Outstanding Direct and Assumed
	Case Basis		Bulk + IBNR		Case Basis		Bulk + IBNR		21	22			
	13	14	15	16	17	18	19	20					
	Direct and Assumed	Ceded	Direct and Assumed	Ceded	Direct and Assumed	Ceded	Direct and Assumed	Ceded	Direct and Assumed	Ceded			
1. Prior	258,170	70,819	31,290	5,531	2,142	430	1,039	0	4,667	969	56,801	219,559	496
2. 2020	597,744	312,665	828	168	7,396	1,625	42,742	0	15,510	3,569	26,810	346,193	522
3. 2021	2,701,430	1,270,658	120,522	6,467	19,560	4,291	1,928	0	41,780	9,375	23,710	1,594,429	1,148
4. Totals	3,557,344	1,654,142	152,640	12,166	29,098	6,346	45,709	0	61,957	13,913	107,321	2,160,181	2,166

	Total Losses and Loss Expenses Incurred			Loss and Loss Expense Percentage (Incurred /Premiums Earned)			Nontabular Discount		34 Inter-Company Pooling Participation Percentage	Net Balance Sheet Reserves After Discount	
	26	27	28	29	30	31	32	33		35	36
	Direct and Assumed	Ceded	Net	Direct and Assumed	Ceded	Net	Loss	Loss Expense		Losses Unpaid	Loss Expenses Unpaid
1. Prior	XXX	XXX	XXX	XXX	XXX	XXX	0	0	XXX	213,110	6,449
2. 2020	2,481,839	699,705	1,782,134	62.3	51.8	67.7	0	0	86.0	285,739	60,454
3. 2021	3,414,286	1,414,207	2,000,079	76.5	101.8	65.1	0	0	86.0	1,544,827	49,602
4. Totals	XXX	XXX	XXX	XXX	XXX	XXX	0	0	XXX	2,043,676	116,505

ANNUAL STATEMENT FOR THE YEAR 2021 OF THE FACTORY MUTUAL INSURANCE COMPANY
SCHEDULE P - PART 1J - AUTO PHYSICAL DAMAGE
(\$000 OMITTED)

Years in Which Premiums Were Earned and Losses Were Incurred	Premiums Earned			Loss and Loss Expense Payments						12 Number of Claims Reported Direct and Assumed						
	1 Direct and Assumed	2 Ceded	3 Net (1 - 2)	Loss Payments		Defense and Cost Containment Payments		Adjusting and Other Payments			10 Salvage and Subrogation Received	11 Total Net Paid Cols (4 - 5 + 6 - 7 + 8 - 9)				
				4 Direct and Assumed	5 Ceded	6 Direct and Assumed	7 Ceded	8 Direct and Assumed	9 Ceded							
1. Prior	XXX	XXX	XXX	NONE								XXX				
2. 2020																
3. 2021																
4. Totals	XXX	XXX	XXX													

	Losses Unpaid				Defense and Cost Containment Unpaid				Adjusting and Other Unpaid		23 Salvage and Subrogation Anticipated	24 Total Net Losses and Expenses Unpaid	25 Number of Claims Outstanding Direct and Assumed			
	Case Basis		Bulk + IBNR		Case Basis		Bulk + IBNR		Other Unpaid							
	13 Direct and Assumed	14 Ceded	15 Direct and Assumed	16 Ceded	17 Direct and Assumed	18 Ceded	19 Direct and Assumed	20 Ceded	21 Direct and Assumed	22 Ceded						
1. Prior					NONE											
2. 2020																
3. 2021																
4. Totals																

	Total Losses and Loss Expenses Incurred			Loss and Loss Expense Percentage (Incurred / Premiums Earned)			Nontabular Discount		34 Inter-Company Pooling Participation Percentage	Net Balance Sheet Reserves After Discount	
	26 Direct and Assumed	27 Ceded	28 Net	29 Direct and Assumed	30 Ceded	31 Net	32 Loss	33 Loss Expense		35 Losses Unpaid	36 Loss Expenses Unpaid
	1. Prior	XXX	XXX	XXX	XXX	XXX	XXX				XXX
2. 2020											
3. 2021											
4. Totals	XXX	XXX	XXX	XXX	XXX	XXX			XXX		

ANNUAL STATEMENT FOR THE YEAR 2021 OF THE FACTORY MUTUAL INSURANCE COMPANY
SCHEDULE P - PART 1K - FIDELITY/SURETY
(\$000 OMITTED)

Years in Which Premiums Were Earned and Losses Were Incurred	Premiums Earned			Loss and Loss Expense Payments						10 Salvage and Subrogation Received	11 Total Net Paid Cols (4 - 5 + 6 - 7 + 8 - 9)	12 Number of Claims Reported Direct and Assumed	
	1 Direct and Assumed	2 Ceded	3 Net (1 - 2)	Loss Payments		Defense and Cost Containment Payments		Adjusting and Other Payments					
				4 Direct and Assumed	5 Ceded	6 Direct and Assumed	7 Ceded	8 Direct and Assumed	9 Ceded				
1. Prior	XXX	XXX	XXX	(159)	0	0	0	0	0	0	159	(159)	XXX
2. 2020	0	0	0	0	0	0	0	0	0	0	0	0	XXX
3. 2021	0	0	0	0	0	0	0	0	0	0	0	0	XXX
4. Totals	XXX	XXX	XXX	(159)	0	0	0	0	0	0	159	(159)	XXX

	Losses Unpaid				Defense and Cost Containment Unpaid				Adjusting and Other Unpaid		23 Salvage and Subrogation Anticipated	24 Total Net Losses and Expenses Unpaid	25 Number of Claims Outstanding Direct and Assumed
	Case Basis		Bulk + IBNR		Case Basis		Bulk + IBNR		Adjusting and Other Unpaid				
	13 Direct and Assumed	14 Ceded	15 Direct and Assumed	16 Ceded	17 Direct and Assumed	18 Ceded	19 Direct and Assumed	20 Ceded	21 Direct and Assumed	22 Ceded			
1. Prior	0	0	0	0	0	0	0	0	0	0	0	0	0
2. 2020	0	0	0	0	0	0	0	0	0	0	0	0	0
3. 2021	0	0	0	0	0	0	0	0	0	0	0	0	0
4. Totals	0	0	0	0	0	0	0	0	0	0	0	0	0

	Total Losses and Loss Expenses Incurred			Loss and Loss Expense Percentage (Incurred / Premiums Earned)			Nontabular Discount		34 Inter-Company Pooling Participation Percentage	Net Balance Sheet Reserves After Discount	
	26 Direct and Assumed	27 Ceded	28 Net	29 Direct and Assumed	30 Ceded	31 Net	32 Loss	33 Loss Expense		35 Losses Unpaid	36 Loss Expenses Unpaid
	1. Prior	XXX	XXX	XXX	XXX	XXX	XXX	0		0	XXX
2. 2020	0	0	0	0.0	0.0	0.0	0	0	86.0	0	0
3. 2021	0	0	0	0.0	0.0	0.0	0	0	86.0	0	0
4. Totals	XXX	XXX	XXX	XXX	XXX	XXX	0	0	XXX	0	0

Schedule P - Part 1L - Other (Including Credit, Accident and Health)

N O N E

Schedule P - Part 1M - International

N O N E

ANNUAL STATEMENT FOR THE YEAR 2021 OF THE FACTORY MUTUAL INSURANCE COMPANY
SCHEDULE P - PART 1N - REINSURANCE - NONPROPORTIONAL ASSUMED PROPERTY
(\$000 OMITTED)

Years in Which Premiums Were Earned and Losses Were Incurred	Premiums Earned			Loss and Loss Expense Payments						10 Salvage and Subrogation Received	11 Total Net Paid Cols (4 - 5 + 6 - 7 + 8 - 9)	12 Number of Claims Reported Direct and Assumed
	1 Direct and Assumed	2 Ceded	3 Net (1 - 2)	Loss Payments		Defense and Cost Containment Payments		Adjusting and Other Payments				
				4 Direct and Assumed	5 Ceded	6 Direct and Assumed	7 Ceded	8 Direct and Assumed	9 Ceded			
	1. Prior	XXX	XXX	XXX	0	0	0	0	0			
2. 2012	251,172	65,625	185,547	388,657	37,529	4,985	625	10,121	1,269	0	364,340	XXX
3. 2013	287,459	64,270	223,189	146,098	1,190	8,628	111	18,335	237	0	171,523	XXX
4. 2014	291,923	63,419	228,504	183,940	20,963	5,047	0	15,140	0	0	183,164	XXX
5. 2015	283,473	64,936	218,537	119,351	31,481	6,619	0	20,961	0	0	115,450	XXX
6. 2016	282,951	65,874	217,077	426,018	39,909	4,593	527	20,925	2,399	0	408,701	XXX
7. 2017	286,735	70,515	216,220	45,693	73,587	1,896	598	7,584	2,393	0	(21,405)	XXX
8. 2018	325,031	69,084	255,947	472,164	73,079	6,643	541	26,572	2,166	0	429,593	XXX
9. 2019	258,622	75,108	183,514	152,246	39,446	2,329	162	13,200	918	0	127,249	XXX
10. 2020	247,603	85,803	161,800	54,392	54,166	8,589	657	36,614	2,802	0	41,970	XXX
11. 2021	251,767	100,313	151,454	142,501	52,595	7,014	0	14,905	0	0	111,825	XXX
12. Totals	XXX	XXX	XXX	2,131,060	423,945	56,343	3,221	184,357	12,184	0	1,932,410	XXX

	Losses Unpaid				Defense and Cost Containment Unpaid				Adjusting and Other Unpaid		23 Salvage and Subrogation Anticipated	24 Total Net Losses and Expenses Unpaid	25 Number of Claims Outstanding Direct and Assumed
	Case Basis		Bulk + IBNR		Case Basis		Bulk + IBNR						
	13 Direct and Assumed	14 Ceded	15 Direct and Assumed	16 Ceded	17 Direct and Assumed	18 Ceded	19 Direct and Assumed	20 Ceded	21 Direct and Assumed	22 Ceded			
	1. Prior	0	0	0	0	0	0	0	0	0			
2. 2012	0	0	0	0	0	0	0	0	0	0	0	0	XXX
3. 2013	0	0	0	0	0	0	0	0	0	0	0	0	XXX
4. 2014	0	0	0	0	0	0	0	0	0	0	0	0	XXX
5. 2015	0	0	0	0	0	0	0	0	0	0	0	0	XXX
6. 2016	0	0	0	0	0	0	0	0	0	0	0	0	XXX
7. 2017	0	0	0	0	0	0	0	0	0	0	0	0	XXX
8. 2018	0	0	0	0	0	0	0	0	0	0	0	0	XXX
9. 2019	0	0	0	0	0	0	0	0	0	0	0	0	XXX
10. 2020	0	0	0	0	0	0	0	0	0	0	0	0	XXX
11. 2021	0	0	0	0	0	0	0	0	0	0	0	0	XXX
12. Totals	0	0	0	0	0	0	0	0	0	0	0	0	XXX

	Total Losses and Loss Expenses Incurred			Loss and Loss Expense Percentage (Incurred / Premiums Earned)			Nontabular Discount		34 Inter-Company Pooling Participation Percentage	Net Balance Sheet Reserves After Discount	
	26 Direct and Assumed	27 Ceded	28 Net	29 Direct and Assumed	30 Ceded	31 Net	32 Loss	33 Loss Expense		35 Losses Unpaid	36 Loss Expenses Unpaid
	1. Prior	XXX	XXX	XXX	XXX	XXX	XXX	0		0	XXX
2. 2012	403,763	39,423	364,340	160.8	60.1	196.4	0	0	86.0	0	0
3. 2013	173,061	1,538	171,523	60.2	2.4	76.9	0	0	86.0	0	0
4. 2014	204,127	20,963	183,164	69.9	33.1	80.2	0	0	86.0	0	0
5. 2015	146,931	31,481	115,450	51.8	48.5	52.8	0	0	86.0	0	0
6. 2016	451,536	42,835	408,701	159.6	65.0	188.3	0	0	86.0	0	0
7. 2017	55,173	76,578	(21,405)	19.2	108.6	(9.9)	0	0	86.0	0	0
8. 2018	505,379	75,786	429,593	155.5	109.7	167.8	0	0	86.0	0	0
9. 2019	167,775	40,526	127,249	64.9	54.0	69.3	0	0	86.0	0	0
10. 2020	99,595	57,625	41,970	40.2	67.2	25.9	0	0	86.0	0	0
11. 2021	164,420	52,595	111,825	65.3	52.4	73.8	0	0	86.0	0	0
12. Totals	XXX	XXX	XXX	XXX	XXX	XXX	0	0	XXX	0	0

ANNUAL STATEMENT FOR THE YEAR 2021 OF THE FACTORY MUTUAL INSURANCE COMPANY
SCHEDULE P - PART 10 - REINSURANCE - NONPROPORTIONAL ASSUMED LIABILITY
(\$000 OMITTED)

Years in Which Premiums Were Earned and Losses Were Incurred	Premiums Earned			Loss and Loss Expense Payments						10 Salvage and Subrogation Received	11 Total Net Paid Cols (4 - 5 + 6 - 7 + 8 - 9)	12 Number of Claims Reported Direct and Assumed
	1 Direct and Assumed	2 Ceded	3 Net (1 - 2)	Loss Payments		Defense and Cost Containment Payments		Adjusting and Other Payments				
				4 Direct and Assumed	5 Ceded	6 Direct and Assumed	7 Ceded	8 Direct and Assumed	9 Ceded			
1. Prior	XXX	XXX	XXX	19,316	4,876	2,698	789	0	0	0	16,349	XXX
2. 2012	(7)	0	(7)	0	0	0	0	0	0	0	0	XXX
3. 2013	16	3	13	0	0	0	0	0	0	0	0	XXX
4. 2014	15	0	15	0	0	0	0	0	0	0	0	XXX
5. 2015	11	1	10	0	0	0	0	0	0	0	0	XXX
6. 2016	10	0	10	0	0	0	0	0	0	0	0	XXX
7. 2017	11	0	11	0	0	0	0	0	0	0	0	XXX
8. 2018	11	0	11	0	0	0	0	0	0	0	0	XXX
9. 2019	6	0	6	0	0	0	0	0	0	0	0	XXX
10. 2020	5	0	5	0	0	0	0	0	0	0	0	XXX
11. 2021	9	0	9	0	0	0	0	0	0	0	0	XXX
12. Totals	XXX	XXX	XXX	19,316	4,876	2,698	789	0	0	0	16,349	XXX

	Losses Unpaid				Defense and Cost Containment Unpaid				Adjusting and Other Unpaid		23 Salvage and Subrogation Anticipated	24 Total Net Losses and Expenses Unpaid	25 Number of Claims Outstanding Direct and Assumed
	Case Basis		Bulk + IBNR		Case Basis		Bulk + IBNR		21 Direct and Assumed	22 Ceded			
	13 Direct and Assumed	14 Ceded	15 Direct and Assumed	16 Ceded	17 Direct and Assumed	18 Ceded	19 Direct and Assumed	20 Ceded					
1. Prior	159,090	43,984	274,721	70,609	17,931	5,918	(2,453)	0	22,247	0	0	351,025	XXX
2. 2012	0	0	0	0	0	0	0	0	0	0	0	0	XXX
3. 2013	0	0	0	0	0	0	0	0	0	0	0	0	XXX
4. 2014	0	0	0	0	0	0	0	0	0	0	0	0	XXX
5. 2015	0	0	0	0	0	0	0	0	0	0	0	0	XXX
6. 2016	0	0	0	0	0	0	0	0	0	0	0	0	XXX
7. 2017	0	0	0	0	0	0	0	0	0	0	0	0	XXX
8. 2018	0	0	0	0	0	0	0	0	0	0	0	0	XXX
9. 2019	0	0	0	0	0	0	0	0	0	0	0	0	XXX
10. 2020	0	0	0	0	0	0	0	0	0	0	0	0	XXX
11. 2021	0	0	0	0	0	0	0	0	0	0	0	0	XXX
12. Totals	159,090	43,984	274,721	70,609	17,931	5,918	(2,453)	0	22,247	0	0	351,025	XXX

	Total Losses and Loss Expenses Incurred			Loss and Loss Expense Percentage (Incurred / Premiums Earned)			Nontabular Discount		34 Inter-Company Pooling Participation Percentage	Net Balance Sheet Reserves After Discount	
	26 Direct and Assumed	27 Ceded	28 Net	29 Direct and Assumed	30 Ceded	31 Net	32 Loss	33 Loss Expense		35 Losses Unpaid	36 Loss Expenses Unpaid
1. Prior	XXX	XXX	XXX	XXX	XXX	XXX	0	0	XXX	319,218	31,807
2. 2012	0	0	0	0.0	0.0	0.0	0	0	86.0	0	0
3. 2013	0	0	0	0.0	0.0	0.0	0	0	86.0	0	0
4. 2014	0	0	0	0.0	0.0	0.0	0	0	86.0	0	0
5. 2015	0	0	0	0.0	0.0	0.0	0	0	86.0	0	0
6. 2016	0	0	0	0.0	0.0	0.0	0	0	86.0	0	0
7. 2017	0	0	0	0.0	0.0	0.0	0	0	86.0	0	0
8. 2018	0	0	0	0.0	0.0	0.0	0	0	86.0	0	0
9. 2019	0	0	0	0.0	0.0	0.0	0	0	86.0	0	0
10. 2020	0	0	0	0.0	0.0	0.0	0	0	86.0	0	0
11. 2021	0	0	0	0.0	0.0	0.0	0	0	86.0	0	0
12. Totals	XXX	XXX	XXX	XXX	XXX	XXX	0	0	XXX	319,218	31,807

Schedule P - Part 1P - Reinsurance - Nonproportional Assumed Financial Lines

N O N E

Schedule P - Part 1R - Section 1 - Products Liability - Occurrence

N O N E

Schedule P - Part 1R - Section 2 - Products Liability - Claims-Made

N O N E

Schedule P - Part 1S - Financial Guaranty/Mortgage Guaranty

N O N E

Schedule P - Part 1T - Warranty

N O N E

ANNUAL STATEMENT FOR THE YEAR 2021 OF THE FACTORY MUTUAL INSURANCE COMPANY

SCHEDULE P - PART 2A - HOMEOWNERS/FAROWNERS

Years in Which Losses Were Incurred	INCURRED NET LOSSES AND DEFENSE AND COST CONTAINMENT EXPENSES REPORTED AT YEAR END (\$000 OMITTED)										DEVELOPMENT	
	1 2012	2 2013	3 2014	4 2015	5 2016	6 2017	7 2018	8 2019	9 2020	10 2021	11 One Year	12 Two Year
1. Prior.....												
2. 2012.....												
3. 2013.....	XXX											
4. 2014.....	XXX	XXX										
5. 2015.....	XXX	XXX	XXX									
6. 2016.....	XXX	XXX	XXX	XXX								
7. 2017.....	XXX	XXX	XXX	XXX	XXX							
8. 2018.....	XXX	XXX	XXX	XXX	XXX	XXX						
9. 2019.....	XXX	XXX	XXX	XXX	XXX	XXX	XXX					
10. 2020.....	XXX	XXX	XXX	XXX	XXX	XXX	XXX	XXX				XXX
11. 2021.....	XXX	XXX	XXX	XXX	XXX	XXX	XXX	XXX	XXX		XXX	XXX
12. Totals												

NONE

SCHEDULE P - PART 2B - PRIVATE PASSENGER AUTO LIABILITY/MEDICAL

Years in Which Losses Were Incurred	INCURRED NET LOSSES AND DEFENSE AND COST CONTAINMENT EXPENSES REPORTED AT YEAR END (\$000 OMITTED)										DEVELOPMENT	
	1 2012	2 2013	3 2014	4 2015	5 2016	6 2017	7 2018	8 2019	9 2020	10 2021	11 One Year	12 Two Year
1. Prior.....												
2. 2012.....												
3. 2013.....	XXX											
4. 2014.....	XXX	XXX										
5. 2015.....	XXX	XXX	XXX									
6. 2016.....	XXX	XXX	XXX	XXX								
7. 2017.....	XXX	XXX	XXX	XXX	XXX							
8. 2018.....	XXX	XXX	XXX	XXX	XXX	XXX						
9. 2019.....	XXX	XXX	XXX	XXX	XXX	XXX	XXX					
10. 2020.....	XXX	XXX	XXX	XXX	XXX	XXX	XXX	XXX				XXX
11. 2021.....	XXX	XXX	XXX	XXX	XXX	XXX	XXX	XXX	XXX		XXX	XXX
12. Totals												

NONE

SCHEDULE P - PART 2C - COMMERCIAL AUTO/TRUCK LIABILITY/MEDICAL

Years in Which Losses Were Incurred	INCURRED NET LOSSES AND DEFENSE AND COST CONTAINMENT EXPENSES REPORTED AT YEAR END (\$000 OMITTED)										DEVELOPMENT	
	1 2012	2 2013	3 2014	4 2015	5 2016	6 2017	7 2018	8 2019	9 2020	10 2021	11 One Year	12 Two Year
1. Prior.....												
2. 2012.....												
3. 2013.....	XXX											
4. 2014.....	XXX	XXX										
5. 2015.....	XXX	XXX	XXX									
6. 2016.....	XXX	XXX	XXX	XXX								
7. 2017.....	XXX	XXX	XXX	XXX	XXX							
8. 2018.....	XXX	XXX	XXX	XXX	XXX	XXX						
9. 2019.....	XXX	XXX	XXX	XXX	XXX	XXX	XXX					
10. 2020.....	XXX	XXX	XXX	XXX	XXX	XXX	XXX	XXX				XXX
11. 2021.....	XXX	XXX	XXX	XXX	XXX	XXX	XXX	XXX	XXX		XXX	XXX
12. Totals												

NONE

**SCHEDULE P - PART 2D - WORKERS' COMPENSATION
(EXCLUDING EXCESS WORKERS' COMPENSATION)**

Years in Which Losses Were Incurred	1 2012	2 2013	3 2014	4 2015	5 2016	6 2017	7 2018	8 2019	9 2020	10 2021	11 One Year	12 Two Year
1. Prior.....	79	85	100	325	560	582	627	675	690	646	(44)	(29)
2. 2012.....	0	0	0	0	0	0	0	0	0	0	0	0
3. 2013.....	XXX	0	0	0	0	0	0	0	0	0	0	0
4. 2014.....	XXX	XXX	0	0	0	0	0	0	0	0	0	0
5. 2015.....	XXX	XXX	XXX	0	0	0	0	0	0	0	0	0
6. 2016.....	XXX	XXX	XXX	XXX	0	0	0	0	0	0	0	0
7. 2017.....	XXX	XXX	XXX	XXX	XXX	0	0	0	0	0	0	0
8. 2018.....	XXX	XXX	XXX	XXX	XXX	XXX	0	0	0	0	0	0
9. 2019.....	XXX	XXX	XXX	XXX	XXX	XXX	XXX	0	0	0	0	0
10. 2020.....	XXX	XXX	XXX	XXX	XXX	XXX	XXX	XXX	0	0	0	XXX
11. 2021.....	XXX	XXX	XXX	XXX	XXX	XXX	XXX	XXX	XXX	0	XXX	XXX
12. Totals											(44)	(29)

SCHEDULE P - PART 2E - COMMERCIAL MULTIPLE PERIL

Years in Which Losses Were Incurred	INCURRED NET LOSSES AND DEFENSE AND COST CONTAINMENT EXPENSES REPORTED AT YEAR END (\$000 OMITTED)										DEVELOPMENT	
	1 2012	2 2013	3 2014	4 2015	5 2016	6 2017	7 2018	8 2019	9 2020	10 2021	11 One Year	12 Two Year
1. Prior.....												
2. 2012.....												
3. 2013.....	XXX											
4. 2014.....	XXX	XXX										
5. 2015.....	XXX	XXX	XXX									
6. 2016.....	XXX	XXX	XXX	XXX								
7. 2017.....	XXX	XXX	XXX	XXX	XXX							
8. 2018.....	XXX	XXX	XXX	XXX	XXX	XXX						
9. 2019.....	XXX	XXX	XXX	XXX	XXX	XXX	XXX					
10. 2020.....	XXX	XXX	XXX	XXX	XXX	XXX	XXX	XXX				XXX
11. 2021.....	XXX	XXX	XXX	XXX	XXX	XXX	XXX	XXX	XXX		XXX	XXX
12. Totals												

NONE

ANNUAL STATEMENT FOR THE YEAR 2021 OF THE FACTORY MUTUAL INSURANCE COMPANY

SCHEDULE P - PART 2F - SECTION 1 - MEDICAL PROFESSIONAL LIABILITY - OCCURRENCE

Years in Which Losses Were Incurred	INCURRED NET LOSSES AND DEFENSE AND COST CONTAINMENT EXPENSES REPORTED AT YEAR END (\$000 OMITTED)										DEVELOPMENT	
	1 2012	2 2013	3 2014	4 2015	5 2016	6 2017	7 2018	8 2019	9 2020	10 2021	11 One Year	12 Two Year
1. Prior												
2. 2012												
3. 2013	XXX											
4. 2014	XXX	XXX										
5. 2015	XXX	XXX	XXX									
6. 2016	XXX	XXX	XXX	XXX								
7. 2017	XXX	XXX	XXX	XXX	XXX							
8. 2018	XXX	XXX	XXX	XXX	XXX	XXX						
9. 2019	XXX	XXX	XXX	XXX	XXX	XXX	XXX					
10. 2020	XXX	XXX	XXX	XXX	XXX	XXX	XXX	XXX				XXX
11. 2021	XXX	XXX	XXX	XXX	XXX	XXX	XXX	XXX	XXX		XXX	XXX
12. Totals												

NONE

SCHEDULE P - PART 2F - SECTION 2 - MEDICAL PROFESSIONAL LIABILITY - CLAIMS-MADE

1. Prior												
2. 2012												
3. 2013	XXX											
4. 2014	XXX	XXX										
5. 2015	XXX	XXX	XXX									
6. 2016	XXX	XXX	XXX	XXX								
7. 2017	XXX	XXX	XXX	XXX	XXX							
8. 2018	XXX	XXX	XXX	XXX	XXX	XXX						
9. 2019	XXX	XXX	XXX	XXX	XXX	XXX	XXX					
10. 2020	XXX	XXX	XXX	XXX	XXX	XXX	XXX	XXX				XXX
11. 2021	XXX	XXX	XXX	XXX	XXX	XXX	XXX	XXX	XXX		XXX	XXX
12. Totals												

NONE

SCHEDULE P - PART 2G - SPECIAL LIABILITY (OCEAN MARINE, AIRCRAFT (ALL PERILS), BOILER AND MACHINERY)

1. Prior	82,479	68,197	106,460	135,338	163,380	162,236	164,631	165,177	193,885	165,076	(28,809)	(101)
2. 2012	317,592	337,180	311,164	294,039	297,011	290,946	288,941	290,651	289,459	289,536	77	(1,115)
3. 2013	XXX	218,808	219,589	207,607	209,513	207,905	205,642	206,004	205,914	206,827	913	823
4. 2014	XXX	XXX	188,157	235,804	241,596	225,446	223,513	233,088	229,506	229,646	140	(3,442)
5. 2015	XXX	XXX	XXX	158,988	183,687	178,053	172,521	170,968	169,487	171,257	1,770	289
6. 2016	XXX	XXX	XXX	XXX	344,903	376,557	357,781	351,566	355,202	354,648	(554)	3,082
7. 2017	XXX	XXX	XXX	XXX	XXX	335,850	333,551	331,740	329,717	328,133	(1,584)	(3,607)
8. 2018	XXX	XXX	XXX	XXX	XXX	XXX	556,562	551,919	541,009	543,790	2,781	(8,129)
9. 2019	XXX	XXX	XXX	XXX	XXX	XXX	XXX	280,191	302,528	314,637	12,109	34,446
10. 2020	XXX	XXX	XXX	XXX	XXX	XXX	XXX	XXX	630,572	696,846	66,274	XXX
11. 2021	XXX	XXX	XXX	XXX	XXX	XXX	XXX	XXX	XXX	438,147	XXX	XXX
12. Totals											53,117	22,246

SCHEDULE P - PART 2H - SECTION 1 - OTHER LIABILITY - OCCURRENCE

1. Prior	118,092	203,200	167,177	160,619	156,028	163,019	157,493	160,750	169,041	169,064	23	8,314
2. 2012	0	0	0	0	0	0	0	0	0	0	0	0
3. 2013	XXX	0	0	0	0	0	0	0	0	0	0	0
4. 2014	XXX	XXX	0	0	0	0	0	0	0	0	0	0
5. 2015	XXX	XXX	XXX	0	0	0	0	0	0	0	0	0
6. 2016	XXX	XXX	XXX	XXX	0	0	0	0	0	0	0	0
7. 2017	XXX	XXX	XXX	XXX	XXX	0	0	0	0	0	0	0
8. 2018	XXX	XXX	XXX	XXX	XXX	XXX	0	0	0	0	0	0
9. 2019	XXX	XXX	XXX	XXX	XXX	XXX	XXX	0	0	0	0	0
10. 2020	XXX	XXX	XXX	XXX	XXX	XXX	XXX	XXX	0	0	0	XXX
11. 2021	XXX	XXX	XXX	XXX	XXX	XXX	XXX	XXX	XXX	0	XXX	XXX
12. Totals											23	8,314

SCHEDULE P - PART 2H - SECTION 2 - OTHER LIABILITY - CLAIMS-MADE

1. Prior												
2. 2012												
3. 2013	XXX											
4. 2014	XXX	XXX										
5. 2015	XXX	XXX	XXX									
6. 2016	XXX	XXX	XXX	XXX								
7. 2017	XXX	XXX	XXX	XXX	XXX							
8. 2018	XXX	XXX	XXX	XXX	XXX	XXX						
9. 2019	XXX	XXX	XXX	XXX	XXX	XXX	XXX					
10. 2020	XXX	XXX	XXX	XXX	XXX	XXX	XXX	XXX				XXX
11. 2021	XXX	XXX	XXX	XXX	XXX	XXX	XXX	XXX	XXX		XXX	XXX
12. Totals												

NONE

ANNUAL STATEMENT FOR THE YEAR 2021 OF THE FACTORY MUTUAL INSURANCE COMPANY
SCHEDULE P - PART 2I - SPECIAL PROPERTY (FIRE, ALLIED LINES, INLAND MARINE, EARTHQUAKE, BURGLARY, AND THEFT)

Years in Which Losses Were Incurred	INCURRED NET LOSSES AND DEFENSE AND COST CONTAINMENT EXPENSES REPORTED AT YEAR END (\$000 OMITTED)										DEVELOPMENT	
	1 2012	2 2013	3 2014	4 2015	5 2016	6 2017	7 2018	8 2019	9 2020	10 2021	11 One Year	12 Two Year
1. Prior.....	XXX	XXX	XXX	XXX	XXX	XXX	XXX	1,892,422	1,748,756	1,688,803	(59,953)	(203,619)
2. 2020.....	XXX	XXX	XXX	XXX	XXX	XXX	XXX	XXX	1,837,697	1,710,704	(126,993)	XXX
3. 2021.....	XXX	XXX	XXX	XXX	XXX	XXX	XXX	XXX	XXX	1,923,491	XXX	XXX
4. Totals											(186,946)	(203,619)

SCHEDULE P - PART 2J - AUTO PHYSICAL DAMAGE

1. Prior.....	XXX	XXX	XXX	XXX	XXX	XXX	XXX	XXX	XXX	XXX	XXX	XXX
2. 2020.....	XXX	XXX	XXX	XXX	XXX	XXX	XXX	XXX	XXX	XXX	XXX	XXX
3. 2021.....	XXX	XXX	XXX	XXX	XXX	XXX	XXX	XXX	XXX	XXX	XXX	XXX
4. Totals											XXX	XXX

NONE

SCHEDULE P - PART 2K - FIDELITY/SURETY

1. Prior.....	XXX	XXX	XXX	XXX	XXX	XXX	XXX	0	(73)	(232)	(159)	(232)
2. 2020.....	XXX	XXX	XXX	XXX	XXX	XXX	XXX	XXX	0	0	0	XXX
3. 2021.....	XXX	XXX	XXX	XXX	XXX	XXX	XXX	XXX	XXX	0	XXX	XXX
4. Totals											(159)	(232)

SCHEDULE P - PART 2L - OTHER (INCLUDING CREDIT, ACCIDENT AND HEALTH)

1. Prior.....	XXX	XXX	XXX	XXX	XXX	XXX	XXX	XXX	XXX	XXX	XXX	XXX
2. 2020.....	XXX	XXX	XXX	XXX	XXX	XXX	XXX	XXX	XXX	XXX	XXX	XXX
3. 2021.....	XXX	XXX	XXX	XXX	XXX	XXX	XXX	XXX	XXX	XXX	XXX	XXX
4. Totals											XXX	XXX

NONE

SCHEDULE P - PART 2M - INTERNATIONAL

1. Prior.....												
2. 2012.....												
3. 2013.....	XXX											
4. 2014.....	XXX	XXX										
5. 2015.....	XXX	XXX	XXX									
6. 2016.....	XXX	XXX	XXX	XXX								
7. 2017.....	XXX	XXX	XXX	XXX	XXX							
8. 2018.....	XXX	XXX	XXX	XXX	XXX	XXX						
9. 2019.....	XXX	XXX	XXX	XXX	XXX	XXX	XXX					
10. 2020.....	XXX	XXX	XXX	XXX	XXX	XXX	XXX	XXX				XXX
11. 2021.....	XXX	XXX	XXX	XXX	XXX	XXX	XXX	XXX	XXX		XXX	XXX
12. Totals												

NONE

ANNUAL STATEMENT FOR THE YEAR 2021 OF THE FACTORY MUTUAL INSURANCE COMPANY

**SCHEDULE P - PART 2N - REINSURANCE
NONPROPORTIONAL ASSUMED PROPERTY**

Years in Which Losses Were Incurred	INCURRED NET LOSSES AND DEFENSE AND COST CONTAINMENT EXPENSES REPORTED AT YEAR END (\$000 OMITTED)										DEVELOPMENT	
	1 2012	2 2013	3 2014	4 2015	5 2016	6 2017	7 2018	8 2019	9 2020	10 2021	11 One Year	12 Two Year
1. Prior	0	0	0	0	0	0	0	0	0	0	0	0
2. 2012	355,488	355,488	355,488	355,488	355,488	355,488	355,488	355,488	355,488	355,488	0	0
3. 2013	XXX	153,425	153,425	153,425	153,425	153,425	153,425	153,425	153,425	153,425	0	0
4. 2014	XXX	XXX	168,024	168,024	168,024	168,024	168,024	168,024	168,024	168,024	0	0
5. 2015	XXX	XXX	XXX	94,489	94,489	94,489	94,489	94,489	94,489	94,489	0	0
6. 2016	XXX	XXX	XXX	XXX	390,175	390,175	390,175	390,175	390,175	390,175	0	0
7. 2017	XXX	XXX	XXX	XXX	XXX	(26,595)	(26,595)	(26,595)	(26,595)	(26,596)	(1)	(1)
8. 2018	XXX	XXX	XXX	XXX	XXX	XXX	405,186	405,186	405,186	405,187	1	1
9. 2019	XXX	XXX	XXX	XXX	XXX	XXX	XXX	114,967	114,967	114,967	0	0
10. 2020	XXX	XXX	XXX	XXX	XXX	XXX	XXX	XXX	8,158	8,158	0	XXX
11. 2021	XXX	XXX	XXX	XXX	XXX	XXX	XXX	XXX	XXX	96,920	XXX	XXX
12. Totals											0	0

**SCHEDULE P - PART 2O - REINSURANCE
NONPROPORTIONAL ASSUMED LIABILITY**

1. Prior	325,960	408,957	408,980	483,753	490,237	524,431	524,394	524,344	517,934	515,321	(2,613)	(9,023)
2. 2012	0	0	0	0	0	0	0	0	0	0	0	0
3. 2013	XXX	0	0	0	0	0	0	0	0	0	0	0
4. 2014	XXX	XXX	0	0	0	0	0	0	0	0	0	0
5. 2015	XXX	XXX	XXX	0	0	0	0	0	0	0	0	0
6. 2016	XXX	XXX	XXX	XXX	0	0	0	0	0	0	0	0
7. 2017	XXX	XXX	XXX	XXX	XXX	0	0	0	0	0	0	0
8. 2018	XXX	XXX	XXX	XXX	XXX	XXX	0	0	0	0	0	0
9. 2019	XXX	XXX	XXX	XXX	XXX	XXX	XXX	0	0	0	0	0
10. 2020	XXX	XXX	XXX	XXX	XXX	XXX	XXX	XXX	0	0	0	XXX
11. 2021	XXX	XXX	XXX	XXX	XXX	XXX	XXX	XXX	XXX	0	XXX	XXX
12. Totals											(2,613)	(9,023)

**SCHEDULE P - PART 2P - REINSURANCE
NONPROPORTIONAL ASSUMED FINANCIAL LINES**

1. Prior												
2. 2012												
3. 2013	XXX											
4. 2014	XXX	XXX										
5. 2015	XXX	XXX	XXX									
6. 2016	XXX	XXX	XXX	XXX								
7. 2017	XXX	XXX	XXX	XXX	XXX							
8. 2018	XXX	XXX	XXX	XXX	XXX	XXX						
9. 2019	XXX	XXX	XXX	XXX	XXX	XXX	XXX					
10. 2020	XXX	XXX	XXX	XXX	XXX	XXX	XXX	XXX				XXX
11. 2021	XXX	XXX	XXX	XXX	XXX	XXX	XXX	XXX	XXX		XXX	XXX
12. Totals												

**ANNUAL STATEMENT FOR THE YEAR 2021 OF THE FACTORY MUTUAL INSURANCE COMPANY
SCHEDULE P - PART 2R - SECTION 1 - PRODUCTS LIABILITY - OCCURRENCE**

Years in Which Losses Were Incurred	INCURRED NET LOSSES AND DEFENSE AND COST CONTAINMENT EXPENSES REPORTED AT YEAR END (\$000 OMITTED)										DEVELOPMENT	
	1 2012	2 2013	3 2014	4 2015	5 2016	6 2017	7 2018	8 2019	9 2020	10 2021	11 One Year	12 Two Year
1. Prior	0	37	37	37	37	37	37	37	37	37	0	0
2. 2012	0	0	0	0	0	0	0	0	0	0	0	0
3. 2013	XXX	0	0	0	0	0	0	0	0	0	0	0
4. 2014	XXX	XXX	0	0	0	0	0	0	0	0	0	0
5. 2015	XXX	XXX	XXX	0	0	0	0	0	0	0	0	0
6. 2016	XXX	XXX	XXX	XXX	0	0	0	0	0	0	0	0
7. 2017	XXX	XXX	XXX	XXX	XXX	0	0	0	0	0	0	0
8. 2018	XXX	XXX	XXX	XXX	XXX	XXX	0	0	0	0	0	0
9. 2019	XXX	XXX	XXX	XXX	XXX	XXX	XXX	0	0	0	0	0
10. 2020	XXX	XXX	XXX	XXX	XXX	XXX	XXX	XXX	0	0	0	XXX
11. 2021	XXX	XXX	XXX	XXX	XXX	XXX	XXX	XXX	XXX	0	XXX	XXX
12. Totals											0	0

SCHEDULE P - PART 2R - SECTION 2 - PRODUCTS LIABILITY - CLAIMS-MADE

1. Prior												
2. 2012												
3. 2013	XXX											
4. 2014	XXX	XXX										
5. 2015	XXX	XXX	XXX									
6. 2016	XXX	XXX	XXX	XXX								
7. 2017	XXX	XXX	XXX	XXX	XXX							
8. 2018	XXX	XXX	XXX	XXX	XXX	XXX						
9. 2019	XXX	XXX	XXX	XXX	XXX	XXX	XXX					
10. 2020	XXX	XXX	XXX	XXX	XXX	XXX	XXX	XXX				XXX
11. 2021	XXX	XXX	XXX	XXX	XXX	XXX	XXX	XXX	XXX		XXX	XXX
12. Totals												

SCHEDULE P - PART 2S - FINANCIAL GUARANTY/MORTGAGE GUARANTY

1. Prior	XXX	XXX	XXX	XXX	XXX	XXX	XXX	XXX	XXX			
2. 2020	XXX	XXX	XXX	XXX	XXX	XXX	XXX	XXX	XXX			XXX
3. 2021	XXX	XXX	XXX	XXX	XXX	XXX	XXX	XXX	XXX	XXX	XXX	XXX
4. Totals												

SCHEDULE P - PART 2T - WARRANTY

1. Prior	XXX	XXX	XXX	XXX	XXX	XXX	XXX	XXX	XXX			
2. 2020	XXX	XXX	XXX	XXX	XXX	XXX	XXX	XXX	XXX			XXX
3. 2021	XXX	XXX	XXX	XXX	XXX	XXX	XXX	XXX	XXX	XXX	XXX	XXX
4. Totals												

ANNUAL STATEMENT FOR THE YEAR 2021 OF THE FACTORY MUTUAL INSURANCE COMPANY

SCHEDULE P - PART 3A - HOMEOWNERS/FAROWNERS

Years in Which Losses Were Incurred	CUMULATIVE PAID NET LOSSES AND DEFENSE AND COST CONTAINMENT EXPENSES REPORTED AT YEAR END (\$000 OMITTED)										11 Number of Claims Closed With Loss Payment	12 Number of Claims Closed Without Loss Payment	
	1	2	3	4	5	6	7	8	9	10			
	2012	2013	2014	2015	2016	2017	2018	2019	2020	2021			
1. Prior	.000												
2. 2012													
3. 2013	XXX												
4. 2014	XXX	XXX											
5. 2015	XXX	XXX	XXX										
6. 2016	XXX	XXX	XXX	XXX									
7. 2017	XXX	XXX	XXX	XXX	XXX								
8. 2018	XXX	XXX	XXX	XXX	XXX	XXX							
9. 2019	XXX	XXX	XXX	XXX	XXX	XXX	XXX						
10. 2020	XXX	XXX	XXX	XXX	XXX	XXX	XXX	XXX					
11. 2021	XXX	XXX	XXX	XXX	XXX	XXX	XXX	XXX	XXX	XXX			

NONE

SCHEDULE P - PART 3B - PRIVATE PASSENGER AUTO LIABILITY/MEDICAL

1. Prior	.000												
2. 2012													
3. 2013	XXX												
4. 2014	XXX	XXX											
5. 2015	XXX	XXX	XXX										
6. 2016	XXX	XXX	XXX	XXX									
7. 2017	XXX	XXX	XXX	XXX	XXX								
8. 2018	XXX	XXX	XXX	XXX	XXX	XXX							
9. 2019	XXX	XXX	XXX	XXX	XXX	XXX	XXX						
10. 2020	XXX	XXX	XXX	XXX	XXX	XXX	XXX	XXX					
11. 2021	XXX	XXX	XXX	XXX	XXX	XXX	XXX	XXX	XXX	XXX			

NONE

SCHEDULE P - PART 3C - COMMERCIAL AUTO/TRUCK LIABILITY/MEDICAL

1. Prior	.000												
2. 2012													
3. 2013	XXX												
4. 2014	XXX	XXX											
5. 2015	XXX	XXX	XXX										
6. 2016	XXX	XXX	XXX	XXX									
7. 2017	XXX	XXX	XXX	XXX	XXX								
8. 2018	XXX	XXX	XXX	XXX	XXX	XXX							
9. 2019	XXX	XXX	XXX	XXX	XXX	XXX	XXX						
10. 2020	XXX	XXX	XXX	XXX	XXX	XXX	XXX	XXX					
11. 2021	XXX	XXX	XXX	XXX	XXX	XXX	XXX	XXX	XXX	XXX			

NONE

SCHEDULE P - PART 3D - WORKERS' COMPENSATION (EXCLUDING EXCESS WORKERS' COMPENSATION)

1. Prior	.000	12	18	22	32	64	115	127	132	134	.0	.0
2. 2012	.0	.0	.0	.0	.0	.0	.0	.0	.0	.0	.0	.0
3. 2013	XXX	.0	.0	.0	.0	.0	.0	.0	.0	.0	.0	.0
4. 2014	XXX	XXX	.0	.0	.0	.0	.0	.0	.0	.0	.0	.0
5. 2015	XXX	XXX	XXX	.0	.0	.0	.0	.0	.0	.0	.0	.0
6. 2016	XXX	XXX	XXX	XXX	.0	.0	.0	.0	.0	.0	.0	.0
7. 2017	XXX	XXX	XXX	XXX	XXX	.0	.0	.0	.0	.0	.0	.0
8. 2018	XXX	XXX	XXX	XXX	XXX	XXX	.0	.0	.0	.0	.0	.0
9. 2019	XXX	XXX	XXX	XXX	XXX	XXX	XXX	.0	.0	.0	.0	.0
10. 2020	XXX	XXX	XXX	XXX	XXX	XXX	XXX	XXX	.0	.0	.0	.0
11. 2021	XXX	XXX	XXX	XXX	XXX	XXX	XXX	XXX	XXX	XXX	.0	.0

SCHEDULE P - PART 3E - COMMERCIAL MULTIPLE PERIL

1. Prior	.000												
2. 2012													
3. 2013	XXX												
4. 2014	XXX	XXX											
5. 2015	XXX	XXX	XXX										
6. 2016	XXX	XXX	XXX	XXX									
7. 2017	XXX	XXX	XXX	XXX	XXX								
8. 2018	XXX	XXX	XXX	XXX	XXX	XXX							
9. 2019	XXX	XXX	XXX	XXX	XXX	XXX	XXX						
10. 2020	XXX	XXX	XXX	XXX	XXX	XXX	XXX	XXX					
11. 2021	XXX	XXX	XXX	XXX	XXX	XXX	XXX	XXX	XXX	XXX			

NONE

ANNUAL STATEMENT FOR THE YEAR 2021 OF THE FACTORY MUTUAL INSURANCE COMPANY

SCHEDULE P - PART 3F - SECTION 1 - MEDICAL PROFESSIONAL LIABILITY - OCCURRENCE

Years in Which Losses Were Incurred	CUMULATIVE PAID NET LOSSES AND DEFENSE AND COST CONTAINMENT EXPENSES REPORTED AT YEAR END (\$000 OMITTED)										11 Number of Claims Closed With Loss Payment	12 Number of Claims Closed Without Loss Payment	
	1	2	3	4	5	6	7	8	9	10			
	2012	2013	2014	2015	2016	2017	2018	2019	2020	2021			
1. Prior	.000												
2. 2012													
3. 2013	XXX												
4. 2014	XXX	XXX											
5. 2015	XXX	XXX	XXX										
6. 2016	XXX	XXX	XXX	XXX									
7. 2017	XXX	XXX	XXX	XXX	XXX								
8. 2018	XXX	XXX	XXX	XXX	XXX	XXX							
9. 2019	XXX	XXX	XXX	XXX	XXX	XXX	XXX						
10. 2020	XXX	XXX	XXX	XXX	XXX	XXX	XXX	XXX					
11. 2021	XXX	XXX	XXX	XXX	XXX	XXX	XXX	XXX	XXX				

NONE

SCHEDULE P - PART 3F - SECTION 2 - MEDICAL PROFESSIONAL LIABILITY - CLAIMS-MADE

1. Prior	.000												
2. 2012													
3. 2013	XXX												
4. 2014	XXX	XXX											
5. 2015	XXX	XXX	XXX										
6. 2016	XXX	XXX	XXX	XXX									
7. 2017	XXX	XXX	XXX	XXX	XXX								
8. 2018	XXX	XXX	XXX	XXX	XXX	XXX							
9. 2019	XXX	XXX	XXX	XXX	XXX	XXX	XXX						
10. 2020	XXX	XXX	XXX	XXX	XXX	XXX	XXX	XXX					
11. 2021	XXX	XXX	XXX	XXX	XXX	XXX	XXX	XXX	XXX				

NONE

SCHEDULE P - PART 3G - SPECIAL LIABILITY (OCEAN MARINE, AIRCRAFT (ALL PERILS), BOILER AND MACHINERY)

1. Prior	.000	32,022	59,626	96,479	119,006	117,594	122,234	122,904	120,324	122,590	XXX	XXX
2. 2012	103,138	245,515	276,927	284,243	287,248	284,623	284,653	284,718	283,891	283,639	XXX	XXX
3. 2013	XXX	80,821	186,971	202,753	205,040	206,360	205,372	205,378	205,515	206,546	XXX	XXX
4. 2014	XXX	XXX	67,608	185,395	213,106	219,607	222,423	220,384	229,392	229,384	XXX	XXX
5. 2015	XXX	XXX	XXX	51,994	144,927	159,769	159,674	159,671	160,576	170,675	XXX	XXX
6. 2016	XXX	XXX	XXX	XXX	122,407	291,535	337,323	350,898	355,057	352,898	XXX	XXX
7. 2017	XXX	XXX	XXX	XXX	XXX	143,611	287,537	318,413	321,787	328,240	XXX	XXX
8. 2018	XXX	XXX	XXX	XXX	XXX	XXX	238,521	494,262	527,481	535,040	XXX	XXX
9. 2019	XXX	XXX	XXX	XXX	XXX	XXX	XXX	93,170	303,679	321,479	XXX	XXX
10. 2020	XXX	XXX	XXX	XXX	XXX	XXX	XXX	XXX	413,078	571,823	XXX	XXX
11. 2021	XXX	XXX	XXX	XXX	XXX	XXX	XXX	XXX	93,569	93,569	XXX	XXX

SCHEDULE P - PART 3H - SECTION 1 - OTHER LIABILITY - OCCURRENCE

1. Prior	.000	4,396	11,246	17,554	23,063	24,373	25,905	25,610	27,361	29,709	0	0
2. 2012	0	0	0	0	0	0	0	0	0	0	0	0
3. 2013	XXX	0	0	0	0	0	0	0	0	0	0	0
4. 2014	XXX	XXX	0	0	0	0	0	0	0	0	0	0
5. 2015	XXX	XXX	XXX	0	0	0	0	0	0	0	0	0
6. 2016	XXX	XXX	XXX	XXX	0	0	0	0	0	0	0	0
7. 2017	XXX	XXX	XXX	XXX	XXX	0	0	0	0	0	0	0
8. 2018	XXX	XXX	XXX	XXX	XXX	XXX	0	0	0	0	0	0
9. 2019	XXX	XXX	XXX	XXX	XXX	XXX	XXX	0	0	0	0	0
10. 2020	XXX	XXX	XXX	XXX	XXX	XXX	XXX	XXX	0	0	0	0
11. 2021	XXX	XXX	XXX	XXX	XXX	XXX	XXX	XXX	XXX	0	0	0

SCHEDULE P - PART 3H - SECTION 2 - OTHER LIABILITY - CLAIMS-MADE

1. Prior	.000												
2. 2012													
3. 2013	XXX												
4. 2014	XXX	XXX											
5. 2015	XXX	XXX	XXX										
6. 2016	XXX	XXX	XXX	XXX									
7. 2017	XXX	XXX	XXX	XXX	XXX								
8. 2018	XXX	XXX	XXX	XXX	XXX	XXX							
9. 2019	XXX	XXX	XXX	XXX	XXX	XXX	XXX						
10. 2020	XXX	XXX	XXX	XXX	XXX	XXX	XXX	XXX					
11. 2021	XXX	XXX	XXX	XXX	XXX	XXX	XXX	XXX	XXX				

NONE

ANNUAL STATEMENT FOR THE YEAR 2021 OF THE FACTORY MUTUAL INSURANCE COMPANY
**SCHEDULE P - PART 3I - SPECIAL PROPERTY (FIRE, ALLIED LINES, INLAND MARINE,
 EARTHQUAKE, BURGLARY, AND THEFT)**

Years in Which Losses Were Incurred	CUMULATIVE PAID NET LOSSES AND DEFENSE AND COST CONTAINMENT EXPENSES REPORTED AT YEAR END (\$000 OMITTED)										11 Number of Claims Closed With Loss Payment	12 Number of Claims Closed Without Loss Payment
	1	2	3	4	5	6	7	8	9	10		
	2012	2013	2014	2015	2016	2017	2018	2019	2020	2021		
1. Prior	XXX	XXX	XXX	XXX	XXX	XXX	XXX	.000	1,224,157	1,472,942	XXX	XXX
2. 2020	XXX	XXX	XXX	XXX	XXX	XXX	XXX	XXX	579,178	1,376,452	XXX	XXX
3. 2021	XXX	XXX	XXX	XXX	XXX	XXX	XXX	XXX	XXX	361,467	XXX	XXX

SCHEDULE P - PART 3J - AUTO PHYSICAL DAMAGE

1. Prior	XXX	XXX	XXX	XXX	XXX	XXX	XXX	.000				
2. 2020	XXX	XXX	XXX	XXX	XXX	XXX	XXX	XXX				
3. 2021	XXX	XXX	XXX	XXX	XXX	XXX	XXX	XXX	XXX			

NONE

SCHEDULE P - PART 3K - FIDELITY/SURETY

1. Prior	XXX	XXX	XXX	XXX	XXX	XXX	XXX	.000	(73)	(232)	XXX	XXX
2. 2020	XXX	XXX	XXX	XXX	XXX	XXX	XXX	XXX	.0	.0	XXX	XXX
3. 2021	XXX	XXX	XXX	XXX	XXX	XXX	XXX	XXX	XXX	0	XXX	XXX

SCHEDULE P - PART 3L - OTHER (INCLUDING CREDIT, ACCIDENT AND HEALTH)

1. Prior	XXX	XXX	XXX	XXX	XXX	XXX	XXX	.000			XXX	XXX
2. 2020	XXX	XXX	XXX	XXX	XXX	XXX	XXX	XXX			XXX	XXX
3. 2021	XXX	XXX	XXX	XXX	XXX	XXX	XXX	XXX	XXX		XXX	XXX

NONE

SCHEDULE P - PART 3M - INTERNATIONAL

1. Prior	.000										XXX	XXX
2. 2012											XXX	XXX
3. 2013	XXX										XXX	XXX
4. 2014	XXX	XXX									XXX	XXX
5. 2015	XXX	XXX	XXX								XXX	XXX
6. 2016	XXX	XXX	XXX	XXX							XXX	XXX
7. 2017	XXX	XXX	XXX	XXX	XXX						XXX	XXX
8. 2018	XXX	XXX	XXX	XXX	XXX	XXX					XXX	XXX
9. 2019	XXX	XXX	XXX	XXX	XXX	XXX	XXX				XXX	XXX
10. 2020	XXX	XXX	XXX	XXX	XXX	XXX	XXX	XXX			XXX	XXX
11. 2021	XXX	XXX	XXX	XXX	XXX	XXX	XXX	XXX	XXX		XXX	XXX

NONE

ANNUAL STATEMENT FOR THE YEAR 2021 OF THE FACTORY MUTUAL INSURANCE COMPANY

**SCHEDULE P - PART 3N - REINSURANCE
NONPROPORTIONAL ASSUMED PROPERTY**

Years in Which Losses Were Incurred	CUMULATIVE PAID NET LOSSES AND DEFENSE AND COST CONTAINMENT EXPENSES REPORTED AT YEAR END (\$000 OMITTED)										11 Number of Claims Closed With Loss Payment	12 Number of Claims Closed Without Loss Payment
	1	2	3	4	5	6	7	8	9	10		
	2012	2013	2014	2015	2016	2017	2018	2019	2020	2021		
1. Prior	.000	0	0	0	0	0	0	0	0	0	XXX	XXX
2. 2012	355,488	355,488	355,488	355,488	355,488	355,488	355,488	355,488	355,488	355,488	XXX	XXX
3. 2013	XXX	153,425	153,425	153,425	153,425	153,425	153,425	153,425	153,425	153,425	XXX	XXX
4. 2014	XXX	XXX	168,024	168,024	168,024	168,024	168,024	168,024	168,024	168,024	XXX	XXX
5. 2015	XXX	XXX	XXX	94,489	94,489	94,489	94,489	94,489	94,489	94,489	XXX	XXX
6. 2016	XXX	XXX	XXX	XXX	390,175	390,175	390,175	390,175	390,175	390,175	XXX	XXX
7. 2017	XXX	XXX	XXX	XXX	XXX	(26,595)	(26,595)	(26,595)	(26,595)	(26,596)	XXX	XXX
8. 2018	XXX	XXX	XXX	XXX	XXX	XXX	405,186	405,186	405,186	405,187	XXX	XXX
9. 2019	XXX	XXX	XXX	XXX	XXX	XXX	XXX	114,967	114,967	114,967	XXX	XXX
10. 2020	XXX	XXX	XXX	XXX	XXX	XXX	XXX	XXX	8,158	8,158	XXX	XXX
11. 2021	XXX	XXX	XXX	XXX	XXX	XXX	XXX	XXX	XXX	96,920	XXX	XXX

**SCHEDULE P - PART 3O - REINSURANCE
NONPROPORTIONAL ASSUMED LIABILITY**

1. Prior	.000	18,777	46,016	66,376	97,548	121,747	143,504	160,128	170,194	186,543	XXX	XXX
2. 2012	0	0	0	0	0	0	0	0	0	0	XXX	XXX
3. 2013	XXX	0	0	0	0	0	0	0	0	0	XXX	XXX
4. 2014	XXX	XXX	0	0	0	0	0	0	0	0	XXX	XXX
5. 2015	XXX	XXX	XXX	0	0	0	0	0	0	0	XXX	XXX
6. 2016	XXX	XXX	XXX	XXX	0	0	0	0	0	0	XXX	XXX
7. 2017	XXX	XXX	XXX	XXX	XXX	0	0	0	0	0	XXX	XXX
8. 2018	XXX	XXX	XXX	XXX	XXX	XXX	0	0	0	0	XXX	XXX
9. 2019	XXX	XXX	XXX	XXX	XXX	XXX	XXX	0	0	0	XXX	XXX
10. 2020	XXX	XXX	XXX	XXX	XXX	XXX	XXX	XXX	0	0	XXX	XXX
11. 2021	XXX	XXX	XXX	XXX	XXX	XXX	XXX	XXX	XXX	0	XXX	XXX

**SCHEDULE P - PART 3P - REINSURANCE
NONPROPORTIONAL ASSUMED FINANCIAL LINES**

1. Prior	.000										XXX	XXX
2. 2012											XXX	XXX
3. 2013	XXX										XXX	XXX
4. 2014	XXX	XXX									XXX	XXX
5. 2015	XXX	XXX	XXX								XXX	XXX
6. 2016	XXX	XXX	XXX	XXX							XXX	XXX
7. 2017	XXX	XXX	XXX	XXX	XXX						XXX	XXX
8. 2018	XXX	XXX	XXX	XXX	XXX	XXX					XXX	XXX
9. 2019	XXX	XXX	XXX	XXX	XXX	XXX	XXX				XXX	XXX
10. 2020	XXX	XXX	XXX	XXX	XXX	XXX	XXX	XXX			XXX	XXX
11. 2021	XXX	XXX	XXX	XXX	XXX	XXX	XXX	XXX	XXX	XXX	XXX	XXX

NONE

ANNUAL STATEMENT FOR THE YEAR 2021 OF THE FACTORY MUTUAL INSURANCE COMPANY
SCHEDULE P - PART 3R - SECTION 1 - PRODUCTS LIABILITY - OCCURRENCE

Years in Which Losses Were Incurred	CUMULATIVE PAID NET LOSSES AND DEFENSE AND COST CONTAINMENT EXPENSES REPORTED AT YEAR END (\$000 OMITTED)										11 Number of Claims Closed With Loss Payment	12 Number of Claims Closed Without Loss Payment
	1	2	3	4	5	6	7	8	9	10		
	2012	2013	2014	2015	2016	2017	2018	2019	2020	2021		
1. Prior.....	.000	.37	.37	.37	.37	.37	.37	.37	.37	.37	0	0
2. 2012.....	.0	.0	.0	.0	.0	.0	.0	.0	.0	.0	0	0
3. 2013.....	XXX	.0	.0	.0	.0	.0	.0	.0	.0	.0	0	0
4. 2014.....	XXX	XXX	.0	.0	.0	.0	.0	.0	.0	.0	0	0
5. 2015.....	XXX	XXX	XXX	.0	.0	.0	.0	.0	.0	.0	0	0
6. 2016.....	XXX	XXX	XXX	XXX	.0	.0	.0	.0	.0	.0	0	0
7. 2017.....	XXX	XXX	XXX	XXX	XXX	.0	.0	.0	.0	.0	0	0
8. 2018.....	XXX	XXX	XXX	XXX	XXX	XXX	.0	.0	.0	.0	0	0
9. 2019.....	XXX	XXX	XXX	XXX	XXX	XXX	XXX	.0	.0	.0	0	0
10. 2020.....	XXX	XXX	XXX	XXX	XXX	XXX	XXX	XXX	.0	.0	0	0
11. 2021.....	XXX	XXX	XXX	XXX	XXX	XXX	XXX	XXX	XXX	0	0	0

SCHEDULE P - PART 3R - SECTION 2 - PRODUCTS LIABILITY - CLAIMS-MADE

1. Prior.....	.000											
2. 2012.....												
3. 2013.....	XXX											
4. 2014.....	XXX	XXX										
5. 2015.....	XXX	XXX	XXX									
6. 2016.....	XXX	XXX	XXX	XXX								
7. 2017.....	XXX	XXX	XXX	XXX	XXX							
8. 2018.....	XXX	XXX	XXX	XXX	XXX	XXX						
9. 2019.....	XXX	XXX	XXX	XXX	XXX	XXX	XXX					
10. 2020.....	XXX	XXX	XXX	XXX	XXX	XXX	XXX	XXX				
11. 2021.....	XXX	XXX	XXX	XXX	XXX	XXX	XXX	XXX	XXX			

NONE

SCHEDULE P - PART 3S - FINANCIAL GUARANTY/MORTGAGE GUARANTY

1. Prior.....	XXX	XXX	XXX	XXX	XXX	XXX	XXX	XXX	XXX	XXX	XXX	XXX
2. 2020.....	XXX	XXX	XXX	XXX	XXX	XXX	XXX	XXX	XXX	XXX	XXX	XXX
3. 2021.....	XXX	XXX	XXX	XXX	XXX	XXX	XXX	XXX	XXX	XXX	XXX	XXX

NONE

SCHEDULE P - PART 3T - WARRANTY

1. Prior.....	XXX	XXX	XXX	XXX	XXX	XXX	XXX	XXX	XXX	XXX	XXX	XXX
2. 2020.....	XXX	XXX	XXX	XXX	XXX	XXX	XXX	XXX	XXX	XXX	XXX	XXX
3. 2021.....	XXX	XXX	XXX	XXX	XXX	XXX	XXX	XXX	XXX	XXX	XXX	XXX

NONE

ANNUAL STATEMENT FOR THE YEAR 2021 OF THE FACTORY MUTUAL INSURANCE COMPANY

SCHEDULE P - PART 4A - HOMEOWNERS/FAROWNERS

Years in Which Losses Were Incurred	BULK AND IBNR RESERVES ON NET LOSSES AND DEFENSE AND COST CONTAINMENT EXPENSES REPORTED AT YEAR END (\$000 OMITTED)									
	1	2	3	4	5	6	7	8	9	10
	2012	2013	2014	2015	2016	2017	2018	2019	2020	2021
1. Prior.....										
2. 2012.....										
3. 2013.....	XXX									
4. 2014.....	XXX	XXX								
5. 2015.....	XXX	XXX	XX							
6. 2016.....	XXX	XXX	XX	XX						
7. 2017.....	XXX	XXX	XX	XXX	XXX					
8. 2018.....	XXX	XXX	XXX	XXX	XXX	XXX				
9. 2019.....	XXX	XXX	XXX	XXX	XXX	XXX	XXX			
10. 2020.....	XXX	XXX	XXX	XXX	XXX	XXX	XXX	XXX		
11. 2021.....	XXX	XXX	XXX	XXX	XXX	XXX	XXX	XXX	XXX	

SCHEDULE P - PART 4B - PRIVATE PASSENGER AUTO LIABILITY/MEDICAL

1. Prior.....										
2. 2012.....										
3. 2013.....	XXX									
4. 2014.....	XXX	XXX								
5. 2015.....	XXX	XXX	XXX							
6. 2016.....	XXX	XXX	XX	XXX						
7. 2017.....	XXX	XXX	XX	XXX	XXX					
8. 2018.....	XXX	XXX	XX	XXX	XXX	XXX				
9. 2019.....	XXX	XXX	XX	XXX	XXX	XXX	XXX			
10. 2020.....	XXX	XXX	XXX	XXX	XXX	XXX	XXX	XXX		
11. 2021.....	XXX	XXX	XXX	XXX	XXX	XXX	XXX	XXX	XXX	

SCHEDULE P - PART 4C - COMMERCIAL AUTO/TRUCK LIABILITY/MEDICAL

1. Prior.....										
2. 2012.....										
3. 2013.....	XXX									
4. 2014.....	XXX	XXX								
5. 2015.....	XXX	XXX	XXX							
6. 2016.....	XXX	XXX	XX	XXX						
7. 2017.....	XXX	XXX	XX	XXX	XXX					
8. 2018.....	XXX	XXX	XX	XXX	XXX	XXX				
9. 2019.....	XXX	XXX	XX	XXX	XXX	XXX	XXX			
10. 2020.....	XXX	XXX	XXX	XXX	XXX	XXX	XXX	XXX		
11. 2021.....	XXX	XXX	XXX	XXX	XXX	XXX	XXX	XXX	XXX	

**SCHEDULE P - PART 4D - WORKERS' COMPENSATION
(EXCLUDING EXCESS WORKERS' COMPENSATION)**

1. Prior.....	0	0	0	218	373	385	374	400	404	360
2. 2012.....	0	0	0	0	0	0	0	0	0	0
3. 2013.....	XXX	0	0	0	0	0	0	0	0	0
4. 2014.....	XXX	XXX	0	0	0	0	0	0	0	0
5. 2015.....	XXX	XXX	XXX	0	0	0	0	0	0	0
6. 2016.....	XXX	XXX	XXX	XXX	0	0	0	0	0	0
7. 2017.....	XXX	XXX	XXX	XXX	XXX	0	0	0	0	0
8. 2018.....	XXX	XXX	XXX	XXX	XXX	XXX	0	0	0	0
9. 2019.....	XXX	XXX	XXX	XXX	XXX	XXX	XXX	0	0	0
10. 2020.....	XXX	XXX	XXX	XXX	XXX	XXX	XXX	XXX	0	0
11. 2021.....	XXX	XXX	XXX	XXX	XXX	XXX	XXX	XXX	XXX	0

SCHEDULE P - PART 4E - COMMERCIAL MULTIPLE PERIL

1. Prior.....										
2. 2012.....										
3. 2013.....	XXX									
4. 2014.....	XXX	XXX								
5. 2015.....	XXX	XXX	XXX							
6. 2016.....	XXX	XXX	XX	XXX						
7. 2017.....	XXX	XXX	XX	XXX	XXX					
8. 2018.....	XXX	XXX	XX	XXX	XXX	XXX				
9. 2019.....	XXX	XXX	XX	XXX	XXX	XXX	XXX			
10. 2020.....	XXX	XXX	XXX	XXX	XXX	XXX	XXX	XXX		
11. 2021.....	XXX	XXX	XXX	XXX	XXX	XXX	XXX	XXX	XXX	

ANNUAL STATEMENT FOR THE YEAR 2021 OF THE FACTORY MUTUAL INSURANCE COMPANY

SCHEDULE P - PART 4F - SECTION 1 - MEDICAL PROFESSIONAL LIABILITY - OCCURRENCE

Years in Which Losses Were Incurred	BULK AND IBNR RESERVES ON NET LOSSES AND DEFENSE AND COST CONTAINMENT EXPENSES REPORTED AT YEAR END (\$000 OMITTED)									
	1	2	3	4	5	6	7	8	9	10
	2012	2013	2014	2015	2016	2017	2018	2019	2020	2021
1. Prior										
2. 2012										
3. 2013	XXX									
4. 2014	XXX	XXX								
5. 2015	XXX	XXX	XXX							
6. 2016	XXX	XXX	XXX	XXX						
7. 2017	XXX	XXX	XXX	XXX	XXX					
8. 2018	XXX	XXX	XXX	XXX	XXX	XXX				
9. 2019	XXX	XXX	XXX	XXX	XXX	XXX	XXX			
10. 2020	XXX	XXX	XXX	XXX	XXX	XXX	XXX	XXX		
11. 2021	XXX	XXX	XXX	XXX	XXX	XXX	XXX	XXX	XXX	

NONE

SCHEDULE P - PART 4F - SECTION 2 - MEDICAL PROFESSIONAL LIABILITY - CLAIMS-MADE

1. Prior										
2. 2012										
3. 2013	XXX									
4. 2014	XXX	XXX								
5. 2015	XXX	XXX	XXX							
6. 2016	XXX	XXX	XXX	XXX						
7. 2017	XXX	XXX	XXX	XXX	XXX					
8. 2018	XXX	XXX	XXX	XXX	XXX	XXX				
9. 2019	XXX	XXX	XXX	XXX	XXX	XXX	XXX			
10. 2020	XXX	XXX	XXX	XXX	XXX	XXX	XXX	XXX		
11. 2021	XXX	XXX	XXX	XXX	XXX	XXX	XXX	XXX	XXX	

NONE

SCHEDULE P - PART 4G - SPECIAL LIABILITY (OCEAN MARINE, AIRCRAFT (ALL PERILS), BOILER AND MACHINERY)

1. Prior	33,657	18,743	34,550	33,956	38,984	38,463	42,232	39,117	38,181	40,595
2. 2012	20,213	10,610	4,224	3,352	6,461	1,587	357	106	65	28
3. 2013	XXX	17,472	10,510	2,520	4,393	1,736	1,412	132	0	0
4. 2014	XXX	XXX	13,208	5,049	7,598	2,951	3,049	267	114	53
5. 2015	XXX	XXX	XXX	13,629	13,924	4,109	3,813	1,475	403	51
6. 2016	XXX	XXX	XXX	XXX	20,977	6,097	3,771	1,236	608	117
7. 2017	XXX	XXX	XXX	XXX	XXX	10,904	4,947	1,941	971	439
8. 2018	XXX	XXX	XXX	XXX	XXX	XXX	22,679	2,853	446	743
9. 2019	XXX	XXX	XXX	XXX	XXX	XXX	XXX	7,923	195	828
10. 2020	XXX	XXX	XXX	XXX	XXX	XXX	XXX	XXX	7,148	2,199
11. 2021	XXX	XXX	XXX	XXX	XXX	XXX	XXX	XXX	XXX	4,712

SCHEDULE P - PART 4H - SECTION 1 - OTHER LIABILITY - OCCURRENCE

1. Prior	83,689	167,508	130,337	126,790	119,503	128,353	123,590	125,393	133,979	129,885
2. 2012	0	0	0	0	0	0	0	0	0	0
3. 2013	XXX	0	0	0	0	0	0	0	0	0
4. 2014	XXX	XXX	0	0	0	0	0	0	0	0
5. 2015	XXX	XXX	XXX	0	0	0	0	0	0	0
6. 2016	XXX	XXX	XXX	XXX	0	0	0	0	0	0
7. 2017	XXX	XXX	XXX	XXX	XXX	0	0	0	0	0
8. 2018	XXX	XXX	XXX	XXX	XXX	XXX	0	0	0	0
9. 2019	XXX	XXX	XXX	XXX	XXX	XXX	XXX	0	0	0
10. 2020	XXX	XXX	XXX	XXX	XXX	XXX	XXX	XXX	0	0
11. 2021	XXX	XXX	XXX	XXX	XXX	XXX	XXX	XXX	XXX	0

SCHEDULE P - PART 4H - SECTION 2 - OTHER LIABILITY - CLAIMS-MADE

1. Prior										
2. 2012										
3. 2013	XXX									
4. 2014	XXX	XXX								
5. 2015	XXX	XXX	XXX							
6. 2016	XXX	XXX	XXX	XXX						
7. 2017	XXX	XXX	XXX	XXX	XXX					
8. 2018	XXX	XXX	XXX	XXX	XXX	XXX				
9. 2019	XXX	XXX	XXX	XXX	XXX	XXX	XXX			
10. 2020	XXX	XXX	XXX	XXX	XXX	XXX	XXX	XXX		
11. 2021	XXX	XXX	XXX	XXX	XXX	XXX	XXX	XXX	XXX	

NONE

ANNUAL STATEMENT FOR THE YEAR 2021 OF THE FACTORY MUTUAL INSURANCE COMPANY
**SCHEDULE P - PART 4I - SPECIAL PROPERTY (FIRE, ALLIED LINES, INLAND MARINE,
 EARTHQUAKE, BURGLARY, AND THEFT)**

Years in Which Losses Were Incurred	BULK AND IBNR RESERVES ON NET LOSSES AND DEFENSE AND COST CONTAINMENT EXPENSES REPORTED AT YEAR END (\$000 OMITTED)									
	1	2	3	4	5	6	7	8	9	10
	2012	2013	2014	2015	2016	2017	2018	2019	2020	2021
1. Prior	XXX	XXX	XXX	XXX	XXX	XXX	XXX	248,266	93,202	26,798
2. 2020	XXX	XXX	XXX	XXX	XXX	XXX	XXX	XXX	116,653	43,402
3. 2021	XXX	XXX	XXX	XXX	XXX	XXX	XXX	XXX	XXX	115,983

SCHEDULE P - PART 4J - ALLIED PHYSICAL DAMAGE

1. Prior	XXX	XXX	XXX	XXX	XXX	XXX	XXX	XXX	XXX	XXX
2. 2020	XXX	XXX	XXX	XXX	XXX	XXX	XXX	XXX	XXX	XXX
3. 2021	XXX	XXX	XXX	XXX	XXX	XXX	XXX	XXX	XXX	XXX

SCHEDULE P - PART 4K - FIDELITY/SURETY

1. Prior	XXX	XXX	XXX	XXX	XXX	XXX	XXX	XXX	XXX	XXX
2. 2020	XXX	XXX	XXX	XXX	XXX	XXX	XXX	XXX	XXX	XXX
3. 2021	XXX	XXX	XXX	XXX	XXX	XXX	XXX	XXX	XXX	XXX

SCHEDULE P - PART 4L - OTHER (INCLUDING CREDIT, ACCIDENT AND HEALTH)

1. Prior	XXX	XXX	XXX	XXX	XXX	XXX	XXX	XXX	XXX	XXX
2. 2020	XXX	XXX	XXX	XXX	XXX	XXX	XXX	XXX	XXX	XXX
3. 2021	XXX	XXX	XXX	XXX	XXX	XXX	XXX	XXX	XXX	XXX

SCHEDULE P - PART 4M - INTERNATIONAL

1. Prior										
2. 2012										
3. 2013	XXX									
4. 2014	XXX	XXX								
5. 2015	XXX	XXX	XXX							
6. 2016	XXX	XXX	XXX	XXX						
7. 2017	XXX	XXX	XXX	XXX	XXX					
8. 2018	XXX	XXX	XXX	XXX	XXX	XXX				
9. 2019	XXX	XXX	XXX	XXX	XXX	XXX	XXX			
10. 2020	XXX	XXX	XXX	XXX	XXX	XXX	XXX	XXX		
11. 2021	XXX	XXX	XXX	XXX	XXX	XXX	XXX	XXX	XXX	

ANNUAL STATEMENT FOR THE YEAR 2021 OF THE FACTORY MUTUAL INSURANCE COMPANY

**SCHEDULE P - PART 4N - REINSURANCE
NONPROPORTIONAL ASSUMED PROPERTY**

Years in Which Losses Were Incurred	BULK AND IBNR RESERVES ON NET LOSSES AND DEFENSE AND COST CONTAINMENT EXPENSES REPORTED AT YEAR END (\$000 OMITTED)									
	1	2	3	4	5	6	7	8	9	10
	2012	2013	2014	2015	2016	2017	2018	2019	2020	2021
1. Prior										
2. 2012										
3. 2013	XXX									
4. 2014	XXX	XXX								
5. 2015	XXX	XXX	XX							
6. 2016	XXX	XXX	XX	XX						
7. 2017	XXX	XXX	XX	XXX	XXX					
8. 2018	XXX	XXX	XXX	XXX	XXX	XXX				
9. 2019	XXX	XXX	XXX	XXX	XXX	XXX	XXX			
10. 2020	XXX	XXX	XXX	XXX	XXX	XXX	XXX	XXX		
11. 2021	XXX	XXX	XXX	XXX	XXX	XXX	XXX	XXX	XXX	

NONE

**SCHEDULE P - PART 4O - REINSURANCE
NONPROPORTIONAL ASSUMED LIABILITY**

1. Prior	209,416	256,400	224,779	279,589	256,242	267,518	257,298	246,907	226,659	201,659
2. 2012	0	0	0	0	0	0	0	0	0	0
3. 2013	XXX	0	0	0	0	0	0	0	0	0
4. 2014	XXX	XXX	0	0	0	0	0	0	0	0
5. 2015	XXX	XXX	XXX	0	0	0	0	0	0	0
6. 2016	XXX	XXX	XXX	XXX	0	0	0	0	0	0
7. 2017	XXX	XXX	XXX	XXX	XXX	0	0	0	0	0
8. 2018	XXX	XXX	XXX	XXX	XXX	XXX	0	0	0	0
9. 2019	XXX	XXX	XXX	XXX	XXX	XXX	XXX	0	0	0
10. 2020	XXX	XXX	XXX	XXX	XXX	XXX	XXX	XXX	0	0
11. 2021	XXX	XXX	XXX	XXX	XXX	XXX	XXX	XXX	XXX	0

**SCHEDULE P - PART 4P - REINSURANCE
NONPROPORTIONAL ASSUMED FINANCIAL LINES**

1. Prior										
2. 2012										
3. 2013	XXX									
4. 2014	XXX	XXX								
5. 2015	XXX	XXX	XXX							
6. 2016	XXX	XXX	XX	XX						
7. 2017	XXX	XXX	XX	XX	XX					
8. 2018	XXX	XXX	XX	XX	XX	XX				
9. 2019	XXX	XXX	XXX	XXX	XXX	XXX	XXX			
10. 2020	XXX	XXX	XXX	XXX	XXX	XXX	XXX	XXX		
11. 2021	XXX	XXX	XXX	XXX	XXX	XXX	XXX	XXX	XXX	

NONE

Schedule P - Part 4R - Section 1 - Products Liability - Occurrence

N O N E

Schedule P - Part 4R - Section 2 - Products Liability - Claims-Made

N O N E

Schedule P - Part 4S - Financial Guaranty/Mortgage Guaranty

N O N E

Schedule P - Part 4T - Warranty

N O N E

Schedule P - Part 5A - Homeowners/Farmowners - Section 1

N O N E

Schedule P - Part 5A - Homeowners/Farmowners - Section 2

N O N E

Schedule P - Part 5A - Homeowners/Farmowners - Section 3

N O N E

Schedule P - Part 5B - Private Passenger Auto Liability/Medical - Section 1

N O N E

Schedule P - Part 5B - Private Passenger Auto Liability/Medical - Section 2

N O N E

Schedule P - Part 5B - Private Passenger Auto Liability/Medical - Section 3

N O N E

Schedule P - Part 5C - Commercial Auto/Truck Liability/Medical - Section 1

N O N E

Schedule P - Part 5C - Commercial Auto/Truck Liability/Medical - Section 2

N O N E

Schedule P - Part 5C - Commercial Auto/Truck Liability/Medical - Section 3

N O N E

Schedule P-Part 5D-Workers' Compensation (Excluding Excess Workers' Compensation)-Section 1

N O N E

Schedule P-Part 5D-Workers' Compensation (Excluding Excess Workers' Compensation)-Section 2

N O N E

Schedule P-Part 5D-Workers' Compensation (Excluding Excess Workers' Compensation)-Section 3

N O N E

Schedule P - Part 5E - Commercial Multiple Peril - Section 1

N O N E

Schedule P - Part 5E - Commercial Multiple Peril - Section 2

N O N E

Schedule P - Part 5E - Commercial Multiple Peril - Section 3

N O N E

Schedule P - Part 5F - Medical Professional Liability - Occurrence - Section 1A

N O N E

Schedule P - Part 5F - Medical Professional Liability - Occurrence - Section 2A

N O N E

Schedule P - Part 5F - Medical Professional Liability - Occurrence - Section 3A

N O N E

Schedule P - Part 5F - Medical Professional Liability - Claims-Made - Section 1B

N O N E

Schedule P - Part 5F - Medical Professional Liability - Claims-Made - Section 2B

N O N E

Schedule P - Part 5F - Medical Professional Liability - Claims-Made - Section 3B

N O N E

ANNUAL STATEMENT FOR THE YEAR 2021 OF THE FACTORY MUTUAL INSURANCE COMPANY
SCHEDULE P - PART 5H - OTHER LIABILITY - OCCURRENCE
SECTION 1A

Years in Which Premiums Were Earned and Losses Were Incurred	CUMULATIVE NUMBER OF CLAIMS CLOSED WITH LOSS PAYMENT DIRECT AND ASSUMED AT YEAR END									
	1	2	3	4	5	6	7	8	9	10
	2012	2013	2014	2015	2016	2017	2018	2019	2020	2021
1. Prior										
2. 2012										
3. 2013	XXX									
4. 2014	XXX	XXX								
5. 2015	XXX	XXX	XXX							
6. 2016	XXX	XXX	XXX	XXX						
7. 2017	XXX	XXX	XXX	XXX	XXX					
8. 2018	XXX	XXX	XXX	XXX	XXX	XXX				
9. 2019	XXX	XXX	XXX	XXX	XXX	XXX	XXX			
10. 2020	XXX	XXX	XXX	XXX	XXX	XXX	XXX	XXX		
11. 2021	XXX	XXX	XXX	XXX	XXX	XXX	XXX	XXX	XXX	

NONE

SECTION 2A

Years in Which Premiums Were Earned and Losses Were Incurred	NUMBER OF CLAIMS OUTSTANDING DIRECT AND ASSUMED AT YEAR END									
	1	2	3	4	5	6	7	8	9	10
	2012	2013	2014	2015	2016	2017	2018	2019	2020	2021
1. Prior	3	0	0	0	0	0	0	0	0	0
2. 2012	0	0	0	0	0	0	0	0	0	0
3. 2013	XXX	0	0	0	0	0	0	0	0	0
4. 2014	XXX	XXX	0	0	0	0	0	0	0	0
5. 2015	XXX	XXX	XXX	0	0	0	0	0	0	0
6. 2016	XXX	XXX	XXX	XXX	0	0	0	0	0	0
7. 2017	XXX	XXX	XXX	XXX	XXX	0	0	0	0	0
8. 2018	XXX	XXX	XXX	XXX	XXX	XXX	0	0	0	0
9. 2019	XXX	XXX	XXX	XXX	XXX	XXX	XXX	0	0	0
10. 2020	XXX	XXX	XXX	XXX	XXX	XXX	XXX	XXX	0	0
11. 2021	XXX	XXX	XXX	XXX	XXX	XXX	XXX	XXX	XXX	0

SECTION 3A

Years in Which Premiums Were Earned and Losses Were Incurred	CUMULATIVE NUMBER OF CLAIMS REPORTED DIRECT AND ASSUMED AT YEAR END									
	1	2	3	4	5	6	7	8	9	10
	2012	2013	2014	2015	2016	2017	2018	2019	2020	2021
1. Prior	0	0	0	0	0	0	0	0	0	6
2. 2012	0	0	0	0	0	0	0	0	0	0
3. 2013	XXX	0	0	0	0	0	0	0	0	0
4. 2014	XXX	XXX	0	0	0	0	0	0	0	0
5. 2015	XXX	XXX	XXX	0	0	0	0	0	0	0
6. 2016	XXX	XXX	XXX	XXX	0	0	0	0	0	0
7. 2017	XXX	XXX	XXX	XXX	XXX	0	0	0	0	0
8. 2018	XXX	XXX	XXX	XXX	XXX	XXX	0	0	0	0
9. 2019	XXX	XXX	XXX	XXX	XXX	XXX	XXX	0	0	0
10. 2020	XXX	XXX	XXX	XXX	XXX	XXX	XXX	XXX	0	0
11. 2021	XXX	XXX	XXX	XXX	XXX	XXX	XXX	XXX	XXX	0

Schedule P - Part 5H - Other Liability - Claims-Made - Section 1B

NONE

Schedule P - Part 5H - Other Liability - Claims-Made - Section 2B

NONE

Schedule P - Part 5H - Other Liability - Claims-Made - Section 3B

NONE

Schedule P - Part 5R - Products Liability - Occurrence - Section 1A

NONE

Schedule P - Part 5R - Products Liability - Occurrence - Section 2A

NONE

Schedule P - Part 5R - Products Liability - Occurrence - Section 3A

NONE

Schedule P - Part 5R - Products Liability - Claims-Made - Section 1B

NONE

Schedule P - Part 5R - Products Liability - Claims-Made - Section 2B

NONE

Schedule P - Part 5R - Products Liability - Claims-Made - Section 3B

NONE

Schedule P - Part 5T - Warranty - Section 1

NONE

Schedule P - Part 5T - Warranty - Section 2

NONE

Schedule P - Part 5T - Warranty - Section 3

NONE

Schedule P - Part 6C - Commercial Auto/Truck Liability/Medical - Section 1

NONE

Schedule P - Part 6C - Commercial Auto/Truck Liability/Medical - Section 2

NONE

Schedule P-Part 6D-Workers' Compensation (Excluding Excess Workers' Compensation)-Section 1

N O N E

Schedule P-Part 6D-Workers' Compensation (Excluding Excess Workers' Compensation)-Section 2

N O N E

Schedule P - Part 6E - Commercial Multiple Peril - Section 1

N O N E

Schedule P - Part 6E - Commercial Multiple Peril - Section 2

N O N E

Schedule P - Part 6H - Other Liability - Occurrence - Section 1A

N O N E

Schedule P - Part 6H - Other Liability - Occurrence - Section 2A

N O N E

Schedule P - Part 6H - Other Liability - Claims-Made - Section 1B

N O N E

Schedule P - Part 6H - Other Liability - Claims-Made - Section 2B

N O N E

Schedule P - Part 6M - International - Section 1

N O N E

Schedule P - Part 6M - International - Section 2

N O N E

ANNUAL STATEMENT FOR THE YEAR 2021 OF THE FACTORY MUTUAL INSURANCE COMPANY
SCHEDULE P - PART 6N - REINSURANCE - NONPROPORTIONAL ASSUMED PROPERTY
SECTION 1

Years in Which Premiums Were Earned and Losses Were Incurred	CUMULATIVE PREMIUMS EARNED DIRECT AND ASSUMED AT YEAR END (\$000 OMITTED)										11 Current Year Premiums Earned
	1	2	3	4	5	6	7	8	9	10	
	2012	2013	2014	2015	2016	2017	2018	2019	2020	2021	
1. Prior.....	0	0	0	0	0	0	0	0	0	0	0
2. 2012.....	251,172	251,172	251,172	251,172	251,172	251,172	251,172	251,172	251,172	251,172	0
3. 2013.....	XXX	287,459	287,459	287,459	287,459	287,459	287,459	287,459	287,459	287,459	0
4. 2014.....	XXX	XXX	291,923	291,923	291,923	291,923	291,923	291,923	291,923	291,923	0
5. 2015.....	XXX	XXX	XXX	283,473	283,473	283,473	283,473	283,473	283,473	283,473	0
6. 2016.....	XXX	XXX	XXX	XXX	282,951	282,951	282,951	282,951	282,951	282,951	0
7. 2017.....	XXX	XXX	XXX	XXX	XXX	286,735	286,735	286,735	286,735	286,735	0
8. 2018.....	XXX	XXX	XXX	XXX	XXX	XXX	325,031	325,031	325,031	325,031	0
9. 2019.....	XXX	XXX	XXX	XXX	XXX	XXX	XXX	258,622	258,622	258,622	0
10. 2020.....	XXX	XXX	XXX	XXX	XXX	XXX	XXX	XXX	247,603	247,603	0
11. 2021.....	XXX	XXX	XXX	XXX	XXX	XXX	XXX	XXX	XXX	251,767	251,767
12. Totals.....	XXX	XXX	XXX	XXX	XXX	XXX	XXX	XXX	XXX	XXX	251,767
13. Earned Premiums (Sch P-Pt. 1)	251,172	287,459	291,923	283,473	282,951	286,735	325,031	258,622	247,603	251,767	XXX

SECTION 2

Years in Which Premiums Were Earned and Losses Were Incurred	CUMULATIVE PREMIUMS EARNED CEDED AT YEAR END (\$000 OMITTED)										11 Current Year Premiums Earned
	1	2	3	4	5	6	7	8	9	10	
	2012	2013	2014	2015	2016	2017	2018	2019	2020	2021	
1. Prior.....	0	64,270	0	0	0	0	0	0	0	0	0
2. 2012.....	65,625	65,625	65,625	65,625	65,625	65,625	65,625	65,625	65,625	65,625	0
3. 2013.....	XXX	0	0	0	0	0	0	0	0	0	0
4. 2014.....	XXX	XXX	63,419	63,419	63,419	63,419	63,419	63,419	63,419	63,419	0
5. 2015.....	XXX	XXX	XXX	64,936	64,936	64,936	64,936	64,936	64,936	64,936	0
6. 2016.....	XXX	XXX	XXX	XXX	65,874	65,874	65,874	65,874	65,874	65,874	0
7. 2017.....	XXX	XXX	XXX	XXX	XXX	70,515	70,515	70,515	70,515	70,515	0
8. 2018.....	XXX	XXX	XXX	XXX	XXX	XXX	69,084	69,084	69,084	69,084	0
9. 2019.....	XXX	XXX	XXX	XXX	XXX	XXX	XXX	75,108	75,108	75,108	0
10. 2020.....	XXX	XXX	XXX	XXX	XXX	XXX	XXX	XXX	85,803	85,803	0
11. 2021.....	XXX	XXX	XXX	XXX	XXX	XXX	XXX	XXX	XXX	100,313	100,313
12. Totals.....	XXX	XXX	XXX	XXX	XXX	XXX	XXX	XXX	XXX	XXX	100,313
13. Earned Premiums (Sch P-Pt. 1)	65,625	64,270	63,419	64,936	65,874	70,515	69,084	75,108	85,803	100,313	XXX

SCHEDULE P - PART 6O - REINSURANCE - NONPROPORTIONAL ASSUMED LIABILITY
SECTION 1

Years in Which Premiums Were Earned and Losses Were Incurred	CUMULATIVE PREMIUMS EARNED DIRECT AND ASSUMED AT YEAR END (\$000 OMITTED)										11 Current Year Premiums Earned
	1	2	3	4	5	6	7	8	9	10	
	2012	2013	2014	2015	2016	2017	2018	2019	2020	2021	
1. Prior.....	0	0	0	0	0	0	0	0	0	0	0
2. 2012.....	(7)	(7)	(7)	(7)	(7)	(7)	(7)	(7)	(7)	(7)	0
3. 2013.....	XXX	16	16	16	16	16	16	16	16	16	0
4. 2014.....	XXX	XXX	15	15	15	15	15	15	15	15	0
5. 2015.....	XXX	XXX	XXX	11	11	11	11	11	11	11	0
6. 2016.....	XXX	XXX	XXX	XXX	10	10	10	10	10	10	0
7. 2017.....	XXX	XXX	XXX	XXX	XXX	11	11	11	11	11	0
8. 2018.....	XXX	XXX	XXX	XXX	XXX	XXX	11	11	11	11	0
9. 2019.....	XXX	XXX	XXX	XXX	XXX	XXX	XXX	6	6	6	0
10. 2020.....	XXX	XXX	XXX	XXX	XXX	XXX	XXX	XXX	5	5	0
11. 2021.....	XXX	XXX	XXX	XXX	XXX	XXX	XXX	XXX	XXX	9	9
12. Totals.....	XXX	XXX	XXX	XXX	XXX	XXX	XXX	XXX	XXX	XXX	9
13. Earned Premiums (Sch P-Pt. 1)	(7)	16	15	11	10	11	11	6	5	9	XXX

SECTION 2

Years in Which Premiums Were Earned and Losses Were Incurred	CUMULATIVE PREMIUMS EARNED CEDED AT YEAR END (\$000 OMITTED)										11 Current Year Premiums Earned
	1	2	3	4	5	6	7	8	9	10	
	2012	2013	2014	2015	2016	2017	2018	2019	2020	2021	
1. Prior.....	0	0	0	0	0	0	0	0	0	0	0
2. 2012.....	0	0	0	0	0	0	0	0	0	0	0
3. 2013.....	XXX	3	3	3	3	3	3	3	3	3	0
4. 2014.....	XXX	XXX	0	0	0	0	0	0	0	0	0
5. 2015.....	XXX	XXX	XXX	1	1	1	1	1	1	1	0
6. 2016.....	XXX	XXX	XXX	XXX	0	0	0	0	0	0	0
7. 2017.....	XXX	XXX	XXX	XXX	XXX	0	0	0	0	0	0
8. 2018.....	XXX	XXX	XXX	XXX	XXX	XXX	0	0	0	0	0
9. 2019.....	XXX	XXX	XXX	XXX	XXX	XXX	XXX	0	0	0	0
10. 2020.....	XXX	XXX	XXX	XXX	XXX	XXX	XXX	XXX	0	0	0
11. 2021.....	XXX	XXX	XXX	XXX	XXX	XXX	XXX	XXX	XXX	0	0
12. Totals.....	XXX	XXX	XXX	XXX	XXX	XXX	XXX	XXX	XXX	XXX	0
13. Earned Premiums (Sch P-Pt. 1)	0	3	0	1	0	0	0	0	0	0	XXX

Schedule P - Part 6R - Products Liability - Occurrence - Section 1A

N O N E

Schedule P - Part 6R - Products Liability - Occurrence - Section 2A

N O N E

Schedule P - Part 6R - Products Liability - Claims-Made - Section 1B

N O N E

Schedule P - Part 6R - Products Liability - Claims-Made - Section 2B

N O N E

ANNUAL STATEMENT FOR THE YEAR 2021 OF THE FACTORY MUTUAL INSURANCE COMPANY
SCHEDULE P - PART 7A - PRIMARY LOSS SENSITIVE CONTRACTS (\$000 OMITTED)
SECTION 1

Schedule P - Part 1	1 Total Net Losses and Expenses Unpaid	2 Net Losses and Expenses Unpaid on Loss Sensitive Contracts	3 Loss Sensitive as Percentage of Total	4 Total Net Premiums Written	5 Net Premiums Written on Loss Sensitive Contracts	6 Loss Sensitive as Percentage of Total
1. Homeowners/Farmowners	0	0	0.0	0	0	0.0
2. Private Passenger Auto Liability/ Medical	0	0	0.0	0	0	0.0
3. Commercial Auto/Truck Liability/ Medical	0	0	0.0	0	0	0.0
4. Workers' Compensation	512	0	0.0	0	0	0.0
5. Commercial Multiple Peril	0	0	0.0	0	0	0.0
6. Medical Professional Liability - Occurrence	0	0	0.0	0	0	0.0
7. Medical Professional Liability - Claims - Made	0	0	0.0	0	0	0.0
8. Special Liability	530,537	0	0.0	1,109,855	0	0.0
9. Other Liability - Occurrence	145,638	0	0.0	0	0	0.0
10. Other Liability - Claims-Made	0	0	0.0	0	0	0.0
11. Special Property	2,160,181	0	0.0	3,247,884	0	0.0
12. Auto Physical Damage	0	0	0.0	0	0	0.0
13. Fidelity/Surety	0	0	0.0	0	0	0.0
14. Other	0	0	0.0	0	0	0.0
15. International	0	0	0.0	0	0	0.0
16. Reinsurance - Nonproportional Assumed Property	XXX	XXX	XXX	XXX	XXX	XXX
17. Reinsurance - Nonproportional Assumed Liability	XXX	XXX	XXX	XXX	XXX	XXX
18. Reinsurance - Nonproportional Assumed Financial Lines	XXX	XXX	XXX	XXX	XXX	XXX
19. Products Liability - Occurrence	0	0	0.0	0	0	0.0
20. Products Liability - Claims-Made	0	0	0.0	0	0	0.0
21. Financial Guaranty/Mortgage Guaranty	0	0	0.0	0	0	0.0
22. Warranty	0	0	0.0	0	0	0.0
23. Totals	2,836,868	0	0.0	4,357,739	0	0.0

SECTION 2

Years in Which Policies Were Issued	INCURRED LOSSES AND DEFENSE AND COST CONTAINMENT EXPENSES REPORTED AT YEAR END (\$000 OMITTED)									
	1	2	3	4	5	6	7	8	9	10
	2012	2013	2014	2015	2016	2017	2018	2019	2020	2021
1. Prior										
2. 2012										
3. 2013	XXX									
4. 2014	XXX	XXX								
5. 2015	XXX	XXX	XX							
6. 2016	XXX	XXX	XX	XX						
7. 2017	XXX	XXX	XX	XXX	XX					
8. 2018	XXX	XXX	XXX	XXX	XXX	XXX				
9. 2019	XXX	XXX	XXX	XXX	XXX	XXX	XXX			
10. 2020	XXX	XXX	XXX	XXX	XXX	XXX	XXX	XXX		
11. 2021	XXX	XXX	XXX	XXX	XXX	XXX	XXX	XXX	XXX	

SECTION 3

Years in Which Policies Were Issued	BULK AND INCURRED BUT NOT REPORTED RESERVES FOR LOSSES AND DEFENSE AND COST CONTAINMENT EXPENSES AT YEAR END (\$000 OMITTED)									
	1	2	3	4	5	6	7	8	9	10
	2012	2013	2014	2015	2016	2017	2018	2019	2020	2021
1. Prior										
2. 2012										
3. 2013	XXX									
4. 2014	XXX	XXX								
5. 2015	XXX	XXX	XX							
6. 2016	XXX	XXX	XX	XX						
7. 2017	XXX	XXX	XX	XXX	XX					
8. 2018	XXX	XXX	XXX	XXX	XXX	XXX				
9. 2019	XXX	XXX	XXX	XXX	XXX	XXX	XXX			
10. 2020	XXX	XXX	XXX	XXX	XXX	XXX	XXX	XXX		
11. 2021	XXX	XXX	XXX	XXX	XXX	XXX	XXX	XXX	XXX	

Schedule P - Part 7A - Section 4 - Primary Loss Sensitive Contracts

N O N E

Schedule P - Part 7A - Section 5 - Primary Loss Sensitive Contracts

N O N E

ANNUAL STATEMENT FOR THE YEAR 2021 OF THE FACTORY MUTUAL INSURANCE COMPANY
SCHEDULE P - PART 7B - REINSURANCE LOSS SENSITIVE CONTRACTS (\$000 OMITTED)

SECTION 1

Schedule P - Part 1	1 Total Net Losses and Expenses Unpaid	2 Net Losses and Expenses Unpaid on Loss Sensitive Contracts	3 Loss Sensitive as Percentage of Total	4 Total Net Premiums Written	5 Net Premiums Written on Loss Sensitive Contracts	6 Loss Sensitive as Percentage of Total
1. Homeowners/Farmowners	0	0	0.0	0	0	0.0
2. Private Passenger Auto Liability/Medical	0	0	0.0	0	0	0.0
3. Commercial Auto/Truck Liability/Medical	0	0	0.0	0	0	0.0
4. Workers' Compensation	512	0	0.0	0	0	0.0
5. Commercial Multiple Peril	0	0	0.0	0	0	0.0
6. Medical Professional Liability - Occurrence	0	0	0.0	0	0	0.0
7. Medical Professional Liability - Claims - Made	0	0	0.0	0	0	0.0
8. Special Liability	530,537	0	0.0	1,109,855	0	0.0
9. Other Liability - Occurrence	145,638	0	0.0	0	0	0.0
10. Other Liability - Claims-Made	0	0	0.0	0	0	0.0
11. Special Property	2,160,181	0	0.0	3,247,884	0	0.0
12. Auto Physical Damage	0	0	0.0	0	0	0.0
13. Fidelity/Surety	0	0	0.0	0	0	0.0
14. Other	0	0	0.0	0	0	0.0
15. International	0	0	0.0	0	0	0.0
16. Reinsurance - Nonproportional Assumed Property	0	0	0.0	151,454	0	0.0
17. Reinsurance - Nonproportional Assumed Liability	351,025	0	0.0	9	0	0.0
18. Reinsurance - Nonproportional Assumed Financial Lines	0	0	0.0	0	0	0.0
19. Products Liability - Occurrence	0	0	0.0	0	0	0.0
20. Products Liability - Claims-Made	0	0	0.0	0	0	0.0
21. Financial Guaranty/Mortgage Guaranty	0	0	0.0	0	0	0.0
22. Warranty	0	0	0.0	0	0	0.0
23. Totals	3,187,893	0	0.0	4,509,202	0	0.0

SECTION 2

Years in Which Policies Were Issued	INCURRED LOSSES AND DEFENSE AND COST CONTAINMENT EXPENSES REPORTED AT YEAR END (\$000 OMITTED)									
	1 2012	2 2013	3 2014	4 2015	5 2016	6 2017	7 2018	8 2019	9 2020	10 2021
1. Prior										
2. 2012										
3. 2013	XXX									
4. 2014	XXX	XXX								
5. 2015	XXX	XXX	XX							
6. 2016	XXX	XXX	XX	XX						
7. 2017	XXX	XXX	XX	XXX	XX					
8. 2018	XXX	XXX	XXX	XXX	XXX	XXX				
9. 2019	XXX	XXX	XXX	XXX	XXX	XXX	XXX			
10. 2020	XXX	XXX	XXX	XXX	XXX	XXX	XXX	XXX		
11. 2021	XXX	XXX	XXX	XXX	XXX	XXX	XXX	XXX	XXX	

SECTION 3

Years in Which Policies Were Issued	BULK AND INCURRED BUT NOT REPORTED RESERVES FOR LOSSES AND DEFENSE AND COST CONTAINMENT EXPENSES AT YEAR END (\$000 OMITTED)									
	1 2012	2 2013	3 2014	4 2015	5 2016	6 2017	7 2018	8 2019	9 2020	10 2021
1. Prior										
2. 2012										
3. 2013	XXX									
4. 2014	XXX	XXX								
5. 2015	XXX	XXX	XX							
6. 2016	XXX	XXX	XX	XX						
7. 2017	XXX	XXX	XX	XXX	XX					
8. 2018	XXX	XXX	XXX	XXX	XXX	XXX				
9. 2019	XXX	XXX	XXX	XXX	XXX	XXX	XXX			
10. 2020	XXX	XXX	XXX	XXX	XXX	XXX	XXX	XXX		
11. 2021	XXX	XXX	XXX	XXX	XXX	XXX	XXX	XXX	XXX	

Schedule P - Part 7B - Section 4 - Reinsurance Loss Sensitive Contracts

N O N E

Schedule P - Part 7B - Section 5 - Reinsurance Loss Sensitive Contracts

N O N E

Schedule P - Part 7B - Section 6 - Reinsurance Loss Sensitive Contracts

N O N E

Schedule P - Part 7B - Section 7 - Reinsurance Loss Sensitive Contracts

N O N E

ANNUAL STATEMENT FOR THE YEAR 2021 OF THE FACTORY MUTUAL INSURANCE COMPANY

SCHEDULE P INTERROGATORIES

1. The following questions relate to yet-to-be-issued Extended Reporting Endorsements (EREs) arising from Death, Disability, or Retirement (DDR) provisions in Medical Professional Liability Claims Made insurance policies. EREs provided for reasons other than DDR are not to be included.
- 1.1 Does the company issue Medical Professional Liability Claims Made insurance policies that provide tail (also known as an extended reporting endorsement, or "ERE") benefits in the event of Death, Disability, or Retirement (DDR) at a reduced charge or at no additional cost? Yes [] No [X]
 If the answer to question 1.1 is "no", leave the following questions blank. If the answer to question 1.1 is "yes", please answer the following questions:
- 1.2 What is the total amount of the reserve for that provision (DDR Reserve), as reported, explicitly or not, elsewhere in this statement (in dollars)?\$0
- 1.3 Does the company report any DDR reserve as Unearned Premium Reserve per SSAP #65? Yes [] No [X]
- 1.4 Does the company report any DDR reserve as loss or loss adjustment expense reserve? Yes [] No [X]
- 1.5 If the company reports DDR reserve as Unearned Premium Reserve, does that amount match the figure on the Underwriting and Investment Exhibit, Part 1A - Recapitulation of all Premiums (Page 7) Column 2, Lines 11.1 plus 11.2? Yes [] No [] N/A [X]
- 1.6 If the company reports DDR reserve as loss or loss adjustment expense reserve, please complete the following table corresponding to where these reserves are reported in Schedule P:

Years in Which Premiums Were Earned and Losses Were Incurred		DDR Reserve Included in Schedule P, Part 1F, Medical Professional Liability Column 24: Total Net Losses and Expenses Unpaid	
		1 Section 1: Occurrence	2 Section 2: Claims-Made
1.601	Prior	0	0
1.602	2012	0	0
1.603	2013	0	0
1.604	2014	0	0
1.605	2015	0	0
1.606	2016	0	0
1.607	2017	0	0
1.608	2018	0	0
1.609	2019	0	0
1.610	2020	0	0
1.611	2021	0	0
1.612	Totals	0	0

2. The definition of allocated loss adjustment expenses (ALAE) and, therefore, unallocated loss adjustment expenses (ULAE) was changed effective January 1, 1998. This change in definition applies to both paid and unpaid expenses. Are these expenses (now reported as "Defense and Cost Containment" and "Adjusting and Other") reported in compliance with these definitions in this statement? Yes [X] No []
3. The Adjusting and Other expense payments and reserves should be allocated to the years in which the losses were incurred based on the number of claims reported, closed and outstanding in those years. When allocating Adjusting and Other expense between companies in a group or a pool, the Adjusting and Other expense should be allocated in the same percentage used for the loss amounts and the claim counts. For reinsurers, Adjusting and Other expense assumed should be reported according to the reinsurance contract. For Adjusting and Other expense incurred by reinsurers, or in those situations where suitable claim count information is not available, Adjusting and Other expense should be allocated by a reasonable method determined by the company and described in Interrogatory 7, below. Are they so reported in this Statement? Yes [X] No []
4. Do any lines in Schedule P include reserves that are reported gross of any discount to present value of future payments, and that are reported net of such discounts on Page 10? Yes [] No [X]
- If yes, proper disclosure must be made in the Notes to Financial Statements, as specified in the Instructions. Also, the discounts must be reported in Schedule P - Part 1, Columns 32 and 33. Schedule P must be completed gross of non-tabular discounting. Work papers relating to discount calculations must be available for examination upon request.
 Discounting is allowed only if expressly permitted by the state insurance department to which this Annual Statement is being filed.
5. What were the net premiums in force at the end of the year for:
 (in thousands of dollars) 5.1 Fidelity0
 5.2 Surety0
6. Claim count information is reported per claim or per claimant (Indicate which) per claim.....
 If not the same in all years, explain in Interrogatory 7.
- 7.1 The information provided in Schedule P will be used by many persons to estimate the adequacy of the current loss and expense reserves, among other things. Are there any especially significant events, coverage, retention or accounting changes that have occurred that must be considered when making such analyses? Yes [X] No []
- 7.2 (An extended statement may be attached.)
 The Company discontinued writing casualty business in 1996.

Schedule T - Part 2 - Interstate Compact

N O N E

ANNUAL STATEMENT FOR THE YEAR 2021 OF THE FACTORY MUTUAL INSURANCE COMPANY

SCHEDULE Y

PART 1A - DETAIL OF INSURANCE HOLDING COMPANY SYSTEM

1	2	3	4	5	6	7	8	9	10	11	12	13	14	15	16
Group Code	Group Name	NAIC Company Code	ID Number	Federal RSSD	CIK	Name of Securities Exchange if Publicly Traded (U.S. or International)	Names of Parent, Subsidiaries Or Affiliates	Domi-ciliary Location	Relation-ship to Reporting Entity	Directly Controlled by (Name of Entity/Person)	Type of Control (Ownership, Board, Management, Attorney-in-Fact, Influence, Other)	If Control is Ownership Provide Percentage	Ultimate Controlling Entity(ies)/Person(s)	Is an SCA Filing Re-quired? (Yes/No)	*
.0065	Factory Mutual Insurance Company & its Affiliates	21482	05-0316605				Factory Mutual Insurance Company	RI	RE			0.000		NO	.1
.0065	Factory Mutual Insurance Company & its Affiliates	10014	05-0254496				Affiliated FM Insurance Company	RI	DS	FMIC Holdings, Inc.	Ownership	100.000	Factory Mutual Insurance Company	NO	.1
.0065	Factory Mutual Insurance Company & its Affiliates	10316	05-0284861				Appalachian Insurance Company	RI	DS	FMIC Holdings, Inc.	Ownership	100.000	Factory Mutual Insurance Company	NO	.1
.0000	Factory Mutual Insurance Company & its Affiliates	00000	AA-1120610				FM Insurance Company Limited	GBR	DS	Factory Mutual Insurance Company	Ownership	100.000	Factory Mutual Insurance Company	YES	
.0000	Factory Mutual Insurance Company & its Affiliates	00000	98-0131767				Risk Engineering Insurance Company Limited	BMU	DS	FMIC Holdings, Inc.	Ownership	100.000	Factory Mutual Insurance Company	NO	
.0000	Factory Mutual Insurance Company & its Affiliates	00000	AA-1370041				FM Insurance Europe S.A.	LUX	DS	Factory Mutual Insurance Company	Ownership	100.000	Factory Mutual Insurance Company	YES	
.0000	Factory Mutual Insurance Company & its Affiliates	00000	AA-2730043				FM Global de Mexico S.A. de C.V.	MEX	DS	Factory Mutual Insurance Company	Ownership	100.000	Factory Mutual Insurance Company	YES	
.0000	Factory Mutual Insurance Company & its Affiliates	00000	20-2740839				Watch Hill Insurance Company	VT	DS	FMIC Holdings, Inc.	Ownership	100.000	Factory Mutual Insurance Company	NO	
.0000	Factory Mutual Insurance Company & its Affiliates	00000	05-0453751				Corporate Insurance Services, Inc.	RI	DS	FMIC Holdings, Inc.	Ownership	100.000	Factory Mutual Insurance Company	NO	
.0000	Factory Mutual Insurance Company & its Affiliates	00000					New Providence Mutual Limited	BMU	DS	Risk Engineering Insurance Company Limited	Ownership	100.000	Factory Mutual Insurance Company	NO	
.0000	Factory Mutual Insurance Company & its Affiliates	00000					Factory Mutual Insurance Company - Escritorio de Representação No Brasil LTDA.	BRA	DS	Factory Mutual Insurance Company	Ownership	100.000	Factory Mutual Insurance Company	YES	
.0000	Factory Mutual Insurance Company & its Affiliates	00000	05-0520189				FM Approvals LLC	RI	DS	Factory Mutual Insurance Company	Ownership	100.000	Factory Mutual Insurance Company	NO	
.0000	Factory Mutual Insurance Company & its Affiliates	00000					FM Engineering International Limited	GBR	DS	FM Insurance Company Limited	Ownership	100.000	Factory Mutual Insurance Company	NO	
.0000	Factory Mutual Insurance Company & its Affiliates	00000					FM Engineering Consulting (Shanghai) Co. Ltd	CHN	DS	FM Global Services LLC	Ownership	100.000	Factory Mutual Insurance Company	NO	
.0000	Factory Mutual Insurance Company & its Affiliates	00000					FM Approvals Limited	GBR	DS	FM Approvals LLC	Ownership	100.000	Factory Mutual Insurance Company	NO	
.0000	Factory Mutual Insurance Company & its Affiliates	00000					FM Approvals Assessoria E Representação LTDA.	BRA	DS	FM Approvals LLC	Ownership	100.000	Factory Mutual Insurance Company	NO	
.0000	Factory Mutual Insurance Company & its Affiliates	00000	27-1439297				FMRE Holdings LLC	DE	DS	Factory Mutual Insurance Company	Ownership	100.000	Factory Mutual Insurance Company	NO	
.0000	Factory Mutual Insurance Company & its Affiliates	00000	58-2190659				TSB Loss Control Consultants, Inc.	GA	DS	Factory Mutual Insurance Company	Ownership	100.000	Factory Mutual Insurance Company	YES	
.0000	Factory Mutual Insurance Company & its Affiliates	00000	05-6009005				FMIC Holdings, Inc.	RI	DS	Factory Mutual Insurance Company	Ownership	100.000	Factory Mutual Insurance Company	YES	
.0000	Factory Mutual Insurance Company & its Affiliates	00000					FM Global Servicios, S.de R.L. de C.V.	MEX	DS	FMIC Holdings, Inc.	Ownership	100.000	Factory Mutual Insurance Company	NO	
.0000	Factory Mutual Insurance Company & its Affiliates	00000	27-0433536				FM Global Services LLC	RI	DS	FMIC Holdings, Inc.	Ownership	100.000	Factory Mutual Insurance Company	NO	
.0000	Factory Mutual Insurance Company & its Affiliates	00000					FM do Brasil Servicos de Prevencao de Perdas LTDA.	BRA	DS	FM Global Services LLC	Ownership	100.000	Factory Mutual Insurance Company	NO	
.0000	Factory Mutual Insurance Company & its Affiliates	00000	04-3516902				610 Lincoln LLC	DE	DS	FMRE Holdings LLC	Ownership	100.000	Factory Mutual Insurance Company	NO	
.0000	Factory Mutual Insurance Company & its Affiliates	00000	04-3516903				404 Wyman LLC	DE	DS	FMRE Holdings LLC	Ownership	100.000	Factory Mutual Insurance Company	NO	
.0000	Factory Mutual Insurance Company & its Affiliates	00000	04-3516936				275 Wyman LLC	DE	DS	FMRE Holdings LLC	Ownership	100.000	Factory Mutual Insurance Company	NO	
.0000	Factory Mutual Insurance Company & its Affiliates	00000	20-8836334				175 Wyman LLC	DE	DS	FMRE Holdings LLC	Ownership	100.000	Factory Mutual Insurance Company	NO	
.0000	Factory Mutual Insurance Company & its Affiliates	00000	04-3516937				Park Ridge Building LLC	DE	DS	FMRE Holdings LLC	Ownership	100.000	Factory Mutual Insurance Company	NO	

ANNUAL STATEMENT FOR THE YEAR 2021 OF THE FACTORY MUTUAL INSURANCE COMPANY

SCHEDULE Y

PART 1A - DETAIL OF INSURANCE HOLDING COMPANY SYSTEM

1	2	3	4	5	6	7	8	9	10	11	12	13	14	15	16
Group Code	Group Name	NAIC Company Code	ID Number	Federal RSSD	CIK	Name of Securities Exchange if Publicly Traded (U.S. or International)	Names of Parent, Subsidiaries Or Affiliates	Domi-ciliary Location	Relation-ship to Reporting Entity	Directly Controlled by (Name of Entity/Person)	Type of Control (Ownership, Board, Management, Attorney-in-Fact, Influence, Other)	If Control is Ownership Provide Percentage	Ultimate Controlling Entity(ies)/Person(s)	Is an SCA Filing Re-quired? (Yes/No)	*
.0000	Factory Mutual Insurance Company & its Affiliates	.00000	04-3516935				93 Building LLC	DE	DS	FMRE Holdings LLC	Ownership	100.000	Factory Mutual Insurance Company	NO	
.0000	Factory Mutual Insurance Company & its Affiliates	.00000	20-2775533				265 Winter LLC	DE	DS	FMRE Holdings LLC	Ownership	100.000	Factory Mutual Insurance Company	NO	
.0000	Factory Mutual Insurance Company & its Affiliates	.00000	27-1169682				245 Winter LLC	DE	DS	265 Winter LLC	Ownership	100.000	Factory Mutual Insurance Company	NO	
.0000	Factory Mutual Insurance Company & its Affiliates	.00000	27-1440057				FMEC Legacy LLC	DE	DS	FMRE Holdings LLC	Ownership	100.000	Factory Mutual Insurance Company	NO	
.0000	Factory Mutual Insurance Company & its Affiliates	.00000	04-3516938				Neponset River LLC	DE	DS	FMEC Legacy LLC	Ownership	100.000	Factory Mutual Insurance Company	NO	
.0000	Factory Mutual Insurance Company & its Affiliates	.00000	27-1440189				West Gloucester LLC	RI	DS	FMEC Legacy LLC	Ownership	100.000	Factory Mutual Insurance Company	NO	
.0000	Factory Mutual Insurance Company & its Affiliates	.00000	04-3516901				601 Edgewater LLC	DE	DS	FMRE Holdings LLC	Ownership	100.000	Factory Mutual Insurance Company	NO	
.0000	Factory Mutual Insurance Company & its Affiliates	.00000	27-1595571				285 Central Avenue, LLC	RI	DS	FMRE Holdings LLC	Ownership	100.000	Factory Mutual Insurance Company	NO	
.0000	Factory Mutual Insurance Company & its Affiliates	.00000	04-3516897				Hobbs Brook Real Estate LLC	DE	DS	FMRE Holdings LLC	Ownership	100.000	Factory Mutual Insurance Company	NO	
.0000	Factory Mutual Insurance Company & its Affiliates	.00000	45-2766487				101 Edgewater LLC	DE	DS	FMRE Holdings LLC	Ownership	100.000	Factory Mutual Insurance Company	NO	
.0000	Factory Mutual Insurance Company & its Affiliates	.00000	27-1169682				401 Edgewater LLC	DE	DS	FMRE Holdings LLC	Ownership	100.000	Factory Mutual Insurance Company	NO	
.0000	Factory Mutual Insurance Company & its Affiliates	.00000	27-1439940				Johnston Building LLC	DE	DS	FMRE Holdings LLC	Ownership	100.000	Factory Mutual Insurance Company	NO	
.0000	Factory Mutual Insurance Company & its Affiliates	.00000					FM Global Services Colombia S.A.S	COL	DS	FM Global Services LLC	Ownership	100.000	Factory Mutual Insurance Company	NO	
.0000	Factory Mutual Insurance Company & its Affiliates	.00000	46-0627887				95 Hayden LLC	DE	DS	FMRE Holdings LLC	Ownership	100.000	Factory Mutual Insurance Company	NO	
.0000	Factory Mutual Insurance Company & its Affiliates	.00000	46-1609795				3460 Preston Ridge, LLC	DE	DS	FMRE Holdings LLC	Ownership	100.000	Factory Mutual Insurance Company	NO	
.0000	Factory Mutual Insurance Company & its Affiliates	.00000	46-1737956				1301 Atwood LLC	DE	DS	FMRE Holdings LLC	Ownership	100.000	Factory Mutual Insurance Company	NO	
.0000	Factory Mutual Insurance Company & its Affiliates	.00000	38-3942900				81 Wyman LLC	DE	DS	FMRE Holdings LLC	Ownership	100.000	Factory Mutual Insurance Company	NO	
.0000	Factory Mutual Insurance Company & its Affiliates	.00000	30-0871090				Hobbs Solar 1 LLC	DE	DS	FMRE Holdings LLC	Ownership	100.000	Factory Mutual Insurance Company	NO	
.0000	Factory Mutual Insurance Company & its Affiliates	.00000	38-3982389				Hobbs Solar 2 LLC	DE	DS	FMRE Holdings LLC	Ownership	100.000	Factory Mutual Insurance Company	NO	
.0000	Factory Mutual Insurance Company & its Affiliates	.00000	32-0486346				Hobbs Solar 3 LLC	DE	DS	FMRE Holdings LLC	Ownership	100.000	Factory Mutual Insurance Company	NO	
.0000	Factory Mutual Insurance Company & its Affiliates	.00000					FM Asia Holdings Pte. Ltd.	SGP	DS	FMRE Holdings LLC	Ownership	100.000	Factory Mutual Insurance Company	NO	
.0000	Factory Mutual Insurance Company & its Affiliates	.00000	30-0939299				Green Street Plaza LLC	DE	DS	FMRE Holdings LLC	Ownership	100.000	Factory Mutual Insurance Company	NO	
.0000	Factory Mutual Insurance Company & its Affiliates	.00000	35-2566166				Hobbs Solar 4 LLC	DE	DS	FMRE Holdings LLC	Ownership	100.000	Factory Mutual Insurance Company	NO	
.0000	Factory Mutual Insurance Company & its Affiliates	.00000					FM Engineering Egypt LLC	EGY	DS	FM Engineering International Limited	Ownership	100.000	Factory Mutual Insurance Company	NO	
.0000	Factory Mutual Insurance Company & its Affiliates	.00000	30-0965702				343 Winter Bldg LLC	DE	DS	FMRE Holdings LLC	Ownership	100.000	Factory Mutual Insurance Company	NO	
.0000	Factory Mutual Insurance Company & its Affiliates	.00000					FM Approvals Europe Limited	IRL	DS	FM Approvals LLC	Ownership	100.000	Factory Mutual Insurance Company	NO	
.0000	Factory Mutual Insurance Company & its Affiliates	.00000	38-4085564				Hobbs Solar 5 LLC	DE	DS	FMRE Holdings LLC	Ownership	100.000	Factory Mutual Insurance Company	NO	

ANNUAL STATEMENT FOR THE YEAR 2021 OF THE FACTORY MUTUAL INSURANCE COMPANY

SCHEDULE Y

PART 1A - DETAIL OF INSURANCE HOLDING COMPANY SYSTEM

1	2	3	4	5	6	7	8	9	10	11	12	13	14	15	16
Group Code	Group Name	NAIC Company Code	ID Number	Federal RSSD	CIK	Name of Securities Exchange if Publicly Traded (U.S. or International)	Names of Parent, Subsidiaries Or Affiliates	Domiciliary Location	Relationship to Reporting Entity	Directly Controlled by (Name of Entity/Person)	Type of Control (Ownership, Board, Management, Attorney-in-Fact, Influence, Other)	If Control is Ownership Provide Percentage	Ultimate Controlling Entity(ies)/Person(s)	Is an SCA Filing Required? (Yes/No)	*
.0000	Factory Mutual Insurance Company & its Affiliates	.00000	84-4295769				99 Hayden LLC	MA	DS	FMRE Holdings LLC	Ownership	100.000	Factory Mutual Insurance Company	NO	
.0000	Factory Mutual Insurance Company & its Affiliates	.00000	85-3705167				Hobbs Solar 6 LLC	DE	DS	FMRE Holdings LLC	Ownership	100.000	Factory Mutual Insurance Company	NO	
.0000	Factory Mutual Insurance Company & its Affiliates	.00000	86-1428530				Hobbs Solar 7 LLC	RI	DS	FMRE Holdings LLC	Ownership	100.000	Factory Mutual Insurance Company	NO	
.0000	Factory Mutual Insurance Company & its Affiliates	.00000					225 Wyman LLC	DE	DS	FMRE Holdings LLC	Ownership	100.000	Factory Mutual Insurance Company	NO	
.0000	Factory Mutual Insurance Company & its Affiliates	.00000					303-333 Wyman LLC	DE	DS	FMRE Holdings LLC	Ownership	100.000	Factory Mutual Insurance Company	NO	

Asterisk	Explanation
1	Pool Participants: Factory Mutual Insurance Company (86%), Affiliated FM Insurance Company (12%), and Appalachian Insurance Company (2%).

ANNUAL STATEMENT FOR THE YEAR 2021 OF THE FACTORY MUTUAL INSURANCE COMPANY

SCHEDULE Y

PART 2 - SUMMARY OF INSURER'S TRANSACTIONS WITH ANY AFFILIATES

1	2	3	4	5	6	7	8	9	10	11	12	13
NAIC Company Code	ID Number	Names of Insurers and Parent, Subsidiaries or Affiliates	Shareholder Dividends	Capital Contributions	Purchases, Sales or Exchanges of Loans, Securities, Real Estate, Mortgage Loans or Other Investments	Income/ (Disbursements) Incurred in Connection with Guarantees or Undertakings for the Benefit of any Affiliate(s)	Management Agreements and Service Contracts	Income/ (Disbursements) Incurred Under Reinsurance Agreements	*	Any Other Material Activity Not in the Ordinary Course of the Insurer's Business	Totals	Reinsurance Recoverable/ (Payable) on Losses and/or Reserve Credit Taken/(Liability)
21482	05-0316605	Factory Mutual Insurance Company	22,000,000	(97,222,296)	0	0	104,750,768	59,762,922	*	0	89,291,394	(176,373,000)
10014	05-0254496	Affiliated FM Insurance Company	(507,500)	0	0	0	(103,018,639)	20,429,574	*	0	(83,096,565)	18,205,000
10316	05-0284861	Appalachian Insurance Company	175,000	0	0	0	(1,732,129)	0	*	0	(1,557,129)	0
	AA-1120610	FM Insurance Company Limited	0	0	0	0	0	(16,592,226)	0	0	(16,592,226)	119,258,000
	05-6009005	FMIC Holdings, Inc	332,500	303,991	0	0	0	0	0	0	636,491	0
	27-1439297	FMRE Holdings LLC	0	95,420,005	0	0	0	0	0	0	95,420,005	0
	58-2190659	TSB Loss Control Consultants, Inc	0	1,498,300	0	0	0	0	0	0	1,498,300	0
	05-0520189	FM Approvals LLC	(22,000,000)	0	0	0	0	0	0	0	(22,000,000)	0
	98-0131767	Risk Engineering Insurance Company Limit	0	0	0	0	0	(23,068,402)	0	0	(23,068,402)	(412,608,000)
	AA-2730043	FM Global de Mexico S.A. de C.V	0	0	0	0	0	0	0	0	0	95,235,000
	AA-3190418	New Providence Mutual Limited	0	0	0	0	0	0	0	0	0	(2,492,000)
	AA-1370041	FM Insurance Europe S.A	0	0	0	0	0	(40,531,868)	0	0	(40,531,868)	366,470,000
	20-2740839	Watch Hill Insurance Company	0	0	0	0	0	0	0	0	0	(7,695,000)
9999999 Control Totals			0	0	0	0	0	0	XXX	0	0	0

*Pool Participants: Factory Mutual Insurance Company (86%), Affiliated FM Insurance Company (12%), and Appalachian Insurance Company (2%)

SCHEDULE Y

PART 3 - ULTIMATE CONTROLLING PARTY AND LISTING OF OTHER U.S. INSURANCE GROUPS OR ENTITIES UNDER THAT ULTIMATE CONTROLLING PARTY'S CONTROL

1	2	3	4	5	6	7	8
Insurers in Holding Company	Owners with Greater Than 10% Ownership	Ownership Percentage Column 2 of Column 1	Granted Disclaimer of Control/ Affiliation of Column 2 Over Column 1 (Yes/No)	Ultimate Controlling Party	U.S. Insurance Groups or Entities Controlled by Column 5	Ownership Percentage (Column 5 of Column 6)	Granted Disclaimer of Control/ Affiliation of Column 5 Over Column 6 (Yes/No)
Factory Mutual Insurance Company	FMIC Holdings, Inc.	0.000	NO	Factory Mutual Insurance Company	Factory Mutual Insurance Company & its Affiliates ..	0.000	NO
Affiliated FM Insurance Company	FMIC Holdings, Inc.	100.000	NO	Factory Mutual Insurance Company	Factory Mutual Insurance Company & its Affiliates ..	100.000	NO
Appalachian Insurance Company	FMIC Holdings, Inc.	100.000	NO	Factory Mutual Insurance Company	Factory Mutual Insurance Company & its Affiliates ..	100.000	NO
.....							
.....							
.....							
.....							
.....							
.....							
.....							
.....							
.....							
.....							
.....							
.....							
.....							
.....							
.....							
.....							
.....							
.....							
.....							
.....							
.....							
.....							
.....							
.....							
.....							
.....							
.....							
.....							
.....							
.....							
.....							
.....							
.....							
.....							
.....							
.....							
.....							

**ANNUAL STATEMENT FOR THE YEAR 2021 OF THE FACTORY MUTUAL INSURANCE COMPANY
SUPPLEMENTAL EXHIBITS AND SCHEDULES INTERROGATORIES**

The following supplemental reports are required to be filed as part of your statement filing unless specifically waived by the domiciliary state. However, in the event that your domiciliary state waives the filing requirement, your response of **WAIVED** to the specific interrogatory will be accepted in lieu of filing a "NONE" report and a bar code will be printed below. If the supplement is required of your company but is not being filed for whatever reason enter **SEE EXPLANATION** and provide an explanation following the interrogatory questions.

MARCH FILING

- | | |
|---|-----------|
| 1. Will an actuarial opinion be filed by March 1? | Responses |
| 2. Will the Supplemental Compensation Exhibit be filed with the state of domicile by March 1? | YES |
| 3. Will the confidential Risk-based Capital Report be filed with the NAIC by March 1? | YES |
| 4. Will the confidential Risk-based Capital Report be filed with the state of domicile, if required by March 1? | YES |

APRIL FILING

- | | |
|--|-----|
| 5. Will the Insurance Expense Exhibit be filed with the state of domicile and the NAIC by April 1? | YES |
| 6. Will Management's Discussion and Analysis be filed by April 1? | YES |
| 7. Will the Supplemental Investment Risk Interrogatories be filed by April 1? | YES |

MAY FILING

- | | |
|--|-----|
| 8. Will this company be included in a combined annual statement which is filed with the NAIC by May 1? | YES |
|--|-----|

JUNE FILING

- | | |
|--|-----|
| 9. Will an audited financial report be filed by June 1? | YES |
| 10. Will Accountant's Letter of Qualifications be filed with the state of domicile and electronically with the NAIC by June 1? | YES |

The following supplemental reports are required to be filed as part of your annual statement filing **if your company is engaged in the type of business covered by the supplement. However, in the event that your company does not transact the type of business for which the special report must be filed, your response of NO to the specific interrogatory will be accepted in lieu of filing a "NONE" report and a bar code will be printed below.** If the supplement is required of your company but is not being filed for whatever reason enter **SEE EXPLANATION** and provide an explanation following the interrogatory questions.

MARCH FILING

- | | |
|--|-----|
| 11. Will Schedule SIS (Stockholder Information Supplement) be filed with the state of domicile by March 1? | NO |
| 12. Will the Financial Guaranty Insurance Exhibit be filed by March 1? | NO |
| 13. Will the Medicare Supplement Insurance Experience Exhibit be filed with the state of domicile and the NAIC by March 1? | NO |
| 14. Will Supplement A to Schedule T (Medical Professional Liability Supplement) be filed by March 1? | NO |
| 15. Will the Trusteed Surplus Statement be filed with the state of domicile and the NAIC by March 1? | NO |
| 16. Will the Premiums Attributed to Protected Cells Exhibit be filed by March 1? | NO |
| 17. Will the Reinsurance Summary Supplemental Filing for General Interrogatory 9 be filed with the state of domicile and the NAIC by March 1? | NO |
| 18. Will the Medicare Part D Coverage Supplement be filed with the state of domicile and the NAIC by March 1? | NO |
| 19. Will the confidential Actuarial Opinion Summary be filed with the state of domicile, if required, by March 15 (or the date otherwise specified)? | YES |
| 20. Will the Reinsurance Attestation Supplement be filed with the state of domicile and the NAIC by March 1? | YES |
| 21. Will the Exceptions to the Reinsurance Attestation Supplement be filed with the state of domicile by March 1? | NO |
| 22. Will the Bail Bond Supplement be filed with the state of domicile and the NAIC by March 1? | NO |
| 23. Will the Director and Officer Insurance Coverage Supplement be filed with the state of domicile and the NAIC by March 1? | NO |
| 24. Will an approval from the reporting entity's state of domicile for relief related to the five-year rotation requirement for lead audit partner be filed electronically with the NAIC by March 1? | NO |
| 25. Will an approval from the reporting entity's state of domicile for relief related to the one-year cooling off period for independent CPA be filed electronically with the NAIC by March 1? | NO |
| 26. Will an approval from the reporting entity's state of domicile for relief related to the Requirements for Audit Committees be filed electronically with the NAIC by March 1? | NO |
| 27. Will the Supplemental Schedule for Reinsurance Counterparty Reporting Exception - Asbestos and Pollution Contracts be filed with the state of domicile and the NAIC by March 1? | NO |

APRIL FILING

- | | |
|--|-----|
| 28. Will the Credit Insurance Experience Exhibit be filed with the state of domicile and the NAIC by April 1? | NO |
| 29. Will the Long-term Care Experience Reporting Forms be filed with the state of domicile and the NAIC by April 1? | NO |
| 30. Will the Accident and Health Policy Experience Exhibit be filed by April 1? | NO |
| 31. Will the Supplemental Health Care Exhibit (Parts 1, 2 and 3) be filed with the state of domicile and the NAIC by April 1? | NO |
| 32. Will the regulator only (non-public) Supplemental Health Care Exhibit's Expense Allocation Report be filed with the state of domicile and the NAIC by April 1? | NO |
| 33. Will the Cybersecurity and Identity Theft Insurance Coverage Supplement be filed with the state of domicile and the NAIC by April 1? | YES |
| 34. Will the Life, Health & Annuity Guaranty Association Assessable Premium Exhibit - Parts 1 and 2 be filed with the state of domicile and the NAIC by April 1? | NO |
| 35. Will the Private Flood Insurance Supplement be filed with the state of domicile and the NAIC by April 1? | YES |
| 36. Will the Mortgage Guaranty Insurance Exhibit be filed with the state of domicile and the NAIC by April 1? | NO |








AUGUST FILING

- | | |
|--|-----|
| 37. Will Management's Report of Internal Control Over Financial Reporting be filed with the state of domicile by August 1? | YES |
|--|-----|
















Explanations:

- | | |
|-----|--|
| 11. | |
| 12. | |
| 13. | |
| 14. | |
| 15. | |
| 16. | |
| 17. | |
| 18. | |
| 21. | |
| 22. | |
| 23. | |
| 24. | |
| 25. | |
| 26. | |
| 27. | |
| 28. | |
| 29. | |
| 30. | |
| 31. | |
| 32. | |
| 34. | |
| 36. | |

Bar Codes:

- | | |
|--|--|
| 11. SIS Stockholder Information Supplement [Document Identifier 420] |  |
| 12. Financial Guaranty Insurance Exhibit [Document Identifier 240] |  |
| 13. Medicare Supplement Insurance Experience Exhibit [Document Identifier 360] |  |
| 14. Supplement A to Schedule T [Document Identifier 455] |  |
| 15. Trusteed Surplus Statement [Document Identifier 490] |  |
| 16. Premiums Attributed to Protected Cells Exhibit [Document Identifier 385] |  |
| 17. Reinsurance Summary Supplemental Filing [Document Identifier 401] |  |

ANNUAL STATEMENT FOR THE YEAR 2021 OF THE FACTORY MUTUAL INSURANCE COMPANY
SUPPLEMENTAL EXHIBITS AND SCHEDULES INTERROGATORIES

- 18. Medicare Part D Coverage Supplement [Document Identifier 365] 
- 21. Exceptions to the Reinsurance Attestation Supplement [Document Identifier 400] 
- 22. Bail Bond Supplement [Document Identifier 500] 
- 23. Director and Officer Insurance Coverage Supplement [Document Identifier 505] 
- 24. Relief from the five-year rotation requirement for lead audit partner [Document Identifier 224] 
- 25. Relief from the one-year cooling off period for independent CPA [Document Identifier 225] 
- 26. Relief from the Requirements for Audit Committees [Document Identifier 226] 
- 27. Reinsurance Counterparty Reporting Exception – Asbestos and Pollution Contracts [Document Identifier 555] 
- 28. Credit Insurance Experience Exhibit [Document Identifier 230] 
- 29. Long-Term Care Experience Reporting Forms [Document Identifier 306] 
- 30. Accident and Health Policy Experience Exhibit [Document Identifier 210] 
- 31. Supplemental Health Care Exhibit (Parts 1, 2 and 3) [Document Identifier 216] 
- 32. Supplemental Health Care Exhibit's Expense Allocation Report [Document Identifier 217] 
- 34. Life, Health & Annuity Guaranty Association Assessable Premium Exhibit - Parts 1 and 2 [Document Identifier 290] 
- 36. Will the Mortgage Guaranty Insurance Exhibit [Document Identifier 565] 

ANNUAL STATEMENT FOR THE YEAR 2021 OF THE FACTORY MUTUAL INSURANCE COMPANY
OVERFLOW PAGE FOR WRITE-INS

Additional Write-ins for Assets Line 25

	Current Year			Prior Year
	1 Assets	2 Nonadmitted Assets	3 Net Admitted Assets (Cols. 1 - 2)	4 Net Admitted Assets
2504. CSV director compensation plan	5,024,210	0	5,024,210	4,923,873
2505. Miscellaneous receivable	10,753,675	3,155,934	7,597,741	5,445,230
2506. Intangible asset	12,073,637	12,073,637	0	0
2507. Cash clearing accounts	222,456,996	0	222,456,996	129,284,131
2597. Summary of remaining write-ins for Line 25 from overflow page	250,308,518	15,229,571	235,078,947	139,653,234

Additional Write-ins for Liabilities Line 25

	1 Current Year	2 Prior Year
2504. Policyholder deposits	0	1,786,648
2597. Summary of remaining write-ins for Line 25 from overflow page	0	1,786,648

Additional Write-ins for Underwriting and Investment Exhibit Part 3 Line 24

	1 Loss Adjustment Expenses	2 Other Underwriting Expenses	3 Investment Expenses	4 Total
2404. Investment Management Fees	0	0	11,260,402	11,260,402
2405. Loss on Foreign Exchange	0	0	0	0
2406. Intercompany Service Charge	0	(5,089,489)	0	(5,089,489)
2407. Engineering Fee Income	0	(32,126,948)	0	(32,126,948)
2408. Miscellaneous Expense	39,290	3,538,557	0	3,577,847
2497. Summary of remaining write-ins for Line 24 from overflow page	39,290	(33,677,880)	11,260,402	(22,378,188)

Additional Write-ins for Exhibit of Nonadmitted Assets Line 25

	1 Current Year Total Nonadmitted Assets	2 Prior Year Total Nonadmitted Assets	3 Change in Total Nonadmitted Assets (Col. 2 - Col. 1)
2504. Intangible Asset	12,073,637	12,073,637	0
2597. Summary of remaining write-ins for Line 25 from overflow page	12,073,637	12,073,637	0

Additional Write-ins for Schedule T Line 58

States, Etc.	1 Active Status	Gross Premiums, Including Policy and Membership Fees, Less Return Premiums and Premiums on Policies Not Taken		4 Dividends Paid or Credited to Policyholders on Direct Business	5 Direct Losses Paid (Deducting Salvage)	6 Direct Losses Incurred	7 Direct Losses Unpaid	8 Finance and Service Charges Not Included in Premiums	9 Direct Premiums Written for Federal Purchasing Groups (Included in Column 2)
		2 Direct Premiums Written	3 Direct Premiums Earned						
58004. AGO ANGOLA	XXX	32,711	190,528	0	0	0	0	0	0
58005. ATA ANTARCTICA	XXX	123,389	114,379	0	0	0	0	0	0
58006. ATG ANTIGUA	XXX	65,217	51,356	0	0	0	0	0	0
58007. ARG ARGENTINA	XXX	341,034	366,987	0	0	175,360	175,360	0	0
58008. ARM ARMENIA	XXX	23,412	14,872	0	0	0	0	0	0
58009. ABW ARUBA	XXX	36,492	32,538	0	0	0	0	0	0
58010. AUS AUSTRALIA	XXX	247,772,612	227,504,025	0	75,148,968	59,138,700	95,121,683	0	0
58011. AUT AUSTRIA	XXX	64,748	162,831	0	0	0	0	0	0
58012. AZE AZERBAIJAN	XXX	62,286	103,379	0	0	0	0	0	0
58013. BHS BAHAMAS	XXX	54,080	67,645	0	0	577,517	577,517	0	0
58014. BHR SAUDI ARABIA	XXX	10,661	8,296	0	0	0	0	0	0
58015. BGD BANGLADESH	XXX	43,241	60,793	0	0	0	0	0	0
58016. BRB BARBADOS	XXX	158,742	162,732	0	0	0	0	0	0
58017. BLR BELARUS	XXX	54,419	57,559	0	0	0	0	0	0
58018. BLZ BELIZE	XXX	10,367	11,896	0	0	0	0	0	0
58019. BMU BERMUDA	XXX	9,021	8,622	0	0	0	0	0	0
58020. BOL BOLIVIA	XXX	20,347	27,174	0	0	0	0	0	0
58021. BWA BOTSWANA	XXX	6,104	5,319	0	0	0	0	0	0
58022. BRA BRAZIL	XXX	746,067	883,271	0	772,999	772,999	0	0	0
58023. BGR BULGARIA	XXX	5,872	7,792	0	0	0	0	0	0
58024. KHM CAMBODIA	XXX	44,344	45,351	0	400,190	(403,014)	0	0	0
58025. CYM CAYMAN ISLANDS	XXX	37,770	37,030	0	0	0	0	0	0
58026. CHL CHILE	XXX	331,650	332,157	0	0	0	0	0	0
58027. CHN CHINA	XXX	15,268,808	14,132,544	0	0	6,999,413	6,999,413	0	0
58028. TWN CHINA - TAIWAN	XXX	5,092,469	4,573,053	0	0	(332,699)	4,767,301	0	0
58029. COL COLOMBIA	XXX	351,561	485,186	0	0	0	0	0	0
58030. COG CONGO	XXX	27,828	22,015	0	0	0	0	0	0
58031. CRI COSTA RICA	XXX	427,037	382,550	0	0	0	0	0	0
58032. CZE CZECH REPUBLIC	XXX	844,165	967,330	0	0	0	0	0	0
58033. DNK DENMARK	XXX	164,867	330,841	0	0	0	0	0	0
58034. DOM DOMINICAN REPUBLIC	XXX	431,554	447,617	0	0	0	0	0	0
58035. ECU ECUADOR	XXX	80,616	172,029	0	0	0	0	0	0
58036. EGY EGYPT	XXX	93,727	150,385	0	0	0	0	0	0
58037. SLV EL SALVADOR	XXX	108,459	119,612	0	0	0	0	0	0
58038. EST ESTONIA	XXX	5,002	3,174	0	0	0	0	0	0
58039. ETH ETHIOPIA	XXX	34,211	29,238	0	0	0	0	0	0
58040. FJI FIJI	XXX	32,115	27,204	0	0	0	0	0	0
58041. FIN FINLAND	XXX	52,094	57,707	0	0	0	0	0	0
58042. FRA FRANCE	XXX	656,146	535,187	0	1,188,584	(4,637)	17,873	0	0
58043. GEO GEORGIA	XXX	5,871	7,104	0	0	0	0	0	0
58044. DEU GERMANY	XXX	2,123,106	2,055,368	0	0	0	0	0	0
58045. GHA GHANA	XXX	30,067	26,276	0	0	0	0	0	0
58046. GTM GUATEMALA	XXX	67,248	205,664	0	0	0	0	0	0
58047. GUY GUYANA	XXX	11,301	11,482	0	0	0	0	0	0
58048. HTI HAITI	XXX	233,536	297,618	0	0	0	0	0	0
58049. HND HONDURAS	XXX	48,911	41,157	0	0	0	0	0	0
58050. HKG HONG KONG	XXX	32,313,899	30,820,537	0	1,510,080	2,242,776	2,627,177	0	0
58051. HUN HUNGARY	XXX	133,822	179,280	0	0	0	0	0	0

ANNUAL STATEMENT FOR THE YEAR 2021 OF THE FACTORY MUTUAL INSURANCE COMPANY

OVERFLOW PAGE FOR WRITE-INS

Additional Write-ins for Schedule T Line 58

States, Etc.	1 Active Status	Gross Premiums, Including Policy and Membership Fees, Less Return Premiums and Premiums on Policies Not Taken		4 Dividends Paid or Credited to Policyholders on Direct Business	5 Direct Losses Paid (Deducting Salvage)	6 Direct Losses Incurred	7 Direct Losses Unpaid	8 Finance and Service Charges Not Included in Premiums	9 Direct Premiums Written for Federal Purchasing Groups (Included in Column 2)
		2 Direct Premiums Written	3 Direct Premiums Earned						
58052. ISL ICELAND	XXX	39,646	37,318	0	0	0	0	0	0
58053. IND INDIA	XXX	2,077,615	1,975,017	0	0	0	0	0	0
58054. IDN INDONESIA	XXX	289,018	383,274	0	0	0	0	0	0
58055. IRQ IRAQ	XXX	728,061	1,062,131	0	0	0	0	0	0
58056. IRL IRELAND	XXX	167,716	203,152	0	0	0	0	0	0
58057. IMN ISLE OF MAN	XXX	33,308	7,008	0	0	0	0	0	0
58058. ISR ISRAEL	XXX	909,136	712,011	0	0	0	0	0	0
58059. ITA ITALY	XXX	1,301,709	1,732,037	0	0	0	0	0	0
58060. CIV IVORY COAST	XXX	6,088	6,117	0	0	0	0	0	0
58061. JAM JAMAICA	XXX	21,165	19,772	0	0	0	0	0	0
58062. JPN JAPAN	XXX	8,418,417	8,149,162	0	23,180,936	445,791	3,383,386	0	0
58063. KAZ KAZAKHSTAN	XXX	21,718	27,777	0	0	0	0	0	0
58064. KEN KENYA	XXX	25,383	31,018	0	0	0	0	0	0
58065. KIR KIRIBATI	XXX	23,092	20,220	0	0	0	0	0	0
58066. KWT KUWAIT	XXX	8,453	33,354	0	0	0	0	0	0
58067. LBN LEBANON	XXX	6,498	5,517	0	0	0	0	0	0
58068. LSO LESOTHO	XXX	14,640	10,779	0	0	0	0	0	0
58069. LBY LIBYA	XXX	281,149	256,695	0	0	0	0	0	0
58070. LIE LIECHTENSTEIN	XXX	68,402	45,727	0	0	0	0	0	0
58071. LTU LITHUANIA	XXX	20,255	12,382	0	0	0	0	0	0
58072. MAC MACAU	XXX	2,691,261	1,406,358	0	0	0	0	0	0
58073. MKD MACEDONIA	XXX	6,835	3,742	0	0	0	0	0	0
58074. MDG MADAGASCAR	XXX	10,661	17,308	0	0	0	0	0	0
58075. MYS MALAYSIA	XXX	1,488,602	1,723,729	0	58,235	15,288,234	15,600,000	0	0
58076. MLT MALTA	XXX	67,786	56,958	0	0	0	0	0	0
58077. MUS MAURITIUS	XXX	16,350	11,712	0	0	0	0	0	0
58078. MEX MEXICO	XXX	7,843,807	7,719,756	0	145,551	30,814,336	43,754,665	0	0
58079. MCO MONACO	XXX	7,924	8,286	0	0	0	0	0	0
58080. MAR MOROCCO	XXX	11,612	2,666	0	0	0	0	0	0
58081. MOZ MOZAMBIQUE	XXX	5,082	5,311	0	0	0	0	0	0
58082. MMR MYANMAR	XXX	6,509	105,414	0	0	0	0	0	0
58083. NLD NETHERLANDS	XXX	377,476	424,053	0	0	0	0	0	0
58084. NZL NEW ZEALAND	XXX	21,317,285	24,764,202	0	7,427,094	1,199,084	4,202,101	0	0
58085. NIC NICARAGUA	XXX	21,019	24,646	0	0	0	0	0	0
58086. NGA NIGERIA	XXX	98,757	299,539	0	0	0	0	0	0
58087. NOR NORWAY	XXX	427,547	389,057	0	0	0	0	0	0
58088. OMN OMAN	XXX	66,205	47,014	0	0	0	0	0	0
58089. PAK PAKISTAN	XXX	124,475	179,113	0	0	0	0	0	0
58090. PAN PANAMA	XXX	15,433	70,267	0	0	0	0	0	0
58091. PNG PAPUA NEW GUINEA	XXX	8,066	19,980	0	0	0	0	0	0
58092. PRY PARAGUAY	XXX	17,938	31,275	0	0	0	0	0	0
58093. PER PERU	XXX	2,155,273	1,986,406	0	0	0	0	0	0
58094. PHL PHILIPPINES	XXX	406,320	391,400	0	0	10,000,000	10,000,000	0	0
58095. POL POLAND	XXX	387,154	363,682	0	0	0	0	0	0
58096. ROM ROMANIA	XXX	30,693	45,486	0	0	0	0	0	0
58097. RUS RUSSIA	XXX	218,043	300,795	0	0	0	0	0	0
58098. KNA SAINT KITTS NEVIS	XXX	20,326	16,697	0	0	0	0	0	0
58099. LCA SAINT LUCIA	XXX	53,013	40,825	0	0	0	0	0	0
58100. MAF SAINT MARTIN DUTCH	XXX	27,893	26,064	0	0	0	0	0	0
58101. WSM SAMOA	XXX	157,232	120,600	0	0	0	0	0	0
58102. SAU SAUDI ARABIA	XXX	414,276	560,321	0	0	0	0	0	0
58103. SRB SERBIA	XXX	19,625	23,834	0	0	0	0	0	0
58104. SGP SINGAPORE	XXX	42,462,532	43,757,136	0	1,421,736	21,763,490	23,336,450	0	0
58105. SVK SLOVAK REPUBLIC	XXX	155,085	132,823	0	0	0	0	0	0
58106. ZAF SOUTH AFRICA	XXX	123,101	105,280	0	0	0	0	0	0
58107. KOR SOUTH KOREA	XXX	1,280,234	1,119,081	0	0	11,005,789	11,419,120	0	0
58108. ESP SPAIN	XXX	63,054	175,036	0	0	0	0	0	0
58109. LKA SRI LANKA	XXX	22,577	23,371	0	0	0	0	0	0
58110. SUR SURINAM	XXX	10,219	12,957	0	0	0	0	0	0
58111. SWE SWEDEN	XXX	88,957	62,488	0	0	0	0	0	0
58112. CHE SWITZERLAND	XXX	1,765,784	1,464,084	0	0	0	0	0	0
58113. THA THAILAND	XXX	862,476	936,116	0	1,191,834	(140)	0	0	0
58114. TON TONGA	XXX	25,538	47,586	0	0	0	0	0	0
58115. TTO TRINIDAD TOBAGO	XXX	222,479	664,059	0	0	0	0	0	0
58116. TUR TURKEY	XXX	136,861	210,507	0	402,876	402,876	0	0	0
58117. TCA TURKS CAICOS IS	XXX	56,353	45,203	0	0	0	0	0	0
58118. UKR UKRAINE	XXX	65,989	55,897	0	0	0	0	0	0
58119. ARE UNITED ARAB EMIRATES	XXX	262,617	409,364	0	0	0	0	0	0
58120. GBR UNITED KINGDOM	XXX	1,431,116	1,379,945	0	0	288,758	2,288,758	0	0
58121. URY URUGUAY	XXX	18,827	17,121	0	0	0	0	0	0
58122. VEN VENEZUELA	XXX	48,949	395,342	0	0	0	0	0	0
58123. VNM VIETNAM	XXX	972,968	484,580	0	0	0	0	0	0
58124. ZZZ Other Alien	XXX	(351,075)	958,852	0	0	380,066	451,302	0	0
58125.	XXX	0	0	0	0	0	0	0	0
58126.	XXX	0	0	0	0	0	0	0	0
58997. Summary of remaining write-ins for Line 58 from overflow page	XXX	411,399,600	394,710,482	0	112,849,084	160,754,700	224,722,106	0	0