



PROPERTY AND CASUALTY COMPANIES - ASSOCIATION EDITION

ANNUAL STATEMENT

FOR THE YEAR ENDED DECEMBER 31, 2021
OF THE CONDITION AND AFFAIRS OF THE

NARRAGANSETT BAY INSURANCE COMPANY

NAIC Group Code 4861 4861 NAIC Company Code 43001 Employer's ID Number 05-0394576
(Current) (Prior)

Organized under the Laws of Rhode Island, State of Domicile or Port of Entry RI
Country of Domicile United States of America

Incorporated/Organized 06/10/1981 Commenced Business 04/01/1982

Statutory Home Office 1301 Atwood Ave, Suite 316E, Johnston, RI, US 02919
(Street and Number) (City or Town, State, Country and Zip Code)

Main Administrative Office 1301 Atwood Ave, Suite 316E, Johnston, RI, US 02919, 401-725-5600
(Street and Number) (City or Town, State, Country and Zip Code) (Area Code) (Telephone Number)

Mail Address P. O. Box 9950, Providence, RI, US 02940
(Street and Number or P.O. Box) (City or Town, State, Country and Zip Code)

Primary Location of Books and Records 1301 Atwood Ave, Suite 316E, Johnston, RI, US 02919, 401-725-5600
(Street and Number) (City or Town, State, Country and Zip Code) (Area Code) (Telephone Number)

Internet Website Address www.nbic.com

Statutory Statement Contact Michael McNamara, 401-495-8925
(Name) (Area Code) (Telephone Number)
mmcnamara@nbic.com, 401-495-8914
(E-mail Address) (FAX Number)

OFFICERS

Chief Executive Officer Ernie Jose Garateix President Timothy Michael Moura
Chief Financial Officer Kirk Howard Lusk Secretary Kirk Howard Lusk

OTHER

DIRECTORS OR TRUSTEES

Ernie Jose Garateix Richard Alexander Widdicombe Vijay Shankarro Walvekar
Irimi Barlas Joseph Shanju Vattamattam

State of Rhode Island SS
County of Providence

The officers of this reporting entity being duly sworn, each depose and say that they are the described officers of said reporting entity, and that on the reporting period stated above, all of the herein described assets were the absolute property of the said reporting entity, free and clear from any liens or claims thereon, except as herein stated, and that this statement, together with related exhibits, schedules and explanations therein contained, annexed or referred to, is a full and true statement of all the assets and liabilities and of the condition and affairs of the said reporting entity as of the reporting period stated above, and of its income and deductions therefrom for the period ended, and have been completed in accordance with the NAIC Annual Statement Instructions and Accounting Practices and Procedures manual except to the extent that: (1) state law may differ; or, (2) that state rules or regulations require differences in reporting not related to accounting practices and procedures, according to the best of their information, knowledge and belief, respectively. Furthermore, the scope of this attestation by the described officers also includes the related corresponding electronic filing with the NAIC, when required, that is an exact copy (except for formatting differences due to electronic filing) of the enclosed statement. The electronic filing may be requested by various regulators in lieu of or in addition to the enclosed statement.

Ernie Jose Garateix
Chief Executive Officer

Kirk Howard Lusk
Chief Financial Officer

Timothy Michael Moura
President

Subscribed and sworn to before me this
day of

- a. Is this an original filing? Yes [X] No []
b. If no,
1. State the amendment number
2. Date filed
3. Number of pages attached



ANNUAL STATEMENT FOR THE YEAR 2021 OF THE Narragansett Bay Insurance Company

EXHIBIT OF PREMIUMS AND LOSSES (Statutory Page 14)

NAIC Group Code 4861

BUSINESS IN THE STATE OF California

DURING THE YEAR 2021

NAIC Company Code 43001

Line of Business	Gross Premiums, Including Policy and Membership Fees, Less Return Premiums and Premiums on Policies not Taken		3 Dividends Paid or Credited to Policyholders on Direct Business	4 Direct Unearned Premium Reserves	5 Direct Losses Paid (deducting salvage)	6 Direct Losses Incurred	7 Direct Losses Unpaid	8 Direct Defense and Cost Containment Expense Paid	9 Direct Defense and Cost Containment Expense Incurred	10 Direct Defense and Cost Containment Expense Unpaid	11 Commissions and Brokerage Expenses	12 Taxes, Licenses and Fees
	1 Direct Premiums Written	2 Direct Premiums Earned										
1. Fire										1		
2.1 Allied lines		251								1		
2.2 Multiple peril crop												
2.3 Federal flood												
2.4 Private crop												
2.5 Private flood												
3. Farmowners multiple peril												
4. Homeowners multiple peril	6,094,155	4,351,912		3,396,951	1,106,056	1,513,357	412,264	39,074	55,290	16,759	946,104	115,709
5.1 Commercial multiple peril (non-liability portion)												
5.2 Commercial multiple peril (liability portion)												
6. Mortgage guaranty												
8. Ocean marine												
9. Inland marine	2,985	1,741		1,633								77
10. Financial guaranty												
11. Medical professional liability												
12. Earthquake	111,762	79,489		63,668								2,081
13. Group accident and health (b)												
14. Credit accident and health (group and individual)												
15.1 Collectively renewable accident and health (b)												
15.2 Non-cancelable accident and health(b)												
15.3 Guaranteed renewable accident and health(b)												
15.4 Non-renewable for stated reasons only (b)												
15.5 Other accident only												
15.6 Medicare Title XVIII exempt from state taxes or fees												
15.7 All other accident and health (b)												
15.8 Federal employees health benefits plan premium (b)												
16. Workers' compensation												
17.1 Other Liability - occurrence										4		
17.2 Other Liability - claims made												
17.3 Excess workers' compensation												
18. Products liability												
19.1 Private passenger auto no-fault (personal injury protection)												
19.2 Other private passenger auto liability												
19.3 Commercial auto no-fault (personal injury protection)												
19.4 Other commercial auto liability												
21.1 Private passenger auto physical damage												
21.2 Commercial auto physical damage												
22. Aircraft (all perils)												
23. Fidelity												
24. Surety												
26. Burglary and theft												
27. Boiler and machinery		1,931										
28. Credit												
29. International												
30. Warranty												
34. Aggregate write-ins for other lines of business	0	0	0	0	0	0	0	0	0	0	0	0
35. TOTALS (a)	6,208,902	4,435,324	0	3,462,252	1,106,056	1,513,357	412,264	39,074	55,290	16,765	946,104	117,867
DETAILS OF WRITE-INS												
3401.												
3402.												
3403.												
3498. Summary of remaining write-ins for Line 34 from overflow page	0	0	0	0	0	0	0	0	0	0	0	0
3499. Totals (Lines 3401 thru 3403 plus 3498)(Line 34 above)	0	0	0	0	0	0	0	0	0	0	0	0

(a) Finance and service charges not included in Lines 1 to 35 \$ 80,650

(b) For health business on indicated lines report: Number of persons insured under PPO managed care products and number of persons insured under indemnity only products

19 CA



ANNUAL STATEMENT FOR THE YEAR 2021 OF THE Narragansett Bay Insurance Company

EXHIBIT OF PREMIUMS AND LOSSES (Statutory Page 14)

NAIC Group Code 4861

BUSINESS IN THE STATE OF Connecticut

DURING THE YEAR 2021

NAIC Company Code 43001

Table with 12 columns: Line of Business, Gross Premiums (Direct Written, Direct Earned), Dividends Paid, Direct Unearned Premium Reserves, Direct Losses Paid, Direct Losses Incurred, Direct Losses Unpaid, Direct Defense and Cost Containment Expense Paid, Direct Defense and Cost Containment Expense Incurred, Direct Defense and Cost Containment Expense Unpaid, Commissions and Brokerage Expenses, Taxes, Licenses and Fees. Rows include Fire, Multiple peril crop, Federal flood, Private crop, Private flood, Farmowners multiple peril, Homeowners multiple peril, Commercial multiple peril, Mortgage guaranty, Ocean marine, Inland marine, Financial guaranty, Medical professional liability, Earthquake, Group accident and health, Credit accident and health, Medicare Title XVIII, All other accident and health, Federal employees health benefits plan premium, Workers' compensation, Other Liability, Products liability, Private passenger auto, Commercial auto, Aircraft, Fidelity, Surety, Burglary and theft, Boiler and machinery, Credit, International, Warranty, Aggregate write-ins, and TOTALS (a). Includes a sub-section for DETAILS OF WRITE-INS (3401-3499).

(a) Finance and service charges not included in Lines 1 to 35 \$ 182,730

(b) For health business on indicated lines report: Number of persons insured under PPO managed care products and number of persons insured under indemnity only products

19 CT



ANNUAL STATEMENT FOR THE YEAR 2021 OF THE Narragansett Bay Insurance Company

EXHIBIT OF PREMIUMS AND LOSSES (Statutory Page 14)

NAIC Group Code 4861

BUSINESS IN THE STATE OF Delaware

DURING THE YEAR 2021

NAIC Company Code 43001

Line of Business	Gross Premiums, Including Policy and Membership Fees, Less Return Premiums and Premiums on Policies not Taken		3 Dividends Paid or Credited to Policyholders on Direct Business	4 Direct Unearned Premium Reserves	5 Direct Losses Paid (deducting salvage)	6 Direct Losses Incurred	7 Direct Losses Unpaid	8 Direct Defense and Cost Containment Expense Paid	9 Direct Defense and Cost Containment Expense Incurred	10 Direct Defense and Cost Containment Expense Unpaid	11 Commissions and Brokerage Expenses	12 Taxes, Licenses and Fees
	1 Direct Premiums Written	2 Direct Premiums Earned										
1. Fire												
2.1 Allied lines												
2.2 Multiple peril crop												
2.3 Federal flood												
2.4 Private crop												
2.5 Private flood												
3. Farmowners multiple peril												
4. Homeowners multiple peril	1,687,786	837,433		966,219	66,674	69,138	2,465	7,578	9,120	1,542	274,627	30,856
5.1 Commercial multiple peril (non-liability portion)											21	
5.2 Commercial multiple peril (liability portion)												
6. Mortgage guaranty												
8. Ocean marine												
9. Inland marine	19,560	10,828		9,980							3,180	386
10. Financial guaranty												
11. Medical professional liability												
12. Earthquake	1,875	740		1,135							305	33
13. Group accident and health (b)												
14. Credit accident and health (group and individual)												
15.1 Collectively renewable accident and health (b)												
15.2 Non-cancelable accident and health(b)												
15.3 Guaranteed renewable accident and health(b)												
15.4 Non-renewable for stated reasons only (b)												
15.5 Other accident only												
15.6 Medicare Title XVIII exempt from state taxes or fees												
15.7 All other accident and health (b)												
15.8 Federal employees health benefits plan premium (b)												
16. Workers' compensation												
17.1 Other Liability - occurrence	19,428	10,026		10,862							3,163	316
17.2 Other Liability - claims made												
17.3 Excess workers' compensation												
18. Products liability												
19.1 Private passenger auto no-fault (personal injury protection)												
19.2 Other private passenger auto liability												
19.3 Commercial auto no-fault (personal injury protection)												
19.4 Other commercial auto liability												
21.1 Private passenger auto physical damage												
21.2 Commercial auto physical damage												
22. Aircraft (all perils)												
23. Fidelity												
24. Surety												
26. Burglary and theft												
27. Boiler and machinery	33,085	16,190		19,247							5,384	648
28. Credit												
29. International												
30. Warranty												
34. Aggregate write-ins for other lines of business	0	0	0	0	0	0	0	0	0	0	0	0
35. TOTALS (a)	1,761,734	875,217	0	1,007,443	66,674	69,138	2,465	7,578	9,120	1,542	286,680	32,239
DETAILS OF WRITE-INS												
3401.												
3402.												
3403.												
3498. Summary of remaining write-ins for Line 34 from overflow page	0	0	0	0	0	0	0	0	0	0	0	0
3499. Totals (Lines 3401 thru 3403 plus 3498)(Line 34 above)	0	0	0	0	0	0	0	0	0	0	0	0

(a) Finance and service charges not included in Lines 1 to 35 \$ 3,120

(b) For health business on indicated lines report: Number of persons insured under PPO managed care products and number of persons insured under indemnity only products

19 DE



ANNUAL STATEMENT FOR THE YEAR 2021 OF THE Narragansett Bay Insurance Company

EXHIBIT OF PREMIUMS AND LOSSES (Statutory Page 14)

NAIC Group Code 4861

BUSINESS IN THE STATE OF Florida

DURING THE YEAR 2021

NAIC Company Code 43001

Line of Business	Gross Premiums, Including Policy and Membership Fees, Less Return Premiums and Premiums on Policies not Taken		3 Dividends Paid or Credited to Policyholders on Direct Business	4 Direct Unearned Premium Reserves	5 Direct Losses Paid (deducting salvage)	6 Direct Losses Incurred	7 Direct Losses Unpaid	8 Direct Defense and Cost Containment Expense Paid	9 Direct Defense and Cost Containment Expense Incurred	10 Direct Defense and Cost Containment Expense Unpaid	11 Commissions and Brokerage Expenses	12 Taxes, Licenses and Fees
	1 Direct Premiums Written	2 Direct Premiums Earned										
1. Fire												
2.1 Allied lines	(5,143)	10,465		(15,608)								
2.2 Multiple peril crop												
2.3 Federal flood												
2.4 Private crop												
2.5 Private flood												
3. Farmowners multiple peril												
4. Homeowners multiple peril	896,852	492,222		408,309	20,114	48,715	28,601	155	171	16	112,425	15,428
5.1 Commercial multiple peril (non-liability portion)												
5.2 Commercial multiple peril (liability portion)												
6. Mortgage guaranty												
8. Ocean marine												
9. Inland marine	(2,035)	(2,035)										
10. Financial guaranty												
11. Medical professional liability												
12. Earthquake	100	100										
13. Group accident and health (b)												
14. Credit accident and health (group and individual)												
15.1 Collectively renewable accident and health (b)												
15.2 Non-cancelable accident and health(b)												
15.3 Guaranteed renewable accident and health(b)												
15.4 Non-renewable for stated reasons only (b)												
15.5 Other accident only												
15.6 Medicare Title XVIII exempt from state taxes or fees												
15.7 All other accident and health (b)												
15.8 Federal employees health benefits plan premium (b)												
16. Workers' compensation												
17.1 Other Liability - occurrence		445		(445)								
17.2 Other Liability - claims made												
17.3 Excess workers' compensation												
18. Products liability												
19.1 Private passenger auto no-fault (personal injury protection)												
19.2 Other private passenger auto liability												
19.3 Commercial auto no-fault (personal injury protection)												
19.4 Other commercial auto liability												
21.1 Private passenger auto physical damage												
21.2 Commercial auto physical damage												
22. Aircraft (all perils)												
23. Fidelity												
24. Surety												
26. Burglary and theft												
27. Boiler and machinery	200	35		165								
28. Credit												
29. International												
30. Warranty												
34. Aggregate write-ins for other lines of business	0	0	0	0	0	0	0	0	0	0	0	0
35. TOTALS (a)	889,974	501,232	0	392,421	20,114	48,715	28,601	155	171	16	112,425	15,428
DETAILS OF WRITE-INS												
3401.												
3402.												
3403.												
3498. Summary of remaining write-ins for Line 34 from overflow page	0	0	0	0	0	0	0	0	0	0	0	0
3499. Totals (Lines 3401 thru 3403 plus 3498)(Line 34 above)	0	0	0	0	0	0	0	0	0	0	0	0

(a) Finance and service charges not included in Lines 1 to 35 \$552

(b) For health business on indicated lines report: Number of persons insured under PPO managed care products and number of persons insured under indemnity only products

19 FL



ANNUAL STATEMENT FOR THE YEAR 2021 OF THE Narragansett Bay Insurance Company

EXHIBIT OF PREMIUMS AND LOSSES (Statutory Page 14)

NAIC Group Code 4861

BUSINESS IN THE STATE OF Maryland

DURING THE YEAR 2021

NAIC Company Code 43001

Table with 12 columns: Line of Business, Direct Premiums Written, Direct Premiums Earned, Dividends Paid or Credited to Policyholders on Direct Business, Direct Unearned Premium Reserves, Direct Losses Paid (deducting salvage), Direct Losses Incurred, Direct Losses Unpaid, Direct Defense and Cost Containment Expense Paid, Direct Defense and Cost Containment Expense Incurred, Direct Defense and Cost Containment Expense Unpaid, Commissions and Brokerage Expenses, Taxes, Licenses and Fees. Rows include Fire, Multiple peril crop, Federal flood, Private crop, Private flood, Farmowners multiple peril, Homeowners multiple peril, Commercial multiple peril (non-liability portion), Commercial multiple peril (liability portion), Mortgage guaranty, Ocean marine, Inland marine, Financial guaranty, Medical professional liability, Earthquake, Group accident and health (b), Credit accident and health (group and individual), Collectively renewable accident and health (b), Non-cancelable accident and health(b), Guaranteed renewable accident and health(b), Non-renewable for stated reasons only (b), Other accident only, Medicare Title XVIII exempt from state taxes or fees, All other accident and health (b), Federal employees health benefits plan premium (b), Workers' compensation, Other Liability - occurrence, Other Liability - claims made, Excess workers' compensation, Products liability, Private passenger auto no-fault (personal injury protection), Other private passenger auto liability, Commercial auto no-fault (personal injury protection), Other commercial auto liability, Private passenger auto physical damage, Commercial auto physical damage, Aircraft (all perils), Fidelity, Surety, Burglary and theft, Boiler and machinery, Credit, International, Warranty, Aggregate write-ins for other lines of business, TOTALS (a), DETAILS OF WRITE-INS, 3401, 3402, 3403, 3498, 3499.

(a) Finance and service charges not included in Lines 1 to 35 \$855

(b) For health business on indicated lines report: Number of persons insured under PPO managed care products and number of persons insured under indemnity only products

19 MD



ANNUAL STATEMENT FOR THE YEAR 2021 OF THE Narragansett Bay Insurance Company

EXHIBIT OF PREMIUMS AND LOSSES (Statutory Page 14)

NAIC Group Code 4861

BUSINESS IN THE STATE OF Massachusetts

DURING THE YEAR 2021

NAIC Company Code 43001

Line of Business	Gross Premiums, Including Policy and Membership Fees, Less Return Premiums and Premiums on Policies not Taken		3 Dividends Paid or Credited to Policyholders on Direct Business	4 Direct Unearned Premium Reserves	5 Direct Losses Paid (deducting salvage)	6 Direct Losses Incurred	7 Direct Losses Unpaid	8 Direct Defense and Cost Containment Expense Paid	9 Direct Defense and Cost Containment Expense Incurred	10 Direct Defense and Cost Containment Expense Unpaid	11 Commissions and Brokerage Expenses	12 Taxes, Licenses and Fees
	1 Direct Premiums Written	2 Direct Premiums Earned										
1. Fire	743,597	659,339		378,567	300,879	224,120	73,684	22,581	18,808	16,724	91,233	10,468
2.1 Allied lines	1,354,067	1,360,118		756,493	432,418	492,090	101,672	61,878	97,940	47,781	206,540	23,823
2.2 Multiple peril crop												
2.3 Federal flood												
2.4 Private crop												
2.5 Private flood												
3. Farmowners multiple peril												
4. Homeowners multiple peril	68,862,542	66,564,290		36,768,486	24,039,226	25,640,063	10,127,798	2,590,137	3,359,233	2,263,419	11,111,883	1,257,370
5.1 Commercial multiple peril (non-liability portion)										305		
5.2 Commercial multiple peril (liability portion)												
6. Mortgage guaranty												
8. Ocean marine												
9. Inland marine	735,499	713,239		378,403	119,399	151,519	40,013	3,663	6,801	4,327	118,604	13,649
10. Financial guaranty												
11. Medical professional liability												
12. Earthquake	124,949	125,075		62,385							20,203	2,322
13. Group accident and health (b)												
14. Credit accident and health (group and individual)												
15.1 Collectively renewable accident and health (b)												
15.2 Non-cancelable accident and health(b)												
15.3 Guaranteed renewable accident and health(b)												
15.4 Non-renewable for stated reasons only (b)												
15.5 Other accident only												
15.6 Medicare Title XVIII exempt from state taxes or fees												
15.7 All other accident and health (b)												
15.8 Federal employees health benefits plan premium (b)												
16. Workers' compensation												
17.1 Other Liability - occurrence	1,067,448	994,720		566,034	507,844	247,126	702,150	5,135	(27,374)	30,397	168,457	19,388
17.2 Other Liability - claims made												
17.3 Excess workers' compensation												
18. Products liability												
19.1 Private passenger auto no-fault (personal injury protection)												
19.2 Other private passenger auto liability												
19.3 Commercial auto no-fault (personal injury protection)												
19.4 Other commercial auto liability												
21.1 Private passenger auto physical damage												
21.2 Commercial auto physical damage												
22. Aircraft (all perils)												
23. Fidelity												
24. Surety												
26. Burglary and theft												
27. Boiler and machinery	817,841	837,329		432,612	150,874	159,264	31,855	2,927	3,149	850	132,246	15,224
28. Credit												
29. International												
30. Warranty												
34. Aggregate write-ins for other lines of business	0	0	0	0	0	0	0	0	0	0	0	0
35. TOTALS (a)	73,705,943	71,254,110	0	39,342,980	25,550,640	26,914,182	11,077,172	2,686,321	3,458,557	2,363,803	11,849,166	1,342,244
DETAILS OF WRITE-INS												
3401.												
3402.												
3403.												
3498. Summary of remaining write-ins for Line 34 from overflow page	0	0	0	0	0	0	0	0	0	0	0	0
3499. Totals (Lines 3401 thru 3403 plus 3498)(Line 34 above)	0	0	0	0	0	0	0	0	0	0	0	0

(a) Finance and service charges not included in Lines 1 to 35 \$ 322,030

(b) For health business on indicated lines report: Number of persons insured under PPO managed care products and number of persons insured under indemnity only products

19 MA



ANNUAL STATEMENT FOR THE YEAR 2021 OF THE Narragansett Bay Insurance Company

EXHIBIT OF PREMIUMS AND LOSSES (Statutory Page 14)

NAIC Group Code 4861

BUSINESS IN THE STATE OF New Jersey

DURING THE YEAR 2021

NAIC Company Code 43001

Line of Business	Gross Premiums, Including Policy and Membership Fees, Less Return Premiums and Premiums on Policies not Taken		3 Dividends Paid or Credited to Policyholders on Direct Business	4 Direct Unearned Premium Reserves	5 Direct Losses Paid (deducting salvage)	6 Direct Losses Incurred	7 Direct Losses Unpaid	8 Direct Defense and Cost Containment Expense Paid	9 Direct Defense and Cost Containment Expense Incurred	10 Direct Defense and Cost Containment Expense Unpaid	11 Commissions and Brokerage Expenses	12 Taxes, Licenses and Fees
	1 Direct Premiums Written	2 Direct Premiums Earned										
1. Fire	1,935,375	1,559,787		1,054,004	670,763	671,851	17,364	22,148	21,328	6,018	294,442	35,274
2.1 Allied lines	3,264,945	2,641,799		1,794,444	1,214,147	1,123,451	123,291	156,625	174,724	41,036	678,904	60,175
2.2 Multiple peril crop												
2.3 Federal flood												
2.4 Private crop												
2.5 Private flood	1,110,683	961,125		612,495								20,664
3. Farmowners multiple peril												
4. Homeowners multiple peril	71,139,047	68,191,194		37,693,565	35,820,201	32,945,097	11,184,624	4,020,184	3,735,082	2,242,297	11,082,224	1,319,081
5.1 Commercial multiple peril (non-liability portion)	2,564,571	1,982,236		1,311,710	69,269	346,987	395,836	49,564	132,909	99,890	399,565	47,729
5.2 Commercial multiple peril (liability portion)												
6. Mortgage guaranty												
8. Ocean marine												
9. Inland marine	634,954	585,572		341,889	79,872	78,321	6,034	1,194	1,227	2,043	98,858	11,721
10. Financial guaranty												
11. Medical professional liability												
12. Earthquake	33,058	34,726		19,538							5,154	616
13. Group accident and health (b)												
14. Credit accident and health (group and individual)												
15.1 Collectively renewable accident and health (b)												
15.2 Non-cancelable accident and health(b)												
15.3 Guaranteed renewable accident and health(b)												
15.4 Non-renewable for stated reasons only (b)												
15.5 Other accident only												
15.6 Medicare Title XVIII exempt from state taxes or fees												
15.7 All other accident and health (b)												
15.8 Federal employees health benefits plan premium (b)												
16. Workers' compensation												976
17.1 Other Liability - occurrence	1,074,579	915,789		579,045	34,717	563,752	1,987,460	25,183	191,909	455,999	167,294	19,915
17.2 Other Liability - claims made												
17.3 Excess workers' compensation												
18. Products liability												
19.1 Private passenger auto no-fault (personal injury protection)												
19.2 Other private passenger auto liability												
19.3 Commercial auto no-fault (personal injury protection)												
19.4 Other commercial auto liability												
21.1 Private passenger auto physical damage												
21.2 Commercial auto physical damage												
22. Aircraft (all perils)												
23. Fidelity												
24. Surety												
26. Burglary and theft												
27. Boiler and machinery	1,369,365	1,386,603		731,606	239,232	198,532	19,508	2,521	3,186	2,325	213,265	25,374
28. Credit												
29. International												
30. Warranty												
34. Aggregate write-ins for other lines of business	0	0	0	0	0	0	0	0	0	0	0	0
35. TOTALS (a)	83,126,577	78,258,831	0	44,138,296	38,128,201	35,927,991	13,734,117	4,277,419	4,260,365	2,849,608	12,939,706	1,541,525
DETAILS OF WRITE-INS												
3401.												
3402.												
3403.												
3498. Summary of remaining write-ins for Line 34 from overflow page	0	0	0	0	0	0	0	0	0	0	0	0
3499. Totals (Lines 3401 thru 3403 plus 3498)(Line 34 above)	0	0	0	0	0	0	0	0	0	0	0	0

(a) Finance and service charges not included in Lines 1 to 35 \$ 154,005

(b) For health business on indicated lines report: Number of persons insured under PPO managed care products and number of persons insured under indemnity only products

19 NJ



ANNUAL STATEMENT FOR THE YEAR 2021 OF THE Narragansett Bay Insurance Company

EXHIBIT OF PREMIUMS AND LOSSES (Statutory Page 14)

NAIC Group Code 4861

BUSINESS IN THE STATE OF New York

DURING THE YEAR 2021

NAIC Company Code 43001

Table with 12 columns: Line of Business, Direct Premiums Written, Direct Premiums Earned, Dividends Paid or Credited to Policyholders on Direct Business, Direct Unearned Premium Reserves, Direct Losses Paid (deducting salvage), Direct Losses Incurred, Direct Losses Unpaid, Direct Defense and Cost Containment Expense Paid, Direct Defense and Cost Containment Expense Incurred, Direct Defense and Cost Containment Expense Unpaid, Commissions and Brokerage Expenses, Taxes, Licenses and Fees. Rows include Fire, Multiple peril crop, Federal flood, Private crop, Private flood, Farmowners multiple peril, Homeowners multiple peril, Commercial multiple peril (non-liability portion), Commercial multiple peril (liability portion), Mortgage guaranty, Ocean marine, Inland marine, Financial guaranty, Medical professional liability, Earthquake, Group accident and health (b), Credit accident and health (group and individual), Collectively renewable accident and health (b), Non-cancelable accident and health(b), Guaranteed renewable accident and health(b), Non-renewable for stated reasons only (b), Other accident only, Medicare Title XVIII exempt from state taxes or fees, All other accident and health (b), Federal employees health benefits plan premium (b), Workers' compensation, Other Liability - occurrence, Other Liability - claims made, Excess workers' compensation, Products liability, Private passenger auto no-fault (personal injury protection), Other private passenger auto liability, Commercial auto no-fault (personal injury protection), Other commercial auto liability, Private passenger auto physical damage, Commercial auto physical damage, Aircraft (all perils), Fidelity, Surety, Burglary and theft, Boiler and machinery, Credit, International, Warranty, Aggregate write-ins for other lines of business, TOTALS (a), DETAILS OF WRITE-INS, 3401, 3402, 3403, 3498, 3499.

(a) Finance and service charges not included in Lines 1 to 35 \$ 958,445

(b) For health business on indicated lines report: Number of persons insured under PPO managed care products and number of persons insured under indemnity only products

19.NY



ANNUAL STATEMENT FOR THE YEAR 2021 OF THE Narragansett Bay Insurance Company

EXHIBIT OF PREMIUMS AND LOSSES (Statutory Page 14)

NAIC Group Code 4861

BUSINESS IN THE STATE OF Rhode Island

DURING THE YEAR 2021

NAIC Company Code 43001

Line of Business	Gross Premiums, Including Policy and Membership Fees, Less Return Premiums and Premiums on Policies not Taken		3 Dividends Paid or Credited to Policyholders on Direct Business	4 Direct Unearned Premium Reserves	5 Direct Losses Paid (deducting salvage)	6 Direct Losses Incurred	7 Direct Losses Unpaid	8 Direct Defense and Cost Containment Expense Paid	9 Direct Defense and Cost Containment Expense Incurred	10 Direct Defense and Cost Containment Expense Unpaid	11 Commissions and Brokerage Expenses	12 Taxes, Licenses and Fees
	1 Direct Premiums Written	2 Direct Premiums Earned										
1. Fire	1,936,302	1,419,383		1,058,146	207,611	(268,457)	83,737	24,241	(1,212)	10,502	289,993	33,909
2.1 Allied lines	2,370,369	2,339,228		1,302,362	1,677,144	1,664,832	253,161	210,068	244,416	64,516	343,170	40,253
2.2 Multiple peril crop												
2.3 Federal flood												
2.4 Private crop												
2.5 Private flood												
3. Farmowners multiple peril												
4. Homeowners multiple peril	31,579,715	28,712,080		17,097,998	13,002,962	12,527,989	6,456,870	1,622,180	1,554,288	998,005	5,035,809	578,544
5.1 Commercial multiple peril (non-liability portion)										264		
5.2 Commercial multiple peril (liability portion)												
6. Mortgage guaranty												
8. Ocean marine												
9. Inland marine	203,482	192,748		104,765	68,220	19,154	13,371	899	(793)	958	32,323	3,779
10. Financial guaranty												
11. Medical professional liability												
12. Earthquake	26,294	26,091		12,020							4,176	488
13. Group accident and health (b)												
14. Credit accident and health (group and individual)												
15.1 Collectively renewable accident and health (b)												
15.2 Non-cancelable accident and health(b)												
15.3 Guaranteed renewable accident and health(b)												
15.4 Non-renewable for stated reasons only (b)												
15.5 Other accident only												
15.6 Medicare Title XVIII exempt from state taxes or fees												
15.7 All other accident and health (b)												
15.8 Federal employees health benefits plan premium (b)												
16. Workers' compensation												
17.1 Other Liability - occurrence	656,985	595,313		347,911	256,124	(303,436)	1,182,501	73,339	77,362	243,842	95,877	11,275
17.2 Other Liability - claims made												
17.3 Excess workers' compensation												
18. Products liability												
19.1 Private passenger auto no-fault (personal injury protection)												
19.2 Other private passenger auto liability												
19.3 Commercial auto no-fault (personal injury protection)												
19.4 Other commercial auto liability												
21.1 Private passenger auto physical damage												
21.2 Commercial auto physical damage												
22. Aircraft (all perils)												
23. Fidelity												
24. Surety												
26. Burglary and theft												
27. Boiler and machinery	463,924	423,542		255,079	78,318	82,048	9,987	1,112	1,025	371	73,696	8,638
28. Credit												
29. International												
30. Warranty												
34. Aggregate write-ins for other lines of business	0	0	0	0	0	0	0	0	0	0	0	0
35. TOTALS (a)	37,237,071	33,708,385	0	20,178,281	15,290,379	13,722,130	7,999,627	1,931,839	1,875,086	1,318,458	5,875,044	676,886
DETAILS OF WRITE-INS												
3401.												
3402.												
3403.												
3498. Summary of remaining write-ins for Line 34 from overflow page	0	0	0	0	0	0	0	0	0	0	0	0
3499. Totals (Lines 3401 thru 3403 plus 3498)(Line 34 above)	0	0	0	0	0	0	0	0	0	0	0	0

(a) Finance and service charges not included in Lines 1 to 35 \$ 185,435

(b) For health business on indicated lines report: Number of persons insured under PPO managed care products and number of persons insured under indemnity only products

19.RI



ANNUAL STATEMENT FOR THE YEAR 2021 OF THE Narragansett Bay Insurance Company

EXHIBIT OF PREMIUMS AND LOSSES (Statutory Page 14)

NAIC Group Code 4861

BUSINESS IN THE STATE OF Virginia

DURING THE YEAR 2021

NAIC Company Code 43001

Line of Business	Gross Premiums, Including Policy and Membership Fees, Less Return Premiums and Premiums on Policies not Taken		3 Dividends Paid or Credited to Policyholders on Direct Business	4 Direct Unearned Premium Reserves	5 Direct Losses Paid (deducting salvage)	6 Direct Losses Incurred	7 Direct Losses Unpaid	8 Direct Defense and Cost Containment Expense Paid	9 Direct Defense and Cost Containment Expense Incurred	10 Direct Defense and Cost Containment Expense Unpaid	11 Commissions and Brokerage Expenses	12 Taxes, Licenses and Fees
	1 Direct Premiums Written	2 Direct Premiums Earned										
1. Fire						0				34		
2.1 Allied lines		5,512								31		
2.2 Multiple peril crop												
2.3 Federal flood												
2.4 Private crop												
2.5 Private flood												
3. Farmowners multiple peril												
4. Homeowners multiple peril	5,814,554	4,277,603		3,133,531	1,612,871	2,614,195	1,430,483	191,064	257,311	92,131	938,846	107,995
5.1 Commercial multiple peril (non-liability portion)										5		
5.2 Commercial multiple peril (liability portion)												
6. Mortgage guaranty												
8. Ocean marine												
9. Inland marine	95,612	65,075		52,751						17	15,462	1,774
10. Financial guaranty												
11. Medical professional liability												
12. Earthquake	4,620	3,992		3,333							745	87
13. Group accident and health (b)												
14. Credit accident and health (group and individual)												
15.1 Collectively renewable accident and health (b)												
15.2 Non-cancelable accident and health(b)												
15.3 Guaranteed renewable accident and health(b)												
15.4 Non-renewable for stated reasons only (b)												
15.5 Other accident only												
15.6 Medicare Title XVIII exempt from state taxes or fees												
15.7 All other accident and health (b)												
15.8 Federal employees health benefits plan premium (b)												
16. Workers' compensation												
17.1 Other Liability - occurrence	60,873	44,573		32,865						213	9,841	1,159
17.2 Other Liability - claims made												
17.3 Excess workers' compensation												
18. Products liability												
19.1 Private passenger auto no-fault (personal injury protection)												
19.2 Other private passenger auto liability												
19.3 Commercial auto no-fault (personal injury protection)												
19.4 Other commercial auto liability												
21.1 Private passenger auto physical damage												
21.2 Commercial auto physical damage												
22. Aircraft (all perils)												
23. Fidelity												
24. Surety												
26. Burglary and theft												
27. Boiler and machinery	90,005	68,773		48,771						7	14,530	1,728
28. Credit												
29. International												
30. Warranty												
34. Aggregate write-ins for other lines of business	0	0	0	0	0	0	0	0	0	0	0	0
35. TOTALS (a)	6,065,664	4,465,528	0	3,271,251	1,612,871	2,614,195	1,430,483	191,064	257,311	92,438	979,424	112,743
DETAILS OF WRITE-INS												
3401.												
3402.												
3403.												
3498. Summary of remaining write-ins for Line 34 from overflow page	0	0	0	0	0	0	0	0	0	0	0	0
3499. Totals (Lines 3401 thru 3403 plus 3498)(Line 34 above)	0	0	0	0	0	0	0	0	0	0	0	0

(a) Finance and service charges not included in Lines 1 to 35 \$ 18,730

(b) For health business on indicated lines report: Number of persons insured under PPO managed care products and number of persons insured under indemnity only products

19 VA



ANNUAL STATEMENT FOR THE YEAR 2021 OF THE Narragansett Bay Insurance Company

EXHIBIT OF PREMIUMS AND LOSSES (Statutory Page 14)

NAIC Group Code 4861

BUSINESS IN THE STATE OF Grand Total

DURING THE YEAR 2021

NAIC Company Code 43001

Line of Business	Gross Premiums, Including Policy and Membership Fees, Less Return Premiums and Premiums on Policies not Taken		3 Dividends Paid or Credited to Policyholders on Direct Business	4 Direct Unearned Premium Reserves	5 Direct Losses Paid (deducting salvage)	6 Direct Losses Incurred	7 Direct Losses Unpaid	8 Direct Defense and Cost Containment Expense Paid	9 Direct Defense and Cost Containment Expense Incurred	10 Direct Defense and Cost Containment Expense Unpaid	11 Commissions and Brokerage Expenses	12 Taxes, Licenses and Fees
	1 Direct Premiums Written	2 Direct Premiums Earned										
1. Fire	12,569,490	10,376,892	0	6,864,942	1,778,768	1,547,928	640,581	125,344	127,554	79,228	1,917,911	227,576
2.1 Allied lines	11,344,871	10,136,210	0	6,275,142	5,153,999	5,292,155	885,202	677,334	789,687	226,471	1,914,478	205,374
2.2 Multiple peril crop	0	0	0	0	0	0	0	0	0	0	0	0
2.3 Federal flood	0	0	0	0	0	0	0	0	0	0	0	0
2.4 Private crop	0	0	0	0	0	0	0	0	0	0	0	0
2.5 Private flood	1,110,683	961,125	0	612,495	0	0	0	0	0	0	0	20,664
3. Farmowners multiple peril	0	0	0	0	0	0	0	0	0	0	0	0
4. Homeowners multiple peril	416,697,827	390,948,302	0	221,912,603	186,053,562	178,029,277	79,290,054	19,121,982	18,724,013	14,545,120	65,515,957	7,713,926
5.1 Commercial multiple peril (non-liability portion)	2,831,570	2,188,063	0	1,435,129	69,269	346,987	395,836	49,564	132,909	102,516	441,245	52,681
5.2 Commercial multiple peril (liability portion)	0	0	0	0	0	0	0	0	0	0	0	0
6. Mortgage guaranty	0	0	0	0	0	0	0	0	0	0	0	0
8. Ocean marine	0	0	0	0	0	0	0	0	0	0	0	0
9. Inland marine	4,146,902	3,896,675	0	2,173,268	757,768	654,621	317,230	63,506	60,330	27,917	652,411	77,115
10. Financial guaranty	0	0	0	0	0	0	0	0	0	0	0	0
11. Medical professional liability	0	0	0	0	0	0	0	0	0	0	0	0
12. Earthquake	359,636	330,294	0	191,418	0	0	0	0	0	0	39,502	6,692
13. Group accident and health (b)	0	0	0	0	0	0	0	0	0	0	0	0
14. Credit accident and health (group and individual)	0	0	0	0	0	0	0	0	0	0	0	0
15.1 Collectively renewable accident and health (b)	0	0	0	0	0	0	0	0	0	0	0	0
15.2 Non-cancelable accident and health(b)	0	0	0	0	0	0	0	0	0	0	0	0
15.3 Guaranteed renewable accident and health(b)	0	0	0	0	0	0	0	0	0	0	0	0
15.4 Non-renewable for stated reasons only (b)	0	0	0	0	0	0	0	0	0	0	0	0
15.5 Other accident only	0	0	0	0	0	0	0	0	0	0	0	0
15.6 Medicare Title XVIII exempt from state taxes or fees	0	0	0	0	0	0	0	0	0	0	0	0
15.7 All other accident and health (b)	0	0	0	0	0	0	0	0	0	0	0	0
15.8 Federal employees health benefits plan premium (b)	0	0	0	0	0	0	0	0	0	0	0	0
16. Workers' compensation	0	0	0	0	0	0	0	0	0	0	0	976
17.1 Other Liability - occurrence	5,743,951	5,124,544	0	3,037,829	989,749	2,361,839	6,224,188	163,881	471,736	1,168,854	893,800	105,371
17.2 Other Liability - claims made	0	0	0	0	0	0	0	0	0	0	0	0
17.3 Excess workers' compensation	0	0	0	0	0	0	0	0	0	0	0	0
18. Products liability	0	0	0	0	0	0	0	0	0	0	0	0
19.1 Private passenger auto no-fault (personal injury protection)	0	0	0	0	0	0	0	0	0	0	0	0
19.2 Other private passenger auto liability	0	0	0	0	0	0	0	0	0	0	0	0
19.3 Commercial auto no-fault (personal injury protection)	0	0	0	0	0	0	0	0	0	0	0	0
19.4 Other commercial auto liability	0	0	0	0	0	0	0	0	0	0	0	0
21.1 Private passenger auto physical damage	0	0	0	0	0	0	0	0	0	0	0	0
21.2 Commercial auto physical damage	0	0	0	0	0	0	0	0	0	0	0	0
22. Aircraft (all perils)	0	0	0	0	0	0	0	0	0	0	0	0
23. Fidelity	0	0	0	0	0	0	0	0	0	0	0	0
24. Surety	0	0	0	0	0	0	0	0	0	0	0	0
26. Burglary and theft	0	0	0	0	0	0	0	0	0	0	0	0
27. Boiler and machinery	5,803,480	5,701,597	0	3,123,069	991,521	910,928	102,620	39,861	41,997	9,326	912,221	107,975
28. Credit	0	0	0	0	0	0	0	0	0	0	0	0
29. International	0	0	0	0	0	0	0	0	0	0	0	0
30. Warranty	0	0	0	0	0	0	0	0	0	0	0	0
34. Aggregate write-ins for other lines of business	0	0	0	0	0	0	0	0	0	0	0	0
35. TOTALS (a)	460,608,410	429,663,702	0	245,625,895	195,794,636	189,143,735	87,855,711	20,241,272	20,348,226	16,159,432	72,287,525	8,518,350
DETAILS OF WRITE-INS												
3401.												
3402.												
3403.												
3498. Summary of remaining write-ins for Line 34 from overflow page	0	0	0	0	0	0	0	0	0	0	0	0
3499. Totals (Lines 3401 thru 3403 plus 3498)(Line 34 above)	0	0	0	0	0	0	0	0	0	0	0	0

(a) Finance and service charges not included in Lines 1 to 35 \$ 1,906,552

(b) For health business on indicated lines report: Number of persons insured under PPO managed care products 0 and number of persons insured under indemnity only products 0

19GT

Schedule F - Part 1 - Assumed Reinsurance

N O N E

Schedule F - Part 2 - Premium Portfolio Reinsurance Effected or (Canceled)

N O N E

ANNUAL STATEMENT FOR THE YEAR 2021 OF THE Narragansett Bay Insurance Company

SCHEDULE F - PART 3

Ceded Reinsurance as of December 31, Current Year (\$000 Omitted)

1 ID Number	2 NAIC Company Code	3 Name of Reinsurer	4 Domiciliary Jurisdiction	5 Special Code	6 Reinsurance Premiums Ceded	Reinsurance Recoverable On										16 Amount in Dispute included in Column 15	Reinsurance Payable		19 Net Amount Recoverable From Reinsurers Cols. 15 - [17 + 18]	20 Funds Held by Company Under Reinsurance Treaties	
						7 Paid Losses	8 Paid LAE	9 Known Case Loss Reserves	10 Known Case LAE Reserves	11 IBNR Loss Reserves	12 IBNR LAE Reserves	13 Unearned Premiums	14 Contingent Commis- sions	15 Columns 7 through 14 Totals	17 Ceded Balances Payable		18 Other Amounts Due to Reinsurers				
0499999. Total Authorized - Affiliates - U.S. Non-Pool						0	0	0	0	0	0	0	0	0	0	0	0	0	0	0	0
0799999. Total Authorized - Affiliates - Other (Non-U.S.)						0	0	0	0	0	0	0	0	0	0	0	0	0	0	0	0
0899999. Total Authorized - Affiliates						0	0	0	0	0	0	0	0	0	0	0	0	0	0	0	0
06-0237820	20699	ACE Property and Casualty Insurance Company	PA		8,852	2,506		2,890	328	1,103	368	5,852		13,047		2,569		10,478			
06-1182357	22730	Allied World Insurance Company	NH		2,563	48		1,096	48	470	46	219		1,925		244		1,681			
36-2661954	10103	American Agricultural Insurance Company	IN		1,018	40		280	3	155	12	87		578		98		480			
06-1430254	10348	Arch Reinsurance Company	DE		397									0		131		(131)			
47-0574325	32603	Berkley Insurance Company	DE			78		221	30	23	3			355				355			
42-0234980	21415	Employers Mutual Casualty Company	IA		1,221	42		505	17	248	21			833		(17)		850			
35-2293075	11551	Endurance Assurance Corporation	DE		361	66		14	6	334	37	188		644		56		588			
22-2005057	26921	Everest Reinsurance Company	DE		26,611	6,053		5,948	490	3,941	979	9,401		26,811		2,637		24,174			
43-1898350	11054	Fletcher Reinsurance Company (Maiden)	MO			(11)		76	1	0	0			66				66			
13-2673100	22039	General Reinsurance Corporation	DE			6		0	0	0	0			7				7			
13-6108721	26433	Harco National Insurance Company	IL		35,409	5,569		3,966	294	2,767	836	23,407		36,838		10,511		26,328			
06-0384680	11452	Hartford Steam Boiler Inspection & Ins Co	CT			112		(2)	1	0	0			111				111			
95-2769232	27847	Insurance Co of the West	CA		17,888	1,677		1,048	63	771	219	13,614		17,392		8,073		9,319			
04-1543470	23043	Liberty Mutual Insurance Co	MA		8,852	1,369		711	30	520	153	5,852		8,635		2,569		6,066			
06-1481194	10829	Markel Global Reinsurance Company	DE			(10)		2	0	26	0			19				19			
13-4924125	10227	Munich Reinsurance America Inc	DE		46,203	6,201		4,458	323	3,015	888	29,776		44,660		16,246		28,414			
47-0698507	23680	Odyssey Reinsurance Company	CT		41,491	5,649		4,276	298	3,140	839	27,809		42,012		14,111		27,900			
13-3031176	38636	Partner Reinsurance Company of the U.S.	NY			(45)		326	26	66	10			383				383			
23-1641984	10219	QBE Reinsurance Corporation	PA		0	58		437	57	58	16			625				625			
30-0703280	15529	RENAISSANCE EUROPE AG US BRANCH (Tokio)	NY			97		559	77	174	63			971				971			
52-1952955	10357	Renaissance Reinsurance U.S. Inc.	MD		2,947	138		876	17	835	76	259		2,200		43		2,157			
75-1444207	30058	Scor Reinsurance Company	NY		2,178	766		1,578	165	751	186	593		4,040		760		3,279			
13-1675535	25364	Swiss Reinsurance America Corporation	NY		8,732	88		90	4	145	8	3,687		4,023		4,595		(572)			
13-2918573	42439	The Toa Reinsurance Company Of America	DE		361	(32)		416	50	448	41	188		1,110		56		1,054			
13-2997499	38776	Third Point Re Ltd (SIRIUSPOINT)	NY		(14)	4,126		2,568	158	1,936	553			9,340				9,340			
13-5616275	19453	Transatlantic Reinsurance Company	NY		2,947	3		0	8	0	0	1,220		1,231		1,528		(297)			
13-2673100	22039	TransRe/General Reinsurance Corporation	DE		731							303		303		382		(79)			
13-1290712	20583	XL Reinsurance America Inc	NY			156		794	112	105	40			1,208				1,208			
0999999. Total Authorized - Other U.S. Unaffiliated Insurers						208,749	34,749	0	33,136	2,594	21,038	5,395	122,453	0	219,365	0	64,592	0	154,773	0	
AA-9991213	00000	MASSACHUSETTS FAIR PLAN	MA		413									0				0			
AA-9991225	00000	RHODE ISLAND FAIR PLAN	RI		123									0				0			
1099999. Total Authorized - Pools - Mandatory Pools						536	0	0	0	0	0	0	0	0	0	0	0	0	0	0	
AA-3194168	00000	Aspen Insurance Ltd (Bermuda)	BMU		417	2		14	1	3	1	177		197		251		(54)			
AA-1120337	00000	Aspen Insurance UK Limited	GBR			5		1	0	3	0			9				9			
AA-3194139	00000	AXIS Specialty Ltd	BMU		2,240	106		482	63	71	33	930		1,684		1,183		501			
AA-1120067	00000	Lloyd's Chord Re Consortium 9840	GBR		290							120		120		154		(34)			
AA-1126033	00000	Lloyd's Syndicate 0033	GBR		635	30		17	2	4	1	263		317		333		(16)			
AA-1126623	00000	Lloyd's Syndicate 0623	GBR		44	0						19		19		26		(7)			
AA-1126727	00000	Lloyd's Syndicate 0727	GBR		0	5		7	1	1	0			14		1		14			
AA-1127084	00000	Lloyd's Syndicate 1084	GBR		571	3		0	0			237		240		299		(59)			
AA-1127183	00000	Lloyd's Syndicate 1183	GBR		0	4		0	0					5				5			
AA-1127301	00000	Lloyd's Syndicate 1301	GBR		688	0						285		285		355		(71)			
AA-1127414	00000	Lloyd's Syndicate 1414	GBR		1,742							721		721		907		(186)			
AA-1120157	00000	Lloyd's Syndicate 1729	GBR		126							52		52		67		(14)			
AA-1120171	00000	Lloyd's Syndicate 1856	GBR		0	9		17	2	3	1			32		1		31			
AA-1120083	00000	Lloyd's Syndicate 1910	GBR		2,134							883		883		1,102		(219)			

ANNUAL STATEMENT FOR THE YEAR 2021 OF THE Narragansett Bay Insurance Company

SCHEDULE F - PART 3

Ceded Reinsurance as of December 31, Current Year (\$000 Omitted)

1 ID Number	2 NAIC Company Code	3 Name of Reinsurer	4 Domiciliary Jurisdiction	5 Special Code	6 Reinsurance Premiums Ceded	Reinsurance Recoverable On										16 Amount in Dispute included in Column 15	Reinsurance Payable		19 Net Amount Recoverable From Reinsurers Cols. 15 - [17 + 18]	20 Funds Held by Company Under Reinsurance Treaties
						7 Paid Losses	8 Paid LAE	9 Known Case Loss Reserves	10 Known Case LAE Reserves	11 IBNR Loss Reserves	12 IBNR LAE Reserves	13 Unearned Premiums	14 Contingent Commis- sions	15 Columns 7 through 14 Totals	17 Ceded Balances Payable		18 Other Amounts Due to Reinsurers			
AA-1120186	.00000	Lloyd's Syndicate 1947	GBR		15							.6		6		8		(2)		
AA-1120106	.00000	Lloyd's Syndicate 1969	GBR		813							336		336		442		(105)		
AA-1128003	.00000	Lloyd's Syndicate 2003	GBR			4		32	1	0	0			37				37		
AA-1120152	.00000	Lloyd's Syndicate 2357	GBR		560							233		233		301		(69)		
AA-1128623	.00000	Lloyd's Syndicate 2623	GBR		204							85		85		111		(26)		
AA-1128791	.00000	Lloyd's Syndicate 2791	GBR		497	0						206		206		257		(51)		
AA-1128987	.00000	Lloyd's Syndicate 2987	GBR		1,149	5		11	1	2	1	477		497		607		(109)		
AA-1129000	.00000	Lloyd's Syndicate 3000	GBR			3		0	0					3				3		
AA-1120184	.00000	Lloyd's Syndicate 3268	GBR		15							.6		6		8		(2)		
AA-1120075	.00000	Lloyd's Syndicate 4020	GBR		167							69		69		86		(17)		
AA-1120067	.00000	Lloyd's Syndicate 4242	GBR			1		3	0	1	0			5				5		
AA-1126004	.00000	Lloyd's Syndicate 4444	GBR		291	0						120		120		150		(30)		
AA-1840000	.00000	Mapfre Re, Compañia de Reaseguros S. A.	ESP			3		47	16	0	0			66				66		
AA-3190829	.00000	Markel Bermuda Ltd	BMU		375							155		155		197		(42)		
AA-3190686	.00000	Partner Reinsurance Co Ltd	BMU		1,197	4		35	3	6	2	496		546		644		(97)		
AA-1460006	.00000	Validus Re Ltd (Switzerland)	CHE			12		1	1					14				14		
AA-3190870	.00000	VALIDUS REINS LTD	BMU		5,281							2,185		2,185		2,988		(803)		
1299999. Total Authorized - Other Non-U.S. Insurers					19,450	197	0	667	90	94	39	8,060	0	9,148	0	10,476	0	(1,329)	0	
1499999. Total Authorized Excluding Protected Cells (Sum of 0899999, 0999999, 1099999, 1199999 and 1299999)					228,735	34,946	0	33,803	2,684	21,132	5,435	130,514	0	228,513	0	75,068	0	153,445	0	
1899999. Total Unauthorized - Affiliates - U.S. Non-Pool					0	0	0	0	0	0	0	0	0	0	0	0	0	0	0	0
2199999. Total Unauthorized - Affiliates - Other (Non-U.S.)					0	0	0	0	0	0	0	0	0	0	0	0	0	0	0	0
2299999. Total Unauthorized - Affiliates					0	0	0	0	0	0	0	0	0	0	0	0	0	0	0	0
95-3187355	.35300	ALLIANZ GLOBAL RISKS US INS CO	IL		517							214		214		267		(53)		
39-6040366	.19283	American Standard Ins Co of WI	WI			2		0	0					2				2		
51-0434766	.20370	AXIS Reinsurance Company	NY		374	11		3	2	106	12	194		328		57		271		
2399999. Total Unauthorized - Other U.S. Unaffiliated Insurers					891	13	0	4	2	106	12	408	0	544	0	324	0	220	0	
AA-3190906	.00000	Aeolus Re Ltd	BMU		5,882	27		57	5	10	3	2,433		2,536		3,144		(608)		
AA-1464104	.00000	Allianz Risk Transfer AG	CHE		1,203							498		498		674		(175)		
AA-3194158	.00000	ALLIANZ RISK TRANSFER (BERMUDA)	BMU		428							177		177		227		(50)		
AA-3190873	.00000	Ariel Re Co Ltd	BMU		(2)									0		7		(7)		
AA-3191352	.00000	Ascot Re Co Ltd	BMU		395									0		137		(137)		
AA-1780116	.00000	Chaucer Ins CO (Bermuda)	IRL		216							89		89		112		(22)		
AA-9240012	.00000	China P&C Re Beijing	CHN		25							11		11		18		(7)		
AA-3190770	.00000	Chubb Tempest Re Ltd	BMU		1,901	0						789		789		1,011		(221)		
AA-3190936	.00000	D.E. Shaw Re (Bermuda) Ltd	BMU			22		179	13	32	10			257				257		
AA-3191333	.00000	Eclipse Re Ltd	BMU		1,591							661		661		890		(229)		
AA-3191289	.00000	Fidelis Ins Bermuda Ltd	BMU		4,611	3		22	2	4	1	1,914		1,946		2,508		(562)		
AA-1120175	.00000	Fidelis Underwriting Ltd	GBR		2,120	3		22	2	4	1	880		912		1,121		(209)		
AA-5280027	.00000	Fubon Insurance Co Ltd	TWN		147							61		61		76		(15)		
AA-5340310	.00000	General Ins Corp of India	IND		525	2		0	0			218		220		276		(56)		
AA-3770280	.00000	Greenlight Reinsurance Ltd	CYM			34		267	37	27	5			371				371		
AA-3191437	.00000	Group Ark Ins Ltd	BMU		655							271		271		338		(67)		
AA-3190875	.00000	Hiscox Ins Co (Bermuda) Ltd	BMU		612	30		17	2	4	1	258		312		356		(44)		
AA-3190677	.00000	Horseshoe Re Ltd	BMU		(1)									0		4		(4)		
AA-8310008	.00000	Humbolt Re Ltd	GGY			4		0	0					5				5		
AA-8310006	.00000	Kelvin Re Limited	GGY			14		10	1	0	0			25				25		
AA-5420050	.00000	Korean Reinsurance Company	KOR		0	33		298	41	81	29			481				481		
AA-5340660	.00000	New India Assurance Co Ltd	IND		120							50		50		68		(18)		
AA-1460100	.00000	New Reins Co Ltd	CHE		129							55		55		80		(25)		

ANNUAL STATEMENT FOR THE YEAR 2021 OF THE Narragansett Bay Insurance Company

SCHEDULE F - PART 3

Ceded Reinsurance as of December 31, Current Year (\$000 Omitted)

1 ID Number	2 NAIC Company Code	3 Name of Reinsurer	4 Domiciliary Jurisdiction	5 Special Code	6 Reinsurance Premiums Ceded	Reinsurance Recoverable On								16 Amount in Dispute included in Column 15	Reinsurance Payable		19 Net Amount Recoverable From Reinsurers Cols. 15 - [17 + 18]	20 Funds Held by Company Under Reinsurance Treaties	
						7 Paid Losses	8 Paid LAE	9 Known Case Loss Reserves	10 Known Case LAE Reserves	11 IBNR Loss Reserves	12 IBNR LAE Reserves	13 Unearned Premiums	14 Contingent Commissions		15 Columns 7 through 14 Totals	17 Ceded Balances Payable			18 Other Amounts Due to Reinsurers
AA-3191383	.00000	Odin Re Ltd	BMU			2		40	10					52			52		
AA-3191314	.00000	Prospero Re Ltd	BMU		95							40		40	39		1		
AA-3191298	.00000	Quatar Re Ltd	BMU		185	3		6	1	1	0	79		90	125		(36)		
AA-3191350	.00000	Securis Re IX Ltd	BMU			18		1	1					20			20		
AA-1440076	.00000	Sirius International Insurance Corp	SWE			0								0			0		
AA-5324100	.00000	Taiping Re Co Ltd	HKG		88							39		39	65		(26)	16	
AA-3191321	.00000	Third Point Re Cat Ltd (SiriusPoint Bermuda)	BMU		28,446							19,185		19,185	8,942		10,244		
AA-3770492	.00000	TOPSAIL REINS SPC LTD	CYM		4,751							4,751		4,751	3,278		1,473		
AA-3191432	.00000	VANTAGE RISK LTD	BMU		1,360							563		563	702		(140)		
2699999. Total Unauthorized - Other Non-U.S. Insurers					55,480	195	0	919	114	163	52	33,023	0	34,466	0	24,196	0	10,270	16
2899999. Total Unauthorized Excluding Protected Cells (Sum of 2299999, 2399999, 2499999, 2599999 and 2699999)					56,371	208	0	923	115	269	64	33,431	0	35,010	0	24,521	0	10,490	16
3299999. Total Certified - Affiliates - U.S. Non-Pool					0	0	0	0	0	0	0	0	0	0	0	0	0	0	0
3599999. Total Certified - Affiliates - Other (Non-U.S.)					0	0	0	0	0	0	0	0	0	0	0	0	0	0	0
3699999. Total Certified - Affiliates					0	0	0	0	0	0	0	0	0	0	0	0	0	0	0
CR-3194126	.00000	Arch Reinsurance Ltd	BMU		8,286	65		202	5	149	17	3,861		4,298	5,081		(783)		
CR-1340125	.00000	Hannover Rück SE	DEU		12,230	92		2,113	63	956	89	4,734		8,046	5,210		2,837		
4099999. Total Certified - Other Non-U.S. Insurers					20,515	157	0	2,314	68	1,105	106	8,595	0	12,344	0	10,291	0	2,053	0
4299999. Total Certified Excluding Protected Cells (Sum of 3699999, 3799999, 3899999, 3999999 and 4099999)					20,515	157	0	2,314	68	1,105	106	8,595	0	12,344	0	10,291	0	2,053	0
4699999. Total Reciprocal Jurisdiction - Affiliates - U.S. Non-Pool					0	0	0	0	0	0	0	0	0	0	0	0	0	0	0
4999999. Total Reciprocal Jurisdiction - Affiliates - Other (Non-U.S.)					0	0	0	0	0	0	0	0	0	0	0	0	0	0	0
5099999. Total Reciprocal Jurisdiction - Affiliates					0	0	0	0	0	0	0	0	0	0	0	0	0	0	0
5699999. Total Reciprocal Jurisdiction Excluding Protected Cells (Sum of 5099999, 5199999, 5299999, 5399999 and 5499999)					0	0	0	0	0	0	0	0	0	0	0	0	0	0	0
5799999. Total Authorized, Unauthorized, Reciprocal Jurisdiction and Certified Excluding Protected Cells (Sum of 1499999, 2899999, 4299999 and 5699999)					305,621	35,312	0	37,040	2,867	22,505	5,605	172,539	0	275,867	0	109,880	0	165,987	16
5899999. Total Protected Cells (Sum of 1399999, 2799999, 4199999 and 5599999)					0	0	0	0	0	0	0	0	0	0	0	0	0	0	0
9999999 Totals					305,621	35,312	0	37,040	2,867	22,505	5,605	172,539	0	275,867	0	109,880	0	165,987	16

ANNUAL STATEMENT FOR THE YEAR 2021 OF THE Narragansett Bay Insurance Company

SCHEDULE F - PART 3 (Continued)

Ceded Reinsurance as of December 31, Current Year (\$000 Omitted)
(Credit Risk)

ID Number From Col. 1	Name of Reinsurer From Col. 3	Collateral				25 Total Funds Held, Payables & Collateral	26 Net Recoverable Net of Funds Held & Collateral	27 Applicable Sch. F Penalty (Col. 78)	Ceded Reinsurance Credit Risk								
		21 Multiple Beneficiary Trusts	22 Letters of Credit	23 Issuing or Confirming Bank Reference Number	24 Single Beneficiary Trusts & Other Allowable Collateral				28 Total Amount Recoverable from Reinsurers Less Penalty (Cols. 15-27)	29 Stressed Recoverable (Col. 28 * 120%)	30 Reinsurance Payable & Funds Held (Cols. 17+18+20; but not in excess of Col. 29)	31 Stressed Net Recoverable (Cols. 29-30)	32 Total Collateral (Cols. 21+22 + 24, not in Excess of Col. 31)	33 Stressed Net Recoverable Net of Collateral Offsets (Cols. 31-32)	34 Reinsurer Designation Equivalent	35 Credit Risk on Collateralized Recoverables (Col. 32 * Factor Applicable to Reinsurer Designation Equivalent in Col. 34)	36 Credit Risk on Un-collateralized Recoverables (Col. 33 * Factor Applicable to Reinsurer Designation Equivalent in Col. 34)
0499999. Total Authorized - Affiliates - U.S. Non-Pool		0	0	XXX	0	0	0	XXX	XXX	XXX	XXX	XXX	XXX	XXX	XXX	XXX	
0799999. Total Authorized - Affiliates - Other (Non-U.S.)		0	0	XXX	0	0	0	0	0	0	0	0	0	0	XXX	0	
0899999. Total Authorized - Affiliates		0	0	XXX	0	0	0	0	0	0	0	0	0	0	XXX	0	
06-0237820 ACE Property and Casualty Insurance Company					2,569	10,478	166	12,881	15,457	2,569	12,888	0	12,888	1.	0	464	
06-1182357 Allied World Insurance Company					244	1,681	0	1,925	2,310	244	2,066	0	2,066	3.	0	99	
36-2661954 American Agricultural Insurance Company					98	480	0	578	694	98	595	0	595	3.	0	29	
06-1430254 Arch Reinsurance Company					0	0	0	0	0	0	0	0	0	2.	0	0	
47-0574325 Berkley Insurance Company					0	355	1	354	425	0	425	0	425	2.	0	17	
42-0234980 Employers Mutual Casualty Company					(17)	850	0	833	1,000	(17)	1,017	0	1,017	3.	0	49	
35-2293075 Endurance Assurance Corporation					56	588	0	644	773	56	717	0	717	2.	0	29	
22-2005057 Everest Reinsurance Company					2,637	24,174	0	26,811	32,173	2,637	29,536	0	29,536	2.	0	1,211	
43-1898350 Fletcher Reinsurance Company (Maiden)					0	66	0	66	80	0	80	0	80	6.	0	11	
13-2673100 General Reinsurance Corporation					0	7	1	5	6	0	6	0	6	1.	0	0	
13-6108721 Harco National Insurance Company					10,511	26,328	0	36,838	44,206	10,511	33,695	0	33,695	4.	0	1,786	
06-0384680 Hartford Steam Boiler Inspection & Ins Co					0	111	22	89	106	0	106	0	106	1.	0	4	
95-2769232 Insurance Co of the West					8,073	9,319	0	17,392	20,870	8,073	12,797	0	12,797	3.	0	614	
04-1543470 Liberty Mutual Insurance Co					2,569	6,066	0	8,635	10,362	2,569	7,793	0	7,793	3.	0	374	
06-1481194 Markel Global Reinsurance Company					0	19	0	19	22	0	22	0	22	3.	0	1	
13-4924125 Munich Reinsurance America Inc					16,246	28,414	0	44,660	53,591	16,246	37,346	0	37,346	2.	0	1,531	
47-0698507 Odyssey Reinsurance Company					14,111	27,900	0	42,012	50,414	14,111	36,302	0	36,302	3.	0	1,743	
13-3031176 Partner Reinsurance Company of the U.S.					0	383	0	383	460	0	460	0	460	2.	0	19	
23-1641984 QBE Reinsurance Corporation					0	625	0	625	750	0	750	0	750	3.	0	36	
30-0703280 RENAISSANCE EUROPE AG US BRANCH (Tokio)					0	971	0	971	1,165	0	1,165	0	1,165	2.	0	48	
52-1952955 Renaissance Reinsurance U.S. Inc.					43	2,157	0	2,200	2,640	43	2,597	0	2,597	2.	0	106	
75-1444207 Scor Reinsurance Company					760	3,279	11	4,029	4,835	760	4,074	0	4,074	2.	0	167	
13-1675535 Swiss Reinsurance America Corporation					4,023	0	0	4,023	4,827	4,595	232	0	232	2.	0	10	
13-2918573 The Toa Reinsurance Company Of America					56	1,054	0	1,110	1,332	56	1,276	0	1,276	3.	0	61	
13-2997499 Third Point Re Ltd (SIRIUSPOINT)					0	9,340	0	9,340	11,208	0	11,208	0	11,208	4.	0	594	
13-5616275 Transatlantic Reinsurance Company					1,231	0	0	1,231	1,477	1,477	0	0	0	2.	0	0	
13-2673100 TransRe/General Reinsurance Corporation					303	0	0	303	363	363	0	0	0	1.	0	0	
13-1290712 XL Reinsurance America Inc					0	1,208	5	1,202	1,443	0	1,443	0	1,443	2.	0	59	
0999999. Total Authorized - Other U.S. Unaffiliated Insurers		0	0	XXX	63,513	155,852	207	219,158	262,989	64,391	198,598	0	198,598	XXX	XXX	9,063	
AA-9991213 MASSACHUSETTS FAIR PLAN					0	0	0	XXX	XXX	XXX	XXX	XXX	XXX	XXX	XXX	XXX	
AA-9991225 RHODE ISLAND FAIR PLAN					0	0	0	XXX	XXX	XXX	XXX	XXX	XXX	XXX	XXX	XXX	
1099999. Total Authorized - Pools - Mandatory Pools		0	0	XXX	0	0	0	XXX	XXX	XXX	XXX	XXX	XXX	XXX	XXX	XXX	
AA-3194168 Aspen Insurance Ltd (Bermuda)					197	0	0	197	236	236	0	0	0	3.	0	0	
AA-1120337 Aspen Insurance UK Limited					0	9	0	9	11	0	11	0	11	3.	0	1	
AA-3194139 AXIS Specialty Ltd					1,183	501	0	1,684	2,020	1,183	837	0	837	3.	0	40	
AA-1120067 Lloyd's Chord Re Consortium 9840					120	0	0	120	145	145	0	0	0	0.	0	0	
AA-1126033 Lloyd's Syndicate 0033					317	0	2	315	378	333	45	0	45	3.	0	2	
AA-1126623 Lloyd's Syndicate 0623					19	0	0	19	22	22	0	0	0	0.	0	0	
AA-1126727 Lloyd's Syndicate 0727					1	14	0	14	17	1	16	0	16	3.	0	1	
AA-1127084 Lloyd's Syndicate 1084					240	0	0	240	288	288	0	0	0	3.	0	0	

ANNUAL STATEMENT FOR THE YEAR 2021 OF THE Narragansett Bay Insurance Company

SCHEDULE F - PART 3 (Continued)

Ceded Reinsurance as of December 31, Current Year (\$000 Omitted)
(Credit Risk)

ID Number From Col. 1	Name of Reinsurer From Col. 3	Collateral				25 Total Funds Held, Payables & Collateral	26 Net Recoverable Net of Funds Held & Collateral	27 Applicable Sch. F Penalty (Col. 78)	Ceded Reinsurance Credit Risk								
		21 Multiple Beneficiary Trusts	22 Letters of Credit	23 Issuing or Confirming Bank Reference Number	24 Single Beneficiary Trusts & Other Allowable Collateral				28 Total Amount Recoverable from Reinsurers Less Penalty (Cols. 15-27)	29 Stressed Recoverable (Col. 28 * 120%)	30 Reinsurance Payable & Funds Held (Cols. 17+18+20; but not in excess of Col. 29)	31 Stressed Net Recoverable (Cols. 29-30)	32 Total Collateral (Cols. 21+22 + 24, not in Excess of Col. 31)	33 Stressed Net Recoverable Net of Collateral Offsets (Cols. 31-32)	34 Reinsurer Designation Equivalent	35 Credit Risk on Collateralized Recoverables (Col. 32 * Factor Applicable to Reinsurer Designation Equivalent in Col. 34)	36 Credit Risk on Un-collateralized Recoverables (Col. 33 * Factor Applicable to Reinsurer Designation Equivalent in Col. 34)
AA-1127183	Lloyd's Syndicate 1183					.0	5	.0	5	.5	.0	.5	.0	.5	3.	.0	.0
AA-1127301	Lloyd's Syndicate 1301					.285	0	.0	285	.342	.342	.0	.0	.0	3.	.0	.0
AA-1127414	Lloyd's Syndicate 1414					.721	0	.0	721	.866	.866	.0	.0	.0	3.	.0	.0
AA-1120157	Lloyd's Syndicate 1729					.52	0	.0	52	.63	.63	.0	.0	.0	3.	.0	.0
AA-1120171	Lloyd's Syndicate 1856					.1	.31	.0	.32	.39	.1	.37	.0	.37	3.	.0	.2
AA-1120083	Lloyd's Syndicate 1910					.883	0	.0	883	1,060	1,060	.0	.0	.0	3.	.0	.0
AA-1120186	Lloyd's Syndicate 1947					.6	0	.0	6	.7	.7	.0	.0	.0	3.	.0	.0
AA-1120106	Lloyd's Syndicate 1969					.336	0	.0	336	.404	.404	.0	.0	.0	3.	.0	.0
AA-1128003	Lloyd's Syndicate 2003					.0	.37	.0	.37	.44	.0	.44	.0	.44	3.	.0	.2
AA-1120152	Lloyd's Syndicate 2357					.233	0	.0	233	.279	.279	.0	.0	.0	3.	.0	.0
AA-1128623	Lloyd's Syndicate 2623					.85	0	.0	.85	.102	.102	.0	.0	.0	3.	.0	.0
AA-1128791	Lloyd's Syndicate 2791					.206	0	.0	206	.247	.247	.0	.0	.0	3.	.0	.0
AA-1128987	Lloyd's Syndicate 2987					.497	0	.0	497	.597	.597	.0	.0	.0	3.	.0	.0
AA-1129000	Lloyd's Syndicate 3000					.0	.3	.0	.3	.4	.0	.4	.0	.4	3.	.0	.0
AA-1120184	Lloyd's Syndicate 3268					.6	0	.0	6	.7	.7	.0	.0	.0	3.	.0	.0
AA-1120075	Lloyd's Syndicate 4020					.69	0	.0	.69	.83	.83	.0	.0	.0	3.	.0	.0
AA-1120067	Lloyd's Syndicate 4242					.0	.5	.0	.5	.6	.0	.6	.0	.6	3.	.0	.0
AA-1126004	Lloyd's Syndicate 4444					.120	0	.0	120	.144	.144	.0	.0	.0	3.	.0	.0
AA-1840000	Mapfre Re, Compañía de Reaseguros S. A.					.0	.66	.0	.66	.79	.0	.79	.0	.79	3.	.0	.4
AA-3190829	Markel Bermuda Ltd					.155	0	.0	155	.186	.186	.0	.0	.0	3.	.0	.0
AA-3190686	Partner Reinsurance Co Ltd					.546	0	.0	546	.656	.644	.12	.0	.12	2.	.0	.0
AA-1460006	Validus Re Ltd (Switzerland)					.0	.14	.0	.14	.16	.0	.16	.0	.16	3.	.0	.1
AA-3190870	VALIDUS REINS LTD					2,185	0	.0	2,185	2,622	2,622	.0	.0	.0	3.	.0	.0
1299999	Total Authorized - Other Non-U.S. Insurers	0	0	XXX	0	8,464	684	2	9,146	10,975	9,860	1,114	0	1,114	XXX	0	53
1499999	Total Authorized Excluding Protected Cells (Sum of 0899999, 0999999, 1099999, 1199999 and 1299999)	0	0	XXX	0	71,976	156,536	210	228,303	273,964	74,252	199,712	0	199,712	XXX	0	9,116
1899999	Total Unauthorized - Affiliates - U.S. Non-Pool	0	0	XXX	0	0	0	0	XXX	XXX	XXX	XXX	XXX	XXX	XXX	XXX	XXX
2199999	Total Unauthorized - Affiliates - Other (Non-U.S.)	0	0	XXX	0	0	0	0	0	0	0	0	0	0	XXX	0	0
2299999	Total Unauthorized - Affiliates	0	0	XXX	0	0	0	0	0	0	0	0	0	0	XXX	0	0
95-3187355	ALLIANZ GLOBAL RISKS US INS CO					.214	0	.0	214	.257	.257	.0	.0	.0	2.	.0	.0
39-6040366	American Standard Ins Co of WI					.0	.2	.2	.0	.0	.0	.0	.0	.0	3.	.0	.0
51-0434766	AXIS Reinsurance Company		18,171	0003		.328	0	.0	328	.394	.57	.336	.336	.0	3.	.16	.0
2399999	Total Unauthorized - Other U.S. Unaffiliated Insurers	0	18,171	XXX	0	542	2	2	542	650	314	336	0	336	0	XXX	16
AA-3190906	Aeolus Re Ltd					2,536	0	.0	2,536	3,044	3,044	.0	.0	.0	6.	.0	.0
AA-1464104	Allianz Risk Transfer AG					.498	0	.0	498	.598	.598	.0	.0	.0	2.	.0	.0
AA-3194158	ALLIANZ RISK TRANSFER (BERMUDA)					.177	0	.0	177	.213	.213	.0	.0	.0	2.	.0	.0
AA-3190873	Ariel Re Co Ltd					.0	0	.0	.0	.0	.0	.0	.0	.0	4.	.0	.0
AA-3191352	Ascot Re Co Ltd					.0	0	.0	.0	.0	.0	.0	.0	.0	3.	.0	.0
AA-1780116	Chaucer Ins CO (Bermuda)					.89	0	.0	.89	.107	.107	.0	.0	.0	3.	.0	.0
AA-9240012	China P&C Re Beijing					.11	0	.0	.11	.13	.13	.0	.0	.0	3.	.0	.0
AA-3190770	Chubb Tempest Re Ltd					.789	0	.0	789	.947	.947	.0	.0	.0	1.	.0	.0
AA-3190936	D.E. Shaw Re (Bermuda) Ltd	257				.257	0	.0	257	.308	.0	.308	.257	.51	6.	.13	.7
AA-3191333	Eclipse Re Ltd					.661	0	.0	661	.793	.793	.0	.0	.0	6.	.0	.0

ANNUAL STATEMENT FOR THE YEAR 2021 OF THE Narragansett Bay Insurance Company

SCHEDULE F - PART 3 (Continued)

Ceded Reinsurance as of December 31, Current Year (\$000 Omitted)
(Credit Risk)

ID Number From Col. 1	Name of Reinsurer From Col. 3	Collateral				25 Total Funds Held, Payables & Collateral	26 Net Recoverable Net of Funds Held & Collateral	27 Applicable Sch. F Penalty (Col. 78)	Ceded Reinsurance Credit Risk								
		21 Multiple Beneficiary Trusts	22 Letters of Credit	23 Issuing or Confirming Bank Reference Number	24 Single Beneficiary Trusts & Other Allowable Collateral				28 Total Amount Recoverable from Reinsurers Less Penalty (Cols. 15-27)	29 Stressed Recoverable (Col. 28 * 120%)	30 Reinsurance Payable & Funds Held (Cols. 17+18+20; but not in excess of Col. 29)	31 Stressed Net Recoverable (Cols. 29-30)	32 Total Collateral (Cols. 21+22 + 24, not in Excess of Col. 31)	33 Stressed Net Recoverable Net of Collateral Offsets (Cols. 31-32)	34 Reinsurer Designation Equivalent	35 Credit Risk on Collateralized Recoverables (Col. 32 * Factor Applicable to Reinsurer Designation Equivalent in Col. 34)	36 Credit Risk on Un-collateralized Recoverables (Col. 33 * Factor Applicable to Reinsurer Designation Equivalent in Col. 34)
AA-3191289	Fidelis Ins Bermuda Ltd		297	0006		1,946	0	0	1,946	2,335	2,335	0	0	0	3	0	0
AA-1120175	Fidelis Underwriting Ltd		313	0007		912	0	0	912	1,094	1,094	0	0	0	3	0	0
AA-5280027	Fubon Insurance Co Ltd					61	0	0	61	73	73	0	0	0	3	0	0
AA-5340310	General Ins Corp of India					220	0	0	220	264	264	0	0	0	5	0	0
AA-3770280	Greenlight Reinsurance Ltd		721	0002		371	0	0	371	445	0	445	445	0	4	22	0
AA-3191437	Group Ark Ins Ltd					271	0	0	271	325	325	0	0	0	3	0	0
AA-3190875	Hiscox Ins Co (Bermuda) Ltd		235	0004		312	0	2	310	372	356	16	16	0	3	1	0
AA-3190677	Horseshoe Re Ltd					0	0	0	0	0	0	0	0	0	6	0	0
AA-8310008	Humbolt Re Ltd					0	5	5	0	0	0	0	0	0	4	0	0
AA-8310006	Kelvin Re Limited		92	0005		25	0	0	25	30	0	30	30	0	4	1	0
AA-5420050	Korean Reinsurance Company		3,380	0010		481	0	0	481	577	0	577	577	0	3	28	0
AA-5340660	New India Assurance Co Ltd					50	0	0	50	60	60	0	0	0	5	0	0
AA-1460100	New Reins Co Ltd					55	0	0	55	66	66	0	0	0	2	0	0
AA-3191383	Odin Re Ltd					0	52	52	0	0	0	0	0	0	4	0	0
AA-3191314	Prospero Re Ltd					39	1	1	39	47	39	8	0	8	6	0	1
AA-3191298	Quatar Re Ltd		219	0001		90	0	0	90	108	108	0	0	0	3	0	0
AA-3191350	Securis Re IX Ltd					0	20	20	0	0	0	0	0	0	6	0	0
AA-1440076	Sirius International Insurance Corp					0	0	0	0	0	0	0	0	0	4	0	0
AA-5324100	Taiping Re Co Ltd					39	0	0	39	46	46	0	0	0	3	0	0
AA-3191321	Third Point Re Cat Ltd (SiriusPoint Bermuda)		26,926	0008		19,185	0	0	19,185	23,023	8,942	14,081	14,081	0	4	704	0
AA-3770492	TOPSAIL REINS SPC LTD		2,000	0009		4,751	0	0	4,751	5,701	3,278	2,423	2,000	423	6	100	59
AA-3191432	VANTAGE RISK LTD					563	0	0	563	675	675	0	0	0	4	0	0
2699999	Total Unauthorized - Other Non-U.S. Insurers	257	34,183	XXX	0	34,388	78	80	34,386	41,264	23,376	17,887	17,406	482	XXX	869	67
2899999	Total Unauthorized Excluding Protected Cells (Sum of 2299999, 2399999, 2499999, 2599999 and 2699999)	257	52,354	XXX	0	34,930	80	82	34,928	41,914	23,691	18,223	17,742	482	XXX	885	67
3299999	Total Certified - Affiliates - U.S. Non-Pool	0	0	XXX	0	0	0	0	XXX	XXX	XXX	XXX	XXX	XXX	XXX	XXX	XXX
3599999	Total Certified - Affiliates - Other (Non-U.S.)	0	0	XXX	0	0	0	0	0	0	0	0	0	0	XXX	0	0
3699999	Total Certified - Affiliates	0	0	XXX	0	0	0	0	0	0	0	0	0	0	XXX	0	0
CR-3194126	Arch Reinsurance Ltd		1,537			4,298	0	6	4,292	5,150	5,081	69	69	0	3	3	0
CR-1340125	Hannover Rück SE		5,210			8,046	0	0	8,046	9,656	5,210	4,446	4,446	0	2	182	0
4099999	Total Certified - Other Non-U.S. Insurers	6,747	0	XXX	0	12,344	0	6	12,338	14,806	10,291	4,515	4,515	0	XXX	186	0
4299999	Total Certified Excluding Protected Cells (Sum of 3699999, 3799999, 3899999, 3999999 and 4099999)	6,747	0	XXX	0	12,344	0	6	12,338	14,806	10,291	4,515	4,515	0	XXX	186	0
4699999	Total Reciprocal Jurisdiction - Affiliates - U.S. Non-Pool	0	0	XXX	0	0	0	0	XXX	XXX	XXX	XXX	XXX	XXX	XXX	XXX	XXX
4999999	Total Reciprocal Jurisdiction - Affiliates - Other (Non-U.S.)	0	0	XXX	0	0	0	0	0	0	0	0	0	0	XXX	0	0
5099999	Total Reciprocal Jurisdiction - Affiliates	0	0	XXX	0	0	0	0	0	0	0	0	0	0	XXX	0	0
5699999	Total Reciprocal Jurisdiction Excluding Protected Cells (Sum of 5099999, 5199999, 5299999, 5399999 and 5499999)	0	0	XXX	0	0	0	0	0	0	0	0	0	0	XXX	0	0

ANNUAL STATEMENT FOR THE YEAR 2021 OF THE Narragansett Bay Insurance Company

SCHEDULE F - PART 3 (Continued)

Ceded Reinsurance as of December 31, Current Year (\$000 Omitted)
(Credit Risk)

ID Number From Col. 1	Name of Reinsurer From Col. 3	Collateral				25 Total Funds Held, Payables & Collateral	26 Net Recoverable Net of Funds Held & Collateral	27 Applicable Sch. F Penalty (Col. 78)	Ceded Reinsurance Credit Risk								
		21 Multiple Beneficiary Trusts	22 Letters of Credit	23 Issuing or Confirming Bank Reference Number	24 Single Beneficiary Trusts & Other Allowable Collateral				28 Total Amount Recoverable from Reinsurers Less Penalty (Cols. 15-27)	29 Stressed Recoverable (Col. 28 * 120%)	30 Reinsurance Payable & Funds Held (Cols. 17+18+20; but not in excess of Col. 29)	31 Stressed Net Recoverable (Cols. 29-30)	32 Total Collateral (Cols. 21+22 + 24, not in Excess of Col. 31)	33 Stressed Net Recoverable Net of Collateral Offsets (Cols. 31-32)	34 Reinsurer Designation Equivalent	35 Credit Risk on Collateralized Recoverables (Col. 32 * Factor Applicable to Reinsurer Designation Equivalent in Col. 34)	36 Credit Risk on Un-collateralized Recoverables (Col. 33 * Factor Applicable to Reinsurer Designation Equivalent in Col. 34)
5799999. Total Authorized, Unauthorized, Reciprocal Jurisdiction and Certified Excluding Protected Cells (Sum of 1499999, 2899999, 4299999 and 5699999)		7,004	52,354	XXX	0	119,251	156,616	297	275,570	330,684	108,233	222,451	22,257	200,194	XXX	1,071	9,183
5899999. Total Protected Cells (Sum of 1399999, 2799999, 4199999 and 5599999)		0	0	XXX	0	0	0	0	XXX	XXX	XXX	XXX	XXX	XXX	XXX	XXX	XXX
9999999 Totals		7,004	52,354	XXX	0	119,251	156,616	297	275,570	330,684	108,233	222,451	22,257	200,194	XXX	1,071	9,183

ANNUAL STATEMENT FOR THE YEAR 2021 OF THE Narragansett Bay Insurance Company

SCHEDULE F - PART 3 (Continued)

Ceded Reinsurance as of December 31, Current Year (\$000 Omitted)
(Aging of Ceded Reinsurance)

ID Number From Col. 1	Name of Reinsurer From Col. 3	Reinsurance Recoverable on Paid Losses and Paid Loss Adjustment Expenses						44 Total Recoverable on Paid Losses & LAE Amounts in Dispute Included in Col. 43	45 Recoverable on Paid Losses & LAE Over 90 Days Past Due Amounts in Dispute Included in Cols. 40 & 41	46 Total Recoverable on Paid Losses & LAE Amounts Not in Dispute (Cols 43-44)	47 Recoverable on Paid Losses & LAE Over 90 Days Past Due Amounts Not in Dispute (Cols. 40 + 41 - 45)	48 Amounts Received Prior 90 Days	49 Percentage Overdue Col. 42/Col. 43	50 Percentage of Amounts More Than 90 Days Overdue Not in Dispute (Col. 47/(Cols. 46+48))	51 Percentage More Than 120 Days Overdue (Col. 41/ Col. 43)	52 Is the Amount in Col. 50 Less Than 20%? (Yes or No)	53 Amounts in Col. 47 for Reinsurers with Values Less Than 20% in Col. 50
		37	Overdue				43 Total Due Cols. 37+42 (In total should equal Cols. 7+8)										
		Current	38 1 - 29 Days	39 30 - 90 Days	40 91 - 120 Days	41 Over 120 Days											
0499999	Total Authorized - Affiliates - U.S. Non-Pool	0	0	0	0	0	0	0	0	0	0	0.0	0.0	0.0	XXX	0	
0799999	Total Authorized - Affiliates - Other (Non-U.S.)	0	0	0	0	0	0	0	0	0	0	0.0	0.0	0.0	XXX	0	
0899999	Total Authorized - Affiliates	0	0	0	0	0	0	0	0	0	0	0.0	0.0	0.0	XXX	0	
06-0237820	ACE Property and Casualty Insurance Company	1,595		80		831	911	2,506		2,506	831	2,793	36.4	15.7	33.2	YES	831
06-1182357	Allied World Insurance Company		48				48	48		48	0	619	100.0	0.0	0.0	YES	0
36-2661954	American Agricultural Insurance Company		40	0			40	40		40	0	256	100.0	0.0	0.0	YES	0
06-1430254	Arch Reinsurance Company						0	0		0	0	0	0.0	0.0	0.0	YES	0
47-0574325	Berkley Insurance Company	52		20		6	26	78		78	6	39	32.9	4.7	7.1	YES	6
42-0234980	Employers Mutual Casualty Company	0	42				42	42		42	0	358	100.1	0.0	0.0	YES	0
35-2293075	Endurance Assurance Corporation		65	0		1	66	66		66	1	85	100.0	0.4	0.9	YES	1
22-2005057	Everest Reinsurance Company	5,863	190				190	6,053		6,053	0	11,388	3.1	0.0	0.0	YES	0
43-1898350	Fletcher Reinsurance Company (Maiden)	(11)					0	(11)		(11)	0	76	0.0	0.0	0.0	YES	0
13-2673100	General Reinsurance Corporation	2		2		3	4	6		6	3	1	69.6	37.6	40.7	NO	0
13-6108721	Harco National Insurance Company	5,569				0	0	5,569		5,569	0	9,605	0.0	0.0	0.0	YES	0
06-0384680	Hartford Steam Boiler Inspection & Ins Co	0	17			94	112	112		112	94	0	100.0	84.4	84.4	NO	0
95-2769232	Insurance Co of the West	1,677					0	1,677		1,677	0	3,409	0.0	0.0	0.0	YES	0
04-1543470	Liberty Mutual Insurance Co	1,369					0	1,369		1,369	0	2,131	0.0	0.0	0.0	YES	0
06-1481194	Markel Global Reinsurance Company	(10)					0	(10)		(10)	0	0	0.0	0.0	0.0	YES	0
13-4924125	Munich Reinsurance America Inc	6,124		77			77	6,201		6,201	0	10,612	1.2	0.0	0.0	YES	0
47-0698507	Odyssey Reinsurance Company	5,577	72				72	5,649		5,649	0	9,893	1.3	0.0	0.0	YES	0
13-3031176	Partner Reinsurance Company of the U.S.	(45)					0	(45)		(45)	0	22	0.0	0.0	0.0	YES	0
23-1641984	QBE Reinsurance Corporation	32	26				26	58		58	0	0	44.3	0.0	0.0	YES	0
30-0703280	RENAISSANCE EUROPE AG US BRANCH (Tokio)	81		16			16	97		97	0	199	16.9	0.0	0.0	YES	0
52-1952955	Renaissance Reinsurance U.S. Inc.		138				138	138		138	0	718	100.0	0.0	0.0	YES	0
75-1444207	Scor Reinsurance Company	518	75	117	2	52	248	766		766	55	2,528	32.3	1.7	6.8	YES	55
13-1675535	Swiss Reinsurance America Corporation	88					0	88		88	0	499	0.0	0.0	0.0	YES	0
13-2918573	The Toa Reinsurance Company Of America	(32)					0	(32)		(32)	0	(5)	0.0	0.0	0.0	YES	0
13-2997499	Third Point Re Ltd (SIRIUSPOINT)	4,126					0	4,126		4,126	0	7,084	0.0	0.0	0.0	YES	0
13-5616275	Transatlantic Reinsurance Company	1		2		0	2	3		3	0	1	76.0	7.8	9.3	YES	0
13-2673100	TransRe/General Reinsurance Corporation						0	0		0	0	0	0.0	0.0	0.0	YES	0
13-1290712	XL Reinsurance America Inc	80		49		27	76	156		156	27	51	48.8	13.1	17.4	YES	27
0999999	Total Authorized - Other U.S. Unaffiliated Insurers	32,656	687	390	2	1,013	2,093	34,749	0	34,749	1,016	62,360	6.0	1.0	2.9	XXX	919
AA-9991213	MASSACHUSETTS FAIR PLAN						0	0		0	0	0	0.0	0.0	0.0	YES	0
AA-9991225	RHODE ISLAND FAIR PLAN						0	0		0	0	0	0.0	0.0	0.0	YES	0
1099999	Total Authorized - Pools - Mandatory Pools	0	0	0	0	0	0	0	0	0	0	0	0.0	0.0	0.0	XXX	0
AA-3194168	Aspen Insurance Ltd (Bermuda)	2					2	2		2	0	249	0.0	0.0	0.0	YES	0
AA-1120337	Aspen Insurance UK Limited	5					5	5		5	0	0	0.0	0.0	0.0	YES	0
AA-3194139	AXIS Specialty Ltd	82	24			0	24	106		106	0	225	22.4	0.0	0.0	YES	0
AA-1120067	Lloyd's Chord Re Consortium 9840						0	0		0	0	0	0.0	0.0	0.0	YES	0
AA-1126033	Lloyd's Syndicate 0033	14		6		9	16	30		30	9	300	52.6	2.7	30.6	YES	9
AA-1126623	Lloyd's Syndicate 0623	0					0	0		0	0	0	0.0	0.0	0.0	YES	0
AA-1126727	Lloyd's Syndicate 0727	5					5	5		5	0	119	0.0	0.0	0.0	YES	0
AA-1127084	Lloyd's Syndicate 1084	3					3	3		3	0	0	0.0	0.0	0.0	YES	0

ANNUAL STATEMENT FOR THE YEAR 2021 OF THE Narragansett Bay Insurance Company

SCHEDULE F - PART 3 (Continued)

Ceded Reinsurance as of December 31, Current Year (\$000 Omitted)
(Aging of Ceded Reinsurance)

ID Number From Col. 1	Name of Reinsurer From Col. 3	Reinsurance Recoverable on Paid Losses and Paid Loss Adjustment Expenses							44 Total Recoverable on Paid Losses & LAE Amounts in Dispute Included in Col. 43	45 Recoverable on Paid Losses & LAE Over 90 Days Past Due Amounts in Dispute Included in Cols. 40 & 41	46 Total Recoverable on Paid Losses & LAE Amounts Not in Dispute (Cols 43-44)	47 Recoverable on Paid Losses & LAE Over 90 Days Past Due Amounts Not in Dispute (Cols. 40 + 41 - 45)	48 Amounts Received Prior 90 Days	49 Percentage Overdue Col. 42/Col. 43	50 Percentage of Amounts More Than 90 Days Overdue Not in Dispute (Col. 47/(Cols. 46+48))	51 Percentage More Than 120 Days Overdue (Col. 41/ Col. 43)	52 Is the Amount in Col. 50 Less Than 20%? (Yes or No)	53 Amounts in Col. 47 for Reinsurers with Values Less Than 20% in Col. 50
		37 Current	38 Overdue				42 Total Overdue Cols. 38+39 +40+41	43 Total Due Cols. 37+42 (In total should equal Cols. 7+8)										
			1 - 29 Days	30 - 90 Days	91 - 120 Days	Over 120 Days												
AA-1127183	Lloyd's Syndicate 1183	.4					.4			.4	.0		.0	.0	.0	.0	YES	.0
AA-1127301	Lloyd's Syndicate 1301	.0					.0			.0	.0		.0	.0	.0	.0	YES	.0
AA-1127414	Lloyd's Syndicate 1414	.0					.0			.0	.0		.0	.0	.0	.0	YES	.0
AA-1120157	Lloyd's Syndicate 1729	.0					.0			.0	.0		.0	.0	.0	.0	YES	.0
AA-1120171	Lloyd's Syndicate 1856	.9					.9			.9	.0	298	.0	.0	.0	.0	YES	.0
AA-1120083	Lloyd's Syndicate 1910	.0					.0			.0	.0		.0	.0	.0	.0	YES	.0
AA-1120186	Lloyd's Syndicate 1947	.0					.0			.0	.0		.0	.0	.0	.0	YES	.0
AA-1120106	Lloyd's Syndicate 1969	.0					.0			.0	.0		.0	.0	.0	.0	YES	.0
AA-1128003	Lloyd's Syndicate 2003	.3		.1			.4			.4	.0		15.7	.0	.0	.0	YES	.0
AA-1120152	Lloyd's Syndicate 2357	.0					.0			.0	.0		.0	.0	.0	.0	YES	.0
AA-1128623	Lloyd's Syndicate 2623	.0					.0			.0	.0		.0	.0	.0	.0	YES	.0
AA-1128791	Lloyd's Syndicate 2791	.0					.0			.0	.0		.0	.0	.0	.0	YES	.0
AA-1128987	Lloyd's Syndicate 2987	.5					.5			.5	.0	199	.0	.0	.0	.0	YES	.0
AA-1129000	Lloyd's Syndicate 3000	.3					.3			.3	.0		.0	.0	.0	.0	YES	.0
AA-1120184	Lloyd's Syndicate 3268	.0					.0			.0	.0		.0	.0	.0	.0	YES	.0
AA-1120075	Lloyd's Syndicate 4020	.0					.0			.0	.0		.0	.0	.0	.0	YES	.0
AA-1120067	Lloyd's Syndicate 4242	.1					.1			.1	.0	50	.0	.0	.0	.0	YES	.0
AA-1126004	Lloyd's Syndicate 4444	.0					.0			.0	.0		.0	.0	.0	.0	YES	.0
AA-1840000	Mapfre Re, Compañia de Reaseguros S. A.		.1	.1		.2	.3	.3		.3	.2	(17)	100.0	.0	.0	67.7	YES	.2
AA-3190829	Markel Bermuda Ltd	.0					.0	.0		.0	.0		.0	.0	.0	.0	YES	.0
AA-3190686	Partner Reinsurance Co Ltd	.4				.0	.4	.4		.4	.0	626	.7	.0	.0	.7	YES	.0
AA-1460006	Validus Re Ltd (Switzerland)	.12					.12	.12		.12	.0		.0	.0	.0	.0	YES	.0
AA-3190870	VALIDUS REINS LTD	.0					.0	.0		.0	.0		.0	.0	.0	.0	YES	.0
1299999	Total Authorized - Other Non-U.S. Insurers	154	1	31	0	11	43	197	0	0	197	11	2,049	21.9	0.5	5.8	XXX	11
1499999	Total Authorized Excluding Protected Cells (Sum of 0899999, 0999999, 1099999, 1199999 and 1299999)	32,810	688	421	2	1,025	2,136	34,946	0	0	34,946	1,027	64,409	6.1	1.0	2.9	XXX	930
1899999	Total Unauthorized - Affiliates - U.S. Non-Pool	0	0	0	0	0	0	0	0	0	0	0	0	0.0	0.0	0.0	XXX	0
2199999	Total Unauthorized - Affiliates - Other (Non-U.S.)	0	0	0	0	0	0	0	0	0	0	0	0	0.0	0.0	0.0	XXX	0
2299999	Total Unauthorized - Affiliates	0	0	0	0	0	0	0	0	0	0	0	0	0.0	0.0	0.0	XXX	0
95-3187355	ALLIANZ GLOBAL RISKS US INS CO	.0					.0	.0		.0	.0		.0	.0	.0	.0	YES	.0
39-6040366	American Standard Ins Co of WI	.2					.2	.2		.2	.0		.0	.0	.0	.0	YES	.0
51-0434766	AXIS Reinsurance Company		.11			.0	.11	.11		.11	.0		100.0	.9	.9	.9	YES	.0
2399999	Total Unauthorized - Other U.S. Unaffiliated Insurers	2	11	0	0	0	11	13	0	0	13	0	0	84.6	0.8	0.8	XXX	0
AA-3190906	Aeolus Re Ltd	.27					.27	.27		.27	.0	433	.0	.0	.0	.0	YES	.0
AA-1464104	Allianz Risk Transfer AG	.0					.0	.0		.0	.0		.0	.0	.0	.0	YES	.0
AA-3194158	ALLIANZ RISK TRANSFER (BERMUDA)	.0					.0	.0		.0	.0		.0	.0	.0	.0	YES	.0
AA-3190873	Ariel Re Co Ltd	.0					.0	.0		.0	.0		.0	.0	.0	.0	YES	.0
AA-3191352	Ascot Re Co Ltd	.0					.0	.0		.0	.0		.0	.0	.0	.0	YES	.0
AA-1780116	Chaucer Ins CO (Bermuda)	.0					.0	.0		.0	.0		.0	.0	.0	.0	YES	.0
AA-9240012	China P&C Re Beijing	.0					.0	.0		.0	.0		.0	.0	.0	.0	YES	.0
AA-3190770	Chubb Tempest Re Ltd	.0					.0	.0		.0	.0		.0	.0	.0	.0	YES	.0
AA-3190936	D.E. Shaw Re (Bermuda) Ltd	.22					.22	.22		.22	.0	3,181	.0	.0	.0	.0	YES	.0

ANNUAL STATEMENT FOR THE YEAR 2021 OF THE Narragansett Bay Insurance Company

SCHEDULE F - PART 3 (Continued)

Ceded Reinsurance as of December 31, Current Year (\$000 Omitted)

(Aging of Ceded Reinsurance)

ID Number From Col. 1	Name of Reinsurer From Col. 3	Reinsurance Recoverable on Paid Losses and Paid Loss Adjustment Expenses						44 Total Recoverable on Paid Losses & LAE Amounts in Dispute Included in Col. 43	45 Recoverable on Paid Losses & LAE Over 90 Days Past Due Amounts Included in Cols. 40 & 41	46 Total Recoverable on Paid Losses & LAE Amounts Not in Dispute (Cols 43-44)	47 Recoverable on Paid Losses & LAE Over 90 Days Past Due Amounts Not in Dispute (Cols. 40 + 41 - 45)	48 Amounts Received Prior 90 Days	49 Percentage Overdue Col. 42/Col. 43	50 Percentage of Amounts More Than 90 Days Overdue Not in Dispute (Col. 47/(Cols. 46+48))	51 Percentage More Than 120 Days Overdue (Col. 41/ Col. 43)	52 Is the Amount in Col. 50 Less Than 20%? (Yes or No)	53 Amounts in Col. 47 for Reinsurers with Values Less Than 20% in Col. 50
		37 Current	38 Overdue				43 Total Due Cols. 37+42 (In total should equal Cols. 7+8)										
			38 1 - 29 Days	39 30 - 90 Days	40 91 - 120 Days	41 Over 120 Days											
AA-3191333	Eclipse Re Ltd						.0		.0			.0	.0				.0
AA-3191289	Fidelis Ins Bermuda Ltd	3					.0		.3		398	.0	.0				.0
AA-1120175	Fidelis Underwriting Ltd	3					.0		.3		398	.0	.0				.0
AA-5280027	Fubon Insurance Co Ltd						.0		.0			.0	.0				.0
AA-5340310	General Ins Corp of India	2					.0		.2			.0	.0				.0
AA-3770280	Greenlight Reinsurance Ltd	34					.0		.34		26	.0	.0				.0
AA-3191437	Group Ark Ins Ltd						.0		.0			.0	.0				.0
AA-3190875	Hiscox Ins Co (Bermuda) Ltd	14		6		9	16	30	30	9	300	52.6	2.8	30.7	YES		9
AA-3190677	Horseshoe Re Ltd						.0		.0			.0	.0				.0
AA-8310008	Humbolt Re Ltd	4					.0		.4			.0	.0				.0
AA-8310006	Kelvin Re Limited	13		0			.0	14	14	0	0	1.4	0.0	0.0	YES		0
AA-5420050	Korean Reinsurance Company	18		15			15	33	33	0	141	44.6	0.0	0.0	YES		0
AA-5340660	New India Assurance Co Ltd						.0		.0			.0	.0				.0
AA-1460100	New Reins Co Ltd						.0		.0			.0	.0				.0
AA-3191383	Odin Re Ltd	2					.0		.2			.0	.0				.0
AA-3191314	Prospero Re Ltd						.0		.0			.0	.0				.0
AA-3191298	Quatar Re Ltd	3					.0	.3	3	0	99	.0	.0				.0
AA-3191350	Securis Re IX Ltd	18					.0	18	18	0		.0	.0				.0
AA-1440076	Sirius International Insurance Corp					0	.0	.0	.0			100.0	100.0	100.0	NO		0
AA-5324100	Taiping Re Co Ltd						.0	.0	.0			.0	.0				.0
AA-3191321	Third Point Re Cat Ltd (SiriusPoint Bermuda)						.0	.0	.0			.0	.0				.0
AA-3770492	TOPSAIL REINS SPC LTD						.0	.0	.0			.0	.0				.0
AA-3191432	VANTAGE RISK LTD						.0	.0	.0			.0	.0				.0
2699999	Total Unauthorized - Other Non-U.S. Insurers	164	0	21	0	9	30	195	195	9	4,976	15.6	0.2	4.7	XXX		9
2899999	Total Unauthorized Excluding Protected Cells (Sum of 2299999, 2399999, 2499999, 2599999 and 2699999)	166	11	21	0	9	42	208	208	9	4,976	20.1	0.2	4.4	XXX		9
3299999	Total Certified - Affiliates - U.S. Non-Pool	0	0	0	0	0	0	0	0	0	0	0.0	0.0	0.0	XXX		0
3599999	Total Certified - Affiliates - Other (Non-U.S.)	0	0	0	0	0	0	0	0	0	0	0.0	0.0	0.0	XXX		0
3699999	Total Certified - Affiliates	0	0	0	0	0	0	0	0	0	0	0.0	0.0	0.0	XXX		0
CR-3194126	Arch Reinsurance Ltd		34	0	8	22	65	65	65	30	320	100.0	7.9	34.1	YES		30
CR-1340125	Hannover Rück SE		92				92	92	92	0	1,274	100.0	0.0	0.0	YES		0
4099999	Total Certified - Other Non-U.S. Insurers	0	127	0	8	22	157	157	157	30	1,594	100.0	1.7	14.1	XXX		30
4299999	Total Certified Excluding Protected Cells (Sum of 3699999, 3799999, 3899999, 3999999 and 4099999)	0	127	0	8	22	157	157	157	30	1,594	100.0	1.7	14.1	XXX		30
4699999	Total Reciprocal Jurisdiction - Affiliates - U.S. Non-Pool	0	0	0	0	0	0	0	0	0	0	0.0	0.0	0.0	XXX		0
4999999	Total Reciprocal Jurisdiction - Affiliates - Other (Non-U.S.)	0	0	0	0	0	0	0	0	0	0	0.0	0.0	0.0	XXX		0
5099999	Total Reciprocal Jurisdiction - Affiliates	0	0	0	0	0	0	0	0	0	0	0.0	0.0	0.0	XXX		0
5699999	Total Reciprocal Jurisdiction Excluding Protected Cells (Sum of 5099999, 5199999, 5299999, 5399999 and 5499999)	0	0	0	0	0	0	0	0	0	0	0.0	0.0	0.0	XXX		0

ANNUAL STATEMENT FOR THE YEAR 2021 OF THE Narragansett Bay Insurance Company

SCHEDULE F - PART 3 (Continued)

Ceded Reinsurance as of December 31, Current Year (\$000 Omitted)
(Aging of Ceded Reinsurance)

ID Number From Col. 1	Name of Reinsurer From Col. 3	Reinsurance Recoverable on Paid Losses and Paid Loss Adjustment Expenses						44 Total Recoverable on Paid Losses & LAE Amounts in Dispute Included in Col. 43	45 Recoverable on Paid Losses & LAE Over 90 Days Past Due Amounts Included in Cols. 40 & 41	46 Total Recoverable on Paid Losses & LAE Amounts Not in Dispute (Cols 43-44)	47 Recoverable on Paid Losses & LAE Over 90 Days Past Due Amounts Not in Dispute (Cols. 40 + 41 - 45)	48 Amounts Received Prior 90 Days	49 Percentage Overdue Col. 42/Col. 43	50 Percentage of Amounts More Than 90 Days Overdue Not in Dispute (Col. 47/[Cols. 46+48])	51 Percentage More Than 120 Days Overdue (Col. 41/ Col. 43)	52 Is the Amount in Col. 50 Less Than 20%? (Yes or No)	53 Amounts in Col. 47 for Reinsurers with Values Less Than 20% in Col. 50	
		37	Overdue				43 Total Due Cols. 37+42 (In total should equal Cols. 7+8)											
		Current	38 1 - 29 Days	39 30 - 90 Days	40 91 - 120 Days	41 Over 120 Days												42 Total Overdue Cols. 38+39 +40+41
5799999. Total Authorized, Unauthorized, Reciprocal Jurisdiction and Certified Excluding Protected Cells (Sum of 1499999, 2899999, 4299999 and 5699999)		32,977	826	443	10	1,056	2,335	35,312	0	0	35,312	1,067	70,980	6.6	1.0	3.0	XXX	970
5899999. Total Protected Cells (Sum of 1399999, 2799999, 4199999 and 5599999)		0	0	0	0	0	0	0	0	0	0	0	0.0	0.0	0.0	XXX	0	
9999999 Totals		32,977	826	443	10	1,056	2,335	35,312	0	0	35,312	1,067	70,980	6.6	1.0	3.0	XXX	970

ANNUAL STATEMENT FOR THE YEAR 2021 OF THE Narragansett Bay Insurance Company

SCHEDULE F - PART 3 (Continued)

Ceded Reinsurance as of December 31, Current Year (\$000 Omitted)
(Provision for Reinsurance for Certified Reinsurers)

ID Number From Col. 1	Name of Reinsurer From Col. 3	Provision for Certified Reinsurance													Complete if Col. 52 = "No"; Otherwise Enter 0			69 Provision for Overdue Reinsurance Ceded to Certified Reinsurers (Greater of [Col. 62 + Col. 65] or Col.68; not to Exceed Col. 63)
		54	55	56	57	58	59	60	61	62	63	64	65	66	67	68		
		Certified Reinsurer Rating (1 through 6)	Effective Date of Certified Reinsurer Rating	Percent Collateral Required for Full Credit (0% through 100%)	Catastrophe Recoverables Qualifying for Collateral Deferral	Net Recoverables Subject to Collateral Requirements for Full Credit (Col. 19 - Col. 57)	Dollar Amount of Collateral Required (Col. 56 * Col. 58)	Percent of Collateral Provided for Net Recoverables Subject to Collateral Requirements ([Col. 20 + Col. 21 + Col. 24] / Col. 58)	Percent Credit Allowed on Net Recoverables Subject to Collateral Requirements (Col. 60 / Col. 56, not to exceed 100%)	20% of Recoverable on Paid Losses & LAE Over 90 Days Past Due Amounts in Dispute (Col. 45 * 20%)	Amount of Credit Allowed for Net Recoverables (Col. 57 + [Col. 58 * Col. 61])	Provision for Reinsurance with Certified Reinsurers Due to Collateral Deficiency (Col. 19 - Col. 63)	20% of Recoverable on Paid Losses & LAE Over 90 Days Past Due Amounts Not in Dispute (Col. 47 * 20%)	Total Collateral Provided (Col. 20 + Col. 21 + Col. 24, not to Exceed Col. 63)	Net Unsecured Recoverable for Which Credit is Allowed (Col. 63 - Col. 66)	20% of Amount in Col. 67		
0499999. Total Authorized - Affiliates - U.S. Non-Pool				XXX	XXX	XXX	XXX	XXX	XXX	XXX	XXX	XXX	XXX	XXX	XXX	XXX	XXX	XXX
0799999. Total Authorized - Affiliates - Other (Non-U.S.)				XXX	XXX	XXX	XXX	XXX	XXX	XXX	XXX	XXX	XXX	XXX	XXX	XXX	XXX	XXX
0899999. Total Authorized - Affiliates				XXX	XXX	XXX	XXX	XXX	XXX	XXX	XXX	XXX	XXX	XXX	XXX	XXX	XXX	XXX
06-0237820	ACE Property and Casualty Insurance Company	XXX	XXX	XXX	XXX	XXX	XXX	XXX	XXX	XXX	XXX	XXX	XXX	XXX	XXX	XXX	XXX	XXX
06-1182357	Allied World Insurance Company	XXX	XXX	XXX	XXX	XXX	XXX	XXX	XXX	XXX	XXX	XXX	XXX	XXX	XXX	XXX	XXX	XXX
36-2661954	American Agricultural Insurance Company	XXX	XXX	XXX	XXX	XXX	XXX	XXX	XXX	XXX	XXX	XXX	XXX	XXX	XXX	XXX	XXX	XXX
06-1430254	Arch Reinsurance Company	XXX	XXX	XXX	XXX	XXX	XXX	XXX	XXX	XXX	XXX	XXX	XXX	XXX	XXX	XXX	XXX	XXX
47-0574325	Berkley Insurance Company	XXX	XXX	XXX	XXX	XXX	XXX	XXX	XXX	XXX	XXX	XXX	XXX	XXX	XXX	XXX	XXX	XXX
42-0234980	Employers Mutual Casualty Company	XXX	XXX	XXX	XXX	XXX	XXX	XXX	XXX	XXX	XXX	XXX	XXX	XXX	XXX	XXX	XXX	XXX
35-2293075	Endurance Assurance Corporation	XXX	XXX	XXX	XXX	XXX	XXX	XXX	XXX	XXX	XXX	XXX	XXX	XXX	XXX	XXX	XXX	XXX
22-2005057	Everest Reinsurance Company	XXX	XXX	XXX	XXX	XXX	XXX	XXX	XXX	XXX	XXX	XXX	XXX	XXX	XXX	XXX	XXX	XXX
43-1898350	Fletcher Reinsurance Company (Maiden)	XXX	XXX	XXX	XXX	XXX	XXX	XXX	XXX	XXX	XXX	XXX	XXX	XXX	XXX	XXX	XXX	XXX
13-2673100	General Reinsurance Corporation	XXX	XXX	XXX	XXX	XXX	XXX	XXX	XXX	XXX	XXX	XXX	XXX	XXX	XXX	XXX	XXX	XXX
13-6108721	Harco National Insurance Company	XXX	XXX	XXX	XXX	XXX	XXX	XXX	XXX	XXX	XXX	XXX	XXX	XXX	XXX	XXX	XXX	XXX
06-0384680	Hartford Steam Boiler Inspection & Ins Co	XXX	XXX	XXX	XXX	XXX	XXX	XXX	XXX	XXX	XXX	XXX	XXX	XXX	XXX	XXX	XXX	XXX
95-2769232	Insurance Co of the West	XXX	XXX	XXX	XXX	XXX	XXX	XXX	XXX	XXX	XXX	XXX	XXX	XXX	XXX	XXX	XXX	XXX
04-1543470	Liberty Mutual Insurance Co	XXX	XXX	XXX	XXX	XXX	XXX	XXX	XXX	XXX	XXX	XXX	XXX	XXX	XXX	XXX	XXX	XXX
06-1481194	Markel Global Reinsurance Company	XXX	XXX	XXX	XXX	XXX	XXX	XXX	XXX	XXX	XXX	XXX	XXX	XXX	XXX	XXX	XXX	XXX
13-4924125	Munich Reinsurance America Inc	XXX	XXX	XXX	XXX	XXX	XXX	XXX	XXX	XXX	XXX	XXX	XXX	XXX	XXX	XXX	XXX	XXX
47-0698507	Odyssey Reinsurance Company	XXX	XXX	XXX	XXX	XXX	XXX	XXX	XXX	XXX	XXX	XXX	XXX	XXX	XXX	XXX	XXX	XXX
13-3031176	Partner Reinsurance Company of the U.S.	XXX	XXX	XXX	XXX	XXX	XXX	XXX	XXX	XXX	XXX	XXX	XXX	XXX	XXX	XXX	XXX	XXX
23-1641984	QBE Reinsurance Corporation	XXX	XXX	XXX	XXX	XXX	XXX	XXX	XXX	XXX	XXX	XXX	XXX	XXX	XXX	XXX	XXX	XXX
30-0703280	RENAISSANCE EUROPE AG US BRANCH (Tokio)	XXX	XXX	XXX	XXX	XXX	XXX	XXX	XXX	XXX	XXX	XXX	XXX	XXX	XXX	XXX	XXX	XXX
52-1952955	Renaissance Reinsurance U.S. Inc.	XXX	XXX	XXX	XXX	XXX	XXX	XXX	XXX	XXX	XXX	XXX	XXX	XXX	XXX	XXX	XXX	XXX
75-1444207	Scor Reinsurance Company	XXX	XXX	XXX	XXX	XXX	XXX	XXX	XXX	XXX	XXX	XXX	XXX	XXX	XXX	XXX	XXX	XXX
13-1675535	Swiss Reinsurance America Corporation	XXX	XXX	XXX	XXX	XXX	XXX	XXX	XXX	XXX	XXX	XXX	XXX	XXX	XXX	XXX	XXX	XXX
13-2918573	The Toa Reinsurance Company Of America	XXX	XXX	XXX	XXX	XXX	XXX	XXX	XXX	XXX	XXX	XXX	XXX	XXX	XXX	XXX	XXX	XXX
13-2997499	Third Point Re Ltd (SIRIUSPOINT)	XXX	XXX	XXX	XXX	XXX	XXX	XXX	XXX	XXX	XXX	XXX	XXX	XXX	XXX	XXX	XXX	XXX
13-5616275	Transatlantic Reinsurance Company	XXX	XXX	XXX	XXX	XXX	XXX	XXX	XXX	XXX	XXX	XXX	XXX	XXX	XXX	XXX	XXX	XXX
13-2673100	TransRe/General Reinsurance Corporation	XXX	XXX	XXX	XXX	XXX	XXX	XXX	XXX	XXX	XXX	XXX	XXX	XXX	XXX	XXX	XXX	XXX
13-1290712	XL Reinsurance America Inc	XXX	XXX	XXX	XXX	XXX	XXX	XXX	XXX	XXX	XXX	XXX	XXX	XXX	XXX	XXX	XXX	XXX
0999999. Total Authorized - Other U.S. Unaffiliated Insurers				XXX	XXX	XXX	XXX	XXX	XXX	XXX	XXX	XXX	XXX	XXX	XXX	XXX	XXX	XXX
AA-9991213	MASSACHUSETTS FAIR PLAN	XXX	XXX	XXX	XXX	XXX	XXX	XXX	XXX	XXX	XXX	XXX	XXX	XXX	XXX	XXX	XXX	XXX
AA-9991225	RHODE ISLAND FAIR PLAN	XXX	XXX	XXX	XXX	XXX	XXX	XXX	XXX	XXX	XXX	XXX	XXX	XXX	XXX	XXX	XXX	XXX
1099999. Total Authorized - Pools - Mandatory Pools				XXX	XXX	XXX	XXX	XXX	XXX	XXX	XXX	XXX	XXX	XXX	XXX	XXX	XXX	XXX
AA-3194168	Aspen Insurance Ltd (Bermuda)	XXX	XXX	XXX	XXX	XXX	XXX	XXX	XXX	XXX	XXX	XXX	XXX	XXX	XXX	XXX	XXX	XXX
AA-1120337	Aspen Insurance UK Limited	XXX	XXX	XXX	XXX	XXX	XXX	XXX	XXX	XXX	XXX	XXX	XXX	XXX	XXX	XXX	XXX	XXX
AA-3194139	AXIS Specialty Ltd	XXX	XXX	XXX	XXX	XXX	XXX	XXX	XXX	XXX	XXX	XXX	XXX	XXX	XXX	XXX	XXX	XXX
AA-1120067	Lloyd's Chord Re Consortium 9840	XXX	XXX	XXX	XXX	XXX	XXX	XXX	XXX	XXX	XXX	XXX	XXX	XXX	XXX	XXX	XXX	XXX
AA-1126033	Lloyd's Syndicate 0033	XXX	XXX	XXX	XXX	XXX	XXX	XXX	XXX	XXX	XXX	XXX	XXX	XXX	XXX	XXX	XXX	XXX
AA-1126623	Lloyd's Syndicate 0623	XXX	XXX	XXX	XXX	XXX	XXX	XXX	XXX	XXX	XXX	XXX	XXX	XXX	XXX	XXX	XXX	XXX

ANNUAL STATEMENT FOR THE YEAR 2021 OF THE Narragansett Bay Insurance Company

SCHEDULE F - PART 3 (Continued)

Ceded Reinsurance as of December 31, Current Year (\$000 Omitted)
(Provision for Reinsurance for Certified Reinsurers)

ID Number From Col. 1	Name of Reinsurer From Col. 3	Provision for Certified Reinsurance													Complete if Col. 52 = "No"; Otherwise Enter 0			69 Provision for Overdue Reinsurance Ceded to Certified Reinsurers (Greater of [Col. 62 + Col. 65] or Col.68; not to Exceed Col. 63)
		54	55	56	57	58	59	60	61	62	63	64	65	66	67	68		
		Certified Reinsurer Rating (1 through 6)	Effective Date of Certified Reinsurer Rating	Percent Collateral Required for Full Credit (0% through 100%)	Catastrophe Recoverables Qualifying for Collateral Deferral	Net Recoverables Subject to Collateral Requirements for Full Credit (Col. 19 - Col. 57)	Dollar Amount of Collateral Required (Col. 56 * Col. 58)	Percent of Collateral Provided for Net Recoverables Subject to Collateral Requirements ([Col. 20 + Col. 21 + Col. 22 + Col. 24] / Col. 58)	Percent Credit Allowed on Net Recoverables Subject to Collateral Requirements (Col. 60 / Col. 56, not to exceed 100%)	20% of Recoverable on Paid Losses & LAE Over 90 Days Past Due Amounts in Dispute (Col. 45 * 20%)	Amount of Credit Allowed for Net Recoverables (Col. 57 + [Col. 58 * Col. 61])	Provision for Reinsurance with Certified Reinsurers Due to Collateral Deficiency (Col. 19 - Col. 63)	20% of Recoverable on Paid Losses & LAE Over 90 Days Past Due Amounts Not in Dispute (Col. 47 * 20%)	Total Collateral Provided (Col. 20 + Col. 21 + Col. 24, not to Exceed Col. 63)	Net Unsecured Recoverable for Which Credit is Allowed (Col. 63 - Col. 66)	20% of Amount in Col. 67		
AA-1126727	Lloyd's Syndicate 0727	XXX	XXX	XXX	XXX	XXX	XXX	XXX	XXX	XXX	XXX	XXX	XXX	XXX	XXX	XXX	XXX	
AA-1127084	Lloyd's Syndicate 1084	XXX	XXX	XXX	XXX	XXX	XXX	XXX	XXX	XXX	XXX	XXX	XXX	XXX	XXX	XXX	XXX	
AA-1127183	Lloyd's Syndicate 1183	XXX	XXX	XXX	XXX	XXX	XXX	XXX	XXX	XXX	XXX	XXX	XXX	XXX	XXX	XXX	XXX	
AA-1127301	Lloyd's Syndicate 1301	XXX	XXX	XXX	XXX	XXX	XXX	XXX	XXX	XXX	XXX	XXX	XXX	XXX	XXX	XXX	XXX	
AA-1127414	Lloyd's Syndicate 1414	XXX	XXX	XXX	XXX	XXX	XXX	XXX	XXX	XXX	XXX	XXX	XXX	XXX	XXX	XXX	XXX	
AA-1120157	Lloyd's Syndicate 1729	XXX	XXX	XXX	XXX	XXX	XXX	XXX	XXX	XXX	XXX	XXX	XXX	XXX	XXX	XXX	XXX	
AA-1120171	Lloyd's Syndicate 1856	XXX	XXX	XXX	XXX	XXX	XXX	XXX	XXX	XXX	XXX	XXX	XXX	XXX	XXX	XXX	XXX	
AA-1120083	Lloyd's Syndicate 1910	XXX	XXX	XXX	XXX	XXX	XXX	XXX	XXX	XXX	XXX	XXX	XXX	XXX	XXX	XXX	XXX	
AA-1120186	Lloyd's Syndicate 1947	XXX	XXX	XXX	XXX	XXX	XXX	XXX	XXX	XXX	XXX	XXX	XXX	XXX	XXX	XXX	XXX	
AA-1120106	Lloyd's Syndicate 1969	XXX	XXX	XXX	XXX	XXX	XXX	XXX	XXX	XXX	XXX	XXX	XXX	XXX	XXX	XXX	XXX	
AA-1128003	Lloyd's Syndicate 2003	XXX	XXX	XXX	XXX	XXX	XXX	XXX	XXX	XXX	XXX	XXX	XXX	XXX	XXX	XXX	XXX	
AA-1120152	Lloyd's Syndicate 2357	XXX	XXX	XXX	XXX	XXX	XXX	XXX	XXX	XXX	XXX	XXX	XXX	XXX	XXX	XXX	XXX	
AA-1128623	Lloyd's Syndicate 2623	XXX	XXX	XXX	XXX	XXX	XXX	XXX	XXX	XXX	XXX	XXX	XXX	XXX	XXX	XXX	XXX	
AA-1128791	Lloyd's Syndicate 2791	XXX	XXX	XXX	XXX	XXX	XXX	XXX	XXX	XXX	XXX	XXX	XXX	XXX	XXX	XXX	XXX	
AA-1128987	Lloyd's Syndicate 2987	XXX	XXX	XXX	XXX	XXX	XXX	XXX	XXX	XXX	XXX	XXX	XXX	XXX	XXX	XXX	XXX	
AA-1129000	Lloyd's Syndicate 3000	XXX	XXX	XXX	XXX	XXX	XXX	XXX	XXX	XXX	XXX	XXX	XXX	XXX	XXX	XXX	XXX	
AA-1120184	Lloyd's Syndicate 3268	XXX	XXX	XXX	XXX	XXX	XXX	XXX	XXX	XXX	XXX	XXX	XXX	XXX	XXX	XXX	XXX	
AA-1120075	Lloyd's Syndicate 4020	XXX	XXX	XXX	XXX	XXX	XXX	XXX	XXX	XXX	XXX	XXX	XXX	XXX	XXX	XXX	XXX	
AA-1120067	Lloyd's Syndicate 4242	XXX	XXX	XXX	XXX	XXX	XXX	XXX	XXX	XXX	XXX	XXX	XXX	XXX	XXX	XXX	XXX	
AA-1126004	Lloyd's Syndicate 4444	XXX	XXX	XXX	XXX	XXX	XXX	XXX	XXX	XXX	XXX	XXX	XXX	XXX	XXX	XXX	XXX	
AA-1840000	Mapfre Re, Compañia de Reaseguros S. A.	XXX	XXX	XXX	XXX	XXX	XXX	XXX	XXX	XXX	XXX	XXX	XXX	XXX	XXX	XXX	XXX	
AA-3190829	Markel Bermuda Ltd	XXX	XXX	XXX	XXX	XXX	XXX	XXX	XXX	XXX	XXX	XXX	XXX	XXX	XXX	XXX	XXX	
AA-3190686	Partner Reinsurance Co Ltd	XXX	XXX	XXX	XXX	XXX	XXX	XXX	XXX	XXX	XXX	XXX	XXX	XXX	XXX	XXX	XXX	
AA-1460006	Validus Re Ltd (Switzerland)	XXX	XXX	XXX	XXX	XXX	XXX	XXX	XXX	XXX	XXX	XXX	XXX	XXX	XXX	XXX	XXX	
AA-3190870	VALIDUS REINS LTD	XXX	XXX	XXX	XXX	XXX	XXX	XXX	XXX	XXX	XXX	XXX	XXX	XXX	XXX	XXX	XXX	
1299999	Total Authorized - Other Non-U.S. Insurers			XXX	XXX	XXX	XXX	XXX	XXX	XXX	XXX	XXX	XXX	XXX	XXX	XXX	XXX	
1499999	Total Authorized Excluding Protected Cells (Sum of 0899999, 0999999, 1099999, 1199999 and 1299999)			XXX	XXX	XXX	XXX	XXX	XXX	XXX	XXX	XXX	XXX	XXX	XXX	XXX	XXX	
1899999	Total Unauthorized - Affiliates - U.S. Non-Pool			XXX	XXX	XXX	XXX	XXX	XXX	XXX	XXX	XXX	XXX	XXX	XXX	XXX	XXX	
2199999	Total Unauthorized - Affiliates - Other (Non-U.S.)			XXX	XXX	XXX	XXX	XXX	XXX	XXX	XXX	XXX	XXX	XXX	XXX	XXX	XXX	
2299999	Total Unauthorized - Affiliates			XXX	XXX	XXX	XXX	XXX	XXX	XXX	XXX	XXX	XXX	XXX	XXX	XXX	XXX	
95-3187355	ALLIANZ GLOBAL RISKS US INS CO	XXX	XXX	XXX	XXX	XXX	XXX	XXX	XXX	XXX	XXX	XXX	XXX	XXX	XXX	XXX	XXX	
39-6040366	American Standard Ins Co of WI	XXX	XXX	XXX	XXX	XXX	XXX	XXX	XXX	XXX	XXX	XXX	XXX	XXX	XXX	XXX	XXX	
51-0434766	AXIS Reinsurance Company	XXX	XXX	XXX	XXX	XXX	XXX	XXX	XXX	XXX	XXX	XXX	XXX	XXX	XXX	XXX	XXX	
2399999	Total Unauthorized - Other U.S. Unaffiliated Insurers			XXX	XXX	XXX	XXX	XXX	XXX	XXX	XXX	XXX	XXX	XXX	XXX	XXX	XXX	
AA-3190906	Aeolus Re Ltd	XXX	XXX	XXX	XXX	XXX	XXX	XXX	XXX	XXX	XXX	XXX	XXX	XXX	XXX	XXX	XXX	
AA-1464104	Allianz Risk Transfer AG	XXX	XXX	XXX	XXX	XXX	XXX	XXX	XXX	XXX	XXX	XXX	XXX	XXX	XXX	XXX	XXX	
AA-3194158	ALLIANZ RISK TRANSFER (BERMUDA)	XXX	XXX	XXX	XXX	XXX	XXX	XXX	XXX	XXX	XXX	XXX	XXX	XXX	XXX	XXX	XXX	
AA-3190873	Ariel Re Co Ltd	XXX	XXX	XXX	XXX	XXX	XXX	XXX	XXX	XXX	XXX	XXX	XXX	XXX	XXX	XXX	XXX	
AA-3191352	Ascot Re Co Ltd	XXX	XXX	XXX	XXX	XXX	XXX	XXX	XXX	XXX	XXX	XXX	XXX	XXX	XXX	XXX	XXX	
AA-1780116	Chaucer Ins CO (Bermuda)	XXX	XXX	XXX	XXX	XXX	XXX	XXX	XXX	XXX	XXX	XXX	XXX	XXX	XXX	XXX	XXX	

ANNUAL STATEMENT FOR THE YEAR 2021 OF THE Narragansett Bay Insurance Company

SCHEDULE F - PART 3 (Continued)

Ceded Reinsurance as of December 31, Current Year (\$000 Omitted)

(Provision for Reinsurance for Certified Reinsurers)

ID Number From Col. 1	Name of Reinsurer From Col. 3	Provision for Certified Reinsurance													Complete if Col. 52 = "No"; Otherwise Enter 0			69 Provision for Overdue Reinsurance Ceded to Certified Reinsurers (Greater of [Col. 62 + Col. 65] or Col.68; not to Exceed Col. 63)
		54	55	56	57	58	59	60	61	62	63	64	65	66	67	68		
		Certified Reinsurer Rating (1 through 6)	Effective Date of Certified Reinsurer Rating	Percent Collateral Required for Full Credit (0% through 100%)	Catastrophe Recoverables Qualifying for Collateral Deferral	Net Recoverables Subject to Collateral Requirements for Full Credit (Col. 19 - Col. 57)	Dollar Amount of Collateral Required (Col. 56 * Col. 58)	Percent of Collateral Provided for Net Recoverables Subject to Collateral Requirements ([Col. 20 + Col. 21 + Col. 22 + Col. 24] / Col. 58)	Percent Credit Allowed on Net Recoverables Subject to Collateral Requirements (Col. 60 / Col. 56, not to exceed 100%)	20% of Recoverable on Paid Losses & LAE Over 90 Days Past Due Amounts in Dispute (Col. 45 * 20%)	Amount of Credit Allowed for Net Recoverables (Col. 57 + [Col. 58 * Col. 61])	Provision for Reinsurance with Certified Reinsurers Due to Collateral Deficiency (Col. 19 - Col. 63)	20% of Recoverable on Paid Losses & LAE Over 90 Days Past Due Amounts Not in Dispute (Col. 47 * 20%)	Total Collateral Provided (Col. 20 + Col. 21 + Col. 24, not to Exceed Col. 63)	Net Unsecured Recoverable for Which Credit is Allowed (Col. 63 - Col. 66)	20% of Amount in Col. 67		
AA-9240012	China P&C Re Beijing	XXX	XXX	XXX	XXX	XXX	XXX	XXX	XXX	XXX	XXX	XXX	XXX	XXX	XXX	XXX	XXX	
AA-3190770	Chubb Tempest Re Ltd	XXX	XXX	XXX	XXX	XXX	XXX	XXX	XXX	XXX	XXX	XXX	XXX	XXX	XXX	XXX	XXX	
AA-3190936	D.E. Shaw Re (Bermuda) Ltd	XXX	XXX	XXX	XXX	XXX	XXX	XXX	XXX	XXX	XXX	XXX	XXX	XXX	XXX	XXX	XXX	
AA-3191333	Eclipse Re Ltd	XXX	XXX	XXX	XXX	XXX	XXX	XXX	XXX	XXX	XXX	XXX	XXX	XXX	XXX	XXX	XXX	
AA-3191289	Fidelis Ins Bermuda Ltd	XXX	XXX	XXX	XXX	XXX	XXX	XXX	XXX	XXX	XXX	XXX	XXX	XXX	XXX	XXX	XXX	
AA-1120175	Fidelis Underwriting Ltd	XXX	XXX	XXX	XXX	XXX	XXX	XXX	XXX	XXX	XXX	XXX	XXX	XXX	XXX	XXX	XXX	
AA-5280027	Fubon Insurance Co Ltd	XXX	XXX	XXX	XXX	XXX	XXX	XXX	XXX	XXX	XXX	XXX	XXX	XXX	XXX	XXX	XXX	
AA-5340310	General Ins Corp of India	XXX	XXX	XXX	XXX	XXX	XXX	XXX	XXX	XXX	XXX	XXX	XXX	XXX	XXX	XXX	XXX	
AA-3770280	Greenlight Reinsurance Ltd	XXX	XXX	XXX	XXX	XXX	XXX	XXX	XXX	XXX	XXX	XXX	XXX	XXX	XXX	XXX	XXX	
AA-3191437	Group Ark Ins Ltd	XXX	XXX	XXX	XXX	XXX	XXX	XXX	XXX	XXX	XXX	XXX	XXX	XXX	XXX	XXX	XXX	
AA-3190875	Hiscox Ins Co (Bermuda) Ltd	XXX	XXX	XXX	XXX	XXX	XXX	XXX	XXX	XXX	XXX	XXX	XXX	XXX	XXX	XXX	XXX	
AA-3190677	Horseshoe Re Ltd	XXX	XXX	XXX	XXX	XXX	XXX	XXX	XXX	XXX	XXX	XXX	XXX	XXX	XXX	XXX	XXX	
AA-8310008	Humbolt Re Ltd	XXX	XXX	XXX	XXX	XXX	XXX	XXX	XXX	XXX	XXX	XXX	XXX	XXX	XXX	XXX	XXX	
AA-8310006	Kelvin Re Limited	XXX	XXX	XXX	XXX	XXX	XXX	XXX	XXX	XXX	XXX	XXX	XXX	XXX	XXX	XXX	XXX	
AA-5420050	Korean Reinsurance Company	XXX	XXX	XXX	XXX	XXX	XXX	XXX	XXX	XXX	XXX	XXX	XXX	XXX	XXX	XXX	XXX	
AA-5340660	New India Assurance Co Ltd	XXX	XXX	XXX	XXX	XXX	XXX	XXX	XXX	XXX	XXX	XXX	XXX	XXX	XXX	XXX	XXX	
AA-1460100	New Reins Co Ltd	XXX	XXX	XXX	XXX	XXX	XXX	XXX	XXX	XXX	XXX	XXX	XXX	XXX	XXX	XXX	XXX	
AA-3191383	Odin Re Ltd	XXX	XXX	XXX	XXX	XXX	XXX	XXX	XXX	XXX	XXX	XXX	XXX	XXX	XXX	XXX	XXX	
AA-3191314	Prospero Re Ltd	XXX	XXX	XXX	XXX	XXX	XXX	XXX	XXX	XXX	XXX	XXX	XXX	XXX	XXX	XXX	XXX	
AA-3191298	Quatar Re Ltd	XXX	XXX	XXX	XXX	XXX	XXX	XXX	XXX	XXX	XXX	XXX	XXX	XXX	XXX	XXX	XXX	
AA-3191350	Securis Re IX Ltd	XXX	XXX	XXX	XXX	XXX	XXX	XXX	XXX	XXX	XXX	XXX	XXX	XXX	XXX	XXX	XXX	
AA-1440076	Sirius International Insurance Corp	XXX	XXX	XXX	XXX	XXX	XXX	XXX	XXX	XXX	XXX	XXX	XXX	XXX	XXX	XXX	XXX	
AA-5324100	Taiping Re Co Ltd	XXX	XXX	XXX	XXX	XXX	XXX	XXX	XXX	XXX	XXX	XXX	XXX	XXX	XXX	XXX	XXX	
AA-3191321	Third Point Re Cat Ltd (SiriusPoint Bermuda)	XXX	XXX	XXX	XXX	XXX	XXX	XXX	XXX	XXX	XXX	XXX	XXX	XXX	XXX	XXX	XXX	
AA-3770492	TOPSAIL REINS SPC LTD	XXX	XXX	XXX	XXX	XXX	XXX	XXX	XXX	XXX	XXX	XXX	XXX	XXX	XXX	XXX	XXX	
AA-3191432	VANTAGE RISK LTD	XXX	XXX	XXX	XXX	XXX	XXX	XXX	XXX	XXX	XXX	XXX	XXX	XXX	XXX	XXX	XXX	
2699999	Total Unauthorized - Other Non-U.S. Insurers			XXX	XXX	XXX	XXX	XXX	XXX	XXX	XXX	XXX	XXX	XXX	XXX	XXX	XXX	
2899999	Total Unauthorized Excluding Protected Cells (Sum of 2299999, 2399999, 2499999, 2599999 and 2699999)			XXX	XXX	XXX	XXX	XXX	XXX	XXX	XXX	XXX	XXX	XXX	XXX	XXX	XXX	
3299999	Total Certified - Affiliates - U.S. Non-Pool			XXX	0	0	0	XXX	XXX	0	0	0	0	0	0	0	0	
3599999	Total Certified - Affiliates - Other (Non-U.S.)			XXX	0	0	0	XXX	XXX	0	0	0	0	0	0	0	0	
3699999	Total Certified - Affiliates			XXX	0	0	0	XXX	XXX	0	0	0	0	0	0	0	0	
CR-3194126	Arch Reinsurance Ltd	3	04/18/2015	20.0		(783)	(157)	(196.2)	(981.0)	0	7,685	0	6	0	0	0	6	
CR-1340125	Hannover Rück SE	2	04/13/2015	10.0		2,837	284	183.7	100.0	0	2,837	0	0	0	0	0	0	
4099999	Total Certified - Other Non-U.S. Insurers			XXX	0	2,053	127	XXX	XXX	0	10,522	0	6	0	0	0	6	
4299999	Total Certified Excluding Protected Cells (Sum of 3699999, 3799999, 3899999, 3999999 and 4099999)			XXX	0	2,053	127	XXX	XXX	0	10,522	0	6	0	0	0	6	
4699999	Total Reciprocal Jurisdiction - Affiliates - U.S. Non-Pool			XXX	XXX	XXX	XXX	XXX	XXX	XXX	XXX	XXX	XXX	XXX	XXX	XXX	XXX	
4999999	Total Reciprocal Jurisdiction - Affiliates - Other (Non-U.S.)			XXX	XXX	XXX	XXX	XXX	XXX	XXX	XXX	XXX	XXX	XXX	XXX	XXX	XXX	
5099999	Total Reciprocal Jurisdiction - Affiliates			XXX	XXX	XXX	XXX	XXX	XXX	XXX	XXX	XXX	XXX	XXX	XXX	XXX	XXX	

ANNUAL STATEMENT FOR THE YEAR 2021 OF THE Narragansett Bay Insurance Company

SCHEDULE F - PART 3 (Continued)

Ceded Reinsurance as of December 31, Current Year (\$000 Omitted)
(Provision for Reinsurance for Certified Reinsurers)

ID Number From Col. 1	Name of Reinsurer From Col. 3	Provision for Certified Reinsurance													Complete if Col. 52 = "No"; Otherwise Enter 0			69 Provision for Overdue Reinsurance Ceded to Certified Reinsurers (Greater of [Col. 62 + Col. 65] or Col.68; not to Exceed Col. 63)
		54	55	56	57	58	59	60	61	62	63	64	65	66	67	68		
		Certified Reinsurer Rating (1 through 6)	Effective Date of Certified Reinsurer Rating	Percent Collateral Required for Full Credit (0% through 100%)	Catastrophe Recoverables Qualifying for Collateral Deferral	Net Recoverables Subject to Collateral Requirements for Full Credit (Col. 19 - Col. 57)	Dollar Amount of Collateral Required (Col. 56 * Col. 58)	Percent of Collateral Provided for Net Recoverables Subject to Collateral Requirements ([Col. 20 + Col. 21 + Col. 22 + Col. 24] / Col. 58)	Percent Credit Allowed on Net Recoverables Subject to Collateral Requirements (Col. 60 / Col. 56, not to exceed 100%)	20% of Recoverable on Paid Losses & LAE Over 90 Days Past Due Amounts in Dispute (Col. 45 * 20%)	Amount of Credit Allowed for Net Recoverables (Col. 57 + [Col. 58 * Col. 61])	Provision for Reinsurance with Certified Reinsurers Due to Collateral Deficiency (Col. 19 - Col. 63)	20% of Recoverable on Paid Losses & LAE Over 90 Days Past Due Amounts Not in Dispute (Col. 47 * 20%)	Total Collateral Provided (Col. 20 + Col. 21 + Col. 22 + Col. 24, not to Exceed Col. 63)	Net Unsecured Recoverable for Which Credit is Allowed (Col. 63 - Col. 66)	20% of Amount in Col. 67		
5699999. Total Reciprocal Jurisdiction Excluding Protected Cells (Sum of 5099999, 5199999, 5299999, 5399999 and 5499999)		XXX		XXX	XXX	XXX	XXX	XXX	XXX	XXX	XXX	XXX	XXX	XXX	XXX	XXX	XXX	
5799999. Total Authorized, Unauthorized, Reciprocal Jurisdiction and Certified Excluding Protected Cells (Sum of 1499999, 2899999, 4299999 and 5699999)		XXX	0	2,053	127	XXX	XXX	0	10,522	0	6	0	0	0	0	0	6	
5899999. Total Protected Cells (Sum of 1399999, 2799999, 4199999 and 5599999)		XXX	0	0	0	XXX	XXX	0	0	0	0	0	0	0	0	0	0	
9999999 Totals		XXX	0	2,053	127	XXX	XXX	0	10,522	0	6	0	0	0	0	0	6	

ANNUAL STATEMENT FOR THE YEAR 2021 OF THE Narragansett Bay Insurance Company

SCHEDULE F - PART 3 (Continued)

Ceded Reinsurance as of December 31, Current Year (\$000 Omitted)
(Total Provision for Reinsurance)

ID Number From Col. 1	Name of Reinsurer From Col. 3	70 20% of Recoverable on Paid Losses & LAE Over 90 Days past Due Amounts Not in Dispute (Col. 47 * 20%)	Provision for Unauthorized Reinsurance		Provision for Overdue Authorized and Reciprocal Jurisdiction Reinsurance		Total Provision for Reinsurance			
			71	72	73	74	75	76	77	78
			Provision for Reinsurance with Unauthorized Reinsurers Due to Collateral Deficiency (Col. 26)	Provision for Overdue Reinsurance from Unauthorized Reinsurers and Amounts in Dispute (Col. 70 + 20% of the Amount in Col. 16)	Complete if Col. 52 = "Yes"; Otherwise Enter 0	Complete if Col. 52 = "No"; Otherwise Enter 0	Provision for Amounts Ceded to Authorized and Reciprocal Reinsurers (Cols. 73 + 74)	Provision for Amounts Ceded to Unauthorized Reinsurers (Cols. 71 + 72 Not in Excess of Col. 15)	Provision for Amounts Ceded to Certified Reinsurers (Cols. 64 + 69)	Total Provision for Reinsurance (Cols. 75 + 76 + 77)
0499999	Total Authorized - Affiliates - U.S. Non-Pool	0	XXX	XXX	0	0	0	XXX	XXX	0
0799999	Total Authorized - Affiliates - Other (Non-U.S.)	0	XXX	XXX	0	0	0	XXX	XXX	0
0899999	Total Authorized - Affiliates	0	XXX	XXX	0	0	0	XXX	XXX	0
06-0237820	ACE Property and Casualty Insurance Company	166	XXX	XXX	166	0	166	XXX	XXX	166
06-1182357	Allied World Insurance Company	0	XXX	XXX	0	0	0	XXX	XXX	0
36-2661954	American Agricultural Insurance Company	0	XXX	XXX	0	0	0	XXX	XXX	0
06-1430254	Arch Reinsurance Company	0	XXX	XXX	0	0	0	XXX	XXX	0
47-0574325	Berkley Insurance Company	1	XXX	XXX	1	0	1	XXX	XXX	1
42-0234980	Employers Mutual Casualty Company	0	XXX	XXX	0	0	0	XXX	XXX	0
35-2293075	Endurance Assurance Corporation	0	XXX	XXX	0	0	0	XXX	XXX	0
22-2005057	Everest Reinsurance Company	0	XXX	XXX	0	0	0	XXX	XXX	0
43-1898350	Fletcher Reinsurance Company (Maiden)	0	XXX	XXX	0	0	0	XXX	XXX	0
13-2673100	General Reinsurance Corporation	1	XXX	XXX	0	1	1	XXX	XXX	1
13-6108721	Harco National Insurance Company	0	XXX	XXX	0	0	0	XXX	XXX	0
06-0384680	Hartford Steam Boiler Inspection & Ins Co	19	XXX	XXX	0	22	22	XXX	XXX	22
95-2769232	Insurance Co of the West	0	XXX	XXX	0	0	0	XXX	XXX	0
04-1543470	Liberty Mutual Insurance Co	0	XXX	XXX	0	0	0	XXX	XXX	0
06-1481194	Markel Global Reinsurance Company	0	XXX	XXX	0	0	0	XXX	XXX	0
13-4924125	Munich Reinsurance America Inc	0	XXX	XXX	0	0	0	XXX	XXX	0
47-0698507	Odyssey Reinsurance Company	0	XXX	XXX	0	0	0	XXX	XXX	0
13-3031176	Partner Reinsurance Company of the U.S.	0	XXX	XXX	0	0	0	XXX	XXX	0
23-1641984	QBE Reinsurance Corporation	0	XXX	XXX	0	0	0	XXX	XXX	0
30-0703280	RENAISSANCE EUROPE AG US BRANCH (Tokio)	0	XXX	XXX	0	0	0	XXX	XXX	0
52-1952955	Renaissance Reinsurance U.S. Inc.	0	XXX	XXX	0	0	0	XXX	XXX	0
75-1444207	Scor Reinsurance Company	11	XXX	XXX	11	0	11	XXX	XXX	11
13-1675535	Swiss Reinsurance America Corporation	0	XXX	XXX	0	0	0	XXX	XXX	0
13-2918573	The Toa Reinsurance Company Of America	0	XXX	XXX	0	0	0	XXX	XXX	0
13-2997499	Third Point Re Ltd (SIRIUSPOINT)	0	XXX	XXX	0	0	0	XXX	XXX	0
13-5616275	Transatlantic Reinsurance Company	0	XXX	XXX	0	0	0	XXX	XXX	0
13-2673100	TransRe/General Reinsurance Corporation	0	XXX	XXX	0	0	0	XXX	XXX	0
13-1290712	XL Reinsurance America Inc	5	XXX	XXX	5	0	5	XXX	XXX	5
0999999	Total Authorized - Other U.S. Unaffiliated Insurers	203	XXX	XXX	184	23	207	XXX	XXX	207
AA-9991213	MASSACHUSETTS FAIR PLAN	0	XXX	XXX	0	0	0	XXX	XXX	0
AA-9991225	RHODE ISLAND FAIR PLAN	0	XXX	XXX	0	0	0	XXX	XXX	0
1099999	Total Authorized - Pools - Mandatory Pools	0	XXX	XXX	0	0	0	XXX	XXX	0
AA-3194168	Aspen Insurance Ltd (Bermuda)	0	XXX	XXX	0	0	0	XXX	XXX	0
AA-1120337	Aspen Insurance UK Limited	0	XXX	XXX	0	0	0	XXX	XXX	0
AA-3194139	AXIS Specialty Ltd	0	XXX	XXX	0	0	0	XXX	XXX	0
AA-1120067	Lloyd's Chord Re Consortium 9840	0	XXX	XXX	0	0	0	XXX	XXX	0
AA-1126033	Lloyd's Syndicate 0033	2	XXX	XXX	2	0	2	XXX	XXX	2

ANNUAL STATEMENT FOR THE YEAR 2021 OF THE Narragansett Bay Insurance Company

SCHEDULE F - PART 3 (Continued)

Ceded Reinsurance as of December 31, Current Year (\$000 Omitted)
(Total Provision for Reinsurance)

ID Number From Col. 1	Name of Reinsurer From Col. 3	70 20% of Recoverable on Paid Losses & LAE Over 90 Days past Due Amounts Not in Dispute (Col. 47 * 20%)	Provision for Unauthorized Reinsurance		Provision for Overdue Authorized and Reciprocal Jurisdiction Reinsurance		Total Provision for Reinsurance			
			71 Provision for Reinsurance with Unauthorized Reinsurers Due to Collateral Deficiency (Col. 26)	72 Provision for Overdue Reinsurance from Unauthorized Reinsurers and Amounts in Dispute (Col. 70 + 20% of the Amount in Col. 16)	73 Complete if Col. 52 = "Yes"; Otherwise Enter 0 20% of Recoverable on Paid Losses & LAE Over 90 Days Past Due Amounts Not in Dispute + 20% of Amounts in Dispute ((Col. 47 * 20%) + [Col. 45 * 20%])	74 Complete if Col. 52 = "No"; Otherwise Enter 0 Greater of 20% of Net Recoverable Net of Funds Held & Collateral, or 20% of Recoverable on Paid Losses & LAE Over 90 Days Past Due (Greater of Col. 26 * 20% or Cols. [40 + 41] * 20%)	75 Provision for Amounts Ceded to Authorized and Reciprocal Jurisdiction Reinsurers (Cols. 73 + 74)	76 Provision for Amounts Ceded to Unauthorized Reinsurers (Cols. 71 + 72 Not in Excess of Col. 15)	77 Provision for Amounts Ceded to Certified Reinsurers (Cols. 64 + 69)	78 Total Provision for Reinsurance (Cols. 75 + 76 + 77)
AA-1126623	Lloyd's Syndicate 0623	0	XXX	XXX	0	0	0	XXX	XXX	0
AA-1126727	Lloyd's Syndicate 0727	0	XXX	XXX	0	0	0	XXX	XXX	0
AA-1127084	Lloyd's Syndicate 1084	0	XXX	XXX	0	0	0	XXX	XXX	0
AA-1127183	Lloyd's Syndicate 1183	0	XXX	XXX	0	0	0	XXX	XXX	0
AA-1127301	Lloyd's Syndicate 1301	0	XXX	XXX	0	0	0	XXX	XXX	0
AA-1127414	Lloyd's Syndicate 1414	0	XXX	XXX	0	0	0	XXX	XXX	0
AA-1120157	Lloyd's Syndicate 1729	0	XXX	XXX	0	0	0	XXX	XXX	0
AA-1120171	Lloyd's Syndicate 1856	0	XXX	XXX	0	0	0	XXX	XXX	0
AA-1120083	Lloyd's Syndicate 1910	0	XXX	XXX	0	0	0	XXX	XXX	0
AA-1120186	Lloyd's Syndicate 1947	0	XXX	XXX	0	0	0	XXX	XXX	0
AA-1120106	Lloyd's Syndicate 1969	0	XXX	XXX	0	0	0	XXX	XXX	0
AA-1128003	Lloyd's Syndicate 2003	0	XXX	XXX	0	0	0	XXX	XXX	0
AA-1120152	Lloyd's Syndicate 2357	0	XXX	XXX	0	0	0	XXX	XXX	0
AA-1128623	Lloyd's Syndicate 2623	0	XXX	XXX	0	0	0	XXX	XXX	0
AA-1128791	Lloyd's Syndicate 2791	0	XXX	XXX	0	0	0	XXX	XXX	0
AA-1128987	Lloyd's Syndicate 2987	0	XXX	XXX	0	0	0	XXX	XXX	0
AA-1129000	Lloyd's Syndicate 3000	0	XXX	XXX	0	0	0	XXX	XXX	0
AA-1120184	Lloyd's Syndicate 3268	0	XXX	XXX	0	0	0	XXX	XXX	0
AA-1120075	Lloyd's Syndicate 4020	0	XXX	XXX	0	0	0	XXX	XXX	0
AA-1120067	Lloyd's Syndicate 4242	0	XXX	XXX	0	0	0	XXX	XXX	0
AA-1126004	Lloyd's Syndicate 4444	0	XXX	XXX	0	0	0	XXX	XXX	0
AA-1840000	Mapfre Re, Compañía de Reaseguros S. A.	0	XXX	XXX	0	0	0	XXX	XXX	0
AA-3190829	Marke Bermuda Ltd	0	XXX	XXX	0	0	0	XXX	XXX	0
AA-3190686	Partner Reinsurance Co Ltd	0	XXX	XXX	0	0	0	XXX	XXX	0
AA-1460006	Validus Re Ltd (Switzerland)	0	XXX	XXX	0	0	0	XXX	XXX	0
AA-3190870	VALIDUS REINS LTD	0	XXX	XXX	0	0	0	XXX	XXX	0
1299999	Total Authorized - Other Non-U.S. Insurers	2	XXX	XXX	2	0	2	XXX	XXX	2
1499999	Total Authorized Excluding Protected Cells (Sum of 0899999, 0999999, 1099999, 1199999 and 1299999)	205	XXX	XXX	186	23	210	XXX	XXX	210
1899999	Total Unauthorized - Affiliates - U.S. Non-Pool	0	0	0	XXX	XXX	XXX	0	XXX	0
2199999	Total Unauthorized - Affiliates - Other (Non-U.S.)	0	0	0	XXX	XXX	XXX	0	XXX	0
2299999	Total Unauthorized - Affiliates	0	0	0	XXX	XXX	XXX	0	XXX	0
95-3187355	ALLIANZ GLOBAL RISKS US INS CO	0	0	0	XXX	XXX	XXX	0	XXX	0
39-6040366	American Standard Ins Co of WI	0	2	0	XXX	XXX	XXX	2	XXX	2
51-0434766	AXIS Reinsurance Company	0	0	0	XXX	XXX	XXX	0	XXX	0
2399999	Total Unauthorized - Other U.S. Unaffiliated Insurers	0	2	0	XXX	XXX	XXX	2	XXX	2
AA-3190906	Aeolus Re Ltd	0	0	0	XXX	XXX	XXX	0	XXX	0
AA-1464104	Allianz Risk Transfer AG	0	0	0	XXX	XXX	XXX	0	XXX	0
AA-3194158	ALLIANZ RISK TRANSFER (BERMUDA)	0	0	0	XXX	XXX	XXX	0	XXX	0
AA-3190873	Ariel Re Co Ltd	0	0	0	XXX	XXX	XXX	0	XXX	0

ANNUAL STATEMENT FOR THE YEAR 2021 OF THE Narragansett Bay Insurance Company

SCHEDULE F - PART 3 (Continued)

Ceded Reinsurance as of December 31, Current Year (\$000 Omitted)
(Total Provision for Reinsurance)

ID Number From Col. 1	Name of Reinsurer From Col. 3	70 20% of Recoverable on Paid Losses & LAE Over 90 Days past Due Amounts Not in Dispute (Col. 47 * 20%)	Provision for Unauthorized Reinsurance		Provision for Overdue Authorized and Reciprocal Jurisdiction Reinsurance		Total Provision for Reinsurance			
			71	72	73	74	75	76	77	78
			Provision for Reinsurance with Unauthorized Reinsurers Due to Collateral Deficiency (Col. 26)	Provision for Overdue Reinsurance from Unauthorized Reinsurers and Amounts in Dispute (Col. 70 + 20% of the Amount in Col. 16)	Complete if Col. 52 = "Yes"; Otherwise Enter 0	Complete if Col. 52 = "No"; Otherwise Enter 0	Provision for Amounts Ceded to Authorized and Reciprocal Reinsurers (Cols. 73 + 74)	Provision for Amounts Ceded to Unauthorized Reinsurers (Cols. 71 + 72 Not in Excess of Col. 15)	Provision for Amounts Ceded to Certified Reinsurers (Cols. 64 + 69)	Total Provision for Reinsurance (Cols. 75 + 76 + 77)
AA-3191352	Ascot Re Co Ltd	0	0	0	XXX	XXX	XXX	0	XXX	0
AA-1780116	Chaucer Ins CO (Bermuda)	0	0	0	XXX	XXX	XXX	0	XXX	0
AA-9240012	China P&C Re Beijing	0	0	0	XXX	XXX	XXX	0	XXX	0
AA-3190770	Chubb Tempest Re Ltd	0	0	0	XXX	XXX	XXX	0	XXX	0
AA-3190936	D.E. Shaw Re (Bermuda) Ltd	0	0	0	XXX	XXX	XXX	0	XXX	0
AA-3191333	Eclipse Re Ltd	0	0	0	XXX	XXX	XXX	0	XXX	0
AA-3191289	Fidelis Ins Bermuda Ltd	0	0	0	XXX	XXX	XXX	0	XXX	0
AA-1120175	Fidelis Underwriting Ltd	0	0	0	XXX	XXX	XXX	0	XXX	0
AA-5280027	Fubon Insurance Co Ltd	0	0	0	XXX	XXX	XXX	0	XXX	0
AA-5340310	General Ins Corp of India	0	0	0	XXX	XXX	XXX	0	XXX	0
AA-3770280	Greenlight Reinsurance Ltd	0	0	0	XXX	XXX	XXX	0	XXX	0
AA-3191437	Group Ark Ins Ltd	0	0	0	XXX	XXX	XXX	0	XXX	0
AA-3190875	Hiscox Ins Co (Bermuda) Ltd	2	0	2	XXX	XXX	XXX	2	XXX	2
AA-3190677	Horseshoe Re Ltd	0	0	0	XXX	XXX	XXX	0	XXX	0
AA-8310008	Humbolt Re Ltd	0	5	0	XXX	XXX	XXX	5	XXX	5
AA-8310006	Kelvin Re Limited	0	0	0	XXX	XXX	XXX	0	XXX	0
AA-5420050	Korean Reinsurance Company	0	0	0	XXX	XXX	XXX	0	XXX	0
AA-5340660	New India Assurance Co Ltd	0	0	0	XXX	XXX	XXX	0	XXX	0
AA-1460100	New Reins Co Ltd	0	0	0	XXX	XXX	XXX	0	XXX	0
AA-3191383	Odin Re Ltd	0	52	0	XXX	XXX	XXX	52	XXX	52
AA-3191314	Prospero Re Ltd	0	1	0	XXX	XXX	XXX	1	XXX	1
AA-3191298	Quatar Re Ltd	0	0	0	XXX	XXX	XXX	0	XXX	0
AA-3191350	Securis Re IX Ltd	0	20	0	XXX	XXX	XXX	20	XXX	20
AA-1440076	Sirius International Insurance Corp	0	0	0	XXX	XXX	XXX	0	XXX	0
AA-5324100	Taiping Re Co Ltd	0	0	0	XXX	XXX	XXX	0	XXX	0
AA-3191321	Third Point Re Cat Ltd (SiriusPoint Bermuda)	0	0	0	XXX	XXX	XXX	0	XXX	0
AA-3770492	TOPSAIL REINS SPC LTD	0	0	0	XXX	XXX	XXX	0	XXX	0
AA-3191432	VANTAGE RISK LTD	0	0	0	XXX	XXX	XXX	0	XXX	0
2699999	Total Unauthorized - Other Non-U.S. Insurers	2	78	2	XXX	XXX	XXX	80	XXX	80
2899999	Total Unauthorized Excluding Protected Cells (Sum of 2299999, 2399999, 2499999, 2599999 and 2699999)	2	80	2	XXX	XXX	XXX	82	XXX	82
3299999	Total Certified - Affiliates - U.S. Non-Pool	XXX	XXX	XXX	XXX	XXX	XXX	XXX	0	0
3599999	Total Certified - Affiliates - Other (Non-U.S.)	XXX	XXX	XXX	XXX	XXX	XXX	XXX	0	0
3699999	Total Certified - Affiliates	XXX	XXX	XXX	XXX	XXX	XXX	XXX	0	0
CR-3194126	Arch Reinsurance Ltd	XXX	XXX	XXX	XXX	XXX	XXX	XXX	6	6
CR-1340125	Hannover Rück SE	XXX	XXX	XXX	XXX	XXX	XXX	XXX	0	0
4099999	Total Certified - Other Non-U.S. Insurers	XXX	XXX	XXX	XXX	XXX	XXX	XXX	6	6
4299999	Total Certified Excluding Protected Cells (Sum of 3699999, 3799999, 3899999, 3999999 and 4099999)	XXX	XXX	XXX	XXX	XXX	XXX	XXX	6	6
4699999	Total Reciprocal Jurisdiction - Affiliates - U.S. Non-Pool	0	XXX	XXX	0	0	0	XXX	XXX	0

ANNUAL STATEMENT FOR THE YEAR 2021 OF THE Narragansett Bay Insurance Company

SCHEDULE F - PART 3 (Continued)

Ceded Reinsurance as of December 31, Current Year (\$000 Omitted)
(Total Provision for Reinsurance)

ID Number From Col. 1	Name of Reinsurer From Col. 3	70 20% of Recoverable on Paid Losses & LAE Over 90 Days past Due Amounts Not in Dispute (Col. 47 * 20%)	Provision for Unauthorized Reinsurance		Provision for Overdue Authorized and Reciprocal Jurisdiction Reinsurance		Total Provision for Reinsurance			
			71 Provision for Reinsurance with Unauthorized Reinsurers Due to Collateral Deficiency (Col. 26)	72 Provision for Overdue Reinsurance from Unauthorized Reinsurers and Amounts in Dispute (Col. 70 + 20% of the Amount in Col. 16)	73 Complete if Col. 52 = "Yes"; Otherwise Enter 0 20% of Recoverable on Paid Losses & LAE Over 90 Days Past Due Amounts Not in Dispute + 20% of Amounts in Dispute ([Col. 47 * 20%] + [Col. 45 * 20%])	74 Complete if Col. 52 = "No"; Otherwise Enter 0 Greater of 20% of Net Recoverable Net of Funds Held & Collateral, or 20% of Recoverable on Paid Losses & LAE Over 90 Days Past Due (Greater of Col. 26 * 20% or Cols. [40 + 41] * 20%)	75 Provision for Amounts Ceded to Authorized and Reciprocal Jurisdiction Reinsurers (Cols. 73 + 74)	76 Provision for Amounts Ceded to Unauthorized Reinsurers (Cols. 71 + 72 Not in Excess of Col. 15)	77 Provision for Amounts Ceded to Certified Reinsurers (Cols. 64 + 69)	78 Total Provision for Reinsurance (Cols. 75 + 76 + 77)
4999999. Total Reciprocal Jurisdiction - Affiliates - Other (Non-U.S.)		0	XXX	XXX	0	0	0	XXX	XXX	0
5099999. Total Reciprocal Jurisdiction - Affiliates		0	XXX	XXX	0	0	0	XXX	XXX	0
5699999. Total Reciprocal Jurisdiction Excluding Protected Cells (Sum of 5099999, 5199999, 5299999, 5399999 and 5499999)		0	XXX	XXX	0	0	0	XXX	XXX	0
5799999. Total Authorized, Unauthorized, Reciprocal Jurisdiction and Certified Excluding Protected Cells (Sum of 1499999, 2899999, 4299999 and 5699999)		207	80	2	186	23	210	82	6	297
5899999. Total Protected Cells (Sum of 1399999, 2799999, 4199999 and 5599999)		0	0	0	0	0	0	0	0	0
9999999 Totals		207	80	2	186	23	210	82	6	297

ANNUAL STATEMENT FOR THE YEAR 2021 OF THE Narragansett Bay Insurance Company

SCHEDULE F - PART 5

Interrogatories for Schedule F, Part 3 (000 Omitted)

A. Report the five largest provisional commission rates included in the cedant's reinsurance treaties. The commission rate to be reported is by contract with ceded premium in excess of \$50,000:

	1 <u>Name of Reinsurer</u>	2 <u>Commission Rate</u>	3 <u>Ceded Premium</u>
1.
2.
3.
4.
5.

B. Report the five largest reinsurance recoverables reported in Schedule F, Part 3, Column 15, due from any one reinsurer (based on the total recoverables, Schedule F, Part 3, Line 9999999, Column 15), the amount of ceded premium, and indicate whether the recoverables are due from an affiliated insurer.

	1 <u>Name of Reinsurer</u>	2 <u>Total Recoverables</u>	3 <u>Ceded Premiums</u>	4 <u>Affiliated</u>
6.	Munich Reinsurance America Inc	44,660	46,203	Yes [] No [X]
7.	Odyssey Reinsurance Company	42,012	41,491	Yes [] No [X]
8.	Harco National Insurance Company	36,838	35,409	Yes [] No [X]
9.	Everest Reinsurance Company	26,811	26,611	Yes [] No [X]
10.	Third Point Re Cat Ltd (SiriusPoint Bermuda)	19,185	28,446	Yes [] No [X]

NOTE: Disclosure of the five largest provisional commission rates should exclude mandatory pools and joint underwriting associations.

ANNUAL STATEMENT FOR THE YEAR 2021 OF THE Narragansett Bay Insurance Company

SCHEDULE F - PART 6

Restatement of Balance Sheet to Identify Net Credit for Reinsurance

	1 As Reported (Net of Ceded)	2 Restatement Adjustments	3 Restated (Gross of Ceded)
ASSETS (Page 2, Col. 3)			
1. Cash and invested assets (Line 12)	262,548,197		262,548,197
2. Premiums and considerations (Line 15)	39,136,181		39,136,181
3. Reinsurance recoverable on loss and loss adjustment expense payments (Line 16.1)	35,311,747	(35,311,747)	0
4. Funds held by or deposited with reinsured companies (Line 16.2)	0		0
5. Other assets	10,781,105		10,781,105
6. Net amount recoverable from reinsurers		165,971,561	165,971,561
7. Protected cell assets (Line 27)	0		0
8. Totals (Line 28)	347,777,230	130,659,814	478,437,044
LIABILITIES (Page 3)			
9. Losses and loss adjustment expenses (Lines 1 through 3)	35,998,581	68,016,561	104,015,142
10. Taxes, expenses, and other obligations (Lines 4 through 8)	12,770,878		12,770,878
11. Unearned premiums (Line 9)	73,086,867	172,539,030	245,625,897
12. Advance premiums (Line 10)	8,425,620		8,425,620
13. Dividends declared and unpaid (Line 11.1 and 11.2)	0		0
14. Ceded reinsurance premiums payable (net of ceding commissions (Line 12)	109,879,887	(109,879,887)	0
15. Funds held by company under reinsurance treaties (Line 13)	15,890	(15,890)	0
16. Amounts withheld or retained by company for account of others (Line 14)			0
17. Provision for reinsurance (Line 16)	297,400		297,400
18. Other liabilities	5,668,513		5,668,513
19. Total liabilities excluding protected cell business (Line 26)	246,143,636	130,659,814	376,803,450
20. Protected cell liabilities (Line 27)			0
21. Surplus as regards policyholders (Line 37)	101,633,594	XXX	101,633,594
22. Totals (Line 38)	347,777,230	130,659,814	478,437,044

NOTE: Is the restatement of this exhibit the result of grossing up balances ceded to affiliates under 100 percent reinsurance or pooling arrangements? Yes [] No [X]

If yes, give full explanation:

Schedule H - Part 1 - Analysis of Underwriting Operations

N O N E

Schedule H - Part 2 - Reserves and Liabilities

N O N E

Schedule H - Part 3 - Test of Prior Year's Claim Reserves and Liabilities

N O N E

Schedule H - Part 4 - Reinsurance

N O N E

Schedule H - Part 5 - Health Claims

N O N E

ANNUAL STATEMENT FOR THE YEAR 2021 OF THE Narragansett Bay Insurance Company
SCHEDULE P - PART 1A - HOMEOWNERS/FAROWNERS

(\$000 OMITTED)

Years in Which Premiums Were Earned and Losses Were Incurred	Premiums Earned			Loss and Loss Expense Payments						10 Salvage and Subrogation Received	11 Total Net Paid Cols (4 - 5 + 6 - 7 + 8 - 9)	12 Number of Claims Reported Direct and Assumed
	1 Direct and Assumed	2 Ceded	3 Net (1 - 2)	Loss Payments		Defense and Cost Containment Payments		Adjusting and Other Payments				
				4 Direct and Assumed	5 Ceded	6 Direct and Assumed	7 Ceded	8 Direct and Assumed	9 Ceded			
1. Prior.....	XXX	XXX	XXX	0	0	0	0	0	0	0	0	XXX
2. 2012.....	140,434	84,560	55,874	174,592	131,924	25,798	17,288	8,297	0	1,627	59,475	39,423
3. 2013.....	176,514	130,706	45,808	59,602	39,697	6,070	3,882	1,754	0	1,484	23,847	9,459
4. 2014.....	210,063	150,032	60,031	75,863	53,883	8,146	5,539	4,692	0	1,764	29,279	10,621
5. 2015.....	249,506	182,001	67,505	130,638	99,181	12,045	8,475	6,610	0	1,824	41,637	14,376
6. 2016.....	279,800	217,036	62,764	111,641	86,697	9,032	6,512	5,672	0	1,559	33,136	10,763
7. 2017.....	304,782	260,689	44,093	108,176	93,727	8,339	6,559	6,250	0	1,780	22,479	11,397
8. 2018.....	218,201	186,504	31,697	162,376	125,830	13,406	9,603	6,670	0	2,647	47,019	13,234
9. 2019.....	326,979	237,267	89,712	130,998	89,162	12,142	7,489	5,128	0	1,043	51,617	9,882
10. 2020.....	346,409	245,278	101,131	178,057	124,299	17,956	12,074	6,434	0	1,775	66,074	14,327
11. 2021.....	390,948	275,547	115,401	141,089	84,291	13,501	7,779	5,921	0	332	68,441	12,474
12. Totals	XXX	XXX	XXX	1,273,032	928,691	126,435	85,200	57,428	0	15,835	443,004	XXX

	Losses Unpaid				Defense and Cost Containment Unpaid				Adjusting and Other Unpaid		23 Salvage and Subrogation Anticipated	24 Total Net Losses and Expenses Unpaid	25 Number of Claims Outstanding Direct and Assumed
	Case Basis		Bulk + IBNR		Case Basis		Bulk + IBNR		21 Direct and Assumed	22 Ceded			
	13 Direct and Assumed	14 Ceded	15 Direct and Assumed	16 Ceded	17 Direct and Assumed	18 Ceded	19 Direct and Assumed	20 Ceded					
1. Prior.....	0	0	0	0	0	0	0	0	0	0	0	0	0
2. 2012.....	0	0	0	0	75	73	0	0	2	0	0	4	2
3. 2013.....	368	224	0	0	13	3	0	0	10	0	0	164	3
4. 2014.....	25	7	0	0	13	4	1	0	1	0	0	29	2
5. 2015.....	652	639	0	0	21	10	3	3	18	0	0	42	4
6. 2016.....	1,400	1,019	0	0	236	188	3	3	43	0	0	472	11
7. 2017.....	1,496	1,230	183	188	280	230	47	37	52	0	0	373	26
8. 2018.....	6,065	5,446	682	634	604	456	206	159	196	0	0	1,058	39
9. 2019.....	4,702	2,911	1,326	907	658	408	808	527	195	0	0	2,936	46
10. 2020.....	7,031	4,634	5,538	4,077	989	602	1,338	847	387	0	0	5,123	102
11. 2021.....	29,731	19,479	20,078	12,717	1,184	689	5,693	3,362	1,473	0	0	21,912	698
12. Totals	51,470	35,589	27,807	18,523	4,073	2,663	8,099	4,938	2,377	0	0	32,113	933

	Total Losses and Loss Expenses Incurred			Loss and Loss Expense Percentage (Incurred / Premiums Earned)			Nontabular Discount		34 Inter-Company Pooling Participation Percentage	Net Balance Sheet Reserves After Discount	
	26 Direct and Assumed	27 Ceded	28 Net	29 Direct and Assumed	30 Ceded	31 Net	32 Loss	33 Loss Expense		35 Losses Unpaid	36 Loss Expenses Unpaid
1. Prior.....	XXX	XXX	XXX	XXX	XXX	XXX	0	0	XXX	0	0
2. 2012.....	208,764	149,285	59,479	148.7	176.5	106.5	0	0	0.0	0	4
3. 2013.....	67,817	43,806	24,011	38.4	33.5	52.4	0	0	0.0	144	20
4. 2014.....	88,741	59,433	29,308	42.2	39.6	48.8	0	0	0.0	18	11
5. 2015.....	149,987	108,308	41,679	60.1	59.5	61.7	0	0	0.0	13	29
6. 2016.....	128,027	94,419	33,608	45.8	43.5	53.5	0	0	0.0	381	91
7. 2017.....	124,823	101,971	22,852	41.0	39.1	51.8	0	0	0.0	261	112
8. 2018.....	190,205	142,128	48,077	87.2	76.2	151.7	0	0	0.0	667	391
9. 2019.....	155,957	101,404	54,553	47.7	42.7	60.8	0	0	0.0	2,210	726
10. 2020.....	217,730	146,533	71,197	62.9	59.7	70.4	0	0	0.0	3,858	1,265
11. 2021.....	218,670	128,317	90,353	55.9	46.6	78.3	0	0	0.0	17,613	4,299
12. Totals	XXX	XXX	XXX	XXX	XXX	XXX	0	0	XXX	25,165	6,948

Schedule P - Part 1B - Private Passenger Auto Liability/Medical

N O N E

Schedule P - Part 1C - Commercial Auto/Truck Liability/Medical

N O N E

Schedule P - Part 1D - Workers' Compensation (Excluding Excess Workers' Compensation)

N O N E

ANNUAL STATEMENT FOR THE YEAR 2021 OF THE Narragansett Bay Insurance Company
SCHEDULE P - PART 1E - COMMERCIAL MULTIPLE PERIL
(\$000 OMITTED)

Years in Which Premiums Were Earned and Losses Were Incurred	Premiums Earned			Loss and Loss Expense Payments						10 Salvage and Subrogation Received	11 Total Net Paid Cols (4 - 5 + 6 - 7 + 8 - 9)	12 Number of Claims Reported Direct and Assumed
	1 Direct and Assumed	2 Ceded	3 Net (1 - 2)	Loss Payments		Defense and Cost Containment Payments		Adjusting and Other Payments				
				4 Direct and Assumed	5 Ceded	6 Direct and Assumed	7 Ceded	8 Direct and Assumed	9 Ceded			
1. Prior	XXX	XXX	XXX	0	0	0	0	0	0	0	0	XXX
2. 2012	0	0	0	0	0	0	0	0	0	0	0	0
3. 2013	0	0	0	0	0	0	0	0	0	0	0	0
4. 2014	0	0	0	0	0	0	0	0	0	0	0	0
5. 2015	0	0	0	0	0	0	0	0	0	0	0	0
6. 2016	0	0	0	0	0	0	0	0	0	0	0	0
7. 2017	0	0	0	0	0	0	0	0	0	0	0	0
8. 2018	0	0	0	0	0	0	0	0	0	0	0	0
9. 2019	86	0	86	0	0	0	0	0	0	0	0	0
10. 2020	895	189	706	561	339	52	32	19	0	0	261	14
11. 2021	2,188	949	1,239	70	40	24	14	4	0	7	44	13
12. Totals	XXX	XXX	XXX	631	379	76	46	23	0	7	305	XXX

	Losses Unpaid				Defense and Cost Containment Unpaid				Adjusting and Other Unpaid		23 Salvage and Subrogation Anticipated	24 Total Net Losses and Expenses Unpaid	25 Number of Claims Outstanding Direct and Assumed
	Case Basis		Bulk + IBNR		Case Basis		Bulk + IBNR		21 Direct and Assumed	22 Ceded			
	13 Direct and Assumed	14 Ceded	15 Direct and Assumed	16 Ceded	17 Direct and Assumed	18 Ceded	19 Direct and Assumed	20 Ceded					
1. Prior	0	0	0	0	0	0	0	0	0	0	0	0	0
2. 2012	0	0	0	0	0	0	0	0	0	0	0	0	0
3. 2013	0	0	0	0	0	0	0	0	0	0	0	0	0
4. 2014	0	0	0	0	0	0	0	0	0	0	0	0	0
5. 2015	0	0	0	0	0	0	0	0	0	0	0	0	0
6. 2016	0	0	0	0	0	0	0	0	0	0	0	0	0
7. 2017	0	0	0	0	0	0	0	0	0	0	0	0	0
8. 2018	0	0	0	0	0	0	0	0	0	0	0	0	0
9. 2019	0	0	0	0	0	0	0	0	0	0	0	0	0
10. 2020	0	0	90	0	1	1	11	7	1	0	0	95	0
11. 2021	20	11	286	0	0	0	87	50	3	0	0	335	1
12. Totals	20	11	376	0	1	1	98	57	4	0	0	430	1

	Total Losses and Loss Expenses Incurred			Loss and Loss Expense Percentage (Incurred / Premiums Earned)			Nontabular Discount		34 Inter-Company Pooling Participation Percentage	Net Balance Sheet Reserves After Discount	
	26 Direct and Assumed	27 Ceded	28 Net	29 Direct and Assumed	30 Ceded	31 Net	32 Loss	33 Loss Expense		35 Losses Unpaid	36 Loss Expenses Unpaid
1. Prior	XXX	XXX	XXX	XXX	XXX	XXX	0	0	XXX	0	0
2. 2012	0	0	0	0.0	0.0	0.0	0	0	0.0	0	0
3. 2013	0	0	0	0.0	0.0	0.0	0	0	0.0	0	0
4. 2014	0	0	0	0.0	0.0	0.0	0	0	0.0	0	0
5. 2015	0	0	0	0.0	0.0	0.0	0	0	0.0	0	0
6. 2016	0	0	0	0.0	0.0	0.0	0	0	0.0	0	0
7. 2017	0	0	0	0.0	0.0	0.0	0	0	0.0	0	0
8. 2018	0	0	0	0.0	0.0	0.0	0	0	0.0	0	0
9. 2019	0	0	0	0.0	0.0	0.0	0	0	0.0	0	0
10. 2020	735	379	356	82.1	200.5	50.4	0	0	0.0	90	5
11. 2021	494	115	379	22.6	12.1	30.6	0	0	0.0	295	40
12. Totals	XXX	XXX	XXX	XXX	XXX	XXX	0	0	XXX	385	45

Schedule P - Part 1F - Section 1 - Medical Professional Liability - Occurrence

N O N E

Schedule P - Part 1F - Section 2 - Medical Professional Liability - Claims-Made

N O N E

ANNUAL STATEMENT FOR THE YEAR 2021 OF THE Narragansett Bay Insurance Company
SCHEDULE P - PART 1G - SPECIAL LIABILITY (OCEAN MARINE, AIRCRAFT (ALL PERILS),
BOILER AND MACHINERY)
(\$000 OMITTED)

Years in Which Premiums Were Earned and Losses Were Incurred	Premiums Earned			Loss and Loss Expense Payments						10 Salvage and Subrogation Received	11 Total Net Paid Cols (4 - 5 + 6 - 7 + 8 - 9)	12 Number of Claims Reported Direct and Assumed
	1	2	3	Loss Payments		Defense and Cost Containment Payments		Adjusting and Other Payments				
	Direct and Assumed	Ceded	Net (1 - 2)	4 Direct and Assumed	5 Ceded	6 Direct and Assumed	7 Ceded	8 Direct and Assumed	9 Ceded			
1. Prior	XXX	XXX	XXX	0	0	0	0	0	0	0	0	XXX
2. 2012	0	0	0	0	0	0	0	0	0	0	0	XXX
3. 2013	0	0	0	0	0	0	0	0	0	0	0	XXX
4. 2014	0	0	0	0	0	0	0	0	0	0	0	XXX
5. 2015	541	457	84	30	30	0	0	1	0	0	1	XXX
6. 2016	3,674	3,120	554	508	508	0	0	26	0	0	26	XXX
7. 2017	5,120	4,427	693	998	998	0	0	50	0	0	50	XXX
8. 2018	4,953	4,709	244	794	794	1	1	30	0	0	30	XXX
9. 2019	4,836	5,018	(182)	861	829	3	3	33	0	0	65	XXX
10. 2020	4,992	1,557	3,435	982	301	15	4	31	0	0	723	XXX
11. 2021	5,702	0	5,702	875	2	39	0	35	0	0	947	XXX
12. Totals	XXX	XXX	XXX	5,048	3,462	58	8	206	0	0	1,842	XXX

	Losses Unpaid				Defense and Cost Containment Unpaid				Adjusting and Other Unpaid		23 Salvage and Subrogation Anticipated	24 Total Net Losses and Expenses Unpaid	25 Number of Claims Outstanding Direct and Assumed
	Case Basis		Bulk + IBNR		Case Basis		Bulk + IBNR						
	13 Direct and Assumed	14 Ceded	15 Direct and Assumed	16 Ceded	17 Direct and Assumed	18 Ceded	19 Direct and Assumed	20 Ceded	21 Direct and Assumed	22 Ceded			
1. Prior	0	0	0	0	0	0	0	0	0	0	0	0	0
2. 2012	0	0	0	0	0	0	0	0	0	0	0	0	0
3. 2013	0	0	0	0	0	0	0	0	0	0	0	0	0
4. 2014	0	0	0	0	0	0	0	0	0	0	0	0	0
5. 2015	0	0	0	0	0	0	0	0	0	0	0	0	0
6. 2016	0	0	0	0	0	0	0	0	0	0	0	0	0
7. 2017	0	0	0	0	0	0	0	0	0	0	0	0	0
8. 2018	0	0	0	0	0	0	0	0	0	0	0	0	1
9. 2019	0	0	0	0	1	0	0	0	0	0	0	1	0
10. 2020	0	0	2	0	0	0	0	0	0	0	0	2	0
11. 2021	50	0	62	1	1	0	3	0	0	0	0	115	11
12. Totals	50	0	64	1	2	0	3	0	0	0	0	118	12

	Total Losses and Loss Expenses Incurred			Loss and Loss Expense Percentage (Incurred /Premiums Earned)			Nontabular Discount		34 Inter-Company Pooling Participation Percentage	Net Balance Sheet Reserves After Discount	
	26	27	28	29	30	31	32	33		35	36
	Direct and Assumed	Ceded	Net	Direct and Assumed	Ceded	Net	Loss	Loss Expense		Losses Unpaid	Loss Expenses Unpaid
1. Prior	XXX	XXX	XXX	XXX	XXX	XXX	0	0	XXX	0	0
2. 2012	0	0	0	0.0	0.0	0.0	0	0	0.0	0	0
3. 2013	0	0	0	0.0	0.0	0.0	0	0	0.0	0	0
4. 2014	0	0	0	0.0	0.0	0.0	0	0	0.0	0	0
5. 2015	31	30	1	5.7	6.6	1.2	0	0	0.0	0	0
6. 2016	534	508	26	14.5	16.3	4.7	0	0	0.0	0	0
7. 2017	1,048	998	50	20.5	22.5	7.2	0	0	0.0	0	0
8. 2018	825	795	30	16.7	16.9	12.3	0	0	0.0	0	0
9. 2019	898	832	66	18.6	16.6	(36.3)	0	0	0.0	0	1
10. 2020	1,030	305	725	20.6	19.6	21.1	0	0	0.0	2	0
11. 2021	1,065	3	1,062	18.7	0.0	18.6	0	0	0.0	111	4
12. Totals	XXX	XXX	XXX	XXX	XXX	XXX	0	0	XXX	113	5

ANNUAL STATEMENT FOR THE YEAR 2021 OF THE Narragansett Bay Insurance Company
SCHEDULE P - PART 1H - SECTION 1 - OTHER LIABILITY - OCCURRENCE
(\$000 OMITTED)

Years in Which Premiums Were Earned and Losses Were Incurred	Premiums Earned			Loss and Loss Expense Payments						10 Salvage and Subrogation Received	11 Total Net Paid Cols (4 - 5 + 6 - 7 + 8 - 9)	12 Number of Claims Reported Direct and Assumed	
	1 Direct and Assumed	2 Ceded	3 Net (1 - 2)	Loss Payments		Defense and Cost Containment Payments		Adjusting and Other Payments					
				4 Direct and Assumed	5 Ceded	6 Direct and Assumed	7 Ceded	8 Direct and Assumed	9 Ceded				
	1. Prior.....	XXX	XXX	XXX	0	0	0	0	0				0
2. 2012.....	1,553	1,284	269	422	228	85	38	45	0	0	0	286	25
3. 2013.....	1,834	1,526	308	292	191	96	54	24	0	0	0	167	19
4. 2014.....	1,839	1,131	708	91	1	51	(2)	(13)	0	0	0	130	13
5. 2015.....	1,894	1,255	639	332	185	85	39	24	0	0	0	217	30
6. 2016.....	2,006	1,950	56	1,070	942	83	40	51	0	0	0	222	14
7. 2017.....	2,084	1,866	218	309	251	49	32	18	0	0	0	93	32
8. 2018.....	1,225	1,677	(452)	3,054	2,859	102	78	138	0	1	0	357	25
9. 2019.....	2,733	1,970	763	644	539	92	52	27	0	2	0	172	32
10. 2020.....	3,728	2,387	1,341	191	107	47	27	9	0	0	0	113	22
11. 2021.....	5,125	3,518	1,607	161	82	37	21	7	0	10	0	102	31
12. Totals	XXX	XXX	XXX	6,566	5,385	727	379	330	0	13	0	1,859	XXX

	Losses Unpaid				Defense and Cost Containment Unpaid				Adjusting and Other Unpaid		23 Salvage and Subrogation Anticipated	24 Total Net Losses and Expenses Unpaid	25 Number of Claims Outstanding Direct and Assumed
	Case Basis		Bulk + IBNR		Case Basis		Bulk + IBNR		21 Direct and Assumed	22 Ceded			
	13 Direct and Assumed	14 Ceded	15 Direct and Assumed	16 Ceded	17 Direct and Assumed	18 Ceded	19 Direct and Assumed	20 Ceded					
	1. Prior.....	0	0	0	0	0	0	0	0	0			
2. 2012.....	0	0	9	8	0	0	3	3	0	0	0	1	0
3. 2013.....	125	0	27	25	6	0	0	0	3	0	0	136	1
4. 2014.....	0	0	0	0	0	0	36	0	1	0	0	37	0
5. 2015.....	0	0	49	46	0	0	1	1	1	0	0	4	0
6. 2016.....	5	0	79	75	1	0	3	2	2	0	0	13	0
7. 2017.....	2	0	141	134	1	0	5	2	3	0	0	16	0
8. 2018.....	102	81	447	433	15	11	11	9	10	0	0	51	2
9. 2019.....	407	229	779	647	118	70	108	66	26	0	0	426	7
10. 2020.....	421	247	717	542	92	59	319	267	28	0	0	462	8
11. 2021.....	397	232	2,420	1,719	30	17	257	148	56	0	0	1,044	19
12. Totals	1,459	789	4,668	3,629	263	157	743	498	130	0	0	2,190	37

	Total Losses and Loss Expenses Incurred			Loss and Loss Expense Percentage (Incurred / Premiums Earned)			Nontabular Discount		34 Inter-Company Pooling Participation Percentage	Net Balance Sheet Reserves After Discount	
	26 Direct and Assumed	27 Ceded	28 Net	29 Direct and Assumed	30 Ceded	31 Net	32 Loss	33 Loss Expense		35 Losses Unpaid	36 Loss Expenses Unpaid
	1. Prior.....	XXX	XXX	XXX	XXX	XXX	XXX	0		0	XXX
2. 2012.....	564	277	287	36.3	21.6	106.7	0	0	0.0	1	0
3. 2013.....	573	270	303	31.2	17.7	98.4	0	0	0.0	127	9
4. 2014.....	166	(1)	167	9.0	(0.1)	23.6	0	0	0.0	0	37
5. 2015.....	492	271	221	26.0	21.6	34.6	0	0	0.0	3	1
6. 2016.....	1,294	1,059	235	64.5	54.3	419.6	0	0	0.0	9	4
7. 2017.....	528	419	109	25.3	22.5	50.0	0	0	0.0	9	7
8. 2018.....	3,879	3,471	408	316.7	207.0	(90.3)	0	0	0.0	35	16
9. 2019.....	2,201	1,603	598	80.5	81.4	78.4	0	0	0.0	310	116
10. 2020.....	1,824	1,249	575	48.9	52.3	42.9	0	0	0.0	349	113
11. 2021.....	3,365	2,219	1,146	65.7	63.1	71.3	0	0	0.0	866	178
12. Totals	XXX	XXX	XXX	XXX	XXX	XXX	0	0	XXX	1,709	481

ANNUAL STATEMENT FOR THE YEAR 2021 OF THE Narragansett Bay Insurance Company
SCHEDULE P - PART 1H - SECTION 2 - OTHER LIABILITY - CLAIMS-MADE
(\$000 OMITTED)

Years in Which Premiums Were Earned and Losses Were Incurred	Premiums Earned			Loss and Loss Expense Payments						10 Salvage and Subrogation Received	11 Total Net Paid Cols (4 - 5 + 6 - 7 + 8 - 9)	12 Number of Claims Reported Direct and Assumed
	1 Direct and Assumed	2 Ceded	3 Net (1 - 2)	Loss Payments		Defense and Cost Containment Payments		Adjusting and Other Payments				
				4 Direct and Assumed	5 Ceded	6 Direct and Assumed	7 Ceded	8 Direct and Assumed	9 Ceded			
1. Prior...	XXX	XXX	XXX									XXX
2. 2012												
3. 2013												
4. 2014												
5. 2015												
6. 2016												
7. 2017												
8. 2018												
9. 2019												
10. 2020												
11. 2021												
12. Totals	XXX	XXX	XXX									XXX

NONE

	Losses Unpaid				Defense and Cost Containment Unpaid				Adjusting and Other Unpaid		23 Salvage and Subrogation Anticipated	24 Total Net Losses and Expenses Unpaid	25 Number of Claims Outstanding Direct and Assumed
	Case Basis		Bulk + IBNR		Case Basis		Bulk + IBNR		Adjusting and Other Unpaid				
	13 Direct and Assumed	14 Ceded	15 Direct and Assumed	16 Ceded	17 Direct and Assumed	18 Ceded	19 Direct and Assumed	20 Ceded	21 Direct and Assumed	22 Ceded			
1. Prior...													
2. 2012													
3. 2013													
4. 2014													
5. 2015													
6. 2016													
7. 2017													
8. 2018													
9. 2019													
10. 2020													
11. 2021													
12. Totals													

NONE

	Total Losses and Loss Expenses Incurred			Loss and Loss Expense Percentage (Incurred / Premiums Earned)			Nontabular Discount		34 Inter-Company Pooling Participation Percentage	Net Balance Sheet Reserves After Discount	
	26 Direct and Assumed	27 Ceded	28 Net	29 Direct and Assumed	30 Ceded	31 Net	32 Loss	33 Loss Expense		35 Losses Unpaid	36 Loss Expenses Unpaid
	1. Prior...	XXX	XXX	XXX	XXX	XXX	XXX				XXX
2. 2012											
3. 2013											
4. 2014											
5. 2015											
6. 2016											
7. 2017											
8. 2018											
9. 2019											
10. 2020											
11. 2021											
12. Totals	XXX	XXX	XXX	XXX	XXX	XXX			XXX		

NONE

ANNUAL STATEMENT FOR THE YEAR 2021 OF THE Narragansett Bay Insurance Company
**SCHEDULE P - PART 11 - SPECIAL PROPERTY (FIRE, ALLIED LINES, INLAND MARINE,
EARTHQUAKE, BURGLARY AND THEFT)**
(\$000 OMITTED)

Years in Which Premiums Were Earned and Losses Were Incurred	Premiums Earned			Loss and Loss Expense Payments						12 Number of Claims Reported Direct and Assumed		
	1	2	3	Loss Payments		Defense and Cost Containment Payments		Adjusting and Other Payments			10 Salvage and Subrogation Received	11 Total Net Paid Cols (4 - 5 + 6 - 7 + 8 - 9)
				4	5	6	7	8	9			
	Direct and Assumed	Ceded	Net (1 - 2)	Direct and Assumed	Ceded	Direct and Assumed	Ceded	Direct and Assumed	Ceded			
1. Prior	XXX	XXX	XXX	225	111	42	58	10	0	0	108	XXX
2. 2020	17,296	8,098	9,198	6,068	3,542	584	309	218	0	30	3,019	XXX
3. 2021	25,701	12,733	12,968	6,261	3,600	625	347	264	0	16	3,203	XXX
4. Totals	XXX	XXX	XXX	12,554	7,253	1,251	714	492	0	46	6,330	XXX

	Losses Unpaid				Defense and Cost Containment Unpaid				Adjusting and Other Unpaid		23 Salvage and Subrogation Anticipated	24 Total Net Losses and Expenses Unpaid	25 Number of Claims Outstanding Direct and Assumed
	Case Basis		Bulk + IBNR		Case Basis		Bulk + IBNR		Adjusting and Other Unpaid				
	13	14	15	16	17	18	19	20	21	22			
	Direct and Assumed	Ceded	Direct and Assumed	Ceded	Direct and Assumed	Ceded	Direct and Assumed	Ceded	Direct and Assumed	Ceded			
1. Prior	66	12	8	4	38	17	5	2	1	0	0	83	3
2. 2020	62	5	109	57	19	1	12	8	5	0	0	136	6
3. 2021	1,158	633	537	291	65	28	177	102	44	0	0	927	61
4. Totals	1,286	650	654	352	122	46	194	112	50	0	0	1,146	70

	Total Losses and Loss Expenses Incurred			Loss and Loss Expense Percentage (Incurred /Premiums Earned)			Nontabular Discount		34 Inter-Company Pooling Participation Percentage	Net Balance Sheet Reserves After Discount	
	26	27	28	29	30	31	32	33		35	36
	Direct and Assumed	Ceded	Net	Direct and Assumed	Ceded	Net	Loss	Loss Expense		Losses Unpaid	Loss Expenses Unpaid
1. Prior	XXX	XXX	XXX	XXX	XXX	XXX	0	0	XXX	58	25
2. 2020	7,077	3,922	3,155	40.9	48.4	34.3	0	0	0.0	109	27
3. 2021	9,131	5,001	4,130	35.5	39.3	31.8	0	0	0.0	771	156
4. Totals	XXX	XXX	XXX	XXX	XXX	XXX	0	0	XXX	938	208

Schedule P - Part 1J - Auto Physical Damage

NONE

Schedule P - Part 1K - Fidelity/Surety

NONE

Schedule P - Part 1L - Other (Including Credit, Accident and Health)

NONE

Schedule P - Part 1M - International

NONE

Schedule P - Part 1N - Reinsurance - Nonproportional Assumed Property

NONE

Schedule P - Part 1O - Reinsurance - Nonproportional Assumed Liability

NONE

Schedule P - Part 1P - Reinsurance - Nonproportional Assumed Financial Lines

NONE

Schedule P - Part 1R - Section 1 - Products Liability - Occurrence

NONE

Schedule P - Part 1R - Section 2 - Products Liability - Claims-Made

NONE

Schedule P - Part 1S - Financial Guaranty/Mortgage Guaranty

NONE

Schedule P - Part 1T - Warranty

NONE

ANNUAL STATEMENT FOR THE YEAR 2021 OF THE Narragansett Bay Insurance Company

SCHEDULE P - PART 2A - HOMEOWNERS/FAROWNERS

Years in Which Losses Were Incurred	INCURRED NET LOSSES AND DEFENSE AND COST CONTAINMENT EXPENSES REPORTED AT YEAR END (\$000 OMITTED)										DEVELOPMENT	
	1 2012	2 2013	3 2014	4 2015	5 2016	6 2017	7 2018	8 2019	9 2020	10 2021	11 One Year	12 Two Year
1. Prior.....	2,537	2,568	3,249	2,710	2,432	2,332	2,109	2,130	2,130	2,130	0	0
2. 2012.....	46,827	49,902	51,024	50,528	50,389	50,873	50,778	51,233	51,213	51,180	(33)	(53)
3. 2013.....	XXX	22,560	24,311	24,296	23,756	22,453	22,393	22,444	22,226	22,247	21	(197)
4. 2014.....	XXX	XXX	26,646	27,231	26,110	25,561	25,130	24,602	24,514	24,615	101	13
5. 2015.....	XXX	XXX	XXX	36,798	36,383	36,159	35,761	35,229	35,366	35,051	(315)	(178)
6. 2016.....	XXX	XXX	XXX	XXX	29,001	28,901	29,070	27,944	28,118	27,893	(225)	(51)
7. 2017.....	XXX	XXX	XXX	XXX	XXX	16,682	16,532	16,568	17,007	16,550	(457)	(18)
8. 2018.....	XXX	XXX	XXX	XXX	XXX	XXX	43,657	43,132	43,327	41,211	(2,116)	(1,921)
9. 2019.....	XXX	XXX	XXX	XXX	XXX	XXX	XXX	53,164	51,299	49,230	(2,069)	(3,934)
10. 2020.....	XXX	XXX	XXX	XXX	XXX	XXX	XXX	XXX	67,811	64,376	(3,435)	XXX
11. 2021.....	XXX	XXX	XXX	XXX	XXX	XXX	XXX	XXX	XXX	82,959	XXX	XXX
12. Totals											(8,528)	(6,339)

SCHEDULE P - PART 2B - PRIVATE PASSENGER AUTO LIABILITY/MEDICAL

1. Prior.....												
2. 2012.....												
3. 2013.....	XXX											
4. 2014.....	XXX	XXX										
5. 2015.....	XXX	XXX	XXX									
6. 2016.....	XXX	XXX	XXX	XXX								
7. 2017.....	XXX	XXX	XXX	XXX	XXX							
8. 2018.....	XXX	XXX	XXX	XXX	XXX	XXX						
9. 2019.....	XXX	XXX	XXX	XXX	XXX	XXX	XXX					
10. 2020.....	XXX	XXX	XXX	XXX	XXX	XXX	XXX	XXX	XXX			XXX
11. 2021.....	XXX	XXX	XXX	XXX	XXX	XXX	XXX	XXX	XXX	XXX	XXX	XXX
12. Totals											XXX	XXX

SCHEDULE P - PART 2C - COMMERCIAL AUTO/TRUCK LIABILITY/MEDICAL

1. Prior.....												
2. 2012.....												
3. 2013.....	XXX											
4. 2014.....	XXX	XXX										
5. 2015.....	XXX	XXX	XXX									
6. 2016.....	XXX	XXX	XXX	XXX								
7. 2017.....	XXX	XXX	XXX	XXX	XXX							
8. 2018.....	XXX	XXX	XXX	XXX	XXX	XXX						
9. 2019.....	XXX	XXX	XXX	XXX	XXX	XXX	XXX					
10. 2020.....	XXX	XXX	XXX	XXX	XXX	XXX	XXX	XXX	XXX			XXX
11. 2021.....	XXX	XXX	XXX	XXX	XXX	XXX	XXX	XXX	XXX	XXX	XXX	XXX
12. Totals											XXX	XXX

**SCHEDULE P - PART 2D - WORKERS' COMPENSATION
(EXCLUDING EXCESS WORKERS' COMPENSATION)**

1. Prior.....												
2. 2012.....												
3. 2013.....	XXX											
4. 2014.....	XXX	XXX										
5. 2015.....	XXX	XXX	XXX									
6. 2016.....	XXX	XXX	XXX	XXX								
7. 2017.....	XXX	XXX	XXX	XXX	XXX							
8. 2018.....	XXX	XXX	XXX	XXX	XXX	XXX						
9. 2019.....	XXX	XXX	XXX	XXX	XXX	XXX	XXX					
10. 2020.....	XXX	XXX	XXX	XXX	XXX	XXX	XXX	XXX	XXX			XXX
11. 2021.....	XXX	XXX	XXX	XXX	XXX	XXX	XXX	XXX	XXX	XXX	XXX	XXX
12. Totals											XXX	XXX

SCHEDULE P - PART 2E - COMMERCIAL MULTIPLE PERIL

1. Prior.....	0	0	0	0	0	0	0	0	0	0	0	0
2. 2012.....	0	0	0	0	0	0	0	0	0	0	0	0
3. 2013.....	XXX	0	0	0	0	0	0	0	0	0	0	0
4. 2014.....	XXX	XXX	0	0	0	0	0	0	0	0	0	0
5. 2015.....	XXX	XXX	XXX	0	0	0	0	0	0	0	0	0
6. 2016.....	XXX	XXX	XXX	XXX	0	0	0	0	0	0	0	0
7. 2017.....	XXX	XXX	XXX	XXX	XXX	0	0	0	0	0	0	0
8. 2018.....	XXX	XXX	XXX	XXX	XXX	XXX	0	0	0	0	0	0
9. 2019.....	XXX	XXX	XXX	XXX	XXX	XXX	XXX	30	0	0	0	(30)
10. 2020.....	XXX	XXX	XXX	XXX	XXX	XXX	XXX	XXX	350	336	(14)	XXX
11. 2021.....	XXX	XXX	XXX	XXX	XXX	XXX	XXX	XXX	XXX	372	XXX	XXX
12. Totals											(14)	(30)

ANNUAL STATEMENT FOR THE YEAR 2021 OF THE Narragansett Bay Insurance Company

SCHEDULE P - PART 2F - SECTION 1 - MEDICAL PROFESSIONAL LIABILITY - OCCURRENCE

Years in Which Losses Were Incurred	INCURRED NET LOSSES AND DEFENSE AND COST CONTAINMENT EXPENSES REPORTED AT YEAR END (\$000 OMITTED)										DEVELOPMENT	
	1 2012	2 2013	3 2014	4 2015	5 2016	6 2017	7 2018	8 2019	9 2020	10 2021	11 One Year	12 Two Year
1. Prior												
2. 2012												
3. 2013	XXX											
4. 2014	XXX	XXX										
5. 2015	XXX	XXX	XXX									
6. 2016	XXX	XXX	XXX	XXX								
7. 2017	XXX	XXX	XXX	XXX	XXX							
8. 2018	XXX	XXX	XXX	XXX	XXX	XXX						
9. 2019	XXX	XXX	XXX	XXX	XXX	XXX	XXX					
10. 2020	XXX	XXX	XXX	XXX	XXX	XXX	XXX	XXX				XXX
11. 2021	XXX	XXX	XXX	XXX	XXX	XXX	XXX	XXX	XXX		XXX	XXX
12. Totals												

NONE

SCHEDULE P - PART 2F - SECTION 2 - MEDICAL PROFESSIONAL LIABILITY - CLAIMS-MADE

Years in Which Losses Were Incurred	INCURRED NET LOSSES AND DEFENSE AND COST CONTAINMENT EXPENSES REPORTED AT YEAR END (\$000 OMITTED)										DEVELOPMENT	
	1 2012	2 2013	3 2014	4 2015	5 2016	6 2017	7 2018	8 2019	9 2020	10 2021	11 One Year	12 Two Year
1. Prior												
2. 2012												
3. 2013	XXX											
4. 2014	XXX	XXX										
5. 2015	XXX	XXX	XXX									
6. 2016	XXX	XXX	XXX	XXX								
7. 2017	XXX	XXX	XXX	XXX	XXX							
8. 2018	XXX	XXX	XXX	XXX	XXX	XXX						
9. 2019	XXX	XXX	XXX	XXX	XXX	XXX	XXX					
10. 2020	XXX	XXX	XXX	XXX	XXX	XXX	XXX	XXX				XXX
11. 2021	XXX	XXX	XXX	XXX	XXX	XXX	XXX	XXX	XXX		XXX	XXX
12. Totals												

NONE

SCHEDULE P - PART 2G - SPECIAL LIABILITY (OCEAN MARINE, AIRCRAFT (ALL PERILS), BOILER AND MACHINERY)

Years in Which Losses Were Incurred	INCURRED NET LOSSES AND DEFENSE AND COST CONTAINMENT EXPENSES REPORTED AT YEAR END (\$000 OMITTED)										DEVELOPMENT	
	1 2012	2 2013	3 2014	4 2015	5 2016	6 2017	7 2018	8 2019	9 2020	10 2021	11 One Year	12 Two Year
1. Prior	0	0	0	0	0	0	0	0	0	0	0	0
2. 2012	0	0	0	0	0	0	0	0	0	0	0	0
3. 2013	XXX	0	0	0	0	0	0	0	0	0	0	0
4. 2014	XXX	XXX	0	0	0	0	0	0	0	0	0	0
5. 2015	XXX	XXX	XXX	0	0	0	0	0	0	0	0	0
6. 2016	XXX	XXX	XXX	XXX	0	0	0	0	0	0	0	0
7. 2017	XXX	XXX	XXX	XXX	XXX	0	0	0	0	0	0	0
8. 2018	XXX	XXX	XXX	XXX	XXX	XXX	0	0	0	0	0	0
9. 2019	XXX	XXX	XXX	XXX	XXX	XXX	XXX	36	37	33	(4)	(3)
10. 2020	XXX	XXX	XXX	XXX	XXX	XXX	XXX	XXX	716	694	(22)	XXX
11. 2021	XXX	XXX	XXX	XXX	XXX	XXX	XXX	XXX	XXX	1,027	XXX	XXX
12. Totals											(26)	(3)

SCHEDULE P - PART 2H - SECTION 1 - OTHER LIABILITY - OCCURRENCE

Years in Which Losses Were Incurred	INCURRED NET LOSSES AND DEFENSE AND COST CONTAINMENT EXPENSES REPORTED AT YEAR END (\$000 OMITTED)										DEVELOPMENT	
	1 2012	2 2013	3 2014	4 2015	5 2016	6 2017	7 2018	8 2019	9 2020	10 2021	11 One Year	12 Two Year
1. Prior	145	113	261	161	149	146	146	118	117	116	(1)	(2)
2. 2012	106	353	443	279	549	461	440	241	241	242	1	1
3. 2013	XXX	672	346	249	205	239	265	291	272	276	4	(15)
4. 2014	XXX	XXX	360	248	216	121	112	130	119	179	60	49
5. 2015	XXX	XXX	XXX	372	369	318	210	236	197	196	(1)	(40)
6. 2016	XXX	XXX	XXX	XXX	126	150	262	197	177	182	5	(15)
7. 2017	XXX	XXX	XXX	XXX	XXX	192	133	123	93	88	(5)	(35)
8. 2018	XXX	XXX	XXX	XXX	XXX	XXX	182	317	289	260	(29)	(57)
9. 2019	XXX	XXX	XXX	XXX	XXX	XXX	XXX	558	515	545	30	(13)
10. 2020	XXX	XXX	XXX	XXX	XXX	XXX	XXX	XXX	484	538	54	XXX
11. 2021	XXX	XXX	XXX	XXX	XXX	XXX	XXX	XXX	XXX	1,083	XXX	XXX
12. Totals											118	(127)

SCHEDULE P - PART 2H - SECTION 2 - OTHER LIABILITY - CLAIMS-MADE

Years in Which Losses Were Incurred	INCURRED NET LOSSES AND DEFENSE AND COST CONTAINMENT EXPENSES REPORTED AT YEAR END (\$000 OMITTED)										DEVELOPMENT	
	1 2012	2 2013	3 2014	4 2015	5 2016	6 2017	7 2018	8 2019	9 2020	10 2021	11 One Year	12 Two Year
1. Prior												
2. 2012												
3. 2013	XXX											
4. 2014	XXX	XXX										
5. 2015	XXX	XXX	XXX									
6. 2016	XXX	XXX	XXX	XXX								
7. 2017	XXX	XXX	XXX	XXX	XXX							
8. 2018	XXX	XXX	XXX	XXX	XXX	XXX						
9. 2019	XXX	XXX	XXX	XXX	XXX	XXX	XXX					
10. 2020	XXX	XXX	XXX	XXX	XXX	XXX	XXX	XXX				XXX
11. 2021	XXX	XXX	XXX	XXX	XXX	XXX	XXX	XXX	XXX		XXX	XXX
12. Totals												

NONE

ANNUAL STATEMENT FOR THE YEAR 2021 OF THE Narragansett Bay Insurance Company
SCHEDULE P - PART 2I - SPECIAL PROPERTY (FIRE, ALLIED LINES, INLAND MARINE, EARTHQUAKE, BURGLARY, AND THEFT)

Years in Which Losses Were Incurred	INCURRED NET LOSSES AND DEFENSE AND COST CONTAINMENT EXPENSES REPORTED AT YEAR END (\$000 OMITTED)										DEVELOPMENT	
	1 2012	2 2013	3 2014	4 2015	5 2016	6 2017	7 2018	8 2019	9 2020	10 2021	11 One Year	12 Two Year
1. Prior.....	XXX	XXX	XXX	XXX	XXX	XXX	XXX	750	812	813	1	63
2. 2020.....	XXX	XXX	XXX	XXX	XXX	XXX	XXX	XXX	2,690	2,932	242	XXX
3. 2021.....	XXX	XXX	XXX	XXX	XXX	XXX	XXX	XXX	XXX	3,822	XXX	XXX
4. Totals											243	63

SCHEDULE P - PART 2J - AUTO PHYSICAL DAMAGE

1. Prior.....	XXX	XXX	XXX	XXX	XXX	XXX	XXX	XXX	XXX	XXX	XXX	XXX
2. 2020.....	XXX	XXX	XXX	XXX	XXX	XXX	XXX	XXX	XXX	XXX	XXX	XXX
3. 2021.....	XXX	XXX	XXX	XXX	XXX	XXX	XXX	XXX	XXX	XXX	XXX	XXX
4. Totals												

NONE

SCHEDULE P - PART 2K - FIDELITY/SURETY

1. Prior.....	XXX	XXX	XXX	XXX	XXX	XXX	XXX	XXX	XXX	XXX	XXX	XXX
2. 2020.....	XXX	XXX	XXX	XXX	XXX	XXX	XXX	XXX	XXX	XXX	XXX	XXX
3. 2021.....	XXX	XXX	XXX	XXX	XXX	XXX	XXX	XXX	XXX	XXX	XXX	XXX
4. Totals												

NONE

SCHEDULE P - PART 2L - OTHER (INCLUDING CREDIT, ACCIDENT AND HEALTH)

1. Prior.....	XXX	XXX	XXX	XXX	XXX	XXX	XXX	XXX	XXX	XXX	XXX	XXX
2. 2020.....	XXX	XXX	XXX	XXX	XXX	XXX	XXX	XXX	XXX	XXX	XXX	XXX
3. 2021.....	XXX	XXX	XXX	XXX	XXX	XXX	XXX	XXX	XXX	XXX	XXX	XXX
4. Totals												

NONE

SCHEDULE P - PART 2M - INTERNATIONAL

1. Prior.....												
2. 2012.....												
3. 2013.....	XXX											
4. 2014.....	XXX	XXX										
5. 2015.....	XXX	XXX	XXX									
6. 2016.....	XXX	XXX	XXX	XXX								
7. 2017.....	XXX	XXX	XXX	XXX	XXX							
8. 2018.....	XXX	XXX	XXX	XXX	XXX	XXX						
9. 2019.....	XXX	XXX	XXX	XXX	XXX	XXX	XXX					
10. 2020.....	XXX	XXX	XXX	XXX	XXX	XXX	XXX	XXX				XXX
11. 2021.....	XXX	XXX	XXX	XXX	XXX	XXX	XXX	XXX	XXX		XXX	XXX
12. Totals												

NONE

Schedule P - Part 2N - Reinsurance - Nonproportional Assumed Property

N O N E

Schedule P - Part 2O - Reinsurance - Nonproportional Assumed Liability

N O N E

Schedule P - Part 2P - Reinsurance - Nonproportional Assumed Financial Lines

N O N E

Schedule P - Part 2R - Section 1 - Products Liability - Occurrence

N O N E

Schedule P - Part 2R - Section 2 - Products Liability - Claims-Made

N O N E

Schedule P - Part 2S - Financial Guaranty/Mortgage Guaranty

N O N E

Schedule P - Part 2T - Warranty

N O N E

ANNUAL STATEMENT FOR THE YEAR 2021 OF THE Narragansett Bay Insurance Company

SCHEDULE P - PART 3A - HOMEOWNERS/FAROWNERS

Years in Which Losses Were Incurred	CUMULATIVE PAID NET LOSSES AND DEFENSE AND COST CONTAINMENT EXPENSES REPORTED AT YEAR END (\$000 OMITTED)										11 Number of Claims Closed With Loss Payment	12 Number of Claims Closed Without Loss Payment
	1	2	3	4	5	6	7	8	9	10		
	2012	2013	2014	2015	2016	2017	2018	2019	2020	2021		
1. Prior	.000	858	1,678	2,166	2,105	2,072	2,105	2,130	2,130	2,130	391	
2. 2012	41,394	47,949	48,235	48,931	49,220	49,862	50,409	50,923	51,140	51,178	30,068	9,353
3. 2013	XXX	16,430	20,542	21,893	21,103	21,651	21,853	22,010	22,059	22,093	6,654	2,802
4. 2014	XXX	XXX	20,685	23,200	21,159	23,107	24,295	24,416	24,388	24,587	7,490	3,129
5. 2015	XXX	XXX	XXX	26,926	31,275	33,240	33,944	34,625	34,931	35,027	10,785	3,587
6. 2016	XXX	XXX	XXX	XXX	24,321	26,111	26,516	26,729	26,937	27,464	8,323	2,429
7. 2017	XXX	XXX	XXX	XXX	XXX	13,903	15,037	15,689	15,993	16,229	9,998	1,373
8. 2018	XXX	XXX	XXX	XXX	XXX	XXX	32,910	39,361	39,901	40,349	12,490	705
9. 2019	XXX	XXX	XXX	XXX	XXX	XXX	XXX	36,734	45,806	46,489	9,201	635
10. 2020	XXX	XXX	XXX	XXX	XXX	XXX	XXX	XXX	51,442	59,640	12,970	1,255
11. 2021	XXX	XXX	XXX	XXX	XXX	XXX	XXX	XXX	XXX	62,520	10,739	1,037

SCHEDULE P - PART 3B - PRIVATE PASSENGER AUTO LIABILITY/MEDICAL

1. Prior	.000											
2. 2012												
3. 2013	XXX											
4. 2014	XXX	XXX										
5. 2015	XXX	XXX	XXX									
6. 2016	XXX	XXX	XXX	XXX								
7. 2017	XXX	XXX	XXX	XXX	XXX							
8. 2018	XXX	XXX	XXX	XXX	XXX	XXX						
9. 2019	XXX	XXX	XXX	XXX	XXX	XXX	XXX					
10. 2020	XXX	XXX	XXX	XXX	XXX	XXX	XXX	XXX				
11. 2021	XXX	XXX	XXX	XXX	XXX	XXX	XXX	XXX	XXX			

NONE

SCHEDULE P - PART 3C - COMMERCIAL AUTO/TRUCK LIABILITY/MEDICAL

1. Prior	.000											
2. 2012												
3. 2013	XXX											
4. 2014	XXX	XXX										
5. 2015	XXX	XXX	XXX									
6. 2016	XXX	XXX	XXX	XXX								
7. 2017	XXX	XXX	XXX	XXX	XXX							
8. 2018	XXX	XXX	XXX	XXX	XXX	XXX						
9. 2019	XXX	XXX	XXX	XXX	XXX	XXX	XXX					
10. 2020	XXX	XXX	XXX	XXX	XXX	XXX	XXX	XXX				
11. 2021	XXX	XXX	XXX	XXX	XXX	XXX	XXX	XXX	XXX			

NONE

SCHEDULE P - PART 3D - WORKERS' COMPENSATION (EXCLUDING EXCESS WORKERS' COMPENSATION)

1. Prior	.000											
2. 2012												
3. 2013	XXX											
4. 2014	XXX	XXX										
5. 2015	XXX	XXX	XXX									
6. 2016	XXX	XXX	XXX	XXX								
7. 2017	XXX	XXX	XXX	XXX	XXX							
8. 2018	XXX	XXX	XXX	XXX	XXX	XXX						
9. 2019	XXX	XXX	XXX	XXX	XXX	XXX	XXX					
10. 2020	XXX	XXX	XXX	XXX	XXX	XXX	XXX	XXX				
11. 2021	XXX	XXX	XXX	XXX	XXX	XXX	XXX	XXX	XXX			

NONE

SCHEDULE P - PART 3E - COMMERCIAL MULTIPLE PERIL

1. Prior	.000	0	0	0	0	0	0	0	0	0	0	0
2. 2012	0	0	0	0	0	0	0	0	0	0	0	0
3. 2013	XXX	0	0	0	0	0	0	0	0	0	0	0
4. 2014	XXX	XXX	0	0	0	0	0	0	0	0	0	0
5. 2015	XXX	XXX	XXX	0	0	0	0	0	0	0	0	0
6. 2016	XXX	XXX	XXX	XXX	0	0	0	0	0	0	0	0
7. 2017	XXX	XXX	XXX	XXX	XXX	0	0	0	0	0	0	0
8. 2018	XXX	XXX	XXX	XXX	XXX	XXX	0	0	0	0	0	0
9. 2019	XXX	XXX	XXX	XXX	XXX	XXX	XXX	0	0	0	0	0
10. 2020	XXX	XXX	XXX	XXX	XXX	XXX	XXX	XXX	233	242	14	0
11. 2021	XXX	XXX	XXX	XXX	XXX	XXX	XXX	XXX	XXX	40	12	0

ANNUAL STATEMENT FOR THE YEAR 2021 OF THE Narragansett Bay Insurance Company

SCHEDULE P - PART 3F - SECTION 1 - MEDICAL PROFESSIONAL LIABILITY - OCCURRENCE

Years in Which Losses Were Incurred	CUMULATIVE PAID NET LOSSES AND DEFENSE AND COST CONTAINMENT EXPENSES REPORTED AT YEAR END (\$000 OMITTED)										11 Number of Claims Closed With Loss Payment	12 Number of Claims Closed Without Loss Payment	
	1	2	3	4	5	6	7	8	9	10			
	2012	2013	2014	2015	2016	2017	2018	2019	2020	2021			
1. Prior	.000												
2. 2012													
3. 2013	XXX												
4. 2014	XXX	XXX											
5. 2015	XXX	XXX	XXX										
6. 2016	XXX	XXX	XXX	XXX									
7. 2017	XXX	XXX	XXX	XXX	XXX								
8. 2018	XXX	XXX	XXX	XXX	XXX	XXX							
9. 2019	XXX	XXX	XXX	XXX	XXX	XXX	XXX						
10. 2020	XXX	XXX	XXX	XXX	XXX	XXX	XXX	XXX					
11. 2021	XXX	XXX	XXX	XXX	XXX	XXX	XXX	XXX	XXX				

NONE

SCHEDULE P - PART 3F - SECTION 2 - MEDICAL PROFESSIONAL LIABILITY - CLAIMS-MADE

1. Prior	.000												
2. 2012													
3. 2013	XXX												
4. 2014	XXX	XXX											
5. 2015	XXX	XXX	XXX										
6. 2016	XXX	XXX	XXX	XXX									
7. 2017	XXX	XXX	XXX	XXX	XXX								
8. 2018	XXX	XXX	XXX	XXX	XXX	XXX							
9. 2019	XXX	XXX	XXX	XXX	XXX	XXX	XXX						
10. 2020	XXX	XXX	XXX	XXX	XXX	XXX	XXX	XXX					
11. 2021	XXX	XXX	XXX	XXX	XXX	XXX	XXX	XXX	XXX				

NONE

SCHEDULE P - PART 3G - SPECIAL LIABILITY (OCEAN MARINE, AIRCRAFT (ALL PERILS), BOILER AND MACHINERY)

1. Prior	.000	0	0	0	0	0	0	0	0	0	0	XXX	XXX
2. 2012	0	0	0	0	0	0	0	0	0	0	0	XXX	XXX
3. 2013	XXX	0	0	0	0	0	0	0	0	0	0	XXX	XXX
4. 2014	XXX	XXX	0	0	0	0	0	0	0	0	0	XXX	XXX
5. 2015	XXX	XXX	XXX	0	0	0	0	0	0	0	0	XXX	XXX
6. 2016	XXX	XXX	XXX	XXX	0	0	0	0	0	0	0	XXX	XXX
7. 2017	XXX	XXX	XXX	XXX	XXX	0	0	0	0	0	0	XXX	XXX
8. 2018	XXX	XXX	XXX	XXX	XXX	XXX	0	0	0	0	0	XXX	XXX
9. 2019	XXX	XXX	XXX	XXX	XXX	XXX	XXX	23	36	32	32	XXX	XXX
10. 2020	XXX	XXX	XXX	XXX	XXX	XXX	XXX	XXX	561	692	692	XXX	XXX
11. 2021	XXX	XXX	XXX	XXX	XXX	XXX	XXX	XXX	XXX	912	912	XXX	XXX

SCHEDULE P - PART 3H - SECTION 1 - OTHER LIABILITY - OCCURRENCE

1. Prior	.000	(32)	38	142	142	145	145	116	116	116	10		
2. 2012	5	7	84	72	115	323	355	239	240	241	10	15	
3. 2013	XXX	6	30	110	109	122	125	134	140	143	6	12	
4. 2014	XXX	XXX	69	93	103	105	105	116	116	143	7	6	
5. 2015	XXX	XXX	XXX	7	92	169	172	192	193	193	13	17	
6. 2016	XXX	XXX	XXX	XXX	6	39	94	152	155	171	8	6	
7. 2017	XXX	XXX	XXX	XXX	XXX	1	19	46	72	75	17	15	
8. 2018	XXX	XXX	XXX	XXX	XXX	XXX	4	128	199	219	15	8	
9. 2019	XXX	XXX	XXX	XXX	XXX	XXX	XXX	10	28	145	15	10	
10. 2020	XXX	XXX	XXX	XXX	XXX	XXX	XXX	XXX	7	104	9	5	
11. 2021	XXX	XXX	XXX	XXX	XXX	XXX	XXX	XXX	XXX	95	9	3	

SCHEDULE P - PART 3H - SECTION 2 - OTHER LIABILITY - CLAIMS-MADE

1. Prior	.000												
2. 2012													
3. 2013	XXX												
4. 2014	XXX	XXX											
5. 2015	XXX	XXX	XXX										
6. 2016	XXX	XXX	XXX	XXX									
7. 2017	XXX	XXX	XXX	XXX	XXX								
8. 2018	XXX	XXX	XXX	XXX	XXX	XXX							
9. 2019	XXX	XXX	XXX	XXX	XXX	XXX	XXX						
10. 2020	XXX	XXX	XXX	XXX	XXX	XXX	XXX	XXX					
11. 2021	XXX	XXX	XXX	XXX	XXX	XXX	XXX	XXX	XXX				

NONE

ANNUAL STATEMENT FOR THE YEAR 2021 OF THE Narragansett Bay Insurance Company
SCHEDULE P - PART 3I - SPECIAL PROPERTY (FIRE, ALLIED LINES, INLAND MARINE, EARTHQUAKE, BURGLARY, AND THEFT)

Years in Which Losses Were Incurred	CUMULATIVE PAID NET LOSSES AND DEFENSE AND COST CONTAINMENT EXPENSES REPORTED AT YEAR END (\$000 OMITTED)										11 Number of Claims Closed With Loss Payment	12 Number of Claims Closed Without Loss Payment
	1	2	3	4	5	6	7	8	9	10		
	2012	2013	2014	2015	2016	2017	2018	2019	2020	2021		
1. Prior.....	XXX	XXX	XXX	XXX	XXX	XXX	XXX	.000	633	731	XXX	XXX
2. 2020.....	XXX	XXX	XXX	XXX	XXX	XXX	XXX	XXX	2,102	2,801	XXX	XXX
3. 2021.....	XXX	XXX	XXX	XXX	XXX	XXX	XXX	XXX	XXX	2,939	XXX	XXX

SCHEDULE P - PART 3J - AUTO PHYSICAL DAMAGE

1. Prior.....	XXX	XXX	XXX	XXX	XXX	XXX	XXX	.000				
2. 2020.....	XXX	XXX	XXX	XXX	XXX	XXX	XXX	XXX				
3. 2021.....	XXX	XXX	XXX	XXX	XXX	XXX	XXX	XXX	XXX			

NONE

SCHEDULE P - PART 3K - FIDELITY/SURETY

1. Prior.....	XXX	XXX	XXX	XXX	XXX	XXX	XXX	.000			XXX	XXX
2. 2020.....	XXX	XXX	XXX	XXX	XXX	XXX	XXX	XXX			XXX	XXX
3. 2021.....	XXX	XXX	XXX	XXX	XXX	XXX	XXX	XXX	XXX		XXX	XXX

NONE

SCHEDULE P - PART 3L - OTHER (INCLUDING CREDIT, ACCIDENT AND HEALTH)

1. Prior.....	XXX	XXX	XXX	XXX	XXX	XXX	XXX	.000			XXX	XXX
2. 2020.....	XXX	XXX	XXX	XXX	XXX	XXX	XXX	XXX			XXX	XXX
3. 2021.....	XXX	XXX	XXX	XXX	XXX	XXX	XXX	XXX	XXX		XXX	XXX

NONE

SCHEDULE P - PART 3M - INTERNATIONAL

1. Prior.....	.000										XXX	XXX
2. 2012.....											XXX	XXX
3. 2013.....	XXX										XXX	XXX
4. 2014.....	XXX	XXX									XXX	XXX
5. 2015.....	XXX	XXX	XXX								XXX	XXX
6. 2016.....	XXX	XXX	XXX	XXX							XXX	XXX
7. 2017.....	XXX	XXX	XXX	XXX	XXX						XXX	XXX
8. 2018.....	XXX	XXX	XXX	XXX	XXX	XXX					XXX	XXX
9. 2019.....	XXX	XXX	XXX	XXX	XXX	XXX	XXX				XXX	XXX
10. 2020.....	XXX	XXX	XXX	XXX	XXX	XXX	XXX	XXX			XXX	XXX
11. 2021.....	XXX	XXX	XXX	XXX	XXX	XXX	XXX	XXX	XXX		XXX	XXX

NONE

Schedule P - Part 3N - Reinsurance - Nonproportional Assumed Property

N O N E

Schedule P - Part 3O - Reinsurance - Nonproportional Assumed Liability

N O N E

Schedule P - Part 3P - Reinsurance - Nonproportional Assumed Financial Lines

N O N E

Schedule P - Part 3R - Section 1 - Product Liability - Occurrence

N O N E

Schedule P - Part 3R - Section 2 - Product Liability - Claims-Made

N O N E

Schedule P - Part 3S - Financial Guaranty/Mortgage Guaranty

N O N E

Schedule P - Part 3T - Warranty

N O N E

ANNUAL STATEMENT FOR THE YEAR 2021 OF THE Narragansett Bay Insurance Company

SCHEDULE P - PART 4A - HOMEOWNERS/FAROWNERS

Years in Which Losses Were Incurred	BULK AND IBNR RESERVES ON NET LOSSES AND DEFENSE AND COST CONTAINMENT EXPENSES REPORTED AT YEAR END (\$000 OMITTED)									
	1	2	3	4	5	6	7	8	9	10
	2012	2013	2014	2015	2016	2017	2018	2019	2020	2021
1. Prior.....	1,114	305	516	226	52	6	4	0	0	0
2. 2012.....	3,643	666	1,560	237	48	73	4	0	0	0
3. 2013.....	XXX	2,585	1,975	1,292	949	284	36	6	1	0
4. 2014.....	XXX	XXX	3,502	2,438	2,656	899	451	90	10	1
5. 2015.....	XXX	XXX	XXX	5,308	2,993	1,113	493	5	15	0
6. 2016.....	XXX	XXX	XXX	XXX	3,840	1,771	968	121	25	0
7. 2017.....	XXX	XXX	XXX	XXX	XXX	2,292	778	143	106	5
8. 2018.....	XXX	XXX	XXX	XXX	XXX	XXX	5,700	2,271	1,075	95
9. 2019.....	XXX	XXX	XXX	XXX	XXX	XXX	XXX	9,454	2,678	700
10. 2020.....	XXX	XXX	XXX	XXX	XXX	XXX	XXX	XXX	7,635	1,952
11. 2021.....	XXX	XXX	XXX	XXX	XXX	XXX	XXX	XXX	XXX	9,692

SCHEDULE P - PART 4B - PRIVATE PASSENGER AUTO LIABILITY/MEDICAL

1. Prior.....										
2. 2012.....										
3. 2013.....	XXX									
4. 2014.....	XXX	XXX								
5. 2015.....	XXX	XXX	XXX							
6. 2016.....	XXX	XXX	XXX	XXX						
7. 2017.....	XXX	XXX	XXX	XXX	XXX					
8. 2018.....	XXX	XXX	XXX	XXX	XXX	XXX				
9. 2019.....	XXX	XXX	XXX	XXX	XXX	XXX	XXX			
10. 2020.....	XXX	XXX	XXX	XXX	XXX	XXX	XXX	XXX		
11. 2021.....	XXX	XXX	XXX	XXX	XXX	XXX	XXX	XXX	XXX	

NONE

SCHEDULE P - PART 4C - COMMERCIAL AUTO/TRUCK LIABILITY/MEDICAL

1. Prior.....										
2. 2012.....										
3. 2013.....	XXX									
4. 2014.....	XXX	XXX								
5. 2015.....	XXX	XXX	XXX							
6. 2016.....	XXX	XXX	XXX	XXX						
7. 2017.....	XXX	XXX	XXX	XXX	XXX					
8. 2018.....	XXX	XXX	XXX	XXX	XXX	XXX				
9. 2019.....	XXX	XXX	XXX	XXX	XXX	XXX	XXX			
10. 2020.....	XXX	XXX	XXX	XXX	XXX	XXX	XXX	XXX		
11. 2021.....	XXX	XXX	XXX	XXX	XXX	XXX	XXX	XXX	XXX	

NONE

**SCHEDULE P - PART 4D - WORKERS' COMPENSATION
(EXCLUDING EXCESS WORKERS' COMPENSATION)**

1. Prior.....										
2. 2012.....										
3. 2013.....	XXX									
4. 2014.....	XXX	XXX								
5. 2015.....	XXX	XXX	XXX							
6. 2016.....	XXX	XXX	XXX	XXX						
7. 2017.....	XXX	XXX	XXX	XXX	XXX					
8. 2018.....	XXX	XXX	XXX	XXX	XXX	XXX				
9. 2019.....	XXX	XXX	XXX	XXX	XXX	XXX	XXX			
10. 2020.....	XXX	XXX	XXX	XXX	XXX	XXX	XXX	XXX		
11. 2021.....	XXX	XXX	XXX	XXX	XXX	XXX	XXX	XXX	XXX	

NONE

SCHEDULE P - PART 4E - COMMERCIAL MULTIPLE PERIL

1. Prior.....	0	0	0	0	0	0	0	0	0	0
2. 2012.....	0	0	0	0	0	0	0	0	0	0
3. 2013.....	XXX	0	0	0	0	0	0	0	0	0
4. 2014.....	XXX	XXX	0	0	0	0	0	0	0	0
5. 2015.....	XXX	XXX	XXX	0	0	0	0	0	0	0
6. 2016.....	XXX	XXX	XXX	XXX	0	0	0	0	0	0
7. 2017.....	XXX	XXX	XXX	XXX	XXX	0	0	0	0	0
8. 2018.....	XXX	XXX	XXX	XXX	XXX	XXX	0	0	0	0
9. 2019.....	XXX	XXX	XXX	XXX	XXX	XXX	XXX	30	0	0
10. 2020.....	XXX	XXX	XXX	XXX	XXX	XXX	XXX	XXX	111	94
11. 2021.....	XXX	XXX	XXX	XXX	XXX	XXX	XXX	XXX	XXX	323

ANNUAL STATEMENT FOR THE YEAR 2021 OF THE Narragansett Bay Insurance Company

SCHEDULE P - PART 4F - SECTION 1 - MEDICAL PROFESSIONAL LIABILITY - OCCURRENCE

Years in Which Losses Were Incurred	BULK AND IBNR RESERVES ON NET LOSSES AND DEFENSE AND COST CONTAINMENT EXPENSES REPORTED AT YEAR END (\$000 OMITTED)									
	1	2	3	4	5	6	7	8	9	10
	2012	2013	2014	2015	2016	2017	2018	2019	2020	2021
1. Prior										
2. 2012										
3. 2013	XXX									
4. 2014	XXX	XXX								
5. 2015	XXX	XXX	XX							
6. 2016	XXX	XXX	XX	XX						
7. 2017	XXX	XXX	XX	XXX	XXX					
8. 2018	XXX	XXX	XXX	XXX	XXX	XXX				
9. 2019	XXX	XXX	XXX	XXX	XXX	XXX	XXX			
10. 2020	XXX	XXX	XXX	XXX	XXX	XXX	XXX	XXX		
11. 2021	XXX	XXX	XXX	XXX	XXX	XXX	XXX	XXX	XXX	

NONE

SCHEDULE P - PART 4F - SECTION 2 - MEDICAL PROFESSIONAL LIABILITY - CLAIMS-MADE

1. Prior										
2. 2012										
3. 2013	XXX									
4. 2014	XXX	XXX								
5. 2015	XXX	XXX	XXX							
6. 2016	XXX	XXX	XX	XX						
7. 2017	XXX	XXX	XX	XX	XX					
8. 2018	XXX	XXX	XX	XX	XX	XX				
9. 2019	XXX	XXX	XX	XXX	XXX	XX	XXX			
10. 2020	XXX	XXX	XXX	XXX	XXX	XXX	XXX	XXX		
11. 2021	XXX	XXX	XXX	XXX	XXX	XXX	XXX	XXX	XXX	XXX

NONE

SCHEDULE P - PART 4G - SPECIAL LIABILITY (OCEAN MARINE, AIRCRAFT (ALL PERILS), BOILER AND MACHINERY)

1. Prior	.0	.0	.0	.0	.0	.0	.0	.0	.0	.0
2. 2012	.0	.0	.0	.0	.0	.0	.0	.0	.0	.0
3. 2013	XXX	.0	.0	.0	.0	.0	.0	.0	.0	.0
4. 2014	XXX	XXX	.0	.0	.0	.0	.0	.0	.0	.0
5. 2015	XXX	XXX	XXX	.0	.0	.0	.0	.0	.0	.0
6. 2016	XXX	XXX	XXX	XXX	.0	.0	.0	.0	.0	.0
7. 2017	XXX	XXX	XXX	XXX	XXX	.0	.0	.0	.0	.0
8. 2018	XXX	XXX	XXX	XXX	XXX	XXX	.0	.0	.0	.0
9. 2019	XXX	XXX	XXX	XXX	XXX	XXX	XXX	.4	.1	.0
10. 2020	XXX	XXX	XXX	XXX	XXX	XXX	XXX	XXX	.78	.2
11. 2021	XXX	XXX	XXX	XXX	XXX	XXX	XXX	XXX	XXX	64

SCHEDULE P - PART 4H - SECTION 1 - OTHER LIABILITY - OCCURRENCE

1. Prior	23	(46)	54	19	7	2	1	1	0	0
2. 2012	27	153	185	50	17	11	1	2	1	1
3. 2013	XXX	645	190	61	51	19	6	.3	2	2
4. 2014	XXX	XXX	266	91	35	16	7	4	2	36
5. 2015	XXX	XXX	XXX	232	170	56	24	7	4	3
6. 2016	XXX	XXX	XXX	XXX	78	57	22	16	7	5
7. 2017	XXX	XXX	XXX	XXX	XXX	142	75	33	17	10
8. 2018	XXX	XXX	XXX	XXX	XXX	XXX	87	101	46	16
9. 2019	XXX	XXX	XXX	XXX	XXX	XXX	XXX	467	291	174
10. 2020	XXX	XXX	XXX	XXX	XXX	XXX	XXX	XXX	381	227
11. 2021	XXX	XXX	XXX	XXX	XXX	XXX	XXX	XXX	XXX	810

SCHEDULE P - PART 4H - SECTION 2 - OTHER LIABILITY - CLAIMS-MADE

1. Prior										
2. 2012										
3. 2013	XXX									
4. 2014	XXX	XXX								
5. 2015	XXX	XXX	XXX							
6. 2016	XXX	XXX	XX	XX						
7. 2017	XXX	XXX	XX	XX	XX					
8. 2018	XXX	XXX	XX	XX	XX	XX				
9. 2019	XXX	XXX	XX	XXX	XXX	XX	XXX			
10. 2020	XXX	XXX	XXX	XXX	XXX	XXX	XXX	XXX		
11. 2021	XXX	XXX	XXX	XXX	XXX	XXX	XXX	XXX	XXX	XXX

NONE

ANNUAL STATEMENT FOR THE YEAR 2021 OF THE Narragansett Bay Insurance Company
SCHEDULE P - PART 4I - SPECIAL PROPERTY (FIRE, ALLIED LINES, INLAND MARINE, EARTHQUAKE, BURGLARY, AND THEFT)

Years in Which Losses Were Incurred	BULK AND IBNR RESERVES ON NET LOSSES AND DEFENSE AND COST CONTAINMENT EXPENSES REPORTED AT YEAR END (\$000 OMITTED)									
	1	2	3	4	5	6	7	8	9	10
	2012	2013	2014	2015	2016	2017	2018	2019	2020	2021
1. Prior	XXX	XXX	XXX	XXX	XXX	XXX	XXX	252	55	7
2. 2020	XXX	XXX	XXX	XXX	XXX	XXX	XXX	XXX	184	56
3. 2021	XXX	XXX	XXX	XXX	XXX	XXX	XXX	XXX	XXX	321

SCHEDULE P - PART 4J - ALLIED PHYSICAL DAMAGE

1. Prior	XXX	XXX	XXX	XXX	XXX	XXX	XXX	XXX	XXX	XXX
2. 2020	XXX	XXX	XXX	XXX	XXX	XXX	XXX	XXX	XXX	XXX
3. 2021	XXX	XXX	XXX	XXX	XXX	XXX	XXX	XXX	XXX	XXX

SCHEDULE P - PART 4K - FIDELITY/SURETY

1. Prior	XXX	XXX	XXX	XXX	XXX	XXX	XXX	XXX	XXX	XXX
2. 2020	XXX	XXX	XXX	XXX	XXX	XXX	XXX	XXX	XXX	XXX
3. 2021	XXX	XXX	XXX	XXX	XXX	XXX	XXX	XXX	XXX	XXX

SCHEDULE P - PART 4L - OTHER (INCLUDING CREDIT, ACCIDENT AND HEALTH)

1. Prior	XXX	XXX	XXX	XXX	XXX	XXX	XXX	XXX	XXX	XXX
2. 2020	XXX	XXX	XXX	XXX	XXX	XXX	XXX	XXX	XXX	XXX
3. 2021	XXX	XXX	XXX	XXX	XXX	XXX	XXX	XXX	XXX	XXX

SCHEDULE P - PART 4M - INTERNATIONAL

1. Prior										
2. 2012										
3. 2013	XXX									
4. 2014	XXX	XXX								
5. 2015	XXX	XXX	XXX							
6. 2016	XXX	XXX	XXX	XXX						
7. 2017	XXX	XXX	XXX	XXX	XXX					
8. 2018	XXX	XXX	XXX	XXX	XXX	XXX				
9. 2019	XXX	XXX	XXX	XXX	XXX	XXX	XXX			
10. 2020	XXX	XXX	XXX	XXX	XXX	XXX	XXX	XXX		
11. 2021	XXX	XXX	XXX	XXX	XXX	XXX	XXX	XXX	XXX	

Schedule P - Part 4N - Reinsurance - Nonproportional Assumed Property

N O N E

Schedule P - Part 4O - Reinsurance - Nonproportional Assumed Liability

N O N E

Schedule P - Part 4P - Reinsurance - Nonproportional Assumed Financial Lines

N O N E

Schedule P - Part 4R - Section 1 - Products Liability - Occurrence

N O N E

Schedule P - Part 4R - Section 2 - Products Liability - Claims-Made

N O N E

Schedule P - Part 4S - Financial Guaranty/Mortgage Guaranty

N O N E

Schedule P - Part 4T - Warranty

N O N E

ANNUAL STATEMENT FOR THE YEAR 2021 OF THE Narragansett Bay Insurance Company
SCHEDULE P - PART 5A - HOMEOWNERS/FARMOWNERS
SECTION 1

Years in Which Premiums Were Earned and Losses Were Incurred	CUMULATIVE NUMBER OF CLAIMS CLOSED WITH LOSS PAYMENT DIRECT AND ASSUMED AT YEAR END									
	1	2	3	4	5	6	7	8	9	10
	2012	2013	2014	2015	2016	2017	2018	2019	2020	2021
1. Prior	1,212	139	213	25	6	5	3	0	0	
2. 2012	14,570	28,499	29,525	29,956	30,020	30,051	30,059	30,066	30,068	30,068
3. 2013	XXX	5,211	6,406	6,568	6,603	6,637	6,647	6,650	6,652	6,654
4. 2014	XXX	XXX	6,073	7,285	7,395	7,457	7,476	7,485	7,488	7,490
5. 2015	XXX	XXX	XXX	9,622	10,676	10,714	10,753	10,772	10,780	10,785
6. 2016	XXX	XXX	XXX	XXX	7,058	8,082	8,243	8,290	8,309	8,323
7. 2017	XXX	XXX	XXX	XXX	XXX	8,378	9,762	9,934	9,989	9,998
8. 2018	XXX	XXX	XXX	XXX	XXX	XXX	11,167	12,371	12,462	12,490
9. 2019	XXX	XXX	XXX	XXX	XXX	XXX	XXX	7,983	9,125	9,201
10. 2020	XXX	XXX	XXX	XXX	XXX	XXX	XXX	XXX	11,619	12,970
11. 2021	XXX	XXX	XXX	XXX	XXX	XXX	XXX	XXX	XXX	10,739

SECTION 2

Years in Which Premiums Were Earned and Losses Were Incurred	NUMBER OF CLAIMS OUTSTANDING DIRECT AND ASSUMED AT YEAR END									
	1	2	3	4	5	6	7	8	9	10
	2012	2013	2014	2015	2016	2017	2018	2019	2020	2021
1. Prior	82	50	31	14	5	1	0	0	0	0
2. 2012	13,590	568	376	118	33	8	6	1	0	2
3. 2013	XXX	831	150	97	51	12	3	2	1	3
4. 2014	XXX	XXX	973	195	76	31	14	6	3	2
5. 2015	XXX	XXX	XXX	1,117	81	59	32	12	8	4
6. 2016	XXX	XXX	XXX	XXX	1,002	192	74	38	23	11
7. 2017	XXX	XXX	XXX	XXX	XXX	1,051	202	72	33	26
8. 2018	XXX	XXX	XXX	XXX	XXX	XXX	929	107	52	39
9. 2019	XXX	XXX	XXX	XXX	XXX	XXX	XXX	949	85	46
10. 2020	XXX	XXX	XXX	XXX	XXX	XXX	XXX	XXX	1,058	102
11. 2021	XXX	XXX	XXX	XXX	XXX	XXX	XXX	XXX	XXX	698

SECTION 3

Years in Which Premiums Were Earned and Losses Were Incurred	CUMULATIVE NUMBER OF CLAIMS REPORTED DIRECT AND ASSUMED AT YEAR END									
	1	2	3	4	5	6	7	8	9	10
	2012	2013	2014	2015	2016	2017	2018	2019	2020	2021
1. Prior	1,185	161	292	22	0	1	2	0	0	0
2. 2012	33,994	38,108	39,129	39,394	39,398	39,406	39,415	39,417	39,421	39,423
3. 2013	XXX	8,392	9,254	9,431	9,442	9,446	9,448	9,450	9,452	9,459
4. 2014	XXX	XXX	9,764	10,562	10,587	10,609	10,616	10,618	10,620	10,621
5. 2015	XXX	XXX	XXX	13,958	14,316	14,349	14,366	14,369	14,374	14,376
6. 2016	XXX	XXX	XXX	XXX	10,288	10,664	10,729	10,749	10,758	10,763
7. 2017	XXX	XXX	XXX	XXX	XXX	10,561	11,295	11,362	11,389	11,397
8. 2018	XXX	XXX	XXX	XXX	XXX	XXX	12,735	13,175	13,216	13,234
9. 2019	XXX	XXX	XXX	XXX	XXX	XXX	XXX	9,466	9,829	9,882
10. 2020	XXX	XXX	XXX	XXX	XXX	XXX	XXX	XXX	13,809	14,327
11. 2021	XXX	XXX	XXX	XXX	XXX	XXX	XXX	XXX	XXX	12,474

Schedule P - Part 5B - Private Passenger Auto Liability/Medical - Section 1

N O N E

Schedule P - Part 5B - Private Passenger Auto Liability/Medical - Section 2

N O N E

Schedule P - Part 5B - Private Passenger Auto Liability/Medical - Section 3

N O N E

Schedule P - Part 5C - Commercial Auto/Truck Liability/Medical - Section 1

N O N E

Schedule P - Part 5C - Commercial Auto/Truck Liability/Medical - Section 2

N O N E

Schedule P - Part 5C - Commercial Auto/Truck Liability/Medical - Section 3

N O N E

Schedule P-Part 5D-Workers' Compensation (Excluding Excess Workers' Compensation)-Section 1

N O N E

Schedule P-Part 5D-Workers' Compensation (Excluding Excess Workers' Compensation)-Section 2

N O N E

Schedule P-Part 5D-Workers' Compensation (Excluding Excess Workers' Compensation)-Section 3

N O N E

ANNUAL STATEMENT FOR THE YEAR 2021 OF THE Narragansett Bay Insurance Company
SCHEDULE P - PART 5E - COMMERCIAL MULTIPLE PERIL
SECTION 1

Years in Which Premiums Were Earned and Losses Were Incurred	CUMULATIVE NUMBER OF CLAIMS CLOSED WITH LOSS PAYMENT DIRECT AND ASSUMED AT YEAR END									
	1	2	3	4	5	6	7	8	9	10
	2012	2013	2014	2015	2016	2017	2018	2019	2020	2021
1. Prior	0	0	0	0	0	0	0	0	0	0
2. 2012	0	0	0	0	0	0	0	0	0	0
3. 2013	XXX	0	0	0	0	0	0	0	0	0
4. 2014	XXX	XXX	0	0	0	0	0	0	0	0
5. 2015	XXX	XXX	XXX	0	0	0	0	0	0	0
6. 2016	XXX	XXX	XXX	XXX	0	0	0	0	0	0
7. 2017	XXX	XXX	XXX	XXX	XXX	0	0	0	0	0
8. 2018	XXX	XXX	XXX	XXX	XXX	XXX	0	0	0	0
9. 2019	XXX	XXX	XXX	XXX	XXX	XXX	XXX	0	0	0
10. 2020	XXX	XXX	XXX	XXX	XXX	XXX	XXX	XXX	10	14
11. 2021	XXX	XXX	XXX	XXX	XXX	XXX	XXX	XXX	XXX	12

SECTION 2

Years in Which Premiums Were Earned and Losses Were Incurred	NUMBER OF CLAIMS OUTSTANDING DIRECT AND ASSUMED AT YEAR END									
	1	2	3	4	5	6	7	8	9	10
	2012	2013	2014	2015	2016	2017	2018	2019	2020	2021
1. Prior	0	0	0	0	0	0	0	0	0	0
2. 2012	0	0	0	0	0	0	0	0	0	0
3. 2013	XXX	0	0	0	0	0	0	0	0	0
4. 2014	XXX	XXX	0	0	0	0	0	0	0	0
5. 2015	XXX	XXX	XXX	0	0	0	0	0	0	0
6. 2016	XXX	XXX	XXX	XXX	0	0	0	0	0	0
7. 2017	XXX	XXX	XXX	XXX	XXX	0	0	0	0	0
8. 2018	XXX	XXX	XXX	XXX	XXX	XXX	0	0	0	0
9. 2019	XXX	XXX	XXX	XXX	XXX	XXX	XXX	0	0	0
10. 2020	XXX	XXX	XXX	XXX	XXX	XXX	XXX	XXX	3	3
11. 2021	XXX	XXX	XXX	XXX	XXX	XXX	XXX	XXX	XXX	1

SECTION 3

Years in Which Premiums Were Earned and Losses Were Incurred	CUMULATIVE NUMBER OF CLAIMS REPORTED DIRECT AND ASSUMED AT YEAR END									
	1	2	3	4	5	6	7	8	9	10
	2012	2013	2014	2015	2016	2017	2018	2019	2020	2021
1. Prior	0	0	0	0	0	0	0	0	0	0
2. 2012	0	0	0	0	0	0	0	0	0	0
3. 2013	XXX	0	0	0	0	0	0	0	0	0
4. 2014	XXX	XXX	0	0	0	0	0	0	0	0
5. 2015	XXX	XXX	XXX	0	0	0	0	0	0	0
6. 2016	XXX	XXX	XXX	XXX	0	0	0	0	0	0
7. 2017	XXX	XXX	XXX	XXX	XXX	0	0	0	0	0
8. 2018	XXX	XXX	XXX	XXX	XXX	XXX	0	0	0	0
9. 2019	XXX	XXX	XXX	XXX	XXX	XXX	XXX	0	0	0
10. 2020	XXX	XXX	XXX	XXX	XXX	XXX	XXX	XXX	13	14
11. 2021	XXX	XXX	XXX	XXX	XXX	XXX	XXX	XXX	XXX	13

Schedule P - Part 5F - Medical Professional Liability - Occurrence - Section 1A

N O N E

Schedule P - Part 5F - Medical Professional Liability - Occurrence - Section 2A

N O N E

Schedule P - Part 5F - Medical Professional Liability - Occurrence - Section 3A

N O N E

Schedule P - Part 5F - Medical Professional Liability - Claims-Made - Section 1B

N O N E

Schedule P - Part 5F - Medical Professional Liability - Claims-Made - Section 2B

N O N E

Schedule P - Part 5F - Medical Professional Liability - Claims-Made - Section 3B

N O N E

ANNUAL STATEMENT FOR THE YEAR 2021 OF THE Narragansett Bay Insurance Company
SCHEDULE P - PART 5H - OTHER LIABILITY - OCCURRENCE

SECTION 1A

Years in Years in Which Premiums Were Earned and Losses Were Incurred	CUMULATIVE NUMBER OF CLAIMS CLOSED WITH LOSS PAYMENT DIRECT AND ASSUMED AT YEAR END									
	1	2	3	4	5	6	7	8	9	10
	2012	2013	2014	2015	2016	2017	2018	2019	2020	2021
1. Prior	0	1	5	3	0	1	0	0	0	
2. 2012	1	5	7	7	8	9	9	10	10	10
3. 2013	XXX	1	3	5	5	5	6	6	6	6
4. 2014	XXX	XXX	6	6	6	7	7	7	7	7
5. 2015	XXX	XXX	XXX	2	6	10	10	12	12	13
6. 2016	XXX	XXX	XXX	XXX	2	3	4	7	7	8
7. 2017	XXX	XXX	XXX	XXX	XXX	1	8	12	16	17
8. 2018	XXX	XXX	XXX	XXX	XXX	XXX	4	9	12	15
9. 2019	XXX	XXX	XXX	XXX	XXX	XXX	XXX	4	11	15
10. 2020	XXX	XXX	XXX	XXX	XXX	XXX	XXX	XXX	4	9
11. 2021	XXX	XXX	XXX	XXX	XXX	XXX	XXX	XXX	XXX	9

SECTION 2A

Years in Years in Which Premiums Were Earned and Losses Were Incurred	NUMBER OF CLAIMS OUTSTANDING DIRECT AND ASSUMED AT YEAR END									
	1	2	3	4	5	6	7	8	9	10
	2012	2013	2014	2015	2016	2017	2018	2019	2020	2021
1. Prior	10	11	6	0	0	0	0	0	0	
2. 2012	8	5	4	4	3	1	1	0	0	
3. 2013	XXX	2	3	5	3	2	1	1	1	1
4. 2014	XXX	XXX	0	0	0	1	0	0	0	
5. 2015	XXX	XXX	XXX	15	11	1	1	0	0	
6. 2016	XXX	XXX	XXX	XXX	3	2	3	0	1	
7. 2017	XXX	XXX	XXX	XXX	XXX	12	8	4	2	
8. 2018	XXX	XXX	XXX	XXX	XXX	XXX	11	4	5	2
9. 2019	XXX	XXX	XXX	XXX	XXX	XXX	XXX	11	10	7
10. 2020	XXX	XXX	XXX	XXX	XXX	XXX	XXX	XXX	7	8
11. 2021	XXX	XXX	XXX	XXX	XXX	XXX	XXX	XXX	XXX	19

SECTION 3A

Years in Years in Which Premiums Were Earned and Losses Were Incurred	CUMULATIVE NUMBER OF CLAIMS REPORTED DIRECT AND ASSUMED AT YEAR END									
	1	2	3	4	5	6	7	8	9	10
	2012	2013	2014	2015	2016	2017	2018	2019	2020	2021
1. Prior	6	7	2	0	0	2	0	0	0	0
2. 2012	17	22	25	25	25	25	25	25	25	25
3. 2013	XXX	7	12	16	18	18	18	19	19	19
4. 2014	XXX	XXX	10	11	11	13	13	13	13	13
5. 2015	XXX	XXX	XXX	21	26	28	28	29	29	30
6. 2016	XXX	XXX	XXX	XXX	7	8	12	13	14	14
7. 2017	XXX	XXX	XXX	XXX	XXX	15	25	29	32	32
8. 2018	XXX	XXX	XXX	XXX	XXX	XXX	17	20	25	25
9. 2019	XXX	XXX	XXX	XXX	XXX	XXX	XXX	20	28	32
10. 2020	XXX	XXX	XXX	XXX	XXX	XXX	XXX	XXX	12	22
11. 2021	XXX	XXX	XXX	XXX	XXX	XXX	XXX	XXX	XXX	31

Schedule P - Part 5H - Other Liability - Claims-Made - Section 1B

N O N E

Schedule P - Part 5H - Other Liability - Claims-Made - Section 2B

N O N E

Schedule P - Part 5H - Other Liability - Claims-Made - Section 3B

N O N E

Schedule P - Part 5R - Products Liability - Occurrence - Section 1A

N O N E

Schedule P - Part 5R - Products Liability - Occurrence - Section 2A

N O N E

Schedule P - Part 5R - Products Liability - Occurrence - Section 3A

N O N E

Schedule P - Part 5R - Products Liability - Claims-Made - Section 1B

N O N E

Schedule P - Part 5R - Products Liability - Claims-Made - Section 2B

N O N E

Schedule P - Part 5R - Products Liability - Claims-Made - Section 3B

N O N E

Schedule P - Part 5T - Warranty - Section 1

N O N E

Schedule P - Part 5T - Warranty - Section 2

N O N E

Schedule P - Part 5T - Warranty - Section 3

N O N E

Schedule P - Part 6C - Commercial Auto/Truck Liability/Medical - Section 1

N O N E

Schedule P - Part 6C - Commercial Auto/Truck Liability/Medical - Section 2

N O N E

Schedule P-Part 6D-Workers' Compensation (Excluding Excess Workers' Compensation)-Section 1

N O N E

Schedule P-Part 6D-Workers' Compensation (Excluding Excess Workers' Compensation)-Section 2

N O N E

ANNUAL STATEMENT FOR THE YEAR 2021 OF THE Narragansett Bay Insurance Company
SCHEDULE P - PART 6E - COMMERCIAL MULTIPLE PERIL
SECTION 1

Years in Which Premiums Were Earned and Losses Were Incurred	CUMULATIVE PREMIUMS EARNED DIRECT AND ASSUMED AT YEAR END (\$000 OMITTED)										11 Current Year Premiums Earned
	1 2012	2 2013	3 2014	4 2015	5 2016	6 2017	7 2018	8 2019	9 2020	10 2021	
1. Prior.....	0	0	0	0	0	0	0	0	0	0	
2. 2012.....	0	0	0	0	0	0	0	0	0	0	
3. 2013.....	XXX	0	0	0	0	0	0	0	0	0	
4. 2014.....	XXX	XXX	0	0	0	0	0	0	0	0	
5. 2015.....	XXX	XXX	XXX	0	0	0	0	0	0	0	
6. 2016.....	XXX	XXX	XXX	XXX	0	0	0	0	0	0	
7. 2017.....	XXX	XXX	XXX	XXX	XXX	0	0	0	0	0	
8. 2018.....	XXX	XXX	XXX	XXX	XXX	XXX	0	0	0	0	
9. 2019.....	XXX	XXX	XXX	XXX	XXX	XXX	XXX	0	0	0	
10. 2020.....	XXX	XXX	XXX	XXX	XXX	XXX	XXX	XXX	895	895	
11. 2021.....	XXX	XXX	XXX	XXX	XXX	XXX	XXX	XXX	XXX	2,188	2,188
12. Totals.....	XXX	XXX	XXX	XXX	XXX	XXX	XXX	XXX	XXX	XXX	2,188
13. Earned Premiums (Sch P-Pt. 1)	0	0	0	0	0	0	0	86	895	2,188	XXX

SECTION 2

Years in Which Premiums Were Earned and Losses Were Incurred	CUMULATIVE PREMIUMS EARNED CEDED AT YEAR END (\$000 OMITTED)										11 Current Year Premiums Earned
	1 2012	2 2013	3 2014	4 2015	5 2016	6 2017	7 2018	8 2019	9 2020	10 2021	
1. Prior.....	0	0	0	0	0	0	0	0	0	0	
2. 2012.....	0	0	0	0	0	0	0	0	0	0	
3. 2013.....	XXX	0	0	0	0	0	0	0	0	0	
4. 2014.....	XXX	XXX	0	0	0	0	0	0	0	0	
5. 2015.....	XXX	XXX	XXX	0	0	0	0	0	0	0	
6. 2016.....	XXX	XXX	XXX	XXX	0	0	0	0	0	0	
7. 2017.....	XXX	XXX	XXX	XXX	XXX	0	0	0	0	0	
8. 2018.....	XXX	XXX	XXX	XXX	XXX	XXX	0	0	0	0	
9. 2019.....	XXX	XXX	XXX	XXX	XXX	XXX	XXX	0	0	0	
10. 2020.....	XXX	XXX	XXX	XXX	XXX	XXX	XXX	XXX	189	189	
11. 2021.....	XXX	XXX	XXX	XXX	XXX	XXX	XXX	XXX	XXX	949	949
12. Totals.....	XXX	XXX	XXX	XXX	XXX	XXX	XXX	XXX	XXX	XXX	949
13. Earned Premiums (Sch P-Pt. 1)	0	0	0	0	0	0	0	0	189	949	XXX

SCHEDULE P - PART 6H - OTHER LIABILITY - OCCURRENCE
SECTION 1A

Years in Which Premiums Were Earned and Losses Were Incurred	CUMULATIVE PREMIUMS EARNED DIRECT AND ASSUMED AT YEAR END (\$000 OMITTED)										11 Current Year Premiums Earned
	1 2012	2 2013	3 2014	4 2015	5 2016	6 2017	7 2018	8 2019	9 2020	10 2021	
1. Prior.....	0	0	0	0	0	0	0	0	0	0	
2. 2012.....	0	0	0	0	0	0	0	0	0	0	
3. 2013.....	XXX	0	0	0	0	0	0	0	0	0	
4. 2014.....	XXX	XXX	0	0	0	0	0	0	0	0	
5. 2015.....	XXX	XXX	XXX	0	0	0	0	0	0	0	
6. 2016.....	XXX	XXX	XXX	XXX	0	0	0	0	0	0	
7. 2017.....	XXX	XXX	XXX	XXX	XXX	0	0	0	0	0	
8. 2018.....	XXX	XXX	XXX	XXX	XXX	XXX	0	0	0	0	
9. 2019.....	XXX	XXX	XXX	XXX	XXX	XXX	XXX	2,733	2,733	2,733	
10. 2020.....	XXX	XXX	XXX	XXX	XXX	XXX	XXX	XXX	3,728	3,728	
11. 2021.....	XXX	XXX	XXX	XXX	XXX	XXX	XXX	XXX	XXX	5,125	5,125
12. Totals.....	XXX	XXX	XXX	XXX	XXX	XXX	XXX	XXX	XXX	XXX	5,125
13. Earned Premiums (Sch P-Pt. 1)	1,553	1,834	1,839	1,894	2,006	2,084	1,225	2,733	3,728	5,125	XXX

SECTION 2A

Years in Which Premiums Were Earned and Losses Were Incurred	CUMULATIVE PREMIUMS EARNED CEDED AT YEAR END (\$000 OMITTED)										11 Current Year Premiums Earned
	1 2012	2 2013	3 2014	4 2015	5 2016	6 2017	7 2018	8 2019	9 2020	10 2021	
1. Prior.....	0	0	0	0	0	0	0	0	0	0	
2. 2012.....	0	0	0	0	0	0	0	0	0	0	
3. 2013.....	XXX	0	0	0	0	0	0	0	0	0	
4. 2014.....	XXX	XXX	0	0	0	0	0	0	0	0	
5. 2015.....	XXX	XXX	XXX	0	0	0	0	0	0	0	
6. 2016.....	XXX	XXX	XXX	XXX	0	0	0	0	0	0	
7. 2017.....	XXX	XXX	XXX	XXX	XXX	0	0	0	0	0	
8. 2018.....	XXX	XXX	XXX	XXX	XXX	XXX	0	0	0	0	
9. 2019.....	XXX	XXX	XXX	XXX	XXX	XXX	XXX	1,970	1,970	1,970	
10. 2020.....	XXX	XXX	XXX	XXX	XXX	XXX	XXX	XXX	2,387	2,387	
11. 2021.....	XXX	XXX	XXX	XXX	XXX	XXX	XXX	XXX	XXX	3,518	3,518
12. Totals.....	XXX	XXX	XXX	XXX	XXX	XXX	XXX	XXX	XXX	XXX	3,518
13. Earned Premiums (Sch P-Pt. 1)	1,284	1,526	1,131	1,255	1,950	1,866	1,677	1,970	2,387	3,518	XXX

Schedule P - Part 6H - Other Liability - Claims-Made - Section 1B

N O N E

Schedule P - Part 6H - Other Liability - Claims-Made - Section 2B

N O N E

Schedule P - Part 6M - International - Section 1

N O N E

Schedule P - Part 6M - International - Section 2

N O N E

Schedule P - Part 6N- Reinsurance A - Nonproportional Assumed Property - Section 1

N O N E

Schedule P - Part 6N- Reinsurance A - Nonproportional Assumed Property - Section 2

N O N E

Schedule P - Part 6O - Reinsurance B - Nonproportional Liability - Section 1

N O N E

Schedule P - Part 6O - Reinsurance B - Nonproportional Assumed Liability - Section 2

N O N E

Schedule P - Part 6R - Products Liability - Occurrence - Section 1A

N O N E

Schedule P - Part 6R - Products Liability - Occurrence - Section 2A

N O N E

Schedule P - Part 6R - Products Liability - Claims-Made - Section 1B

N O N E

Schedule P - Part 6R - Products Liability - Claims-Made - Section 2B

N O N E

ANNUAL STATEMENT FOR THE YEAR 2021 OF THE Narragansett Bay Insurance Company
SCHEDULE P - PART 7A - PRIMARY LOSS SENSITIVE CONTRACTS (\$000 OMITTED)

SECTION 1

Schedule P - Part 1	1 Total Net Losses and Expenses Unpaid	2 Net Losses and Expenses Unpaid on Loss Sensitive Contracts	3 Loss Sensitive as Percentage of Total	4 Total Net Premiums Written	5 Net Premiums Written on Loss Sensitive Contracts	6 Loss Sensitive as Percentage of Total
1. Homeowners/Farmowners	32,113		0.0	130,504		0.0
2. Private Passenger Auto Liability/ Medical			0.0	0		0.0
3. Commercial Auto/Truck Liability/ Medical			0.0	0		0.0
4. Workers' Compensation			0.0	0		0.0
5. Commercial Multiple Peril	430		0.0	1,557		0.0
6. Medical Professional Liability - Occurrence			0.0	0		0.0
7. Medical Professional Liability - Claims - Made			0.0	0		0.0
8. Special Liability	118		0.0	5,803		0.0
9. Other Liability - Occurrence	2,190		0.0	1,836		0.0
10. Other Liability - Claims-Made			0.0	0		0.0
11. Special Property	1,146		0.0	15,287		0.0
12. Auto Physical Damage			0.0	0		0.0
13. Fidelity/Surety			0.0	0		0.0
14. Other			0.0	0		0.0
15. International			0.0	0		0.0
16. Reinsurance - Nonproportional Assumed Property	XXX	XXX	XXX	XXX	XXX	XXX
17. Reinsurance - Nonproportional Assumed Liability	XXX	XXX	XXX	XXX	XXX	XXX
18. Reinsurance - Nonproportional Assumed Financial Lines	XXX	XXX	XXX	XXX	XXX	XXX
19. Products Liability - Occurrence			0.0	0		0.0
20. Products Liability - Claims-Made			0.0	0		0.0
21. Financial Guaranty/Mortgage Guaranty			0.0	0		0.0
22. Warranty			0.0	0		0.0
23. Totals	35,997	0	0.0	154,987	0	0.0

SECTION 2

Years in Which Policies Were Issued	INCURRED LOSSES AND DEFENSE AND COST CONTAINMENT EXPENSES REPORTED AT YEAR END (\$000 OMITTED)									
	1	2	3	4	5	6	7	8	9	10
	2012	2013	2014	2015	2016	2017	2018	2019	2020	2021
1. Prior	0	0	0	0	0	0	0	0	0	0
2. 2012	0	0	0	0	0	0	0	0	0	0
3. 2013	XXX	0	0	0	0	0	0	0	0	0
4. 2014	XXX	XXX	0	0	0	0	0	0	0	0
5. 2015	XXX	XXX	XXX	0	0	0	0	0	0	0
6. 2016	XXX	XXX	XXX	XXX	0	0	0	0	0	0
7. 2017	XXX	XXX	XXX	XXX	XXX	0	0	0	0	0
8. 2018	XXX	XXX	XXX	XXX	XXX	XXX	0	0	0	0
9. 2019	XXX	XXX	XXX	XXX	XXX	XXX	XXX	0	0	0
10. 2020	XXX	XXX	XXX	XXX	XXX	XXX	XXX	XXX	0	0
11. 2021	XXX	XXX	XXX	XXX	XXX	XXX	XXX	XXX	XXX	0

SECTION 3

Years in Which Policies Were Issued	BULK AND INCURRED BUT NOT REPORTED RESERVES FOR LOSSES AND DEFENSE AND COST CONTAINMENT EXPENSES AT YEAR END (\$000 OMITTED)									
	1	2	3	4	5	6	7	8	9	10
	2012	2013	2014	2015	2016	2017	2018	2019	2020	2021
1. Prior	0	0	0	0	0	0	0	0	0	0
2. 2012	0	0	0	0	0	0	0	0	0	0
3. 2013	XXX	0	0	0	0	0	0	0	0	0
4. 2014	XXX	XXX	0	0	0	0	0	0	0	0
5. 2015	XXX	XXX	XXX	0	0	0	0	0	0	0
6. 2016	XXX	XXX	XXX	XXX	0	0	0	0	0	0
7. 2017	XXX	XXX	XXX	XXX	XXX	0	0	0	0	0
8. 2018	XXX	XXX	XXX	XXX	XXX	XXX	0	0	0	0
9. 2019	XXX	XXX	XXX	XXX	XXX	XXX	XXX	0	0	0
10. 2020	XXX	XXX	XXX	XXX	XXX	XXX	XXX	XXX	0	0
11. 2021	XXX	XXX	XXX	XXX	XXX	XXX	XXX	XXX	XXX	0

ANNUAL STATEMENT FOR THE YEAR 2021 OF THE Narragansett Bay Insurance Company
SCHEDULE P - PART 7A - PRIMARY LOSS SENSITIVE CONTRACTS (Continued)

SECTION 4

Years in Which Policies Were Issued	NET EARNED PREMIUMS REPORTED AT YEAR END (\$000 OMITTED)									
	1	2	3	4	5	6	7	8	9	10
	2012	2013	2014	2015	2016	2017	2018	2019	2020	2021
1. Prior	.0	.0	.0	.0	.0	.0	.0	.0	.0	.0
2. 2012	.0	.0	.0	.0	.0	.0	.0	.0	.0	.0
3. 2013	.XXX	.0	.0	.0	.0	.0	.0	.0	.0	.0
4. 2014	.XXX	.XXX	.0	.0	.0	.0	.0	.0	.0	.0
5. 2015	.XXX	.XXX	.XXX	.0	.0	.0	.0	.0	.0	.0
6. 2016	.XXX	.XXX	.XXX	.XXX	.0	.0	.0	.0	.0	.0
7. 2017	.XXX	.XXX	.XXX	.XXX	.XXX	.0	.0	.0	.0	.0
8. 2018	.XXX	.XXX	.XXX	.XXX	.XXX	.XXX	.0	.0	.0	.0
9. 2019	.XXX	.XXX	.XXX	.XXX	.XXX	.XXX	.XXX	.0	.0	.0
10. 2020	.XXX	.XXX	.XXX	.XXX	.XXX	.XXX	.XXX	.XXX	.0	.0
11. 2021	.XXX	.XXX	.XXX	.XXX	.XXX	.XXX	.XXX	.XXX	.XXX	.XXX

SECTION 5

Years in Which Policies Were Issued	NET RESERVE FOR PREMIUM ADJUSTMENTS AND ACCRUED RETROSPECTIVE PREMIUMS AT YEAR END (\$000 OMITTED)									
	1	2	3	4	5	6	7	8	9	10
	2012	2013	2014	2015	2016	2017	2018	2019	2020	2021
1. Prior	.0	.0	.0	.0	.0	.0	.0	.0	.0	.0
2. 2012	.0	.0	.0	.0	.0	.0	.0	.0	.0	.0
3. 2013	.XXX	.0	.0	.0	.0	.0	.0	.0	.0	.0
4. 2014	.XXX	.XXX	.0	.0	.0	.0	.0	.0	.0	.0
5. 2015	.XXX	.XXX	.XXX	.0	.0	.0	.0	.0	.0	.0
6. 2016	.XXX	.XXX	.XXX	.XXX	.0	.0	.0	.0	.0	.0
7. 2017	.XXX	.XXX	.XXX	.XXX	.XXX	.0	.0	.0	.0	.0
8. 2018	.XXX	.XXX	.XXX	.XXX	.XXX	.XXX	.0	.0	.0	.0
9. 2019	.XXX	.XXX	.XXX	.XXX	.XXX	.XXX	.XXX	.0	.0	.0
10. 2020	.XXX	.XXX	.XXX	.XXX	.XXX	.XXX	.XXX	.XXX	.0	.0
11. 2021	.XXX	.XXX	.XXX	.XXX	.XXX	.XXX	.XXX	.XXX	.XXX	.XXX

ANNUAL STATEMENT FOR THE YEAR 2021 OF THE Narragansett Bay Insurance Company
SCHEDULE P - PART 7B - REINSURANCE LOSS SENSITIVE CONTRACTS (\$000 OMITTED)

SECTION 1

Schedule P - Part 1	1 Total Net Losses and Expenses Unpaid	2 Net Losses and Expenses Unpaid on Loss Sensitive Contracts	3 Loss Sensitive as Percentage of Total	4 Total Net Premiums Written	5 Net Premiums Written on Loss Sensitive Contracts	6 Loss Sensitive as Percentage of Total
1. Homeowners/Farmowners	32,113		0.0	130,504		0.0
2. Private Passenger Auto Liability/Medical			0.0	0		0.0
3. Commercial Auto/Truck Liability/Medical			0.0	0		0.0
4. Workers' Compensation			0.0	0		0.0
5. Commercial Multiple Peril	430		0.0	1,557		0.0
6. Medical Professional Liability - Occurrence			0.0	0		0.0
7. Medical Professional Liability - Claims - Made			0.0	0		0.0
8. Special Liability	118		0.0	5,803		0.0
9. Other Liability - Occurrence	2,190		0.0	1,836		0.0
10. Other Liability - Claims-Made			0.0	0		0.0
11. Special Property	1,146		0.0	15,287		0.0
12. Auto Physical Damage			0.0	0		0.0
13. Fidelity/Surety			0.0	0		0.0
14. Other			0.0	0		0.0
15. International			0.0	0		0.0
16. Reinsurance - Nonproportional Assumed Property			0.0	0		0.0
17. Reinsurance - Nonproportional Assumed Liability			0.0	0		0.0
18. Reinsurance - Nonproportional Assumed Financial Lines			0.0	0		0.0
19. Products Liability - Occurrence			0.0	0		0.0
20. Products Liability - Claims-Made			0.0	0		0.0
21. Financial Guaranty/Mortgage Guaranty			0.0	0		0.0
22. Warranty			0.0	0		0.0
23. Totals	35,997	0	0.0	154,987	0	0.0

SECTION 2

Years in Which Policies Were Issued	INCURRED LOSSES AND DEFENSE AND COST CONTAINMENT EXPENSES REPORTED AT YEAR END (\$000 OMITTED)									
	1	2	3	4	5	6	7	8	9	10
	2012	2013	2014	2015	2016	2017	2018	2019	2020	2021
1. Prior	0	0	0	0	0	0	0	0	0	0
2. 2012	0	0	0	0	0	0	0	0	0	0
3. 2013	XXX	0	0	0	0	0	0	0	0	0
4. 2014	XXX	XXX	0	0	0	0	0	0	0	0
5. 2015	XXX	XXX	XXX	0	0	0	0	0	0	0
6. 2016	XXX	XXX	XXX	XXX	0	0	0	0	0	0
7. 2017	XXX	XXX	XXX	XXX	XXX	0	0	0	0	0
8. 2018	XXX	XXX	XXX	XXX	XXX	XXX	0	0	0	0
9. 2019	XXX	XXX	XXX	XXX	XXX	XXX	XXX	0	0	0
10. 2020	XXX	XXX	XXX	XXX	XXX	XXX	XXX	XXX	0	0
11. 2021	XXX	XXX	XXX	XXX	XXX	XXX	XXX	XXX	XXX	0

SECTION 3

Years in Which Policies Were Issued	BULK AND INCURRED BUT NOT REPORTED RESERVES FOR LOSSES AND DEFENSE AND COST CONTAINMENT EXPENSES AT YEAR END (\$000 OMITTED)									
	1	2	3	4	5	6	7	8	9	10
	2012	2013	2014	2015	2016	2017	2018	2019	2020	2021
1. Prior	0	0	0	0	0	0	0	0	0	0
2. 2012	0	0	0	0	0	0	0	0	0	0
3. 2013	XXX	0	0	0	0	0	0	0	0	0
4. 2014	XXX	XXX	0	0	0	0	0	0	0	0
5. 2015	XXX	XXX	XXX	0	0	0	0	0	0	0
6. 2016	XXX	XXX	XXX	XXX	0	0	0	0	0	0
7. 2017	XXX	XXX	XXX	XXX	XXX	0	0	0	0	0
8. 2018	XXX	XXX	XXX	XXX	XXX	XXX	0	0	0	0
9. 2019	XXX	XXX	XXX	XXX	XXX	XXX	XXX	0	0	0
10. 2020	XXX	XXX	XXX	XXX	XXX	XXX	XXX	XXX	0	0
11. 2021	XXX	XXX	XXX	XXX	XXX	XXX	XXX	XXX	XXX	0

ANNUAL STATEMENT FOR THE YEAR 2021 OF THE Narragansett Bay Insurance Company
SCHEDULE P - PART 7B - REINSURANCE LOSS SENSITIVE CONTRACTS (Continued)

SECTION 4

Years in Which Policies Were Issued	NET EARNED PREMIUMS REPORTED AT YEAR END (\$000 OMITTED)									
	1	2	3	4	5	6	7	8	9	10
	2012	2013	2014	2015	2016	2017	2018	2019	2020	2021
1. Prior	0	0	0	0	0	0	0	0	0	0
2. 2012	0	0	0	0	0	0	0	0	0	0
3. 2013	XXX	0	0	0	0	0	0	0	0	0
4. 2014	XXX	XXX	0	0	0	0	0	0	0	0
5. 2015	XXX	XXX	XXX	0	0	0	0	0	0	0
6. 2016	XXX	XXX	XXX	XXX	0	0	0	0	0	0
7. 2017	XXX	XXX	XXX	XXX	XXX	0	0	0	0	0
8. 2018	XXX	XXX	XXX	XXX	XXX	XXX	0	0	0	0
9. 2019	XXX	XXX	XXX	XXX	XXX	XXX	XXX	0	0	0
10. 2020	XXX	XXX	XXX	XXX	XXX	XXX	XXX	XXX	0	0
11. 2021	XXX	XXX	XXX	XXX	XXX	XXX	XXX	XXX	XXX	XXX

SECTION 5

Years in Which Policies Were Issued	NET RESERVE FOR PREMIUM ADJUSTMENTS AND ACCRUED RETROSPECTIVE PREMIUMS AT YEAR END (\$000 OMITTED)									
	1	2	3	4	5	6	7	8	9	10
	2012	2013	2014	2015	2016	2017	2018	2019	2020	2021
1. Prior	0	0	0	0	0	0	0	0	0	0
2. 2012	0	0	0	0	0	0	0	0	0	0
3. 2013	XXX	0	0	0	0	0	0	0	0	0
4. 2014	XXX	XXX	0	0	0	0	0	0	0	0
5. 2015	XXX	XXX	XXX	0	0	0	0	0	0	0
6. 2016	XXX	XXX	XXX	XXX	0	0	0	0	0	0
7. 2017	XXX	XXX	XXX	XXX	XXX	0	0	0	0	0
8. 2018	XXX	XXX	XXX	XXX	XXX	XXX	0	0	0	0
9. 2019	XXX	XXX	XXX	XXX	XXX	XXX	XXX	0	0	0
10. 2020	XXX	XXX	XXX	XXX	XXX	XXX	XXX	XXX	0	0
11. 2021	XXX	XXX	XXX	XXX	XXX	XXX	XXX	XXX	XXX	XXX

SECTION 6

Years in Which Policies Were Issued	INCURRED ADJUSTABLE COMMISSIONS REPORTED AT YEAR END (\$000 OMITTED)									
	1	2	3	4	5	6	7	8	9	10
	2012	2013	2014	2015	2016	2017	2018	2019	2020	2021
1. Prior	0	0	0	0	0	0	0	0	0	0
2. 2012	0	0	0	0	0	0	0	0	0	0
3. 2013	XXX	0	0	0	0	0	0	0	0	0
4. 2014	XXX	XXX	0	0	0	0	0	0	0	0
5. 2015	XXX	XXX	XXX	0	0	0	0	0	0	0
6. 2016	XXX	XXX	XXX	XXX	0	0	0	0	0	0
7. 2017	XXX	XXX	XXX	XXX	XXX	0	0	0	0	0
8. 2018	XXX	XXX	XXX	XXX	XXX	XXX	0	0	0	0
9. 2019	XXX	XXX	XXX	XXX	XXX	XXX	XXX	0	0	0
10. 2020	XXX	XXX	XXX	XXX	XXX	XXX	XXX	XXX	0	0
11. 2021	XXX	XXX	XXX	XXX	XXX	XXX	XXX	XXX	XXX	XXX

SECTION 7

Years in Which Policies Were Issued	RESERVES FOR COMMISSION ADJUSTMENTS AT YEAR END (\$000 OMITTED)									
	1	2	3	4	5	6	7	8	9	10
	2012	2013	2014	2015	2016	2017	2018	2019	2020	2021
1. Prior	0	0	0	0	0	0	0	0	0	0
2. 2012	0	0	0	0	0	0	0	0	0	0
3. 2013	XXX	0	0	0	0	0	0	0	0	0
4. 2014	XXX	XXX	0	0	0	0	0	0	0	0
5. 2015	XXX	XXX	XXX	0	0	0	0	0	0	0
6. 2016	XXX	XXX	XXX	XXX	0	0	0	0	0	0
7. 2017	XXX	XXX	XXX	XXX	XXX	0	0	0	0	0
8. 2018	XXX	XXX	XXX	XXX	XXX	XXX	0	0	0	0
9. 2019	XXX	XXX	XXX	XXX	XXX	XXX	XXX	0	0	0
10. 2020	XXX	XXX	XXX	XXX	XXX	XXX	XXX	XXX	0	0
11. 2021	XXX	XXX	XXX	XXX	XXX	XXX	XXX	XXX	XXX	XXX

ANNUAL STATEMENT FOR THE YEAR 2021 OF THE Narragansett Bay Insurance Company

SCHEDULE P INTERROGATORIES

1. The following questions relate to yet-to-be-issued Extended Reporting Endorsements (EREs) arising from Death, Disability, or Retirement (DDR) provisions in Medical Professional Liability Claims Made insurance policies. EREs provided for reasons other than DDR are not to be included.
- 1.1 Does the company issue Medical Professional Liability Claims Made insurance policies that provide tail (also known as an extended reporting endorsement, or "ERE") benefits in the event of Death, Disability, or Retirement (DDR) at a reduced charge or at no additional cost? Yes [] No [X]
 If the answer to question 1.1 is "no", leave the following questions blank. If the answer to question 1.1 is "yes", please answer the following questions:
- 1.2 What is the total amount of the reserve for that provision (DDR Reserve), as reported, explicitly or not, elsewhere in this statement (in dollars)? \$
- 1.3 Does the company report any DDR reserve as Unearned Premium Reserve per SSAP #65? Yes [] No [X]
- 1.4 Does the company report any DDR reserve as loss or loss adjustment expense reserve? Yes [] No [X]
- 1.5 If the company reports DDR reserve as Unearned Premium Reserve, does that amount match the figure on the Underwriting and Investment Exhibit, Part 1A - Recapitulation of all Premiums (Page 7) Column 2, Lines 11.1 plus 11.2? Yes [] No [] N/A [X]
- 1.6 If the company reports DDR reserve as loss or loss adjustment expense reserve, please complete the following table corresponding to where these reserves are reported in Schedule P:

Years in Which Premiums Were Earned and Losses Were Incurred	DDR Reserve Included in Schedule P, Part 1F, Medical Professional Liability Column 24: Total Net Losses and Expenses Unpaid	
	1 Section 1: Occurrence	2 Section 2: Claims-Made
1.601 Prior		
1.602 2012		
1.603 2013		
1.604 2014		
1.605 2015		
1.606 2016		
1.607 2017		
1.608 2018		
1.609 2019		
1.610 2020		
1.611 2021		
1.612 Totals	0	0

2. The definition of allocated loss adjustment expenses (ALAE) and, therefore, unallocated loss adjustment expenses (ULAE) was changed effective January 1, 1998. This change in definition applies to both paid and unpaid expenses. Are these expenses (now reported as "Defense and Cost Containment" and "Adjusting and Other") reported in compliance with these definitions in this statement? Yes [X] No []
3. The Adjusting and Other expense payments and reserves should be allocated to the years in which the losses were incurred based on the number of claims reported, closed and outstanding in those years. When allocating Adjusting and Other expense between companies in a group or a pool, the Adjusting and Other expense should be allocated in the same percentage used for the loss amounts and the claim counts. For reinsurers, Adjusting and Other expense assumed should be reported according to the reinsurance contract. For Adjusting and Other expense incurred by reinsurers, or in those situations where suitable claim count information is not available, Adjusting and Other expense should be allocated by a reasonable method determined by the company and described in Interrogatory 7, below. Are they so reported in this Statement? Yes [X] No []
4. Do any lines in Schedule P include reserves that are reported gross of any discount to present value of future payments, and that are reported net of such discounts on Page 10? Yes [] No [X]
- If yes, proper disclosure must be made in the Notes to Financial Statements, as specified in the Instructions. Also, the discounts must be reported in Schedule P - Part 1, Columns 32 and 33. Schedule P must be completed gross of non-tabular discounting. Work papers relating to discount calculations must be available for examination upon request.
 Discounting is allowed only if expressly permitted by the state insurance department to which this Annual Statement is being filed.
5. What were the net premiums in force at the end of the year for:
 (in thousands of dollars) 5.1 Fidelity
5.2 Surety
6. Claim count information is reported per claim or per claimant (Indicate which) per claim.....
 If not the same in all years, explain in Interrogatory 7.
- 7.1 The information provided in Schedule P will be used by many persons to estimate the adequacy of the current loss and expense reserves, among other things. Are there any especially significant events, coverage, retention or accounting changes that have occurred that must be considered when making such analyses? Yes [X] No []
- 7.2 (An extended statement may be attached.)
 Claim count definition changed from per coverage to per claim beginning with accident year 2018.

Schedule T - Part 2 - Interstate Compact

N O N E

ANNUAL STATEMENT FOR THE YEAR 2021 OF THE Narragansett Bay Insurance Company

SCHEDULE Y

PART 1A - DETAIL OF INSURANCE HOLDING COMPANY SYSTEM

1	2	3	4	5	6	7	8	9	10	11	12	13	14	15	16
Group Code	Group Name	NAIC Company Code	ID Number	Federal RSSD	CIK	Name of Securities Exchange if Publicly Traded (U.S. or International)	Names of Parent, Subsidiaries Or Affiliates	Domiciliary Location	Relationship to Reporting Entity	Directly Controlled by (Name of Entity/Person)	Type of Control (Ownership, Board, Management, Attorney-in-Fact, Influence, Other)	If Control is Ownership Provide Percentage	Ultimate Controlling Entity(ies)/Person(s)	Is an SCA Filing Required? (Yes/No)	*
.0000		.00000			0001598665	NYSE	Heritage Insurance Holdings, Inc.	DE	UDP	Board of Directors	Board of Directors	0.000		NO	0
.4861	Heritage Ins Holdings Grp	.14407	46-0694063 46-0614061 46-0711647 90-0917421 98-1109773 80-0904526				Heritage Property & Casualty Insurance Company Heritage MGA, LLC Heritage Insurance Claims, LLC Contractors' Alliance Network, LLC Osprey Re LTD. Skye Lane Properties, LLC	FL FL FL FL BMU FL	RE NIA NIA NIA NIA NIA	Heritage Insurance Holdings, Inc. Heritage Insurance Holdings, Inc. Heritage Insurance Holdings, Inc. Heritage Insurance Holdings, Inc. Heritage Insurance Holdings, Inc. Heritage Insurance Holdings, Inc.	Ownership Ownership Ownership Ownership Ownership Ownership	100.000 100.000 100.000 100.000 100.000 100.000	Heritage Insurance Holdings, Inc. Heritage Insurance Holdings, Inc. Heritage Insurance Holdings, Inc. Heritage Insurance Holdings, Inc. Heritage Insurance Holdings, Inc. Heritage Insurance Holdings, Inc.	NO NO NO NO NO NO	0 0 0 0 0 0
.4861	Heritage Ins Holdings Grp	.11026	99-0344514				Zephyr Insurance Company, Inc.	HI	IA	HI Holdins, Inc.	Ownership	100.000	Heritage Insurance Holdings, Inc.	NO	0
.0000		.00000	94-332555				HI Holdings, Inc.	HI	NIA	Zephyr Acquisition Company	Ownership	100.000	Heritage Insurance Holdings, Inc.	NO	0
.0000		.00000	27-0818506				Zephyr Acquisition Company	DE	NIA	Heritage Insurance Holdings, Inc.	Ownership	100.000	Heritage Insurance Holdings, Inc.	NO	0
.0000		.00000	26-1736008				NBIC Holdings, Inc.	DE	NIA	Heritage Insurance Holdings, Inc.	Ownership	100.000	Heritage Insurance Holdings, Inc.	NO	0
.0000		.00000	20-3179005				NBIC Financial Holdings, Inc.	RI	NIA	NBIC Holdings, Inc.	Ownership	100.000	Heritage Insurance Holdings, Inc.	NO	0
.0000		.00000	26-3867627				NBIC Service Company, Inc.	RI	NIA	NBIC Holdings, Inc.	Ownership	100.000	Heritage Insurance Holdings, Inc.	NO	0
.4861	Heritage Ins Holdings Grp	.43001	05-0394576				Narragansett Bay Insurance Company	RI	IA	NBIC Financial Holdings, Inc.	Ownership	100.000	Heritage Insurance Holdings, Inc.	NO	0
.4861	Heritage Ins Holdings Grp	.14931	05-0197250				Pawtucket Insurance Company	RI	IA	Narragansett Bay Insurance Company	Ownership	100.000	Heritage Insurance Holdings, Inc.	NO	0

Asterisk	Explanation
----------	-------------

ANNUAL STATEMENT FOR THE YEAR 2021 OF THE Narragansett Bay Insurance Company

SCHEDULE Y

PART 2 - SUMMARY OF INSURER'S TRANSACTIONS WITH ANY AFFILIATES

1	2	3	4	5	6	7	8	9	10	11	12	13
NAIC Company Code	ID Number	Names of Insurers and Parent, Subsidiaries or Affiliates	Shareholder Dividends	Capital Contributions	Purchases, Sales or Exchanges of Loans, Securities, Real Estate, Mortgage Loans or Other Investments	Income/ (Disbursements) Incurred in Connection with Guarantees or Undertakings for the Benefit of any Affiliate(s)	Management Agreements and Service Contracts	Income/ (Disbursements) Incurred Under Reinsurance Agreements	*	Any Other Material Activity Not in the Ordinary Course of the Insurer's Business	Totals	Reinsurance Recoverable/ (Payable) on Losses and/or Reserve Credit Taken/(Liability)
14407	46-0694063	Heritage Property & Casualty Insurance Company		14,061,313	9,630,526		(172,044,850)	17,654,211			(130,698,800)	
	46-0614061	Heritage MGA, LLC					142,837,519				142,837,519	
	45-5338504	Heritage Insurance Holdings, Inc.		(14,061,313)	(3,584,752)		(14,867,122)				(32,513,187)	
	80-0904526	Skye Lane Properties, LLC					537,494				537,494	
	98-1109773	Osprey Re LTD.						(17,654,211)			(17,654,211)	
	90-0917421	Contractors' Alliance Network, LLC					76,016,035				76,016,035	
	80-0872052	First Access Insurance Group, LLC					163,983				163,983	
11026	99-0344514	Zephyr Insurance Company, Inc.	(6,847,682)				(4,676,169)				(11,523,851)	
	27-0818506	Zephyr Acquisition Company	6,847,682		(6,045,774)						801,908	
43001	05-0394576	Narragansett Bay Insurance Company					(72,856,408)				(72,856,408)	
14931	05-0197250	Pawtucket Insurance Company					(331,658)				(331,658)	
	26-3867627	NBIC Service Company, Inc.					45,221,177				45,221,177	
	26-1736008	NBIC Holdings, Inc.									0	
											0	
											0	
											0	
9999999	Control Totals		0	0	0	0	1	0	XXX	0	1	0

ANNUAL STATEMENT FOR THE YEAR 2021 OF THE Narragansett Bay Insurance Company

SCHEDULE Y

PART 3 - ULTIMATE CONTROLLING PARTY AND LISTING OF OTHER U.S. INSURANCE GROUPS OR ENTITIES UNDER THAT ULTIMATE CONTROLLING PARTY'S CONTROL

1 Insurers in Holding Company	2 Owners with Greater Than 10% Ownership	3 Ownership Percentage Column 2 of Column 1	4 Granted Disclaimer of Control/ Affiliation of Column 2 Over Column 1 (Yes/No)	5 Ultimate Controlling Party	6 U.S. Insurance Groups or Entities Controlled by Column 5	7 Ownership Percentage (Column 5 of Column 6)	8 Granted Disclaimer of Control/ Affiliation of Column 5 Over Column 6 (Yes/No)
Heritage Property & Casualty Insurance Company	Heritage Insurance Holdings, Inc.	100.000	.NO.....	Heritage Insurance Holdings, Inc.	Heritage Insurance Holdings, Inc.	100.000	.NO.....
Narragansett Bay Insurance Company	NBIC Financial Holdings, Inc.	100.000	.NO.....	Heritage Insurance Holdings, Inc.	Heritage Insurance Holdings, Inc.	100.000	.NO.....
Pawtucket Insurance Company	Narragansett Bay Insurance Company	100.000	.NO.....	Heritage Insurance Holdings, Inc.	Heritage Insurance Holdings, Inc.	100.000	.NO.....
Zephyr Insurance Company, Inc.	HI Holdings, Inc.	100.000	.NO.....	Heritage Insurance Holdings, Inc.	Heritage Insurance Holdings, Inc.	100.000	.NO.....
.....
.....
.....
.....
.....
.....
.....
.....
.....
.....
.....
.....
.....
.....
.....
.....
.....
.....
.....
.....

ANNUAL STATEMENT FOR THE YEAR 2021 OF THE Narragansett Bay Insurance Company
SUPPLEMENTAL EXHIBITS AND SCHEDULES INTERROGATORIES

The following supplemental reports are required to be filed as part of your statement filing unless specifically waived by the domiciliary state. However, in the event that your domiciliary state waives the filing requirement, your response of **WAIVED** to the specific interrogatory will be accepted in lieu of filing a "NONE" report and a bar code will be printed below. If the supplement is required of your company but is not being filed for whatever reason enter **SEE EXPLANATION** and provide an explanation following the interrogatory questions.

MARCH FILING

- | | |
|---|-----------|
| 1. Will an actuarial opinion be filed by March 1? | Responses |
| 2. Will the Supplemental Compensation Exhibit be filed with the state of domicile by March 1? | YES |
| 3. Will the confidential Risk-based Capital Report be filed with the NAIC by March 1? | YES |
| 4. Will the confidential Risk-based Capital Report be filed with the state of domicile, if required by March 1? | YES |

APRIL FILING

- | | |
|--|-----|
| 5. Will the Insurance Expense Exhibit be filed with the state of domicile and the NAIC by April 1? | YES |
| 6. Will Management's Discussion and Analysis be filed by April 1? | YES |
| 7. Will the Supplemental Investment Risk Interrogatories be filed by April 1? | YES |

MAY FILING

- | | |
|--|-----|
| 8. Will this company be included in a combined annual statement which is filed with the NAIC by May 1? | YES |
|--|-----|

JUNE FILING

- | | |
|--|-----|
| 9. Will an audited financial report be filed by June 1? | YES |
| 10. Will Accountant's Letter of Qualifications be filed with the state of domicile and electronically with the NAIC by June 1? | YES |

The following supplemental reports are required to be filed as part of your annual statement filing **if your company is engaged in the type of business covered by the supplement. However, in the event that your company does not transact the type of business for which the special report must be filed, your response of NO to the specific interrogatory will be accepted in lieu of filing a "NONE" report and a bar code will be printed below.** If the supplement is required of your company but is not being filed for whatever reason enter **SEE EXPLANATION** and provide an explanation following the interrogatory questions.

MARCH FILING

- | | |
|--|-----|
| 11. Will Schedule SIS (Stockholder Information Supplement) be filed with the state of domicile by March 1? | YES |
| 12. Will the Financial Guaranty Insurance Exhibit be filed by March 1? | NO |
| 13. Will the Medicare Supplement Insurance Experience Exhibit be filed with the state of domicile and the NAIC by March 1? | NO |
| 14. Will Supplement A to Schedule T (Medical Professional Liability Supplement) be filed by March 1? | NO |
| 15. Will the Trusteed Surplus Statement be filed with the state of domicile and the NAIC by March 1? | NO |
| 16. Will the Premiums Attributed to Protected Cells Exhibit be filed by March 1? | NO |
| 17. Will the Reinsurance Summary Supplemental Filing for General Interrogatory 9 be filed with the state of domicile and the NAIC by March 1? | NO |
| 18. Will the Medicare Part D Coverage Supplement be filed with the state of domicile and the NAIC by March 1? | NO |
| 19. Will the confidential Actuarial Opinion Summary be filed with the state of domicile, if required, by March 15 (or the date otherwise specified)? | YES |
| 20. Will the Reinsurance Attestation Supplement be filed with the state of domicile and the NAIC by March 1? | YES |
| 21. Will the Exceptions to the Reinsurance Attestation Supplement be filed with the state of domicile by March 1? | NO |
| 22. Will the Bail Bond Supplement be filed with the state of domicile and the NAIC by March 1? | NO |
| 23. Will the Director and Officer Insurance Coverage Supplement be filed with the state of domicile and the NAIC by March 1? | NO |
| 24. Will an approval from the reporting entity's state of domicile for relief related to the five-year rotation requirement for lead audit partner be filed electronically with the NAIC by March 1? | NO |
| 25. Will an approval from the reporting entity's state of domicile for relief related to the one-year cooling off period for independent CPA be filed electronically with the NAIC by March 1? | NO |
| 26. Will an approval from the reporting entity's state of domicile for relief related to the Requirements for Audit Committees be filed electronically with the NAIC by March 1? | NO |
| 27. Will the Supplemental Schedule for Reinsurance Counterparty Reporting Exception - Asbestos and Pollution Contracts be filed with the state of domicile and the NAIC by March 1? | NO |

APRIL FILING

- | | |
|--|-----|
| 28. Will the Credit Insurance Experience Exhibit be filed with the state of domicile and the NAIC by April 1? | NO |
| 29. Will the Long-term Care Experience Reporting Forms be filed with the state of domicile and the NAIC by April 1? | NO |
| 30. Will the Accident and Health Policy Experience Exhibit be filed by April 1? | NO |
| 31. Will the Supplemental Health Care Exhibit (Parts 1, 2 and 3) be filed with the state of domicile and the NAIC by April 1? | NO |
| 32. Will the regulator only (non-public) Supplemental Health Care Exhibit's Expense Allocation Report be filed with the state of domicile and the NAIC by April 1? | NO |
| 33. Will the Cybersecurity and Identity Theft Insurance Coverage Supplement be filed with the state of domicile and the NAIC by April 1? | NO |
| 34. Will the Life, Health & Annuity Guaranty Association Assessable Premium Exhibit - Parts 1 and 2 be filed with the state of domicile and the NAIC by April 1? | NO |
| 35. Will the Private Flood Insurance Supplement be filed with the state of domicile and the NAIC by April 1? | YES |
| 36. Will the Mortgage Guaranty Insurance Exhibit be filed with the state of domicile and the NAIC by April 1? | NO |






AUGUST FILING

- | | |
|--|-----|
| 37. Will Management's Report of Internal Control Over Financial Reporting be filed with the state of domicile by August 1? | YES |
|--|-----|
















Explanations:

- 12.
- 13.
- 14.
- 15.
- 16.
- 17.
- 18.
- 21.
- 22.
- 23.
- 24.
- 25.
- 26.
- 27.
- 28.
- 29.
- 30.
- 31.
- 32.
- 33.
- 34.
- 36.

Bar Codes:

- | | |
|--|--|
| 12. Financial Guaranty Insurance Exhibit [Document Identifier 240] |  |
| 13. Medicare Supplement Insurance Experience Exhibit [Document Identifier 360] |  |
| 14. Supplement A to Schedule T [Document Identifier 455] |  |
| 15. Trusteed Surplus Statement [Document Identifier 490] |  |
| 16. Premiums Attributed to Protected Cells Exhibit [Document Identifier 385] |  |
| 17. Reinsurance Summary Supplemental Filing [Document Identifier 401] |  |
| 18. Medicare Part D Coverage Supplement [Document Identifier 365] |  |

ANNUAL STATEMENT FOR THE YEAR 2021 OF THE Narragansett Bay Insurance Company
SUPPLEMENTAL EXHIBITS AND SCHEDULES INTERROGATORIES

- 21. Exceptions to the Reinsurance Attestation Supplement [Document Identifier 400] 
- 22. Bail Bond Supplement [Document Identifier 500] 
- 23. Director and Officer Insurance Coverage Supplement [Document Identifier 505] 
- 24. Relief from the five-year rotation requirement for lead audit partner [Document Identifier 224] 
- 25. Relief from the one-year cooling off period for independent CPA [Document Identifier 225] 
- 26. Relief from the Requirements for Audit Committees [Document Identifier 226] 
- 27. Reinsurance Counterparty Reporting Exception – Asbestos and Pollution Contracts [Document Identifier 555] 
- 28. Credit Insurance Experience Exhibit [Document Identifier 230] 
- 29. Long-Term Care Experience Reporting Forms [Document Identifier 306] 
- 30. Accident and Health Policy Experience Exhibit [Document Identifier 210] 
- 31. Supplemental Health Care Exhibit (Parts 1, 2 and 3) [Document Identifier 216] 
- 32. Supplemental Health Care Exhibit's Expense Allocation Report [Document Identifier 217] 
- 33. Cybersecurity and Identity Theft Insurance Coverage Supplement [Document Identifier 550] 
- 34. Life, Health & Annuity Guaranty Association Assessable Premium Exhibit - Parts 1 and 2 [Document Identifier 290] 
- 36. Will the Mortgage Guaranty Insurance Exhibit [Document Identifier 565] 

OVERFLOW PAGE FOR WRITE-INS

Additional Write-ins for Underwriting and Investment Exhibit Part 3 Line 24

	1	2	3	4
	Loss Adjustment Expenses	Other Underwriting Expenses	Investment Expenses	Total
2404. Investment Fees			446,755	446,755
2497. Summary of remaining write-ins for Line 24 from overflow page	0	0	446,755	446,755