



PROPERTY AND CASUALTY COMPANIES - ASSOCIATION EDITION

ANNUAL STATEMENT

FOR THE YEAR ENDED DECEMBER 31, 2022
OF THE CONDITION AND AFFAIRS OF THE

Ascot Specialty Insurance Company

NAIC Group Code 4908 4908 NAIC Company Code 45055 Employer's ID Number 05-0420799
(Current) (Prior)

Organized under the Laws of Rhode Island, State of Domicile or Port of Entry RI
Country of Domicile United States of America

Incorporated/Organized 05/14/1974 Commenced Business _____

Statutory Home Office 10 Jefferson Blvd, Warwick, RI, US 02888
(Street and Number) (City or Town, State, Country and Zip Code)

Main Administrative Office 55 W 46th Street
(Street and Number)
New York, NY, US 10036 646-956-1574
(City or Town, State, Country and Zip Code) (Area Code) (Telephone Number)

Mail Address 55 W 46th Street, New York, NY, US 10036
(Street and Number or P.O. Box) (City or Town, State, Country and Zip Code)

Primary Location of Books and Records 55 W 46th Street
(Street and Number)
New York, NY, US 10036 646-956-1574
(City or Town, State, Country and Zip Code) (Area Code) (Telephone Number)

Internet Website Address ascotgroup.com

Statutory Statement Contact Shanelle Lord Burke, 646-956-1577
(Name) (Area Code) (Telephone Number)
steve.nolet@ascotgroup.com 646-839-2775
(E-mail Address) (FAX Number)

OFFICERS

Chief Executive Officer Matthew Conrad Kramer Treasurer Peter Michael Grayston
Chief Financial Officer Lung-Lien William Chen General Counsel and Secretary Jeffrey Adam Sipos

OTHER

Stephen Crescenio Guijarro, Chief Risk Officer Shanelle Lord Burke, Financial Controller Elizabeth Kirwan Johnson, Chief Operating Officer
Marina Svetlov Barg, Chief Claims Officer Michael Francis Kerrigan, Chief Information Officer

DIRECTORS OR TRUSTEES

Thomas Aleksander Kalvik Joseph William Roberts Susan Jane Sutherland
Matthew Conrad Kramer Jonathan Martin Zaffino

State of New Jersey SS
County of Morris

The officers of this reporting entity being duly sworn, each depose and say that they are the described officers of said reporting entity, and that on the reporting period stated above, all of the herein described assets were the absolute property of the said reporting entity, free and clear from any liens or claims thereon, except as herein stated, and that this statement, together with related exhibits, schedules and explanations therein contained, annexed or referred to, is a full and true statement of all the assets and liabilities and of the condition and affairs of the said reporting entity as of the reporting period stated above, and of its income and deductions therefrom for the period ended, and have been completed in accordance with the NAIC Annual Statement Instructions and Accounting Practices and Procedures manual except to the extent that: (1) state law may differ; or, (2) that state rules or regulations require differences in reporting not related to accounting practices and procedures, according to the best of their information, knowledge and belief, respectively. Furthermore, the scope of this attestation by the described officers also includes the related corresponding electronic filing with the NAIC, when required, that is an exact copy (except for formatting differences due to electronic filing) of the enclosed statement. The electronic filing may be requested by various regulators in lieu of or in addition to the enclosed statement.

Matthew Kramer
Matthew Kramer (Feb 25, 2023 10:56 EST)

Shanelle Lord Burke

Jeffrey Adam Sipos

Matthew Conrad Kramer
Chief Executive Officer

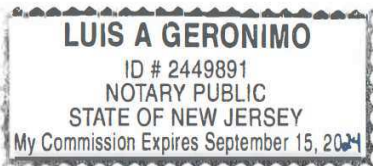
Shanelle Lord Burke
Financial Controller

Jeffrey Adam Sipos
General Counsel and Secretary

Subscribed and sworn to before me this February, 2023
^{26th} day of _____

Luis Geronimo

- a. Is this an original filing? Yes [X] No []
b. If no,
1. State the amendment number.....
2. Date filed
3. Number of pages attached.....





ANNUAL STATEMENT FOR THE YEAR 2022 OF THE Ascot Specialty Insurance Company

EXHIBIT OF PREMIUMS AND LOSSES (Statutory Page 14)

NAIC Group Code 4908

BUSINESS IN THE STATE OF Alabama

DURING THE YEAR 2022

NAIC Company Code 45055

Table with 12 columns: Line of Business, Gross Premiums (Direct Written, Direct Earned), Dividends Paid, Direct Unearned Premium Reserves, Direct Losses Paid, Direct Losses Incurred, Direct Losses Unpaid, Direct Defense and Cost Containment Expense Paid, Direct Defense and Cost Containment Expense Incurred, Direct Defense and Cost Containment Expense Unpaid, Commissions and Brokerage Expenses, Taxes, Licenses and Fees. Rows include various insurance lines like Fire, Auto, and Health, ending with a Total (a) row and a DETAILS OF WRITE-INS section.

(a) Finance and service charges not included in Lines 1 to 35 \$0
(b) For health business on indicated lines report: Number of persons insured under PPO managed care products0 and number of persons insured under indemnity only products0 .

19AL



ANNUAL STATEMENT FOR THE YEAR 2022 OF THE Ascot Specialty Insurance Company
EXHIBIT OF PREMIUMS AND LOSSES (Statutory Page 14)

NAIC Group Code 4908

BUSINESS IN THE STATE OF Alaska

DURING THE YEAR 2022

NAIC Company Code 45055

Line of Business	Gross Premiums, Including Policy and Membership Fees, Less Return Premiums and Premiums on Policies not Taken		3 Dividends Paid or Credited to Policyholders on Direct Business	4 Direct Unearned Premium Reserves	5 Direct Losses Paid (deducting salvage)	6 Direct Losses Incurred	7 Direct Losses Unpaid	8 Direct Defense and Cost Containment Expense Paid	9 Direct Defense and Cost Containment Expense Incurred	10 Direct Defense and Cost Containment Expense Unpaid	11 Commissions and Brokerage Expenses	12 Taxes, Licenses and Fees
	1 Direct Premiums Written	2 Direct Premiums Earned										
1. Fire	0	0	0	0	0	0	0	0	0	0	0	0
2.1 Allied Lines	0	0	0	0	0	0	0	0	0	0	0	0
2.2 Multiple Peril Crop	0	0	0	0	0	0	0	0	0	0	0	0
2.3 Federal Flood	0	0	0	0	0	0	0	0	0	0	0	0
2.4 Private Crop	0	0	0	0	0	0	0	0	0	0	0	0
2.5 Private Flood	0	0	0	0	0	0	0	0	0	0	0	0
3. Farmowners Multiple Peril	0	0	0	0	0	0	0	0	0	0	0	0
4. Homeowners Multiple Peril	0	0	0	0	0	0	0	0	0	0	0	0
5.1 Commercial Multiple Peril (Non-Liability Portion)	8,017	6,078	0	9,445	0	2,191	3,884	0	(102)	548	2,205	0
5.2 Commercial Multiple Peril (Liability Portion)	4,583	3,474	0	5,399	0	(795)	2,215	0	(148)	313	1,260	0
6. Mortgage Guaranty	0	0	0	0	0	0	0	0	0	0	0	0
8. Ocean Marine	0	0	0	0	0	0	0	0	0	0	0	0
9. Inland Marine	0	0	0	0	0	0	0	0	0	0	0	0
10. Financial Guaranty	0	0	0	0	0	0	0	0	0	0	0	0
11.1 Medical Professional Liability - Occurrence	0	0	0	0	0	0	0	0	0	0	0	0
11.2 Medical Professional Liability - Claims-Made	0	0	0	0	0	0	0	0	0	0	0	0
12. Earthquake	578,085	502,219	0	75,866	0	0	0	0	0	0	170,535	0
13.1 Comprehensive (hospital and medical) ind (b)	0	0	0	0	0	0	0	0	0	0	0	0
13.2 Comprehensive (hospital and medical) group (b)	0	0	0	0	0	0	0	0	0	0	0	0
14. Credit A&H (Group and Individual)	0	0	0	0	0	0	0	0	0	0	0	0
15.1 Vision Only (b)	0	0	0	0	0	0	0	0	0	0	0	0
15.2 Dental Only (b)	0	0	0	0	0	0	0	0	0	0	0	0
15.3 Disability Income (b)	0	0	0	0	0	0	0	0	0	0	0	0
15.4 Medicare Supplement (b)	0	0	0	0	0	0	0	0	0	0	0	0
15.5 Medicaid Title XIX (b)	0	0	0	0	0	0	0	0	0	0	0	0
15.6 Medicare Title XVIII (b)	0	0	0	0	0	0	0	0	0	0	0	0
15.7 Long-Term Care (b)	0	0	0	0	0	0	0	0	0	0	0	0
15.8 Federal Employees Health Benefits Plan (b)	0	0	0	0	0	0	0	0	0	0	0	0
15.9 Other Health (b)	0	0	0	0	0	0	0	0	0	0	0	0
16. Workers' Compensation	0	0	0	0	0	0	0	0	0	0	0	0
17.1 Other Liability - Occurrence	163,886	68,279	0	121,037	0	35,653	49,633	0	5,195	7,093	19,405	0
17.2 Other Liability - Claims-Made	810,969	648,178	0	570,641	0	301,702	462,312	0	50,124	72,740	133,282	0
17.3 Excess Workers' Compensation	0	0	0	0	0	0	0	0	0	0	0	0
18.1 Products Liability - Occurrence	0	0	0	0	0	0	0	0	0	0	0	0
18.2 Products Liability - Claims-Made	0	0	0	0	0	0	0	0	0	0	0	0
19.1 Private Passenger Auto No-Fault (Personal Injury Protection)	0	0	0	0	0	0	0	0	0	0	0	0
19.2 Other Private Passenger Auto Liability	0	0	0	0	0	0	0	0	0	0	0	0
19.3 Commercial Auto No-Fault (Personal Injury Protection)	0	0	0	0	0	0	0	0	0	0	0	0
19.4 Other Commercial Auto Liability	0	0	0	0	0	0	0	0	0	0	0	0
21.1 Private Passenger Auto Physical Damage	0	0	0	0	0	0	0	0	0	0	0	0
21.2 Commercial Auto Physical Damage	0	0	0	0	0	0	0	0	0	0	0	0
22. Aircraft (all perils)	0	0	0	0	0	0	0	0	0	0	0	0
23. Fidelity	0	0	0	0	0	0	0	0	0	0	0	0
24. Surety	0	0	0	0	0	0	0	0	0	0	0	0
26. Burglary and Theft	0	0	0	0	0	0	0	0	0	0	0	0
27. Boiler and Machinery	0	0	0	0	0	0	0	0	0	0	0	0
28. Credit	0	0	0	0	0	0	0	0	0	0	0	0
29. International	0	0	0	0	0	0	0	0	0	0	0	0
30. Warranty	0	0	0	0	0	0	0	0	0	0	0	0
31. Reins nonproportional assumed property	XXX	XXX	XXX	XXX	XXX	XXX	XXX	XXX	XXX	XXX	XXX	XXX
32. Reins nonproportional assumed liability	XXX	XXX	XXX	XXX	XXX	XXX	XXX	XXX	XXX	XXX	XXX	XXX
33. Reins nonproportional assumed financial lines	XXX	XXX	XXX	XXX	XXX	XXX	XXX	XXX	XXX	XXX	XXX	XXX
34. Aggregate Write-Ins for Other Lines of Business	0	0	0	0	0	0	0	0	0	0	0	0
35. Total (a)	1,565,540	1,228,227	0	782,387	0	338,751	518,045	0	55,069	80,695	326,687	0
DETAILS OF WRITE-INS												
3401.												
3402.												
3403.												
3498. Summary of remaining write-ins for Line 34 from overflow page	0	0	0	0	0	0	0	0	0	0	0	0
3499. Totals (Lines 3401 thru 3403 plus 3498)(Line 34 above)	0	0	0	0	0	0	0	0	0	0	0	0

(a) Finance and service charges not included in Lines 1 to 35 \$ 0

(b) For health business on indicated lines report: Number of persons insured under PPO managed care products 0 and number of persons insured under indemnity only products 0

19 AK



ANNUAL STATEMENT FOR THE YEAR 2022 OF THE Ascot Specialty Insurance Company

EXHIBIT OF PREMIUMS AND LOSSES (Statutory Page 14)

NAIC Group Code 4908

BUSINESS IN THE STATE OF Arizona

DURING THE YEAR 2022

NAIC Company Code 45055

Table with 12 columns: Line of Business, Gross Premiums (Direct Written, Direct Earned), Dividends Paid, Direct Unearned Premium Reserves, Direct Losses Paid, Direct Losses Incurred, Direct Losses Unpaid, Direct Defense and Cost Containment Expense Paid, Direct Defense and Cost Containment Expense Incurred, Direct Defense and Cost Containment Expense Unpaid, Commissions and Brokerage Expenses, Taxes, Licenses and Fees. Rows include various insurance lines like Fire, Multiple Peril Crop, Commercial Multiple Peril, etc.

(a) Finance and service charges not included in Lines 1 to 35 \$0
(b) For health business on indicated lines report: Number of persons insured under PPO managed care products0 and number of persons insured under indemnity only products0

19AZ



ANNUAL STATEMENT FOR THE YEAR 2022 OF THE Ascot Specialty Insurance Company
EXHIBIT OF PREMIUMS AND LOSSES (Statutory Page 14)

NAIC Group Code 4908

BUSINESS IN THE STATE OF Arkansas

DURING THE YEAR 2022

NAIC Company Code 45055

Line of Business	Gross Premiums, Including Policy and Membership Fees, Less Return Premiums and Premiums on Policies not Taken		3 Dividends Paid or Credited to Policyholders on Direct Business	4 Direct Unearned Premium Reserves	5 Direct Losses Paid (deducting salvage)	6 Direct Losses Incurred	7 Direct Losses Unpaid	8 Direct Defense and Cost Containment Expense Paid	9 Direct Defense and Cost Containment Expense Incurred	10 Direct Defense and Cost Containment Expense Unpaid	11 Commissions and Brokerage Expenses	12 Taxes, Licenses and Fees
	1 Direct Premiums Written	2 Direct Premiums Earned										
1. Fire	253,305	154,712	0	112,550	0	40,682	66,402	0	1,305	1,927	64,593	0
2.1 Allied Lines	0	0	0	0	0	0	0	0	0	0	0	0
2.2 Multiple Peril Crop	0	0	0	0	0	0	0	0	0	0	0	0
2.3 Federal Flood	0	0	0	0	0	0	0	0	0	0	0	0
2.4 Private Crop	0	0	0	0	0	0	0	0	0	0	0	0
2.5 Private Flood	0	0	0	0	0	0	0	0	0	0	0	0
3. Farmowners Multiple Peril	0	0	0	0	0	0	0	0	0	0	0	0
4. Homeowners Multiple Peril	0	0	0	0	0	0	0	0	0	0	0	0
5.1 Commercial Multiple Peril (Non-Liability Portion)	120,804	91,251	0	84,103	10,000	83,096	82,030	0	13,210	15,175	32,107	0
5.2 Commercial Multiple Peril (Liability Portion)	36,377	27,455	0	22,375	0	1,038	9,877	343	385	1,394	10,004	0
6. Mortgage Guaranty	0	0	0	0	0	0	0	0	0	0	0	0
8. Ocean Marine	0	0	0	0	0	0	0	0	0	0	0	0
9. Inland Marine	0	0	0	0	0	0	0	0	0	0	0	0
10. Financial Guaranty	0	0	0	0	0	0	0	0	0	0	0	0
11.1 Medical Professional Liability - Occurrence	0	0	0	0	0	0	0	0	0	0	0	0
11.2 Medical Professional Liability - Claims-Made	0	0	0	0	0	0	0	0	0	0	0	0
12. Earthquake	0	0	0	0	0	0	0	0	0	0	0	0
13.1 Comprehensive (hospital and medical) ind (b)	0	0	0	0	0	0	0	0	0	0	0	0
13.2 Comprehensive (hospital and medical) group (b)	0	0	0	0	0	0	0	0	0	0	0	0
14. Credit A&H (Group and Individual)	0	0	0	0	0	0	0	0	0	0	0	0
15.1 Vision Only (b)	0	0	0	0	0	0	0	0	0	0	0	0
15.2 Dental Only (b)	0	0	0	0	0	0	0	0	0	0	0	0
15.3 Disability Income (b)	0	0	0	0	0	0	0	0	0	0	0	0
15.4 Medicare Supplement (b)	0	0	0	0	0	0	0	0	0	0	0	0
15.5 Medicaid Title XIX (b)	0	0	0	0	0	0	0	0	0	0	0	0
15.6 Medicare Title XVIII (b)	0	0	0	0	0	0	0	0	0	0	0	0
15.7 Long-Term Care (b)	0	0	0	0	0	0	0	0	0	0	0	0
15.8 Federal Employees Health Benefits Plan (b)	0	0	0	0	0	0	0	0	0	0	0	0
15.9 Other Health (b)	0	0	0	0	0	0	0	0	0	0	0	0
16. Workers' Compensation	0	0	0	0	0	0	0	0	0	0	0	0
17.1 Other Liability - Occurrence	1,707,219	1,424,120	0	1,092,688	0	739,209	1,050,737	0	106,408	150,496	131,355	0
17.2 Other Liability - Claims-Made	784,422	468,730	0	455,998	0	190,591	269,205	2,080	38,527	51,468	192,544	0
17.3 Excess Workers' Compensation	0	0	0	0	0	0	0	0	0	0	0	0
18.1 Products Liability - Occurrence	0	0	0	0	0	0	0	0	0	0	0	0
18.2 Products Liability - Claims-Made	0	0	0	0	0	0	0	0	0	0	0	0
19.1 Private Passenger Auto No-Fault (Personal Injury Protection)	0	0	0	0	0	0	0	0	0	0	0	0
19.2 Other Private Passenger Auto Liability	0	0	0	0	0	0	0	0	0	0	0	0
19.3 Commercial Auto No-Fault (Personal Injury Protection)	0	0	0	0	0	0	0	0	0	0	0	0
19.4 Other Commercial Auto Liability	0	0	0	0	0	0	0	0	0	0	0	0
21.1 Private Passenger Auto Physical Damage	0	0	0	0	0	0	0	0	0	0	0	0
21.2 Commercial Auto Physical Damage	0	0	0	0	0	0	0	0	0	0	0	0
22. Aircraft (all perils)	0	0	0	0	0	0	0	0	0	0	0	0
23. Fidelity	0	0	0	0	0	0	0	0	0	0	0	0
24. Surety	0	0	0	0	0	0	0	0	0	0	0	0
26. Burglary and Theft	0	0	0	0	0	0	0	0	0	0	0	0
27. Boiler and Machinery	0	0	0	0	0	0	0	0	0	0	0	0
28. Credit	0	0	0	0	0	0	0	0	0	0	0	0
29. International	0	0	0	0	0	0	0	0	0	0	0	0
30. Warranty	0	0	0	0	0	0	0	0	0	0	0	0
31. Reins nonproportional assumed property	XXX	XXX	XXX	XXX	XXX	XXX	XXX	XXX	XXX	XXX	XXX	XXX
32. Reins nonproportional assumed liability	XXX	XXX	XXX	XXX	XXX	XXX	XXX	XXX	XXX	XXX	XXX	XXX
33. Reins nonproportional assumed financial lines	XXX	XXX	XXX	XXX	XXX	XXX	XXX	XXX	XXX	XXX	XXX	XXX
34. Aggregate Write-Ins for Other Lines of Business	0	0	0	0	0	0	0	0	0	0	0	0
35. Total (a)	2,902,126	2,166,268	0	1,767,714	10,000	1,054,616	1,478,250	2,423	159,835	220,461	430,602	0
DETAILS OF WRITE-INS												
3401.												
3402.												
3403.												
3498. Summary of remaining write-ins for Line 34 from overflow page	0	0	0	0	0	0	0	0	0	0	0	0
3499. Totals (Lines 3401 thru 3403 plus 3498)(Line 34 above)	0	0	0	0	0	0	0	0	0	0	0	0

(a) Finance and service charges not included in Lines 1 to 35 \$ 0

(b) For health business on indicated lines report: Number of persons insured under PPO managed care products 0 and number of persons insured under indemnity only products 0

19 AR



ANNUAL STATEMENT FOR THE YEAR 2022 OF THE Ascot Specialty Insurance Company

EXHIBIT OF PREMIUMS AND LOSSES (Statutory Page 14)

NAIC Group Code 4908

BUSINESS IN THE STATE OF California

DURING THE YEAR 2022

NAIC Company Code 45055

Table with 12 columns: Line of Business, Direct Premiums Written, Direct Premiums Earned, Dividends Paid or Credited to Policyholders on Direct Business, Direct Unearned Premium Reserves, Direct Losses Paid (deducting salvage), Direct Losses Incurred, Direct Losses Unpaid, Direct Defense and Cost Containment Expense Paid, Direct Defense and Cost Containment Expense Incurred, Direct Defense and Cost Containment Expense Unpaid, Commissions and Brokerage Expenses, Taxes, Licenses and Fees. Rows include various insurance lines like Fire, Multiple Peril Crop, Commercial Multiple Peril, etc.

(a) Finance and service charges not included in Lines 1 to 35 \$0
(b) For health business on indicated lines report: Number of persons insured under PPO managed care products0 and number of persons insured under indemnity only products0

19 CA



ANNUAL STATEMENT FOR THE YEAR 2022 OF THE Ascot Specialty Insurance Company
EXHIBIT OF PREMIUMS AND LOSSES (Statutory Page 14)

NAIC Group Code 4908

BUSINESS IN THE STATE OF Colorado

DURING THE YEAR 2022

NAIC Company Code 45055

Line of Business	Gross Premiums, Including Policy and Membership Fees, Less Return Premiums and Premiums on Policies not Taken		3 Dividends Paid or Credited to Policyholders on Direct Business	4 Direct Unearned Premium Reserves	5 Direct Losses Paid (deducting salvage)	6 Direct Losses Incurred	7 Direct Losses Unpaid	8 Direct Defense and Cost Containment Expense Paid	9 Direct Defense and Cost Containment Expense Incurred	10 Direct Defense and Cost Containment Expense Unpaid	11 Commissions and Brokerage Expenses	12 Taxes, Licenses and Fees
	1 Direct Premiums Written	2 Direct Premiums Earned										
1. Fire	184,234	85,603	0	98,631	0	31,578	31,578	0	916	916	46,980	85
2.1 Allied Lines	0	0	0	0	0	0	0	0	0	0	0	0
2.2 Multiple Peril Crop	0	0	0	0	0	0	0	0	0	0	0	0
2.3 Federal Flood	0	0	0	0	0	0	0	0	0	0	0	0
2.4 Private Crop	0	0	0	0	0	0	0	0	0	0	0	0
2.5 Private Flood	0	0	0	0	0	0	0	0	0	0	0	0
3. Farmowners Multiple Peril	0	0	0	0	0	0	0	0	0	0	0	0
4. Homeowners Multiple Peril	0	0	0	0	0	0	0	0	0	0	0	0
5.1 Commercial Multiple Peril (Non-Liability Portion)	1,556,490	872,303	0	1,015,749	347,193	216,155	927,644	20,947	5,478	31,767	399,757	716
5.2 Commercial Multiple Peril (Liability Portion)	60,234	58,503	0	30,097	2,328	28,411	99,737	8,959	44,907	47,221	16,565	28
6. Mortgage Guaranty	0	0	0	0	0	0	0	0	0	0	0	0
8. Ocean Marine	0	0	0	0	0	0	0	0	0	0	0	0
9. Inland Marine	14,968	14,968	0	0	0	9,535	35,487	1,293	1,465	878	2,245	7
10. Financial Guaranty	0	0	0	0	0	0	0	0	0	0	0	0
11.1 Medical Professional Liability - Occurrence	0	0	0	0	0	0	0	0	0	0	0	0
11.2 Medical Professional Liability - Claims-Made	0	0	0	0	0	0	0	0	0	0	0	0
12. Earthquake	0	0	0	0	0	0	0	0	0	0	0	0
13.1 Comprehensive (hospital and medical) ind (b)	0	0	0	0	0	0	0	0	0	0	0	0
13.2 Comprehensive (hospital and medical) group (b)	0	0	0	0	0	0	0	0	0	0	0	0
14. Credit A&H (Group and Individual)	0	0	0	0	0	0	0	0	0	0	0	0
15.1 Vision Only (b)	0	0	0	0	0	0	0	0	0	0	0	0
15.2 Dental Only (b)	0	0	0	0	0	0	0	0	0	0	0	0
15.3 Disability Income (b)	0	0	0	0	0	0	0	0	0	0	0	0
15.4 Medicare Supplement (b)	0	0	0	0	0	0	0	0	0	0	0	0
15.5 Medicaid Title XIX (b)	0	0	0	0	0	0	0	0	0	0	0	0
15.6 Medicare Title XVIII (b)	0	0	0	0	0	0	0	0	0	0	0	0
15.7 Long-Term Care (b)	0	0	0	0	0	0	0	0	0	0	0	0
15.8 Federal Employees Health Benefits Plan (b)	0	0	0	0	0	0	0	0	0	0	0	0
15.9 Other Health (b)	0	0	0	0	0	0	0	0	0	0	0	0
16. Workers' Compensation	0	0	0	0	0	0	0	0	0	0	0	0
17.1 Other Liability - Occurrence	2,839,671	1,334,532	0	1,896,111	0	663,158	1,076,930	0	99,666	154,391	355,231	1,303
17.2 Other Liability - Claims-Made	5,807,843	4,704,756	0	2,965,765	210,250	2,021,040	3,461,110	51,296	462,123	864,103	1,192,319	2,671
17.3 Excess Workers' Compensation	0	0	0	0	0	0	0	0	0	0	0	0
18.1 Products Liability - Occurrence	0	0	0	0	0	0	0	0	0	0	0	0
18.2 Products Liability - Claims-Made	0	0	0	0	0	0	0	0	0	0	0	0
19.1 Private Passenger Auto No-Fault (Personal Injury Protection)	0	0	0	0	0	0	0	0	0	0	0	0
19.2 Other Private Passenger Auto Liability	0	0	0	0	0	0	0	0	0	0	0	0
19.3 Commercial Auto No-Fault (Personal Injury Protection)	0	0	0	0	0	0	0	0	0	0	0	0
19.4 Other Commercial Auto Liability	131,798	28,229	0	103,569	0	14,043	14,043	0	2,014	2,014	19,770	61
21.1 Private Passenger Auto Physical Damage	0	0	0	0	0	0	0	0	0	0	0	0
21.2 Commercial Auto Physical Damage	12,850	2,090	0	10,760	0	1,040	1,040	0	149	149	1,928	6
22. Aircraft (all perils)	0	0	0	0	0	0	0	0	0	0	0	0
23. Fidelity	0	0	0	0	0	0	0	0	0	0	0	0
24. Surety	0	0	0	0	0	0	0	0	0	0	0	0
26. Burglary and Theft	0	0	0	0	0	0	0	0	0	0	0	0
27. Boiler and Machinery	0	0	0	0	0	0	0	0	0	0	0	0
28. Credit	0	0	0	0	0	0	0	0	0	0	0	0
29. International	0	0	0	0	0	0	0	0	0	0	0	0
30. Warranty	0	0	0	0	0	0	0	0	0	0	0	0
31. Reins nonproportional assumed property	XXX	XXX	XXX	XXX	XXX	XXX	XXX	XXX	XXX	XXX	XXX	XXX
32. Reins nonproportional assumed liability	XXX	XXX	XXX	XXX	XXX	XXX	XXX	XXX	XXX	XXX	XXX	XXX
33. Reins nonproportional assumed financial lines	XXX	XXX	XXX	XXX	XXX	XXX	XXX	XXX	XXX	XXX	XXX	XXX
34. Aggregate Write-Ins for Other Lines of Business	0	0	0	0	0	0	0	0	0	0	0	0
35. Total (a)	10,602,088	7,100,983	0	6,120,682	559,770	2,984,961	5,647,570	82,495	616,718	1,101,439	2,034,794	4,876
DETAILS OF WRITE-INS												
3401.												
3402.												
3403.												
3498. Summary of remaining write-ins for Line 34 from overflow page	0	0	0	0	0	0	0	0	0	0	0	0
3499. Totals (Lines 3401 thru 3403 plus 3498)(Line 34 above)	0	0	0	0	0	0	0	0	0	0	0	0

(a) Finance and service charges not included in Lines 1 to 35 \$ 0

(b) For health business on indicated lines report: Number of persons insured under PPO managed care products 0 and number of persons insured under indemnity only products 0

19 CO



ANNUAL STATEMENT FOR THE YEAR 2022 OF THE Ascot Specialty Insurance Company

EXHIBIT OF PREMIUMS AND LOSSES (Statutory Page 14)

NAIC Group Code 4908

BUSINESS IN THE STATE OF Connecticut

DURING THE YEAR 2022

NAIC Company Code 45055

Table with 12 columns: Line of Business, Gross Premiums (Direct Written, Direct Earned), Dividends Paid, Direct Unearned Premium Reserves, Direct Losses Paid, Direct Losses Incurred, Direct Losses Unpaid, Direct Defense and Cost Containment Expense Paid, Direct Defense and Cost Containment Expense Incurred, Direct Defense and Cost Containment Expense Unpaid, Commissions and Brokerage Expenses, Taxes, Licenses and Fees. Rows include various insurance lines like Fire, Multiple Peril Crop, Commercial Multiple Peril, etc., ending with a Total (a) row and a section for Details of Write-Ins.

(a) Finance and service charges not included in Lines 1 to 35 \$0
(b) For health business on indicated lines report: Number of persons insured under PPO managed care products0 and number of persons insured under indemnity only products0

19 CT



ANNUAL STATEMENT FOR THE YEAR 2022 OF THE Ascot Specialty Insurance Company
EXHIBIT OF PREMIUMS AND LOSSES (Statutory Page 14)

NAIC Group Code 4908

BUSINESS IN THE STATE OF Delaware

DURING THE YEAR 2022

NAIC Company Code 45055

Line of Business	Gross Premiums, Including Policy and Membership Fees, Less Return Premiums and Premiums on Policies not Taken		3 Dividends Paid or Credited to Policyholders on Direct Business	4 Direct Unearned Premium Reserves	5 Direct Losses Paid (deducting salvage)	6 Direct Losses Incurred	7 Direct Losses Unpaid	8 Direct Defense and Cost Containment Expense Paid	9 Direct Defense and Cost Containment Expense Incurred	10 Direct Defense and Cost Containment Expense Unpaid	11 Commissions and Brokerage Expenses	12 Taxes, Licenses and Fees
	1 Direct Premiums Written	2 Direct Premiums Earned										
1. Fire	29,063	23,250	0	5,813	0	8,577	8,577	0	249	249	7,411	5
2.1 Allied Lines	0	0	0	0	0	0	0	0	0	0	0	0
2.2 Multiple Peril Crop	0	0	0	0	0	0	0	0	0	0	0	0
2.3 Federal Flood	0	0	0	0	0	0	0	0	0	0	0	0
2.4 Private Crop	0	0	0	0	0	0	0	0	0	0	0	0
2.5 Private Flood	0	0	0	0	0	0	0	0	0	0	0	0
3. Farmowners Multiple Peril	0	0	0	0	0	0	0	0	0	0	0	0
4. Homeowners Multiple Peril	0	0	0	0	0	0	0	0	0	0	0	0
5.1 Commercial Multiple Peril (Non-Liability Portion)	216,600	160,130	0	90,084	0	41,486	52,487	0	2,604	6,829	58,987	41
5.2 Commercial Multiple Peril (Liability Portion)	79,865	68,152	0	24,441	0	6,787	20,126	0	801	2,841	21,963	15
6. Mortgage Guaranty	0	0	0	0	0	0	0	0	0	0	0	0
8. Ocean Marine	0	0	0	0	0	0	0	0	0	0	0	0
9. Inland Marine	0	0	0	0	0	0	0	0	0	0	0	0
10. Financial Guaranty	0	0	0	0	0	0	0	0	0	0	0	0
11.1 Medical Professional Liability - Occurrence	0	0	0	0	0	0	0	0	0	0	0	0
11.2 Medical Professional Liability - Claims-Made	0	0	0	0	0	0	0	0	0	0	0	0
12. Earthquake	0	0	0	0	0	0	0	0	0	0	0	0
13.1 Comprehensive (hospital and medical) ind (b)	0	0	0	0	0	0	0	0	0	0	0	0
13.2 Comprehensive (hospital and medical) group (b)	0	0	0	0	0	0	0	0	0	0	0	0
14. Credit A&H (Group and Individual)	0	0	0	0	0	0	0	0	0	0	0	0
15.1 Vision Only (b)	0	0	0	0	0	0	0	0	0	0	0	0
15.2 Dental Only (b)	0	0	0	0	0	0	0	0	0	0	0	0
15.3 Disability Income (b)	0	0	0	0	0	0	0	0	0	0	0	0
15.4 Medicare Supplement (b)	0	0	0	0	0	0	0	0	0	0	0	0
15.5 Medicaid Title XIX (b)	0	0	0	0	0	0	0	0	0	0	0	0
15.6 Medicare Title XVIII (b)	0	0	0	0	0	0	0	0	0	0	0	0
15.7 Long-Term Care (b)	0	0	0	0	0	0	0	0	0	0	0	0
15.8 Federal Employees Health Benefits Plan (b)	0	0	0	0	0	0	0	0	0	0	0	0
15.9 Other Health (b)	0	0	0	0	0	0	0	0	0	0	0	0
16. Workers' Compensation	0	0	0	0	0	0	0	0	0	0	0	0
17.1 Other Liability - Occurrence	773,718	481,559	0	406,931	0	319,890	377,081	1,602	37,536	43,303	38,130	146
17.2 Other Liability - Claims-Made	1,200,499	616,407	0	843,473	0	227,111	403,944	14,120	60,027	88,784	286,215	226
17.3 Excess Workers' Compensation	0	0	0	0	0	0	0	0	0	0	0	0
18.1 Products Liability - Occurrence	0	0	0	0	0	0	0	0	0	0	0	0
18.2 Products Liability - Claims-Made	0	0	0	0	0	0	0	0	0	0	0	0
19.1 Private Passenger Auto No-Fault (Personal Injury Protection)	0	0	0	0	0	0	0	0	0	0	0	0
19.2 Other Private Passenger Auto Liability	0	0	0	0	0	0	0	0	0	0	0	0
19.3 Commercial Auto No-Fault (Personal Injury Protection)	0	0	0	0	0	0	0	0	0	0	0	0
19.4 Other Commercial Auto Liability	0	0	0	0	0	0	0	0	0	0	0	0
21.1 Private Passenger Auto Physical Damage	0	0	0	0	0	0	0	0	0	0	0	0
21.2 Commercial Auto Physical Damage	0	0	0	0	0	0	0	0	0	0	0	0
22. Aircraft (all perils)	0	0	0	0	0	0	0	0	0	0	0	0
23. Fidelity	0	0	0	0	0	0	0	0	0	0	0	0
24. Surety	0	0	0	0	0	0	0	0	0	0	0	0
26. Burglary and Theft	0	0	0	0	0	0	0	0	0	0	0	0
27. Boiler and Machinery	0	0	0	0	0	0	0	0	0	0	0	0
28. Credit	0	0	0	0	0	0	0	0	0	0	0	0
29. International	0	0	0	0	0	0	0	0	0	0	0	0
30. Warranty	0	0	0	0	0	0	0	0	0	0	0	0
31. Reins nonproportional assumed property	XXX	XXX	XXX	XXX	XXX	XXX	XXX	XXX	XXX	XXX	XXX	XXX
32. Reins nonproportional assumed liability	XXX	XXX	XXX	XXX	XXX	XXX	XXX	XXX	XXX	XXX	XXX	XXX
33. Reins nonproportional assumed financial lines	XXX	XXX	XXX	XXX	XXX	XXX	XXX	XXX	XXX	XXX	XXX	XXX
34. Aggregate Write-Ins for Other Lines of Business	0	0	0	0	0	0	0	0	0	0	0	0
35. Total (a)	2,299,745	1,349,498	0	1,370,741	0	603,850	862,214	15,722	101,217	142,006	412,707	434
DETAILS OF WRITE-INS												
3401.												
3402.												
3403.												
3498. Summary of remaining write-ins for Line 34 from overflow page	0	0	0	0	0	0	0	0	0	0	0	0
3499. Totals (Lines 3401 thru 3403 plus 3498)(Line 34 above)	0	0	0	0	0	0	0	0	0	0	0	0

(a) Finance and service charges not included in Lines 1 to 35 \$0
 (b) For health business on indicated lines report: Number of persons insured under PPO managed care products0 and number of persons insured under indemnity only products0

19 DE



ANNUAL STATEMENT FOR THE YEAR 2022 OF THE Ascot Specialty Insurance Company
EXHIBIT OF PREMIUMS AND LOSSES (Statutory Page 14)

NAIC Group Code 4908

BUSINESS IN THE STATE OF District of Columbia

DURING THE YEAR 2022

NAIC Company Code 45055

Line of Business	Gross Premiums, Including Policy and Membership Fees, Less Return Premiums and Premiums on Policies not Taken		3 Dividends Paid or Credited to Policyholders on Direct Business	4 Direct Unearned Premium Reserves	5 Direct Losses Paid (deducting salvage)	6 Direct Losses Incurred	7 Direct Losses Unpaid	8 Direct Defense and Cost Containment Expense Paid	9 Direct Defense and Cost Containment Expense Incurred	10 Direct Defense and Cost Containment Expense Unpaid	11 Commissions and Brokerage Expenses	12 Taxes, Licenses and Fees
	1 Direct Premiums Written	2 Direct Premiums Earned										
1. Fire	0	0	0	0	0	0	0	0	0	0	0	0
2.1 Allied Lines	0	0	0	0	0	0	0	0	0	0	0	0
2.2 Multiple Peril Crop	0	0	0	0	0	0	0	0	0	0	0	0
2.3 Federal Flood	0	0	0	0	0	0	0	0	0	0	0	0
2.4 Private Crop	0	0	0	0	0	0	0	0	0	0	0	0
2.5 Private Flood	0	0	0	0	0	0	0	0	0	0	0	0
3. Farmowners Multiple Peril	0	0	0	0	0	0	0	0	0	0	0	0
4. Homeowners Multiple Peril	0	0	0	0	0	0	0	0	0	0	0	0
5.1 Commercial Multiple Peril (Non-Liability Portion)	0	30,462	0	13,353	0	28,278	30,377	0	466	496	0	0
5.2 Commercial Multiple Peril (Liability Portion)	0	0	0	0	0	0	0	0	0	0	0	0
6. Mortgage Guaranty	0	0	0	0	0	0	0	0	0	0	0	0
8. Ocean Marine	0	0	0	0	0	0	0	0	0	0	0	0
9. Inland Marine	0	0	0	0	0	0	0	0	0	0	0	0
10. Financial Guaranty	0	0	0	0	0	0	0	0	0	0	0	0
11.1 Medical Professional Liability - Occurrence	0	0	0	0	0	0	0	0	0	0	0	0
11.2 Medical Professional Liability - Claims-Made	0	0	0	0	0	0	0	0	0	0	0	0
12. Earthquake	0	0	0	0	0	0	0	0	0	0	0	0
13.1 Comprehensive (hospital and medical) ind (b)	0	0	0	0	0	0	0	0	0	0	0	0
13.2 Comprehensive (hospital and medical) group (b)	0	0	0	0	0	0	0	0	0	0	0	0
14. Credit A&H (Group and Individual)	0	0	0	0	0	0	0	0	0	0	0	0
15.1 Vision Only (b)	0	0	0	0	0	0	0	0	0	0	0	0
15.2 Dental Only (b)	0	0	0	0	0	0	0	0	0	0	0	0
15.3 Disability Income (b)	0	0	0	0	0	0	0	0	0	0	0	0
15.4 Medicare Supplement (b)	0	0	0	0	0	0	0	0	0	0	0	0
15.5 Medicaid Title XIX (b)	0	0	0	0	0	0	0	0	0	0	0	0
15.6 Medicare Title XVIII (b)	0	0	0	0	0	0	0	0	0	0	0	0
15.7 Long-Term Care (b)	0	0	0	0	0	0	0	0	0	0	0	0
15.8 Federal Employees Health Benefits Plan (b)	0	0	0	0	0	0	0	0	0	0	0	0
15.9 Other Health (b)	0	0	0	0	0	0	0	0	0	0	0	0
16. Workers' Compensation	0	0	0	0	0	0	0	0	0	0	0	0
17.1 Other Liability - Occurrence	112,925	43,778	0	69,147	0	24,722	38,379	0	3,106	5,490	19,585	0
17.2 Other Liability - Claims-Made	1,742,736	1,488,244	0	933,715	0	581,417	906,014	0	109,303	201,859	370,038	7
17.3 Excess Workers' Compensation	0	0	0	0	0	0	0	0	0	0	0	0
18.1 Products Liability - Occurrence	0	0	0	0	0	0	0	0	0	0	0	0
18.2 Products Liability - Claims-Made	0	0	0	0	0	0	0	0	0	0	0	0
19.1 Private Passenger Auto No-Fault (Personal Injury Protection)	0	0	0	0	0	0	0	0	0	0	0	0
19.2 Other Private Passenger Auto Liability	0	0	0	0	0	0	0	0	0	0	0	0
19.3 Commercial Auto No-Fault (Personal Injury Protection)	0	0	0	0	0	0	0	0	0	0	0	0
19.4 Other Commercial Auto Liability	0	0	0	0	0	0	0	0	0	0	0	0
21.1 Private Passenger Auto Physical Damage	0	0	0	0	0	0	0	0	0	0	0	0
21.2 Commercial Auto Physical Damage	0	0	0	0	0	0	0	0	0	0	0	0
22. Aircraft (all perils)	0	0	0	0	0	0	0	0	0	0	0	0
23. Fidelity	0	0	0	0	0	0	0	0	0	0	0	0
24. Surety	0	0	0	0	0	0	0	0	0	0	0	0
26. Burglary and Theft	0	0	0	0	0	0	0	0	0	0	0	0
27. Boiler and Machinery	0	0	0	0	0	0	0	0	0	0	0	0
28. Credit	0	0	0	0	0	0	0	0	0	0	0	0
29. International	0	0	0	0	0	0	0	0	0	0	0	0
30. Warranty	0	0	0	0	0	0	0	0	0	0	0	0
31. Reins nonproportional assumed property	XXX	XXX	XXX	XXX	XXX	XXX	XXX	XXX	XXX	XXX	XXX	XXX
32. Reins nonproportional assumed liability	XXX	XXX	XXX	XXX	XXX	XXX	XXX	XXX	XXX	XXX	XXX	XXX
33. Reins nonproportional assumed financial lines	XXX	XXX	XXX	XXX	XXX	XXX	XXX	XXX	XXX	XXX	XXX	XXX
34. Aggregate Write-Ins for Other Lines of Business	0	0	0	0	0	0	0	0	0	0	0	0
35. Total (a)	1,855,661	1,562,484	0	1,016,216	0	634,417	974,770	0	112,874	207,845	389,623	8
DETAILS OF WRITE-INS												
3401.												
3402.												
3403.												
3498. Summary of remaining write-ins for Line 34 from overflow page	0	0	0	0	0	0	0	0	0	0	0	0
3499. Totals (Lines 3401 thru 3403 plus 3498)(Line 34 above)	0	0	0	0	0	0	0	0	0	0	0	0

(a) Finance and service charges not included in Lines 1 to 35 \$ 0

(b) For health business on indicated lines report: Number of persons insured under PPO managed care products 0 and number of persons insured under indemnity only products 0

19 DC



ANNUAL STATEMENT FOR THE YEAR 2022 OF THE Ascot Specialty Insurance Company
EXHIBIT OF PREMIUMS AND LOSSES (Statutory Page 14)

NAIC Group Code 4908

BUSINESS IN THE STATE OF Florida

DURING THE YEAR 2022

NAIC Company Code 45055

Line of Business	Gross Premiums, Including Policy and Membership Fees, Less Return Premiums and Premiums on Policies not Taken		3 Dividends Paid or Credited to Policyholders on Direct Business	4 Direct Unearned Premium Reserves	5 Direct Losses Paid (deducting salvage)	6 Direct Losses Incurred	7 Direct Losses Unpaid	8 Direct Defense and Cost Containment Expense Paid	9 Direct Defense and Cost Containment Expense Incurred	10 Direct Defense and Cost Containment Expense Unpaid	11 Commissions and Brokerage Expenses	12 Taxes, Licenses and Fees
	1 Direct Premiums Written	2 Direct Premiums Earned										
1. Fire	1,831,276	1,242,102	0	924,519	0	238,141	303,333	8,921	14,134	6,750	254,717	0
2.1 Allied Lines	0	0	0	0	0	0	0	0	0	0	0	0
2.2 Multiple Peril Crop	0	0	0	0	0	0	0	0	0	0	0	0
2.3 Federal Flood	0	0	0	0	0	0	0	0	0	0	0	0
2.4 Private Crop	0	0	0	0	0	0	0	0	0	0	0	0
2.5 Private Flood	0	0	0	0	0	0	0	0	0	0	0	0
3. Farmowners Multiple Peril	0	0	0	0	0	0	0	0	0	0	0	0
4. Homeowners Multiple Peril	0	0	0	0	0	0	0	0	0	0	0	0
5.1 Commercial Multiple Peril (Non-Liability Portion)	2,582,389	1,824,342	0	1,439,279	0	1,880,439	2,063,088	1,698	64,993	70,856	663,403	0
5.2 Commercial Multiple Peril (Liability Portion)	132,969	94,328	0	75,229	0	9,854	27,377	0	1,184	3,865	36,567	0
6. Mortgage Guaranty	0	0	0	0	0	0	0	0	0	0	0	0
8. Ocean Marine	0	0	0	0	0	0	0	0	0	0	0	0
9. Inland Marine	57,011	50,434	0	37,159	0	11,014	26,170	0	235	648	9,642	0
10. Financial Guaranty	0	0	0	0	0	0	0	0	0	0	0	0
11.1 Medical Professional Liability - Occurrence	0	0	0	0	0	0	0	0	0	0	0	0
11.2 Medical Professional Liability - Claims-Made	0	0	0	0	0	0	0	0	0	0	0	0
12. Earthquake	0	0	0	0	0	0	0	0	0	0	0	0
13.1 Comprehensive (hospital and medical) ind (b)	0	0	0	0	0	0	0	0	0	0	0	0
13.2 Comprehensive (hospital and medical) group (b)	0	0	0	0	0	0	0	0	0	0	0	0
14. Credit A&H (Group and Individual)	0	0	0	0	0	0	0	0	0	0	0	0
15.1 Vision Only (b)	0	0	0	0	0	0	0	0	0	0	0	0
15.2 Dental Only (b)	0	0	0	0	0	0	0	0	0	0	0	0
15.3 Disability Income (b)	0	0	0	0	0	0	0	0	0	0	0	0
15.4 Medicare Supplement (b)	0	0	0	0	0	0	0	0	0	0	0	0
15.5 Medicaid Title XIX (b)	0	0	0	0	0	0	0	0	0	0	0	0
15.6 Medicare Title XVIII (b)	0	0	0	0	0	0	0	0	0	0	0	0
15.7 Long-Term Care (b)	0	0	0	0	0	0	0	0	0	0	0	0
15.8 Federal Employees Health Benefits Plan (b)	0	0	0	0	0	0	0	0	0	0	0	0
15.9 Other Health (b)	0	0	0	0	0	0	0	0	0	0	0	0
16. Workers' Compensation	0	0	0	0	0	0	0	0	0	0	0	0
17.1 Other Liability - Occurrence	24,920,869	17,735,222	0	12,947,078	14,180,841	22,821,033	14,286,757	88,370	1,397,249	2,063,763	3,911,238	0
17.2 Other Liability - Claims-Made	18,894,913	14,759,932	0	11,364,207	44,884	5,627,284	11,467,165	251,417	1,569,015	2,907,319	3,847,133	0
17.3 Excess Workers' Compensation	0	0	0	0	0	0	0	0	0	0	0	0
18.1 Products Liability - Occurrence	0	0	0	0	0	0	0	0	0	0	0	0
18.2 Products Liability - Claims-Made	0	0	0	0	0	0	0	0	0	0	0	0
19.1 Private Passenger Auto No-Fault (Personal Injury Protection)	0	0	0	0	0	0	0	0	0	0	0	0
19.2 Other Private Passenger Auto Liability	0	0	0	0	0	0	0	0	0	0	0	0
19.3 Commercial Auto No-Fault (Personal Injury Protection)	53	349	0	0	0	173	185	0	25	27	8	0
19.4 Other Commercial Auto Liability	42,786	64,030	0	16,409	0	31,694	33,454	0	4,545	4,797	6,418	0
21.1 Private Passenger Auto Physical Damage	0	0	0	0	0	0	0	0	0	0	0	0
21.2 Commercial Auto Physical Damage	839	3,643	0	0	0	1,802	1,920	0	258	275	126	0
22. Aircraft (all perils)	0	0	0	0	0	0	0	0	0	0	0	0
23. Fidelity	0	0	0	0	0	0	0	0	0	0	0	0
24. Surety	0	0	0	0	0	0	0	0	0	0	0	0
26. Burglary and Theft	0	0	0	0	0	0	0	0	0	0	0	0
27. Boiler and Machinery	0	0	0	0	0	0	0	0	0	0	0	0
28. Credit	0	0	0	0	0	0	0	0	0	0	0	0
29. International	0	0	0	0	0	0	0	0	0	0	0	0
30. Warranty	0	0	0	0	0	0	0	0	0	0	0	0
31. Reins nonproportional assumed property	XXX	XXX	XXX	XXX	XXX	XXX	XXX	XXX	XXX	XXX	XXX	XXX
32. Reins nonproportional assumed liability	XXX	XXX	XXX	XXX	XXX	XXX	XXX	XXX	XXX	XXX	XXX	XXX
33. Reins nonproportional assumed financial lines	XXX	XXX	XXX	XXX	XXX	XXX	XXX	XXX	XXX	XXX	XXX	XXX
34. Aggregate Write-Ins for Other Lines of Business	0	0	0	0	0	0	0	0	0	0	0	0
35. Total (a)	48,463,106	35,774,383	0	26,803,880	14,225,724	30,621,433	28,209,449	350,407	3,051,640	5,058,299	8,729,250	0
DETAILS OF WRITE-INS												
3401.												
3402.												
3403.												
3498. Summary of remaining write-ins for Line 34 from overflow page	0	0	0	0	0	0	0	0	0	0	0	0
3499. Totals (Lines 3401 thru 3403 plus 3498)(Line 34 above)	0	0	0	0	0	0	0	0	0	0	0	0

(a) Finance and service charges not included in Lines 1 to 35 \$ 0

(b) For health business on indicated lines report: Number of persons insured under PPO managed care products 0 and number of persons insured under indemnity only products 0

19 FL



ANNUAL STATEMENT FOR THE YEAR 2022 OF THE Ascot Specialty Insurance Company
EXHIBIT OF PREMIUMS AND LOSSES (Statutory Page 14)

NAIC Group Code 4908

BUSINESS IN THE STATE OF Georgia

DURING THE YEAR 2022

NAIC Company Code 45055

Line of Business	Gross Premiums, Including Policy and Membership Fees, Less Return Premiums and Premiums on Policies not Taken		3 Dividends Paid or Credited to Policyholders on Direct Business	4 Direct Unearned Premium Reserves	5 Direct Losses Paid (deducting salvage)	6 Direct Losses Incurred	7 Direct Losses Unpaid	8 Direct Defense and Cost Containment Expense Paid	9 Direct Defense and Cost Containment Expense Incurred	10 Direct Defense and Cost Containment Expense Unpaid	11 Commissions and Brokerage Expenses	12 Taxes, Licenses and Fees
	1 Direct Premiums Written	2 Direct Premiums Earned										
1. Fire	282,988	227,674	0	142,123	0	18,881	121,049	0	1,041	3,512	72,162	0
2.1 Allied Lines	0	0	0	0	0	0	0	0	0	0	0	0
2.2 Multiple Peril Crop	0	0	0	0	0	0	0	0	0	0	0	0
2.3 Federal Flood	0	0	0	0	0	0	0	0	0	0	0	0
2.4 Private Crop	0	0	0	0	0	0	0	0	0	0	0	0
2.5 Private Flood	0	0	0	0	0	0	0	0	0	0	0	0
3. Farmowners Multiple Peril	0	0	0	0	0	0	0	0	0	0	0	0
4. Homeowners Multiple Peril	0	0	0	0	0	0	0	0	0	0	0	0
5.1 Commercial Multiple Peril (Non-Liability Portion)	2,306,920	1,053,282	0	1,569,973	83,868	688,650	760,701	1,441	18,718	31,453	456,550	0
5.2 Commercial Multiple Peril (Liability Portion)	117,105	109,132	0	64,446	0	926	42,594	0	(362)	6,013	32,204	0
6. Mortgage Guaranty	0	0	0	0	0	0	0	0	0	0	0	0
8. Ocean Marine	0	0	0	0	0	0	0	0	0	0	0	0
9. Inland Marine	0	0	0	0	0	0	0	0	0	0	0	0
10. Financial Guaranty	0	0	0	0	0	0	0	0	0	0	0	0
11.1 Medical Professional Liability - Occurrence	0	0	0	0	0	0	0	0	0	0	0	0
11.2 Medical Professional Liability - Claims-Made	0	0	0	0	0	0	0	0	0	0	0	0
12. Earthquake	0	0	0	0	0	0	0	0	0	0	0	0
13.1 Comprehensive (hospital and medical) ind (b)	0	0	0	0	0	0	0	0	0	0	0	0
13.2 Comprehensive (hospital and medical) group (b)	0	0	0	0	0	0	0	0	0	0	0	0
14. Credit A&H (Group and Individual)	0	0	0	0	0	0	0	0	0	0	0	0
15.1 Vision Only (b)	0	0	0	0	0	0	0	0	0	0	0	0
15.2 Dental Only (b)	0	0	0	0	0	0	0	0	0	0	0	0
15.3 Disability Income (b)	0	0	0	0	0	0	0	0	0	0	0	0
15.4 Medicare Supplement (b)	0	0	0	0	0	0	0	0	0	0	0	0
15.5 Medicaid Title XIX (b)	0	0	0	0	0	0	0	0	0	0	0	0
15.6 Medicare Title XVIII (b)	0	0	0	0	0	0	0	0	0	0	0	0
15.7 Long-Term Care (b)	0	0	0	0	0	0	0	0	0	0	0	0
15.8 Federal Employees Health Benefits Plan (b)	0	0	0	0	0	0	0	0	0	0	0	0
15.9 Other Health (b)	0	0	0	0	0	0	0	0	0	0	0	0
16. Workers' Compensation	0	0	0	0	0	0	0	0	0	0	0	0
17.1 Other Liability - Occurrence	6,279,907	4,789,212	0	2,646,246	7,775	2,495,833	3,368,074	4,874	396,928	520,415	830,886	0
17.2 Other Liability - Claims-Made	7,918,905	6,575,746	0	4,805,707	225,186	2,642,582	4,013,546	59,146	569,081	1,050,154	1,684,707	0
17.3 Excess Workers' Compensation	0	0	0	0	0	0	0	0	0	0	0	0
18.1 Products Liability - Occurrence	0	0	0	0	0	0	0	0	0	0	0	0
18.2 Products Liability - Claims-Made	0	0	0	0	0	0	0	0	0	0	0	0
19.1 Private Passenger Auto No-Fault (Personal Injury Protection)	0	0	0	0	0	0	0	0	0	0	0	0
19.2 Other Private Passenger Auto Liability	0	0	0	0	0	0	0	0	0	0	0	0
19.3 Commercial Auto No-Fault (Personal Injury Protection)	0	0	0	0	0	0	0	0	0	0	0	0
19.4 Other Commercial Auto Liability	212	212	0	0	0	105	105	0	15	15	32	0
21.1 Private Passenger Auto Physical Damage	0	0	0	0	0	0	0	0	0	0	0	0
21.2 Commercial Auto Physical Damage	0	0	0	0	0	0	0	0	0	0	0	0
22. Aircraft (all perils)	0	0	0	0	0	0	0	0	0	0	0	0
23. Fidelity	0	0	0	0	0	0	0	0	0	0	0	0
24. Surety	0	0	0	0	0	0	0	0	0	0	0	0
26. Burglary and Theft	0	0	0	0	0	0	0	0	0	0	0	0
27. Boiler and Machinery	0	0	0	0	0	0	0	0	0	0	0	0
28. Credit	0	0	0	0	0	0	0	0	0	0	0	0
29. International	0	0	0	0	0	0	0	0	0	0	0	0
30. Warranty	0	0	0	0	0	0	0	0	0	0	0	0
31. Reins nonproportional assumed property	XXX	XXX	XXX	XXX	XXX	XXX	XXX	XXX	XXX	XXX	XXX	XXX
32. Reins nonproportional assumed liability	XXX	XXX	XXX	XXX	XXX	XXX	XXX	XXX	XXX	XXX	XXX	XXX
33. Reins nonproportional assumed financial lines	XXX	XXX	XXX	XXX	XXX	XXX	XXX	XXX	XXX	XXX	XXX	XXX
34. Aggregate Write-Ins for Other Lines of Business	0	0	0	0	0	0	0	0	0	0	0	0
35. Total (a)	16,906,037	12,755,259	0	9,228,496	316,829	5,846,978	8,306,069	65,461	985,422	1,611,563	3,076,541	0
DETAILS OF WRITE-INS												
3401.												
3402.												
3403.												
3498. Summary of remaining write-ins for Line 34 from overflow page	0	0	0	0	0	0	0	0	0	0	0	0
3499. Totals (Lines 3401 thru 3403 plus 3498)(Line 34 above)	0	0	0	0	0	0	0	0	0	0	0	0

(a) Finance and service charges not included in Lines 1 to 35 \$ 0

(b) For health business on indicated lines report: Number of persons insured under PPO managed care products 0 and number of persons insured under indemnity only products 0

19 GA



ANNUAL STATEMENT FOR THE YEAR 2022 OF THE Ascot Specialty Insurance Company

EXHIBIT OF PREMIUMS AND LOSSES (Statutory Page 14)

NAIC Group Code 4908

BUSINESS IN THE STATE OF Hawaii

DURING THE YEAR 2022

NAIC Company Code 45055

Table with 12 columns: Line of Business, Direct Premiums Written, Direct Premiums Earned, Dividends Paid or Credited to Policyholders on Direct Business, Direct Unearned Premium Reserves, Direct Losses Paid (deducting salvage), Direct Losses Incurred, Direct Losses Unpaid, Direct Defense and Cost Containment Expense Paid, Direct Defense and Cost Containment Expense Incurred, Direct Defense and Cost Containment Expense Unpaid, Commissions and Brokerage Expenses, Taxes, Licenses and Fees. Rows include various insurance lines like Fire, Multiple Peril Crop, Federal Flood, etc., and a 'DETAILS OF WRITE-INS' section at the bottom.

(a) Finance and service charges not included in Lines 1 to 35 \$0
(b) For health business on indicated lines report: Number of persons insured under PPO managed care products0 and number of persons insured under indemnity only products0 .

19.HI



ANNUAL STATEMENT FOR THE YEAR 2022 OF THE Ascot Specialty Insurance Company

EXHIBIT OF PREMIUMS AND LOSSES (Statutory Page 14)

NAIC Group Code 4908

BUSINESS IN THE STATE OF Idaho

DURING THE YEAR 2022

NAIC Company Code 45055

Table with 12 columns: Line of Business, Gross Premiums (Direct Written, Direct Earned), Dividends Paid, Direct Unearned Premium Reserves, Direct Losses Paid, Direct Losses Incurred, Direct Losses Unpaid, Direct Defense and Cost Containment Expense Paid, Direct Defense and Cost Containment Expense Incurred, Direct Defense and Cost Containment Expense Unpaid, Commissions and Brokerage Expenses, Taxes, Licenses and Fees. Rows include various insurance lines like Fire, Multiple Peril Crop, Commercial Multiple Peril, etc.

(a) Finance and service charges not included in Lines 1 to 35 \$0
(b) For health business on indicated lines report: Number of persons insured under PPO managed care products0 and number of persons insured under indemnity only products0

19.1D



ANNUAL STATEMENT FOR THE YEAR 2022 OF THE Ascot Specialty Insurance Company
EXHIBIT OF PREMIUMS AND LOSSES (Statutory Page 14)

NAIC Group Code 4908

BUSINESS IN THE STATE OF Illinois

DURING THE YEAR 2022

NAIC Company Code 45055

Line of Business	Gross Premiums, Including Policy and Membership Fees, Less Return Premiums and Premiums on Policies not Taken		3 Dividends Paid or Credited to Policyholders on Direct Business	4 Direct Unearned Premium Reserves	5 Direct Losses Paid (deducting salvage)	6 Direct Losses Incurred	7 Direct Losses Unpaid	8 Direct Defense and Cost Containment Expense Paid	9 Direct Defense and Cost Containment Expense Incurred	10 Direct Defense and Cost Containment Expense Unpaid	11 Commissions and Brokerage Expenses	12 Taxes, Licenses and Fees
	1 Direct Premiums Written	2 Direct Premiums Earned										
1. Fire	587,878	422,380	0	356,194	113,534	(38,687)	432,999	6,478	2,378	15,177	149,909	0
2.1 Allied Lines	0	0	0	0	0	0	0	0	0	0	0	0
2.2 Multiple Peril Crop	0	0	0	0	0	0	0	0	0	0	0	0
2.3 Federal Flood	0	0	0	0	0	0	0	0	0	0	0	0
2.4 Private Crop	0	0	0	0	0	0	0	0	0	0	0	0
2.5 Private Flood	0	0	0	0	0	0	0	0	0	0	0	0
3. Farmowners Multiple Peril	0	0	0	0	0	0	0	0	0	0	0	0
4. Homeowners Multiple Peril	0	0	0	0	0	0	0	0	0	0	0	0
5.1 Commercial Multiple Peril (Non-Liability Portion)	438,103	276,921	0	269,589	213,988	487,292	296,128	22,669	25,653	115,917	0	0
5.2 Commercial Multiple Peril (Liability Portion)	95,171	73,517	0	35,432	705	8,523	21,193	946	2,992	26,172	0	0
6. Mortgage Guaranty	0	0	0	0	0	0	0	0	0	0	0	0
8. Ocean Marine	0	0	0	0	0	0	0	0	0	0	0	0
9. Inland Marine	31,488	32,947	0	3,698	(20,412)	(15,237)	28,459	2,597	(3,207)	704	4,723	0
10. Financial Guaranty	0	0	0	0	0	0	0	0	0	0	0	0
11.1 Medical Professional Liability - Occurrence	0	0	0	0	0	0	0	0	0	0	0	0
11.2 Medical Professional Liability - Claims-Made	0	0	0	0	0	0	0	0	0	0	0	0
12. Earthquake	0	0	0	0	0	0	0	0	0	0	0	0
13.1 Comprehensive (hospital and medical) ind (b)	0	0	0	0	0	0	0	0	0	0	0	0
13.2 Comprehensive (hospital and medical) group (b)	0	0	0	0	0	0	0	0	0	0	0	0
14. Credit A&H (Group and Individual)	0	0	0	0	0	0	0	0	0	0	0	0
15.1 Vision Only (b)	0	0	0	0	0	0	0	0	0	0	0	0
15.2 Dental Only (b)	0	0	0	0	0	0	0	0	0	0	0	0
15.3 Disability Income (b)	0	0	0	0	0	0	0	0	0	0	0	0
15.4 Medicare Supplement (b)	0	0	0	0	0	0	0	0	0	0	0	0
15.5 Medicaid Title XIX (b)	0	0	0	0	0	0	0	0	0	0	0	0
15.6 Medicare Title XVIII (b)	0	0	0	0	0	0	0	0	0	0	0	0
15.7 Long-Term Care (b)	0	0	0	0	0	0	0	0	0	0	0	0
15.8 Federal Employees Health Benefits Plan (b)	0	0	0	0	0	0	0	0	0	0	0	0
15.9 Other Health (b)	0	0	0	0	0	0	0	0	0	0	0	0
16. Workers' Compensation	0	0	0	0	0	0	0	0	0	0	0	0
17.1 Other Liability - Occurrence	2,527,081	2,399,292	0	2,562,868	350,000	1,581,875	2,162,885	3,467	184,628	310,531	356,238	0
17.2 Other Liability - Claims-Made	10,173,628	6,871,346	0	6,318,864	278,492	3,006,719	4,328,354	65,085	643,476	1,049,691	2,106,776	0
17.3 Excess Workers' Compensation	0	0	0	0	0	0	0	0	0	0	0	0
18.1 Products Liability - Occurrence	0	0	0	0	0	0	0	0	0	0	0	0
18.2 Products Liability - Claims-Made	0	0	0	0	0	0	0	0	0	0	0	0
19.1 Private Passenger Auto No-Fault (Personal Injury Protection)	0	0	0	0	0	0	0	0	0	0	0	0
19.2 Other Private Passenger Auto Liability	0	0	0	0	0	0	0	0	0	0	0	0
19.3 Commercial Auto No-Fault (Personal Injury Protection)	0	0	0	0	0	0	0	0	0	0	0	0
19.4 Other Commercial Auto Liability	128,588	21,871	0	106,717	0	10,880	10,880	0	1,560	1,560	19,288	0
21.1 Private Passenger Auto Physical Damage	0	0	0	0	0	0	0	0	0	0	0	0
21.2 Commercial Auto Physical Damage	12,124	2,050	0	10,074	0	1,020	1,020	0	146	146	1,819	0
22. Aircraft (all perils)	0	0	0	0	0	0	0	0	0	0	0	0
23. Fidelity	0	0	0	0	0	0	0	0	0	0	0	0
24. Surety	0	0	0	0	0	0	0	0	0	0	0	0
26. Burglary and Theft	0	0	0	0	0	0	0	0	0	0	0	0
27. Boiler and Machinery	0	0	0	0	0	0	0	0	0	0	0	0
28. Credit	0	0	0	0	0	0	0	0	0	0	0	0
29. International	0	0	0	0	0	0	0	0	0	0	0	0
30. Warranty	0	0	0	0	0	0	0	0	0	0	0	0
31. Reins nonproportional assumed property	XXX	XXX	XXX	XXX	XXX	XXX	XXX	XXX	XXX	XXX	XXX	XXX
32. Reins nonproportional assumed liability	XXX	XXX	XXX	XXX	XXX	XXX	XXX	XXX	XXX	XXX	XXX	XXX
33. Reins nonproportional assumed financial lines	XXX	XXX	XXX	XXX	XXX	XXX	XXX	XXX	XXX	XXX	XXX	XXX
34. Aggregate Write-Ins for Other Lines of Business	0	0	0	0	0	0	0	0	0	0	0	0
35. Total (a)	13,994,061	10,100,325	0	9,663,435	936,307	5,042,386	7,281,919	77,627	852,596	1,406,455	2,780,842	0
DETAILS OF WRITE-INS												
3401.												
3402.												
3403.												
3498. Summary of remaining write-ins for Line 34 from overflow page	0	0	0	0	0	0	0	0	0	0	0	0
3499. Totals (Lines 3401 thru 3403 plus 3498)(Line 34 above)	0	0	0	0	0	0	0	0	0	0	0	0

(a) Finance and service charges not included in Lines 1 to 35 \$ 0

(b) For health business on indicated lines report: Number of persons insured under PPO managed care products 0 and number of persons insured under indemnity only products 0

19.1L



ANNUAL STATEMENT FOR THE YEAR 2022 OF THE Ascot Specialty Insurance Company
EXHIBIT OF PREMIUMS AND LOSSES (Statutory Page 14)

NAIC Group Code 4908

BUSINESS IN THE STATE OF Indiana

DURING THE YEAR 2022

NAIC Company Code 45055

Line of Business	Gross Premiums, Including Policy and Membership Fees, Less Return Premiums and Premiums on Policies not Taken		3 Dividends Paid or Credited to Policyholders on Direct Business	4 Direct Unearned Premium Reserves	5 Direct Losses Paid (deducting salvage)	6 Direct Losses Incurred	7 Direct Losses Unpaid	8 Direct Defense and Cost Containment Expense Paid	9 Direct Defense and Cost Containment Expense Incurred	10 Direct Defense and Cost Containment Expense Unpaid	11 Commissions and Brokerage Expenses	12 Taxes, Licenses and Fees
	1 Direct Premiums Written	2 Direct Premiums Earned										
1. Fire	318,957	219,963	0	118,899	0	43,653	102,483	976	2,527	2,974	81,334	0
2.1 Allied Lines	0	0	0	0	0	0	0	0	0	0	0	0
2.2 Multiple Peril Crop	0	0	0	0	0	0	0	0	0	0	0	0
2.3 Federal Flood	0	0	0	0	0	0	0	0	0	0	0	0
2.4 Private Crop	0	0	0	0	0	0	0	0	0	0	0	0
2.5 Private Flood	0	0	0	0	0	0	0	0	0	0	0	0
3. Farmowners Multiple Peril	0	0	0	0	0	0	0	0	0	0	0	0
4. Homeowners Multiple Peril	0	0	0	0	0	0	0	0	0	0	0	0
5.1 Commercial Multiple Peril (Non-Liability Portion)	792,521	521,015	0	452,583	0	296,191	353,479	1,462	18,309	30,808	177,291	0
5.2 Commercial Multiple Peril (Liability Portion)	139,451	114,362	0	75,732	0	30,959	74,647	1,099	719	6,304	38,349	0
6. Mortgage Guaranty	0	0	0	0	0	0	0	0	0	0	0	0
8. Ocean Marine	0	0	0	0	0	0	0	0	0	0	0	0
9. Inland Marine	0	0	0	0	0	0	0	0	0	0	0	0
10. Financial Guaranty	0	0	0	0	0	0	0	0	0	0	0	0
11.1 Medical Professional Liability - Occurrence	0	0	0	0	0	0	0	0	0	0	0	0
11.2 Medical Professional Liability - Claims-Made	0	0	0	0	0	0	0	0	0	0	0	0
12. Earthquake	0	0	0	0	0	0	0	0	0	0	0	0
13.1 Comprehensive (hospital and medical) ind (b)	0	0	0	0	0	0	0	0	0	0	0	0
13.2 Comprehensive (hospital and medical) group (b)	0	0	0	0	0	0	0	0	0	0	0	0
14. Credit A&H (Group and Individual)	0	0	0	0	0	0	0	0	0	0	0	0
15.1 Vision Only (b)	0	0	0	0	0	0	0	0	0	0	0	0
15.2 Dental Only (b)	0	0	0	0	0	0	0	0	0	0	0	0
15.3 Disability Income (b)	0	0	0	0	0	0	0	0	0	0	0	0
15.4 Medicare Supplement (b)	0	0	0	0	0	0	0	0	0	0	0	0
15.5 Medicaid Title XIX (b)	0	0	0	0	0	0	0	0	0	0	0	0
15.6 Medicare Title XVIII (b)	0	0	0	0	0	0	0	0	0	0	0	0
15.7 Long-Term Care (b)	0	0	0	0	0	0	0	0	0	0	0	0
15.8 Federal Employees Health Benefits Plan (b)	0	0	0	0	0	0	0	0	0	0	0	0
15.9 Other Health (b)	0	0	0	0	0	0	0	0	0	0	0	0
16. Workers' Compensation	0	0	0	0	0	0	0	0	0	0	0	0
17.1 Other Liability - Occurrence	938,252	1,139,427	0	639,670	0	575,369	916,491	0	83,918	131,329	133,386	0
17.2 Other Liability - Claims-Made	2,650,620	1,598,976	0	1,618,288	0	620,374	1,123,705	267	112,774	236,373	604,638	0
17.3 Excess Workers' Compensation	0	0	0	0	0	0	0	0	0	0	0	0
18.1 Products Liability - Occurrence	0	0	0	0	0	0	0	0	0	0	0	0
18.2 Products Liability - Claims-Made	0	0	0	0	0	0	0	0	0	0	0	0
19.1 Private Passenger Auto No-Fault (Personal Injury Protection)	0	0	0	0	0	0	0	0	0	0	0	0
19.2 Other Private Passenger Auto Liability	0	0	0	0	0	0	0	0	0	0	0	0
19.3 Commercial Auto No-Fault (Personal Injury Protection)	0	0	0	0	0	0	0	0	0	0	0	0
19.4 Other Commercial Auto Liability	2,362	2,099	0	263	0	1,044	1,044	0	150	150	354	0
21.1 Private Passenger Auto Physical Damage	0	0	0	0	0	0	0	0	0	0	0	0
21.2 Commercial Auto Physical Damage	107	107	0	0	0	53	53	0	8	8	16	0
22. Aircraft (all perils)	0	0	0	0	0	0	0	0	0	0	0	0
23. Fidelity	0	0	0	0	0	0	0	0	0	0	0	0
24. Surety	0	0	0	0	0	0	0	0	0	0	0	0
26. Burglary and Theft	0	0	0	0	0	0	0	0	0	0	0	0
27. Boiler and Machinery	0	0	0	0	0	0	0	0	0	0	0	0
28. Credit	0	0	0	0	0	0	0	0	0	0	0	0
29. International	0	0	0	0	0	0	0	0	0	0	0	0
30. Warranty	0	0	0	0	0	0	0	0	0	0	0	0
31. Reins nonproportional assumed property	XXX	XXX	XXX	XXX	XXX	XXX	XXX	XXX	XXX	XXX	XXX	XXX
32. Reins nonproportional assumed liability	XXX	XXX	XXX	XXX	XXX	XXX	XXX	XXX	XXX	XXX	XXX	XXX
33. Reins nonproportional assumed financial lines	XXX	XXX	XXX	XXX	XXX	XXX	XXX	XXX	XXX	XXX	XXX	XXX
34. Aggregate Write-Ins for Other Lines of Business	0	0	0	0	0	0	0	0	0	0	0	0
35. Total (a)	4,842,270	3,595,949	0	2,905,415	0	1,567,643	2,571,902	3,805	218,404	407,945	1,035,369	0
DETAILS OF WRITE-INS												
3401.												
3402.												
3403.												
3498. Summary of remaining write-ins for Line 34 from overflow page	0	0	0	0	0	0	0	0	0	0	0	0
3499. Totals (Lines 3401 thru 3403 plus 3498)(Line 34 above)	0	0	0	0	0	0	0	0	0	0	0	0

(a) Finance and service charges not included in Lines 1 to 35 \$ 0

(b) For health business on indicated lines report: Number of persons insured under PPO managed care products 0 and number of persons insured under indemnity only products 0

19.IN



ANNUAL STATEMENT FOR THE YEAR 2022 OF THE Ascot Specialty Insurance Company
EXHIBIT OF PREMIUMS AND LOSSES (Statutory Page 14)

NAIC Group Code 4908

BUSINESS IN THE STATE OF Iowa

DURING THE YEAR 2022

NAIC Company Code 45055

Line of Business	Gross Premiums, Including Policy and Membership Fees, Less Return Premiums and Premiums on Policies not Taken		3 Dividends Paid or Credited to Policyholders on Direct Business	4 Direct Unearned Premium Reserves	5 Direct Losses Paid (deducting salvage)	6 Direct Losses Incurred	7 Direct Losses Unpaid	8 Direct Defense and Cost Containment Expense Paid	9 Direct Defense and Cost Containment Expense Incurred	10 Direct Defense and Cost Containment Expense Unpaid	11 Commissions and Brokerage Expenses	12 Taxes, Licenses and Fees
	1 Direct Premiums Written	2 Direct Premiums Earned										
1. Fire	113,750	52,647	0	98,911	1,250,000	1,261,521	23,918	12,337	12,731	694	29,006	10
2.1 Allied Lines	0	0	0	0	0	0	0	0	0	0	0	0
2.2 Multiple Peril Crop	0	0	0	0	0	0	0	0	0	0	0	0
2.3 Federal Flood	0	0	0	0	0	0	0	0	0	0	0	0
2.4 Private Crop	0	0	0	0	0	0	0	0	0	0	0	0
2.5 Private Flood	0	0	0	0	0	0	0	0	0	0	0	0
3. Farmowners Multiple Peril	0	0	0	0	0	0	0	0	0	0	0	0
4. Homeowners Multiple Peril	0	0	0	0	0	0	0	0	0	0	0	0
5.1 Commercial Multiple Peril (Non-Liability Portion)	369,756	277,383	0	296,441	158,610	210,644	12,450	19,446	18,080	98,298	34	
5.2 Commercial Multiple Peril (Liability Portion)	116,215	110,024	0	81,038	1,682	42,162	0	(241)	5,952	31,959	11	
6. Mortgage Guaranty	0	0	0	0	0	0	0	0	0	0	0	0
8. Ocean Marine	0	0	0	0	0	0	0	0	0	0	0	0
9. Inland Marine	0	0	0	0	0	0	0	0	0	0	0	0
10. Financial Guaranty	0	0	0	0	0	0	0	0	0	0	0	0
11.1 Medical Professional Liability - Occurrence	0	0	0	0	0	0	0	0	0	0	0	0
11.2 Medical Professional Liability - Claims-Made	0	0	0	0	0	0	0	0	0	0	0	0
12. Earthquake	0	0	0	0	0	0	0	0	0	0	0	0
13.1 Comprehensive (hospital and medical) ind (b)	0	0	0	0	0	0	0	0	0	0	0	0
13.2 Comprehensive (hospital and medical) group (b)	0	0	0	0	0	0	0	0	0	0	0	0
14. Credit A&H (Group and Individual)	0	0	0	0	0	0	0	0	0	0	0	0
15.1 Vision Only (b)	0	0	0	0	0	0	0	0	0	0	0	0
15.2 Dental Only (b)	0	0	0	0	0	0	0	0	0	0	0	0
15.3 Disability Income (b)	0	0	0	0	0	0	0	0	0	0	0	0
15.4 Medicare Supplement (b)	0	0	0	0	0	0	0	0	0	0	0	0
15.5 Medicaid Title XIX (b)	0	0	0	0	0	0	0	0	0	0	0	0
15.6 Medicare Title XVIII (b)	0	0	0	0	0	0	0	0	0	0	0	0
15.7 Long-Term Care (b)	0	0	0	0	0	0	0	0	0	0	0	0
15.8 Federal Employees Health Benefits Plan (b)	0	0	0	0	0	0	0	0	0	0	0	0
15.9 Other Health (b)	0	0	0	0	0	0	0	0	0	0	0	0
16. Workers' Compensation	0	0	0	0	0	0	0	0	0	0	0	0
17.1 Other Liability - Occurrence	627,397	351,130	0	278,853	(5,000)	172,587	191,849	19	24,874	27,219	105,294	58
17.2 Other Liability - Claims-Made	1,607,699	1,332,398	0	862,833	0	543,664	853,551	1,850	106,416	159,948	370,465	148
17.3 Excess Workers' Compensation	0	0	0	0	0	0	0	0	0	0	0	0
18.1 Products Liability - Occurrence	0	0	0	0	0	0	0	0	0	0	0	0
18.2 Products Liability - Claims-Made	0	0	0	0	0	0	0	0	0	0	0	0
19.1 Private Passenger Auto No-Fault (Personal Injury Protection)	0	0	0	0	0	0	0	0	0	0	0	0
19.2 Other Private Passenger Auto Liability	0	0	0	0	0	0	0	0	0	0	0	0
19.3 Commercial Auto No-Fault (Personal Injury Protection)	0	0	0	0	0	0	0	0	0	0	0	0
19.4 Other Commercial Auto Liability	70,719	21,700	0	49,019	0	10,795	10,795	0	1,548	1,548	3,536	7
21.1 Private Passenger Auto Physical Damage	0	0	0	0	0	0	0	0	0	0	0	0
21.2 Commercial Auto Physical Damage	16,797	5,154	0	11,643	0	2,565	2,565	0	368	368	840	2
22. Aircraft (all perils)	0	0	0	0	0	0	0	0	0	0	0	0
23. Fidelity	0	0	0	0	0	0	0	0	0	0	0	0
24. Surety	0	0	0	0	0	0	0	0	0	0	0	0
26. Burglary and Theft	0	0	0	0	0	0	0	0	0	0	0	0
27. Boiler and Machinery	0	0	0	0	0	0	0	0	0	0	0	0
28. Credit	0	0	0	0	0	0	0	0	0	0	0	0
29. International	0	0	0	0	0	0	0	0	0	0	0	0
30. Warranty	0	0	0	0	0	0	0	0	0	0	0	0
31. Reins nonproportional assumed property	XXX	XXX	XXX	XXX	XXX	XXX	XXX	XXX	XXX	XXX	XXX	XXX
32. Reins nonproportional assumed liability	XXX	XXX	XXX	XXX	XXX	XXX	XXX	XXX	XXX	XXX	XXX	XXX
33. Reins nonproportional assumed financial lines	XXX	XXX	XXX	XXX	XXX	XXX	XXX	XXX	XXX	XXX	XXX	XXX
34. Aggregate Write-Ins for Other Lines of Business	0	0	0	0	0	0	0	0	0	0	0	0
35. Total (a)	2,922,333	2,150,436	0	1,678,738	1,245,000	2,151,423	1,335,485	26,655	165,142	213,809	639,398	270
DETAILS OF WRITE-INS												
3401.												
3402.												
3403.												
3498. Summary of remaining write-ins for Line 34 from overflow page	0	0	0	0	0	0	0	0	0	0	0	0
3499. Totals (Lines 3401 thru 3403 plus 3498)(Line 34 above)	0	0	0	0	0	0	0	0	0	0	0	0

(a) Finance and service charges not included in Lines 1 to 35 \$ 0

(b) For health business on indicated lines report: Number of persons insured under PPO managed care products 0 and number of persons insured under indemnity only products 0

191A



ANNUAL STATEMENT FOR THE YEAR 2022 OF THE Ascot Specialty Insurance Company
EXHIBIT OF PREMIUMS AND LOSSES (Statutory Page 14)

NAIC Group Code 4908

BUSINESS IN THE STATE OF Kansas

DURING THE YEAR 2022

NAIC Company Code 45055

Line of Business	Gross Premiums, Including Policy and Membership Fees, Less Return Premiums and Premiums on Policies not Taken		3 Dividends Paid or Credited to Policyholders on Direct Business	4 Direct Unearned Premium Reserves	5 Direct Losses Paid (deducting salvage)	6 Direct Losses Incurred	7 Direct Losses Unpaid	8 Direct Defense and Cost Containment Expense Paid	9 Direct Defense and Cost Containment Expense Incurred	10 Direct Defense and Cost Containment Expense Unpaid	11 Commissions and Brokerage Expenses	12 Taxes, Licenses and Fees
	1 Direct Premiums Written	2 Direct Premiums Earned										
1. Fire	0	0	0	0	0	0	0	0	0	0	0	0
2.1 Allied Lines	0	0	0	0	0	0	0	0	0	0	0	0
2.2 Multiple Peril Crop	0	0	0	0	0	0	0	0	0	0	0	0
2.3 Federal Flood	0	0	0	0	0	0	0	0	0	0	0	0
2.4 Private Crop	0	0	0	0	0	0	0	0	0	0	0	0
2.5 Private Flood	0	0	0	0	0	0	0	0	0	0	0	0
3. Farmowners Multiple Peril	0	0	0	0	0	0	0	0	0	0	0	0
4. Homeowners Multiple Peril	0	0	0	0	0	0	0	0	0	0	0	0
5.1 Commercial Multiple Peril (Non-Liability Portion)	49,652	40,269	0	35,358	0	37,491	41,804	560	1,124	815	12,730	6
5.2 Commercial Multiple Peril (Liability Portion)	730	717	0	434	0	(216)	511	0	(39)	72	201	0
6. Mortgage Guaranty	0	0	0	0	0	0	0	0	0	0	0	0
8. Ocean Marine	0	0	0	0	0	0	0	0	0	0	0	0
9. Inland Marine	0	0	0	0	0	0	0	0	0	0	0	0
10. Financial Guaranty	0	0	0	0	0	0	0	0	0	0	0	0
11.1 Medical Professional Liability - Occurrence	0	0	0	0	0	0	0	0	0	0	0	0
11.2 Medical Professional Liability - Claims-Made	0	0	0	0	0	0	0	0	0	0	0	0
12. Earthquake	0	0	0	0	0	0	0	0	0	0	0	0
13.1 Comprehensive (hospital and medical) ind (b)	0	0	0	0	0	0	0	0	0	0	0	0
13.2 Comprehensive (hospital and medical) group (b)	0	0	0	0	0	0	0	0	0	0	0	0
14. Credit A&H (Group and Individual)	0	0	0	0	0	0	0	0	0	0	0	0
15.1 Vision Only (b)	0	0	0	0	0	0	0	0	0	0	0	0
15.2 Dental Only (b)	0	0	0	0	0	0	0	0	0	0	0	0
15.3 Disability Income (b)	0	0	0	0	0	0	0	0	0	0	0	0
15.4 Medicare Supplement (b)	0	0	0	0	0	0	0	0	0	0	0	0
15.5 Medicaid Title XIX (b)	0	0	0	0	0	0	0	0	0	0	0	0
15.6 Medicare Title XVIII (b)	0	0	0	0	0	0	0	0	0	0	0	0
15.7 Long-Term Care (b)	0	0	0	0	0	0	0	0	0	0	0	0
15.8 Federal Employees Health Benefits Plan (b)	0	0	0	0	0	0	0	0	0	0	0	0
15.9 Other Health (b)	0	0	0	0	0	0	0	0	0	0	0	0
16. Workers' Compensation	0	0	0	0	0	0	0	0	0	0	0	0
17.1 Other Liability - Occurrence	710,789	629,225	0	438,889	0	339,500	476,250	0	48,213	68,200	34,676	84
17.2 Other Liability - Claims-Made	2,558,167	1,590,417	0	1,365,762	0	677,762	991,858	0	114,787	169,324	460,774	303
17.3 Excess Workers' Compensation	0	0	0	0	0	0	0	0	0	0	0	0
18.1 Products Liability - Occurrence	0	0	0	0	0	0	0	0	0	0	0	0
18.2 Products Liability - Claims-Made	0	0	0	0	0	0	0	0	0	0	0	0
19.1 Private Passenger Auto No-Fault (Personal Injury Protection)	0	0	0	0	0	0	0	0	0	0	0	0
19.2 Other Private Passenger Auto Liability	0	0	0	0	0	0	0	0	0	0	0	0
19.3 Commercial Auto No-Fault (Personal Injury Protection)	0	0	0	0	0	0	0	0	0	0	0	0
19.4 Other Commercial Auto Liability	0	0	0	0	0	0	0	0	0	0	0	0
21.1 Private Passenger Auto Physical Damage	0	0	0	0	0	0	0	0	0	0	0	0
21.2 Commercial Auto Physical Damage	0	0	0	0	0	0	0	0	0	0	0	0
22. Aircraft (all perils)	0	0	0	0	0	0	0	0	0	0	0	0
23. Fidelity	0	0	0	0	0	0	0	0	0	0	0	0
24. Surety	0	0	0	0	0	0	0	0	0	0	0	0
26. Burglary and Theft	0	0	0	0	0	0	0	0	0	0	0	0
27. Boiler and Machinery	0	0	0	0	0	0	0	0	0	0	0	0
28. Credit	0	0	0	0	0	0	0	0	0	0	0	0
29. International	0	0	0	0	0	0	0	0	0	0	0	0
30. Warranty	0	0	0	0	0	0	0	0	0	0	0	0
31. Reins nonproportional assumed property	XXX	XXX	XXX	XXX	XXX	XXX	XXX	XXX	XXX	XXX	XXX	XXX
32. Reins nonproportional assumed liability	XXX	XXX	XXX	XXX	XXX	XXX	XXX	XXX	XXX	XXX	XXX	XXX
33. Reins nonproportional assumed financial lines	XXX	XXX	XXX	XXX	XXX	XXX	XXX	XXX	XXX	XXX	XXX	XXX
34. Aggregate Write-Ins for Other Lines of Business	0	0	0	0	0	0	0	0	0	0	0	0
35. Total (a)	3,319,338	2,260,628	0	1,840,443	0	1,054,537	1,510,424	560	164,085	238,411	508,380	393
DETAILS OF WRITE-INS												
3401.												
3402.												
3403.												
3498. Summary of remaining write-ins for Line 34 from overflow page	0	0	0	0	0	0	0	0	0	0	0	0
3499. Totals (Lines 3401 thru 3403 plus 3498)(Line 34 above)	0	0	0	0	0	0	0	0	0	0	0	0

(a) Finance and service charges not included in Lines 1 to 35 \$ 0

(b) For health business on indicated lines report: Number of persons insured under PPO managed care products 0 and number of persons insured under indemnity only products 0

19 KS



ANNUAL STATEMENT FOR THE YEAR 2022 OF THE Ascot Specialty Insurance Company
EXHIBIT OF PREMIUMS AND LOSSES (Statutory Page 14)

NAIC Group Code 4908

BUSINESS IN THE STATE OF Kentucky

DURING THE YEAR 2022

NAIC Company Code 45055

Line of Business	Gross Premiums, Including Policy and Membership Fees, Less Return Premiums and Premiums on Policies not Taken		3 Dividends Paid or Credited to Policyholders on Direct Business	4 Direct Unearned Premium Reserves	5 Direct Losses Paid (deducting salvage)	6 Direct Losses Incurred	7 Direct Losses Unpaid	8 Direct Defense and Cost Containment Expense Paid	9 Direct Defense and Cost Containment Expense Incurred	10 Direct Defense and Cost Containment Expense Unpaid	11 Commissions and Brokerage Expenses	12 Taxes, Licenses and Fees
	1 Direct Premiums Written	2 Direct Premiums Earned										
1. Fire	21,875	19,957	0	1,918	0	(17,372)	21,443	0	(317)	622	5,578	2
2.1 Allied Lines	0	0	0	0	0	0	0	0	0	0	0	0
2.2 Multiple Peril Crop	0	0	0	0	0	0	0	0	0	0	0	0
2.3 Federal Flood	0	0	0	0	0	0	0	0	0	0	0	0
2.4 Private Crop	0	0	0	0	0	0	0	0	0	0	0	0
2.5 Private Flood	0	0	0	0	0	0	0	0	0	0	0	0
3. Farmowners Multiple Peril	0	0	0	0	0	0	0	0	0	0	0	0
4. Homeowners Multiple Peril	0	0	0	0	0	0	0	0	0	0	0	0
5.1 Commercial Multiple Peril (Non-Liability Portion)	130,455	69,848	0	73,490	55,201	114,949	63,063	1,932	2,934	1,319	33,281	13
5.2 Commercial Multiple Peril (Liability Portion)	2,309	3,386	0	1,141	0	27	1,324	0	(12)	187	635	0
6. Mortgage Guaranty	0	0	0	0	0	0	0	0	0	0	0	0
8. Ocean Marine	0	0	0	0	0	0	0	0	0	0	0	0
9. Inland Marine	0	0	0	0	0	159	704	0	3	17	0	0
10. Financial Guaranty	0	0	0	0	0	0	0	0	0	0	0	0
11.1 Medical Professional Liability - Occurrence	0	0	0	0	0	0	0	0	0	0	0	0
11.2 Medical Professional Liability - Claims-Made	0	0	0	0	0	0	0	0	0	0	0	0
12. Earthquake	0	0	0	0	0	0	0	0	0	0	0	0
13.1 Comprehensive (hospital and medical) ind (b)	0	0	0	0	0	0	0	0	0	0	0	0
13.2 Comprehensive (hospital and medical) group (b)	0	0	0	0	0	0	0	0	0	0	0	0
14. Credit A&H (Group and Individual)	0	0	0	0	0	0	0	0	0	0	0	0
15.1 Vision Only (b)	0	0	0	0	0	0	0	0	0	0	0	0
15.2 Dental Only (b)	0	0	0	0	0	0	0	0	0	0	0	0
15.3 Disability Income (b)	0	0	0	0	0	0	0	0	0	0	0	0
15.4 Medicare Supplement (b)	0	0	0	0	0	0	0	0	0	0	0	0
15.5 Medicaid Title XIX (b)	0	0	0	0	0	0	0	0	0	0	0	0
15.6 Medicare Title XVIII (b)	0	0	0	0	0	0	0	0	0	0	0	0
15.7 Long-Term Care (b)	0	0	0	0	0	0	0	0	0	0	0	0
15.8 Federal Employees Health Benefits Plan (b)	0	0	0	0	0	0	0	0	0	0	0	0
15.9 Other Health (b)	0	0	0	0	0	0	0	0	0	0	0	0
16. Workers' Compensation	0	0	0	0	0	0	0	0	0	0	0	0
17.1 Other Liability - Occurrence	487,571	219,328	0	383,837	0	112,625	216,837	0	15,467	31,051	80,178	48
17.2 Other Liability - Claims-Made	1,822,334	1,339,683	0	804,617	0	480,910	778,430	0	92,881	189,664	389,003	180
17.3 Excess Workers' Compensation	0	0	0	0	0	0	0	0	0	0	0	0
18.1 Products Liability - Occurrence	0	0	0	0	0	0	0	0	0	0	0	0
18.2 Products Liability - Claims-Made	0	0	0	0	0	0	0	0	0	0	0	0
19.1 Private Passenger Auto No-Fault (Personal Injury Protection)	0	0	0	0	0	0	0	0	0	0	0	0
19.2 Other Private Passenger Auto Liability	0	0	0	0	0	0	0	0	0	0	0	0
19.3 Commercial Auto No-Fault (Personal Injury Protection)	0	0	0	0	0	0	0	0	0	0	0	0
19.4 Other Commercial Auto Liability	0	0	0	0	0	0	0	0	0	0	0	0
21.1 Private Passenger Auto Physical Damage	0	0	0	0	0	0	0	0	0	0	0	0
21.2 Commercial Auto Physical Damage	0	0	0	0	0	0	0	0	0	0	0	0
22. Aircraft (all perils)	0	0	0	0	0	0	0	0	0	0	0	0
23. Fidelity	0	0	0	0	0	0	0	0	0	0	0	0
24. Surety	0	0	0	0	0	0	0	0	0	0	0	0
26. Burglary and Theft	0	0	0	0	0	0	0	0	0	0	0	0
27. Boiler and Machinery	0	0	0	0	0	0	0	0	0	0	0	0
28. Credit	0	0	0	0	0	0	0	0	0	0	0	0
29. International	0	0	0	0	0	0	0	0	0	0	0	0
30. Warranty	0	0	0	0	0	0	0	0	0	0	0	0
31. Reins nonproportional assumed property	XXX	XXX	XXX	XXX	XXX	XXX	XXX	XXX	XXX	XXX	XXX	XXX
32. Reins nonproportional assumed liability	XXX	XXX	XXX	XXX	XXX	XXX	XXX	XXX	XXX	XXX	XXX	XXX
33. Reins nonproportional assumed financial lines	XXX	XXX	XXX	XXX	XXX	XXX	XXX	XXX	XXX	XXX	XXX	XXX
34. Aggregate Write-Ins for Other Lines of Business	0	0	0	0	0	0	0	0	0	0	0	0
35. Total (a)	2,464,544	1,652,202	0	1,265,003	55,201	691,297	1,081,800	1,932	110,956	222,862	508,675	243
DETAILS OF WRITE-INS												
3401.												
3402.												
3403.												
3498. Summary of remaining write-ins for Line 34 from overflow page	0	0	0	0	0	0	0	0	0	0	0	0
3499. Totals (Lines 3401 thru 3403 plus 3498)(Line 34 above)	0	0	0	0	0	0	0	0	0	0	0	0

(a) Finance and service charges not included in Lines 1 to 35 \$ 0

(b) For health business on indicated lines report: Number of persons insured under PPO managed care products 0 and number of persons insured under indemnity only products 0

19 KY



ANNUAL STATEMENT FOR THE YEAR 2022 OF THE Ascot Specialty Insurance Company
EXHIBIT OF PREMIUMS AND LOSSES (Statutory Page 14)

NAIC Group Code 4908

BUSINESS IN THE STATE OF Louisiana

DURING THE YEAR 2022

NAIC Company Code 45055

Line of Business	Gross Premiums, Including Policy and Membership Fees, Less Return Premiums and Premiums on Policies not Taken		3 Dividends Paid or Credited to Policyholders on Direct Business	4 Direct Unearned Premium Reserves	5 Direct Losses Paid (deducting salvage)	6 Direct Losses Incurred	7 Direct Losses Unpaid	8 Direct Defense and Cost Containment Expense Paid	9 Direct Defense and Cost Containment Expense Incurred	10 Direct Defense and Cost Containment Expense Unpaid	11 Commissions and Brokerage Expenses	12 Taxes, Licenses and Fees
	1 Direct Premiums Written	2 Direct Premiums Earned										
1. Fire	37,247	29,598	0	24,293	0	8,122	12,510	0	257	363	9,498	8
2.1 Allied Lines	0	0	0	0	0	0	0	0	0	0	0	0
2.2 Multiple Peril Crop	0	0	0	0	0	0	0	0	0	0	0	0
2.3 Federal Flood	0	0	0	0	0	0	0	0	0	0	0	0
2.4 Private Crop	0	0	0	0	0	0	0	0	0	0	0	0
2.5 Private Flood	0	0	0	0	0	0	0	0	0	0	0	0
3. Farmowners Multiple Peril	0	0	0	0	0	0	0	0	0	0	0	0
4. Homeowners Multiple Peril	0	0	0	0	0	0	0	0	0	0	0	0
5.1 Commercial Multiple Peril (Non-Liability Portion)	545,854	399,378	0	270,869	35,117	122,792	124,226	3,420	9,362	17,139	145,890	111
5.2 Commercial Multiple Peril (Liability Portion)	221,449	170,219	0	110,741	0	14,945	52,360	0	1,668	7,392	60,899	45
6. Mortgage Guaranty	0	0	0	0	0	0	0	0	0	0	0	0
8. Ocean Marine	0	0	0	0	0	0	0	0	0	0	0	0
9. Inland Marine	102,203	66,636	0	41,973	0	9,262	11,172	0	225	276	16,011	21
10. Financial Guaranty	0	0	0	0	0	0	0	0	0	0	0	0
11.1 Medical Professional Liability - Occurrence	0	0	0	0	0	0	0	0	0	0	0	0
11.2 Medical Professional Liability - Claims-Made	0	0	0	0	0	0	0	0	0	0	0	0
12. Earthquake	0	0	0	0	0	0	0	0	0	0	0	0
13.1 Comprehensive (hospital and medical) ind (b)	0	0	0	0	0	0	0	0	0	0	0	0
13.2 Comprehensive (hospital and medical) group (b)	0	0	0	0	0	0	0	0	0	0	0	0
14. Credit A&H (Group and Individual)	0	0	0	0	0	0	0	0	0	0	0	0
15.1 Vision Only (b)	0	0	0	0	0	0	0	0	0	0	0	0
15.2 Dental Only (b)	0	0	0	0	0	0	0	0	0	0	0	0
15.3 Disability Income (b)	0	0	0	0	0	0	0	0	0	0	0	0
15.4 Medicare Supplement (b)	0	0	0	0	0	0	0	0	0	0	0	0
15.5 Medicaid Title XIX (b)	0	0	0	0	0	0	0	0	0	0	0	0
15.6 Medicare Title XVIII (b)	0	0	0	0	0	0	0	0	0	0	0	0
15.7 Long-Term Care (b)	0	0	0	0	0	0	0	0	0	0	0	0
15.8 Federal Employees Health Benefits Plan (b)	0	0	0	0	0	0	0	0	0	0	0	0
15.9 Other Health (b)	0	0	0	0	0	0	0	0	0	0	0	0
16. Workers' Compensation	0	0	0	0	0	0	0	0	0	0	0	0
17.1 Other Liability - Occurrence	3,996,556	3,467,035	0	1,604,064	20,680	1,704,767	2,758,941	5,245	287,006	432,073	674,163	815
17.2 Other Liability - Claims-Made	2,289,385	1,410,968	0	1,251,811	185,584	558,024	990,710	1,080	127,186	218,588	531,981	467
17.3 Excess Workers' Compensation	0	0	0	0	0	0	0	0	0	0	0	0
18.1 Products Liability - Occurrence	0	0	0	0	0	0	0	0	0	0	0	0
18.2 Products Liability - Claims-Made	0	0	0	0	0	0	0	0	0	0	0	0
19.1 Private Passenger Auto No-Fault (Personal Injury Protection)	0	0	0	0	0	0	0	0	0	0	0	0
19.2 Other Private Passenger Auto Liability	0	0	0	0	0	0	0	0	0	0	0	0
19.3 Commercial Auto No-Fault (Personal Injury Protection)	0	0	0	0	0	0	0	0	0	0	0	0
19.4 Other Commercial Auto Liability	1,798	1,601	0	1,739	0	794	822	0	114	118	270	0
21.1 Private Passenger Auto Physical Damage	0	0	0	0	0	0	0	0	0	0	0	0
21.2 Commercial Auto Physical Damage	0	0	0	0	0	0	0	0	0	0	0	0
22. Aircraft (all perils)	0	0	0	0	0	0	0	0	0	0	0	0
23. Fidelity	0	0	0	0	0	0	0	0	0	0	0	0
24. Surety	0	0	0	0	0	0	0	0	0	0	0	0
26. Burglary and Theft	0	0	0	0	0	0	0	0	0	0	0	0
27. Boiler and Machinery	0	0	0	0	0	0	0	0	0	0	0	0
28. Credit	0	0	0	0	0	0	0	0	0	0	0	0
29. International	0	0	0	0	0	0	0	0	0	0	0	0
30. Warranty	0	0	0	0	0	0	0	0	0	0	0	0
31. Reins nonproportional assumed property	XXX	XXX	XXX	XXX	XXX	XXX	XXX	XXX	XXX	XXX	XXX	XXX
32. Reins nonproportional assumed liability	XXX	XXX	XXX	XXX	XXX	XXX	XXX	XXX	XXX	XXX	XXX	XXX
33. Reins nonproportional assumed financial lines	XXX	XXX	XXX	XXX	XXX	XXX	XXX	XXX	XXX	XXX	XXX	XXX
34. Aggregate Write-Ins for Other Lines of Business	0	0	0	0	0	0	0	0	0	0	0	0
35. Total (a)	7,194,491	5,545,433	0	3,305,490	241,381	2,418,706	3,950,741	9,745	425,818	675,949	1,438,711	1,468
DETAILS OF WRITE-INS												
3401.												
3402.												
3403.												
3498. Summary of remaining write-ins for Line 34 from overflow page	0	0	0	0	0	0	0	0	0	0	0	0
3499. Totals (Lines 3401 thru 3403 plus 3498)(Line 34 above)	0	0	0	0	0	0	0	0	0	0	0	0

(a) Finance and service charges not included in Lines 1 to 35 \$ 0

(b) For health business on indicated lines report: Number of persons insured under PPO managed care products 0 and number of persons insured under indemnity only products 0

191A



ANNUAL STATEMENT FOR THE YEAR 2022 OF THE Ascot Specialty Insurance Company
EXHIBIT OF PREMIUMS AND LOSSES (Statutory Page 14)

NAIC Group Code 4908

BUSINESS IN THE STATE OF Maine

DURING THE YEAR 2022

NAIC Company Code 45055

Line of Business	Gross Premiums, Including Policy and Membership Fees, Less Return Premiums and Premiums on Policies not Taken		3 Dividends Paid or Credited to Policyholders on Direct Business	4 Direct Unearned Premium Reserves	5 Direct Losses Paid (deducting salvage)	6 Direct Losses Incurred	7 Direct Losses Unpaid	8 Direct Defense and Cost Containment Expense Paid	9 Direct Defense and Cost Containment Expense Incurred	10 Direct Defense and Cost Containment Expense Unpaid	11 Commissions and Brokerage Expenses	12 Taxes, Licenses and Fees
	1 Direct Premiums Written	2 Direct Premiums Earned										
1. Fire	62,500	15,753	0	46,747	0	1,632	1,632	0	326	326	17,188	0
2.1 Allied Lines	0	0	0	0	0	0	0	0	0	0	0	0
2.2 Multiple Peril Crop	0	0	0	0	0	0	0	0	0	0	0	0
2.3 Federal Flood	0	0	0	0	0	0	0	0	0	0	0	0
2.4 Private Crop	0	0	0	0	0	0	0	0	0	0	0	0
2.5 Private Flood	0	0	0	0	0	0	0	0	0	0	0	0
3. Farmowners Multiple Peril	0	0	0	0	0	0	0	0	0	0	0	0
4. Homeowners Multiple Peril	0	0	0	0	0	0	0	0	0	0	0	0
5.1 Commercial Multiple Peril (Non-Liability Portion)	28,172	23,800	0	5,803	0	15,317	16,337	0	302	694	7,274	0
5.2 Commercial Multiple Peril (Liability Portion)	3,649	3,614	0	712	0	87	1,351	0	(3)	191	1,004	0
6. Mortgage Guaranty	0	0	0	0	0	0	0	0	0	0	0	0
8. Ocean Marine	0	0	0	0	0	0	0	0	0	0	0	0
9. Inland Marine	8,250	8,240	0	113	0	1,295	2,042	0	30	51	1,238	0
10. Financial Guaranty	0	0	0	0	0	0	0	0	0	0	0	0
11.1 Medical Professional Liability - Occurrence	0	0	0	0	0	0	0	0	0	0	0	0
11.2 Medical Professional Liability - Claims-Made	0	0	0	0	0	0	0	0	0	0	0	0
12. Earthquake	0	0	0	0	0	0	0	0	0	0	0	0
13.1 Comprehensive (hospital and medical) ind (b)	0	0	0	0	0	0	0	0	0	0	0	0
13.2 Comprehensive (hospital and medical) group (b)	0	0	0	0	0	0	0	0	0	0	0	0
14. Credit A&H (Group and Individual)	0	0	0	0	0	0	0	0	0	0	0	0
15.1 Vision Only (b)	0	0	0	0	0	0	0	0	0	0	0	0
15.2 Dental Only (b)	0	0	0	0	0	0	0	0	0	0	0	0
15.3 Disability Income (b)	0	0	0	0	0	0	0	0	0	0	0	0
15.4 Medicare Supplement (b)	0	0	0	0	0	0	0	0	0	0	0	0
15.5 Medicaid Title XIX (b)	0	0	0	0	0	0	0	0	0	0	0	0
15.6 Medicare Title XVIII (b)	0	0	0	0	0	0	0	0	0	0	0	0
15.7 Long-Term Care (b)	0	0	0	0	0	0	0	0	0	0	0	0
15.8 Federal Employees Health Benefits Plan (b)	0	0	0	0	0	0	0	0	0	0	0	0
15.9 Other Health (b)	0	0	0	0	0	0	0	0	0	0	0	0
16. Workers' Compensation	0	0	0	0	0	0	0	0	0	0	0	0
17.1 Other Liability - Occurrence	566,034	335,485	0	328,074	0	165,681	191,176	0	23,862	27,411	99,250	0
17.2 Other Liability - Claims-Made	421,757	216,013	0	267,218	0	91,428	161,934	0	15,450	26,112	90,751	0
17.3 Excess Workers' Compensation	0	0	0	0	0	0	0	0	0	0	0	0
18.1 Products Liability - Occurrence	0	0	0	0	0	0	0	0	0	0	0	0
18.2 Products Liability - Claims-Made	0	0	0	0	0	0	0	0	0	0	0	0
19.1 Private Passenger Auto No-Fault (Personal Injury Protection)	0	0	0	0	0	0	0	0	0	0	0	0
19.2 Other Private Passenger Auto Liability	0	0	0	0	0	0	0	0	0	0	0	0
19.3 Commercial Auto No-Fault (Personal Injury Protection)	0	0	0	0	0	0	0	0	0	0	0	0
19.4 Other Commercial Auto Liability	0	0	0	0	0	0	0	0	0	0	0	0
21.1 Private Passenger Auto Physical Damage	0	0	0	0	0	0	0	0	0	0	0	0
21.2 Commercial Auto Physical Damage	0	0	0	0	0	0	0	0	0	0	0	0
22. Aircraft (all perils)	0	0	0	0	0	0	0	0	0	0	0	0
23. Fidelity	0	0	0	0	0	0	0	0	0	0	0	0
24. Surety	0	0	0	0	0	0	0	0	0	0	0	0
26. Burglary and Theft	0	0	0	0	0	0	0	0	0	0	0	0
27. Boiler and Machinery	0	0	0	0	0	0	0	0	0	0	0	0
28. Credit	0	0	0	0	0	0	0	0	0	0	0	0
29. International	0	0	0	0	0	0	0	0	0	0	0	0
30. Warrantly	0	0	0	0	0	0	0	0	0	0	0	0
31. Reins nonproportional assumed property	XXX	XXX	XXX	XXX	XXX	XXX	XXX	XXX	XXX	XXX	XXX	XXX
32. Reins nonproportional assumed liability	XXX	XXX	XXX	XXX	XXX	XXX	XXX	XXX	XXX	XXX	XXX	XXX
33. Reins nonproportional assumed financial lines	XXX	XXX	XXX	XXX	XXX	XXX	XXX	XXX	XXX	XXX	XXX	XXX
34. Aggregate Write-Ins for Other Lines of Business	0	0	0	0	0	0	0	0	0	0	0	0
35. Total (a)	1,090,362	602,905	0	648,666	0	275,440	374,473	0	39,969	54,785	216,704	0
DETAILS OF WRITE-INS												
3401.												
3402.												
3403.												
3498. Summary of remaining write-ins for Line 34 from overflow page	0	0	0	0	0	0	0	0	0	0	0	0
3499. Totals (Lines 3401 thru 3403 plus 3498)(Line 34 above)	0	0	0	0	0	0	0	0	0	0	0	0

(a) Finance and service charges not included in Lines 1 to 35 \$ 0

(b) For health business on indicated lines report: Number of persons insured under PPO managed care products 0 and number of persons insured under indemnity only products 0

19 ME



ANNUAL STATEMENT FOR THE YEAR 2022 OF THE Ascot Specialty Insurance Company
EXHIBIT OF PREMIUMS AND LOSSES (Statutory Page 14)

NAIC Group Code 4908

BUSINESS IN THE STATE OF Maryland

DURING THE YEAR 2022

NAIC Company Code 45055

Line of Business	Gross Premiums, Including Policy and Membership Fees, Less Return Premiums and Premiums on Policies not Taken		3 Dividends Paid or Credited to Policyholders on Direct Business	4 Direct Unearned Premium Reserves	5 Direct Losses Paid (deducting salvage)	6 Direct Losses Incurred	7 Direct Losses Unpaid	8 Direct Defense and Cost Containment Expense Paid	9 Direct Defense and Cost Containment Expense Incurred	10 Direct Defense and Cost Containment Expense Unpaid	11 Commissions and Brokerage Expenses	12 Taxes, Licenses and Fees
	1 Direct Premiums Written	2 Direct Premiums Earned										
1. Fire	40,000	22,124	0	24,438	0	(28,301)	27,692	0	(499)	856	10,700	15
2.1 Allied Lines	0	0	0	0	0	0	0	0	0	0	0	0
2.2 Multiple Peril Crop	0	0	0	0	0	0	0	0	0	0	0	0
2.3 Federal Flood	0	0	0	0	0	0	0	0	0	0	0	0
2.4 Private Crop	0	0	0	0	0	0	0	0	0	0	0	0
2.5 Private Flood	0	0	0	0	0	0	0	0	0	0	0	0
3. Farmowners Multiple Peril	0	0	0	0	0	0	0	0	0	0	0	0
4. Homeowners Multiple Peril	0	0	0	0	0	0	0	0	0	0	0	0
5.1 Commercial Multiple Peril (Non-Liability Portion)	471,133	219,709	0	348,504	0	156,905	181,027	1,175	3,462	7,339	122,859	174
5.2 Commercial Multiple Peril (Liability Portion)	39,509	30,501	0	27,611	0	(3,443)	15,764	0	(713)	2,225	10,865	15
6. Mortgage Guaranty	0	0	0	0	0	0	0	0	0	0	0	0
8. Ocean Marine	0	0	0	0	0	0	0	0	0	0	0	0
9. Inland Marine	2,285	2,285	0	0	0	703	2,089	0	14	52	343	1
10. Financial Guaranty	0	0	0	0	0	0	0	0	0	0	0	0
11.1 Medical Professional Liability - Occurrence	0	0	0	0	0	0	0	0	0	0	0	0
11.2 Medical Professional Liability - Claims-Made	0	0	0	0	0	0	0	0	0	0	0	0
12. Earthquake	0	0	0	0	0	0	0	0	0	0	0	0
13.1 Comprehensive (hospital and medical) ind (b)	0	0	0	0	0	0	0	0	0	0	0	0
13.2 Comprehensive (hospital and medical) group (b)	0	0	0	0	0	0	0	0	0	0	0	0
14. Credit A&H (Group and Individual)	0	0	0	0	0	0	0	0	0	0	0	0
15.1 Vision Only (b)	0	0	0	0	0	0	0	0	0	0	0	0
15.2 Dental Only (b)	0	0	0	0	0	0	0	0	0	0	0	0
15.3 Disability Income (b)	0	0	0	0	0	0	0	0	0	0	0	0
15.4 Medicare Supplement (b)	0	0	0	0	0	0	0	0	0	0	0	0
15.5 Medicaid Title XIX (b)	0	0	0	0	0	0	0	0	0	0	0	0
15.6 Medicare Title XVIII (b)	0	0	0	0	0	0	0	0	0	0	0	0
15.7 Long-Term Care (b)	0	0	0	0	0	0	0	0	0	0	0	0
15.8 Federal Employees Health Benefits Plan (b)	0	0	0	0	0	0	0	0	0	0	0	0
15.9 Other Health (b)	0	0	0	0	0	0	0	0	0	0	0	0
16. Workers' Compensation	0	0	0	0	0	0	0	0	0	0	0	0
17.1 Other Liability - Occurrence	1,129,890	822,782	0	701,235	0	420,486	654,652	1,592	91,847	124,258	164,436	417
17.2 Other Liability - Claims-Made	4,757,159	2,681,301	0	2,732,322	0	1,027,933	1,482,762	1,379	190,006	347,373	986,708	1,754
17.3 Excess Workers' Compensation	0	0	0	0	0	0	0	0	0	0	0	0
18.1 Products Liability - Occurrence	0	0	0	0	0	0	0	0	0	0	0	0
18.2 Products Liability - Claims-Made	0	0	0	0	0	0	0	0	0	0	0	0
19.1 Private Passenger Auto No-Fault (Personal Injury Protection)	0	0	0	0	0	0	0	0	0	0	0	0
19.2 Other Private Passenger Auto Liability	0	0	0	0	0	0	0	0	0	0	0	0
19.3 Commercial Auto No-Fault (Personal Injury Protection)	0	0	0	0	0	0	0	0	0	0	0	0
19.4 Other Commercial Auto Liability	0	0	0	0	0	0	0	0	0	0	0	0
21.1 Private Passenger Auto Physical Damage	0	0	0	0	0	0	0	0	0	0	0	0
21.2 Commercial Auto Physical Damage	0	0	0	0	0	0	0	0	0	0	0	0
22. Aircraft (all perils)	0	0	0	0	0	0	0	0	0	0	0	0
23. Fidelity	0	0	0	0	0	0	0	0	0	0	0	0
24. Surety	0	0	0	0	0	0	0	0	0	0	0	0
26. Burglary and Theft	0	0	0	0	0	0	0	0	0	0	0	0
27. Boiler and Machinery	0	0	0	0	0	0	0	0	0	0	0	0
28. Credit	0	0	0	0	0	0	0	0	0	0	0	0
29. International	0	0	0	0	0	0	0	0	0	0	0	0
30. Warranty	0	0	0	0	0	0	0	0	0	0	0	0
31. Reins nonproportional assumed property	XXX	XXX	XXX	XXX	XXX	XXX	XXX	XXX	XXX	XXX	XXX	XXX
32. Reins nonproportional assumed liability	XXX	XXX	XXX	XXX	XXX	XXX	XXX	XXX	XXX	XXX	XXX	XXX
33. Reins nonproportional assumed financial lines	XXX	XXX	XXX	XXX	XXX	XXX	XXX	XXX	XXX	XXX	XXX	XXX
34. Aggregate Write-Ins for Other Lines of Business	0	0	0	0	0	0	0	0	0	0	0	0
35. Total (a)	6,439,977	3,778,701	0	3,834,110	0	1,574,283	2,363,986	4,146	284,118	482,103	1,295,910	2,374
DETAILS OF WRITE-INS												
3401.												
3402.												
3403.												
3498. Summary of remaining write-ins for Line 34 from overflow page	0	0	0	0	0	0	0	0	0	0	0	0
3499. Totals (Lines 3401 thru 3403 plus 3498)(Line 34 above)	0	0	0	0	0	0	0	0	0	0	0	0

(a) Finance and service charges not included in Lines 1 to 35 \$ 0

(b) For health business on indicated lines report: Number of persons insured under PPO managed care products 0 and number of persons insured under indemnity only products 0

19 MD



ANNUAL STATEMENT FOR THE YEAR 2022 OF THE Ascot Specialty Insurance Company

EXHIBIT OF PREMIUMS AND LOSSES (Statutory Page 14)

NAIC Group Code 4908

BUSINESS IN THE STATE OF Massachusetts

DURING THE YEAR 2022

NAIC Company Code 45055

Table with 12 columns: Line of Business, Gross Premiums (Direct Written, Direct Earned), Dividends Paid, Direct Unearned Premium Reserves, Direct Losses Paid, Direct Losses Incurred, Direct Losses Unpaid, Direct Defense and Cost Containment Expense Paid, Direct Defense and Cost Containment Expense Incurred, Direct Defense and Cost Containment Expense Unpaid, Commissions and Brokerage Expenses, Taxes, Licenses and Fees. Rows include various insurance lines like Fire, Multiple Peril Crop, Commercial Multiple Peril, etc.

(a) Finance and service charges not included in Lines 1 to 35 \$0
(b) For health business on indicated lines report: Number of persons insured under PPO managed care products0 and number of persons insured under indemnity only products0

19 MA



ANNUAL STATEMENT FOR THE YEAR 2022 OF THE Ascot Specialty Insurance Company
EXHIBIT OF PREMIUMS AND LOSSES (Statutory Page 14)

NAIC Group Code 4908

BUSINESS IN THE STATE OF Michigan

DURING THE YEAR 2022

NAIC Company Code 45055

Line of Business	Gross Premiums, Including Policy and Membership Fees, Less Return Premiums and Premiums on Policies not Taken		3 Dividends Paid or Credited to Policyholders on Direct Business	4 Direct Unearned Premium Reserves	5 Direct Losses Paid (deducting salvage)	6 Direct Losses Incurred	7 Direct Losses Unpaid	8 Direct Defense and Cost Containment Expense Paid	9 Direct Defense and Cost Containment Expense Incurred	10 Direct Defense and Cost Containment Expense Unpaid	11 Commissions and Brokerage Expenses	12 Taxes, Licenses and Fees
	1 Direct Premiums Written	2 Direct Premiums Earned										
1. Fire	224,500	48,356	0	176,144	0	17,838	17,838	0	518	518	57,248	0
2.1 Allied Lines	0	0	0	0	0	0	0	0	0	0	0	0
2.2 Multiple Peril Crop	0	0	0	0	0	0	0	0	0	0	0	0
2.3 Federal Flood	0	0	0	0	0	0	0	0	0	0	0	0
2.4 Private Crop	0	0	0	0	0	0	0	0	0	0	0	0
2.5 Private Flood	0	0	0	0	0	0	0	0	0	0	0	0
3. Farmowners Multiple Peril	0	0	0	0	0	0	0	0	0	0	0	0
4. Homeowners Multiple Peril	0	0	0	0	0	0	0	0	0	0	0	0
5.1 Commercial Multiple Peril (Non-Liability Portion)	329,476	331,686	0	183,580	0	26,163	279,162	200	864	6,360	84,438	0
5.2 Commercial Multiple Peril (Liability Portion)	17,606	16,350	0	8,401	0	263	6,252	0	(34)	883	4,842	0
6. Mortgage Guaranty	0	0	0	0	0	0	0	0	0	0	0	0
8. Ocean Marine	0	0	0	0	0	0	0	0	0	0	0	0
9. Inland Marine	48,629	50,722	0	37,101	0	9,656	20,034	0	213	496	8,510	0
10. Financial Guaranty	0	0	0	0	0	0	0	0	0	0	0	0
11.1 Medical Professional Liability - Occurrence	0	0	0	0	0	0	0	0	0	0	0	0
11.2 Medical Professional Liability - Claims-Made	0	0	0	0	0	0	0	0	0	0	0	0
12. Earthquake	0	0	0	0	0	0	0	0	0	0	0	0
13.1 Comprehensive (hospital and medical) ind (b)	0	0	0	0	0	0	0	0	0	0	0	0
13.2 Comprehensive (hospital and medical) group (b)	0	0	0	0	0	0	0	0	0	0	0	0
14. Credit A&H (Group and Individual)	0	0	0	0	0	0	0	0	0	0	0	0
15.1 Vision Only (b)	0	0	0	0	0	0	0	0	0	0	0	0
15.2 Dental Only (b)	0	0	0	0	0	0	0	0	0	0	0	0
15.3 Disability Income (b)	0	0	0	0	0	0	0	0	0	0	0	0
15.4 Medicare Supplement (b)	0	0	0	0	0	0	0	0	0	0	0	0
15.5 Medicaid Title XIX (b)	0	0	0	0	0	0	0	0	0	0	0	0
15.6 Medicare Title XVIII (b)	0	0	0	0	0	0	0	0	0	0	0	0
15.7 Long-Term Care (b)	0	0	0	0	0	0	0	0	0	0	0	0
15.8 Federal Employees Health Benefits Plan (b)	0	0	0	0	0	0	0	0	0	0	0	0
15.9 Other Health (b)	0	0	0	0	0	0	0	0	0	0	0	0
16. Workers' Compensation	0	0	0	0	0	0	0	0	0	0	0	0
17.1 Other Liability - Occurrence	1,336,605	1,069,411	0	479,634	0	543,097	668,417	456	76,772	95,680	233,408	0
17.2 Other Liability - Claims-Made	3,912,609	2,950,680	0	2,686,496	13,678	1,755,653	2,603,040	124,341	406,519	704,092	859,048	0
17.3 Excess Workers' Compensation	0	0	0	0	0	0	0	0	0	0	0	0
18.1 Products Liability - Occurrence	0	0	0	0	0	0	0	0	0	0	0	0
18.2 Products Liability - Claims-Made	0	0	0	0	0	0	0	0	0	0	0	0
19.1 Private Passenger Auto No-Fault (Personal Injury Protection)	0	0	0	0	0	0	0	0	0	0	0	0
19.2 Other Private Passenger Auto Liability	0	0	0	0	0	0	0	0	0	0	0	0
19.3 Commercial Auto No-Fault (Personal Injury Protection)	0	0	0	0	0	0	0	0	0	0	0	0
19.4 Other Commercial Auto Liability	0	0	0	0	0	0	0	0	0	0	0	0
21.1 Private Passenger Auto Physical Damage	0	0	0	0	0	0	0	0	0	0	0	0
21.2 Commercial Auto Physical Damage	0	0	0	0	0	0	0	0	0	0	0	0
22. Aircraft (all perils)	0	0	0	0	0	0	0	0	0	0	0	0
23. Fidelity	0	0	0	0	0	0	0	0	0	0	0	0
24. Surety	0	0	0	0	0	0	0	0	0	0	0	0
26. Burglary and Theft	0	0	0	0	0	0	0	0	0	0	0	0
27. Boiler and Machinery	0	0	0	0	0	0	0	0	0	0	0	0
28. Credit	0	0	0	0	0	0	0	0	0	0	0	0
29. International	0	0	0	0	0	0	0	0	0	0	0	0
30. Warranty	0	0	0	0	0	0	0	0	0	0	0	0
31. Reins nonproportional assumed property	XXX	XXX	XXX	XXX	XXX	XXX	XXX	XXX	XXX	XXX	XXX	XXX
32. Reins nonproportional assumed liability	XXX	XXX	XXX	XXX	XXX	XXX	XXX	XXX	XXX	XXX	XXX	XXX
33. Reins nonproportional assumed financial lines	XXX	XXX	XXX	XXX	XXX	XXX	XXX	XXX	XXX	XXX	XXX	XXX
34. Aggregate Write-Ins for Other Lines of Business	0	0	0	0	0	0	0	0	0	0	0	0
35. Total (a)	5,869,425	4,467,205	0	3,571,355	13,678	2,352,670	3,594,742	124,397	484,852	808,029	1,247,493	0
DETAILS OF WRITE-INS												
3401.												
3402.												
3403.												
3498. Summary of remaining write-ins for Line 34 from overflow page	0	0	0	0	0	0	0	0	0	0	0	0
3499. Totals (Lines 3401 thru 3403 plus 3498)(Line 34 above)	0	0	0	0	0	0	0	0	0	0	0	0

(a) Finance and service charges not included in Lines 1 to 35 \$ 0

(b) For health business on indicated lines report: Number of persons insured under PPO managed care products 0 and number of persons insured under indemnity only products 0

19.MI



ANNUAL STATEMENT FOR THE YEAR 2022 OF THE Ascot Specialty Insurance Company
EXHIBIT OF PREMIUMS AND LOSSES (Statutory Page 14)

NAIC Group Code 4908

BUSINESS IN THE STATE OF Minnesota

DURING THE YEAR 2022

NAIC Company Code 45055

Line of Business	Gross Premiums, Including Policy and Membership Fees, Less Return Premiums and Premiums on Policies not Taken		3 Dividends Paid or Credited to Policyholders on Direct Business	4 Direct Unearned Premium Reserves	5 Direct Losses Paid (deducting salvage)	6 Direct Losses Incurred	7 Direct Losses Unpaid	8 Direct Defense and Cost Containment Expense Paid	9 Direct Defense and Cost Containment Expense Incurred	10 Direct Defense and Cost Containment Expense Unpaid	11 Commissions and Brokerage Expenses	12 Taxes, Licenses and Fees
	1 Direct Premiums Written	2 Direct Premiums Earned										
1. Fire	87,735	15,503	0	72,232	0	(10,481)	14,941	0	(181)	434	22,372	12
2.1 Allied Lines	0	0	0	0	0	0	0	0	0	0	0	0
2.2 Multiple Peril Crop	0	0	0	0	0	0	0	0	0	0	0	0
2.3 Federal Flood	0	0	0	0	0	0	0	0	0	0	0	0
2.4 Private Crop	0	0	0	0	0	0	0	0	0	0	0	0
2.5 Private Flood	0	0	0	0	0	0	0	0	0	0	0	0
3. Farmowners Multiple Peril	0	0	0	0	0	0	0	0	0	0	0	0
4. Homeowners Multiple Peril	0	0	0	0	0	0	0	0	0	0	0	0
5.1 Commercial Multiple Peril (Non-Liability Portion)	534,631	270,683	0	303,037	57,582	340,614	303,198	3,466	13,205	10,244	136,167	72
5.2 Commercial Multiple Peril (Liability Portion)	1,394	1,339	0	1,161	0	(250)	795	0	(48)	112	383	0
6. Mortgage Guaranty	0	0	0	0	0	0	0	0	0	0	0	0
8. Ocean Marine	0	0	0	0	0	0	0	0	0	0	0	0
9. Inland Marine	(3,635)	1,899	0	0	0	739	2,421	0	14	60	(545)	0
10. Financial Guaranty	0	0	0	0	0	0	0	0	0	0	0	0
11.1 Medical Professional Liability - Occurrence	0	0	0	0	0	0	0	0	0	0	0	0
11.2 Medical Professional Liability - Claims-Made	0	0	0	0	0	0	0	0	0	0	0	0
12. Earthquake	0	0	0	0	0	0	0	0	0	0	0	0
13.1 Comprehensive (hospital and medical) ind (b)	0	0	0	0	0	0	0	0	0	0	0	0
13.2 Comprehensive (hospital and medical) group (b)	0	0	0	0	0	0	0	0	0	0	0	0
14. Credit A&H (Group and Individual)	0	0	0	0	0	0	0	0	0	0	0	0
15.1 Vision Only (b)	0	0	0	0	0	0	0	0	0	0	0	0
15.2 Dental Only (b)	0	0	0	0	0	0	0	0	0	0	0	0
15.3 Disability Income (b)	0	0	0	0	0	0	0	0	0	0	0	0
15.4 Medicare Supplement (b)	0	0	0	0	0	0	0	0	0	0	0	0
15.5 Medicaid Title XIX (b)	0	0	0	0	0	0	0	0	0	0	0	0
15.6 Medicare Title XVIII (b)	0	0	0	0	0	0	0	0	0	0	0	0
15.7 Long-Term Care (b)	0	0	0	0	0	0	0	0	0	0	0	0
15.8 Federal Employees Health Benefits Plan (b)	0	0	0	0	0	0	0	0	0	0	0	0
15.9 Other Health (b)	0	0	0	0	0	0	0	0	0	0	0	0
16. Workers' Compensation	0	0	0	0	0	0	0	0	0	0	0	0
17.1 Other Liability - Occurrence	1,657,639	1,509,635	0	1,067,060	0	795,910	1,139,731	1,709	117,712	163,878	95,605	224
17.2 Other Liability - Claims-Made	4,002,601	3,309,166	0	2,582,883	0	1,365,006	2,460,035	0	304,617	494,874	727,029	540
17.3 Excess Workers' Compensation	0	0	0	0	0	0	0	0	0	0	0	0
18.1 Products Liability - Occurrence	0	0	0	0	0	0	0	0	0	0	0	0
18.2 Products Liability - Claims-Made	0	0	0	0	0	0	0	0	0	0	0	0
19.1 Private Passenger Auto No-Fault (Personal Injury Protection)	0	0	0	0	0	0	0	0	0	0	0	0
19.2 Other Private Passenger Auto Liability	0	0	0	0	0	0	0	0	0	0	0	0
19.3 Commercial Auto No-Fault (Personal Injury Protection)	0	0	0	0	0	0	0	0	0	0	0	0
19.4 Other Commercial Auto Liability	0	0	0	0	0	0	0	0	0	0	0	0
21.1 Private Passenger Auto Physical Damage	0	0	0	0	0	0	0	0	0	0	0	0
21.2 Commercial Auto Physical Damage	0	0	0	0	0	0	0	0	0	0	0	0
22. Aircraft (all perils)	0	0	0	0	0	0	0	0	0	0	0	0
23. Fidelity	0	0	0	0	0	0	0	0	0	0	0	0
24. Surety	0	0	0	0	0	0	0	0	0	0	0	0
26. Burglary and Theft	0	0	0	0	0	0	0	0	0	0	0	0
27. Boiler and Machinery	0	0	0	0	0	0	0	0	0	0	0	0
28. Credit	225,000	225,000	0	0	0	91,769	91,769	150	3,060	2,910	39,375	30
29. International	0	0	0	0	0	0	0	0	0	0	0	0
30. Warranty	0	0	0	0	0	0	0	0	0	0	0	0
31. Reins nonproportional assumed property	XXX	XXX	XXX	XXX	XXX	XXX	XXX	XXX	XXX	XXX	XXX	XXX
32. Reins nonproportional assumed liability	XXX	XXX	XXX	XXX	XXX	XXX	XXX	XXX	XXX	XXX	XXX	XXX
33. Reins nonproportional assumed financial lines	XXX	XXX	XXX	XXX	XXX	XXX	XXX	XXX	XXX	XXX	XXX	XXX
34. Aggregate Write-Ins for Other Lines of Business	0	0	0	0	0	0	0	0	0	0	0	0
35. Total (a)	6,505,365	5,333,225	0	4,026,372	57,582	2,583,308	4,012,891	5,325	438,380	672,512	1,020,387	878
DETAILS OF WRITE-INS												
3401.												
3402.												
3403.												
3498. Summary of remaining write-ins for Line 34 from overflow page	0	0	0	0	0	0	0	0	0	0	0	0
3499. Totals (Lines 3401 thru 3403 plus 3498)(Line 34 above)	0	0	0	0	0	0	0	0	0	0	0	0

(a) Finance and service charges not included in Lines 1 to 35 \$ 0

(b) For health business on indicated lines report: Number of persons insured under PPO managed care products 0 and number of persons insured under indemnity only products 0

19 JUN



ANNUAL STATEMENT FOR THE YEAR 2022 OF THE Ascot Specialty Insurance Company

EXHIBIT OF PREMIUMS AND LOSSES (Statutory Page 14)

NAIC Group Code 4908

BUSINESS IN THE STATE OF Mississippi

DURING THE YEAR 2022

NAIC Company Code 45055

Table with 12 columns: Line of Business, Direct Premiums Written, Direct Premiums Earned, Dividends Paid or Credited to Policyholders on Direct Business, Direct Unearned Premium Reserves, Direct Losses Paid (deducting salvage), Direct Losses Incurred, Direct Losses Unpaid, Direct Defense and Cost Containment Expense Paid, Direct Defense and Cost Containment Expense Incurred, Direct Defense and Cost Containment Expense Unpaid, Commissions and Brokerage Expenses, Taxes, Licenses and Fees. Rows include various insurance lines like Fire, Multiple Peril Crop, Commercial Multiple Peril, etc.

(a) Finance and service charges not included in Lines 1 to 35 \$0
(b) For health business on indicated lines report: Number of persons insured under PPO managed care products0 and number of persons insured under indemnity only products0

19 MS



ANNUAL STATEMENT FOR THE YEAR 2022 OF THE Ascot Specialty Insurance Company
EXHIBIT OF PREMIUMS AND LOSSES (Statutory Page 14)

NAIC Group Code 4908

BUSINESS IN THE STATE OF Missouri

DURING THE YEAR 2022

NAIC Company Code 45055

Line of Business	Gross Premiums, Including Policy and Membership Fees, Less Return Premiums and Premiums on Policies not Taken		3 Dividends Paid or Credited to Policyholders on Direct Business	4 Direct Unearned Premium Reserves	5 Direct Losses Paid (deducting salvage)	6 Direct Losses Incurred	7 Direct Losses Unpaid	8 Direct Defense and Cost Containment Expense Paid	9 Direct Defense and Cost Containment Expense Incurred	10 Direct Defense and Cost Containment Expense Unpaid	11 Commissions and Brokerage Expenses	12 Taxes, Licenses and Fees
	1 Direct Premiums Written	2 Direct Premiums Earned										
1. Fire	142,981	147,110	0	28,270	0	31,753	67,084	0	1,092	1,946	36,460	0
2.1 Allied Lines	0	0	0	0	0	0	0	0	0	0	0	0
2.2 Multiple Peril Crop	0	0	0	0	0	0	0	0	0	0	0	0
2.3 Federal Flood	0	0	0	0	0	0	0	0	0	0	0	0
2.4 Private Crop	0	0	0	0	0	0	0	0	0	0	0	0
2.5 Private Flood	0	0	0	0	0	0	0	0	0	0	0	0
3. Farmowners Multiple Peril	0	0	0	0	0	0	0	0	0	0	0	0
4. Homeowners Multiple Peril	0	0	0	0	0	0	0	0	0	0	0	0
5.1 Commercial Multiple Peril (Non-Liability Portion)	571,001	469,989	0	272,617	6,121	399,962	431,725	2,384	13,864	14,873	146,434	0
5.2 Commercial Multiple Peril (Liability Portion)	43,276	41,417	0	22,514	0	1,376	15,096	0	32	2,131	11,901	0
6. Mortgage Guaranty	0	0	0	0	0	0	0	0	0	0	0	0
8. Ocean Marine	0	0	0	0	0	0	0	0	0	0	0	0
9. Inland Marine	0	0	0	0	0	0	0	0	0	0	0	0
10. Financial Guaranty	0	0	0	0	0	0	0	0	0	0	0	0
11.1 Medical Professional Liability - Occurrence	0	0	0	0	0	0	0	0	0	0	0	0
11.2 Medical Professional Liability - Claims-Made	0	0	0	0	0	0	0	0	0	0	0	0
12. Earthquake	0	0	0	0	0	0	0	0	0	0	0	0
13.1 Comprehensive (hospital and medical) ind (b)	0	0	0	0	0	0	0	0	0	0	0	0
13.2 Comprehensive (hospital and medical) group (b)	0	0	0	0	0	0	0	0	0	0	0	0
14. Credit A&H (Group and Individual)	0	0	0	0	0	0	0	0	0	0	0	0
15.1 Vision Only (b)	0	0	0	0	0	0	0	0	0	0	0	0
15.2 Dental Only (b)	0	0	0	0	0	0	0	0	0	0	0	0
15.3 Disability Income (b)	0	0	0	0	0	0	0	0	0	0	0	0
15.4 Medicare Supplement (b)	0	0	0	0	0	0	0	0	0	0	0	0
15.5 Medicaid Title XIX (b)	0	0	0	0	0	0	0	0	0	0	0	0
15.6 Medicare Title XVIII (b)	0	0	0	0	0	0	0	0	0	0	0	0
15.7 Long-Term Care (b)	0	0	0	0	0	0	0	0	0	0	0	0
15.8 Federal Employees Health Benefits Plan (b)	0	0	0	0	0	0	0	0	0	0	0	0
15.9 Other Health (b)	0	0	0	0	0	0	0	0	0	0	0	0
16. Workers' Compensation	0	0	0	0	0	0	0	0	0	0	0	0
17.1 Other Liability - Occurrence	1,915,114	1,493,108	0	940,439	0	717,066	1,041,252	0	104,379	150,938	308,479	0
17.2 Other Liability - Claims-Made	3,245,952	2,308,088	0	2,128,960	0	875,895	1,464,027	6	171,445	316,417	700,591	0
17.3 Excess Workers' Compensation	0	0	0	0	0	0	0	0	0	0	0	0
18.1 Products Liability - Occurrence	0	0	0	0	0	0	0	0	0	0	0	0
18.2 Products Liability - Claims-Made	0	0	0	0	0	0	0	0	0	0	0	0
19.1 Private Passenger Auto No-Fault (Personal Injury Protection)	0	0	0	0	0	0	0	0	0	0	0	0
19.2 Other Private Passenger Auto Liability	0	0	0	0	0	0	0	0	0	0	0	0
19.3 Commercial Auto No-Fault (Personal Injury Protection)	0	0	0	0	0	0	0	0	0	0	0	0
19.4 Other Commercial Auto Liability	42,938	29,087	0	13,851	0	14,470	14,470	0	2,075	2,075	6,235	0
21.1 Private Passenger Auto Physical Damage	0	0	0	0	0	0	0	0	0	0	0	0
21.2 Commercial Auto Physical Damage	5,546	3,165	0	2,381	0	1,575	1,575	0	226	226	696	0
22. Aircraft (all perils)	0	0	0	0	0	0	0	0	0	0	0	0
23. Fidelity	0	0	0	0	0	0	0	0	0	0	0	0
24. Surety	0	0	0	0	0	0	0	0	0	0	0	0
26. Burglary and Theft	0	0	0	0	0	0	0	0	0	0	0	0
27. Boiler and Machinery	0	0	0	0	0	0	0	0	0	0	0	0
28. Credit	0	0	0	0	0	0	0	0	0	0	0	0
29. International	0	0	0	0	0	0	0	0	0	0	0	0
30. Warranty	0	0	0	0	0	0	0	0	0	0	0	0
31. Reins nonproportional assumed property	XXX	XXX	XXX	XXX	XXX	XXX	XXX	XXX	XXX	XXX	XXX	XXX
32. Reins nonproportional assumed liability	XXX	XXX	XXX	XXX	XXX	XXX	XXX	XXX	XXX	XXX	XXX	XXX
33. Reins nonproportional assumed financial lines	XXX	XXX	XXX	XXX	XXX	XXX	XXX	XXX	XXX	XXX	XXX	XXX
34. Aggregate Write-Ins for Other Lines of Business	0	0	0	0	0	0	0	0	0	0	0	0
35. Total (a)	5,966,808	4,491,964	0	3,409,033	6,121	2,042,098	3,035,229	2,390	293,112	488,607	1,210,797	0
DETAILS OF WRITE-INS												
3401.												
3402.												
3403.												
3498. Summary of remaining write-ins for Line 34 from overflow page												
3499. Totals (Lines 3401 thru 3403 plus 3498)(Line 34 above)												

(a) Finance and service charges not included in Lines 1 to 35 \$ 0

(b) For health business on indicated lines report: Number of persons insured under PPO managed care products 0 and number of persons insured under indemnity only products 0

19 MO



ANNUAL STATEMENT FOR THE YEAR 2022 OF THE Ascot Specialty Insurance Company

EXHIBIT OF PREMIUMS AND LOSSES (Statutory Page 14)

NAIC Group Code 4908

BUSINESS IN THE STATE OF Montana

DURING THE YEAR 2022

NAIC Company Code 45055

Table with 12 columns: Line of Business, Gross Premiums (Direct Written, Direct Earned), Dividends Paid, Direct Unearned Premium Reserves, Direct Losses Paid, Direct Losses Incurred, Direct Losses Unpaid, Direct Defense and Cost Containment Expense Paid, Direct Defense and Cost Containment Expense Incurred, Direct Defense and Cost Containment Expense Unpaid, Commissions and Brokerage Expenses, Taxes, Licenses and Fees. Rows include Fire, Multiple Peril Crop, Federal Flood, Private Crop, Private Flood, Farmowners Multiple Peril, Homeowners Multiple Peril, Commercial Multiple Peril (Non-Liability Portion), Commercial Multiple Peril (Liability Portion), Mortgage Guaranty, Ocean Marine, Inland Marine, Financial Guaranty, Medical Professional Liability, Earthquake, Comprehensive (hospital and medical) ind (b), Comprehensive (hospital and medical) group (b), Credit A&H, Vision Only, Dental Only, Disability Income, Medicare Supplement, Medicaid Title XIX, Medicare Title XVIII, Long-Term Care, Federal Employees Health Benefits Plan, Other Health, Workers' Compensation, Other Liability, Excess Workers' Compensation, Products Liability, Private Passenger Auto No-Fault, Other Private Passenger Auto Liability, Commercial Auto No-Fault, Other Commercial Auto Liability, Private Passenger Auto Physical Damage, Commercial Auto Physical Damage, Aircraft, Fidelity, Surety, Burglary and Theft, Boiler and Machinery, Credit, International, Warranty, Reins nonproportional assumed property, Reins nonproportional assumed liability, Reins nonproportional assumed financial lines, Aggregate Write-Ins for Other Lines of Business, Total (a), and DETAILS OF WRITE-INS (3401-3403, 3498, 3499).

(a) Finance and service charges not included in Lines 1 to 35 \$ 0

(b) For health business on indicated lines report: Number of persons insured under PPO managed care products 0 and number of persons insured under indemnity only products 0

19 MT



ANNUAL STATEMENT FOR THE YEAR 2022 OF THE Ascot Specialty Insurance Company
EXHIBIT OF PREMIUMS AND LOSSES (Statutory Page 14)

NAIC Group Code 4908

BUSINESS IN THE STATE OF Nebraska

DURING THE YEAR 2022

NAIC Company Code 45055

Line of Business	Gross Premiums, Including Policy and Membership Fees, Less Return Premiums and Premiums on Policies not Taken		3 Dividends Paid or Credited to Policyholders on Direct Business	4 Direct Unearned Premium Reserves	5 Direct Losses Paid (deducting salvage)	6 Direct Losses Incurred	7 Direct Losses Unpaid	8 Direct Defense and Cost Containment Expense Paid	9 Direct Defense and Cost Containment Expense Incurred	10 Direct Defense and Cost Containment Expense Unpaid	11 Commissions and Brokerage Expenses	12 Taxes, Licenses and Fees
	1 Direct Premiums Written	2 Direct Premiums Earned										
1. Fire	62,500	41,815	0	20,685	0	15,425	15,425	0	448	448	15,938	0
2.1 Allied Lines	0	0	0	0	0	0	0	0	0	0	0	0
2.2 Multiple Peril Crop	0	0	0	0	0	0	0	0	0	0	0	0
2.3 Federal Flood	0	0	0	0	0	0	0	0	0	0	0	0
2.4 Private Crop	0	0	0	0	0	0	0	0	0	0	0	0
2.5 Private Flood	0	0	0	0	0	0	0	0	0	0	0	0
3. Farmowners Multiple Peril	0	0	0	0	0	0	0	0	0	0	0	0
4. Homeowners Multiple Peril	0	0	0	0	0	0	0	0	0	0	0	0
5.1 Commercial Multiple Peril (Non-Liability Portion)	99,112	65,627	0	50,161	0	58,204	61,904	0	1,036	1,088	25,132	0
5.2 Commercial Multiple Peril (Liability Portion)	4,189	1,813	0	2,376	0	354	354	0	50	50	1,152	0
6. Mortgage Guaranty	0	0	0	0	0	0	0	0	0	0	0	0
8. Ocean Marine	0	0	0	0	0	0	0	0	0	0	0	0
9. Inland Marine	0	0	0	0	0	0	0	0	0	0	0	0
10. Financial Guaranty	0	0	0	0	0	0	0	0	0	0	0	0
11.1 Medical Professional Liability - Occurrence	0	0	0	0	0	0	0	0	0	0	0	0
11.2 Medical Professional Liability - Claims-Made	0	0	0	0	0	0	0	0	0	0	0	0
12. Earthquake	0	0	0	0	0	0	0	0	0	0	0	0
13.1 Comprehensive (hospital and medical) ind (b)	0	0	0	0	0	0	0	0	0	0	0	0
13.2 Comprehensive (hospital and medical) group (b)	0	0	0	0	0	0	0	0	0	0	0	0
14. Credit A&H (Group and Individual)	0	0	0	0	0	0	0	0	0	0	0	0
15.1 Vision Only (b)	0	0	0	0	0	0	0	0	0	0	0	0
15.2 Dental Only (b)	0	0	0	0	0	0	0	0	0	0	0	0
15.3 Disability Income (b)	0	0	0	0	0	0	0	0	0	0	0	0
15.4 Medicare Supplement (b)	0	0	0	0	0	0	0	0	0	0	0	0
15.5 Medicaid Title XIX (b)	0	0	0	0	0	0	0	0	0	0	0	0
15.6 Medicare Title XVIII (b)	0	0	0	0	0	0	0	0	0	0	0	0
15.7 Long-Term Care (b)	0	0	0	0	0	0	0	0	0	0	0	0
15.8 Federal Employees Health Benefits Plan (b)	0	0	0	0	0	0	0	0	0	0	0	0
15.9 Other Health (b)	0	0	0	0	0	0	0	0	0	0	0	0
16. Workers' Compensation	0	0	0	0	0	0	0	0	0	0	0	0
17.1 Other Liability - Occurrence	252,002	342,453	0	766,773	0	177,539	257,959	0	25,641	36,960	43,373	0
17.2 Other Liability - Claims-Made	1,080,903	887,648	0	613,866	0	657,932	874,515	12,666	109,256	174,097	244,532	0
17.3 Excess Workers' Compensation	0	0	0	0	0	0	0	0	0	0	0	0
18.1 Products Liability - Occurrence	0	0	0	0	0	0	0	0	0	0	0	0
18.2 Products Liability - Claims-Made	0	0	0	0	0	0	0	0	0	0	0	0
19.1 Private Passenger Auto No-Fault (Personal Injury Protection)	0	0	0	0	0	0	0	0	0	0	0	0
19.2 Other Private Passenger Auto Liability	0	0	0	0	0	0	0	0	0	0	0	0
19.3 Commercial Auto No-Fault (Personal Injury Protection)	0	0	0	0	0	0	0	0	0	0	0	0
19.4 Other Commercial Auto Liability	0	0	0	0	0	0	0	0	0	0	0	0
21.1 Private Passenger Auto Physical Damage	0	0	0	0	0	0	0	0	0	0	0	0
21.2 Commercial Auto Physical Damage	0	0	0	0	0	0	0	0	0	0	0	0
22. Aircraft (all perils)	0	0	0	0	0	0	0	0	0	0	0	0
23. Fidelity	0	0	0	0	0	0	0	0	0	0	0	0
24. Surety	0	0	0	0	0	0	0	0	0	0	0	0
26. Burglary and Theft	0	0	0	0	0	0	0	0	0	0	0	0
27. Boiler and Machinery	0	0	0	0	0	0	0	0	0	0	0	0
28. Credit	0	0	0	0	0	0	0	0	0	0	0	0
29. International	0	0	0	0	0	0	0	0	0	0	0	0
30. Warranty	0	0	0	0	0	0	0	0	0	0	0	0
31. Reins nonproportional assumed property	XXX	XXX	XXX	XXX	XXX	XXX	XXX	XXX	XXX	XXX	XXX	XXX
32. Reins nonproportional assumed liability	XXX	XXX	XXX	XXX	XXX	XXX	XXX	XXX	XXX	XXX	XXX	XXX
33. Reins nonproportional assumed financial lines	XXX	XXX	XXX	XXX	XXX	XXX	XXX	XXX	XXX	XXX	XXX	XXX
34. Aggregate Write-Ins for Other Lines of Business	0	0	0	0	0	0	0	0	0	0	0	0
35. Total (a)	1,498,707	1,339,356	0	1,453,861	0	909,454	1,210,158	12,666	136,430	212,643	330,126	0
DETAILS OF WRITE-INS												
3401.												
3402.												
3403.												
3498. Summary of remaining write-ins for Line 34 from overflow page	0	0	0	0	0	0	0	0	0	0	0	0
3499. Totals (Lines 3401 thru 3403 plus 3498)(Line 34 above)	0	0	0	0	0	0	0	0	0	0	0	0

(a) Finance and service charges not included in Lines 1 to 35 \$ 0

(b) For health business on indicated lines report: Number of persons insured under PPO managed care products 0 and number of persons insured under indemnity only products 0

19 NIE



ANNUAL STATEMENT FOR THE YEAR 2022 OF THE Ascot Specialty Insurance Company
EXHIBIT OF PREMIUMS AND LOSSES (Statutory Page 14)

NAIC Group Code 4908

BUSINESS IN THE STATE OF Nevada

DURING THE YEAR 2022

NAIC Company Code 45055

Line of Business	Gross Premiums, Including Policy and Membership Fees, Less Return Premiums and Premiums on Policies not Taken		3 Dividends Paid or Credited to Policyholders on Direct Business	4 Direct Unearned Premium Reserves	5 Direct Losses Paid (deducting salvage)	6 Direct Losses Incurred	7 Direct Losses Unpaid	8 Direct Defense and Cost Containment Expense Paid	9 Direct Defense and Cost Containment Expense Incurred	10 Direct Defense and Cost Containment Expense Unpaid	11 Commissions and Brokerage Expenses	12 Taxes, Licenses and Fees
	1 Direct Premiums Written	2 Direct Premiums Earned										
1. Fire	12,500	12,500	0	0	0	4,611	4,611	0	134	134	3,188	0
2.1 Allied Lines	0	0	0	0	0	0	0	0	0	0	0	0
2.2 Multiple Peril Crop	0	0	0	0	0	0	0	0	0	0	0	0
2.3 Federal Flood	0	0	0	0	0	0	0	0	0	0	0	0
2.4 Private Crop	0	0	0	0	0	0	0	0	0	0	0	0
2.5 Private Flood	0	0	0	0	0	0	0	0	0	0	0	0
3. Farmowners Multiple Peril	0	0	0	0	0	0	0	0	0	0	0	0
4. Homeowners Multiple Peril	0	0	0	0	0	0	0	0	0	0	0	0
5.1 Commercial Multiple Peril (Non-Liability Portion)	1,042,258	771,407	0	576,960	15,768	452,675	494,657	2	11,020	26,622	274,277	0
5.2 Commercial Multiple Peril (Liability Portion)	233,250	211,064	0	123,916	0	7,068	76,875	0	173	10,853	64,144	0
6. Mortgage Guaranty	0	0	0	0	0	0	0	0	0	0	0	0
8. Ocean Marine	0	0	0	0	0	0	0	0	0	0	0	0
9. Inland Marine	0	25,767	0	0	0	3,368	3,376	0	83	84	0	0
10. Financial Guaranty	0	0	0	0	0	0	0	0	0	0	0	0
11.1 Medical Professional Liability - Occurrence	0	0	0	0	0	0	0	0	0	0	0	0
11.2 Medical Professional Liability - Claims-Made	0	0	0	0	0	0	0	0	0	0	0	0
12. Earthquake	0	0	0	0	0	0	0	0	0	0	0	0
13.1 Comprehensive (hospital and medical) ind (b)	0	0	0	0	0	0	0	0	0	0	0	0
13.2 Comprehensive (hospital and medical) group (b)	0	0	0	0	0	0	0	0	0	0	0	0
14. Credit A&H (Group and Individual)	0	0	0	0	0	0	0	0	0	0	0	0
15.1 Vision Only (b)	0	0	0	0	0	0	0	0	0	0	0	0
15.2 Dental Only (b)	0	0	0	0	0	0	0	0	0	0	0	0
15.3 Disability Income (b)	0	0	0	0	0	0	0	0	0	0	0	0
15.4 Medicare Supplement (b)	0	0	0	0	0	0	0	0	0	0	0	0
15.5 Medicaid Title XIX (b)	0	0	0	0	0	0	0	0	0	0	0	0
15.6 Medicare Title XVIII (b)	0	0	0	0	0	0	0	0	0	0	0	0
15.7 Long-Term Care (b)	0	0	0	0	0	0	0	0	0	0	0	0
15.8 Federal Employees Health Benefits Plan (b)	0	0	0	0	0	0	0	0	0	0	0	0
15.9 Other Health (b)	0	0	0	0	0	0	0	0	0	0	0	0
16. Workers' Compensation	0	0	0	0	0	0	0	0	0	0	0	0
17.1 Other Liability - Occurrence	1,472,895	1,313,706	0	651,928	0	676,580	989,063	61	96,585	140,563	167,440	0
17.2 Other Liability - Claims-Made	1,311,247	1,536,707	0	650,019	0	470,787	876,502	0	112,019	298,796	296,265	0
17.3 Excess Workers' Compensation	0	0	0	0	0	0	0	0	0	0	0	0
18.1 Products Liability - Occurrence	0	0	0	0	0	0	0	0	0	0	0	0
18.2 Products Liability - Claims-Made	0	0	0	0	0	0	0	0	0	0	0	0
19.1 Private Passenger Auto No-Fault (Personal Injury Protection)	0	0	0	0	0	0	0	0	0	0	0	0
19.2 Other Private Passenger Auto Liability	0	0	0	0	0	0	0	0	0	0	0	0
19.3 Commercial Auto No-Fault (Personal Injury Protection)	0	0	0	0	0	0	0	0	0	0	0	0
19.4 Other Commercial Auto Liability	0	0	0	0	0	0	0	0	0	0	0	0
21.1 Private Passenger Auto Physical Damage	0	0	0	0	0	0	0	0	0	0	0	0
21.2 Commercial Auto Physical Damage	0	0	0	0	0	0	0	0	0	0	0	0
22. Aircraft (all perils)	0	0	0	0	0	0	0	0	0	0	0	0
23. Fidelity	0	0	0	0	0	0	0	0	0	0	0	0
24. Surety	0	0	0	0	0	0	0	0	0	0	0	0
26. Burglary and Theft	0	0	0	0	0	0	0	0	0	0	0	0
27. Boiler and Machinery	0	0	0	0	0	0	0	0	0	0	0	0
28. Credit	0	0	0	0	0	0	0	0	0	0	0	0
29. International	0	0	0	0	0	0	0	0	0	0	0	0
30. Warranty	0	0	0	0	0	0	0	0	0	0	0	0
31. Reins nonproportional assumed property	XXX	XXX	XXX	XXX	XXX	XXX	XXX	XXX	XXX	XXX	XXX	XXX
32. Reins nonproportional assumed liability	XXX	XXX	XXX	XXX	XXX	XXX	XXX	XXX	XXX	XXX	XXX	XXX
33. Reins nonproportional assumed financial lines	XXX	XXX	XXX	XXX	XXX	XXX	XXX	XXX	XXX	XXX	XXX	XXX
34. Aggregate Write-Ins for Other Lines of Business	0	0	0	0	0	0	0	0	0	0	0	0
35. Total (a)	4,072,149	3,871,152	0	2,002,822	15,768	1,615,089	2,445,085	64	220,014	477,052	805,314	0
DETAILS OF WRITE-INS												
3401.												
3402.												
3403.												
3498. Summary of remaining write-ins for Line 34 from overflow page	0	0	0	0	0	0	0	0	0	0	0	0
3499. Totals (Lines 3401 thru 3403 plus 3498)(Line 34 above)	0	0	0	0	0	0	0	0	0	0	0	0

(a) Finance and service charges not included in Lines 1 to 35 \$ 0

(b) For health business on indicated lines report: Number of persons insured under PPO managed care products 0 and number of persons insured under indemnity only products 0

19 NV



ANNUAL STATEMENT FOR THE YEAR 2022 OF THE Ascot Specialty Insurance Company
EXHIBIT OF PREMIUMS AND LOSSES (Statutory Page 14)

NAIC Group Code 4908

BUSINESS IN THE STATE OF New Hampshire

DURING THE YEAR 2022

NAIC Company Code 45055

Line of Business	Gross Premiums, Including Policy and Membership Fees, Less Return Premiums and Premiums on Policies not Taken		3 Dividends Paid or Credited to Policyholders on Direct Business	4 Direct Unearned Premium Reserves	5 Direct Losses Paid (deducting salvage)	6 Direct Losses Incurred	7 Direct Losses Unpaid	8 Direct Defense and Cost Containment Expense Paid	9 Direct Defense and Cost Containment Expense Incurred	10 Direct Defense and Cost Containment Expense Unpaid	11 Commissions and Brokerage Expenses	12 Taxes, Licenses and Fees
	1 Direct Premiums Written	2 Direct Premiums Earned										
1. Fire	0	0	0	0	0	0	0	0	0	0	0	0
2.1 Allied Lines	0	0	0	0	0	0	0	0	0	0	0	0
2.2 Multiple Peril Crop	0	0	0	0	0	0	0	0	0	0	0	0
2.3 Federal Flood	0	0	0	0	0	0	0	0	0	0	0	0
2.4 Private Crop	0	0	0	0	0	0	0	0	0	0	0	0
2.5 Private Flood	0	0	0	0	0	0	0	0	0	0	0	0
3. Farmowners Multiple Peril	0	0	0	0	0	0	0	0	0	0	0	0
4. Homeowners Multiple Peril	0	0	0	0	0	0	0	0	0	0	0	0
5.1 Commercial Multiple Peril (Non-Liability Portion)	182,861	138,401	0	88,211	0	61,580	84,130	0	1,352	5,663	48,045	40
5.2 Commercial Multiple Peril (Liability Portion)	42,487	43,320	0	18,023	2,500	(2,814)	17,618	492	(6,759)	2,487	11,684	9
6. Mortgage Guaranty	0	0	0	0	0	0	0	0	0	0	0	0
8. Ocean Marine	0	0	0	0	0	0	0	0	0	0	0	0
9. Inland Marine	11,200	29,556	0	0	0	4,540	6,865	0	107	170	1,680	2
10. Financial Guaranty	0	0	0	0	0	0	0	0	0	0	0	0
11.1 Medical Professional Liability - Occurrence	0	0	0	0	0	0	0	0	0	0	0	0
11.2 Medical Professional Liability - Claims-Made	0	0	0	0	0	0	0	0	0	0	0	0
12. Earthquake	0	0	0	0	0	0	0	0	0	0	0	0
13.1 Comprehensive (hospital and medical) ind (b)	0	0	0	0	0	0	0	0	0	0	0	0
13.2 Comprehensive (hospital and medical) group (b)	0	0	0	0	0	0	0	0	0	0	0	0
14. Credit A&H (Group and Individual)	0	0	0	0	0	0	0	0	0	0	0	0
15.1 Vision Only (b)	0	0	0	0	0	0	0	0	0	0	0	0
15.2 Dental Only (b)	0	0	0	0	0	0	0	0	0	0	0	0
15.3 Disability Income (b)	0	0	0	0	0	0	0	0	0	0	0	0
15.4 Medicare Supplement (b)	0	0	0	0	0	0	0	0	0	0	0	0
15.5 Medicaid Title XIX (b)	0	0	0	0	0	0	0	0	0	0	0	0
15.6 Medicare Title XVIII (b)	0	0	0	0	0	0	0	0	0	0	0	0
15.7 Long-Term Care (b)	0	0	0	0	0	0	0	0	0	0	0	0
15.8 Federal Employees Health Benefits Plan (b)	0	0	0	0	0	0	0	0	0	0	0	0
15.9 Other Health (b)	0	0	0	0	0	0	0	0	0	0	0	0
16. Workers' Compensation	0	0	0	0	0	0	0	0	0	0	0	0
17.1 Other Liability - Occurrence	879,559	651,553	0	585,882	0	320,467	432,904	0	45,966	62,064	156,695	194
17.2 Other Liability - Claims-Made	423,988	285,605	0	246,324	0	95,744	197,362	0	19,040	45,972	104,452	93
17.3 Excess Workers' Compensation	0	0	0	0	0	0	0	0	0	0	0	0
18.1 Products Liability - Occurrence	0	0	0	0	0	0	0	0	0	0	0	0
18.2 Products Liability - Claims-Made	0	0	0	0	0	0	0	0	0	0	0	0
19.1 Private Passenger Auto No-Fault (Personal Injury Protection)	0	0	0	0	0	0	0	0	0	0	0	0
19.2 Other Private Passenger Auto Liability	0	0	0	0	0	0	0	0	0	0	0	0
19.3 Commercial Auto No-Fault (Personal Injury Protection)	0	0	0	0	0	0	0	0	0	0	0	0
19.4 Other Commercial Auto Liability	0	0	0	0	0	0	0	0	0	0	0	0
21.1 Private Passenger Auto Physical Damage	0	0	0	0	0	0	0	0	0	0	0	0
21.2 Commercial Auto Physical Damage	0	0	0	0	0	0	0	0	0	0	0	0
22. Aircraft (all perils)	0	0	0	0	0	0	0	0	0	0	0	0
23. Fidelity	0	0	0	0	0	0	0	0	0	0	0	0
24. Surety	0	0	0	0	0	0	0	0	0	0	0	0
26. Burglary and Theft	0	0	0	0	0	0	0	0	0	0	0	0
27. Boiler and Machinery	0	0	0	0	0	0	0	0	0	0	0	0
28. Credit	0	0	0	0	0	0	0	0	0	0	0	0
29. International	0	0	0	0	0	0	0	0	0	0	0	0
30. Warranty	0	0	0	0	0	0	0	0	0	0	0	0
31. Reins nonproportional assumed property	XXX	XXX	XXX	XXX	XXX	XXX	XXX	XXX	XXX	XXX	XXX	XXX
32. Reins nonproportional assumed liability	XXX	XXX	XXX	XXX	XXX	XXX	XXX	XXX	XXX	XXX	XXX	XXX
33. Reins nonproportional assumed financial lines	XXX	XXX	XXX	XXX	XXX	XXX	XXX	XXX	XXX	XXX	XXX	XXX
34. Aggregate Write-Ins for Other Lines of Business	0	0	0	0	0	0	0	0	0	0	0	0
35. Total (a)	1,540,095	1,158,434	0	938,441	2,500	479,516	738,879	492	59,706	116,356	322,555	339
DETAILS OF WRITE-INS												
3401.												
3402.												
3403.												
3498. Summary of remaining write-ins for Line 34 from overflow page	0	0	0	0	0	0	0	0	0	0	0	0
3499. Totals (Lines 3401 thru 3403 plus 3498)(Line 34 above)	0	0	0	0	0	0	0	0	0	0	0	0

(a) Finance and service charges not included in Lines 1 to 35 \$ 0

(b) For health business on indicated lines report: Number of persons insured under PPO managed care products 0 and number of persons insured under indemnity only products 0

19 NH



ANNUAL STATEMENT FOR THE YEAR 2022 OF THE Ascot Specialty Insurance Company

EXHIBIT OF PREMIUMS AND LOSSES (Statutory Page 14)

NAIC Group Code 4908

BUSINESS IN THE STATE OF New Jersey

DURING THE YEAR 2022

NAIC Company Code 45055

Table with 12 columns: Line of Business, Gross Premiums (Direct Written, Direct Earned), Dividends Paid, Direct Unearned Premium Reserves, Direct Losses Paid, Direct Losses Incurred, Direct Losses Unpaid, Direct Defense and Cost Containment Expense Paid, Direct Defense and Cost Containment Expense Incurred, Direct Defense and Cost Containment Expense Unpaid, Commissions and Brokerage Expenses, Taxes, Licenses and Fees. Rows include various insurance lines like Fire, Auto, and Health, ending with a Total (a) row.

(a) Finance and service charges not included in Lines 1 to 35 \$0
(b) For health business on indicated lines report: Number of persons insured under PPO managed care products0 and number of persons insured under indemnity only products0

19 NJ



ANNUAL STATEMENT FOR THE YEAR 2022 OF THE Ascot Specialty Insurance Company
EXHIBIT OF PREMIUMS AND LOSSES (Statutory Page 14)

NAIC Group Code 4908

BUSINESS IN THE STATE OF New Mexico

DURING THE YEAR 2022

NAIC Company Code 45055

Line of Business	Gross Premiums, Including Policy and Membership Fees, Less Return Premiums and Premiums on Policies not Taken		3 Dividends Paid or Credited to Policyholders on Direct Business	4 Direct Unearned Premium Reserves	5 Direct Losses Paid (deducting salvage)	6 Direct Losses Incurred	7 Direct Losses Unpaid	8 Direct Defense and Cost Containment Expense Paid	9 Direct Defense and Cost Containment Expense Incurred	10 Direct Defense and Cost Containment Expense Unpaid	11 Commissions and Brokerage Expenses	12 Taxes, Licenses and Fees
	1 Direct Premiums Written	2 Direct Premiums Earned										
1. Fire	0	0	0	0	0	0	0	0	0	0	0	0
2.1 Allied Lines	0	0	0	0	0	0	0	0	0	0	0	0
2.2 Multiple Peril Crop	0	0	0	0	0	0	0	0	0	0	0	0
2.3 Federal Flood	0	0	0	0	0	0	0	0	0	0	0	0
2.4 Private Crop	0	0	0	0	0	0	0	0	0	0	0	0
2.5 Private Flood	0	0	0	0	0	0	0	0	0	0	0	0
3. Farmowners Multiple Peril	0	0	0	0	0	0	0	0	0	0	0	0
4. Homeowners Multiple Peril	0	0	0	0	0	0	0	0	0	0	0	0
5.1 Commercial Multiple Peril (Non-Liability Portion)	336,304	261,821	0	157,602	102,392	156,825	132,544	8,512	3,238	14,594	89,887	0
5.2 Commercial Multiple Peril (Liability Portion)	121,310	117,323	0	51,481	4,266	4,479	46,606	1,684	1,166	6,580	33,361	0
6. Mortgage Guaranty	0	0	0	0	0	0	0	0	0	0	0	0
8. Ocean Marine	0	0	0	0	0	0	0	0	0	0	0	0
9. Inland Marine	0	0	0	0	0	0	0	0	0	0	0	0
10. Financial Guaranty	0	0	0	0	0	0	0	0	0	0	0	0
11.1 Medical Professional Liability - Occurrence	0	0	0	0	0	0	0	0	0	0	0	0
11.2 Medical Professional Liability - Claims-Made	0	0	0	0	0	0	0	0	0	0	0	0
12. Earthquake	0	0	0	0	0	0	0	0	0	0	0	0
13.1 Comprehensive (hospital and medical) ind (b)	0	0	0	0	0	0	0	0	0	0	0	0
13.2 Comprehensive (hospital and medical) group (b)	0	0	0	0	0	0	0	0	0	0	0	0
14. Credit A&H (Group and Individual)	0	0	0	0	0	0	0	0	0	0	0	0
15.1 Vision Only (b)	0	0	0	0	0	0	0	0	0	0	0	0
15.2 Dental Only (b)	0	0	0	0	0	0	0	0	0	0	0	0
15.3 Disability Income (b)	0	0	0	0	0	0	0	0	0	0	0	0
15.4 Medicare Supplement (b)	0	0	0	0	0	0	0	0	0	0	0	0
15.5 Medicaid Title XIX (b)	0	0	0	0	0	0	0	0	0	0	0	0
15.6 Medicare Title XVIII (b)	0	0	0	0	0	0	0	0	0	0	0	0
15.7 Long-Term Care (b)	0	0	0	0	0	0	0	0	0	0	0	0
15.8 Federal Employees Health Benefits Plan (b)	0	0	0	0	0	0	0	0	0	0	0	0
15.9 Other Health (b)	0	0	0	0	0	0	0	0	0	0	0	0
16. Workers' Compensation	0	0	0	0	0	0	0	0	0	0	0	0
17.1 Other Liability - Occurrence	25,013	16,995	0	8,498	0	9,352	13,196	0	1,218	1,889	4,377	0
17.2 Other Liability - Claims-Made	393,513	288,920	0	270,049	0	113,358	141,476	0	17,745	33,529	100,377	0
17.3 Excess Workers' Compensation	0	0	0	0	0	0	0	0	0	0	0	0
18.1 Products Liability - Occurrence	0	0	0	0	0	0	0	0	0	0	0	0
18.2 Products Liability - Claims-Made	0	0	0	0	0	0	0	0	0	0	0	0
19.1 Private Passenger Auto No-Fault (Personal Injury Protection)	0	0	0	0	0	0	0	0	0	0	0	0
19.2 Other Private Passenger Auto Liability	0	0	0	0	0	0	0	0	0	0	0	0
19.3 Commercial Auto No-Fault (Personal Injury Protection)	0	0	0	0	0	0	0	0	0	0	0	0
19.4 Other Commercial Auto Liability	1,841	928	0	913	0	462	462	0	66	66	184	0
21.1 Private Passenger Auto Physical Damage	0	0	0	0	0	0	0	0	0	0	0	0
21.2 Commercial Auto Physical Damage	1,596	805	0	791	0	400	400	0	57	57	160	0
22. Aircraft (all perils)	0	0	0	0	0	0	0	0	0	0	0	0
23. Fidelity	0	0	0	0	0	0	0	0	0	0	0	0
24. Surety	0	0	0	0	0	0	0	0	0	0	0	0
26. Burglary and Theft	0	0	0	0	0	0	0	0	0	0	0	0
27. Boiler and Machinery	0	0	0	0	0	0	0	0	0	0	0	0
28. Credit	0	0	0	0	0	0	0	0	0	0	0	0
29. International	0	0	0	0	0	0	0	0	0	0	0	0
30. Warranty	0	0	0	0	0	0	0	0	0	0	0	0
31. Reins nonproportional assumed property	XXX	XXX	XXX	XXX	XXX	XXX	XXX	XXX	XXX	XXX	XXX	XXX
32. Reins nonproportional assumed liability	XXX	XXX	XXX	XXX	XXX	XXX	XXX	XXX	XXX	XXX	XXX	XXX
33. Reins nonproportional assumed financial lines	XXX	XXX	XXX	XXX	XXX	XXX	XXX	XXX	XXX	XXX	XXX	XXX
34. Aggregate Write-Ins for Other Lines of Business	0	0	0	0	0	0	0	0	0	0	0	0
35. Total (a)	879,577	686,792	0	489,333	106,658	284,877	334,685	10,196	23,491	56,715	228,346	0
DETAILS OF WRITE-INS												
3401.												
3402.												
3403.												
3498. Summary of remaining write-ins for Line 34 from overflow page	0	0	0	0	0	0	0	0	0	0	0	0
3499. Totals (Lines 3401 thru 3403 plus 3498)(Line 34 above)	0	0	0	0	0	0	0	0	0	0	0	0

(a) Finance and service charges not included in Lines 1 to 35 \$ 0

(b) For health business on indicated lines report: Number of persons insured under PPO managed care products 0 and number of persons insured under indemnity only products 0

19 NM



ANNUAL STATEMENT FOR THE YEAR 2022 OF THE Ascot Specialty Insurance Company

EXHIBIT OF PREMIUMS AND LOSSES (Statutory Page 14)

NAIC Group Code 4908

BUSINESS IN THE STATE OF New York

DURING THE YEAR 2022

NAIC Company Code 45055

Table with 12 columns: Line of Business, Gross Premiums (Direct Written, Direct Earned), Dividends Paid, Direct Unearned Premium Reserves, Direct Losses Paid, Direct Losses Incurred, Direct Losses Unpaid, Direct Defense and Cost Containment Expense Paid, Direct Defense and Cost Containment Expense Incurred, Direct Defense and Cost Containment Expense Unpaid, Commissions and Brokerage Expenses, Taxes, Licenses and Fees. Rows include various insurance lines like Fire, Multiple Peril Crop, Commercial Multiple Peril, etc.

(a) Finance and service charges not included in Lines 1 to 35 \$0
(b) For health business on indicated lines report: Number of persons insured under PPO managed care products0 and number of persons insured under indemnity only products0

19.NY



ANNUAL STATEMENT FOR THE YEAR 2022 OF THE Ascot Specialty Insurance Company
EXHIBIT OF PREMIUMS AND LOSSES (Statutory Page 14)

NAIC Group Code 4908

BUSINESS IN THE STATE OF North Carolina

DURING THE YEAR 2022

NAIC Company Code 45055

Line of Business	Gross Premiums, Including Policy and Membership Fees, Less Return Premiums and Premiums on Policies not Taken		3 Dividends Paid or Credited to Policyholders on Direct Business	4 Direct Unearned Premium Reserves	5 Direct Losses Paid (deducting salvage)	6 Direct Losses Incurred	7 Direct Losses Unpaid	8 Direct Defense and Cost Containment Expense Paid	9 Direct Defense and Cost Containment Expense Incurred	10 Direct Defense and Cost Containment Expense Unpaid	11 Commissions and Brokerage Expenses	12 Taxes, Licenses and Fees
	1 Direct Premiums Written	2 Direct Premiums Earned										
1. Fire	95,500	48,899	0	57,012	0	16,685	18,809	0	494	546	24,353	28
2.1 Allied Lines	0	0	0	0	0	0	0	0	0	0	0	0
2.2 Multiple Peril Crop	0	0	0	0	0	0	0	0	0	0	0	0
2.3 Federal Flood	0	0	0	0	0	0	0	0	0	0	0	0
2.4 Private Crop	0	0	0	0	0	0	0	0	0	0	0	0
2.5 Private Flood	0	0	0	0	0	0	0	0	0	0	0	0
3. Farmowners Multiple Peril	0	0	0	0	0	0	0	0	0	0	0	0
4. Homeowners Multiple Peril	0	0	0	0	0	0	0	0	0	0	0	0
5.1 Commercial Multiple Peril (Non-Liability Portion)	1,099,063	672,297	0	791,796	6,079	504,769	622,523	680	17,428	23,376	282,914	321
5.2 Commercial Multiple Peril (Liability Portion)	78,025	69,412	0	46,322	0	5,187	22,297	0	530	3,148	21,457	23
6. Mortgage Guaranty	0	0	0	0	0	0	0	0	0	0	0	0
8. Ocean Marine	0	0	0	0	0	0	0	0	0	0	0	0
9. Inland Marine	311,657	234,810	0	76,847	0	30,670	30,670	0	759	759	23,374	91
10. Financial Guaranty	0	0	0	0	0	0	0	0	0	0	0	0
11.1 Medical Professional Liability - Occurrence	0	0	0	0	0	0	0	0	0	0	0	0
11.2 Medical Professional Liability - Claims-Made	0	0	0	0	0	0	0	0	0	0	0	0
12. Earthquake	0	0	0	0	0	0	0	0	0	0	0	0
13.1 Comprehensive (hospital and medical) ind (b)	0	0	0	0	0	0	0	0	0	0	0	0
13.2 Comprehensive (hospital and medical) group (b)	0	0	0	0	0	0	0	0	0	0	0	0
14. Credit A&H (Group and Individual)	0	0	0	0	0	0	0	0	0	0	0	0
15.1 Vision Only (b)	0	0	0	0	0	0	0	0	0	0	0	0
15.2 Dental Only (b)	0	0	0	0	0	0	0	0	0	0	0	0
15.3 Disability Income (b)	0	0	0	0	0	0	0	0	0	0	0	0
15.4 Medicare Supplement (b)	0	0	0	0	0	0	0	0	0	0	0	0
15.5 Medicaid Title XIX (b)	0	0	0	0	0	0	0	0	0	0	0	0
15.6 Medicare Title XVIII (b)	0	0	0	0	0	0	0	0	0	0	0	0
15.7 Long-Term Care (b)	0	0	0	0	0	0	0	0	0	0	0	0
15.8 Federal Employees Health Benefits Plan (b)	0	0	0	0	0	0	0	0	0	0	0	0
15.9 Other Health (b)	0	0	0	0	0	0	0	0	0	0	0	0
16. Workers' Compensation	0	0	0	0	0	0	0	0	0	0	0	0
17.1 Other Liability - Occurrence	3,446,672	2,512,286	0	2,096,762	0	1,315,941	1,947,117	2,561	197,664	283,011	397,766	1,006
17.2 Other Liability - Claims-Made	3,523,353	2,282,088	0	2,048,248	13,485	1,070,567	1,655,842	128	163,329	285,262	745,956	1,028
17.3 Excess Workers' Compensation	0	0	0	0	0	0	0	0	0	0	0	0
18.1 Products Liability - Occurrence	0	0	0	0	0	0	0	0	0	0	0	0
18.2 Products Liability - Claims-Made	0	0	0	0	0	0	0	0	0	0	0	0
19.1 Private Passenger Auto No-Fault (Personal Injury Protection)	0	0	0	0	0	0	0	0	0	0	0	0
19.2 Other Private Passenger Auto Liability	0	0	0	0	0	0	0	0	0	0	0	0
19.3 Commercial Auto No-Fault (Personal Injury Protection)	0	0	0	0	0	0	0	0	0	0	0	0
19.4 Other Commercial Auto Liability	0	0	0	0	0	0	0	0	0	0	0	0
21.1 Private Passenger Auto Physical Damage	0	0	0	0	0	0	0	0	0	0	0	0
21.2 Commercial Auto Physical Damage	0	0	0	0	0	0	0	0	0	0	0	0
22. Aircraft (all perils)	0	0	0	0	0	0	0	0	0	0	0	0
23. Fidelity	0	0	0	0	0	0	0	0	0	0	0	0
24. Surety	0	0	0	0	0	0	0	0	0	0	0	0
26. Burglary and Theft	0	0	0	0	0	0	0	0	0	0	0	0
27. Boiler and Machinery	0	0	0	0	0	0	0	0	0	0	0	0
28. Credit	0	0	0	0	0	0	0	0	0	0	0	0
29. International	0	0	0	0	0	0	0	0	0	0	0	0
30. Warranty	0	0	0	0	0	0	0	0	0	0	0	0
31. Reins nonproportional assumed property	XXX	XXX	XXX	XXX	XXX	XXX	XXX	XXX	XXX	XXX	XXX	XXX
32. Reins nonproportional assumed liability	XXX	XXX	XXX	XXX	XXX	XXX	XXX	XXX	XXX	XXX	XXX	XXX
33. Reins nonproportional assumed financial lines	XXX	XXX	XXX	XXX	XXX	XXX	XXX	XXX	XXX	XXX	XXX	XXX
34. Aggregate Write-Ins for Other Lines of Business	0	0	0	0	0	0	0	0	0	0	0	0
35. Total (a)	8,554,270	5,819,792	0	5,116,987	19,564	2,943,820	4,297,258	3,369	380,204	596,102	1,495,820	2,497
DETAILS OF WRITE-INS												
3401.												
3402.												
3403.												
3498. Summary of remaining write-ins for Line 34 from overflow page	0	0	0	0	0	0	0	0	0	0	0	0
3499. Totals (Lines 3401 thru 3403 plus 3498)(Line 34 above)	0	0	0	0	0	0	0	0	0	0	0	0

(a) Finance and service charges not included in Lines 1 to 35 \$ 0

(b) For health business on indicated lines report: Number of persons insured under PPO managed care products 0 and number of persons insured under indemnity only products 0

19 NC



ANNUAL STATEMENT FOR THE YEAR 2022 OF THE Ascot Specialty Insurance Company

EXHIBIT OF PREMIUMS AND LOSSES (Statutory Page 14)

NAIC Group Code 4908

BUSINESS IN THE STATE OF North Dakota

DURING THE YEAR 2022

NAIC Company Code 45055

Table with 12 columns: Line of Business, Direct Premiums Written, Direct Premiums Earned, Dividends Paid or Credited to Policyholders on Direct Business, Direct Unearned Premium Reserves, Direct Losses Paid (deducting salvage), Direct Losses Incurred, Direct Losses Unpaid, Direct Defense and Cost Containment Expense Paid, Direct Defense and Cost Containment Expense Incurred, Direct Defense and Cost Containment Expense Unpaid, Commissions and Brokerage Expenses, Taxes, Licenses and Fees. Rows include various insurance lines like Fire, Multiple Peril Crop, Commercial Multiple Peril, etc., ending with a Total (a) row and a DETAILS OF WRITE-INS section.

(a) Finance and service charges not included in Lines 1 to 35 \$0
(b) For health business on indicated lines report: Number of persons insured under PPO managed care products0 and number of persons insured under indemnity only products0 .

19 ND



ANNUAL STATEMENT FOR THE YEAR 2022 OF THE Ascot Specialty Insurance Company
EXHIBIT OF PREMIUMS AND LOSSES (Statutory Page 14)

NAIC Group Code 4908

BUSINESS IN THE STATE OF Ohio

DURING THE YEAR 2022

NAIC Company Code 45055

Line of Business	Gross Premiums, Including Policy and Membership Fees, Less Return Premiums and Premiums on Policies not Taken		3 Dividends Paid or Credited to Policyholders on Direct Business	4 Direct Unearned Premium Reserves	5 Direct Losses Paid (deducting salvage)	6 Direct Losses Incurred	7 Direct Losses Unpaid	8 Direct Defense and Cost Containment Expense Paid	9 Direct Defense and Cost Containment Expense Incurred	10 Direct Defense and Cost Containment Expense Unpaid	11 Commissions and Brokerage Expenses	12 Taxes, Licenses and Fees
	1 Direct Premiums Written	2 Direct Premiums Earned										
1. Fire	644,026	286,740	0	420,807	0	81,708	119,427	0	2,555	3,467	165,077	89
2.1 Allied Lines	0	0	0	0	0	0	0	0	0	0	0	0
2.2 Multiple Peril Crop	0	0	0	0	0	0	0	0	0	0	0	0
2.3 Federal Flood	0	0	0	0	0	0	0	0	0	0	0	0
2.4 Private Crop	0	0	0	0	0	0	0	0	0	0	0	0
2.5 Private Flood	0	0	0	0	0	0	0	0	0	0	0	0
3. Farmowners Multiple Peril	0	0	0	0	0	0	0	0	0	0	0	0
4. Homeowners Multiple Peril	0	0	0	0	0	0	0	0	0	0	0	0
5.1 Commercial Multiple Peril (Non-Liability Portion)	385,019	280,022	0	253,306	69,288	267,863	218,077	3,450	11,517	12,746	99,617	53
5.2 Commercial Multiple Peril (Liability Portion)	54,904	51,416	0	33,008	0	(312)	20,847	0	(294)	2,943	15,099	8
6. Mortgage Guaranty	0	0	0	0	0	0	0	0	0	0	0	0
8. Ocean Marine	0	0	0	0	0	0	0	0	0	0	0	0
9. Inland Marine	(988)	203,118	0	0	267,067	31,752	84,725	8,303	(2,841)	2,097	(173)	0
10. Financial Guaranty	0	0	0	0	0	0	0	0	0	0	0	0
11.1 Medical Professional Liability - Occurrence	0	0	0	0	0	0	0	0	0	0	0	0
11.2 Medical Professional Liability - Claims-Made	0	0	0	0	0	0	0	0	0	0	0	0
12. Earthquake	0	0	0	0	0	0	0	0	0	0	0	0
13.1 Comprehensive (hospital and medical) ind (b)	0	0	0	0	0	0	0	0	0	0	0	0
13.2 Comprehensive (hospital and medical) group (b)	0	0	0	0	0	0	0	0	0	0	0	0
14. Credit A&H (Group and Individual)	0	0	0	0	0	0	0	0	0	0	0	0
15.1 Vision Only (b)	0	0	0	0	0	0	0	0	0	0	0	0
15.2 Dental Only (b)	0	0	0	0	0	0	0	0	0	0	0	0
15.3 Disability Income (b)	0	0	0	0	0	0	0	0	0	0	0	0
15.4 Medicare Supplement (b)	0	0	0	0	0	0	0	0	0	0	0	0
15.5 Medicaid Title XIX (b)	0	0	0	0	0	0	0	0	0	0	0	0
15.6 Medicare Title XVIII (b)	0	0	0	0	0	0	0	0	0	0	0	0
15.7 Long-Term Care (b)	0	0	0	0	0	0	0	0	0	0	0	0
15.8 Federal Employees Health Benefits Plan (b)	0	0	0	0	0	0	0	0	0	0	0	0
15.9 Other Health (b)	0	0	0	0	0	0	0	0	0	0	0	0
16. Workers' Compensation	0	0	0	0	0	0	0	0	0	0	0	0
17.1 Other Liability - Occurrence	3,210,776	2,461,507	0	2,250,823	0	1,287,495	2,138,776	0	191,978	306,445	238,738	442
17.2 Other Liability - Claims-Made	8,184,846	6,281,898	0	4,768,135	66,437	2,554,821	4,641,589	13,964	376,770	941,773	1,571,412	1,128
17.3 Excess Workers' Compensation	0	0	0	0	0	0	0	0	0	0	0	0
18.1 Products Liability - Occurrence	0	0	0	0	0	0	0	0	0	0	0	0
18.2 Products Liability - Claims-Made	0	0	0	0	0	0	0	0	0	0	0	0
19.1 Private Passenger Auto No-Fault (Personal Injury Protection)	0	0	0	0	0	0	0	0	0	0	0	0
19.2 Other Private Passenger Auto Liability	0	0	0	0	0	0	0	0	0	0	0	0
19.3 Commercial Auto No-Fault (Personal Injury Protection)	0	0	0	0	0	0	0	0	0	0	0	0
19.4 Other Commercial Auto Liability	57,550	54,625	0	2,925	0	27,174	27,174	0	3,896	3,896	8,633	8
21.1 Private Passenger Auto Physical Damage	0	0	0	0	0	0	0	0	0	0	0	0
21.2 Commercial Auto Physical Damage	6,500	9,092	0	(2,592)	0	4,525	4,525	0	649	649	975	1
22. Aircraft (all perils)	0	0	0	0	0	0	0	0	0	0	0	0
23. Fidelity	0	0	0	0	0	0	0	0	0	0	0	0
24. Surety	0	0	0	0	0	0	0	0	0	0	0	0
26. Burglary and Theft	0	0	0	0	0	0	0	0	0	0	0	0
27. Boiler and Machinery	0	0	0	0	0	0	0	0	0	0	0	0
28. Credit	0	0	0	0	0	0	0	0	0	0	0	0
29. International	0	0	0	0	0	0	0	0	0	0	0	0
30. Warranty	0	0	0	0	0	0	0	0	0	0	0	0
31. Reins nonproportional assumed property	XXX	XXX	XXX	XXX	XXX	XXX	XXX	XXX	XXX	XXX	XXX	XXX
32. Reins nonproportional assumed liability	XXX	XXX	XXX	XXX	XXX	XXX	XXX	XXX	XXX	XXX	XXX	XXX
33. Reins nonproportional assumed financial lines	XXX	XXX	XXX	XXX	XXX	XXX	XXX	XXX	XXX	XXX	XXX	XXX
34. Aggregate Write-Ins for Other Lines of Business	0	0	0	0	0	0	0	0	0	0	0	0
35. Total (a)	12,542,633	9,628,416	0	7,726,412	402,792	4,255,026	7,255,140	25,717	584,229	1,274,016	2,099,377	1,729
DETAILS OF WRITE-INS												
3401.												
3402.												
3403.												
3498. Summary of remaining write-ins for Line 34 from overflow page	0	0	0	0	0	0	0	0	0	0	0	0
3499. Totals (Lines 3401 thru 3403 plus 3498)(Line 34 above)	0	0	0	0	0	0	0	0	0	0	0	0

(a) Finance and service charges not included in Lines 1 to 35 \$ 0

(b) For health business on indicated lines report: Number of persons insured under PPO managed care products 0 and number of persons insured under indemnity only products 0

19 OH



ANNUAL STATEMENT FOR THE YEAR 2022 OF THE Ascot Specialty Insurance Company

EXHIBIT OF PREMIUMS AND LOSSES (Statutory Page 14)

NAIC Group Code 4908

BUSINESS IN THE STATE OF Oklahoma

DURING THE YEAR 2022

NAIC Company Code 45055

Line of Business	Gross Premiums, Including Policy and Membership Fees, Less Return Premiums and Premiums on Policies not Taken		3 Dividends Paid or Credited to Policyholders on Direct Business	4 Direct Unearned Premium Reserves	5 Direct Losses Paid (deducting salvage)	6 Direct Losses Incurred	7 Direct Losses Unpaid	8 Direct Defense and Cost Containment Expense Paid	9 Direct Defense and Cost Containment Expense Incurred	10 Direct Defense and Cost Containment Expense Unpaid	11 Commissions and Brokerage Expenses	12 Taxes, Licenses and Fees
	1 Direct Premiums Written	2 Direct Premiums Earned										
1. Fire	87,508	21,756	0	86,528	0	2,364	11,248	0	111	326	22,315	39
2.1 Allied Lines	0	0	0	0	0	0	0	0	0	0	0	0
2.2 Multiple Peril Crop	0	0	0	0	0	0	0	0	0	0	0	0
2.3 Federal Flood	0	0	0	0	0	0	0	0	0	0	0	0
2.4 Private Crop	0	0	0	0	0	0	0	0	0	0	0	0
2.5 Private Flood	0	0	0	0	0	0	0	0	0	0	0	0
3. Farmowners Multiple Peril	0	0	0	0	0	0	0	0	0	0	0	0
4. Homeowners Multiple Peril	0	0	0	0	0	0	0	0	0	0	0	0
5.1 Commercial Multiple Peril (Non-Liability Portion)	101,699	123,838	0	95,356	0	116,978	131,110	0	1,997	2,198	26,484	45
5.2 Commercial Multiple Peril (Liability Portion)	1,612	1,351	0	261	0	264	264	0	37	37	443	1
6. Mortgage Guaranty	0	0	0	0	0	0	0	0	0	0	0	0
8. Ocean Marine	0	0	0	0	0	0	0	0	0	0	0	0
9. Inland Marine	7,046	8,157	0	1,344	0	1,214	1,720	0	29	43	1,265	3
10. Financial Guaranty	0	0	0	0	0	0	0	0	0	0	0	0
11.1 Medical Professional Liability - Occurrence	0	0	0	0	0	0	0	0	0	0	0	0
11.2 Medical Professional Liability - Claims-Made	0	0	0	0	0	0	0	0	0	0	0	0
12. Earthquake	0	0	0	0	0	0	0	0	0	0	0	0
13.1 Comprehensive (hospital and medical) ind (b)	0	0	0	0	0	0	0	0	0	0	0	0
13.2 Comprehensive (hospital and medical) group (b)	0	0	0	0	0	0	0	0	0	0	0	0
14. Credit A&H (Group and Individual)	0	0	0	0	0	0	0	0	0	0	0	0
15.1 Vision Only (b)	0	0	0	0	0	0	0	0	0	0	0	0
15.2 Dental Only (b)	0	0	0	0	0	0	0	0	0	0	0	0
15.3 Disability Income (b)	0	0	0	0	0	0	0	0	0	0	0	0
15.4 Medicare Supplement (b)	0	0	0	0	0	0	0	0	0	0	0	0
15.5 Medicaid Title XIX (b)	0	0	0	0	0	0	0	0	0	0	0	0
15.6 Medicare Title XVIII (b)	0	0	0	0	0	0	0	0	0	0	0	0
15.7 Long-Term Care (b)	0	0	0	0	0	0	0	0	0	0	0	0
15.8 Federal Employees Health Benefits Plan (b)	0	0	0	0	0	0	0	0	0	0	0	0
15.9 Other Health (b)	0	0	0	0	0	0	0	0	0	0	0	0
16. Workers' Compensation	0	0	0	0	0	0	0	0	0	0	0	0
17.1 Other Liability - Occurrence	961,222	802,359	0	539,063	0	448,768	715,431	99,891	108,150	188,408	147,320	427
17.2 Other Liability - Claims-Made	1,993,672	1,473,425	0	1,073,498	0	743,916	1,474,157	2,136	108,116	218,546	376,519	886
17.3 Excess Workers' Compensation	0	0	0	0	0	0	0	0	0	0	0	0
18.1 Products Liability - Occurrence	0	0	0	0	0	0	0	0	0	0	0	0
18.2 Products Liability - Claims-Made	0	0	0	0	0	0	0	0	0	0	0	0
19.1 Private Passenger Auto No-Fault (Personal Injury Protection)	0	0	0	0	0	0	0	0	0	0	0	0
19.2 Other Private Passenger Auto Liability	0	0	0	0	0	0	0	0	0	0	0	0
19.3 Commercial Auto No-Fault (Personal Injury Protection)	0	0	0	0	0	0	0	0	0	0	0	0
19.4 Other Commercial Auto Liability	434,567	262,349	0	219,404	31,574	162,021	131,174	352	19,057	18,809	52,095	193
21.1 Private Passenger Auto Physical Damage	0	0	0	0	0	0	0	0	0	0	0	0
21.2 Commercial Auto Physical Damage	77,348	42,420	0	34,928	24,201	46,069	21,868	267	3,494	3,227	9,707	34
22. Aircraft (all perils)	0	0	0	0	0	0	0	0	0	0	0	0
23. Fidelity	0	0	0	0	0	0	0	0	0	0	0	0
24. Surety	0	0	0	0	0	0	0	0	0	0	0	0
26. Burglary and Theft	0	0	0	0	0	0	0	0	0	0	0	0
27. Boiler and Machinery	0	0	0	0	0	0	0	0	0	0	0	0
28. Credit	0	0	0	0	0	0	0	0	0	0	0	0
29. International	0	0	0	0	0	0	0	0	0	0	0	0
30. Warrantly	0	0	0	0	0	0	0	0	0	0	0	0
31. Reins nonproportional assumed property	XXX	XXX	XXX	XXX	XXX	XXX	XXX	XXX	XXX	XXX	XXX	XXX
32. Reins nonproportional assumed liability	XXX	XXX	XXX	XXX	XXX	XXX	XXX	XXX	XXX	XXX	XXX	XXX
33. Reins nonproportional assumed financial lines	XXX	XXX	XXX	XXX	XXX	XXX	XXX	XXX	XXX	XXX	XXX	XXX
34. Aggregate Write-Ins for Other Lines of Business	0	0	0	0	0	0	0	0	0	0	0	0
35. Total (a)	3,664,674	2,735,656	0	2,050,382	55,775	1,521,594	2,486,973	102,646	240,991	431,595	636,149	1,628
DETAILS OF WRITE-INS												
3401.												
3402.												
3403.												
3498. Summary of remaining write-ins for Line 34 from overflow page	0	0	0	0	0	0	0	0	0	0	0	0
3499. Totals (Lines 3401 thru 3403 plus 3498)(Line 34 above)	0	0	0	0	0	0	0	0	0	0	0	0

(a) Finance and service charges not included in Lines 1 to 35 \$ 0

(b) For health business on indicated lines report: Number of persons insured under PPO managed care products 0 and number of persons insured under indemnity only products 0

19 OK



ANNUAL STATEMENT FOR THE YEAR 2022 OF THE Ascot Specialty Insurance Company
EXHIBIT OF PREMIUMS AND LOSSES (Statutory Page 14)

NAIC Group Code 4908

BUSINESS IN THE STATE OF Oregon

DURING THE YEAR 2022

NAIC Company Code 45055

Line of Business	Gross Premiums, Including Policy and Membership Fees, Less Return Premiums and Premiums on Policies not Taken		3 Dividends Paid or Credited to Policyholders on Direct Business	4 Direct Unearned Premium Reserves	5 Direct Losses Paid (deducting salvage)	6 Direct Losses Incurred	7 Direct Losses Unpaid	8 Direct Defense and Cost Containment Expense Paid	9 Direct Defense and Cost Containment Expense Incurred	10 Direct Defense and Cost Containment Expense Unpaid	11 Commissions and Brokerage Expenses	12 Taxes, Licenses and Fees
	1 Direct Premiums Written	2 Direct Premiums Earned										
1. Fire	251,287	181,070	0	98,504	0	(29,298)	119,892	0	(61)	3,547	64,704	0
2.1 Allied Lines	0	0	0	0	0	0	0	0	0	0	0	0
2.2 Multiple Peril Crop	0	0	0	0	0	0	0	0	0	0	0	0
2.3 Federal Flood	0	0	0	0	0	0	0	0	0	0	0	0
2.4 Private Crop	0	0	0	0	0	0	0	0	0	0	0	0
2.5 Private Flood	0	0	0	0	0	0	0	0	0	0	0	0
3. Farmowners Multiple Peril	0	0	0	0	0	0	0	0	0	0	0	0
4. Homeowners Multiple Peril	0	0	0	0	0	0	0	0	0	0	0	0
5.1 Commercial Multiple Peril (Non-Liability Portion)	691,122	515,637	0	360,578	6,454	378,827	430,078	1,984	8,751	13,964	179,147	0
5.2 Commercial Multiple Peril (Liability Portion)	94,573	87,684	0	54,988	3,029	4,741	33,213	0	(131)	4,689	26,008	0
6. Mortgage Guaranty	0	0	0	0	0	0	0	0	0	0	0	0
8. Ocean Marine	0	0	0	0	0	0	0	0	0	0	0	0
9. Inland Marine	0	0	0	0	0	0	0	0	0	0	0	0
10. Financial Guaranty	0	0	0	0	0	0	0	0	0	0	0	0
11.1 Medical Professional Liability - Occurrence	0	0	0	0	0	0	0	0	0	0	0	0
11.2 Medical Professional Liability - Claims-Made	0	0	0	0	0	0	0	0	0	0	0	0
12. Earthquake	97,337	91,672	0	5,665	0	0	0	0	0	0	28,714	0
13.1 Comprehensive (hospital and medical) ind (b)	0	0	0	0	0	0	0	0	0	0	0	0
13.2 Comprehensive (hospital and medical) group (b)	0	0	0	0	0	0	0	0	0	0	0	0
14. Credit A&H (Group and Individual)	0	0	0	0	0	0	0	0	0	0	0	0
15.1 Vision Only (b)	0	0	0	0	0	0	0	0	0	0	0	0
15.2 Dental Only (b)	0	0	0	0	0	0	0	0	0	0	0	0
15.3 Disability Income (b)	0	0	0	0	0	0	0	0	0	0	0	0
15.4 Medicare Supplement (b)	0	0	0	0	0	0	0	0	0	0	0	0
15.5 Medicaid Title XIX (b)	0	0	0	0	0	0	0	0	0	0	0	0
15.6 Medicare Title XVIII (b)	0	0	0	0	0	0	0	0	0	0	0	0
15.7 Long-Term Care (b)	0	0	0	0	0	0	0	0	0	0	0	0
15.8 Federal Employees Health Benefits Plan (b)	0	0	0	0	0	0	0	0	0	0	0	0
15.9 Other Health (b)	0	0	0	0	0	0	0	0	0	0	0	0
16. Workers' Compensation	0	0	0	0	0	0	0	0	0	0	0	0
17.1 Other Liability - Occurrence	476,263	416,898	0	181,712	0	212,262	274,362	0	30,694	39,308	60,160	0
17.2 Other Liability - Claims-Made	1,385,361	784,328	0	845,690	0	267,954	494,166	0	57,224	121,480	376,162	0
17.3 Excess Workers' Compensation	0	0	0	0	0	0	0	0	0	0	0	0
18.1 Products Liability - Occurrence	0	0	0	0	0	0	0	0	0	0	0	0
18.2 Products Liability - Claims-Made	0	0	0	0	0	0	0	0	0	0	0	0
19.1 Private Passenger Auto No-Fault (Personal Injury Protection)	0	0	0	0	0	0	0	0	0	0	0	0
19.2 Other Private Passenger Auto Liability	0	0	0	0	0	0	0	0	0	0	0	0
19.3 Commercial Auto No-Fault (Personal Injury Protection)	0	0	0	0	0	0	0	0	0	0	0	0
19.4 Other Commercial Auto Liability	0	0	0	0	0	0	0	0	0	0	0	0
21.1 Private Passenger Auto Physical Damage	0	0	0	0	0	0	0	0	0	0	0	0
21.2 Commercial Auto Physical Damage	0	0	0	0	0	0	0	0	0	0	0	0
22. Aircraft (all perils)	0	0	0	0	0	0	0	0	0	0	0	0
23. Fidelity	0	0	0	0	0	0	0	0	0	0	0	0
24. Surety	0	0	0	0	0	0	0	0	0	0	0	0
26. Burglary and Theft	0	0	0	0	0	0	0	0	0	0	0	0
27. Boiler and Machinery	0	0	0	0	0	0	0	0	0	0	0	0
28. Credit	0	0	0	0	0	0	0	0	0	0	0	0
29. International	0	0	0	0	0	0	0	0	0	0	0	0
30. Warranty	0	0	0	0	0	0	0	0	0	0	0	0
31. Reins nonproportional assumed property	XXX	XXX	XXX	XXX	XXX	XXX	XXX	XXX	XXX	XXX	XXX	XXX
32. Reins nonproportional assumed liability	XXX	XXX	XXX	XXX	XXX	XXX	XXX	XXX	XXX	XXX	XXX	XXX
33. Reins nonproportional assumed financial lines	XXX	XXX	XXX	XXX	XXX	XXX	XXX	XXX	XXX	XXX	XXX	XXX
34. Aggregate Write-Ins for Other Lines of Business	0	0	0	0	0	0	0	0	0	0	0	0
35. Total (a)	2,996,143	2,077,288	0	1,547,136	9,483	834,486	1,351,712	1,984	96,477	182,988	734,896	0
DETAILS OF WRITE-INS												
3401.												
3402.												
3403.												
3498. Summary of remaining write-ins for Line 34 from overflow page	0	0	0	0	0	0	0	0	0	0	0	0
3499. Totals (Lines 3401 thru 3403 plus 3498)(Line 34 above)	0	0	0	0	0	0	0	0	0	0	0	0

(a) Finance and service charges not included in Lines 1 to 35 \$ 0

(b) For health business on indicated lines report: Number of persons insured under PPO managed care products 0 and number of persons insured under indemnity only products 0

19 OR



ANNUAL STATEMENT FOR THE YEAR 2022 OF THE Ascot Specialty Insurance Company
EXHIBIT OF PREMIUMS AND LOSSES (Statutory Page 14)

NAIC Group Code 4908

BUSINESS IN THE STATE OF Pennsylvania

DURING THE YEAR 2022

NAIC Company Code 45055

Line of Business	Gross Premiums, Including Policy and Membership Fees, Less Return Premiums and Premiums on Policies not Taken		3 Dividends Paid or Credited to Policyholders on Direct Business	4 Direct Unearned Premium Reserves	5 Direct Losses Paid (deducting salvage)	6 Direct Losses Incurred	7 Direct Losses Unpaid	8 Direct Defense and Cost Containment Expense Paid	9 Direct Defense and Cost Containment Expense Incurred	10 Direct Defense and Cost Containment Expense Unpaid	11 Commissions and Brokerage Expenses	12 Taxes, Licenses and Fees
	1 Direct Premiums Written	2 Direct Premiums Earned										
1. Fire	429,258	334,248	0	225,564	171,334	649,607	633,150	8,587	13,462	8,621	109,461	0
2.1 Allied Lines	0	0	0	0	0	0	0	0	0	0	0	0
2.2 Multiple Peril Crop	0	0	0	0	0	0	0	0	0	0	0	0
2.3 Federal Flood	0	0	0	0	0	0	0	0	0	0	0	0
2.4 Private Crop	0	0	0	0	0	0	0	0	0	0	0	0
2.5 Private Flood	0	0	0	0	0	0	0	0	0	0	0	0
3. Farmowners Multiple Peril	0	0	0	0	0	0	0	0	0	0	0	0
4. Homeowners Multiple Peril	0	0	0	0	0	0	0	0	0	0	0	0
5.1 Commercial Multiple Peril (Non-Liability Portion)	1,121,195	777,978	0	712,169	20,885	503,652	551,238	7,659	22,805	22,805	292,017	0
5.2 Commercial Multiple Peril (Liability Portion)	198,309	175,312	0	131,492	0	10,053	59,493	835	8,399	8,399	54,535	0
6. Mortgage Guaranty	0	0	0	0	0	0	0	0	0	0	0	0
8. Ocean Marine	0	0	0	0	0	0	0	0	0	0	0	0
9. Inland Marine	42,155	38,908	0	3,247	0	11,868	35,103	237	869	869	6,511	0
10. Financial Guaranty	0	0	0	0	0	0	0	0	0	0	0	0
11.1 Medical Professional Liability - Occurrence	0	0	0	0	0	0	0	0	0	0	0	0
11.2 Medical Professional Liability - Claims-Made	0	0	0	0	0	0	0	0	0	0	0	0
12. Earthquake	0	0	0	0	0	0	0	0	0	0	0	0
13.1 Comprehensive (hospital and medical) ind (b)	0	0	0	0	0	0	0	0	0	0	0	0
13.2 Comprehensive (hospital and medical) group (b)	0	0	0	0	0	0	0	0	0	0	0	0
14. Credit A&H (Group and Individual)	0	0	0	0	0	0	0	0	0	0	0	0
15.1 Vision Only (b)	0	0	0	0	0	0	0	0	0	0	0	0
15.2 Dental Only (b)	0	0	0	0	0	0	0	0	0	0	0	0
15.3 Disability Income (b)	0	0	0	0	0	0	0	0	0	0	0	0
15.4 Medicare Supplement (b)	0	0	0	0	0	0	0	0	0	0	0	0
15.5 Medicaid Title XIX (b)	0	0	0	0	0	0	0	0	0	0	0	0
15.6 Medicare Title XVIII (b)	0	0	0	0	0	0	0	0	0	0	0	0
15.7 Long-Term Care (b)	0	0	0	0	0	0	0	0	0	0	0	0
15.8 Federal Employees Health Benefits Plan (b)	0	0	0	0	0	0	0	0	0	0	0	0
15.9 Other Health (b)	0	0	0	0	0	0	0	0	0	0	0	0
16. Workers' Compensation	0	0	0	0	0	0	0	0	0	0	0	0
17.1 Other Liability - Occurrence	6,063,856	5,383,967	0	3,457,645	193,357	2,946,294	4,060,161	34,555	443,897	601,419	775,641	0
17.2 Other Liability - Claims-Made	9,533,678	5,622,880	0	6,899,168	25,000	2,226,976	3,536,896	30,382	487,174	851,804	1,935,688	0
17.3 Excess Workers' Compensation	0	0	0	0	0	0	0	0	0	0	0	0
18.1 Products Liability - Occurrence	0	0	0	0	0	0	0	0	0	0	0	0
18.2 Products Liability - Claims-Made	0	0	0	0	0	0	0	0	0	0	0	0
19.1 Private Passenger Auto No-Fault (Personal Injury Protection)	0	0	0	0	0	0	0	0	0	0	0	0
19.2 Other Private Passenger Auto Liability	0	0	0	0	0	0	0	0	0	0	0	0
19.3 Commercial Auto No-Fault (Personal Injury Protection)	0	0	0	0	0	0	0	0	0	0	0	0
19.4 Other Commercial Auto Liability	2,101	1,583	0	518	0	787	787	0	113	113	315	0
21.1 Private Passenger Auto Physical Damage	0	0	0	0	0	0	0	0	0	0	0	0
21.2 Commercial Auto Physical Damage	0	0	0	0	0	0	0	0	0	0	0	0
22. Aircraft (all perils)	0	0	0	0	0	0	0	0	0	0	0	0
23. Fidelity	0	0	0	0	0	0	0	0	0	0	0	0
24. Surety	0	0	0	0	0	0	0	0	0	0	0	0
26. Burglary and Theft	0	0	0	0	0	0	0	0	0	0	0	0
27. Boiler and Machinery	0	0	0	0	0	0	0	0	0	0	0	0
28. Credit	0	0	0	0	0	0	0	0	0	0	0	0
29. International	0	0	0	0	0	0	0	0	0	0	0	0
30. Warranty	0	0	0	0	0	0	0	0	0	0	0	0
31. Reins nonproportional assumed property	XXX	XXX	XXX	XXX	XXX	XXX	XXX	XXX	XXX	XXX	XXX	XXX
32. Reins nonproportional assumed liability	XXX	XXX	XXX	XXX	XXX	XXX	XXX	XXX	XXX	XXX	XXX	XXX
33. Reins nonproportional assumed financial lines	XXX	XXX	XXX	XXX	XXX	XXX	XXX	XXX	XXX	XXX	XXX	XXX
34. Aggregate Write-Ins for Other Lines of Business	0	0	0	0	0	0	0	0	0	0	0	0
35. Total (a)	17,390,552	12,334,877	0	11,429,802	410,576	6,349,237	8,876,788	73,524	953,375	1,494,030	3,174,168	0
DETAILS OF WRITE-INS												
3401.												
3402.												
3403.												
3498. Summary of remaining write-ins for Line 34 from overflow page	0	0	0	0	0	0	0	0	0	0	0	0
3499. Totals (Lines 3401 thru 3403 plus 3498)(Line 34 above)	0	0	0	0	0	0	0	0	0	0	0	0

(a) Finance and service charges not included in Lines 1 to 35 \$ 0

(b) For health business on indicated lines report: Number of persons insured under PPO managed care products 0 and number of persons insured under indemnity only products 0

19.PA



ANNUAL STATEMENT FOR THE YEAR 2022 OF THE Ascot Specialty Insurance Company
EXHIBIT OF PREMIUMS AND LOSSES (Statutory Page 14)

NAIC Group Code 4908

BUSINESS IN THE STATE OF Rhode Island

DURING THE YEAR 2022

NAIC Company Code 45055

Line of Business	Gross Premiums, Including Policy and Membership Fees, Less Return Premiums and Premiums on Policies not Taken		3 Dividends Paid or Credited to Policyholders on Direct Business	4 Direct Unearned Premium Reserves	5 Direct Losses Paid (deducting salvage)	6 Direct Losses Incurred	7 Direct Losses Unpaid	8 Direct Defense and Cost Containment Expense Paid	9 Direct Defense and Cost Containment Expense Incurred	10 Direct Defense and Cost Containment Expense Unpaid	11 Commissions and Brokerage Expenses	12 Taxes, Licenses and Fees
	1 Direct Premiums Written	2 Direct Premiums Earned										
1. Fire	0	0	0	0	0	0	0	0	0	0	0	0
2.1 Allied Lines	0	0	0	0	0	0	0	0	0	0	0	0
2.2 Multiple Peril Crop	0	0	0	0	0	0	0	0	0	0	0	0
2.3 Federal Flood	0	0	0	0	0	0	0	0	0	0	0	0
2.4 Private Crop	0	0	0	0	0	0	0	0	0	0	0	0
2.5 Private Flood	0	0	0	0	0	0	0	0	0	0	0	0
3. Farmowners Multiple Peril	0	0	0	0	0	0	0	0	0	0	0	0
4. Homeowners Multiple Peril	0	0	0	0	0	0	0	0	0	0	0	0
5.1 Commercial Multiple Peril (Non-Liability Portion)	0	0	0	0	0	0	0	0	0	0	0	0
5.2 Commercial Multiple Peril (Liability Portion)	0	0	0	0	0	0	0	0	0	0	0	0
6. Mortgage Guaranty	0	0	0	0	0	0	0	0	0	0	0	0
8. Ocean Marine	127,907	122,992	0	41,498	9,748	78,904	149,352	67	2,955	7,244	20,001	77,107
9. Inland Marine	0	0	0	0	0	0	0	0	0	0	0	0
10. Financial Guaranty	0	0	0	0	0	0	0	0	0	0	0	0
11.1 Medical Professional Liability - Occurrence	0	0	0	0	0	0	0	0	0	0	0	0
11.2 Medical Professional Liability - Claims-Made	0	0	0	0	0	0	0	0	0	0	0	0
12. Earthquake	0	0	0	0	0	0	0	0	0	0	0	0
13.1 Comprehensive (hospital and medical) ind (b)	0	0	0	0	0	0	0	0	0	0	0	0
13.2 Comprehensive (hospital and medical) group (b)	0	0	0	0	0	0	0	0	0	0	0	0
14. Credit A&H (Group and Individual)	0	0	0	0	0	0	0	0	0	0	0	0
15.1 Vision Only (b)	0	0	0	0	0	0	0	0	0	0	0	0
15.2 Dental Only (b)	0	0	0	0	0	0	0	0	0	0	0	0
15.3 Disability Income (b)	0	0	0	0	0	0	0	0	0	0	0	0
15.4 Medicare Supplement (b)	0	0	0	0	0	0	0	0	0	0	0	0
15.5 Medicaid Title XIX (b)	0	0	0	0	0	0	0	0	0	0	0	0
15.6 Medicare Title XVIII (b)	0	0	0	0	0	0	0	0	0	0	0	0
15.7 Long-Term Care (b)	0	0	0	0	0	0	0	0	0	0	0	0
15.8 Federal Employees Health Benefits Plan (b)	0	0	0	0	0	0	0	0	0	0	0	0
15.9 Other Health (b)	0	0	0	0	0	0	0	0	0	0	0	0
16. Workers' Compensation	0	0	0	0	0	0	0	0	0	0	0	0
17.1 Other Liability - Occurrence	18,956	40,417	0	5,413	0	39,845	109,634	0	3,459	15,642	5,687	12,120
17.2 Other Liability - Claims-Made	89,989	61,648	0	34,128	0	20,786	47,011	0	3,193	10,999	17,998	55,735
17.3 Excess Workers' Compensation	0	0	0	0	0	0	0	0	0	0	0	0
18.1 Products Liability - Occurrence	0	0	0	0	0	0	0	0	0	0	0	0
18.2 Products Liability - Claims-Made	0	0	0	0	0	0	0	0	0	0	0	0
19.1 Private Passenger Auto No-Fault (Personal Injury Protection)	0	0	0	0	0	0	0	0	0	0	0	0
19.2 Other Private Passenger Auto Liability	0	0	0	0	0	0	0	0	0	0	0	0
19.3 Commercial Auto No-Fault (Personal Injury Protection)	0	0	0	0	0	0	0	0	0	0	0	0
19.4 Other Commercial Auto Liability	0	0	0	0	0	0	0	0	0	0	0	0
21.1 Private Passenger Auto Physical Damage	0	0	0	0	0	0	0	0	0	0	0	0
21.2 Commercial Auto Physical Damage	0	0	0	0	0	0	0	0	0	0	0	0
22. Aircraft (all perils)	0	0	0	0	0	0	0	0	0	0	0	0
23. Fidelity	0	0	0	0	0	0	0	0	0	0	0	0
24. Surety	0	0	0	0	0	0	0	0	0	0	0	0
26. Burglary and Theft	0	0	0	0	0	0	0	0	0	0	0	0
27. Boiler and Machinery	0	0	0	0	0	0	0	0	0	0	0	0
28. Credit	0	0	0	0	0	809	23,952	0	23	760	0	0
29. International	0	0	0	0	0	0	0	0	0	0	0	0
30. Warranty	0	0	0	0	0	0	0	0	0	0	0	0
31. Reins nonproportional assumed property	XXX	XXX	XXX	XXX	XXX	XXX	XXX	XXX	XXX	XXX	XXX	XXX
32. Reins nonproportional assumed liability	XXX	XXX	XXX	XXX	XXX	XXX	XXX	XXX	XXX	XXX	XXX	XXX
33. Reins nonproportional assumed financial lines	XXX	XXX	XXX	XXX	XXX	XXX	XXX	XXX	XXX	XXX	XXX	XXX
34. Aggregate Write-Ins for Other Lines of Business	0	0	0	0	0	0	0	0	0	0	0	0
35. Total (a)	236,852	225,057	0	81,039	9,748	140,344	329,949	67	9,630	34,644	43,685	144,962
DETAILS OF WRITE-INS												
3401.												
3402.												
3403.												
3498. Summary of remaining write-ins for Line 34 from overflow page	0	0	0	0	0	0	0	0	0	0	0	0
3499. Totals (Lines 3401 thru 3403 plus 3498)(Line 34 above)	0	0	0	0	0	0	0	0	0	0	0	0

(a) Finance and service charges not included in Lines 1 to 35 \$ 0

(b) For health business on indicated lines report: Number of persons insured under PPO managed care products 0 and number of persons insured under indemnity only products 0

19.RI



ANNUAL STATEMENT FOR THE YEAR 2022 OF THE Ascot Specialty Insurance Company
EXHIBIT OF PREMIUMS AND LOSSES (Statutory Page 14)

NAIC Group Code 4908

BUSINESS IN THE STATE OF South Carolina

DURING THE YEAR 2022

NAIC Company Code 45055

Line of Business	Gross Premiums, Including Policy and Membership Fees, Less Return Premiums and Premiums on Policies not Taken		3 Dividends Paid or Credited to Policyholders on Direct Business	4 Direct Unearned Premium Reserves	5 Direct Losses Paid (deducting salvage)	6 Direct Losses Incurred	7 Direct Losses Unpaid	8 Direct Defense and Cost Containment Expense Paid	9 Direct Defense and Cost Containment Expense Incurred	10 Direct Defense and Cost Containment Expense Unpaid	11 Commissions and Brokerage Expenses	12 Taxes, Licenses and Fees
	1 Direct Premiums Written	2 Direct Premiums Earned										
1. Fire	220,488	44,776	0	175,711	0	16,517	16,517	0	479	479	56,224	0
2.1 Allied Lines	0	0	0	0	0	0	0	0	0	0	0	0
2.2 Multiple Peril Crop	0	0	0	0	0	0	0	0	0	0	0	0
2.3 Federal Flood	0	0	0	0	0	0	0	0	0	0	0	0
2.4 Private Crop	0	0	0	0	0	0	0	0	0	0	0	0
2.5 Private Flood	0	0	0	0	0	0	0	0	0	0	0	0
3. Farmowners Multiple Peril	0	0	0	0	0	0	0	0	0	0	0	0
4. Homeowners Multiple Peril	0	0	0	0	0	0	0	0	0	0	0	0
5.1 Commercial Multiple Peril (Non-Liability Portion)	796,084	642,851	0	415,883	156,920	89,325	421,073	7,491	5,726	19,405	136,305	0
5.2 Commercial Multiple Peril (Liability Portion)	49,951	54,894	0	25,281	7,500	104	29,621	0	(1,482)	4,182	13,737	0
6. Mortgage Guaranty	0	0	0	0	0	0	0	0	0	0	0	0
8. Ocean Marine	0	0	0	0	0	0	0	0	0	0	0	0
9. Inland Marine	0	0	0	0	0	476	2,105	0	8	52	0	0
10. Financial Guaranty	0	0	0	0	0	0	0	0	0	0	0	0
11.1 Medical Professional Liability - Occurrence	0	0	0	0	0	0	0	0	0	0	0	0
11.2 Medical Professional Liability - Claims-Made	0	0	0	0	0	0	0	0	0	0	0	0
12. Earthquake	69,750	69,750	0	0	0	0	0	0	0	0	20,576	0
13.1 Comprehensive (hospital and medical) ind (b)	0	0	0	0	0	0	0	0	0	0	0	0
13.2 Comprehensive (hospital and medical) group (b)	0	0	0	0	0	0	0	0	0	0	0	0
14. Credit A&H (Group and Individual)	0	0	0	0	0	0	0	0	0	0	0	0
15.1 Vision Only (b)	0	0	0	0	0	0	0	0	0	0	0	0
15.2 Dental Only (b)	0	0	0	0	0	0	0	0	0	0	0	0
15.3 Disability Income (b)	0	0	0	0	0	0	0	0	0	0	0	0
15.4 Medicare Supplement (b)	0	0	0	0	0	0	0	0	0	0	0	0
15.5 Medicaid Title XIX (b)	0	0	0	0	0	0	0	0	0	0	0	0
15.6 Medicare Title XVIII (b)	0	0	0	0	0	0	0	0	0	0	0	0
15.7 Long-Term Care (b)	0	0	0	0	0	0	0	0	0	0	0	0
15.8 Federal Employees Health Benefits Plan (b)	0	0	0	0	0	0	0	0	0	0	0	0
15.9 Other Health (b)	0	0	0	0	0	0	0	0	0	0	0	0
16. Workers' Compensation	0	0	0	0	0	0	0	0	0	0	0	0
17.1 Other Liability - Occurrence	2,114,405	1,504,853	0	1,010,620	(10,000)	820,585	1,054,721	19,116	149,004	162,123	325,258	0
17.2 Other Liability - Claims-Made	1,930,997	908,144	0	1,220,536	0	296,728	473,504	403	109,528	187,765	427,565	0
17.3 Excess Workers' Compensation	0	0	0	0	0	0	0	0	0	0	0	0
18.1 Products Liability - Occurrence	0	0	0	0	0	0	0	0	0	0	0	0
18.2 Products Liability - Claims-Made	0	0	0	0	0	0	0	0	0	0	0	0
19.1 Private Passenger Auto No-Fault (Personal Injury Protection)	0	0	0	0	0	0	0	0	0	0	0	0
19.2 Other Private Passenger Auto Liability	0	0	0	0	0	0	0	0	0	0	0	0
19.3 Commercial Auto No-Fault (Personal Injury Protection)	0	0	0	0	0	0	0	0	0	0	0	0
19.4 Other Commercial Auto Liability	22,524	15,190	0	7,334	0	7,557	7,557	0	1,084	1,084	3,379	0
21.1 Private Passenger Auto Physical Damage	0	0	0	0	0	0	0	0	0	0	0	0
21.2 Commercial Auto Physical Damage	890	624	0	266	0	311	311	0	45	45	134	0
22. Aircraft (all perils)	0	0	0	0	0	0	0	0	0	0	0	0
23. Fidelity	0	0	0	0	0	0	0	0	0	0	0	0
24. Surety	0	0	0	0	0	0	0	0	0	0	0	0
26. Burglary and Theft	0	0	0	0	0	0	0	0	0	0	0	0
27. Boiler and Machinery	0	0	0	0	0	0	0	0	0	0	0	0
28. Credit	0	0	0	0	0	0	0	0	0	0	0	0
29. International	0	0	0	0	0	0	0	0	0	0	0	0
30. Warranty	0	0	0	0	0	0	0	0	0	0	0	0
31. Reins nonproportional assumed property	XXX	XXX	XXX	XXX	XXX	XXX	XXX	XXX	XXX	XXX	XXX	XXX
32. Reins nonproportional assumed liability	XXX	XXX	XXX	XXX	XXX	XXX	XXX	XXX	XXX	XXX	XXX	XXX
33. Reins nonproportional assumed financial lines	XXX	XXX	XXX	XXX	XXX	XXX	XXX	XXX	XXX	XXX	XXX	XXX
34. Aggregate Write-Ins for Other Lines of Business	0	0	0	0	0	0	0	0	0	0	0	0
35. Total (a)	5,204,688	3,241,083	0	2,855,630	154,420	1,231,603	2,005,409	27,010	264,391	375,134	983,177	0
DETAILS OF WRITE-INS												
3401.												
3402.												
3403.												
3498. Summary of remaining write-ins for Line 34 from overflow page	0	0	0	0	0	0	0	0	0	0	0	0
3499. Totals (Lines 3401 thru 3403 plus 3498)(Line 34 above)	0	0	0	0	0	0	0	0	0	0	0	0

(a) Finance and service charges not included in Lines 1 to 35 \$ 0

(b) For health business on indicated lines report: Number of persons insured under PPO managed care products 0 and number of persons insured under indemnity only products 0

19 SC



ANNUAL STATEMENT FOR THE YEAR 2022 OF THE Ascot Specialty Insurance Company
EXHIBIT OF PREMIUMS AND LOSSES (Statutory Page 14)

NAIC Group Code 4908

BUSINESS IN THE STATE OF South Dakota

DURING THE YEAR 2022

NAIC Company Code 45055

Line of Business	Gross Premiums, Including Policy and Membership Fees, Less Return Premiums and Premiums on Policies not Taken		3 Dividends Paid or Credited to Policyholders on Direct Business	4 Direct Unearned Premium Reserves	5 Direct Losses Paid (deducting salvage)	6 Direct Losses Incurred	7 Direct Losses Unpaid	8 Direct Defense and Cost Containment Expense Paid	9 Direct Defense and Cost Containment Expense Incurred	10 Direct Defense and Cost Containment Expense Unpaid	11 Commissions and Brokerage Expenses	12 Taxes, Licenses and Fees
	1 Direct Premiums Written	2 Direct Premiums Earned										
1. Fire	0	4,890	0	0	0	(4,747)	5,533	0	(88)	161	0	0
2.1 Allied Lines	0	0	0	0	0	0	0	0	0	0	0	0
2.2 Multiple Peril Crop	0	0	0	0	0	0	0	0	0	0	0	0
2.3 Federal Flood	0	0	0	0	0	0	0	0	0	0	0	0
2.4 Private Crop	0	0	0	0	0	0	0	0	0	0	0	0
2.5 Private Flood	0	0	0	0	0	0	0	0	0	0	0	0
3. Farmowners Multiple Peril	0	0	0	0	0	0	0	0	0	0	0	0
4. Homeowners Multiple Peril	0	0	0	0	0	0	0	0	0	0	0	0
5.1 Commercial Multiple Peril (Non-Liability Portion)	4,817	4,817	0	0	0	4,255	4,255	0	69	69	1,204	0
5.2 Commercial Multiple Peril (Liability Portion)	0	0	0	0	0	0	0	0	0	0	0	0
6. Mortgage Guaranty	0	0	0	0	0	0	0	0	0	0	0	0
8. Ocean Marine	0	0	0	0	0	0	0	0	0	0	0	0
9. Inland Marine	0	0	0	0	0	0	0	0	0	0	0	0
10. Financial Guaranty	0	0	0	0	0	0	0	0	0	0	0	0
11.1 Medical Professional Liability - Occurrence	0	0	0	0	0	0	0	0	0	0	0	0
11.2 Medical Professional Liability - Claims-Made	0	0	0	0	0	0	0	0	0	0	0	0
12. Earthquake	0	0	0	0	0	0	0	0	0	0	0	0
13.1 Comprehensive (hospital and medical) ind (b)	0	0	0	0	0	0	0	0	0	0	0	0
13.2 Comprehensive (hospital and medical) group (b)	0	0	0	0	0	0	0	0	0	0	0	0
14. Credit A&H (Group and Individual)	0	0	0	0	0	0	0	0	0	0	0	0
15.1 Vision Only (b)	0	0	0	0	0	0	0	0	0	0	0	0
15.2 Dental Only (b)	0	0	0	0	0	0	0	0	0	0	0	0
15.3 Disability Income (b)	0	0	0	0	0	0	0	0	0	0	0	0
15.4 Medicare Supplement (b)	0	0	0	0	0	0	0	0	0	0	0	0
15.5 Medicaid Title XIX (b)	0	0	0	0	0	0	0	0	0	0	0	0
15.6 Medicare Title XVIII (b)	0	0	0	0	0	0	0	0	0	0	0	0
15.7 Long-Term Care (b)	0	0	0	0	0	0	0	0	0	0	0	0
15.8 Federal Employees Health Benefits Plan (b)	0	0	0	0	0	0	0	0	0	0	0	0
15.9 Other Health (b)	0	0	0	0	0	0	0	0	0	0	0	0
16. Workers' Compensation	0	0	0	0	0	0	0	0	0	0	0	0
17.1 Other Liability - Occurrence	121,959	86,599	0	45,121	0	42,634	45,797	0	6,124	6,567	18,856	0
17.2 Other Liability - Claims-Made	199,740	180,549	0	124,042	0	80,047	134,229	0	13,674	20,943	54,965	0
17.3 Excess Workers' Compensation	0	0	0	0	0	0	0	0	0	0	0	0
18.1 Products Liability - Occurrence	0	0	0	0	0	0	0	0	0	0	0	0
18.2 Products Liability - Claims-Made	0	0	0	0	0	0	0	0	0	0	0	0
19.1 Private Passenger Auto No-Fault (Personal Injury Protection)	0	0	0	0	0	0	0	0	0	0	0	0
19.2 Other Private Passenger Auto Liability	0	0	0	0	0	0	0	0	0	0	0	0
19.3 Commercial Auto No-Fault (Personal Injury Protection)	0	0	0	0	0	0	0	0	0	0	0	0
19.4 Other Commercial Auto Liability	0	0	0	0	0	0	0	0	0	0	0	0
21.1 Private Passenger Auto Physical Damage	0	0	0	0	0	0	0	0	0	0	0	0
21.2 Commercial Auto Physical Damage	0	0	0	0	0	0	0	0	0	0	0	0
22. Aircraft (all perils)	0	0	0	0	0	0	0	0	0	0	0	0
23. Fidelity	0	0	0	0	0	0	0	0	0	0	0	0
24. Surety	0	0	0	0	0	0	0	0	0	0	0	0
26. Burglary and Theft	0	0	0	0	0	0	0	0	0	0	0	0
27. Boiler and Machinery	0	0	0	0	0	0	0	0	0	0	0	0
28. Credit	0	0	0	0	0	0	0	0	0	0	0	0
29. International	0	0	0	0	0	0	0	0	0	0	0	0
30. Warranty	0	0	0	0	0	0	0	0	0	0	0	0
31. Reins nonproportional assumed property	XXX	XXX	XXX	XXX	XXX	XXX	XXX	XXX	XXX	XXX	XXX	XXX
32. Reins nonproportional assumed liability	XXX	XXX	XXX	XXX	XXX	XXX	XXX	XXX	XXX	XXX	XXX	XXX
33. Reins nonproportional assumed financial lines	XXX	XXX	XXX	XXX	XXX	XXX	XXX	XXX	XXX	XXX	XXX	XXX
34. Aggregate Write-Ins for Other Lines of Business	0	0	0	0	0	0	0	0	0	0	0	0
35. Total (a)	326,516	276,856	0	169,163	0	122,189	189,815	0	19,779	27,740	75,025	0
DETAILS OF WRITE-INS												
3401.												
3402.												
3403.												
3498. Summary of remaining write-ins for Line 34 from overflow page	0	0	0	0	0	0	0	0	0	0	0	0
3499. Totals (Lines 3401 thru 3403 plus 3498)(Line 34 above)	0	0	0	0	0	0	0	0	0	0	0	0

(a) Finance and service charges not included in Lines 1 to 35 \$ 0

(b) For health business on indicated lines report: Number of persons insured under PPO managed care products 0 and number of persons insured under indemnity only products 0

19 SD



ANNUAL STATEMENT FOR THE YEAR 2022 OF THE Ascot Specialty Insurance Company

EXHIBIT OF PREMIUMS AND LOSSES (Statutory Page 14)

NAIC Group Code 4908

BUSINESS IN THE STATE OF Tennessee

DURING THE YEAR 2022

NAIC Company Code 45055

Table with 12 columns: Line of Business, Direct Premiums Written, Direct Premiums Earned, Dividends Paid or Credited to Policyholders on Direct Business, Direct Unearned Premium Reserves, Direct Losses Paid (deducting salvage), Direct Losses Incurred, Direct Losses Unpaid, Direct Defense and Cost Containment Expense Paid, Direct Defense and Cost Containment Expense Incurred, Direct Defense and Cost Containment Expense Unpaid, Commissions and Brokerage Expenses, Taxes, Licenses and Fees. Rows include various insurance lines like Fire, Multiple Peril Crop, Commercial Multiple Peril, etc.

(a) Finance and service charges not included in Lines 1 to 35 \$0
(b) For health business on indicated lines report: Number of persons insured under PPO managed care products0 and number of persons insured under indemnity only products0

19.TN



ANNUAL STATEMENT FOR THE YEAR 2022 OF THE Ascot Specialty Insurance Company
EXHIBIT OF PREMIUMS AND LOSSES (Statutory Page 14)

NAIC Group Code 4908

BUSINESS IN THE STATE OF Texas

DURING THE YEAR 2022

NAIC Company Code 45055

Line of Business	Gross Premiums, Including Policy and Membership Fees, Less Return Premiums and Premiums on Policies not Taken		3 Dividends Paid or Credited to Policyholders on Direct Business	4 Direct Unearned Premium Reserves	5 Direct Losses Paid (deducting salvage)	6 Direct Losses Incurred	7 Direct Losses Unpaid	8 Direct Defense and Cost Containment Expense Paid	9 Direct Defense and Cost Containment Expense Incurred	10 Direct Defense and Cost Containment Expense Unpaid	11 Commissions and Brokerage Expenses	12 Taxes, Licenses and Fees
	1 Direct Premiums Written	2 Direct Premiums Earned										
1. Fire	1,003,430	351,865	0	682,903	0	115,360	133,501	0	3,627	4,066	258,157	0
2.1 Allied Lines	0	0	0	0	0	0	0	0	0	0	0	0
2.2 Multiple Peril Crop	0	0	0	0	0	0	0	0	0	0	0	0
2.3 Federal Flood	0	0	0	0	0	0	0	0	0	0	0	0
2.4 Private Crop	0	0	0	0	0	0	0	0	0	0	0	0
2.5 Private Flood	0	0	0	0	0	0	0	0	0	0	0	0
3. Farmowners Multiple Peril	0	0	0	0	0	0	0	0	0	0	0	0
4. Homeowners Multiple Peril	0	0	0	0	0	0	0	0	0	0	0	0
5.1 Commercial Multiple Peril (Non-Liability Portion)	6,390,878	4,152,536	0	3,741,576	1,401,106	688,105	2,536,668	59,737	77,875	110,270	1,522,760	0
5.2 Commercial Multiple Peril (Liability Portion)	581,779	442,310	0	325,540	1,925	30,978	181,466	1,464	16,290	34,319	159,990	0
6. Mortgage Guaranty	0	0	0	0	0	0	0	0	0	0	0	0
8. Ocean Marine	0	0	0	0	0	0	0	0	0	0	0	0
9. Inland Marine	0	0	0	0	0	49,948	220,974	0	815	5,469	0	0
10. Financial Guaranty	0	0	0	0	0	0	0	0	0	0	0	0
11.1 Medical Professional Liability - Occurrence	0	0	0	0	0	0	0	0	0	0	0	0
11.2 Medical Professional Liability - Claims-Made	0	0	0	0	0	0	0	0	0	0	0	0
12. Earthquake	0	0	0	0	0	0	0	0	0	0	0	0
13.1 Comprehensive (hospital and medical) ind (b)	0	0	0	0	0	0	0	0	0	0	0	0
13.2 Comprehensive (hospital and medical) group (b)	0	0	0	0	0	0	0	0	0	0	0	0
14. Credit A&H (Group and Individual)	0	0	0	0	0	0	0	0	0	0	0	0
15.1 Vision Only (b)	0	0	0	0	0	0	0	0	0	0	0	0
15.2 Dental Only (b)	0	0	0	0	0	0	0	0	0	0	0	0
15.3 Disability Income (b)	0	0	0	0	0	0	0	0	0	0	0	0
15.4 Medicare Supplement (b)	0	0	0	0	0	0	0	0	0	0	0	0
15.5 Medicaid Title XIX (b)	0	0	0	0	0	0	0	0	0	0	0	0
15.6 Medicare Title XVIII (b)	0	0	0	0	0	0	0	0	0	0	0	0
15.7 Long-Term Care (b)	0	0	0	0	0	0	0	0	0	0	0	0
15.8 Federal Employees Health Benefits Plan (b)	0	0	0	0	0	0	0	0	0	0	0	0
15.9 Other Health (b)	0	0	0	0	0	0	0	0	0	0	0	0
16. Workers' Compensation	0	0	0	0	0	0	0	0	0	0	0	0
17.1 Other Liability - Occurrence	25,594,700	17,515,411	0	14,858,538	(7,897)	9,278,293	14,572,231	33,196	1,435,720	2,114,909	3,435,414	0
17.2 Other Liability - Claims-Made	25,593,393	21,033,603	0	15,694,735	9,645,692	13,748,547	19,367,909	92,618	1,665,759	3,455,352	4,325,236	0
17.3 Excess Workers' Compensation	0	0	0	0	0	0	0	0	0	0	0	0
18.1 Products Liability - Occurrence	0	0	0	0	0	0	0	0	0	0	0	0
18.2 Products Liability - Claims-Made	0	0	0	0	0	0	0	0	0	0	0	0
19.1 Private Passenger Auto No-Fault (Personal Injury Protection)	0	0	0	0	0	0	0	0	0	0	0	0
19.2 Other Private Passenger Auto Liability	0	0	0	0	0	0	0	0	0	0	0	0
19.3 Commercial Auto No-Fault (Personal Injury Protection)	1,727	614	0	1,113	0	305	305	0	44	44	222	0
19.4 Other Commercial Auto Liability	1,606,408	520,562	0	1,114,602	0	258,583	262,823	0	37,078	37,686	226,353	0
21.1 Private Passenger Auto Physical Damage	0	0	0	0	0	0	0	0	0	0	0	0
21.2 Commercial Auto Physical Damage	232,031	60,034	0	180,782	18,015	47,772	31,076	382	4,649	4,456	32,229	0
22. Aircraft (all perils)	0	0	0	0	0	0	0	0	0	0	0	0
23. Fidelity	0	0	0	0	0	0	0	0	0	0	0	0
24. Surety	0	0	0	0	0	0	0	0	0	0	0	0
26. Burglary and Theft	0	0	0	0	0	0	0	0	0	0	0	0
27. Boiler and Machinery	0	0	0	0	0	0	0	0	0	0	0	0
28. Credit	0	0	0	0	0	0	0	0	0	0	0	0
29. International	0	0	0	0	0	0	0	0	0	0	0	0
30. Warranty	0	0	0	0	0	0	0	0	0	0	0	0
31. Reins nonproportional assumed property	XXX	XXX	XXX	XXX	XXX	XXX	XXX	XXX	XXX	XXX	XXX	XXX
32. Reins nonproportional assumed liability	XXX	XXX	XXX	XXX	XXX	XXX	XXX	XXX	XXX	XXX	XXX	XXX
33. Reins nonproportional assumed financial lines	XXX	XXX	XXX	XXX	XXX	XXX	XXX	XXX	XXX	XXX	XXX	XXX
34. Aggregate Write-Ins for Other Lines of Business	0	0	0	0	0	0	0	0	0	0	0	0
35. Total (a)	61,004,345	44,076,936	0	36,599,789	11,058,842	24,217,891	37,306,954	187,397	3,241,858	5,766,570	9,960,361	0
DETAILS OF WRITE-INS												
3401.												
3402.												
3403.												
3498. Summary of remaining write-ins for Line 34 from overflow page	0	0	0	0	0	0	0	0	0	0	0	0
3499. Totals (Lines 3401 thru 3403 plus 3498)(Line 34 above)	0	0	0	0	0	0	0	0	0	0	0	0

(a) Finance and service charges not included in Lines 1 to 35 \$ 0

(b) For health business on indicated lines report: Number of persons insured under PPO managed care products 0 and number of persons insured under indemnity only products 0

19.TX



ANNUAL STATEMENT FOR THE YEAR 2022 OF THE Ascot Specialty Insurance Company
EXHIBIT OF PREMIUMS AND LOSSES (Statutory Page 14)

NAIC Group Code 4908

BUSINESS IN THE STATE OF Utah

DURING THE YEAR 2022

NAIC Company Code 45055

Line of Business	Gross Premiums, Including Policy and Membership Fees, Less Return Premiums and Premiums on Policies not Taken		3 Dividends Paid or Credited to Policyholders on Direct Business	4 Direct Unearned Premium Reserves	5 Direct Losses Paid (deducting salvage)	6 Direct Losses Incurred	7 Direct Losses Unpaid	8 Direct Defense and Cost Containment Expense Paid	9 Direct Defense and Cost Containment Expense Incurred	10 Direct Defense and Cost Containment Expense Unpaid	11 Commissions and Brokerage Expenses	12 Taxes, Licenses and Fees
	1 Direct Premiums Written	2 Direct Premiums Earned										
1. Fire	0	0	0	0	0	0	0	0	0	0	0	0
2.1 Allied Lines	0	0	0	0	0	0	0	0	0	0	0	0
2.2 Multiple Peril Crop	0	0	0	0	0	0	0	0	0	0	0	0
2.3 Federal Flood	0	0	0	0	0	0	0	0	0	0	0	0
2.4 Private Crop	0	0	0	0	0	0	0	0	0	0	0	0
2.5 Private Flood	0	0	0	0	0	0	0	0	0	0	0	0
3. Farmowners Multiple Peril	0	0	0	0	0	0	0	0	0	0	0	0
4. Homeowners Multiple Peril	0	0	0	0	0	0	0	0	0	0	0	0
5.1 Commercial Multiple Peril (Non-Liability Portion)	553,124	505,234	0	382,363	4,571	458,696	535,243	2,323	17,418	23,379	144,375	208
5.2 Commercial Multiple Peril (Liability Portion)	94,625	84,526	0	60,872	0	710	32,998	0	(281)	4,659	26,022	36
6. Mortgage Guaranty	0	0	0	0	0	0	0	0	0	0	0	0
8. Ocean Marine	0	0	0	0	0	0	0	0	0	0	0	0
9. Inland Marine	0	0	0	0	0	0	0	0	0	0	0	0
10. Financial Guaranty	0	0	0	0	0	0	0	0	0	0	0	0
11.1 Medical Professional Liability - Occurrence	0	0	0	0	0	0	0	0	0	0	0	0
11.2 Medical Professional Liability - Claims-Made	0	0	0	0	0	0	0	0	0	0	0	0
12. Earthquake	0	0	0	0	0	0	0	0	0	0	0	0
13.1 Comprehensive (hospital and medical) ind (b)	0	0	0	0	0	0	0	0	0	0	0	0
13.2 Comprehensive (hospital and medical) group (b)	0	0	0	0	0	0	0	0	0	0	0	0
14. Credit A&H (Group and Individual)	0	0	0	0	0	0	0	0	0	0	0	0
15.1 Vision Only (b)	0	0	0	0	0	0	0	0	0	0	0	0
15.2 Dental Only (b)	0	0	0	0	0	0	0	0	0	0	0	0
15.3 Disability Income (b)	0	0	0	0	0	0	0	0	0	0	0	0
15.4 Medicare Supplement (b)	0	0	0	0	0	0	0	0	0	0	0	0
15.5 Medicaid Title XIX (b)	0	0	0	0	0	0	0	0	0	0	0	0
15.6 Medicare Title XVIII (b)	0	0	0	0	0	0	0	0	0	0	0	0
15.7 Long-Term Care (b)	0	0	0	0	0	0	0	0	0	0	0	0
15.8 Federal Employees Health Benefits Plan (b)	0	0	0	0	0	0	0	0	0	0	0	0
15.9 Other Health (b)	0	0	0	0	0	0	0	0	0	0	0	0
16. Workers' Compensation	0	0	0	0	0	0	0	0	0	0	0	0
17.1 Other Liability - Occurrence	592,678	618,044	0	468,452	0	314,160	575,704	0	47,060	62,901	75,978	223
17.2 Other Liability - Claims-Made	1,971,187	1,219,516	0	1,135,478	13,364	520,924	822,935	2,328	100,116	179,087	471,794	740
17.3 Excess Workers' Compensation	0	0	0	0	0	0	0	0	0	0	0	0
18.1 Products Liability - Occurrence	0	0	0	0	0	0	0	0	0	0	0	0
18.2 Products Liability - Claims-Made	0	0	0	0	0	0	0	0	0	0	0	0
19.1 Private Passenger Auto No-Fault (Personal Injury Protection)	0	0	0	0	0	0	0	0	0	0	0	0
19.2 Other Private Passenger Auto Liability	0	0	0	0	0	0	0	0	0	0	0	0
19.3 Commercial Auto No-Fault (Personal Injury Protection)	59	30	0	29	0	15	15	0	2	2	6	0
19.4 Other Commercial Auto Liability	13,676	6,107	0	7,569	0	3,038	3,038	0	436	436	1,493	5
21.1 Private Passenger Auto Physical Damage	0	0	0	0	0	0	0	0	0	0	0	0
21.2 Commercial Auto Physical Damage	4,132	2,083	0	2,049	0	1,037	1,037	0	149	149	413	2
22. Aircraft (all perils)	0	0	0	0	0	0	0	0	0	0	0	0
23. Fidelity	0	0	0	0	0	0	0	0	0	0	0	0
24. Surety	0	0	0	0	0	0	0	0	0	0	0	0
26. Burglary and Theft	0	0	0	0	0	0	0	0	0	0	0	0
27. Boiler and Machinery	0	0	0	0	0	0	0	0	0	0	0	0
28. Credit	0	0	0	0	0	0	0	0	0	0	0	0
29. International	0	0	0	0	0	0	0	0	0	0	0	0
30. Warranty	0	0	0	0	0	0	0	0	0	0	0	0
31. Reins nonproportional assumed property	XXX	XXX	XXX	XXX	XXX	XXX	XXX	XXX	XXX	XXX	XXX	XXX
32. Reins nonproportional assumed liability	XXX	XXX	XXX	XXX	XXX	XXX	XXX	XXX	XXX	XXX	XXX	XXX
33. Reins nonproportional assumed financial lines	XXX	XXX	XXX	XXX	XXX	XXX	XXX	XXX	XXX	XXX	XXX	XXX
34. Aggregate Write-Ins for Other Lines of Business	0	0	0	0	0	0	0	0	0	0	0	0
35. Total (a)	3,229,481	2,435,540	0	2,056,812	17,935	1,298,579	1,970,970	4,652	164,900	290,612	720,081	1,213
DETAILS OF WRITE-INS												
3401.												
3402.												
3403.												
3498. Summary of remaining write-ins for Line 34 from overflow page	0	0	0	0	0	0	0	0	0	0	0	0
3499. Totals (Lines 3401 thru 3403 plus 3498)(Line 34 above)	0	0	0	0	0	0	0	0	0	0	0	0

(a) Finance and service charges not included in Lines 1 to 35 \$ 0

(b) For health business on indicated lines report: Number of persons insured under PPO managed care products 0 and number of persons insured under indemnity only products 0

19 UT



ANNUAL STATEMENT FOR THE YEAR 2022 OF THE Ascot Specialty Insurance Company

EXHIBIT OF PREMIUMS AND LOSSES (Statutory Page 14)

NAIC Group Code 4908

BUSINESS IN THE STATE OF Vermont

DURING THE YEAR 2022

NAIC Company Code 45055

Line of Business	Gross Premiums, Including Policy and Membership Fees, Less Return Premiums and Premiums on Policies not Taken		3 Dividends Paid or Credited to Policyholders on Direct Business	4 Direct Unearned Premium Reserves	5 Direct Losses Paid (deducting salvage)	6 Direct Losses Incurred	7 Direct Losses Unpaid	8 Direct Defense and Cost Containment Expense Paid	9 Direct Defense and Cost Containment Expense Incurred	10 Direct Defense and Cost Containment Expense Unpaid	11 Commissions and Brokerage Expenses	12 Taxes, Licenses and Fees
	1 Direct Premiums Written	2 Direct Premiums Earned										
1. Fire	121,042	81,259	0	39,783	0	29,976	29,976	0	870	870	30,866	0
2.1 Allied Lines	0	0	0	0	0	0	0	0	0	0	0	0
2.2 Multiple Peril Crop	0	0	0	0	0	0	0	0	0	0	0	0
2.3 Federal Flood	0	0	0	0	0	0	0	0	0	0	0	0
2.4 Private Crop	0	0	0	0	0	0	0	0	0	0	0	0
2.5 Private Flood	0	0	0	0	0	0	0	0	0	0	0	0
3. Farmowners Multiple Peril	0	0	0	0	0	0	0	0	0	0	0	0
4. Homeowners Multiple Peril	0	0	0	0	0	0	0	0	0	0	0	0
5.1 Commercial Multiple Peril (Non-Liability Portion)	33,544	15,140	0	22,046	0	6,643	7,881	0	165	640	8,886	0
5.2 Commercial Multiple Peril (Liability Portion)	6,270	6,203	0	2,147	0	135	2,336	0	(7)	330	1,724	0
6. Mortgage Guaranty	0	0	0	0	0	0	0	0	0	0	0	0
8. Ocean Marine	0	0	0	0	0	0	0	0	0	0	0	0
9. Inland Marine	0	0	0	0	0	2,952	13,062	0	48	323	0	0
10. Financial Guaranty	0	0	0	0	0	0	0	0	0	0	0	0
11.1 Medical Professional Liability - Occurrence	0	0	0	0	0	0	0	0	0	0	0	0
11.2 Medical Professional Liability - Claims-Made	0	0	0	0	0	0	0	0	0	0	0	0
12. Earthquake	0	0	0	0	0	0	0	0	0	0	0	0
13.1 Comprehensive (hospital and medical) ind (b)	0	0	0	0	0	0	0	0	0	0	0	0
13.2 Comprehensive (hospital and medical) group (b)	0	0	0	0	0	0	0	0	0	0	0	0
14. Credit A&H (Group and Individual)	0	0	0	0	0	0	0	0	0	0	0	0
15.1 Vision Only (b)	0	0	0	0	0	0	0	0	0	0	0	0
15.2 Dental Only (b)	0	0	0	0	0	0	0	0	0	0	0	0
15.3 Disability Income (b)	0	0	0	0	0	0	0	0	0	0	0	0
15.4 Medicare Supplement (b)	0	0	0	0	0	0	0	0	0	0	0	0
15.5 Medicaid Title XIX (b)	0	0	0	0	0	0	0	0	0	0	0	0
15.6 Medicare Title XVIII (b)	0	0	0	0	0	0	0	0	0	0	0	0
15.7 Long-Term Care (b)	0	0	0	0	0	0	0	0	0	0	0	0
15.8 Federal Employees Health Benefits Plan (b)	0	0	0	0	0	0	0	0	0	0	0	0
15.9 Other Health (b)	0	0	0	0	0	0	0	0	0	0	0	0
16. Workers' Compensation	0	0	0	0	0	0	0	0	0	0	0	0
17.1 Other Liability - Occurrence	240,200	213,742	0	57,101	0	99,233	185,893	0	14,227	26,653	42,035	0
17.2 Other Liability - Claims-Made	492,995	271,769	0	360,476	0	104,990	159,119	0	18,452	28,593	101,263	0
17.3 Excess Workers' Compensation	0	0	0	0	0	0	0	0	0	0	0	0
18.1 Products Liability - Occurrence	0	0	0	0	0	0	0	0	0	0	0	0
18.2 Products Liability - Claims-Made	0	0	0	0	0	0	0	0	0	0	0	0
19.1 Private Passenger Auto No-Fault (Personal Injury Protection)	0	0	0	0	0	0	0	0	0	0	0	0
19.2 Other Private Passenger Auto Liability	0	0	0	0	0	0	0	0	0	0	0	0
19.3 Commercial Auto No-Fault (Personal Injury Protection)	0	0	0	0	0	0	0	0	0	0	0	0
19.4 Other Commercial Auto Liability	0	0	0	0	0	0	0	0	0	0	0	0
21.1 Private Passenger Auto Physical Damage	0	0	0	0	0	0	0	0	0	0	0	0
21.2 Commercial Auto Physical Damage	0	0	0	0	0	0	0	0	0	0	0	0
22. Aircraft (all perils)	0	0	0	0	0	0	0	0	0	0	0	0
23. Fidelity	0	0	0	0	0	0	0	0	0	0	0	0
24. Surety	0	0	0	0	0	0	0	0	0	0	0	0
26. Burglary and Theft	0	0	0	0	0	0	0	0	0	0	0	0
27. Boiler and Machinery	0	0	0	0	0	0	0	0	0	0	0	0
28. Credit	0	0	0	0	0	0	0	0	0	0	0	0
29. International	0	0	0	0	0	0	0	0	0	0	0	0
30. Warranty	0	0	0	0	0	0	0	0	0	0	0	0
31. Reins nonproportional assumed property	XXX	XXX	XXX	XXX	XXX	XXX	XXX	XXX	XXX	XXX	XXX	XXX
32. Reins nonproportional assumed liability	XXX	XXX	XXX	XXX	XXX	XXX	XXX	XXX	XXX	XXX	XXX	XXX
33. Reins nonproportional assumed financial lines	XXX	XXX	XXX	XXX	XXX	XXX	XXX	XXX	XXX	XXX	XXX	XXX
34. Aggregate Write-Ins for Other Lines of Business	0	0	0	0	0	0	0	0	0	0	0	0
35. Total (a)	893,150	588,113	0	481,552	0	243,928	398,266	0	33,755	57,409	184,774	0
DETAILS OF WRITE-INS												
3401.												
3402.												
3403.												
3498. Summary of remaining write-ins for Line 34 from overflow page	0	0	0	0	0	0	0	0	0	0	0	0
3499. Totals (Lines 3401 thru 3403 plus 3498)(Line 34 above)	0	0	0	0	0	0	0	0	0	0	0	0

(a) Finance and service charges not included in Lines 1 to 35 \$ 0

(b) For health business on indicated lines report: Number of persons insured under PPO managed care products 0 and number of persons insured under indemnity only products 0

19.VT



ANNUAL STATEMENT FOR THE YEAR 2022 OF THE Ascot Specialty Insurance Company

EXHIBIT OF PREMIUMS AND LOSSES (Statutory Page 14)

NAIC Group Code 4908

BUSINESS IN THE STATE OF Virginia

DURING THE YEAR 2022

NAIC Company Code 45055

Table with 12 columns: Line of Business, Direct Premiums Written, Direct Premiums Earned, Dividends Paid or Credited to Policyholders on Direct Business, Direct Unearned Premium Reserves, Direct Losses Paid (deducting salvage), Direct Losses Incurred, Direct Losses Unpaid, Direct Defense and Cost Containment Expense Paid, Direct Defense and Cost Containment Expense Incurred, Direct Defense and Cost Containment Expense Unpaid, Commissions and Brokerage Expenses, Taxes, Licenses and Fees. Rows include various insurance lines like Fire, Multiple Peril Crop, Commercial Multiple Peril, etc.

(a) Finance and service charges not included in Lines 1 to 35 \$0
(b) For health business on indicated lines report: Number of persons insured under PPO managed care products0 and number of persons insured under indemnity only products0

19 VA



ANNUAL STATEMENT FOR THE YEAR 2022 OF THE Ascot Specialty Insurance Company
EXHIBIT OF PREMIUMS AND LOSSES (Statutory Page 14)

NAIC Group Code 4908

BUSINESS IN THE STATE OF Washington

DURING THE YEAR 2022

NAIC Company Code 45055

Line of Business	Gross Premiums, Including Policy and Membership Fees, Less Return Premiums and Premiums on Policies not Taken		3 Dividends Paid or Credited to Policyholders on Direct Business	4 Direct Unearned Premium Reserves	5 Direct Losses Paid (deducting salvage)	6 Direct Losses Incurred	7 Direct Losses Unpaid	8 Direct Defense and Cost Containment Expense Paid	9 Direct Defense and Cost Containment Expense Incurred	10 Direct Defense and Cost Containment Expense Unpaid	11 Commissions and Brokerage Expenses	12 Taxes, Licenses and Fees
	1 Direct Premiums Written	2 Direct Premiums Earned										
1. Fire	190,782	150,496	0	137,024	0	10,237	81,293	0	640	2,359	48,649	0
2.1 Allied Lines	0	0	0	0	0	0	0	0	0	0	0	0
2.2 Multiple Peril Crop	0	0	0	0	0	0	0	0	0	0	0	0
2.3 Federal Flood	0	0	0	0	0	0	0	0	0	0	0	0
2.4 Private Crop	0	0	0	0	0	0	0	0	0	0	0	0
2.5 Private Flood	0	0	0	0	0	0	0	0	0	0	0	0
3. Farmowners Multiple Peril	0	0	0	0	0	0	0	0	0	0	0	0
4. Homeowners Multiple Peril	0	0	0	0	0	0	0	0	0	0	0	0
5.1 Commercial Multiple Peril (Non-Liability Portion)	1,688,268	1,313,838	0	965,600	432,577	1,677,685	1,369,944	26,218	73,394	77,101	439,674	0
5.2 Commercial Multiple Peril (Liability Portion)	298,785	287,648	0	158,789	5,000	11,172	118,590	0	(1,163)	16,036	82,167	0
6. Mortgage Guaranty	0	0	0	0	0	0	0	0	0	0	0	0
8. Ocean Marine	0	0	0	0	0	0	0	0	0	0	0	0
9. Inland Marine	0	0	0	0	0	1,417	6,269	1,120	1,143	155	0	0
10. Financial Guaranty	0	0	0	0	0	0	0	0	0	0	0	0
11.1 Medical Professional Liability - Occurrence	0	0	0	0	0	0	0	0	0	0	0	0
11.2 Medical Professional Liability - Claims-Made	0	0	0	0	0	0	0	0	0	0	0	0
12. Earthquake	528,186	602,247	0	179,984	0	0	0	0	0	0	155,815	0
13.1 Comprehensive (hospital and medical) ind (b)	0	0	0	0	0	0	0	0	0	0	0	0
13.2 Comprehensive (hospital and medical) group (b)	0	0	0	0	0	0	0	0	0	0	0	0
14. Credit A&H (Group and Individual)	0	0	0	0	0	0	0	0	0	0	0	0
15.1 Vision Only (b)	0	0	0	0	0	0	0	0	0	0	0	0
15.2 Dental Only (b)	0	0	0	0	0	0	0	0	0	0	0	0
15.3 Disability Income (b)	0	0	0	0	0	0	0	0	0	0	0	0
15.4 Medicare Supplement (b)	0	0	0	0	0	0	0	0	0	0	0	0
15.5 Medicaid Title XIX (b)	0	0	0	0	0	0	0	0	0	0	0	0
15.6 Medicare Title XVIII (b)	0	0	0	0	0	0	0	0	0	0	0	0
15.7 Long-Term Care (b)	0	0	0	0	0	0	0	0	0	0	0	0
15.8 Federal Employees Health Benefits Plan (b)	0	0	0	0	0	0	0	0	0	0	0	0
15.9 Other Health (b)	0	0	0	0	0	0	0	0	0	0	0	0
16. Workers' Compensation	0	0	0	0	0	0	0	0	0	0	0	0
17.1 Other Liability - Occurrence	1,078,386	533,206	0	618,448	0	296,493	519,566	0	37,709	74,277	192,324	0
17.2 Other Liability - Claims-Made	3,282,558	2,318,945	0	2,119,412	147,285	1,198,062	1,716,187	71,413	285,740	453,634	776,873	0
17.3 Excess Workers' Compensation	0	0	0	0	0	0	0	0	0	0	0	0
18.1 Products Liability - Occurrence	0	0	0	0	0	0	0	0	0	0	0	0
18.2 Products Liability - Claims-Made	0	0	0	0	0	0	0	0	0	0	0	0
19.1 Private Passenger Auto No-Fault (Personal Injury Protection)	0	0	0	0	0	0	0	0	0	0	0	0
19.2 Other Private Passenger Auto Liability	0	0	0	0	0	0	0	0	0	0	0	0
19.3 Commercial Auto No-Fault (Personal Injury Protection)	0	0	0	0	0	0	0	0	0	0	0	0
19.4 Other Commercial Auto Liability	133,479	135,588	0	115,596	0	66,459	77,399	0	9,532	11,098	20,022	0
21.1 Private Passenger Auto Physical Damage	0	0	0	0	0	0	0	0	0	0	0	0
21.2 Commercial Auto Physical Damage	19,799	27,671	0	16,924	0	13,562	15,867	0	1,945	2,275	2,970	0
22. Aircraft (all perils)	0	0	0	0	0	0	0	0	0	0	0	0
23. Fidelity	0	0	0	0	0	0	0	0	0	0	0	0
24. Surety	0	0	0	0	0	0	0	0	0	0	0	0
26. Burglary and Theft	0	0	0	0	0	0	0	0	0	0	0	0
27. Boiler and Machinery	0	0	0	0	0	0	0	0	0	0	0	0
28. Credit	0	0	0	0	0	0	0	0	0	0	0	0
29. International	0	0	0	0	0	0	0	0	0	0	0	0
30. Warranty	0	0	0	0	0	0	0	0	0	0	0	0
31. Reins nonproportional assumed property	XXX	XXX	XXX	XXX	XXX	XXX	XXX	XXX	XXX	XXX	XXX	XXX
32. Reins nonproportional assumed liability	XXX	XXX	XXX	XXX	XXX	XXX	XXX	XXX	XXX	XXX	XXX	XXX
33. Reins nonproportional assumed financial lines	XXX	XXX	XXX	XXX	XXX	XXX	XXX	XXX	XXX	XXX	XXX	XXX
34. Aggregate Write-Ins for Other Lines of Business	0	0	0	0	0	0	0	0	0	0	0	0
35. Total (a)	7,220,242	5,369,639	0	4,511,777	584,863	3,275,086	3,905,113	98,751	408,940	636,935	1,718,493	0
DETAILS OF WRITE-INS												
3401.												
3402.												
3403.												
3498. Summary of remaining write-ins for Line 34 from overflow page	0	0	0	0	0	0	0	0	0	0	0	0
3499. Totals (Lines 3401 thru 3403 plus 3498)(Line 34 above)	0	0	0	0	0	0	0	0	0	0	0	0

(a) Finance and service charges not included in Lines 1 to 35 \$ 0

(b) For health business on indicated lines report: Number of persons insured under PPO managed care products 0 and number of persons insured under indemnity only products 0

19/WA



ANNUAL STATEMENT FOR THE YEAR 2022 OF THE Ascot Specialty Insurance Company

EXHIBIT OF PREMIUMS AND LOSSES (Statutory Page 14)

NAIC Group Code 4908

BUSINESS IN THE STATE OF West Virginia

DURING THE YEAR 2022

NAIC Company Code 45055

Table with 12 columns: Line of Business, Direct Premiums Written, Direct Premiums Earned, Dividends Paid or Credited to Policyholders on Direct Business, Direct Unearned Premium Reserves, Direct Losses Paid (deducting salvage), Direct Losses Incurred, Direct Losses Unpaid, Direct Defense and Cost Containment Expense Paid, Direct Defense and Cost Containment Expense Incurred, Direct Defense and Cost Containment Expense Unpaid, Commissions and Brokerage Expenses, Taxes, Licenses and Fees. Rows include various insurance lines like Fire, Multiple Peril Crop, Federal Flood, etc., ending with a Total (a) row and a DETAILS OF WRITE-INS section.

(a) Finance and service charges not included in Lines 1 to 35 \$0
(b) For health business on indicated lines report: Number of persons insured under PPO managed care products0 and number of persons insured under indemnity only products0 .

19.WV



ANNUAL STATEMENT FOR THE YEAR 2022 OF THE Ascot Specialty Insurance Company
EXHIBIT OF PREMIUMS AND LOSSES (Statutory Page 14)

NAIC Group Code 4908

BUSINESS IN THE STATE OF Wisconsin

DURING THE YEAR 2022

NAIC Company Code 45055

Line of Business	Gross Premiums, Including Policy and Membership Fees, Less Return Premiums and Premiums on Policies not Taken		3 Dividends Paid or Credited to Policyholders on Direct Business	4 Direct Unearned Premium Reserves	5 Direct Losses Paid (deducting salvage)	6 Direct Losses Incurred	7 Direct Losses Unpaid	8 Direct Defense and Cost Containment Expense Paid	9 Direct Defense and Cost Containment Expense Incurred	10 Direct Defense and Cost Containment Expense Unpaid	11 Commissions and Brokerage Expenses	12 Taxes, Licenses and Fees
	1 Direct Premiums Written	2 Direct Premiums Earned										
1. Fire	99,879	72,180	0	84,212	0	(11,082)	48,093	0	(36)	1,395	25,469	0
2.1 Allied Lines	0	0	0	0	0	0	0	0	0	0	0	0
2.2 Multiple Peril Crop	0	0	0	0	0	0	0	0	0	0	0	0
2.3 Federal Flood	0	0	0	0	0	0	0	0	0	0	0	0
2.4 Private Crop	0	0	0	0	0	0	0	0	0	0	0	0
2.5 Private Flood	0	0	0	0	0	0	0	0	0	0	0	0
3. Farmowners Multiple Peril	0	0	0	0	0	0	0	0	0	0	0	0
4. Homeowners Multiple Peril	0	0	0	0	0	0	0	0	0	0	0	0
5.1 Commercial Multiple Peril (Non-Liability Portion)	210,265	195,738	0	145,953	150,220	447,395	315,209	17,532	23,013	6,120	53,635	0
5.2 Commercial Multiple Peril (Liability Portion)	6,371	5,652	0	2,371	0	204	2,044	0	7	289	1,752	0
6. Mortgage Guaranty	0	0	0	0	0	0	0	0	0	0	0	0
8. Ocean Marine	0	0	0	0	0	0	0	0	0	0	0	0
9. Inland Marine	13,655	13,655	0	0	0	2,150	3,405	0	50	84	2,048	0
10. Financial Guaranty	0	0	0	0	0	0	0	0	0	0	0	0
11.1 Medical Professional Liability - Occurrence	0	0	0	0	0	0	0	0	0	0	0	0
11.2 Medical Professional Liability - Claims-Made	0	0	0	0	0	0	0	0	0	0	0	0
12. Earthquake	0	0	0	0	0	0	0	0	0	0	0	0
13.1 Comprehensive (hospital and medical) ind (b)	0	0	0	0	0	0	0	0	0	0	0	0
13.2 Comprehensive (hospital and medical) group (b)	0	0	0	0	0	0	0	0	0	0	0	0
14. Credit A&H (Group and Individual)	0	0	0	0	0	0	0	0	0	0	0	0
15.1 Vision Only (b)	0	0	0	0	0	0	0	0	0	0	0	0
15.2 Dental Only (b)	0	0	0	0	0	0	0	0	0	0	0	0
15.3 Disability Income (b)	0	0	0	0	0	0	0	0	0	0	0	0
15.4 Medicare Supplement (b)	0	0	0	0	0	0	0	0	0	0	0	0
15.5 Medicaid Title XIX (b)	0	0	0	0	0	0	0	0	0	0	0	0
15.6 Medicare Title XVIII (b)	0	0	0	0	0	0	0	0	0	0	0	0
15.7 Long-Term Care (b)	0	0	0	0	0	0	0	0	0	0	0	0
15.8 Federal Employees Health Benefits Plan (b)	0	0	0	0	0	0	0	0	0	0	0	0
15.9 Other Health (b)	0	0	0	0	0	0	0	0	0	0	0	0
16. Workers' Compensation	0	0	0	0	0	0	0	0	0	0	0	0
17.1 Other Liability - Occurrence	543,097	950,779	0	411,867	0	495,311	691,954	0	71,344	99,132	74,019	0
17.2 Other Liability - Claims-Made	2,682,428	1,894,205	0	2,713,504	0	703,443	1,227,391	0	127,635	290,542	611,989	0
17.3 Excess Workers' Compensation	0	0	0	0	0	0	0	0	0	0	0	0
18.1 Products Liability - Occurrence	0	0	0	0	0	0	0	0	0	0	0	0
18.2 Products Liability - Claims-Made	0	0	0	0	0	0	0	0	0	0	0	0
19.1 Private Passenger Auto No-Fault (Personal Injury Protection)	0	0	0	0	0	0	0	0	0	0	0	0
19.2 Other Private Passenger Auto Liability	0	0	0	0	0	0	0	0	0	0	0	0
19.3 Commercial Auto No-Fault (Personal Injury Protection)	0	0	0	0	0	0	0	0	0	0	0	0
19.4 Other Commercial Auto Liability	0	0	0	0	0	0	0	0	0	0	0	0
21.1 Private Passenger Auto Physical Damage	0	0	0	0	0	0	0	0	0	0	0	0
21.2 Commercial Auto Physical Damage	0	0	0	0	0	0	0	0	0	0	0	0
22. Aircraft (all perils)	0	0	0	0	0	0	0	0	0	0	0	0
23. Fidelity	0	0	0	0	0	0	0	0	0	0	0	0
24. Surety	0	0	0	0	0	0	0	0	0	0	0	0
26. Burglary and Theft	0	0	0	0	0	0	0	0	0	0	0	0
27. Boiler and Machinery	0	0	0	0	0	0	0	0	0	0	0	0
28. Credit	0	0	0	0	0	0	0	0	0	0	0	0
29. International	0	0	0	0	0	0	0	0	0	0	0	0
30. Warranty	0	0	0	0	0	0	0	0	0	0	0	0
31. Reins nonproportional assumed property	XXX	XXX	XXX	XXX	XXX	XXX	XXX	XXX	XXX	XXX	XXX	XXX
32. Reins nonproportional assumed liability	XXX	XXX	XXX	XXX	XXX	XXX	XXX	XXX	XXX	XXX	XXX	XXX
33. Reins nonproportional assumed financial lines	XXX	XXX	XXX	XXX	XXX	XXX	XXX	XXX	XXX	XXX	XXX	XXX
34. Aggregate Write-Ins for Other Lines of Business	0	0	0	0	0	0	0	0	0	0	0	0
35. Total (a)	3,555,695	3,132,209	0	3,357,906	150,220	1,637,420	2,288,096	17,532	222,013	397,563	768,913	0
DETAILS OF WRITE-INS												
3401.												
3402.												
3403.												
3498. Summary of remaining write-ins for Line 34 from overflow page	0	0	0	0	0	0	0	0	0	0	0	0
3499. Totals (Lines 3401 thru 3403 plus 3498)(Line 34 above)	0	0	0	0	0	0	0	0	0	0	0	0

(a) Finance and service charges not included in Lines 1 to 35 \$0
 (b) For health business on indicated lines report: Number of persons insured under PPO managed care products0 and number of persons insured under indemnity only products0

19.WI



ANNUAL STATEMENT FOR THE YEAR 2022 OF THE Ascot Specialty Insurance Company

EXHIBIT OF PREMIUMS AND LOSSES (Statutory Page 14)

NAIC Group Code 4908

BUSINESS IN THE STATE OF Wyoming

DURING THE YEAR 2022

NAIC Company Code 45055

Table with 12 columns: Line of Business, Gross Premiums (Direct Written, Direct Earned), Dividends Paid, Direct Unearned Premium Reserves, Direct Losses Paid, Direct Losses Incurred, Direct Losses Unpaid, Direct Defense and Cost Containment Expense Paid, Direct Defense and Cost Containment Expense Incurred, Direct Defense and Cost Containment Expense Unpaid, Commissions and Brokerage Expenses, Taxes, Licenses and Fees. Rows include Fire, Allied Lines, Multiple Peril Crop, Federal Flood, Private Crop, Private Flood, Farmowners Multiple Peril, Homeowners Multiple Peril, Commercial Multiple Peril (Non-Liability Portion), Commercial Multiple Peril (Liability Portion), Mortgage Guaranty, Ocean Marine, Inland Marine, Financial Guaranty, Medical Professional Liability, Earthquake, Comprehensive (hospital and medical) ind (b), Comprehensive (hospital and medical) group (b), Credit A&H, Vision Only, Dental Only, Disability Income, Medicare Supplement, Medicare Title XIX, Medicare Title XVIII, Long-Term Care, Federal Employees Health Benefits Plan, Other Health, Workers' Compensation, Other Liability, Excess Workers' Compensation, Products Liability, Private Passenger Auto No-Fault, Other Private Passenger Auto Liability, Commercial Auto No-Fault, Other Commercial Auto Liability, Private Passenger Auto Physical Damage, Commercial Auto Physical Damage, Aircraft, Fidelity, Surety, Burglary and Theft, Boiler and Machinery, Credit, International, Warranty, Reins nonproportional assumed property, Reins nonproportional assumed liability, Reins nonproportional assumed financial lines, Aggregate Write-Ins for Other Lines of Business, Total (a), and DETAILS OF WRITE-INS (3401-3499).

19.WV

(a) Finance and service charges not included in Lines 1 to 35 \$0
(b) For health business on indicated lines report: Number of persons insured under PPO managed care products0 and number of persons insured under indemnity only products0



ANNUAL STATEMENT FOR THE YEAR 2022 OF THE Ascot Specialty Insurance Company
EXHIBIT OF PREMIUMS AND LOSSES (Statutory Page 14)

NAIC Group Code 4908

BUSINESS IN THE STATE OF Canada

DURING THE YEAR 2022

NAIC Company Code 45055

Line of Business	Gross Premiums, Including Policy and Membership Fees, Less Return Premiums and Premiums on Policies not Taken		3 Dividends Paid or Credited to Policyholders on Direct Business	4 Direct Unearned Premium Reserves	5 Direct Losses Paid (deducting salvage)	6 Direct Losses Incurred	7 Direct Losses Unpaid	8 Direct Defense and Cost Containment Expense Paid	9 Direct Defense and Cost Containment Expense Incurred	10 Direct Defense and Cost Containment Expense Unpaid	11 Commissions and Brokerage Expenses	12 Taxes, Licenses and Fees
	1 Direct Premiums Written	2 Direct Premiums Earned										
1. Fire	0	0	0	0	0	0	0	0	0	0	0	0
2.1 Allied Lines	0	0	0	0	0	0	0	0	0	0	0	0
2.2 Multiple Peril Crop	0	0	0	0	0	0	0	0	0	0	0	0
2.3 Federal Flood	0	0	0	0	0	0	0	0	0	0	0	0
2.4 Private Crop	0	0	0	0	0	0	0	0	0	0	0	0
2.5 Private Flood	0	0	0	0	0	0	0	0	0	0	0	0
3. Farmowners Multiple Peril	0	0	0	0	0	0	0	0	0	0	0	0
4. Homeowners Multiple Peril	0	0	0	0	0	0	0	0	0	0	0	0
5.1 Commercial Multiple Peril (Non-Liability Portion)	0	0	0	0	0	0	0	0	0	0	0	0
5.2 Commercial Multiple Peril (Liability Portion)	0	0	0	0	0	0	0	0	0	0	0	0
6. Mortgage Guaranty	0	0	0	0	0	0	0	0	0	0	0	0
8. Ocean Marine	0	0	0	0	0	3,365	36,727	0	172	1,984	0	0
9. Inland Marine	0	0	0	0	0	0	0	0	0	0	0	0
10. Financial Guaranty	0	0	0	0	0	0	0	0	0	0	0	0
11.1 Medical Professional Liability - Occurrence	0	0	0	0	0	0	0	0	0	0	0	0
11.2 Medical Professional Liability - Claims-Made	0	0	0	0	0	0	0	0	0	0	0	0
12. Earthquake	0	0	0	0	0	0	0	0	0	0	0	0
13.1 Comprehensive (hospital and medical) ind (b)	0	0	0	0	0	0	0	0	0	0	0	0
13.2 Comprehensive (hospital and medical) group (b)	0	0	0	0	0	0	0	0	0	0	0	0
14. Credit A&H (Group and Individual)	0	0	0	0	0	0	0	0	0	0	0	0
15.1 Vision Only (b)	0	0	0	0	0	0	0	0	0	0	0	0
15.2 Dental Only (b)	0	0	0	0	0	0	0	0	0	0	0	0
15.3 Disability Income (b)	0	0	0	0	0	0	0	0	0	0	0	0
15.4 Medicare Supplement (b)	0	0	0	0	0	0	0	0	0	0	0	0
15.5 Medicaid Title XIX (b)	0	0	0	0	0	0	0	0	0	0	0	0
15.6 Medicare Title XVIII (b)	0	0	0	0	0	0	0	0	0	0	0	0
15.7 Long-Term Care (b)	0	0	0	0	0	0	0	0	0	0	0	0
15.8 Federal Employees Health Benefits Plan (b)	0	0	0	0	0	0	0	0	0	0	0	0
15.9 Other Health (b)	0	0	0	0	0	0	0	0	0	0	0	0
16. Workers' Compensation	0	0	0	0	0	0	0	0	0	0	0	0
17.1 Other Liability - Occurrence	0	0	0	0	0	0	0	0	0	0	0	0
17.2 Other Liability - Claims-Made	0	0	0	0	0	0	0	0	0	0	0	0
17.3 Excess Workers' Compensation	0	0	0	0	0	0	0	0	0	0	0	0
18.1 Products Liability - Occurrence	0	0	0	0	0	0	0	0	0	0	0	0
18.2 Products Liability - Claims-Made	0	0	0	0	0	0	0	0	0	0	0	0
19.1 Private Passenger Auto No-Fault (Personal Injury Protection)	0	0	0	0	0	0	0	0	0	0	0	0
19.2 Other Private Passenger Auto Liability	0	0	0	0	0	0	0	0	0	0	0	0
19.3 Commercial Auto No-Fault (Personal Injury Protection)	0	0	0	0	0	0	0	0	0	0	0	0
19.4 Other Commercial Auto Liability	0	0	0	0	0	0	0	0	0	0	0	0
21.1 Private Passenger Auto Physical Damage	0	0	0	0	0	0	0	0	0	0	0	0
21.2 Commercial Auto Physical Damage	0	0	0	0	0	0	0	0	0	0	0	0
22. Aircraft (all perils)	0	0	0	0	0	0	0	0	0	0	0	0
23. Fidelity	0	0	0	0	0	0	0	0	0	0	0	0
24. Surety	0	0	0	0	0	0	0	0	0	0	0	0
26. Burglary and Theft	0	0	0	0	0	0	0	0	0	0	0	0
27. Boiler and Machinery	0	0	0	0	0	0	0	0	0	0	0	0
28. Credit	0	0	0	0	0	0	0	0	0	0	0	0
29. International	0	0	0	0	0	0	0	0	0	0	0	0
30. Warranty	0	0	0	0	0	0	0	0	0	0	0	0
31. Reins nonproportional assumed property	XXX	XXX	XXX	XXX	XXX	XXX	XXX	XXX	XXX	XXX	XXX	XXX
32. Reins nonproportional assumed liability	XXX	XXX	XXX	XXX	XXX	XXX	XXX	XXX	XXX	XXX	XXX	XXX
33. Reins nonproportional assumed financial lines	XXX	XXX	XXX	XXX	XXX	XXX	XXX	XXX	XXX	XXX	XXX	XXX
34. Aggregate Write-Ins for Other Lines of Business	0	0	0	0	0	0	0	0	0	0	0	0
35. Total (a)	0	0	0	0	0	3,365	36,727	0	172	1,984	0	0
DETAILS OF WRITE-INS												
3401.												
3402.												
3403.												
3498. Summary of remaining write-ins for Line 34 from overflow page	0	0	0	0	0	0	0	0	0	0	0	0
3499. Totals (Lines 3401 thru 3403 plus 3498)(Line 34 above)	0	0	0	0	0	0	0	0	0	0	0	0

(a) Finance and service charges not included in Lines 1 to 35 \$ 0

(b) For health business on indicated lines report: Number of persons insured under PPO managed care products 0 and number of persons insured under indemnity only products 0

19 CN



ANNUAL STATEMENT FOR THE YEAR 2022 OF THE Ascot Specialty Insurance Company

EXHIBIT OF PREMIUMS AND LOSSES (Statutory Page 14)

NAIC Group Code 4908

BUSINESS IN THE STATE OF Grand Total

DURING THE YEAR 2022

NAIC Company Code 45055

Table with columns: Line of Business, Gross Premiums, Dividends Paid, Direct Unearned Premium Reserves, Direct Losses Paid, Direct Losses Incurred, Direct Losses Unpaid, Direct Defense and Cost Containment Expense Paid, Direct Defense and Cost Containment Expense Incurred, Direct Defense and Cost Containment Expense Unpaid, Commissions and Brokerage Expenses, Taxes, Licenses and Fees. Rows include Fire, Allied Lines, Multiple Peril Crop, Federal Flood, Private Crop, Private Flood, Farmowners Multiple Peril, Homeowners Multiple Peril, Commercial Multiple Peril (Non-Liability Portion), Commercial Multiple Peril (Liability Portion), Mortgage Guaranty, Ocean Marine, Inland Marine, Financial Guaranty, Medical Professional Liability, Earthquake, Comprehensive (hospital and medical) ind (b), Credit A&H, Vision Only, Dental Only, Disability Income, Medicare Supplement, Medicare Title XIX, Medicare Title XVIII, Long-Term Care, Federal Employees Health Benefits Plan, Other Health, Workers' Compensation, Other Liability, Excess Workers' Compensation, Products Liability, Private Passenger Auto, Commercial Auto, Aircraft, Fidelity, Surety, Burglary and Theft, Boiler and Machinery, Credit, International, Warranty, Reins nonproportional assumed property, Reins nonproportional assumed liability, Reins nonproportional assumed financial lines, Aggregate Write-Ins for Other Lines of Business, Total (a), and DETAILS OF WRITE-INS (3401-3499).

(a) Finance and service charges not included in Lines 1 to 35 \$0
(b) For health business on indicated lines report: Number of persons insured under PPO managed care products0 and number of persons insured under indemnity only products0

19 GT

Schedule F - Part 1 - Assumed Reinsurance

N O N E

Schedule F - Part 2 - Premium Portfolio Reinsurance Effected or (Canceled)

N O N E

ANNUAL STATEMENT FOR THE YEAR 2022 OF THE Ascot Specialty Insurance Company

SCHEDULE F - PART 3

Ceded Reinsurance as of December 31, Current Year (\$000 Omitted)

1 ID Number	2 NAIC Company Code	3 Name of Reinsurer	4 Domiciliary Jurisdiction	5 Special Code	6 Reinsurance Premiums Ceded	Reinsurance Recoverable On										16 Amount in Dispute included in Column 15	Reinsurance Payable		19 Net Amount Recoverable From Reinsurers Cols. 15 - [17 + 18]	20 Funds Held by Company Under Reinsurance Treaties		
						7 Paid Losses	8 Paid LAE	9 Known Case Loss Reserves	10 Known Case LAE Reserves	11 IBNR Loss Reserves	12 IBNR LAE Reserves	13 Unearned Premiums	14 Contingent Commissions	15 Columns 7 through 14 Totals	17 Ceded Balances Payable		18 Other Amounts Due to Reinsurers					
0499999. Total Authorized - Affiliates - U.S. Non-Pool						0	0	0	0	0	0	0	0	0	0	0	0	0	0	0	0	0
0799999. Total Authorized - Affiliates - Other (Non-U.S.)						0	0	0	0	0	0	0	0	0	0	0	0	0	0	0	0	0
0899999. Total Authorized - Affiliates						0	0	0	0	0	0	0	0	0	0	0	0	0	0	0	0	0
75-2816775	22608	Alize o/b/o National Specialty Insurance Company	TX		(1)	29	3	18	1	23	0	0	0	0	0	74	0	0	0	74	0	
06-1182357	22730	Allied World Insurance Company	NH			121	530	15	79	9	69	1	45	0	748	0	85	0	663	0		
06-1430254	10348	Arch Reinsurance Company	DE			11,633	5	156	27	5,583	208	7,219	0	13,199	0	3,893	0	9,306	0	0		
75-2344200	43460	Aspen American Insurance Company	TX			384	0	0	0	21	4	342	0	366	0	264	0	102	0	0		
51-0434766	20370	Axis Reinsurance Company	NY			4,253	511	36	197	36	4,059	851	2,622	8,311	0	1,307	0	7,004	0	0		
47-0574325	32603	Berkley Insurance Company	DE			28	0	0	0	177	0	145	0	345	0	20	0	325	0	0		
06-0237820	20699	Chubb Tempest Re o/b/o ACE Property & Casualty Insurance	PA			11,204	5	31	291	36	3,615	998	5,985	10,959	0	3,505	0	7,454	0	0		
35-2293075	11551	Endurance (SOMPO) Assurance Company	DE			5,470	10	6	32	17	5,853	1,034	3,422	10,374	0	2,006	0	8,368	0	0		
22-2005057	26921	Everest Reinsurance Company	DE			5,806	0	16	4	4,013	681	2,987	0	7,703	0	1,505	0	6,197	0	0		
13-2673100	22039	General Reinsurance Corporation	DE			1,416	331	26	67	38	6,918	1,081	1,541	10,001	0	126	0	9,874	0	0		
04-1543470	23043	Liberty Mutual US	MA			698	169	14	302	17	691	92	136	1,544	0	136	0	1,408	0	0		
36-3101262	38970	Markel Insurance Company	IL			120	0	0	0	262	214	81	0	557	0	60	0	497	0	0		
13-4924125	10227	Munich Reinsurance America Inc	DE			16,180	425	38	897	40	10,254	2,497	8,380	22,530	0	5,404	0	17,126	0	0		
47-0698507	23680	Odyssey Re	CT			11,491	124	12	263	27	5,925	1,162	7,367	14,878	0	4,086	0	10,792	0	0		
13-3031176	38636	Partner Reinsurance Company of the U.S.	NY			24,726	8	62	337	79	12,919	2,911	14,892	31,208	0	6,906	0	24,302	0	0		
23-1641984	10219	QBE Reinsurance Corporation	PA			994	(2)	16	54	14	2,420	654	555	3,711	0	239	0	3,472	0	0		
31-0542366	10677	Radius (o/b/o Cincinnati Insurance Company)	OH			237	51	1	111	3	20	0	89	277	0	46	0	231	0	0		
52-1952955	10357	Renaissance Reinsurance US Inc	MD			14,845	36	12	213	32	10,168	2,013	10,013	22,487	0	5,356	0	17,131	0	0		
43-0727872	15105	Safety National Casualty Corporation	MO			900	(5)	22	68	15	1,559	535	379	2,855	0	379	0	2,475	0	0		
75-1444207	30058	SCOR Reinsurance Company	NY			38	0	0	0	23	1	0	0	24	0	0	0	24	0	0		
13-1675535	25364	Swiss Reinsurance America Corporation	NY			867	485	20	423	30	347	19	352	1,675	0	313	0	1,363	0	0		
95-3187355	35300	Tamesis/DUAL Corporate Risks o/b/o: Allianz Global Risks US Insurance Company	IL			310	597	16	43	5	64	3	162	890	0	116	0	774	0	0		
13-2918573	42439	TOA Reinsurance Company of America	DE			2,490	6	5	22	13	2,627	464	2,040	5,177	0	710	0	4,467	0	0		
13-5616275	19453	Transatlantic Reinsurance Company	NY			6,697	358	27	256	47	7,458	1,299	5,009	14,455	0	1,434	0	13,020	0	0		
06-0566050	25658	Travelers Indemnity Company (The)	CT			23	0	0	0	0	0	0	7	7	0	0	0	7	0	0		
13-1290712	20583	XL Reinsurance America Inc	NY			2,675	0	0	0	782	138	1,617	0	2,536	0	707	0	1,829	0	0		
0999999. Total Authorized - Other U.S. Unaffiliated Insurers						123,605	3,673	364	3,844	491	85,846	17,004	75,670	0	186,891	0	38,604	0	148,288	0	0	
AA-1127225	00000	AEGIS London (o/b/o Syndicate 1225 AES)	GBR			0	0	0	0	0	0	0	0	0	0	0	0	0	0	0		
AA-1120337	00000	Aspen Insurance UK Ltd.	GBR			3,214	20	0	92	0	2,066	454	1,196	3,828	0	727	0	3,102	0	0		
AA-3191289	00000	Fidelis Insurance Bermuda Limited	BMU			251	0	0	0	0	0	0	0	0	0	56	0	(56)	0	0		
AA-3190060	00000	Hannover Re Bermuda	BMU			383	0	0	0	0	0	0	74	74	0	(108)	0	183	0	0		
AA-3190871	00000	Lancashire Insurance Company Limited	BMU			1,810	8	28	9	915	276	1,182	0	2,418	0	466	0	1,952	0	0		
AA-1127084	00000	Lloyd's Syndicate Number 1084 (Chaucer)	GBR			545	866	22	61	7	149	9	36	1,150	0	218	0	932	0	0		
		Lloyd's Syndicate Number 1274 (1274)																				
AA-1120085	00000	Antares	GBR			67	1,130	28	13	1	135	6	7	1,320	0	34	0	1,286	0	0		
AA-1127301	00000	Lloyd's Syndicate Number 1301 (Starstone)	GBR			366	0	0	0	0	12	2	210	224	0	0	0	224	0	0		
		Lloyd's Syndicate Number 1729 (Dale)																				
AA-1120157	00000	Underwriting Partners	GBR			4	0	0	0	0	2	0	0	2	0	6	0	(3)	0	0		
AA-1120083	00000	Lloyd's Syndicate Number 1910 (Ariel Re)	GBR			2,915	(1)	30	84	30	2,845	913	1,519	5,420	0	661	0	4,759	0	0		
AA-1128001	00000	Lloyd's Syndicate Number 2001 (MS Amlin)	GBR			362	0	0	0	0	22	4	25	51	0	33	0	18	0	0		
AA-1128003	00000	Lloyd's Syndicate Number 2003 XLC	GBR			19	458	12	2	0	29	1	0	502	0	15	0	487	0	0		
		Lloyd's Syndicate Number 2010 (Lancashire IMX)																				
AA-1128010	00000	IMX	GBR			24	0	0	0	0	12	2	0	14	0	36	0	(22)	0	0		

ANNUAL STATEMENT FOR THE YEAR 2022 OF THE Ascot Specialty Insurance Company

SCHEDULE F - PART 3

Ceded Reinsurance as of December 31, Current Year (\$000 Omitted)

1	2	3	4	5	6	Reinsurance Recoverable On								16	Reinsurance Payable		19	20	
						7	8	9	10	11	12	13	14		15	17			18
ID Number	NAIC Company Code	Name of Reinsurer	Domiciliary Jurisdiction	Special Code	Reinsurance Premiums Ceded	Paid Losses	Paid LAE	Known Case Loss Reserves	Known Case LAE Reserves	IBNR Loss Reserves	IBNR LAE Reserves	Unearned Premiums	Contingent Commissions	Columns 7 through 14 Totals	Amount in Dispute included in Column 15	Ceded Balances Payable	Other Amounts Due to Reinsurers		
AA-1128623	.00000	Lloyd's Syndicate Number 2623 (Beazley) ... Lloyd's Syndicate Number 2689 (Chord Re Ltd)	GBR		245	0	0	0	0	0	0	118	0	118	0	31	0	88	0
AA-1120182	.00000	Lloyd's Syndicate Number 2791 (MAP)	GBR		184	0	0	4	0	41	1	140	0	185	0	87	0	98	0
AA-1128791	.00000	Lloyd's Syndicate Number 2987	GBR		362	0	0	0	0	0	0	60	0	60	0	(79)	0	139	0
AA-1128987	.00000	Lloyd's Syndicate Number 2988	GBR		602	(1)	4	0	3	522	92	321	0	941	0	103	0	838	0
AA-1120179	.00000	Lloyd's Syndicate Number 33 (Hiscox)	GBR		84	0	0	0	0	0	0	53	0	53	0	(9)	0	62	0
AA-1126033	.00000	Lloyd's Syndicate Number 3334 HAM	GBR		990	0	0	0	0	9	2	506	0	516	0	(6)	0	522	0
AA-1120113	.00000	Lloyd's Syndicate Number 4000 (HAM)	GBR		0	5	0	0	0	0	0	0	0	5	0	0	0	5	0
AA-1126005	.00000	Lloyd's Syndicate Number 4020 (Ark)	GBR		0	0	0	0	0	0	0	0	0	0	0	0	0	0	0
AA-1120075	.00000	Lloyd's Syndicate Number 4141 (HCC)	GBR		59	0	0	0	0	0	0	29	0	29	0	(59)	0	89	0
AA-1120982	.00000	Lloyd's Syndicate Number 4242 (Chord Re Ltd)	GBR		0	0	0	0	0	0	0	0	0	0	0	0	0	0	0
AA-1120067	.00000	Lloyd's Syndicate Number 4444 (Canopus)	GBR		191	0	0	4	0	42	1	145	0	193	0	91	0	102	0
AA-1126004	.00000	Lloyd's Syndicate Number 4472 (Liberty)	GBR		192	0	0	0	0	0	0	24	0	24	0	(43)	0	67	0
AA-1126006	.00000	Lloyd's Syndicate Number 510 & 1880 (Tokio Marine)	GBR		33	0	0	0	0	0	0	16	0	16	0	(39)	0	55	0
AA-1126510	.00000	Lloyd's Syndicate Number 5886 (Blenheim)	GBR		266	0	0	0	0	0	0	58	0	58	0	(77)	0	134	0
AA-1120181	.00000	Lloyd's Syndicate Number 623 (Beazley)	GBR		654	0	0	0	0	0	0	372	0	372	0	75	0	296	0
AA-1126623	.00000	Renaissance Reinsurance Ltd	BMU		12	0	0	0	0	0	0	0	0	0	0	11	0	(11)	0
AA-3190339	.00000	Validus Re	BMU		2,142	12	0	15	0	189	47	1,350	0	1,613	0	266	0	1,347	0
AA-3190870	.00000	Validus Re Switzerland	CHE		7,577	727	21	316	10	3,937	962	3,885	0	9,858	0	3,083	0	6,775	0
AA-1460006	.00000				63	0	0	0	0	83	15	9	0	107	0	19	0	88	0
1299999		Total Authorized - Other Non-U.S. Insurers			23,617	3,216	126	619	60	11,010	2,787	11,334	0	29,152	0	5,597	0	23,555	0
1499999		Total Authorized Excluding Protected Cells (Sum of 0899999, 0999999, 1099999, 1199999 and 1299999)			147,222	6,889	490	4,463	551	96,856	19,791	87,004	0	216,043	0	44,201	0	171,843	0
1899999		Total Unauthorized - Affiliates - U.S. Non-Pool			0	0	0	0	0	0	0	0	0	0	0	0	0	0	0
2199999		Total Unauthorized - Affiliates - Other (Non-U.S.)			0	0	0	0	0	0	0	0	0	0	0	0	0	0	0
2299999		Total Unauthorized - Affiliates			0	0	0	0	0	0	0	0	0	0	0	0	0	0	0
AA-1120187	.00000	American International Group UK Limited	GBR		0	0	0	0	0	0	0	0	0	0	0	0	0	0	0
AA-3191437	.00000	Ark Bermuda	BMU		1,025	289	8	146	8	1,115	259	181	0	2,007	0	98	0	1,909	0
AA-3191435	.00000	Conduit Reinsurance Limited	BMU		3,008	1	1	32	9	2,022	48	1,875	0	3,987	0	678	0	3,310	0
AA-1120191	.00000	Convex Insurance UK Ltd	GBR		21	152	4	2	0	11	1	0	0	171	0	28	0	143	0
AA-3191400	.00000	Convex Re Limited	BMU		15	0	0	0	0	8	1	0	0	9	0	23	0	(14)	0
AA-1340028	.00000	DEVK Ruckversicherungs-und Beteiligungs-AG	DEU		624	0	0	13	1	138	3	475	0	630	0	296	0	334	0
AA-1344102	.00000	Dual Commercial LLC (Tamesis Americas) o/b/o Allianz Global Corporate & Specialty SE	DEU		24	22	0	0	0	0	0	12	0	34	0	(21)	0	55	22
AA-1124129	.00000	Endurance Worldwide Insurance LTD	GBR		5	0	0	1	0	11	1	2	0	15	0	2	0	13	0
AA-3194101	.00000	Everest Reinsurance (Bermuda) Ltd	BMU		2,314	0	0	0	0	1,173	207	1,798	0	3,178	0	581	0	2,597	0
AA-1780104	.00000	Hamilton Insurance DAC	IRL		87	1	0	20	1	23	1	20	0	66	0	(1)	0	67	0
AA-3191190	.00000	Hamilton Re Bermuda	BMU		2,272	6	2	13	9	1,412	297	1,606	0	3,346	0	747	0	2,600	0
AA-1460080	.00000	Helvetia Schweizerische Versicherungsgesellschaft AG	CHE		2,130	5	3	16	9	1,971	348	1,619	0	3,971	0	584	0	3,388	0
AA-3190875	.00000	Hiscox Insurance Company (Bermuda) Limited	BMU		17	0	0	0	0	9	2	0	0	10	0	26	0	(15)	0
AA-1370048	.00000	Liberty Mutual Insurance Europe SE	LUX		42	30	0	38	0	489	119	36	0	711	0	3	0	709	0
AA-1460019	.00000	MS Amlin AG (Bermuda)	CHE		335	0	0	0	0	22	4	0	0	26	0	71	0	(45)	0
AA-1340165	.00000	Munich Reinsurance Company	DEU		3,086	0	0	0	0	3,598	635	3,326	0	7,560	0	796	0	6,764	0
AA-3770038	.00000	Palms Insurance Company	CYM		3,421	1	1	12	15	3,403	70	1,816	0	5,318	0	132	0	5,186	0

ANNUAL STATEMENT FOR THE YEAR 2022 OF THE Ascot Specialty Insurance Company

SCHEDULE F - PART 3

Ceded Reinsurance as of December 31, Current Year (\$000 Omitted)

1 ID Number	2 NAIC Com- pany Code	3 Name of Reinsurer	4 Domiciliary Jurisdiction	5 Special Code	6 Reinsurance Premiums Ceded	Reinsurance Recoverable On										16 Amount in Dispute included in Column 15	Reinsurance Payable		19 Net Amount Recoverable From Reinsurers Cols. 15 - [17 + 18]	20 Funds Held by Company Under Reinsurance Treaties
						7 Paid Losses	8 Paid LAE	9 Known Case Loss Reserves	10 Known Case LAE Reserves	11 IBNR Loss Reserves	12 IBNR LAE Reserves	13 Unearned Premiums	14 Contingent Commis- sions	15 Columns 7 through 14 Totals	17 Ceded Balances Payable		18 Other Amounts Due to Reinsurers			
AA-1780078	.00000	Partner Reinsurance Europe SE	IRL		16	0	0	2	0	27	1	5	0	35	0	7	0	28	14	
AA-3191321	.00000	Sirius Bermuda Insurance Company Sirius International Insurance Corporation	BMU		8	(1)	4	0	3	1,004	228	57	0	1,294	0	9	0	1,286	0	
AA-1440076	.00000		SWE		119	0	0	0	0	155	27	17	0	200	0	35	0	164	0	
AA-3191179	.00000	Third Point Reinsurance Company LTD	BMU		3	100	194	68	142	757	488	19	56	1,824	0	2	0	1,822	0	
AA-3191432	.00000	Vantage Risk Ltd	BMU		2,104	0	0	29	5	1,127	23	1,404	0	2,589	0	625	0	1,964	0	
2699999		Total Unauthorized - Other Non-U.S. Insurers			20,676	606	217	392	202	18,477	2,763	14,268	56	36,982	0	4,719	0	32,263	36	
2899999		Total Unauthorized Excluding Protected Cells (Sum of 2299999, 2399999, 2499999, 2599999 and 2699999)			20,676	606	217	392	202	18,477	2,763	14,268	56	36,982	0	4,719	0	32,263	36	
3299999		Total Certified - Affiliates - U.S. Non-Pool			0	0	0	0	0	0	0	0	0	0	0	0	0	0	0	
3599999		Total Certified - Affiliates - Other (Non-U.S.)			0	0	0	0	0	0	0	0	0	0	0	0	0	0	0	
3699999		Total Certified - Affiliates			0	0	0	0	0	0	0	0	0	0	0	0	0	0	0	
CR-3194126	.00000	Arch Reinsurance Limited Bermuda	BMU		8,556	0	0	0	0	3,971	701	6,489	0	11,160	0	2,109	0	9,051	0	
CR-3194130	.00000	Endurance Spec BDA	BMU		(1)	37	4	23	2	44	1	0	0	111	0	0	0	111	121	
CR-1340125	.00000	Hannover RUECK SE	DEU		5,749	360	8	25	11	3,646	640	3,594	0	8,284	0	1,286	0	6,998	0	
CR-1460019	.00000	MS Amlin AG	CHE		5,475	0	0	0	0	0	0	3,506	0	3,506	0	1,286	0	2,219	0	
4099999		Total Certified - Other Non-U.S. Insurers			19,779	397	12	47	13	7,661	1,342	13,588	0	23,061	0	4,681	0	18,379	121	
4299999		Total Certified Excluding Protected Cells (Sum of 3699999, 3799999, 3899999, 3999999 and 4099999)			19,779	397	12	47	13	7,661	1,342	13,588	0	23,061	0	4,681	0	18,379	121	
4699999		Total Reciprocal Jurisdiction - Affiliates - U.S. Non-Pool			0	0	0	0	0	0	0	0	0	0	0	0	0	0	0	
4999999		Total Reciprocal Jurisdiction - Affiliates - Other (Non-U.S.)			0	0	0	0	0	0	0	0	0	0	0	0	0	0	0	
5099999		Total Reciprocal Jurisdiction - Affiliates			0	0	0	0	0	0	0	0	0	0	0	0	0	0	0	
RJ-3191400	.00000	Convex Re Limited	BMU		26	0	0	19	2	15	0	12	0	49	0	18	0	31	0	
5499999		Total Reciprocal Jurisdiction - Other Non-U.S. Insurers			26	0	0	19	2	15	0	12	0	49	0	18	0	31	0	
5699999		Total Reciprocal Jurisdiction Excluding Protected Cells (Sum of 5099999, 5199999, 5299999, 5399999 and 5499999)			26	0	0	19	2	15	0	12	0	49	0	18	0	31	0	
5799999		Total Authorized, Unauthorized, Reciprocal Jurisdiction and Certified Excluding Protected Cells (Sum of 1499999, 2899999, 4299999 and 5699999)			187,704	7,892	720	4,921	769	123,008	23,897	114,872	56	276,135	0	53,619	0	222,516	158	
5899999		Total Protected Cells (Sum of 1399999, 2799999, 4199999 and 5599999)			0	0	0	0	0	0	0	0	0	0	0	0	0	0	0	
9999999		Totals			187,704	7,892	720	4,921	769	123,008	23,897	114,872	56	276,135	0	53,619	0	222,516	158	

ANNUAL STATEMENT FOR THE YEAR 2022 OF THE Ascot Specialty Insurance Company

SCHEDULE F - PART 3 (Continued)

Ceded Reinsurance as of December 31, Current Year (\$000 Omitted)
(Credit Risk)

ID Number From Col. 1	Name of Reinsurer From Col. 3	Collateral				25 Total Funds Held, Payables & Collateral	26 Net Recoverable Net of Funds Held & Collateral	27 Applicable Sch. F Penalty (Col. 78)	Ceded Reinsurance Credit Risk								
		21 Multiple Beneficiary Trusts	22 Letters of Credit	23 Issuing or Confirming Bank Reference Number	24 Single Beneficiary Trusts & Other Allowable Collateral				28 Total Amount Recoverable from Reinsurers Less Penalty (Cols. 15-27)	29 Stressed Recoverable (Col. 28 * 120%)	30 Reinsurance Payable & Funds Held (Cols. 17+18+20; but not in excess of Col. 29)	31 Stressed Net Recoverable (Cols. 29-30)	32 Total Collateral (Cols. 21+22 + 24, not in Excess of Col. 31)	33 Stressed Net Recoverable Net of Collateral Offsets (Cols. 31-32)	34 Reinsurer Designation Equivalent	35 Credit Risk on Collateralized Recoverables (Col. 32 * Factor Applicable to Reinsurer Designation Equivalent in Col. 34)	36 Credit Risk on Un-collateralized Recoverables (Col. 33 * Factor Applicable to Reinsurer Designation Equivalent in Col. 34)
0499999	Total Authorized - Affiliates - U.S. Non-Pool	0	0	XXX	0	0	0	XXX	XXX	XXX	XXX	XXX	XXX	XXX	XXX	XXX	
0799999	Total Authorized - Affiliates - Other (Non-U.S.)	0	0	XXX	0	0	0	0	0	0	0	0	0	0	XXX	0	
0899999	Total Authorized - Affiliates	0	0	XXX	0	0	0	0	0	0	0	0	0	0	XXX	0	
75-2816775	Alize o/b/o National Specialty Insurance Company	0	0	0	0	74	0	74	89	0	89	0	89	3	0	2	
06-1182357	Allied World Insurance Company	0	0	0	85	663	0	748	898	85	813	0	813	3	0	23	
06-1430254	Arch Reinsurance Company	0	0	0	3,893	9,306	0	13,199	15,839	3,893	11,946	0	11,946	2	0	251	
75-2344200	Aspen American Insurance Company	0	0	0	264	102	0	366	439	264	176	0	176	3	0	5	
51-0434766	Axis Reinsurance Company	0	0	0	1,307	7,004	0	8,311	9,974	1,307	8,667	0	8,667	3	0	243	
47-0574325	Berkley Insurance Company	0	0	0	20	325	0	345	414	20	394	0	394	2	0	8	
06-0237820	Chubb Tempest Re o/b/o ACE Property & Casualty Insurance	0	0	0	0	0	0	0	0	0	0	0	0	0	0	0	
06-0237820	Chubb Tempest Re o/b/o ACE Property & Casualty Insurance	0	0	0	3,505	7,454	0	10,959	13,151	3,505	9,646	0	9,646	1	0	154	
35-2293075	Endurance (SOMPO) Assurance Company	0	0	0	2,006	8,368	0	10,374	12,449	2,006	10,443	0	10,443	2	0	219	
22-2005057	Everest Reinsurance Company	0	0	0	1,505	6,197	0	7,703	9,243	1,505	7,738	0	7,738	2	0	162	
13-2673100	General Reinsurance Corporation	0	0	0	126	9,874	0	10,001	12,001	126	11,875	0	11,875	1	0	190	
04-1543470	Liberty Mutual US	0	0	0	136	1,408	0	1,544	1,853	136	1,717	0	1,717	3	0	48	
36-3101262	Markel Insurance Company	0	0	0	60	497	0	557	669	60	609	0	609	3	0	17	
13-4924125	Munich Reinsurance America Inc	0	0	0	5,404	17,126	0	22,530	27,036	5,404	21,632	0	21,632	2	0	454	
47-0698507	Odyssey Re	0	0	0	4,086	10,792	0	14,878	17,853	4,086	13,767	0	13,767	3	0	385	
13-3031176	Partner Reinsurance Company of the U.S.	0	0	0	6,906	24,302	0	31,208	37,450	6,906	30,544	0	30,544	2	0	641	
23-1641984	QBE Reinsurance Corporation	0	0	0	239	3,472	0	3,711	4,453	239	4,214	0	4,214	3	0	118	
31-0542366	Radius (o/b/o Cincinnati Insurance Company)	0	0	0	46	231	0	277	332	46	286	0	286	2	0	6	
52-1952955	Renaissance Reinsurance US Inc	0	0	0	5,356	17,131	0	22,487	26,984	5,356	21,628	0	21,628	2	0	454	
43-0727872	Safety National Casualty Corporation	0	0	0	379	2,475	0	2,855	3,426	379	3,046	0	3,046	1	0	49	
75-1444207	SCOR Reinsurance Company	0	0	0	0	24	0	24	29	0	29	0	29	2	0	1	
13-1675535	Swiss Reinsurance America Corporation	0	0	0	313	1,363	0	1,675	2,011	313	1,698	0	1,698	2	0	36	
95-3187355	Tamesis/DUAL Corporate Risks o/b/o: Allianz Global Risks	0	0	0	0	0	0	0	0	0	0	0	0	0	0	0	
95-3187355	US Insurance Company	0	0	0	116	774	0	890	1,068	116	952	0	952	2	0	20	
13-2918573	TOA Reinsurance Company of America	0	0	0	710	4,467	0	5,177	6,212	710	5,502	0	5,502	3	0	154	
13-5616275	Transatlantic Reinsurance Company	0	0	0	1,434	13,020	0	14,455	17,346	1,434	15,911	0	15,911	2	0	334	
06-0566050	Travelers Indemnity Company (The)	0	0	0	0	7	0	7	8	0	8	0	8	1	0	0	
13-1290712	XL Reinsurance America Inc.	0	0	0	707	1,829	0	2,536	3,044	707	2,336	0	2,336	2	0	49	
0999999	Total Authorized - Other U.S. Unaffiliated Insurers	0	0	XXX	0	38,604	148,288	0	186,891	224,270	38,604	185,666	0	185,666	XXX	4,025	
AA-1127225	AEGIS London (o/b/o Syndicate 1225 AES)	0	0	0	0	0	0	0	0	0	0	0	0	6	0	0	
AA-1120337	Aspen Insurance UK Ltd.	0	0	0	727	3,102	0	3,828	4,594	727	3,867	0	3,867	3	0	108	
AA-3191289	Fidelis Insurance Bermuda Limited	0	0	0	0	0	0	0	0	0	0	0	0	0	0	0	
AA-3190060	Hannover Re Bermuda	0	0	0	(108)	183	0	74	89	(108)	198	0	198	2	0	4	
AA-3190871	Lancashire Insurance Company Limited	0	0	0	466	1,952	0	2,418	2,902	466	2,436	0	2,436	3	0	68	
AA-1127084	Lloyd's Syndicate Number 1084 (Chaucer)	0	0	0	218	932	0	1,150	1,380	218	1,162	0	1,162	6	0	139	
AA-1120085	Lloyd's Syndicate Number 1274 (1274 Antares)	0	0	0	34	1,286	0	1,320	1,585	34	1,550	0	1,550	6	0	186	
AA-1127301	Lloyd's Syndicate Number 1301 (Starstone)	0	0	0	0	224	0	224	268	0	268	0	268	6	0	32	
AA-1120157	Lloyd's Syndicate Number 1729 (Dale Underwriting Partners)	0	0	0	2	0	0	2	3	0	3	0	3	6	0	0	
AA-1120083	Lloyd's Syndicate Number 1910 (Ariel Re)	0	0	0	661	4,759	0	5,420	6,504	661	5,843	0	5,843	6	0	701	

ANNUAL STATEMENT FOR THE YEAR 2022 OF THE Ascot Specialty Insurance Company

SCHEDULE F - PART 3 (Continued)

Ceded Reinsurance as of December 31, Current Year (\$000 Omitted)

(Credit Risk)

ID Number From Col. 1	Name of Reinsurer From Col. 3	Collateral				25	26	27	Ceded Reinsurance Credit Risk								
		21	22	23	24				28	29	30	31	32	33	34	35	36
		Multiple Beneficiary Trusts	Letters of Credit	Issuing or Confirming Bank Reference Number	Single Beneficiary Trusts & Other Allowable Collateral	Total Funds Held, Payables & Collateral	Net Recoverable Net of Funds Held & Collateral	Applicable Sch. F Penalty (Col. 78)	Total Amount Recoverable from Reinsurers Less Penalty (Cols. 15-27)	Stressed Recoverable (Col. 28 * 120%)	Reinsurance Payable & Funds Held (Cols. 17+18+20; but not in excess of Col. 29)	Stressed Net Recoverable (Cols. 29-30)	Total Collateral (Cols. 21+22 + 24, not in Excess of Col. 31)	Stressed Net Recoverable Net of Collateral Offsets (Cols. 31-32)	Reinsurer Designation Equivalent	Credit Risk on Collateralized Recoverables (Col. 32 * Factor Applicable to Reinsurer Designation Equivalent in Col. 34)	Credit Risk on Un-collateralized Recoverables (Col. 33 * Factor Applicable to Reinsurer Designation Equivalent in Col. 34)
AA-1128001	Lloyd's Syndicate Number 2001 (MS Amlin)	0	0		0	33	18	0	51	61	33	28	0	28	3	0	1
AA-1128003	Lloyd's Syndicate Number 2003 XLC	0	0		0	15	487	0	502	602	15	587	0	587	6	0	70
AA-1128010	Lloyd's Syndicate Number 2010 (Lancashire MMX)	0	0		0	14	0	0	14	17	17	0	0	0	6	0	0
AA-1128623	Lloyd's Syndicate Number 2623 (Beazley)	0	0		0	31	88	0	118	142	31	111	0	111	3	0	3
AA-1120182	Lloyd's Syndicate Number 2689 (Chord Re Ltd)	0	0		0	87	98	0	185	222	87	135	0	135	6	0	16
AA-1128791	Lloyd's Syndicate Number 2791 (MAP)	0	0		0	(79)	139	0	60	72	(79)	151	0	151	6	0	18
AA-1128987	Lloyd's Syndicate Number 2987	0	0		0	103	838	0	941	1,129	103	1,026	0	1,026	6	0	123
AA-1120179	Lloyd's Syndicate Number 2988	0	0		0	(9)	62	0	53	63	(9)	72	0	72	6	0	9
AA-1126033	Lloyd's Syndicate Number 33 (Hiscox)	0	0		0	(6)	522	0	516	620	(6)	625	0	625	3	0	18
AA-1120113	Lloyd's Syndicate Number 3334 HAM	0	0		0	0	5	0	5	6	0	6	0	6	6	0	1
AA-1126005	Lloyd's Syndicate Number 4000 (HAM)	0	0		0	0	0	0	0	0	0	0	0	0	6	0	0
AA-1120075	Lloyd's Syndicate Number 4020 (Ark)	0	0		0	(59)	89	0	29	35	(59)	94	0	94	6	0	11
AA-1120982	Lloyd's Syndicate Number 4141 (HCC)	0	0		0	0	0	0	0	0	0	0	0	0	6	0	0
AA-1120067	Lloyd's Syndicate Number 4242 (Chord Re Ltd)	0	0		0	91	102	0	193	231	91	141	0	141	6	0	17
AA-1126004	Lloyd's Syndicate Number 4444 (Canopus)	0	0		0	(43)	67	0	24	29	(43)	72	0	72	6	0	9
AA-1126006	Lloyd's Syndicate Number 4472 (Liberty)	0	0		0	(39)	55	0	16	20	(39)	58	0	58	6	0	7
AA-1126510	Lloyd's Syndicate Number 510 & 1880 (Tokio Marine)	0	0		0	(77)	134	0	58	69	(77)	146	0	146	6	0	18
AA-1120181	Lloyd's Syndicate Number 5886 (Blenheim)	0	0		0	75	296	0	372	446	75	371	0	371	6	0	44
AA-1126623	Lloyd's Syndicate Number 623 (Beazley)	0	0		0	0	0	0	0	0	0	0	0	0	3	0	0
AA-3190339	Renaissance Reinsurance Ltd	0	0		0	266	1,347	0	1,613	1,935	266	1,669	0	1,669	2	0	35
AA-3190870	Validus Re	0	0		0	3,083	6,775	0	9,858	11,829	3,083	8,746	0	8,746	3	0	245
AA-1460006	Validus Re Switzerland	0	0		0	19	88	0	107	128	19	109	0	109	3	0	3
1299999	Total Authorized - Other Non-U.S. Insurers	0	0	XXX	0	5,505	23,647	0	29,152	34,982	5,508	29,474	0	29,474	XXX	0	1,887
1499999	Total Authorized Excluding Protected Cells (Sum of 0899999, 0999999, 1099999, 1199999 and 1299999)	0	0	XXX	0	44,108	171,935	0	216,043	259,252	44,111	215,141	0	215,141	XXX	0	5,912
1899999	Total Unauthorized - Affiliates - U.S. Non-Pool	0	0	XXX	0	0	0	0	XXX	XXX	XXX	XXX	XXX	XXX	XXX	XXX	XXX
2199999	Total Unauthorized - Affiliates - Other (Non-U.S.)	0	0	XXX	0	0	0	0	0	0	0	0	0	0	XXX	0	0
2299999	Total Unauthorized - Affiliates	0	0	XXX	0	0	0	0	0	0	0	0	0	0	XXX	0	0
AA-1120187	American International Group UK Limited	0	0		0	0	0	0	0	0	0	0	0	0	3	0	0
AA-3191437	Ark Bermuda	0	1,909	0001	0	2,007	0	0	2,007	2,408	98	2,310	0	2,310	3	0	11
AA-3191435	Conduit Reinsurance Limited	0	3,215	0002	0	3,892	95	95	3,892	4,671	678	3,993	0	3,215	4	0	26
AA-1120191	Convex Insurance UK Ltd	0	156	0003	0	171	0	0	171	205	28	177	0	156	21	0	1
AA-3191400	Convex Re Limited	0	0		0	9	0	0	9	11	11	0	0	0	4	0	0
AA-1340028	DEVK Ruckversicherungs-und Beteiligungs-AG	0	334	0004	0	630	0	0	630	756	296	460	0	334	6	0	15
	Dual Commercial LLC (Tamesis Americas) o/b/o Allianz																
AA-1344102	Global Corporate & Specialty SE	0	35	0005	0	34	0	0	34	41	1	40	0	35	2	0	0
AA-1124129	Endurance Worldwide Insurance LTD	0	0		0	2	13	13	2	2	2	0	0	0	2	0	0
AA-3194101	Everest Reinsurance (Bermuda) Ltd	0	2,597	0006	0	3,178	0	0	3,178	3,814	581	3,232	0	2,597	2	0	13
AA-1780104	Hamilton Insurance DAC	0	73	0007	0	66	0	0	66	79	(1)	80	0	73	7	0	2
AA-3191190	Hamilton Re Bermuda	0	2,585	0008	0	3,332	14	14	3,332	3,998	747	3,252	0	2,585	4	0	22
AA-1460080	Helvetia Schweizerische Versicherungsgesellschaft AG	0	3,379	0009	0	3,963	9	9	3,963	4,755	584	4,171	0	3,379	6	0	95
AA-3190875	Hiscox Insurance Company (Bermuda) Limited	0	0		0	10	0	0	10	12	12	0	0	0	3	0	0
AA-1370048	Liberty Mutual Insurance Europe SE	0	1,749	0010	0	711	0	0	711	854	3	851	0	1,749	6	0	26

ANNUAL STATEMENT FOR THE YEAR 2022 OF THE Ascot Specialty Insurance Company

SCHEDULE F - PART 3 (Continued)

Ceded Reinsurance as of December 31, Current Year (\$000 Omitted)
(Credit Risk)

ID Number From Col. 1	Name of Reinsurer From Col. 3	Collateral				25 Total Funds Held, Payables & Collateral	26 Net Recoverable Net of Funds Held & Collateral	27 Applicable Sch. F Penalty (Col. 78)	Ceded Reinsurance Credit Risk								
		21 Multiple Beneficiary Trusts	22 Letters of Credit	23 Issuing or Confirming Bank Reference Number	24 Single Beneficiary Trusts & Other Allowable Collateral				28 Total Amount Recoverable from Reinsurers Less Penalty (Cols. 15-27)	29 Stressed Recoverable (Col. 28 * 120%)	30 Reinsurance Payable & Funds Held (Cols. 17+18+20; but not in excess of Col. 29)	31 Stressed Net Recoverable (Cols. 29-30)	32 Total Collateral (Cols. 21+22 + 24, not in Excess of Col. 31)	33 Stressed Net Recoverable Net of Collateral Offsets (Cols. 31-32)	34 Reinsurer Designation Equivalent	35 Credit Risk on Collateralized Recoverables (Col. 32 * Factor Applicable to Reinsurer Designation Equivalent in Col. 34)	36 Credit Risk on Un-collateralized Recoverables (Col. 33 * Factor Applicable to Reinsurer Designation Equivalent in Col. 34)
AA-1460019	MS Amlin AG (Bermuda)	0	0		0	26	0	0	26	31	31	0	0	0	3	0	0
AA-1340165	Munich Reinsurance Company	0	6,169	.0011	0	6,964	595	595	6,964	8,357	796	7,562	6,169	1,393	2	130	29
AA-3770038	Palms Insurance Company	0	3,881	.0012	0	4,013	1,305	1,305	4,013	4,815	132	4,683	3,881	803	3	109	22
AA-1780078	Partner Reinsurance Europe SE	0	138	.0013	0	35	0	0	35	42	21	21	0	0	2	0	0
AA-3191321	Sirius Bermuda Insurance Company	0	1,439	.0014	0	1,294	0	0	1,294	1,553	9	1,545	1,439	106	4	43	3
AA-1440076	Sirius International Insurance Corporation	0	204	.0015	0	200	0	0	200	240	35	204	204	1	4	6	0
AA-3191179	Third Point Reinsurance Company LTD	0	4,240	.0016	0	1,824	0	0	1,824	2,189	2	2,187	2,187	0	6	66	0
AA-3191432	Vantage Risk Ltd	0	1,784	.0017	0	2,409	180	180	2,409	2,891	625	2,266	1,784	482	4	54	16
2699999	Total Unauthorized - Other Non-U.S. Insurers	0	33,886	XXX	0	34,771	2,211	2,211	34,771	41,725	4,690	37,035	30,819	6,216	XXX	834	255
2899999	Total Unauthorized Excluding Protected Cells (Sum of 2299999, 2399999, 2499999, 2599999 and 2699999)	0	33,886	XXX	0	34,771	2,211	2,211	34,771	41,725	4,690	37,035	30,819	6,216	XXX	834	255
3299999	Total Certified - Affiliates - U.S. Non-Pool	0	0	XXX	0	0	0	0	XXX	XXX	XXX	XXX	XXX	XXX	XXX	XXX	XXX
3599999	Total Certified - Affiliates - Other (Non-U.S.)	0	0	XXX	0	0	0	0	0	0	0	0	0	0	XXX	0	0
3699999	Total Certified - Affiliates	0	0	XXX	0	0	0	0	0	0	0	0	0	0	XXX	0	0
CR-3194126	Arch Reinsurance Limited Bermuda	0	1,797	.0018	0	3,906	7,254	67	11,093	13,312	2,109	11,203	1,797	9,406	2	38	198
CR-3194130	Endurance Spec BDA	0	0		0	111	0	0	111	133	122	12	0	12	2	0	0
CR-1340125	Hannover RUECK SE	691	0		0	1,977	6,307	87	8,197	9,837	1,286	8,551	691	7,859	2	15	165
CR-1460019	MS Amlin AG	0	446	.0019	0	1,732	1,774	0	3,506	4,207	1,286	2,921	446	2,475	3	12	69
4099999	Total Certified - Other Non-U.S. Insurers	691	2,243	XXX	0	7,726	15,335	154	22,907	27,488	4,803	22,686	2,934	19,752	XXX	65	432
4299999	Total Certified Excluding Protected Cells (Sum of 3699999, 3799999, 3899999, 3999999 and 4099999)	691	2,243	XXX	0	7,726	15,335	154	22,907	27,488	4,803	22,686	2,934	19,752	XXX	65	432
4699999	Total Reciprocal Jurisdiction - Affiliates - U.S. Non-Pool	0	0	XXX	0	0	0	0	XXX	XXX	XXX	XXX	XXX	XXX	XXX	XXX	XXX
4999999	Total Reciprocal Jurisdiction - Affiliates - Other (Non-U.S.)	0	0	XXX	0	0	0	0	0	0	0	0	0	0	XXX	0	0
5099999	Total Reciprocal Jurisdiction - Affiliates	0	0	XXX	0	0	0	0	0	0	0	0	0	0	XXX	0	0
RJ-3191400	Convex Re Limited	0	0		0	18	31	0	49	59	18	41	0	41	4	0	1
5499999	Total Reciprocal Jurisdiction - Other Non-U.S. Insurers	0	0	XXX	0	18	31	0	49	59	18	41	0	41	XXX	0	1
5699999	Total Reciprocal Jurisdiction Excluding Protected Cells (Sum of 5099999, 5199999, 5299999, 5399999 and 5499999)	0	0	XXX	0	18	31	0	49	59	18	41	0	41	XXX	0	1
5799999	Total Authorized, Unauthorized, Reciprocal Jurisdiction and Certified Excluding Protected Cells (Sum of 1499999, 2899999, 4299999 and 5699999)	691	36,129	XXX	0	86,623	189,512	2,365	273,771	328,525	53,622	274,902	33,753	241,150	XXX	898	6,600
5899999	Total Protected Cells (Sum of 1399999, 2799999, 4199999 and 5599999)	0	0	XXX	0	0	0	0	XXX	XXX	XXX	XXX	XXX	XXX	XXX	XXX	XXX
9999999	Totals	691	36,129	XXX	0	86,623	189,512	2,365	273,771	328,525	53,622	274,902	33,753	241,150	XXX	898	6,600

ANNUAL STATEMENT FOR THE YEAR 2022 OF THE Ascot Specialty Insurance Company

SCHEDULE F - PART 3 (Continued)

Ceded Reinsurance as of December 31, Current Year (\$000 Omitted)

(Aging of Ceded Reinsurance)

ID Number From Col. 1	Name of Reinsurer From Col. 3	Reinsurance Recoverable on Paid Losses and Paid Loss Adjustment Expenses							44 Total Recoverable on Paid Losses & LAE Amounts in Dispute Included in Col. 43	45 Recoverable on Paid Losses & LAE Over 90 Days Past Due Amounts in Dispute Included in Cols. 40 & 41	46 Total Recoverable on Paid Losses & LAE Amounts Not in Dispute (Cols 43-44)	47 Recoverable on Paid Losses & LAE Over 90 Days Past Due Amounts Not in Dispute (Cols. 40 + 41 - 45)	48 Amounts Received Prior 90 Days	49 Percentage Overdue Col. 42/Col. 43	50 Percentage of Amounts More Than 90 Days Overdue Not in Dispute (Col. 47/(Cols. 46+48))	51 Percentage More Than 120 Days Overdue (Col. 41/ Col. 43)	52 Is the Amount in Col. 50 Less Than 20%? (Yes or No)	53 Amounts in Col. 47 for Reinsurers with Values Less Than 20% in Col. 50
		37 Current	38 Overdue				42 Total Overdue Cols. 38+39 +40+41	43 Total Due Cols. 37+42 (In total should equal Cols. 7+8)										
			1 - 29 Days	30 - 90 Days	91 - 120 Days	Over 120 Days												
0499999	Total Authorized - Affiliates - U.S. Non-Pool	0	0	0	0	0	0	0	0	0	0	0	0.0	0.0	0.0	XXX	0	
0799999	Total Authorized - Affiliates - Other (Non-U.S.)	0	0	0	0	0	0	0	0	0	0	0	0.0	0.0	0.0	XXX	0	
0899999	Total Authorized - Affiliates	0	0	0	0	0	0	0	0	0	0	0	0.0	0.0	0.0	XXX	0	
75-2816775	Alize o/b/o National Specialty Insurance Company	32	0	0	0	0	32	0	0	32	0	0	0.0	0.0	0.0	YES	0	
06-1182357	Allied World Insurance Company	544	0	0	0	0	544	0	0	544	0	0	0.0	0.0	0.0	YES	0	
06-1430254	Arch Reinsurance Company	7	0	0	0	0	7	0	0	7	0	0	0.0	0.0	0.0	YES	0	
75-2344200	Aspen American Insurance Company	0	0	0	0	0	0	0	0	0	0	0	0.0	0.0	0.0	YES	0	
51-0434766	Axis Reinsurance Company	547	0	0	0	0	547	0	0	547	0	0	0.0	0.0	0.0	YES	0	
47-0574325	Berkley Insurance Company	0	0	0	0	0	0	0	0	0	0	0	0.0	0.0	0.0	YES	0	
06-0237820	Chubb Tempest Re o/b/o ACE Property & Casualty Insurance	35	0	0	0	0	35	0	0	35	0	0	0.0	0.0	0.0	YES	0	
35-2293075	Endurance (SOMP0) Assurance Company	17	0	0	0	0	17	0	0	17	0	0	0.0	0.0	0.0	YES	0	
22-2005057	Everest Reinsurance Company	1	0	0	0	0	1	0	0	1	0	0	0.0	0.0	0.0	YES	0	
13-2673100	General Reinsurance Corporation	356	0	0	0	0	356	0	0	356	0	0	0.0	0.0	0.0	YES	0	
04-1543470	Liberty Mutual US	184	0	0	0	0	184	0	0	184	0	0	0.0	0.0	0.0	YES	0	
36-3101262	Markel Insurance Company	0	0	0	0	0	0	0	0	0	0	0	0.0	0.0	0.0	YES	0	
13-4924125	Munich Reinsurance America Inc	463	0	0	0	0	463	0	0	463	0	0	0.0	0.0	0.0	YES	0	
47-0698507	Odyssey Re	135	0	0	0	0	135	0	0	135	0	0	0.0	0.0	0.0	YES	0	
13-3031176	Partner Reinsurance Company of the U.S.	71	0	0	0	0	71	0	0	71	0	0	0.0	0.0	0.0	YES	0	
23-1641984	QBE Reinsurance Corporation	15	0	0	0	0	15	0	0	15	0	0	0.0	0.0	0.0	YES	0	
31-0542366	Radius (o/b/o Cincinnati Insurance Company)	52	0	0	0	0	52	0	0	52	0	0	0.0	0.0	0.0	YES	0	
52-1952955	Renaissance Reinsurance US Inc	48	0	0	0	0	48	0	0	48	0	0	0.0	0.0	0.0	YES	0	
43-0727872	Safety National Casualty Corporation	16	0	0	0	0	16	0	0	16	0	0	0.0	0.0	0.0	YES	0	
75-1444207	SCOR Reinsurance Company	0	0	0	0	0	0	0	0	0	0	0	0.0	0.0	0.0	YES	0	
13-1675535	Swiss Reinsurance America Corporation	505	0	0	0	0	505	0	0	505	0	0	0.0	0.0	0.0	YES	0	
95-3187355	Tamesis/DUAL Corporate Risks o/b/o: Allianz Global Risks US Insurance Company	613	0	0	0	0	613	0	0	613	0	0	0.0	0.0	0.0	YES	0	
13-2918573	TOA Reinsurance Company of America	11	0	0	0	0	11	0	0	11	0	0	0.0	0.0	0.0	YES	0	
13-5616275	Transatlantic Reinsurance Company	385	0	0	0	0	385	0	0	385	0	0	0.0	0.0	0.0	YES	0	
06-0566050	Travelers Indemnity Company (The)	0	0	0	0	0	0	0	0	0	0	0	0.0	0.0	0.0	YES	0	
13-1290712	XL Reinsurance America Inc.	0	0	0	0	0	0	0	0	0	0	0	0.0	0.0	0.0	YES	0	
0999999	Total Authorized - Other U.S. Unaffiliated Insurers	4,037	0	0	0	0	4,037	0	0	4,037	0	0	0.0	0.0	0.0	XXX	0	
AA-1127225	AEGIS London (o/b/o Syndicate 1225 AES)	0	0	0	0	0	0	0	0	0	0	0	0.0	0.0	0.0	YES	0	
AA-1120337	Aspen Insurance UK Ltd.	20	0	0	0	0	20	0	0	20	0	0	0.0	0.0	0.0	YES	0	
AA-3191289	Fidelis Insurance Bermuda Limited	0	0	0	0	0	0	0	0	0	0	0	0.0	0.0	0.0	YES	0	
AA-3190060	Hannover Re Bermuda	0	0	0	0	0	0	0	0	0	0	0	0.0	0.0	0.0	YES	0	
AA-3190871	Lancashire Insurance Company Limited	9	0	0	0	0	9	0	0	9	0	0	0.0	0.0	0.0	YES	0	
AA-1127084	Lloyd's Syndicate Number 1084 (Chaucer)	888	0	0	0	0	888	0	0	888	0	0	0.0	0.0	0.0	YES	0	
AA-1120085	Lloyd's Syndicate Number 1274 (1274 Antares)	1,158	0	0	0	0	1,158	0	0	1,158	0	0	0.0	0.0	0.0	YES	0	
AA-1127301	Lloyd's Syndicate Number 1301 (Starstone)	0	0	0	0	0	0	0	0	0	0	0	0.0	0.0	0.0	YES	0	
AA-1120157	Lloyd's Syndicate Number 1729 (Dale Underwriting Partners)	0	0	0	0	0	0	0	0	0	0	0	0.0	0.0	0.0	YES	0	
AA-1120083	Lloyd's Syndicate Number 1910 (Ariel Re)	29	0	0	0	0	29	0	0	29	0	0	0.0	0.0	0.0	YES	0	

ANNUAL STATEMENT FOR THE YEAR 2022 OF THE Ascot Specialty Insurance Company

SCHEDULE F - PART 3 (Continued)

Ceded Reinsurance as of December 31, Current Year (\$000 Omitted)
(Aging of Ceded Reinsurance)

ID Number From Col. 1	Name of Reinsurer From Col. 3	Reinsurance Recoverable on Paid Losses and Paid Loss Adjustment Expenses						44 Total Recoverable on Paid Losses & LAE Amounts in Dispute Included in Col. 43	45 Recoverable on Paid Losses & LAE Over 90 Days Past Due Amounts Included in Cols. 40 & 41	46 Total Recoverable on Paid Losses & LAE Amounts Not in Dispute (Cols 43-44)	47 Recoverable on Paid Losses & LAE Over 90 Days Past Due Amounts Not in Dispute (Cols. 40 + 41 - 45)	48 Amounts Received Prior 90 Days	49 Percentage Overdue Col. 42/Col. 43	50 Percentage of Amounts More Than 90 Days Overdue Not in Dispute (Col. 47/(Cols. 46+48))	51 Percentage More Than 120 Days Overdue (Col. 41/ Col. 43)	52 Is the Amount in Col. 50 Less Than 20%? (Yes or No)	53 Amounts in Col. 47 for Reinsurers with Values Less Than 20% in Col. 50
		37 Current	Overdue				43 Total Due Cols. 37+42 (In total should equal Cols. 7+8)										
			38 1 - 29 Days	39 30 - 90 Days	40 91 - 120 Days	41 Over 120 Days											
AA-1128001	Lloyd's Syndicate Number 2001 (MS Amlin)	0	0	0	0	0	0	0	0	0	0	0.0	0.0	0.0	0.0	YES	0
AA-1128003	Lloyd's Syndicate Number 2003 XLC	469	0	0	0	0	469	0	0	469	0	0.0	0.0	0.0	0.0	YES	0
AA-1128010	Lloyd's Syndicate Number 2010 (Lancashire MMX)	0	0	0	0	0	0	0	0	0	0	0.0	0.0	0.0	0.0	YES	0
AA-1128623	Lloyd's Syndicate Number 2623 (Beazley)	0	0	0	0	0	0	0	0	0	0	0.0	0.0	0.0	0.0	YES	0
AA-1120182	Lloyd's Syndicate Number 2689 (Chord Re Ltd)	0	0	0	0	0	0	0	0	0	0	0.0	0.0	0.0	0.0	YES	0
AA-1128791	Lloyd's Syndicate Number 2791 (MAP)	0	0	0	0	0	0	0	0	0	0	0.0	0.0	0.0	0.0	YES	0
AA-1128987	Lloyd's Syndicate Number 2987	3	0	0	0	0	3	0	0	3	0	0.0	0.0	0.0	0.0	YES	0
AA-1120179	Lloyd's Syndicate Number 2988	0	0	0	0	0	0	0	0	0	0	0.0	0.0	0.0	0.0	YES	0
AA-1126033	Lloyd's Syndicate Number 33 (Hiscox)	0	0	0	0	0	0	0	0	0	0	0.0	0.0	0.0	0.0	YES	0
AA-1120113	Lloyd's Syndicate Number 3334 HAM	5	0	0	0	0	5	0	0	5	0	0.0	0.0	0.0	0.0	YES	0
AA-1126005	Lloyd's Syndicate Number 4000 (HAM)	0	0	0	0	0	0	0	0	0	0	0.0	0.0	0.0	0.0	YES	0
AA-1120075	Lloyd's Syndicate Number 4020 (Ark)	0	0	0	0	0	0	0	0	0	0	0.0	0.0	0.0	0.0	YES	0
AA-1120982	Lloyd's Syndicate Number 4141 (HCC)	0	0	0	0	0	0	0	0	0	0	0.0	0.0	0.0	0.0	YES	0
AA-1120067	Lloyd's Syndicate Number 4242 (Chord Re Ltd)	0	0	0	0	0	0	0	0	0	0	0.0	0.0	0.0	0.0	YES	0
AA-1126004	Lloyd's Syndicate Number 4444 (Canopus)	0	0	0	0	0	0	0	0	0	0	0.0	0.0	0.0	0.0	YES	0
AA-1126006	Lloyd's Syndicate Number 4472 (Liberty)	0	0	0	0	0	0	0	0	0	0	0.0	0.0	0.0	0.0	YES	0
AA-1126510	Lloyd's Syndicate Number 510 & 1880 (Tokio Marine)	0	0	0	0	0	0	0	0	0	0	0.0	0.0	0.0	0.0	YES	0
AA-1120181	Lloyd's Syndicate Number 5886 (Blenheim)	0	0	0	0	0	0	0	0	0	0	0.0	0.0	0.0	0.0	YES	0
AA-1126623	Lloyd's Syndicate Number 623 (Beazley)	0	0	0	0	0	0	0	0	0	0	0.0	0.0	0.0	0.0	YES	0
AA-3190339	Renaissance Reinsurance Ltd	12	0	0	0	0	12	0	0	12	0	0.0	0.0	0.0	0.0	YES	0
AA-3190870	Validus Re	748	0	0	0	0	748	0	0	748	0	0.0	0.0	0.0	0.0	YES	0
AA-1460006	Validus Re Switzerland	0	0	0	0	0	0	0	0	0	0	0.0	0.0	0.0	0.0	YES	0
1299999	Total Authorized - Other Non-U.S. Insurers	3,342	0	0	0	0	3,342	0	0	3,342	0	0.0	0.0	0.0	0.0	XXX	0
1499999	Total Authorized Excluding Protected Cells (Sum of 0899999, 0999999, 1099999, 1199999 and 1299999)	7,379	0	0	0	0	7,379	0	0	7,379	0	0.0	0.0	0.0	0.0	XXX	0
1899999	Total Unauthorized - Affiliates - U.S. Non-Pool	0	0	0	0	0	0	0	0	0	0	0.0	0.0	0.0	0.0	XXX	0
2199999	Total Unauthorized - Affiliates - Other (Non-U.S.)	0	0	0	0	0	0	0	0	0	0	0.0	0.0	0.0	0.0	XXX	0
2299999	Total Unauthorized - Affiliates	0	0	0	0	0	0	0	0	0	0	0.0	0.0	0.0	0.0	XXX	0
AA-1120187	American International Group UK Limited	0	0	0	0	0	0	0	0	0	0	0.0	0.0	0.0	0.0	YES	0
AA-3191437	Ark Bermuda	297	0	0	0	0	297	0	0	297	0	0.0	0.0	0.0	0.0	YES	0
AA-3191435	Conduit Reinsurance Limited	1	0	0	0	0	1	0	0	1	0	0.0	0.0	0.0	0.0	YES	0
AA-1120191	Convex Insurance UK Ltd	156	0	0	0	0	156	0	0	156	0	0.0	0.0	0.0	0.0	YES	0
AA-3191400	Convex Re Limited	0	0	0	0	0	0	0	0	0	0	0.0	0.0	0.0	0.0	YES	0
AA-1340028	DEVK Rückversicherungs-und Beteiligungs-AG Dual Commercial LLC (Tamesis Americas) o/b/o	0	0	0	0	0	0	0	0	0	0	0.0	0.0	0.0	0.0	YES	0
AA-1344102	Allianz Global Corporate & Specialty SE	22	0	0	0	0	22	0	0	22	0	0.0	0.0	0.0	0.0	YES	0
AA-1124129	Endurance Worldwide Insurance LTD	0	0	0	0	0	0	0	0	0	0	0.0	0.0	0.0	0.0	YES	0
AA-3194101	Everest Reinsurance (Bermuda) Ltd	0	0	0	0	0	0	0	0	0	0	0.0	0.0	0.0	0.0	YES	0
AA-1780104	Hamilton Insurance DAC	1	0	0	0	0	1	0	0	1	0	0.0	0.0	0.0	0.0	YES	0
AA-3191190	Hamilton Re Bermuda	9	0	0	0	0	9	0	0	9	0	0.0	0.0	0.0	0.0	YES	0
AA-1460080	Helvetia Schweizerische Versicherungsgesellschaft AG	8	0	0	0	0	8	0	0	8	0	0.0	0.0	0.0	0.0	YES	0

ANNUAL STATEMENT FOR THE YEAR 2022 OF THE Ascot Specialty Insurance Company

SCHEDULE F - PART 3 (Continued)

Ceded Reinsurance as of December 31, Current Year (\$000 Omitted)

(Aging of Ceded Reinsurance)

ID Number From Col. 1	Name of Reinsurer From Col. 3	Reinsurance Recoverable on Paid Losses and Paid Loss Adjustment Expenses						44 Total Recoverable on Paid Losses & LAE Amounts in Dispute Included in Col. 43	45 Recoverable on Paid Losses & LAE Over 90 Days Past Due Amounts Included in Cols. 40 & 41	46 Total Recoverable on Paid Losses & LAE Amounts Not in Dispute (Cols 43-44)	47 Recoverable on Paid Losses & LAE Over 90 Days Past Due Amounts Not in Dispute (Cols. 40 + 41 - 45)	48 Amounts Received Prior 90 Days	49 Percentage Overdue Col. 42/Col. 43	50 Percentage of Amounts More Than 90 Days Overdue Not in Dispute (Col. 47/(Cols. 46+48))	51 Percentage More Than 120 Days Overdue (Col. 41/ Col. 43)	52 Is the Amount in Col. 50 Less Than 20%? (Yes or No)	53 Amounts in Col. 47 for Reinsurers with Values Less Than 20% in Col. 50
		37	Overdue				43 Total Due Cols. 37+42 (In total should equal Cols. 7+8)										
		Current	38 1 - 29 Days	39 30 - 90 Days	40 91 - 120 Days	41 Over 120 Days											
AA-3190875	Hiscox Insurance Company (Bermuda) Limited	0	0	0	0	0	0	0	0	0	0	0.0	0.0	0.0	0.0	YES	0
AA-1370048	Liberty Mutual Insurance Europe SE	30	0	0	0	0	30	0	0	30	0	0	0.0	0.0	0.0	YES	0
AA-1460019	MS Amlin AG (Bermuda)	0	0	0	0	0	0	0	0	0	0	0.0	0.0	0.0	0.0	YES	0
AA-1340165	Munich Reinsurance Company	0	0	0	0	0	0	0	0	0	0	0.0	0.0	0.0	0.0	YES	0
AA-3770038	Palms Insurance Company	2	0	0	0	0	2	0	0	2	0	0	0.0	0.0	0.0	YES	0
AA-1780078	Partner Reinsurance Europe SE	0	0	0	0	0	0	0	0	0	0	0.0	0.0	0.0	0.0	YES	0
AA-3191321	Sirius Bermuda Insurance Company	3	0	0	0	0	3	0	0	3	0	0	0.0	0.0	0.0	YES	0
AA-1440076	Sirius International Insurance Corporation	0	0	0	0	0	0	0	0	0	0	0.0	0.0	0.0	0.0	YES	0
AA-3191179	Third Point Reinsurance Company LTD	294	0	0	0	0	294	0	0	294	0	0	0.0	0.0	0.0	YES	0
AA-3191432	Vantage Risk Ltd	1	0	0	0	0	1	0	0	1	0	0	0.0	0.0	0.0	YES	0
2699999	Total Unauthorized - Other Non-U.S. Insurers	824	0	0	0	0	824	0	0	824	0	0	0.0	0.0	0.0	XXX	0
2899999	Total Unauthorized Excluding Protected Cells (Sum of 2299999, 2399999, 2499999, 2599999 and 2699999)	824	0	0	0	0	824	0	0	824	0	0	0.0	0.0	0.0	XXX	0
3299999	Total Certified - Affiliates - U.S. Non-Pool	0	0	0	0	0	0	0	0	0	0	0.0	0.0	0.0	0.0	XXX	0
3599999	Total Certified - Affiliates - Other (Non-U.S.)	0	0	0	0	0	0	0	0	0	0	0.0	0.0	0.0	0.0	XXX	0
3699999	Total Certified - Affiliates	0	0	0	0	0	0	0	0	0	0	0.0	0.0	0.0	0.0	XXX	0
CR-3194126	Arch Reinsurance Limited Bermuda	0	0	0	0	0	0	0	0	0	0	0.0	0.0	0.0	0.0	YES	0
CR-3194130	Endurance Spec BDA	41	0	0	0	0	41	0	0	41	0	0	0.0	0.0	0.0	YES	0
CR-1340125	Hannover RUECK SE	368	0	0	0	0	368	0	0	368	0	0	0.0	0.0	0.0	YES	0
CR-1460019	MS Amlin AG	0	0	0	0	0	0	0	0	0	0	0.0	0.0	0.0	0.0	YES	0
4099999	Total Certified - Other Non-U.S. Insurers	409	0	0	0	0	409	0	0	409	0	0	0.0	0.0	0.0	XXX	0
4299999	Total Certified Excluding Protected Cells (Sum of 3699999, 3799999, 3899999, 3999999 and 4099999)	409	0	0	0	0	409	0	0	409	0	0	0.0	0.0	0.0	XXX	0
4699999	Total Reciprocal Jurisdiction - Affiliates - U.S. Non-Pool	0	0	0	0	0	0	0	0	0	0	0.0	0.0	0.0	0.0	XXX	0
4999999	Total Reciprocal Jurisdiction - Affiliates - Other (Non-U.S.)	0	0	0	0	0	0	0	0	0	0	0.0	0.0	0.0	0.0	XXX	0
5099999	Total Reciprocal Jurisdiction - Affiliates	0	0	0	0	0	0	0	0	0	0	0.0	0.0	0.0	0.0	XXX	0
RJ-3191400	Convex Re Limited	0	0	0	0	0	0	0	0	0	0	0.0	0.0	0.0	0.0	YES	0
5499999	Total Reciprocal Jurisdiction - Other Non-U.S. Insurers	0	0	0	0	0	0	0	0	0	0	0.0	0.0	0.0	0.0	XXX	0
5699999	Total Reciprocal Jurisdiction Excluding Protected Cells (Sum of 5099999, 5199999, 5299999, 5399999 and 5499999)	0	0	0	0	0	0	0	0	0	0	0.0	0.0	0.0	0.0	XXX	0
5799999	Total Authorized, Unauthorized, Reciprocal Jurisdiction and Certified Excluding Protected Cells (Sum of 1499999, 2899999, 4299999 and 5699999)	8,612	0	0	0	0	8,612	0	0	8,612	0	0	0.0	0.0	0.0	XXX	0
5899999	Total Protected Cells (Sum of 1399999, 2799999, 4199999 and 5599999)	0	0	0	0	0	0	0	0	0	0	0.0	0.0	0.0	0.0	XXX	0
9999999	Totals	8,612	0	0	0	0	8,612	0	0	8,612	0	0	0.0	0.0	0.0	XXX	0

ANNUAL STATEMENT FOR THE YEAR 2022 OF THE Ascot Specialty Insurance Company

SCHEDULE F - PART 3 (Continued)

Ceded Reinsurance as of December 31, Current Year (\$000 Omitted)
(Provision for Reinsurance for Certified Reinsurers)

ID Number From Col. 1	Name of Reinsurer From Col. 3	Provision for Certified Reinsurance													Complete if Col. 52 = "No"; Otherwise Enter 0			69 Provision for Overdue Reinsurance Ceded to Certified Reinsurers (Greater of [Col. 62 + Col. 65] or Col.68; not to Exceed Col. 63)
		54	55	56	57	58	59	60	61	62	63	64	65	66	67	68		
		Certified Reinsurer Rating (1 through 6)	Effective Date of Certified Reinsurer Rating	Percent Collateral Required for Full Credit (0% through 100%)	Catastrophe Recoverables Qualifying for Collateral Deferral	Net Recoverables Subject to Collateral Requirements for Full Credit (Col. 19 - Col. 57)	Dollar Amount of Collateral Required (Col. 56 * Col. 58)	Percent of Collateral Provided for Net Recoverables Subject to Collateral Requirements ([Col. 20 + Col. 22 + Col. 24] / Col. 58)	Percent Credit Allowed on Net Recoverables Subject to Collateral Requirements (Col. 60 / Col. 56, not to exceed 100%)	20% of Recoverable on Paid Losses & LAE Over 90 Days Past Due Amounts in Dispute (Col. 45 * 20%)	Amount of Credit Allowed for Net Recoverables (Col. 57 + [Col. 58 * Col. 61])	Provision for Reinsurance with Certified Reinsurers Due to Collateral Deficiency (Col. 19 - Col. 63)	20% of Recoverable on Paid Losses & LAE Over 90 Days Past Due Amounts Not in Dispute (Col. 47 * 20%)	Total Collateral Provided (Col. 20 + Col. 22 + Col. 24, not to Exceed Col. 63)	Net Unsecured Recoverable for Which Credit is Allowed (Col. 63 - Col. 66)	20% of Amount in Col. 67		
0499999. Total Authorized - Affiliates - U.S. Non-Pool		XXX	XXX	XXX	XXX	XXX	XXX	XXX	XXX	XXX	XXX	XXX	XXX	XXX	XXX	XXX	XXX	
0799999. Total Authorized - Affiliates - Other (Non-U.S.)		XXX	XXX	XXX	XXX	XXX	XXX	XXX	XXX	XXX	XXX	XXX	XXX	XXX	XXX	XXX	XXX	
0899999. Total Authorized - Affiliates		XXX	XXX	XXX	XXX	XXX	XXX	XXX	XXX	XXX	XXX	XXX	XXX	XXX	XXX	XXX	XXX	
75-2816775	Alize o/b/o National Specialty Insurance Company	XXX	XXX	XXX	XXX	XXX	XXX	XXX	XXX	XXX	XXX	XXX	XXX	XXX	XXX	XXX	XXX	
06-1182357	Allied World Insurance Company	XXX	XXX	XXX	XXX	XXX	XXX	XXX	XXX	XXX	XXX	XXX	XXX	XXX	XXX	XXX	XXX	
06-1430254	Arch Reinsurance Company	XXX	XXX	XXX	XXX	XXX	XXX	XXX	XXX	XXX	XXX	XXX	XXX	XXX	XXX	XXX	XXX	
75-2344200	Aspen American Insurance Company	XXX	XXX	XXX	XXX	XXX	XXX	XXX	XXX	XXX	XXX	XXX	XXX	XXX	XXX	XXX	XXX	
51-0434766	Axis Reinsurance Company	XXX	XXX	XXX	XXX	XXX	XXX	XXX	XXX	XXX	XXX	XXX	XXX	XXX	XXX	XXX	XXX	
47-0574325	Berkley Insurance Company	XXX	XXX	XXX	XXX	XXX	XXX	XXX	XXX	XXX	XXX	XXX	XXX	XXX	XXX	XXX	XXX	
	Chubb Tempest Re o/b/o ACE Property & Casualty Insurance	XXX	XXX	XXX	XXX	XXX	XXX	XXX	XXX	XXX	XXX	XXX	XXX	XXX	XXX	XXX	XXX	
06-0237820	Endurance (SOMPO) Assurance Company	XXX	XXX	XXX	XXX	XXX	XXX	XXX	XXX	XXX	XXX	XXX	XXX	XXX	XXX	XXX	XXX	
35-2293075	Everest Reinsurance Company	XXX	XXX	XXX	XXX	XXX	XXX	XXX	XXX	XXX	XXX	XXX	XXX	XXX	XXX	XXX	XXX	
22-2005057	General Reinsurance Corporation	XXX	XXX	XXX	XXX	XXX	XXX	XXX	XXX	XXX	XXX	XXX	XXX	XXX	XXX	XXX	XXX	
13-2673100	Liberty Mutual US	XXX	XXX	XXX	XXX	XXX	XXX	XXX	XXX	XXX	XXX	XXX	XXX	XXX	XXX	XXX	XXX	
04-1543470	Markel Insurance Company	XXX	XXX	XXX	XXX	XXX	XXX	XXX	XXX	XXX	XXX	XXX	XXX	XXX	XXX	XXX	XXX	
36-3101262	Munich Reinsurance America Inc	XXX	XXX	XXX	XXX	XXX	XXX	XXX	XXX	XXX	XXX	XXX	XXX	XXX	XXX	XXX	XXX	
13-4924125	Odyssey Re	XXX	XXX	XXX	XXX	XXX	XXX	XXX	XXX	XXX	XXX	XXX	XXX	XXX	XXX	XXX	XXX	
47-0698507	Partner Reinsurance Company of the U.S.	XXX	XXX	XXX	XXX	XXX	XXX	XXX	XXX	XXX	XXX	XXX	XXX	XXX	XXX	XXX	XXX	
13-3031176	QBE Reinsurance Corporation	XXX	XXX	XXX	XXX	XXX	XXX	XXX	XXX	XXX	XXX	XXX	XXX	XXX	XXX	XXX	XXX	
23-1641984	Radius (o/b/o Cincinnati Insurance Company)	XXX	XXX	XXX	XXX	XXX	XXX	XXX	XXX	XXX	XXX	XXX	XXX	XXX	XXX	XXX	XXX	
31-0542366	Renaissance Reinsurance US Inc	XXX	XXX	XXX	XXX	XXX	XXX	XXX	XXX	XXX	XXX	XXX	XXX	XXX	XXX	XXX	XXX	
52-1952955	Safety National Casualty Corporation	XXX	XXX	XXX	XXX	XXX	XXX	XXX	XXX	XXX	XXX	XXX	XXX	XXX	XXX	XXX	XXX	
43-0727872	SCOR Reinsurance Company	XXX	XXX	XXX	XXX	XXX	XXX	XXX	XXX	XXX	XXX	XXX	XXX	XXX	XXX	XXX	XXX	
75-1444207	Swiss Reinsurance America Corporation	XXX	XXX	XXX	XXX	XXX	XXX	XXX	XXX	XXX	XXX	XXX	XXX	XXX	XXX	XXX	XXX	
13-1675535	Tamesis/DUAL Corporate Risks o/b/o: Allianz Global Risks	XXX	XXX	XXX	XXX	XXX	XXX	XXX	XXX	XXX	XXX	XXX	XXX	XXX	XXX	XXX	XXX	
95-3187355	US Insurance Company	XXX	XXX	XXX	XXX	XXX	XXX	XXX	XXX	XXX	XXX	XXX	XXX	XXX	XXX	XXX	XXX	
13-2918573	TOA Reinsurance Company of America	XXX	XXX	XXX	XXX	XXX	XXX	XXX	XXX	XXX	XXX	XXX	XXX	XXX	XXX	XXX	XXX	
13-5616275	Transatlantic Reinsurance Company	XXX	XXX	XXX	XXX	XXX	XXX	XXX	XXX	XXX	XXX	XXX	XXX	XXX	XXX	XXX	XXX	
06-0566050	Travelers Indemnity Company (The)	XXX	XXX	XXX	XXX	XXX	XXX	XXX	XXX	XXX	XXX	XXX	XXX	XXX	XXX	XXX	XXX	
13-1290712	XL Reinsurance America Inc.	XXX	XXX	XXX	XXX	XXX	XXX	XXX	XXX	XXX	XXX	XXX	XXX	XXX	XXX	XXX	XXX	
0999999. Total Authorized - Other U.S. Unaffiliated Insurers		XXX	XXX	XXX	XXX	XXX	XXX	XXX	XXX	XXX	XXX	XXX	XXX	XXX	XXX	XXX	XXX	
AA-1127225	AEGIS London (o/b/o Syndicate 1225 AES)	XXX	XXX	XXX	XXX	XXX	XXX	XXX	XXX	XXX	XXX	XXX	XXX	XXX	XXX	XXX	XXX	
AA-1120337	Aspen Insurance UK Ltd.	XXX	XXX	XXX	XXX	XXX	XXX	XXX	XXX	XXX	XXX	XXX	XXX	XXX	XXX	XXX	XXX	
AA-3191289	Fidelis Insurance Bermuda Limited	XXX	XXX	XXX	XXX	XXX	XXX	XXX	XXX	XXX	XXX	XXX	XXX	XXX	XXX	XXX	XXX	
AA-3190060	Hannover Re Bermuda	XXX	XXX	XXX	XXX	XXX	XXX	XXX	XXX	XXX	XXX	XXX	XXX	XXX	XXX	XXX	XXX	
AA-3190871	Lancashire Insurance Company Limited	XXX	XXX	XXX	XXX	XXX	XXX	XXX	XXX	XXX	XXX	XXX	XXX	XXX	XXX	XXX	XXX	
AA-1127084	Lloyd's Syndicate Number 1084 (Chaucer)	XXX	XXX	XXX	XXX	XXX	XXX	XXX	XXX	XXX	XXX	XXX	XXX	XXX	XXX	XXX	XXX	
AA-1120085	Lloyd's Syndicate Number 1274 (1274 Antares)	XXX	XXX	XXX	XXX	XXX	XXX	XXX	XXX	XXX	XXX	XXX	XXX	XXX	XXX	XXX	XXX	
AA-1127301	Lloyd's Syndicate Number 1301 (Starstone)	XXX	XXX	XXX	XXX	XXX	XXX	XXX	XXX	XXX	XXX	XXX	XXX	XXX	XXX	XXX	XXX	
AA-1120157	Lloyd's Syndicate Number 1729 (Dale Underwriting Partners)	XXX	XXX	XXX	XXX	XXX	XXX	XXX	XXX	XXX	XXX	XXX	XXX	XXX	XXX	XXX	XXX	

ANNUAL STATEMENT FOR THE YEAR 2022 OF THE Ascot Specialty Insurance Company

SCHEDULE F - PART 3 (Continued)

Ceded Reinsurance as of December 31, Current Year (\$000 Omitted)
(Provision for Reinsurance for Certified Reinsurers)

ID Number From Col. 1	Name of Reinsurer From Col. 3	Provision for Certified Reinsurance													Complete if Col. 52 = "No"; Otherwise Enter 0			69 Provision for Overdue Reinsurance Ceded to Certified Reinsurers (Greater of [Col. 62 + Col. 65] or Col.68; not to Exceed Col. 63)
		54	55	56	57	58	59	60	61	62	63	64	65	66	67	68		
		Certified Reinsurer Rating (1 through 6)	Effective Date of Certified Reinsurer Rating	Percent Collateral Required for Full Credit (0% through 100%)	Catastrophe Recoverables Qualifying for Collateral Deferral	Net Recoverables Subject to Collateral Requirements for Full Credit (Col. 19 - Col. 57)	Dollar Amount of Collateral Required (Col. 56 * Col. 58)	Percent of Collateral Provided for Net Recoverables Subject to Collateral Requirements ([Col. 20 + Col. 21 + Col. 24] / Col. 58)	Percent Credit Allowed on Net Recoverables Subject to Collateral Requirements (Col. 60 / Col. 56, not to exceed 100%)	20% of Recoverable on Paid Losses & LAE Over 90 Days Past Due Amounts in Dispute (Col. 45 * 20%)	Amount of Credit Allowed for Net Recoverables (Col. 57 + [Col. 58 * Col. 61])	Provision for Reinsurance with Certified Reinsurers Due to Collateral Deficiency (Col. 19 - Col. 63)	20% of Recoverable on Paid Losses & LAE Over 90 Days Past Due Amounts Not in Dispute (Col. 47 * 20%)	Total Collateral Provided (Col. 20 + Col. 21 + Col. 24, not to Exceed Col. 63)	Net Unsecured Recoverable for Which Credit is Allowed (Col. 63 - Col. 66)	20% of Amount in Col. 67		
AA-1120083	Lloyd's Syndicate Number 1910 (Ariel Re)	XXX	XXX	XXX	XXX	XXX	XXX	XXX	XXX	XXX	XXX	XXX	XXX	XXX	XXX	XXX	XXX	
AA-1128001	Lloyd's Syndicate Number 2001 (MS Amlin)	XXX	XXX	XXX	XXX	XXX	XXX	XXX	XXX	XXX	XXX	XXX	XXX	XXX	XXX	XXX	XXX	
AA-1128003	Lloyd's Syndicate Number 2003 XLC	XXX	XXX	XXX	XXX	XXX	XXX	XXX	XXX	XXX	XXX	XXX	XXX	XXX	XXX	XXX	XXX	
AA-1128010	Lloyd's Syndicate Number 2010 (Lancashire MMX)	XXX	XXX	XXX	XXX	XXX	XXX	XXX	XXX	XXX	XXX	XXX	XXX	XXX	XXX	XXX	XXX	
AA-1128623	Lloyd's Syndicate Number 2623 (Beazley)	XXX	XXX	XXX	XXX	XXX	XXX	XXX	XXX	XXX	XXX	XXX	XXX	XXX	XXX	XXX	XXX	
AA-1120182	Lloyd's Syndicate Number 2689 (Chord Re Ltd)	XXX	XXX	XXX	XXX	XXX	XXX	XXX	XXX	XXX	XXX	XXX	XXX	XXX	XXX	XXX	XXX	
AA-1128791	Lloyd's Syndicate Number 2791 (MAP)	XXX	XXX	XXX	XXX	XXX	XXX	XXX	XXX	XXX	XXX	XXX	XXX	XXX	XXX	XXX	XXX	
AA-1128987	Lloyd's Syndicate Number 2987	XXX	XXX	XXX	XXX	XXX	XXX	XXX	XXX	XXX	XXX	XXX	XXX	XXX	XXX	XXX	XXX	
AA-1120179	Lloyd's Syndicate Number 2988	XXX	XXX	XXX	XXX	XXX	XXX	XXX	XXX	XXX	XXX	XXX	XXX	XXX	XXX	XXX	XXX	
AA-1126033	Lloyd's Syndicate Number 33 (Hiscox)	XXX	XXX	XXX	XXX	XXX	XXX	XXX	XXX	XXX	XXX	XXX	XXX	XXX	XXX	XXX	XXX	
AA-1120113	Lloyd's Syndicate Number 3334 HAM	XXX	XXX	XXX	XXX	XXX	XXX	XXX	XXX	XXX	XXX	XXX	XXX	XXX	XXX	XXX	XXX	
AA-1126005	Lloyd's Syndicate Number 4000 (HAM)	XXX	XXX	XXX	XXX	XXX	XXX	XXX	XXX	XXX	XXX	XXX	XXX	XXX	XXX	XXX	XXX	
AA-1120075	Lloyd's Syndicate Number 4020 (Ark)	XXX	XXX	XXX	XXX	XXX	XXX	XXX	XXX	XXX	XXX	XXX	XXX	XXX	XXX	XXX	XXX	
AA-1120982	Lloyd's Syndicate Number 4141 (HCC)	XXX	XXX	XXX	XXX	XXX	XXX	XXX	XXX	XXX	XXX	XXX	XXX	XXX	XXX	XXX	XXX	
AA-1120067	Lloyd's Syndicate Number 4242 (Chord Re Ltd)	XXX	XXX	XXX	XXX	XXX	XXX	XXX	XXX	XXX	XXX	XXX	XXX	XXX	XXX	XXX	XXX	
AA-1126004	Lloyd's Syndicate Number 4444 (Canopus)	XXX	XXX	XXX	XXX	XXX	XXX	XXX	XXX	XXX	XXX	XXX	XXX	XXX	XXX	XXX	XXX	
AA-1126006	Lloyd's Syndicate Number 4472 (Liberty)	XXX	XXX	XXX	XXX	XXX	XXX	XXX	XXX	XXX	XXX	XXX	XXX	XXX	XXX	XXX	XXX	
AA-1126510	Lloyd's Syndicate Number 510 & 1880 (Tokio Marine)	XXX	XXX	XXX	XXX	XXX	XXX	XXX	XXX	XXX	XXX	XXX	XXX	XXX	XXX	XXX	XXX	
AA-1120181	Lloyd's Syndicate Number 5886 (Blenheim)	XXX	XXX	XXX	XXX	XXX	XXX	XXX	XXX	XXX	XXX	XXX	XXX	XXX	XXX	XXX	XXX	
AA-1126623	Lloyd's Syndicate Number 623 (Beazley)	XXX	XXX	XXX	XXX	XXX	XXX	XXX	XXX	XXX	XXX	XXX	XXX	XXX	XXX	XXX	XXX	
AA-3190339	Renaissance Reinsurance Ltd	XXX	XXX	XXX	XXX	XXX	XXX	XXX	XXX	XXX	XXX	XXX	XXX	XXX	XXX	XXX	XXX	
AA-3190870	Validus Re	XXX	XXX	XXX	XXX	XXX	XXX	XXX	XXX	XXX	XXX	XXX	XXX	XXX	XXX	XXX	XXX	
AA-1460006	Validus Re Switzerland	XXX	XXX	XXX	XXX	XXX	XXX	XXX	XXX	XXX	XXX	XXX	XXX	XXX	XXX	XXX	XXX	
1299999	Total Authorized - Other Non-U.S. Insurers			XXX	XXX	XXX	XXX	XXX	XXX	XXX	XXX	XXX	XXX	XXX	XXX	XXX	XXX	
1499999	Total Authorized Excluding Protected Cells (Sum of 0899999, 0999999, 1099999, 1199999 and 1299999)			XXX	XXX	XXX	XXX	XXX	XXX	XXX	XXX	XXX	XXX	XXX	XXX	XXX	XXX	
1899999	Total Unauthorized - Affiliates - U.S. Non-Pool			XXX	XXX	XXX	XXX	XXX	XXX	XXX	XXX	XXX	XXX	XXX	XXX	XXX	XXX	
2199999	Total Unauthorized - Affiliates - Other (Non-U.S.)			XXX	XXX	XXX	XXX	XXX	XXX	XXX	XXX	XXX	XXX	XXX	XXX	XXX	XXX	
2299999	Total Unauthorized - Affiliates			XXX	XXX	XXX	XXX	XXX	XXX	XXX	XXX	XXX	XXX	XXX	XXX	XXX	XXX	
AA-1120187	American International Group UK Limited	XXX	XXX	XXX	XXX	XXX	XXX	XXX	XXX	XXX	XXX	XXX	XXX	XXX	XXX	XXX	XXX	
AA-3191437	Ark Bermuda	XXX	XXX	XXX	XXX	XXX	XXX	XXX	XXX	XXX	XXX	XXX	XXX	XXX	XXX	XXX	XXX	
AA-3191435	Conduit Reinsurance Limited	XXX	XXX	XXX	XXX	XXX	XXX	XXX	XXX	XXX	XXX	XXX	XXX	XXX	XXX	XXX	XXX	
AA-1120191	Convex Insurance UK Ltd	XXX	XXX	XXX	XXX	XXX	XXX	XXX	XXX	XXX	XXX	XXX	XXX	XXX	XXX	XXX	XXX	
AA-3191400	Convex Re Limited	XXX	XXX	XXX	XXX	XXX	XXX	XXX	XXX	XXX	XXX	XXX	XXX	XXX	XXX	XXX	XXX	
AA-1340028	DEVK Ruckversicherungs-und Beteiligungs-AG Dual Commercial LLC (Tamesis Americas) o/b/o Allianz	XXX	XXX	XXX	XXX	XXX	XXX	XXX	XXX	XXX	XXX	XXX	XXX	XXX	XXX	XXX	XXX	
AA-1344102	Global Corporate & Specialty SE	XXX	XXX	XXX	XXX	XXX	XXX	XXX	XXX	XXX	XXX	XXX	XXX	XXX	XXX	XXX	XXX	
AA-1124129	Endurance Worldwide Insurance LTD	XXX	XXX	XXX	XXX	XXX	XXX	XXX	XXX	XXX	XXX	XXX	XXX	XXX	XXX	XXX	XXX	
AA-3194101	Everest Reinsurance (Bermuda) Ltd	XXX	XXX	XXX	XXX	XXX	XXX	XXX	XXX	XXX	XXX	XXX	XXX	XXX	XXX	XXX	XXX	
AA-1780104	Hamilton Insurance DAC	XXX	XXX	XXX	XXX	XXX	XXX	XXX	XXX	XXX	XXX	XXX	XXX	XXX	XXX	XXX	XXX	
AA-3191190	Hamilton Re Bermuda	XXX	XXX	XXX	XXX	XXX	XXX	XXX	XXX	XXX	XXX	XXX	XXX	XXX	XXX	XXX	XXX	
AA-1460080	Helvetia Schweizerische Versicherungsgesellschaft AG	XXX	XXX	XXX	XXX	XXX	XXX	XXX	XXX	XXX	XXX	XXX	XXX	XXX	XXX	XXX	XXX	

ANNUAL STATEMENT FOR THE YEAR 2022 OF THE Ascot Specialty Insurance Company

SCHEDULE F - PART 3 (Continued)

Ceded Reinsurance as of December 31, Current Year (\$000 Omitted)
(Provision for Reinsurance for Certified Reinsurers)

ID Number From Col. 1	Name of Reinsurer From Col. 3	Provision for Certified Reinsurance													Complete if Col. 52 = "No"; Otherwise Enter 0			69 Provision for Overdue Reinsurance Ceded to Certified Reinsurers (Greater of [Col. 62 + Col. 65] or Col.68; not to Exceed Col. 63)
		54	55	56	57	58	59	60	61	62	63	64	65	66	67	68		
		Certified Reinsurer Rating (1 through 6)	Effective Date of Certified Reinsurer Rating	Percent Collateral Required for Full Credit (0% through 100%)	Catastrophe Recoverables Qualifying for Collateral Deferral	Net Recoverables Subject to Collateral Requirements for Full Credit (Col. 19 - Col. 57)	Dollar Amount of Collateral Required (Col. 56 * Col. 58)	Percent of Collateral Provided for Net Recoverables Subject to Collateral Requirements ([Col. 20 + Col. 21 + Col. 22 + Col. 24] / Col. 58)	Percent Credit Allowed on Net Recoverables Subject to Collateral Requirements (Col. 60 / Col. 56, not to exceed 100%)	20% of Recoverable on Paid Losses & LAE Over 90 Days Past Due Amounts in Dispute (Col. 45 * 20%)	Amount of Credit Allowed for Net Recoverables (Col. 57 + [Col. 58 * Col. 61])	Provision for Reinsurance with Certified Reinsurers Due to Collateral Deficiency (Col. 19 - Col. 63)	20% of Recoverable on Paid Losses & LAE Over 90 Days Past Due Amounts Not in Dispute (Col. 47 * 20%)	Total Collateral Provided (Col. 20 + Col. 21 + Col. 24, not to Exceed Col. 63)	Net Unsecured Recoverable for Which Credit is Allowed (Col. 63 - Col. 66)	20% of Amount in Col. 67		
AA-3190875	Hiscox Insurance Company (Bermuda) Limited	XXX	XXX	XXX	XXX	XXX	XXX	XXX	XXX	XXX	XXX	XXX	XXX	XXX	XXX	XXX	XXX	
AA-1370048	Liberty Mutual Insurance Europe SE	XXX	XXX	XXX	XXX	XXX	XXX	XXX	XXX	XXX	XXX	XXX	XXX	XXX	XXX	XXX	XXX	
AA-1460019	MS Amlin AG (Bermuda)	XXX	XXX	XXX	XXX	XXX	XXX	XXX	XXX	XXX	XXX	XXX	XXX	XXX	XXX	XXX	XXX	
AA-1340165	Munich Reinsurance Company	XXX	XXX	XXX	XXX	XXX	XXX	XXX	XXX	XXX	XXX	XXX	XXX	XXX	XXX	XXX	XXX	
AA-3770038	Palms Insurance Company	XXX	XXX	XXX	XXX	XXX	XXX	XXX	XXX	XXX	XXX	XXX	XXX	XXX	XXX	XXX	XXX	
AA-1780078	Partner Reinsurance Europe SE	XXX	XXX	XXX	XXX	XXX	XXX	XXX	XXX	XXX	XXX	XXX	XXX	XXX	XXX	XXX	XXX	
AA-3191321	Sirius Bermuda Insurance Company	XXX	XXX	XXX	XXX	XXX	XXX	XXX	XXX	XXX	XXX	XXX	XXX	XXX	XXX	XXX	XXX	
AA-1440076	Sirius International Insurance Corporation	XXX	XXX	XXX	XXX	XXX	XXX	XXX	XXX	XXX	XXX	XXX	XXX	XXX	XXX	XXX	XXX	
AA-3191179	Third Point Reinsurance Company LTD	XXX	XXX	XXX	XXX	XXX	XXX	XXX	XXX	XXX	XXX	XXX	XXX	XXX	XXX	XXX	XXX	
AA-3191432	Vantage Risk Ltd	XXX	XXX	XXX	XXX	XXX	XXX	XXX	XXX	XXX	XXX	XXX	XXX	XXX	XXX	XXX	XXX	
2699999	Total Unauthorized - Other Non-U.S. Insurers			XXX	XXX	XXX	XXX	XXX	XXX	XXX	XXX	XXX	XXX	XXX	XXX	XXX	XXX	
2899999	Total Unauthorized Excluding Protected Cells (Sum of 2299999, 2399999, 2499999, 2599999 and 2699999)			XXX	XXX	XXX	XXX	XXX	XXX	XXX	XXX	XXX	XXX	XXX	XXX	XXX	XXX	
3299999	Total Certified - Affiliates - U.S. Non-Pool			XXX	0	0	0	XXX	XXX	XXX	0	0	0	0	0	0	0	
3599999	Total Certified - Affiliates - Other (Non-U.S.)			XXX	0	0	0	XXX	XXX	XXX	0	0	0	0	0	0	0	
3699999	Total Certified - Affiliates			XXX	0	0	0	XXX	XXX	XXX	0	0	0	0	0	0	0	
CR-3194126	Arch Reinsurance Limited Bermuda	3	04/08/2015	20.0	0	9,051	1,810	19.9	99.3	8,984	67	0	0	0	0	0	0	
CR-3194130	Endurance Spec BDA	3	12/29/2015	20.0	0	111	22	109.5	100.0	111	0	0	0	0	0	0	0	
CR-1340125	Hannover RUECK SE	2	04/13/2015	10.0	0	6,998	700	9.9	98.8	6,911	87	0	0	0	0	0	0	
CR-1460019	MS Amlin AG	2	12/12/2021	10.0	0	2,219	222	20.1	100.0	2,219	0	0	0	0	0	0	0	
4099999	Total Certified - Other Non-U.S. Insurers			XXX	0	18,379	2,754	XXX	XXX	18,225	154	0	0	0	0	0	0	
4299999	Total Certified Excluding Protected Cells (Sum of 3699999, 3799999, 3899999, 3999999 and 4099999)			XXX	0	18,379	2,754	XXX	XXX	18,225	154	0	0	0	0	0	0	
4699999	Total Reciprocal Jurisdiction - Affiliates - U.S. Non-Pool			XXX	XXX	XXX	XXX	XXX	XXX	XXX	XXX	XXX	XXX	XXX	XXX	XXX	XXX	
4999999	Total Reciprocal Jurisdiction - Affiliates - Other (Non-U.S.)			XXX	XXX	XXX	XXX	XXX	XXX	XXX	XXX	XXX	XXX	XXX	XXX	XXX	XXX	
5099999	Total Reciprocal Jurisdiction - Affiliates			XXX	XXX	XXX	XXX	XXX	XXX	XXX	XXX	XXX	XXX	XXX	XXX	XXX	XXX	
RJ-3191400	Convex Re Limited	XXX	XXX	XXX	XXX	XXX	XXX	XXX	XXX	XXX	XXX	XXX	XXX	XXX	XXX	XXX	XXX	
5499999	Total Reciprocal Jurisdiction - Other Non-U.S. Insurers			XXX	XXX	XXX	XXX	XXX	XXX	XXX	XXX	XXX	XXX	XXX	XXX	XXX	XXX	
5699999	Total Reciprocal Jurisdiction Excluding Protected Cells (Sum of 5099999, 5199999, 5299999, 5399999 and 5499999)			XXX	XXX	XXX	XXX	XXX	XXX	XXX	XXX	XXX	XXX	XXX	XXX	XXX	XXX	
5799999	Total Authorized, Unauthorized, Reciprocal Jurisdiction and Certified Excluding Protected Cells (Sum of 1499999, 2899999, 4299999 and 5699999)			XXX	0	18,379	2,754	XXX	XXX	18,225	154	0	0	0	0	0	0	
5899999	Total Protected Cells (Sum of 1399999, 2799999, 4199999 and 5599999)			XXX	0	0	0	XXX	XXX	0	0	0	0	0	0	0	0	
9999999	Totals			XXX	0	18,379	2,754	XXX	XXX	18,225	154	0	0	0	0	0	0	

25.2

ANNUAL STATEMENT FOR THE YEAR 2022 OF THE Ascot Specialty Insurance Company

SCHEDULE F - PART 3 (Continued)

Ceded Reinsurance as of December 31, Current Year (\$000 Omitted)
(Total Provision for Reinsurance)

ID Number From Col. 1	Name of Reinsurer From Col. 3	70 20% of Recoverable on Paid Losses & LAE Over 90 Days past Due Amounts Not in Dispute (Col. 47 * 20%)	Provision for Unauthorized Reinsurance		Provision for Overdue Authorized and Reciprocal Jurisdiction Reinsurance		Total Provision for Reinsurance			
			71 Provision for Reinsurance with Unauthorized Reinsurers Due to Collateral Deficiency (Col. 26)	72 Provision for Overdue Reinsurance from Unauthorized Reinsurers and Amounts in Dispute (Col. 70 + 20% of the Amount in Col. 16)	73 Complete if Col. 52 = "Yes"; Otherwise Enter 0 20% of Recoverable on Paid Losses & LAE Over 90 Days Past Due Amounts Not in Dispute + 20% of Amounts in Dispute ([Col. 47 * 20%] + [Col. 45 * 20%])	74 Complete if Col. 52 = "No"; Otherwise Enter 0 Greater of 20% of Net Recoverable Net of Funds Held & Collateral, or 20% of Recoverable on Paid Losses & LAE Over 90 Days Past Due (Greater of Col. 26 * 20% or Cols. [40 + 41] * 20%)	75 Provision for Amounts Ceded to Authorized and Reciprocal Reinsurers (Cols. 73 + 74)	76 Provision for Amounts Ceded to Unauthorized Reinsurers (Cols. 71 + 72 Not in Excess of Col. 15)	77 Provision for Amounts Ceded to Certified Reinsurers (Cols. 64 + 69)	78 Total Provision for Reinsurance (Cols. 75 + 76 + 77)
0499999	Total Authorized - Affiliates - U.S. Non-Pool	0	XXX	XXX	0	0	0	XXX	XXX	0
0799999	Total Authorized - Affiliates - Other (Non-U.S.)	0	XXX	XXX	0	0	0	XXX	XXX	0
0899999	Total Authorized - Affiliates	0	XXX	XXX	0	0	0	XXX	XXX	0
75-2816775	Alize o/b/o National Specialty Insurance Company	0	XXX	XXX	0	0	0	XXX	XXX	0
06-1182357	Allied World Insurance Company	0	XXX	XXX	0	0	0	XXX	XXX	0
06-1430254	Arch Reinsurance Company	0	XXX	XXX	0	0	0	XXX	XXX	0
75-2344200	Aspen American Insurance Company	0	XXX	XXX	0	0	0	XXX	XXX	0
51-0434766	Axis Reinsurance Company	0	XXX	XXX	0	0	0	XXX	XXX	0
47-0574325	Berkley Insurance Company	0	XXX	XXX	0	0	0	XXX	XXX	0
06-0237820	Chubb Tempest Re o/b/o ACE Property & Casualty Insurance	0	XXX	XXX	0	0	0	XXX	XXX	0
35-2293075	Endurance (SOMPO) Assurance Company	0	XXX	XXX	0	0	0	XXX	XXX	0
22-2005057	Everest Reinsurance Company	0	XXX	XXX	0	0	0	XXX	XXX	0
13-2673100	General Reinsurance Corporation	0	XXX	XXX	0	0	0	XXX	XXX	0
04-1543470	Liberty Mutual US	0	XXX	XXX	0	0	0	XXX	XXX	0
36-3101262	Markel Insurance Company	0	XXX	XXX	0	0	0	XXX	XXX	0
13-4924125	Munich Reinsurance America Inc	0	XXX	XXX	0	0	0	XXX	XXX	0
47-0698507	Odyssey Re	0	XXX	XXX	0	0	0	XXX	XXX	0
13-3031176	Partner Reinsurance Company of the U.S.	0	XXX	XXX	0	0	0	XXX	XXX	0
23-1641984	QBE Reinsurance Corporation	0	XXX	XXX	0	0	0	XXX	XXX	0
31-0542366	Radius (o/b/o Cincinnati Insurance Company)	0	XXX	XXX	0	0	0	XXX	XXX	0
52-1952955	Renaissance Reinsurance US Inc	0	XXX	XXX	0	0	0	XXX	XXX	0
43-0727872	Safety National Casualty Corporation	0	XXX	XXX	0	0	0	XXX	XXX	0
75-1444207	SCOR Reinsurance Company	0	XXX	XXX	0	0	0	XXX	XXX	0
13-1675535	Swiss Reinsurance America Corporation	0	XXX	XXX	0	0	0	XXX	XXX	0
95-3187355	Tamesis/DUAL Corporate Risks o/b/o: Allianz Global Risks US Insurance Company	0	XXX	XXX	0	0	0	XXX	XXX	0
13-2918573	TOA Reinsurance Company of America	0	XXX	XXX	0	0	0	XXX	XXX	0
13-5616275	Transatlantic Reinsurance Company	0	XXX	XXX	0	0	0	XXX	XXX	0
06-0566050	Travelers Indemnity Company (The)	0	XXX	XXX	0	0	0	XXX	XXX	0
13-1290712	XL Reinsurance America Inc.	0	XXX	XXX	0	0	0	XXX	XXX	0
0999999	Total Authorized - Other U.S. Unaffiliated Insurers	0	XXX	XXX	0	0	0	XXX	XXX	0
AA-1127225	AEGIS London (o/b/o Syndicate 1225 AES)	0	XXX	XXX	0	0	0	XXX	XXX	0
AA-1120337	Aspen Insurance UK Ltd.	0	XXX	XXX	0	0	0	XXX	XXX	0
AA-3191289	Fidelis Insurance Bermuda Limited	0	XXX	XXX	0	0	0	XXX	XXX	0
AA-3190060	Hannover Re Bermuda	0	XXX	XXX	0	0	0	XXX	XXX	0
AA-3190871	Lancashire Insurance Company Limited	0	XXX	XXX	0	0	0	XXX	XXX	0
AA-1127084	Lloyd's Syndicate Number 1084 (Chaucer)	0	XXX	XXX	0	0	0	XXX	XXX	0
AA-1120085	Lloyd's Syndicate Number 1274 (1274 Antares)	0	XXX	XXX	0	0	0	XXX	XXX	0
AA-1127301	Lloyd's Syndicate Number 1301 (Starstone)	0	XXX	XXX	0	0	0	XXX	XXX	0
AA-1120157	Lloyd's Syndicate Number 1729 (Dale Underwriting Partners)	0	XXX	XXX	0	0	0	XXX	XXX	0

ANNUAL STATEMENT FOR THE YEAR 2022 OF THE Ascot Specialty Insurance Company

SCHEDULE F - PART 3 (Continued)

Ceded Reinsurance as of December 31, Current Year (\$000 Omitted)
(Total Provision for Reinsurance)

ID Number From Col. 1	Name of Reinsurer From Col. 3	70 20% of Recoverable on Paid Losses & LAE Over 90 Days past Due Amounts Not in Dispute (Col. 47 * 20%)	Provision for Unauthorized Reinsurance		Provision for Overdue Authorized and Reciprocal Jurisdiction Reinsurance		Total Provision for Reinsurance				
			71	72	73	74	75	76	77	78	
			Provision for Reinsurance with Unauthorized Reinsurers Due to Collateral Deficiency (Col. 26)	Provision for Overdue Reinsurance from Unauthorized Reinsurers and Amounts in Dispute (Col. 70 + 20% of the Amount in Col. 16)	Complete if Col. 52 = "Yes"; Otherwise Enter 0	Complete if Col. 52 = "No"; Otherwise Enter 0	Provision for Amounts Ceded to Authorized and Reciprocal Reinsurers (Cols. 73 + 74)	Provision for Amounts Ceded to Unauthorized Reinsurers (Cols. 71 + 72 Not in Excess of Col. 15)	Provision for Amounts Ceded to Certified Reinsurers (Cols. 64 + 69)	Total Provision for Reinsurance (Cols. 75 + 76 + 77)	
AA-1120083	Lloyd's Syndicate Number 1910 (Ariel Re)	0	XXX	XXX	0	0	0	0	XXX	XXX	0
AA-1128001	Lloyd's Syndicate Number 2001 (MS Amlin)	0	XXX	XXX	0	0	0	0	XXX	XXX	0
AA-1128003	Lloyd's Syndicate Number 2003 XLC	0	XXX	XXX	0	0	0	0	XXX	XXX	0
AA-1128010	Lloyd's Syndicate Number 2010 (Lancashire MMX)	0	XXX	XXX	0	0	0	0	XXX	XXX	0
AA-1128623	Lloyd's Syndicate Number 2623 (Beazley)	0	XXX	XXX	0	0	0	0	XXX	XXX	0
AA-1120182	Lloyd's Syndicate Number 2689 (Chord Re Ltd)	0	XXX	XXX	0	0	0	0	XXX	XXX	0
AA-1128791	Lloyd's Syndicate Number 2791 (MAP)	0	XXX	XXX	0	0	0	0	XXX	XXX	0
AA-1128987	Lloyd's Syndicate Number 2987	0	XXX	XXX	0	0	0	0	XXX	XXX	0
AA-1120179	Lloyd's Syndicate Number 2988	0	XXX	XXX	0	0	0	0	XXX	XXX	0
AA-1126033	Lloyd's Syndicate Number 33 (Hiscox)	0	XXX	XXX	0	0	0	0	XXX	XXX	0
AA-1120113	Lloyd's Syndicate Number 3334 HAM	0	XXX	XXX	0	0	0	0	XXX	XXX	0
AA-1126005	Lloyd's Syndicate Number 4000 (HAM)	0	XXX	XXX	0	0	0	0	XXX	XXX	0
AA-1120075	Lloyd's Syndicate Number 4020 (Ark)	0	XXX	XXX	0	0	0	0	XXX	XXX	0
AA-1120982	Lloyd's Syndicate Number 4141 (HCC)	0	XXX	XXX	0	0	0	0	XXX	XXX	0
AA-1120067	Lloyd's Syndicate Number 4242 (Chord Re Ltd)	0	XXX	XXX	0	0	0	0	XXX	XXX	0
AA-1126004	Lloyd's Syndicate Number 4444 (Canopus)	0	XXX	XXX	0	0	0	0	XXX	XXX	0
AA-1126006	Lloyd's Syndicate Number 4472 (Liberty)	0	XXX	XXX	0	0	0	0	XXX	XXX	0
AA-1126510	Lloyd's Syndicate Number 510 & 1880 (Tokio Marine)	0	XXX	XXX	0	0	0	0	XXX	XXX	0
AA-1120181	Lloyd's Syndicate Number 5886 (Blenheim)	0	XXX	XXX	0	0	0	0	XXX	XXX	0
AA-1126623	Lloyd's Syndicate Number 623 (Beazley)	0	XXX	XXX	0	0	0	0	XXX	XXX	0
AA-3190339	Renaissance Reinsurance Ltd	0	XXX	XXX	0	0	0	0	XXX	XXX	0
AA-3190870	Validus Re	0	XXX	XXX	0	0	0	0	XXX	XXX	0
AA-1460006	Validus Re Switzerland	0	XXX	XXX	0	0	0	0	XXX	XXX	0
1299999	Total Authorized - Other Non-U.S. Insurers	0	XXX	XXX	0	0	0	0	XXX	XXX	0
1499999	Total Authorized Excluding Protected Cells (Sum of 0899999, 0999999, 1099999, 1199999 and 1299999)	0	XXX	XXX	0	0	0	0	XXX	XXX	0
1899999	Total Unauthorized - Affiliates - U.S. Non-Pool	0	0	0	XXX	XXX	XXX	0	0	XXX	0
2199999	Total Unauthorized - Affiliates - Other (Non-U.S.)	0	0	0	XXX	XXX	XXX	0	0	XXX	0
2299999	Total Unauthorized - Affiliates	0	0	0	XXX	XXX	XXX	0	0	XXX	0
AA-1120187	American International Group UK Limited	0	0	0	XXX	XXX	XXX	0	0	XXX	0
AA-3191437	Ark Bermuda	0	0	0	XXX	XXX	XXX	0	0	XXX	0
AA-3191435	Conduit Reinsurance Limited	0	95	0	XXX	XXX	XXX	95	0	XXX	95
AA-1120191	Convex Insurance UK Ltd	0	0	0	XXX	XXX	XXX	0	0	XXX	0
AA-3191400	Convex Re Limited	0	0	0	XXX	XXX	XXX	0	0	XXX	0
AA-1340028	DEVK Ruckversicherungs-und Beteiligungs-AG	0	0	0	XXX	XXX	XXX	0	0	XXX	0
	Dual Commercial LLC (Tamesis Americas) o/b/o Allianz Global Corporate &										
AA-1344102	Specialty SE	0	0	0	XXX	XXX	XXX	0	0	XXX	0
AA-1124129	Endurance Worldwide Insurance LTD	0	13	0	XXX	XXX	XXX	13	0	XXX	13
AA-3194101	Everest Reinsurance (Bermuda) Ltd	0	0	0	XXX	XXX	XXX	0	0	XXX	0
AA-1780104	Hamilton Insurance DAC	0	0	0	XXX	XXX	XXX	0	0	XXX	0

ANNUAL STATEMENT FOR THE YEAR 2022 OF THE Ascot Specialty Insurance Company

SCHEDULE F - PART 3 (Continued)

Ceded Reinsurance as of December 31, Current Year (\$000 Omitted)
(Total Provision for Reinsurance)

ID Number From Col. 1	Name of Reinsurer From Col. 3	70 20% of Recoverable on Paid Losses & LAE Over 90 Days past Due Amounts Not in Dispute (Col. 47 * 20%)	Provision for Unauthorized Reinsurance		Provision for Overdue Authorized and Reciprocal Jurisdiction Reinsurance		Total Provision for Reinsurance			
			71 Provision for Reinsurance with Unauthorized Reinsurers Due to Collateral Deficiency (Col. 26)	72 Provision for Overdue Reinsurance from Unauthorized Reinsurers and Amounts in Dispute (Col. 70 + 20% of the Amount in Col. 16)	73 Complete if Col. 52 = "Yes"; Otherwise Enter 0 20% of Recoverable on Paid Losses & LAE Over 90 Days Past Due Amounts Not in Dispute + 20% of Amounts in Dispute ((Col. 47 * 20%) + [Col. 45 * 20%])	74 Complete if Col. 52 = "No"; Otherwise Enter 0 Greater of 20% of Net Recoverable Net of Funds Held & Collateral, or 20% of Recoverable on Paid Losses & LAE Over 90 Days Past Due (Greater of Col. 26 * 20% or Cols. [40 + 41] * 20%)	75 Provision for Amounts Ceded to Authorized and Reciprocal Reinsurers (Cols. 73 + 74)	76 Provision for Amounts Ceded to Unauthorized Reinsurers (Cols. 71 + 72 Not in Excess of Col. 15)	77 Provision for Amounts Ceded to Certified Reinsurers (Cols. 64 + 69)	78 Total Provision for Reinsurance (Cols. 75 + 76 + 77)
AA-3191190	Hamilton Re Bermuda	0	14	0	XXX	XXX	XXX	14	XXX	14
AA-1460080	Helvetia Schweizerische Versicherungsgesellschaft AG	0	9	0	XXX	XXX	XXX	9	XXX	9
AA-3190875	Hiscox Insurance Company (Bermuda) Limited	0	0	0	XXX	XXX	XXX	0	XXX	0
AA-1370048	Liberty Mutual Insurance Europe SE	0	0	0	XXX	XXX	XXX	0	XXX	0
AA-1460019	MS Amlin AG (Bermuda)	0	0	0	XXX	XXX	XXX	0	XXX	0
AA-1340165	Munich Reinsurance Company	0	595	0	XXX	XXX	XXX	595	XXX	595
AA-3770038	Palms Insurance Company	0	1,305	0	XXX	XXX	XXX	1,305	XXX	1,305
AA-1780078	Partner Reinsurance Europe SE	0	0	0	XXX	XXX	XXX	0	XXX	0
AA-3191321	Sirius Bermuda Insurance Company	0	0	0	XXX	XXX	XXX	0	XXX	0
AA-1440076	Sirius International Insurance Corporation	0	0	0	XXX	XXX	XXX	0	XXX	0
AA-3191179	Third Point Reinsurance Company LTD	0	0	0	XXX	XXX	XXX	0	XXX	0
AA-3191432	Vantage Risk Ltd	0	180	0	XXX	XXX	XXX	180	XXX	180
2699999	Total Unauthorized - Other Non-U.S. Insurers	0	2,211	0	XXX	XXX	XXX	2,211	XXX	2,211
2899999	Total Unauthorized Excluding Protected Cells (Sum of 2299999, 2399999, 2499999, 2599999 and 2699999)	0	2,211	0	XXX	XXX	XXX	2,211	XXX	2,211
3299999	Total Certified - Affiliates - U.S. Non-Pool	XXX	XXX	XXX	XXX	XXX	XXX	XXX	0	0
3599999	Total Certified - Affiliates - Other (Non-U.S.)	XXX	XXX	XXX	XXX	XXX	XXX	XXX	0	0
3699999	Total Certified - Affiliates	XXX	XXX	XXX	XXX	XXX	XXX	XXX	0	0
CR-3194126	Arch Reinsurance Limited Bermuda	XXX	XXX	XXX	XXX	XXX	XXX	XXX	67	67
CR-3194130	Endurance Spec BDA	XXX	XXX	XXX	XXX	XXX	XXX	XXX	0	0
CR-1340125	Hannover RUECK SE	XXX	XXX	XXX	XXX	XXX	XXX	XXX	87	87
CR-1460019	MS Amlin AG	XXX	XXX	XXX	XXX	XXX	XXX	XXX	0	0
4099999	Total Certified - Other Non-U.S. Insurers	XXX	XXX	XXX	XXX	XXX	XXX	XXX	154	154
4299999	Total Certified Excluding Protected Cells (Sum of 3699999, 3799999, 3899999, 3999999 and 4099999)	XXX	XXX	XXX	XXX	XXX	XXX	XXX	154	154
4699999	Total Reciprocal Jurisdiction - Affiliates - U.S. Non-Pool	0	XXX	XXX	0	0	0	XXX	XXX	0
4999999	Total Reciprocal Jurisdiction - Affiliates - Other (Non-U.S.)	0	XXX	XXX	0	0	0	XXX	XXX	0
5099999	Total Reciprocal Jurisdiction - Affiliates	0	XXX	XXX	0	0	0	XXX	XXX	0
RJ-3191400	Convex Re Limited	0	XXX	XXX	0	0	0	XXX	XXX	0
5499999	Total Reciprocal Jurisdiction - Other Non-U.S. Insurers	0	XXX	XXX	0	0	0	XXX	XXX	0
5699999	Total Reciprocal Jurisdiction Excluding Protected Cells (Sum of 5099999, 5199999, 5299999, 5399999 and 5499999)	0	XXX	XXX	0	0	0	XXX	XXX	0
5799999	Total Authorized, Unauthorized, Reciprocal Jurisdiction and Certified Excluding Protected Cells (Sum of 1499999, 2899999, 4299999 and 5699999)	0	2,211	0	0	0	0	2,211	154	2,365
5899999	Total Protected Cells (Sum of 1399999, 2799999, 4199999 and 5599999)	0	0	0	0	0	0	0	0	0
9999999	Totals	0	2,211	0	0	0	0	2,211	154	2,365

ANNUAL STATEMENT FOR THE YEAR 2022 OF THE Ascot Specialty Insurance Company

SCHEDULE F - PART 4

Issuing or Confirming Banks for Letters of Credit from Schedule F, Part 3 (\$000 Omitted)

1 Issuing or Confirming Bank Reference Number Used in Col. 23 of Sch F Part 3	2 Letters of Credit Code	3 American Bankers Association (ABA) Routing Number	4 Issuing or Confirming Bank Name	5 Letters of Credit Amount
0001	1	021000089	Citibank, N.A.	1,909
0002	3	021000089	Citibank, N.A.	56
0002	3	021000089	Citibank, N.A.	3,159
0003	1	021000089	Citibank, N.A.	156
0004	1	026013453	Landesbank Baden-Württemberg, New York Branch	334
0005	1	021000089	Citibank, N.A.	35
0006	1	026008808	Bayern LB	2,597
0007	1	071025661	Bank of Montreal, Chicago, Illinois	73
0008	1	021000089	Citibank, N.A.	2,585
0009	1	026009632	MUFG Bank, Ltd.	3,379
0010	1	021000089	Citibank, N.A.	1,749
0011	1	026003036	SEB, New York Branch	6,169
0012	1	091408462	DNB Bank ASA, New York Branch	3,881
0013	1	071025661	Bank of Montreal, Chicago, Illinois	138
0014	3	021000089	Citibank, N.A.	487
0014	3	026010786	Nordea Bank Adp, New York Branch	952
0015	1	026010786	Nordea Bank Adp, New York Branch	204
0016	1	026002655	Lloyds Bank Corporate Markets plc	4,240
0017	1	121000248	Wells Fargo Bank, N.A.	1,784
0018	1	026009593	Bank of America	1,797
0019	1	031101321	Barclays Bank PLC, New York Branch	446
Total				36,129

ANNUAL STATEMENT FOR THE YEAR 2022 OF THE Ascot Specialty Insurance Company

SCHEDULE F - PART 5

Interrogatories for Schedule F, Part 3 (000 Omitted)

A. Report the five largest provisional commission rates included in the cedant's reinsurance treaties. The commission rate to be reported is by contract with ceded premium in excess of \$50,000:

	1 <u>Name of Reinsurer</u>	2 <u>Commission Rate</u>	3 <u>Ceded Premium</u>
1.	0.000	0
2.	0.000	0
3.	0.000	0
4.	0.000	0
5.	0.000	0

B. Report the five largest reinsurance recoverables reported in Schedule F, Part 3, Column 15, due from any one reinsurer (based on the total recoverables, Schedule F, Part 3, Line 9999999, Column 15), the amount of ceded premium, and indicate whether the recoverables are due from an affiliated insurer.

	1 <u>Name of Reinsurer</u>	2 <u>Total Recoverables</u>	3 <u>Ceded Premiums</u>	4 <u>Affiliated</u>
6.	Transatlantic Reinsurance Company	14,455	6,697	Yes [] No [X]
7.	Odyssey Re	14,876	11,491	Yes [] No [X]
8.	Renaissance Reinsurance US Inc.	22,487	14,845	Yes [] No [X]
9.	Munich Reinsurance America Inc.	22,530	16,180	Yes [] No [X]
10.	Partner Reinsurance Company of the U.S.	31,208	24,726	Yes [] No [X]

NOTE: Disclosure of the five largest provisional commission rates should exclude mandatory pools and joint underwriting associations.

ANNUAL STATEMENT FOR THE YEAR 2022 OF THE Ascot Specialty Insurance Company

SCHEDULE F - PART 6

Restatement of Balance Sheet to Identify Net Credit for Reinsurance

	1 As Reported (Net of Ceded)	2 Restatement Adjustments	3 Restated (Gross of Ceded)
ASSETS (Page 2, Col. 3)			
1. Cash and invested assets (Line 12)	618,557,285	0	618,557,285
2. Premiums and considerations (Line 15)	49,002,671	0	49,002,671
3. Reinsurance recoverable on loss and loss adjustment expense payments (Line 16.1)	8,611,769	(8,611,769)	0
4. Funds held by or deposited with reinsured companies (Line 16.2)	0	0	0
5. Other assets	9,493,696	(55,802)	9,437,894
6. Net amount recoverable from reinsurers	0	217,378,486	217,378,486
7. Protected cell assets (Line 27)	0	0	0
8. Totals (Line 28)	685,665,421	208,710,916	894,376,337
LIABILITIES (Page 3)			
9. Losses and loss adjustment expenses (Lines 1 through 3)	175,543,209	152,595,330	328,138,539
10. Taxes, expenses, and other obligations (Lines 4 through 8)	1,660,590	0	1,660,590
11. Unearned premiums (Line 9)	163,470,809	114,872,281	278,343,090
12. Advance premiums (Line 10)	585,209	0	585,209
13. Dividends declared and unpaid (Line 11.1 and 11.2)	0	0	0
14. Ceded reinsurance premiums payable (net of ceding commissions (Line 12)	53,619,321	(53,619,321)	0
15. Funds held by company under reinsurance treaties (Line 13)	157,632	(157,632)	0
16. Amounts withheld or retained by company for account of others (Line 14)	0	0	0
17. Provision for reinsurance (Line 16)	2,364,675	(2,364,675)	0
18. Other liabilities	8,367,588	(2,615,067)	5,752,521
19. Total liabilities excluding protected cell business (Line 26)	405,769,034	208,710,916	614,479,949
20. Protected cell liabilities (Line 27)	0	0	0
21. Surplus as regards policyholders (Line 37)	279,896,387	XXX	279,896,387
22. Totals (Line 38)	685,665,421	208,710,916	894,376,337

NOTE: Is the restatement of this exhibit the result of grossing up balances ceded to affiliates under 100 percent reinsurance or pooling arrangements? Yes [] No [X]

If yes, give full explanation:

Schedule H - Part 1 - Analysis of Underwriting Operations

N O N E

Schedule H - Part 2 - Reserves and Liabilities

N O N E

Schedule H - Part 3 - Test of Prior Year's Claim Reserves and Liabilities

N O N E

Schedule H - Part 4 - Reinsurance

N O N E

Schedule H - Part 5 - Health Claims

N O N E

Schedule P - Part 1A - Homeowners/Farmowners

N O N E

Schedule P - Part 1B - Private Passenger Auto Liability/Medical

N O N E

ANNUAL STATEMENT FOR THE YEAR 2022 OF THE Ascot Specialty Insurance Company
SCHEDULE P - PART 1C - COMMERCIAL AUTO/TRUCK LIABILITY/MEDICAL
(\$000 OMITTED)

Years in Which Premiums Were Earned and Losses Were Incurred	Premiums Earned			Loss and Loss Expense Payments						10 Salvage and Subrogation Received	11 Total Net Paid Cols (4 - 5 + 6 - 7 + 8 - 9)	12 Number of Claims Reported Direct and Assumed
	1 Direct and Assumed	2 Ceded	3 Net (1 - 2)	Loss Payments		Defense and Cost Containment Payments		Adjusting and Other Payments				
				4 Direct and Assumed	5 Ceded	6 Direct and Assumed	7 Ceded	8 Direct and Assumed	9 Ceded			
1. Prior.....	XXX	XXX	XXX	0	0	0	0	0	0	0	0	XXX
2. 2013.....	0	0	0	0	0	0	0	0	0	0	0	0
3. 2014.....	0	0	0	0	0	0	0	0	0	0	0	0
4. 2015.....	0	0	0	0	0	0	0	0	0	0	0	0
5. 2016.....	0	0	0	0	0	0	0	0	0	0	0	0
6. 2017.....	0	0	0	0	0	0	0	0	0	0	0	0
7. 2018.....	0	0	0	0	0	0	0	0	0	0	0	0
8. 2019.....	0	0	0	0	0	0	0	0	0	0	0	0
9. 2020.....	0	0	0	0	0	0	0	0	0	0	0	0
10. 2021.....	39	3	36	0	0	0	0	0	0	0	0	1
11. 2022	1,338	106	1,232	32	0	0	0	0	3	0	0	35
12. Totals	XXX	XXX	XXX	32	0	0	0	0	3	0	0	XXX

	Losses Unpaid				Defense and Cost Containment Unpaid				Adjusting and Other Unpaid		23 Salvage and Subrogation Anticipated	24 Total Net Losses and Expenses Unpaid	25 Number of Claims Outstanding Direct and Assumed
	Case Basis		Bulk + IBNR		Case Basis		Bulk + IBNR		21 Direct and Assumed	22 Ceded			
	13 Direct and Assumed	14 Ceded	15 Direct and Assumed	16 Ceded	17 Direct and Assumed	18 Ceded	19 Direct and Assumed	20 Ceded					
1. Prior.....	0	0	0	0	0	0	0	0	0	0	0	0	0
2. 2013.....	0	0	0	0	0	0	0	0	0	0	0	0	0
3. 2014.....	0	0	0	0	0	0	0	0	0	0	0	0	0
4. 2015.....	0	0	0	0	0	0	0	0	0	0	0	0	0
5. 2016.....	0	0	0	0	0	0	0	0	0	0	0	0	0
6. 2017.....	0	0	0	0	0	0	0	0	0	0	0	0	0
7. 2018.....	0	0	0	0	0	0	0	0	0	0	0	0	0
8. 2019.....	0	0	0	0	0	0	0	0	0	0	0	0	0
9. 2020.....	0	0	0	0	0	0	0	0	0	0	0	0	0
10. 2021.....	0	0	20	0	0	0	3	0	2	0	0	24	0
11. 2022	0	0	665	8	0	0	95	1	51	0	0	803	1
12. Totals	0	0	685	8	0	0	98	1	53	0	0	827	1

	Total Losses and Loss Expenses Incurred			Loss and Loss Expense Percentage (Incurred / Premiums Earned)			Nontabular Discount		34 Inter-Company Pooling Participation Percentage	Net Balance Sheet Reserves After Discount	
	26 Direct and Assumed	27 Ceded	28 Net	29 Direct and Assumed	30 Ceded	31 Net	32 Loss	33 Loss Expense		35 Losses Unpaid	36 Loss Expenses Unpaid
1. Prior.....	XXX	XXX	XXX	XXX	XXX	XXX	0	0	XXX	0	0
2. 2013.....	0	0	0	0.0	0.0	0.0	0	0	0.0	0	0
3. 2014.....	0	0	0	0.0	0.0	0.0	0	0	0.0	0	0
4. 2015.....	0	0	0	0.0	0.0	0.0	0	0	0.0	0	0
5. 2016.....	0	0	0	0.0	0.0	0.0	0	0	0.0	0	0
6. 2017.....	0	0	0	0.0	0.0	0.0	0	0	0.0	0	0
7. 2018.....	0	0	0	0.0	0.0	0.0	0	0	0.0	0	0
8. 2019.....	0	0	0	0.0	0.0	0.0	0	0	0.0	0	0
9. 2020.....	0	0	0	0.0	0.0	0.0	0	0	0.0	0	0
10. 2021.....	24	0	24	61.5	0.0	67.4	0	0	0.0	20	4
11. 2022	847	9	838	63.3	8.4	68.0	0	0	0.0	658	145
12. Totals	XXX	XXX	XXX	XXX	XXX	XXX	0	0	XXX	678	150

ANNUAL STATEMENT FOR THE YEAR 2022 OF THE Ascot Specialty Insurance Company

**SCHEDULE P - PART 1D - WORKERS' COMPENSATION
(EXCLUDING EXCESS WORKERS' COMPENSATION)**

(\$000 OMITTED)

Years in Which Premiums Were Earned and Losses Were Incurred	Premiums Earned			Loss and Loss Expense Payments						10 Salvage and Subrogation Received	11 Total Net Paid Cols (4 - 5 + 6 - 7 + 8 - 9)	12 Number of Claims Reported Direct and Assumed
	1 Direct and Assumed	2 Ceded	3 Net (1 - 2)	Loss Payments		Defense and Cost Containment Payments		Adjusting and Other Payments				
				4 Direct and Assumed	5 Ceded	6 Direct and Assumed	7 Ceded	8 Direct and Assumed	9 Ceded			
1. Prior.....	XXX	XXX	XXX									XXX
2. 2013.....												
3. 2014.....												
4. 2015.....												
5. 2016.....												
6. 2017.....												
7. 2018.....												
8. 2019.....												
9. 2020.....												
10. 2021.....												
11. 2022.....												
12. Totals	XXX	XXX	XXX									XXX

NONE

	Losses Unpaid				Defense and Cost Containment Unpaid				Adjusting and Other Unpaid		23 Salvage and Subrogation Anticipated	24 Total Net Losses and Expenses Unpaid	25 Number of Claims Outstanding Direct and Assumed
	Case Basis		Bulk + IBNR		Case Basis		Bulk + IBNR		Adjusting and Other Unpaid				
	13 Direct and Assumed	14 Ceded	15 Direct and Assumed	16 Ceded	17 Direct and Assumed	18 Ceded	19 Direct and Assumed	20 Ceded	21 Direct and Assumed	22 Ceded			
1. Prior.....													
2. 2013.....													
3. 2014.....													
4. 2015.....													
5. 2016.....													
6. 2017.....													
7. 2018.....													
8. 2019.....													
9. 2020.....													
10. 2021.....													
11. 2022.....													
12. Totals													

NONE

	Total Losses and Loss Expenses Incurred			Loss and Loss Expense Percentage (Incurred / Premiums Earned)			Nontabular Discount		34 Inter-Company Pooling Participation Percentage	Net Balance Sheet Reserves After Discount	
	26 Direct and Assumed	27 Ceded	28 Net	29 Direct and Assumed	30 Ceded	31 Net	32 Loss	33 Loss Expense		35 Losses Unpaid	36 Loss Expenses Unpaid
	1. Prior.....	XXX	XXX	XXX	XXX	XXX	XXX				XXX
2. 2013.....											
3. 2014.....											
4. 2015.....											
5. 2016.....											
6. 2017.....											
7. 2018.....											
8. 2019.....											
9. 2020.....											
10. 2021.....											
11. 2022.....											
12. Totals	XXX	XXX	XXX	XXX	XXX	XXX			XXX		

NONE

ANNUAL STATEMENT FOR THE YEAR 2022 OF THE Ascot Specialty Insurance Company
SCHEDULE P - PART 1E - COMMERCIAL MULTIPLE PERIL
(\$000 OMITTED)

Years in Which Premiums Were Earned and Losses Were Incurred	Premiums Earned			Loss and Loss Expense Payments						10 Salvage and Subrogation Received	11 Total Net Paid Cols (4 - 5 + 6 - 7 + 8 - 9)	12 Number of Claims Reported Direct and Assumed
	1 Direct and Assumed	2 Ceded	3 Net (1 - 2)	Loss Payments		Defense and Cost Containment Payments		Adjusting and Other Payments				
				4 Direct and Assumed	5 Ceded	6 Direct and Assumed	7 Ceded	8 Direct and Assumed	9 Ceded			
1. Prior.....	XXX.....	XXX.....	XXX.....	0.....	0.....	0.....	0.....	0.....	0.....	0.....	0.....	XXX.....
2. 2013.....	0.....	0.....	0.....	0.....	0.....	0.....	0.....	0.....	0.....	0.....	0.....	0.....
3. 2014.....	0.....	0.....	0.....	0.....	0.....	0.....	0.....	0.....	0.....	0.....	0.....	0.....
4. 2015.....	0.....	0.....	0.....	0.....	0.....	0.....	0.....	0.....	0.....	0.....	0.....	0.....
5. 2016.....	0.....	0.....	0.....	0.....	0.....	0.....	0.....	0.....	0.....	0.....	0.....	0.....
6. 2017.....	0.....	0.....	0.....	0.....	0.....	0.....	0.....	0.....	0.....	0.....	0.....	0.....
7. 2018.....	0.....	0.....	0.....	0.....	0.....	0.....	0.....	0.....	0.....	0.....	0.....	0.....
8. 2019.....	460.....	292.....	168.....	0.....	0.....	1.....	0.....	8.....	0.....	0.....	8.....	1.....
9. 2020.....	4,280.....	1,542.....	2,738.....	3,254.....	1,766.....	91.....	43.....	125.....	8.....	0.....	1,653.....	35.....
10. 2021.....	15,846.....	4,246.....	11,600.....	15,362.....	9,253.....	447.....	237.....	626.....	59.....	0.....	6,885.....	144.....
11. 2022.....	36,504.....	18,395.....	18,110.....	4,065.....	540.....	161.....	25.....	280.....	6.....	0.....	3,934.....	130.....
12. Totals.....	XXX.....	XXX.....	XXX.....	22,680.....	11,559.....	699.....	305.....	1,038.....	73.....	0.....	12,481.....	XXX.....

	Losses Unpaid				Defense and Cost Containment Unpaid				Adjusting and Other Unpaid		23 Salvage and Subrogation Anticipated	24 Total Net Losses and Expenses Unpaid	25 Number of Claims Outstanding Direct and Assumed
	Case Basis		Bulk + IBNR		Case Basis		Bulk + IBNR		21 Direct and Assumed	22 Ceded			
	13 Direct and Assumed	14 Ceded	15 Direct and Assumed	16 Ceded	17 Direct and Assumed	18 Ceded	19 Direct and Assumed	20 Ceded					
1. Prior.....	0.....	0.....	0.....	0.....	0.....	0.....	0.....	0.....	0.....	0.....	0.....	0.....	0.....
2. 2013.....	0.....	0.....	0.....	0.....	0.....	0.....	0.....	0.....	0.....	0.....	0.....	0.....	0.....
3. 2014.....	0.....	0.....	0.....	0.....	0.....	0.....	0.....	0.....	0.....	0.....	0.....	0.....	0.....
4. 2015.....	0.....	0.....	0.....	0.....	0.....	0.....	0.....	0.....	0.....	0.....	0.....	0.....	0.....
5. 2016.....	0.....	0.....	0.....	0.....	0.....	0.....	0.....	0.....	0.....	0.....	0.....	0.....	0.....
6. 2017.....	0.....	0.....	0.....	0.....	0.....	0.....	0.....	0.....	0.....	0.....	0.....	0.....	0.....
7. 2018.....	0.....	0.....	0.....	0.....	0.....	0.....	0.....	0.....	0.....	0.....	0.....	0.....	0.....
8. 2019.....	0.....	0.....	0.....	0.....	0.....	0.....	1.....	0.....	10.....	0.....	0.....	11.....	0.....
9. 2020.....	30.....	0.....	532.....	58.....	13.....	0.....	70.....	1.....	112.....	0.....	0.....	698.....	6.....
10. 2021.....	1,261.....	132.....	2,775.....	1,557.....	153.....	10.....	160.....	50.....	423.....	15.....	0.....	3,008.....	35.....
11. 2022.....	6,313.....	2,180.....	23,116.....	14,811.....	387.....	159.....	823.....	242.....	1,101.....	100.....	0.....	14,249.....	88.....
12. Totals.....	7,604.....	2,312.....	26,423.....	16,426.....	553.....	169.....	1,054.....	293.....	1,645.....	115.....	0.....	17,965.....	129.....

	Total Losses and Loss Expenses Incurred			Loss and Loss Expense Percentage (Incurred / Premiums Earned)			Nontabular Discount		34 Inter-Company Pooling Participation Percentage	Net Balance Sheet Reserves After Discount	
	26 Direct and Assumed	27 Ceded	28 Net	29 Direct and Assumed	30 Ceded	31 Net	32 Loss	33 Loss Expense		35 Losses Unpaid	36 Loss Expenses Unpaid
1. Prior.....	XXX.....	XXX.....	XXX.....	XXX.....	XXX.....	XXX.....	0.....	0.....	XXX.....	0.....	0.....
2. 2013.....	0.....	0.....	0.....	0.0.....	0.0.....	0.0.....	0.....	0.....	0.0.....	0.....	0.....
3. 2014.....	0.....	0.....	0.....	0.0.....	0.0.....	0.0.....	0.....	0.....	0.0.....	0.....	0.....
4. 2015.....	0.....	0.....	0.....	0.0.....	0.0.....	0.0.....	0.....	0.....	0.0.....	0.....	0.....
5. 2016.....	0.....	0.....	0.....	0.0.....	0.0.....	0.0.....	0.....	0.....	0.0.....	0.....	0.....
6. 2017.....	0.....	0.....	0.....	0.0.....	0.0.....	0.0.....	0.....	0.....	0.0.....	0.....	0.....
7. 2018.....	0.....	0.....	0.....	0.0.....	0.0.....	0.0.....	0.....	0.....	0.0.....	0.....	0.....
8. 2019.....	19.....	0.....	19.....	4.2.....	0.1.....	11.3.....	0.....	0.....	0.0.....	0.....	10.....
9. 2020.....	4,226.....	1,876.....	2,351.....	98.7.....	121.6.....	85.8.....	0.....	0.....	0.0.....	504.....	194.....
10. 2021.....	21,205.....	11,312.....	9,893.....	133.8.....	266.4.....	85.3.....	0.....	0.....	0.0.....	2,347.....	661.....
11. 2022.....	36,246.....	18,063.....	18,183.....	99.3.....	98.2.....	100.4.....	0.....	0.....	0.0.....	12,439.....	1,810.....
12. Totals.....	XXX.....	XXX.....	XXX.....	XXX.....	XXX.....	XXX.....	0.....	0.....	XXX.....	15,289.....	2,675.....

Schedule P - Part 1F - Section 1 - Medical Professional Liability - Occurrence

N O N E

Schedule P - Part 1F - Section 2 - Medical Professional Liability - Claims-Made

N O N E

ANNUAL STATEMENT FOR THE YEAR 2022 OF THE Ascot Specialty Insurance Company
SCHEDULE P - PART 1G - SPECIAL LIABILITY (OCEAN MARINE, AIRCRAFT (ALL PERILS),
BOILER AND MACHINERY)

(\$000 OMITTED)

Years in Which Premiums Were Earned and Losses Were Incurred	Premiums Earned			Loss and Loss Expense Payments						10 Salvage and Subrogation Received	11 Total Net Paid Cols (4 - 5 + 6 - 7 + 8 - 9)	12 Number of Claims Reported Direct and Assumed
	1	2	3	Loss Payments		Defense and Cost Containment Payments		Adjusting and Other Payments				
	Direct and Assumed	Ceded	Net (1 - 2)	4 Direct and Assumed	5 Ceded	6 Direct and Assumed	7 Ceded	8 Direct and Assumed	9 Ceded			
1. Prior	XXX	XXX	XXX	0	0	0	0	0	0	0	0	XXX
2. 2013	0	0	0	0	0	0	0	0	0	0	0	XXX
3. 2014	0	0	0	0	0	0	0	0	0	0	0	XXX
4. 2015	0	0	0	0	0	0	0	0	0	0	0	XXX
5. 2016	0	0	0	0	0	0	0	0	0	0	0	XXX
6. 2017	0	0	0	0	0	0	0	0	0	0	0	XXX
7. 2018	0	0	0	0	0	0	0	0	0	0	0	XXX
8. 2019	45	27	19	0	0	0	0	0	0	0	0	XXX
9. 2020	141	62	78	0	0	0	0	6	0	0	0	XXX
10. 2021	150	49	101	10	3	0	0	1	0	0	0	XXX
11. 2022	123	38	85	0	0	0	0	0	0	0	0	XXX
12. Totals	XXX	XXX	XXX	10	3	0	0	7	0	0	0	XXX

	Losses Unpaid				Defense and Cost Containment Unpaid				Adjusting and Other Unpaid		23 Salvage and Subrogation Anticipated	24 Total Net Losses and Expenses Unpaid	25 Number of Claims Outstanding Direct and Assumed
	Case Basis		Bulk + IBNR		Case Basis		Bulk + IBNR		21 Direct and Assumed	22 Ceded			
	13 Direct and Assumed	14 Ceded	15 Direct and Assumed	16 Ceded	17 Direct and Assumed	18 Ceded	19 Direct and Assumed	20 Ceded					
1. Prior	0	0	0	0	0	0	0	0	0	0	0	0	0
2. 2013	0	0	0	0	0	0	0	0	0	0	0	0	0
3. 2014	0	0	0	0	0	0	0	0	0	0	0	0	0
4. 2015	0	0	0	0	0	0	0	0	0	0	0	0	0
5. 2016	0	0	0	0	0	0	0	0	0	0	0	0	0
6. 2017	0	0	0	0	0	0	0	0	0	0	0	0	0
7. 2018	0	0	0	0	0	0	0	0	0	0	0	0	0
8. 2019	0	0	5	2	0	0	0	0	1	0	0	4	0
9. 2020	0	0	29	10	0	0	2	0	3	0	0	23	0
10. 2021	15	5	48	14	0	0	3	1	4	0	0	49	1
11. 2022	0	0	89	34	0	0	5	2	4	0	0	61	0
12. Totals	15	5	171	59	0	0	9	3	12	1	0	139	1

	Total Losses and Loss Expenses Incurred			Loss and Loss Expense Percentage (Incurred / Premiums Earned)			Nontabular Discount		34 Inter-Company Pooling Participation Percentage	Net Balance Sheet Reserves After Discount	
	26	27	28	29	30	31	32	33		35	36
	Direct and Assumed	Ceded	Net	Direct and Assumed	Ceded	Net	Loss	Loss Expense		Losses Unpaid	Loss Expenses Unpaid
1. Prior	XXX	XXX	XXX	XXX	XXX	XXX	0	0	XXX	0	0
2. 2013	0	0	0	0.0	0.0	0.0	0	0	0.0	0	0
3. 2014	0	0	0	0.0	0.0	0.0	0	0	0.0	0	0
4. 2015	0	0	0	0.0	0.0	0.0	0	0	0.0	0	0
5. 2016	0	0	0	0.0	0.0	0.0	0	0	0.0	0	0
6. 2017	0	0	0	0.0	0.0	0.0	0	0	0.0	0	0
7. 2018	0	0	0	0.0	0.0	0.0	0	0	0.0	0	0
8. 2019	6	2	4	14.1	7.1	24.1	0	0	0.0	3	1
9. 2020	40	10	30	28.3	16.4	37.7	0	0	0.0	19	4
10. 2021	80	23	57	53.6	47.4	56.7	0	0	0.0	44	5
11. 2022	98	36	61	79.5	95.0	72.6	0	0	0.0	55	6
12. Totals	XXX	XXX	XXX	XXX	XXX	XXX	0	0	XXX	122	17

ANNUAL STATEMENT FOR THE YEAR 2022 OF THE Ascot Specialty Insurance Company
SCHEDULE P - PART 1H - SECTION 1 - OTHER LIABILITY - OCCURRENCE
(\$000 OMITTED)

Years in Which Premiums Were Earned and Losses Were Incurred	Premiums Earned			Loss and Loss Expense Payments						10 Salvage and Subrogation Received	11 Total Net Paid Cols (4 - 5 + 6 - 7 + 8 - 9)	12 Number of Claims Reported Direct and Assumed
	1 Direct and Assumed	2 Ceded	3 Net (1 - 2)	Loss Payments		Defense and Cost Containment Payments		Adjusting and Other Payments				
				4 Direct and Assumed	5 Ceded	6 Direct and Assumed	7 Ceded	8 Direct and Assumed	9 Ceded			
1. Prior.....	XXX	XXX	XXX	0	0	0	0	0	0	0	0	XXX
2. 2013.....	0	0	0	0	0	0	0	0	0	0	0	0
3. 2014.....	0	0	0	0	0	0	0	0	0	0	0	0
4. 2015.....	0	0	0	0	0	0	0	0	0	0	0	0
5. 2016.....	0	0	0	0	0	0	0	0	0	0	0	0
6. 2017.....	0	0	0	0	0	0	0	0	0	0	0	0
7. 2018.....	0	0	0	0	0	0	0	0	0	0	0	0
8. 2019.....	1,962	1,568	394	0	0	11	8	75	0	0	0	77
9. 2020.....	7,671	5,714	1,958	456	421	124	86	216	21	0	0	269
10. 2021.....	46,690	27,403	19,287	14,379	9,208	160	56	886	14	0	0	6,147
11. 2022.....	117,558	51,891	65,667	46	2	56	2	453	1	0	0	551
12. Totals	XXX	XXX	XXX	14,881	9,630	351	152	1,629	35	0	0	7,043

	Losses Unpaid				Defense and Cost Containment Unpaid				Adjusting and Other Unpaid		23 Salvage and Subrogation Anticipated	24 Total Net Losses and Expenses Unpaid	25 Number of Claims Outstanding Direct and Assumed
	Case Basis		Bulk + IBNR		Case Basis		Bulk + IBNR		21 Direct and Assumed	22 Ceded			
	13 Direct and Assumed	14 Ceded	15 Direct and Assumed	16 Ceded	17 Direct and Assumed	18 Ceded	19 Direct and Assumed	20 Ceded					
1. Prior.....	0	0	0	0	0	0	0	0	0	0	0	0	0
2. 2013.....	0	0	0	0	0	0	0	0	0	0	0	0	0
3. 2014.....	0	0	0	0	0	0	0	0	0	0	0	0	0
4. 2015.....	0	0	0	0	0	0	0	0	0	0	0	0	0
5. 2016.....	0	0	0	0	0	0	0	0	0	0	0	0	0
6. 2017.....	0	0	0	0	0	0	0	0	0	0	0	0	0
7. 2018.....	0	0	0	0	0	0	0	0	0	0	0	0	0
8. 2019.....	0	0	996	796	0	0	143	112	76	28	0	279	0
9. 2020.....	102	80	4,731	3,383	106	80	681	478	356	140	0	1,814	4
10. 2021.....	786	115	23,932	14,369	172	31	3,431	2,030	1,868	517	0	13,128	67
11. 2022.....	1,576	0	59,786	27,114	206	1	8,574	3,834	4,636	964	0	42,866	128
12. Totals	2,464	195	89,445	45,662	484	112	12,829	6,454	6,936	1,649	0	58,087	199

	Total Losses and Loss Expenses Incurred			Loss and Loss Expense Percentage (Incurred / Premiums Earned)			Nontabular Discount		34 Inter-Company Pooling Participation Percentage	Net Balance Sheet Reserves After Discount	
	26 Direct and Assumed	27 Ceded	28 Net	29 Direct and Assumed	30 Ceded	31 Net	32 Loss	33 Loss Expense		35 Losses Unpaid	36 Loss Expenses Unpaid
1. Prior.....	XXX	XXX	XXX	XXX	XXX	XXX	0	0	XXX	0	0
2. 2013.....	0	0	0	0.0	0.0	0.0	0	0	0.0	0	0
3. 2014.....	0	0	0	0.0	0.0	0.0	0	0	0.0	0	0
4. 2015.....	0	0	0	0.0	0.0	0.0	0	0	0.0	0	0
5. 2016.....	0	0	0	0.0	0.0	0.0	0	0	0.0	0	0
6. 2017.....	0	0	0	0.0	0.0	0.0	0	0	0.0	0	0
7. 2018.....	0	0	0	0.0	0.0	0.0	0	0	0.0	0	0
8. 2019.....	1,300	945	356	66.3	60.2	90.2	0	0	0.0	200	79
9. 2020.....	6,772	4,689	2,083	88.3	82.1	106.4	0	0	0.0	1,370	444
10. 2021.....	45,614	26,338	19,275	97.7	96.1	99.9	0	0	0.0	10,235	2,894
11. 2022.....	75,333	31,917	43,416	64.1	61.5	66.1	0	0	0.0	34,248	8,618
12. Totals	XXX	XXX	XXX	XXX	XXX	XXX	0	0	XXX	46,053	12,034

ANNUAL STATEMENT FOR THE YEAR 2022 OF THE Ascot Specialty Insurance Company
SCHEDULE P - PART 1H - SECTION 2 - OTHER LIABILITY - CLAIMS-MADE
(\$000 OMITTED)

Years in Which Premiums Were Earned and Losses Were Incurred	Premiums Earned			Loss and Loss Expense Payments						10 Salvage and Subrogation Received	11 Total Net Paid Cols (4 - 5 + 6 - 7 + 8 - 9)	12 Number of Claims Reported Direct and Assumed
	1 Direct and Assumed	2 Ceded	3 Net (1 - 2)	Loss Payments		Defense and Cost Containment Payments		Adjusting and Other Payments				
				4 Direct and Assumed	5 Ceded	6 Direct and Assumed	7 Ceded	8 Direct and Assumed	9 Ceded			
1. Prior.....	XXX	XXX	XXX	0	0	0	0	0	0	0	0	XXX
2. 2013.....	0	0	0	0	0	0	0	0	0	0	0	0
3. 2014.....	0	0	0	0	0	0	0	0	0	0	0	0
4. 2015.....	0	0	0	0	0	0	0	0	0	0	0	0
5. 2016.....	0	0	0	0	0	0	0	0	0	0	0	0
6. 2017.....	0	0	0	0	0	0	0	0	0	0	0	0
7. 2018.....	0	0	0	0	0	0	0	0	0	0	0	0
8. 2019.....	5,084	2,955	2,129	160	58	21	10	325	1	0	436	5
9. 2020.....	35,670	18,900	16,769	9,765	5,182	1,278	418	1,381	141	0	6,683	53
10. 2021.....	86,738	44,834	41,903	8,318	3,518	692	85	1,052	35	100	6,423	162
11. 2022.....	172,860	77,357	95,503	1,283	505	295	80	801	33	0	1,760	608
12. Totals	XXX	XXX	XXX	19,525	9,263	2,286	593	3,558	210	100	15,303	XXX

	Losses Unpaid				Defense and Cost Containment Unpaid				Adjusting and Other Unpaid		23 Salvage and Subrogation Anticipated	24 Total Net Losses and Expenses Unpaid	25 Number of Claims Outstanding Direct and Assumed
	Case Basis		Bulk + IBNR		Case Basis		Bulk + IBNR		21 Direct and Assumed	22 Ceded			
	13 Direct and Assumed	14 Ceded	15 Direct and Assumed	16 Ceded	17 Direct and Assumed	18 Ceded	19 Direct and Assumed	20 Ceded					
1. Prior.....	0	0	0	0	0	0	0	0	0	0	0	0	0
2. 2013.....	0	0	0	0	0	0	0	0	0	0	0	0	0
3. 2014.....	0	0	0	0	0	0	0	0	0	0	0	0	0
4. 2015.....	0	0	0	0	0	0	0	0	0	0	0	0	0
5. 2016.....	0	0	0	0	0	0	0	0	0	0	0	0	0
6. 2017.....	0	0	0	0	0	0	0	0	0	0	0	0	0
7. 2018.....	0	0	0	0	0	0	0	0	0	0	0	0	0
8. 2019.....	0	0	1,902	1,183	0	0	687	374	375	143	0	1,264	1
9. 2020.....	135	68	11,850	6,940	288	121	2,529	1,146	1,797	433	0	7,891	33
10. 2021.....	2,202	676	30,653	17,015	532	38	6,531	3,068	4,509	1,102	0	22,526	126
11. 2022.....	2,540	1,199	76,858	33,728	730	121	16,586	6,633	10,156	2,608	0	62,580	587
12. Totals	4,877	1,942	121,263	58,867	1,550	281	26,333	11,222	16,837	4,286	0	94,261	747

	Total Losses and Loss Expenses Incurred			Loss and Loss Expense Percentage (Incurred / Premiums Earned)			Nontabular Discount		34 Inter-Company Pooling Participation Percentage	Net Balance Sheet Reserves After Discount	
	26 Direct and Assumed	27 Ceded	28 Net	29 Direct and Assumed	30 Ceded	31 Net	32 Loss	33 Loss Expense		35 Losses Unpaid	36 Loss Expenses Unpaid
1. Prior.....	XXX	XXX	XXX	XXX	XXX	XXX	0	0	XXX	0	0
2. 2013.....	0	0	0	0.0	0.0	0.0	0	0	0.0	0	0
3. 2014.....	0	0	0	0.0	0.0	0.0	0	0	0.0	0	0
4. 2015.....	0	0	0	0.0	0.0	0.0	0	0	0.0	0	0
5. 2016.....	0	0	0	0.0	0.0	0.0	0	0	0.0	0	0
6. 2017.....	0	0	0	0.0	0.0	0.0	0	0	0.0	0	0
7. 2018.....	0	0	0	0.0	0.0	0.0	0	0	0.0	0	0
8. 2019.....	3,469	1,769	1,700	68.2	59.9	79.9	0	0	0.0	719	545
9. 2020.....	29,023	14,449	14,574	81.4	76.4	86.9	0	0	0.0	4,978	2,914
10. 2021.....	54,487	25,538	28,949	62.8	57.0	69.1	0	0	0.0	15,164	7,363
11. 2022.....	109,248	44,908	64,340	63.2	58.1	67.4	0	0	0.0	44,470	18,110
12. Totals	XXX	XXX	XXX	XXX	XXX	XXX	0	0	XXX	65,331	28,931

ANNUAL STATEMENT FOR THE YEAR 2022 OF THE Ascot Specialty Insurance Company
SCHEDULE P - PART 11 - SPECIAL PROPERTY (FIRE, ALLIED LINES, INLAND MARINE, EARTHQUAKE, BURGLARY AND THEFT)
(\$000 OMITTED)

Years in Which Premiums Were Earned and Losses Were Incurred	Premiums Earned			Loss and Loss Expense Payments							12 Number of Claims Reported Direct and Assumed	
	1 Direct and Assumed	2 Ceded	3 Net (1 - 2)	Loss Payments		Defense and Cost Containment Payments		Adjusting and Other Payments		10 Salvage and Subrogation Received		11 Total Net Paid Cols (4 - 5 + 6 - 7 + 8 - 9)
				4 Direct and Assumed	5 Ceded	6 Direct and Assumed	7 Ceded	8 Direct and Assumed	9 Ceded			
1. Prior	XXX	XXX	XXX	19	5	16	4	31	1	4	56	XXX
2. 2021	7,071	2,924	4,147	3,991	1,511	152	54	314	14	45	2,878	XXX
3. 2022	19,138	8,067	11,072	742	215	39	11	126	3	0	677	XXX
4. Totals	XXX	XXX	XXX	4,752	1,732	206	69	471	17	49	3,611	XXX

	Losses Unpaid				Defense and Cost Containment Unpaid				Adjusting and Other Unpaid		23 Salvage and Subrogation Anticipated	24 Total Net Losses and Expenses Unpaid	25 Number of Claims Outstanding Direct and Assumed
	Case Basis		Bulk + IBNR		Case Basis		Bulk + IBNR		Adjusting and Other Unpaid				
	13 Direct and Assumed	14 Ceded	15 Direct and Assumed	16 Ceded	17 Direct and Assumed	18 Ceded	19 Direct and Assumed	20 Ceded	21 Direct and Assumed	22 Ceded			
1. Prior	0	0	138	105	4	1	8	2	94	1	0	135	1
2. 2021	416	202	1,003	342	23	11	27	7	161	5	0	1,063	6
3. 2022	742	265	3,507	1,445	30	8	91	32	270	10	0	2,880	10
4. Totals	1,158	467	4,649	1,892	56	20	125	41	526	15	0	4,078	17

	Total Losses and Loss Expenses Incurred			Loss and Loss Expense Percentage (Incurred /Premiums Earned)			Nontabular Discount		34 Inter-Company Pooling Participation Percentage	Net Balance Sheet Reserves After Discount	
	26 Direct and Assumed	27 Ceded	28 Net	29 Direct and Assumed	30 Ceded	31 Net	32 Loss	33 Loss Expense		35 Losses Unpaid	36 Loss Expenses Unpaid
	1. Prior	XXX	XXX	XXX	XXX	XXX	XXX	0		0	XXX
2. 2021	6,087	2,146	3,941	86.1	73.4	95.0	0	0	0.0	874	188
3. 2022	5,546	1,989	3,557	29.0	24.7	32.1	0	0	0.0	2,539	341
4. Totals	XXX	XXX	XXX	XXX	XXX	XXX	0	0	XXX	3,447	631

ANNUAL STATEMENT FOR THE YEAR 2022 OF THE Ascot Specialty Insurance Company
SCHEDULE P - PART 1J - AUTO PHYSICAL DAMAGE
(\$000 OMITTED)

Years in Which Premiums Were Earned and Losses Were Incurred	Premiums Earned			Loss and Loss Expense Payments							12 Number of Claims Reported Direct and Assumed	
	1 Direct and Assumed	2 Ceded	3 Net (1 - 2)	Loss Payments		Defense and Cost Containment Payments		Adjusting and Other Payments		10 Salvage and Subrogation Received		11 Total Net Paid Cols (4 - 5 + 6 - 7 + 8 - 9)
				4 Direct and Assumed	5 Ceded	6 Direct and Assumed	7 Ceded	8 Direct and Assumed	9 Ceded			
1. Prior	XXX	XXX	XXX	0	0	0	0	0	0	0	0	XXX
2. 2021	12	1	11	0	0	0	0	0	0	0	0	6
3. 2022	210	12	198	56	0	1	0	23	0	0	80	9
4. Totals	XXX	XXX	XXX	56	0	1	0	23	0	0	80	XXX

	Losses Unpaid				Defense and Cost Containment Unpaid				Adjusting and Other Unpaid		23 Salvage and Subrogation Anticipated	24 Total Net Losses and Expenses Unpaid	25 Number of Claims Outstanding Direct and Assumed
	Case Basis		Bulk + IBNR		Case Basis		Bulk + IBNR		Other Unpaid				
	13 Direct and Assumed	14 Ceded	15 Direct and Assumed	16 Ceded	17 Direct and Assumed	18 Ceded	19 Direct and Assumed	20 Ceded	21 Direct and Assumed	22 Ceded			
1. Prior	0	0	0	0	0	0	0	0	0	0	0	0	0
2. 2021	0	0	6	0	0	0	1	0	0	0	0	7	0
3. 2022	1	0	105	0	0	0	15	0	8	0	0	129	9
4. Totals	1	0	111	0	0	0	16	0	9	0	0	136	9

	Total Losses and Loss Expenses Incurred			Loss and Loss Expense Percentage (Incurred / Premiums Earned)			Nontabular Discount		34 Inter-Company Pooling Participation Percentage	Net Balance Sheet Reserves After Discount	
	26 Direct and Assumed	27 Ceded	28 Net	29 Direct and Assumed	30 Ceded	31 Net	32 Loss	33 Loss Expense		35 Losses Unpaid	36 Loss Expenses Unpaid
	1. Prior	XXX	XXX	XXX	XXX	XXX	XXX	0		0	XXX
2. 2021	7	0	7	61.5	0.0	65.3	0	0	0.0	6	1
3. 2022	208	0	208	99.0	0.0	105.0	0	0	0.0	105	23
4. Totals	XXX	XXX	XXX	XXX	XXX	XXX	0	0	XXX	111	25

ANNUAL STATEMENT FOR THE YEAR 2022 OF THE Ascot Specialty Insurance Company
SCHEDULE P - PART 1K - FIDELITY/SURETY
(\$000 OMITTED)

Years in Which Premiums Were Earned and Losses Were Incurred	Premiums Earned			Loss and Loss Expense Payments						12 Number of Claims Reported Direct and Assumed		
	1 Direct and Assumed	2 Ceded	3 Net (1 - 2)	Loss Payments		Defense and Cost Containment Payments		Adjusting and Other Payments			10 Salvage and Subrogation Received	11 Total Net Paid Cols (4 - 5 + 6 - 7 + 8 - 9)
				4 Direct and Assumed	5 Ceded	6 Direct and Assumed	7 Ceded	8 Direct and Assumed	9 Ceded			
	NONE											
1. Prior.....	XXX	XXX	XXX									XXX
2. 2021.....												XXX
3. 2022.....												XXX
4. Totals	XXX	XXX	XXX									XXX

	Losses Unpaid				Defense and Cost Containment Unpaid				Adjusting and Other Unpaid		23 Salvage and Subrogation Anticipated	24 Total Net Losses and Expenses Unpaid	25 Number of Claims Outstanding Direct and Assumed	
	Case Basis		Bulk + IBNR		Case Basis		Bulk + IBNR		Adjusting and Other Unpaid					
	13 Direct and Assumed	14 Ceded	15 Direct and Assumed	16 Ceded	17 Direct and Assumed	18 Ceded	19 Direct and Assumed	20 Ceded	21 Direct and Assumed	22 Ceded				
NONE														
1. Prior.....														
2. 2021.....														
3. 2022.....														
4. Totals														

	Total Losses and Loss Expenses Incurred			Loss and Loss Expense Percentage (Incurred / Premiums Earned)			Nontabular Discount		34 Inter-Company Pooling Participation Percentage	Net Balance Sheet Reserves After Discount	
	26 Direct and Assumed	27 Ceded	28 Net	29 Direct and Assumed	30 Ceded	31 Net	32 Loss	33 Loss Expense		35 Losses Unpaid	36 Loss Expenses Unpaid
	NONE										
1. Prior.....	XXX	XXX	XXX	XXX	XXX	XXX			XXX		
2. 2021.....											
3. 2022.....											
4. Totals	XXX	XXX	XXX	XXX	XXX	XXX			XXX		

ANNUAL STATEMENT FOR THE YEAR 2022 OF THE Ascot Specialty Insurance Company
SCHEDULE P - PART 1L - OTHER (INCLUDING CREDIT, ACCIDENT AND HEALTH)
(\$000 OMITTED)

Years in Which Premiums Were Earned and Losses Were Incurred	Premiums Earned			Loss and Loss Expense Payments							12 Number of Claims Reported Direct and Assumed	
	1 Direct and Assumed	2 Ceded	3 Net (1 - 2)	Loss Payments		Defense and Cost Containment Payments		Adjusting and Other Payments		10 Salvage and Subrogation Received		11 Total Net Paid Cols (4 - 5 + 6 - 7 + 8 - 9)
				4 Direct and Assumed	5 Ceded	6 Direct and Assumed	7 Ceded	8 Direct and Assumed	9 Ceded			
1. Prior	XXX	XXX	XXX	0	0	0	0	0	0	0	0	XXX
2. 2021	50	35	15	0	0	0	0	0	0	0	0	XXX
3. 2022	225	158	68	0	0	0	0	3	0	0	0	XXX
4. Totals	XXX	XXX	XXX	0	0	0	0	3	0	0	0	XXX

	Losses Unpaid				Defense and Cost Containment Unpaid				Adjusting and Other Unpaid		23 Salvage and Subrogation Anticipated	24 Total Net Losses and Expenses Unpaid	25 Number of Claims Outstanding Direct and Assumed
	Case Basis		Bulk + IBNR		Case Basis		Bulk + IBNR		Adjusting and Other Unpaid				
	13 Direct and Assumed	14 Ceded	15 Direct and Assumed	16 Ceded	17 Direct and Assumed	18 Ceded	19 Direct and Assumed	20 Ceded	21 Direct and Assumed	22 Ceded			
1. Prior	0	0	0	0	0	0	0	0	1	0	0	1	0
2. 2021	0	0	27	19	0	0	1	1	1	0	0	10	0
3. 2022	0	0	109	76	0	0	3	2	5	1	0	39	0
4. Totals	0	0	136	95	0	0	4	3	8	1	0	50	0

	Total Losses and Loss Expenses Incurred			Loss and Loss Expense Percentage (Incurred / Premiums Earned)			Nontabular Discount		34 Inter-Company Pooling Participation Percentage	Net Balance Sheet Reserves After Discount	
	26 Direct and Assumed	27 Ceded	28 Net	29 Direct and Assumed	30 Ceded	31 Net	32 Loss	33 Loss Expense		35 Losses Unpaid	36 Loss Expenses Unpaid
	1. Prior	XXX	XXX	XXX	XXX	XXX	XXX	0		0	XXX
2. 2021	29	20	10	58.5	56.1	63.9	0	0	0.0	8	1
3. 2022	120	79	42	53.5	50.0	61.8	0	0	0.0	33	6
4. Totals	XXX	XXX	XXX	XXX	XXX	XXX	0	0	XXX	41	9

Schedule P - Part 1M - International

NONE

Schedule P - Part 1N - Reinsurance - Nonproportional Assumed Property

NONE

Schedule P - Part 1O - Reinsurance - Nonproportional Assumed Liability

NONE

Schedule P - Part 1P - Reinsurance - Nonproportional Assumed Financial Lines

NONE

Schedule P - Part 1R - Section 1 - Products Liability - Occurrence

NONE

Schedule P - Part 1R - Section 2 - Products Liability - Claims-Made

NONE

Schedule P - Part 1S - Financial Guaranty/Mortgage Guaranty

NONE

Schedule P - Part 1T - Warranty

NONE

ANNUAL STATEMENT FOR THE YEAR 2022 OF THE Ascot Specialty Insurance Company

SCHEDULE P - PART 2A - HOMEOWNERS/FAROWNERS

Years in Which Losses Were Incurred	INCURRED NET LOSSES AND DEFENSE AND COST CONTAINMENT EXPENSES REPORTED AT YEAR END (\$000 OMITTED)										DEVELOPMENT	
	1 2013	2 2014	3 2015	4 2016	5 2017	6 2018	7 2019	8 2020	9 2021	10 2022	11 One Year	12 Two Year
1. Prior.....												
2. 2013.....												
3. 2014.....	XXX											
4. 2015.....	XXX	XXX										
5. 2016.....	XXX	XXX	XXX									
6. 2017.....	XXX	XXX	XXX	XXX								
7. 2018.....	XXX	XXX	XXX	XXX	XXX							
8. 2019.....	XXX	XXX	XXX	XXX	XXX	XXX						
9. 2020.....	XXX	XXX	XXX	XXX	XXX	XXX	XXX					
10. 2021.....	XXX	XXX	XXX	XXX	XXX	XXX	XXX	XXX				XXX
11. 2022.....	XXX	XXX	XXX	XXX	XXX	XXX	XXX	XXX	XXX			XXX
12. Totals												

NONE

SCHEDULE P - PART 2B - PRIVATE PASSENGER AUTO LIABILITY/MEDICAL

Years in Which Losses Were Incurred	INCURRED NET LOSSES AND DEFENSE AND COST CONTAINMENT EXPENSES REPORTED AT YEAR END (\$000 OMITTED)										DEVELOPMENT	
	1 2013	2 2014	3 2015	4 2016	5 2017	6 2018	7 2019	8 2020	9 2021	10 2022	11 One Year	12 Two Year
1. Prior.....												
2. 2013.....												
3. 2014.....	XXX											
4. 2015.....	XXX	XXX										
5. 2016.....	XXX	XXX	XXX									
6. 2017.....	XXX	XXX	XXX	XXX								
7. 2018.....	XXX	XXX	XXX	XXX	XXX							
8. 2019.....	XXX	XXX	XXX	XXX	XXX	XXX						
9. 2020.....	XXX	XXX	XXX	XXX	XXX	XXX	XXX					
10. 2021.....	XXX	XXX	XXX	XXX	XXX	XXX	XXX	XXX				XXX
11. 2022.....	XXX	XXX	XXX	XXX	XXX	XXX	XXX	XXX	XXX			XXX
12. Totals											XXX	XXX

NONE

SCHEDULE P - PART 2C - COMMERCIAL AUTO/TRUCK LIABILITY/MEDICAL

Years in Which Losses Were Incurred	INCURRED NET LOSSES AND DEFENSE AND COST CONTAINMENT EXPENSES REPORTED AT YEAR END (\$000 OMITTED)										DEVELOPMENT	
	1 2013	2 2014	3 2015	4 2016	5 2017	6 2018	7 2019	8 2020	9 2021	10 2022	11 One Year	12 Two Year
1. Prior.....	0	0	0	0	0	0	0	0	0	0	0	0
2. 2013.....	0	0	0	0	0	0	0	0	0	0	0	0
3. 2014.....	XXX	0	0	0	0	0	0	0	0	0	0	0
4. 2015.....	XXX	XXX	0	0	0	0	0	0	0	0	0	0
5. 2016.....	XXX	XXX	XXX	0	0	0	0	0	0	0	0	0
6. 2017.....	XXX	XXX	XXX	XXX	0	0	0	0	0	0	0	0
7. 2018.....	XXX	XXX	XXX	XXX	XXX	0	0	0	0	0	0	0
8. 2019.....	XXX	XXX	XXX	XXX	XXX	XXX	0	0	0	0	0	0
9. 2020.....	XXX	XXX	XXX	XXX	XXX	XXX	XXX	0	0	0	0	0
10. 2021.....	XXX	XXX	XXX	XXX	XXX	XXX	XXX	XXX	25	23	(2)	XXX
11. 2022.....	XXX	XXX	XXX	XXX	XXX	XXX	XXX	XXX	XXX	784	XXX	XXX
12. Totals											(2)	0

**SCHEDULE P - PART 2D - WORKERS' COMPENSATION
(EXCLUDING EXCESS WORKERS' COMPENSATION)**

Years in Which Losses Were Incurred	INCURRED NET LOSSES AND DEFENSE AND COST CONTAINMENT EXPENSES REPORTED AT YEAR END (\$000 OMITTED)										DEVELOPMENT	
	1 2013	2 2014	3 2015	4 2016	5 2017	6 2018	7 2019	8 2020	9 2021	10 2022	11 One Year	12 Two Year
1. Prior.....												
2. 2013.....												
3. 2014.....	XXX											
4. 2015.....	XXX	XXX										
5. 2016.....	XXX	XXX	XXX									
6. 2017.....	XXX	XXX	XXX	XXX								
7. 2018.....	XXX	XXX	XXX	XXX	XXX							
8. 2019.....	XXX	XXX	XXX	XXX	XXX	XXX						
9. 2020.....	XXX	XXX	XXX	XXX	XXX	XXX	XXX					
10. 2021.....	XXX	XXX	XXX	XXX	XXX	XXX	XXX	XXX				XXX
11. 2022.....	XXX	XXX	XXX	XXX	XXX	XXX	XXX	XXX	XXX			XXX
12. Totals											XXX	XXX

NONE

SCHEDULE P - PART 2E - COMMERCIAL MULTIPLE PERIL

Years in Which Losses Were Incurred	INCURRED NET LOSSES AND DEFENSE AND COST CONTAINMENT EXPENSES REPORTED AT YEAR END (\$000 OMITTED)										DEVELOPMENT	
	1 2013	2 2014	3 2015	4 2016	5 2017	6 2018	7 2019	8 2020	9 2021	10 2022	11 One Year	12 Two Year
1. Prior.....	0	0	0	0	0	0	0	0	0	0	0	0
2. 2013.....	0	0	0	0	0	0	0	0	0	0	0	0
3. 2014.....	XXX	0	0	0	0	0	0	0	0	0	0	0
4. 2015.....	XXX	XXX	0	0	0	0	0	0	0	0	0	0
5. 2016.....	XXX	XXX	XXX	0	0	0	0	0	0	0	0	0
6. 2017.....	XXX	XXX	XXX	XXX	0	0	0	0	0	0	0	0
7. 2018.....	XXX	XXX	XXX	XXX	XXX	0	0	0	0	0	0	0
8. 2019.....	XXX	XXX	XXX	XXX	XXX	XXX	101	29	1	1	0	(28)
9. 2020.....	XXX	XXX	XXX	XXX	XXX	XXX	2,448	2,209	2,122	(87)	(326)	
10. 2021.....	XXX	XXX	XXX	XXX	XXX	XXX	XXX	10,660	8,919	(1,741)	XXX	
11. 2022.....	XXX	XXX	XXX	XXX	XXX	XXX	XXX	XXX	16,908	XXX	XXX	
12. Totals											(1,828)	(354)

ANNUAL STATEMENT FOR THE YEAR 2022 OF THE Ascot Specialty Insurance Company

SCHEDULE P - PART 2F - SECTION 1 - MEDICAL PROFESSIONAL LIABILITY - OCCURRENCE

Years in Which Losses Were Incurred	INCURRED NET LOSSES AND DEFENSE AND COST CONTAINMENT EXPENSES REPORTED AT YEAR END (\$000 OMITTED)										DEVELOPMENT	
	1 2013	2 2014	3 2015	4 2016	5 2017	6 2018	7 2019	8 2020	9 2021	10 2022	11 One Year	12 Two Year
1. Prior.....												
2. 2013.....												
3. 2014.....	XXX											
4. 2015.....	XXX	XXX										
5. 2016.....	XXX	XXX	XXX									
6. 2017.....	XXX	XXX	XXX	XXX								
7. 2018.....	XXX	XXX	XXX	XXX	XXX							
8. 2019.....	XXX	XXX	XXX	XXX	XXX	XXX						
9. 2020.....	XXX	XXX	XXX	XXX	XXX	XXX	XXX					
10. 2021.....	XXX	XXX	XXX	XXX	XXX	XXX	XXX	XXX				XXX
11. 2022.....	XXX	XXX	XXX	XXX	XXX	XXX	XXX	XXX	XXX		XXX	XXX
12. Totals												

NONE

SCHEDULE P - PART 2F - SECTION 2 - MEDICAL PROFESSIONAL LIABILITY - CLAIMS-MADE

Years in Which Losses Were Incurred	INCURRED NET LOSSES AND DEFENSE AND COST CONTAINMENT EXPENSES REPORTED AT YEAR END (\$000 OMITTED)										DEVELOPMENT	
	1 2013	2 2014	3 2015	4 2016	5 2017	6 2018	7 2019	8 2020	9 2021	10 2022	11 One Year	12 Two Year
1. Prior.....												
2. 2013.....												
3. 2014.....	XXX											
4. 2015.....	XXX	XXX										
5. 2016.....	XXX	XXX	XXX									
6. 2017.....	XXX	XXX	XXX	XXX								
7. 2018.....	XXX	XXX	XXX	XXX	XXX							
8. 2019.....	XXX	XXX	XXX	XXX	XXX	XXX						
9. 2020.....	XXX	XXX	XXX	XXX	XXX	XXX	XXX					
10. 2021.....	XXX	XXX	XXX	XXX	XXX	XXX	XXX	XXX				XXX
11. 2022.....	XXX	XXX	XXX	XXX	XXX	XXX	XXX	XXX	XXX		XXX	XXX
12. Totals												

NONE

SCHEDULE P - PART 2G - SPECIAL LIABILITY (OCEAN MARINE, AIRCRAFT (ALL PERILS), BOILER AND MACHINERY)

Years in Which Losses Were Incurred	INCURRED NET LOSSES AND DEFENSE AND COST CONTAINMENT EXPENSES REPORTED AT YEAR END (\$000 OMITTED)										DEVELOPMENT	
	1 2013	2 2014	3 2015	4 2016	5 2017	6 2018	7 2019	8 2020	9 2021	10 2022	11 One Year	12 Two Year
1. Prior.....	0	0	0	0	0	0	0	0	0	0	0	0
2. 2013.....	0	0	0	0	0	0	0	0	0	0	0	0
3. 2014.....	XXX	0	0	0	0	0	0	0	0	0	0	0
4. 2015.....	XXX	XXX	0	0	0	0	0	0	0	0	0	0
5. 2016.....	XXX	XXX	XXX	0	0	0	0	0	0	0	0	0
6. 2017.....	XXX	XXX	XXX	XXX	0	0	0	0	0	0	0	0
7. 2018.....	XXX	XXX	XXX	XXX	XXX	0	0	0	0	0	0	0
8. 2019.....	XXX	XXX	XXX	XXX	XXX	XXX	11	7	6	4	(2)	(3)
9. 2020.....	XXX	XXX	XXX	XXX	XXX	XXX	XXX	37	29	20	(9)	(17)
10. 2021.....	XXX	XXX	XXX	XXX	XXX	XXX	XXX	XXX	43	52	9	XXX
11. 2022.....	XXX	XXX	XXX	XXX	XXX	XXX	XXX	XXX	XXX	58	XXX	XXX
12. Totals											(2)	(20)

SCHEDULE P - PART 2H - SECTION 1 - OTHER LIABILITY - OCCURRENCE

Years in Which Losses Were Incurred	INCURRED NET LOSSES AND DEFENSE AND COST CONTAINMENT EXPENSES REPORTED AT YEAR END (\$000 OMITTED)										DEVELOPMENT	
	1 2013	2 2014	3 2015	4 2016	5 2017	6 2018	7 2019	8 2020	9 2021	10 2022	11 One Year	12 Two Year
1. Prior.....	0	0	0	0	0	0	0	0	0	0	0	0
2. 2013.....	0	0	0	0	0	0	0	0	0	0	0	0
3. 2014.....	XXX	0	0	0	0	0	0	0	0	0	0	0
4. 2015.....	XXX	XXX	0	0	0	0	0	0	0	0	0	0
5. 2016.....	XXX	XXX	XXX	0	0	0	0	0	0	0	0	0
6. 2017.....	XXX	XXX	XXX	XXX	0	0	0	0	0	0	0	0
7. 2018.....	XXX	XXX	XXX	XXX	XXX	0	0	0	0	0	0	0
8. 2019.....	XXX	XXX	XXX	XXX	XXX	XXX	237	237	232	233	1	(4)
9. 2020.....	XXX	XXX	XXX	XXX	XXX	XXX	XXX	1,241	1,199	1,672	473	431
10. 2021.....	XXX	XXX	XXX	XXX	XXX	XXX	XXX	XXX	12,583	17,053	4,469	XXX
11. 2022.....	XXX	XXX	XXX	XXX	XXX	XXX	XXX	XXX	XXX	39,292	XXX	XXX
12. Totals											4,943	427

SCHEDULE P - PART 2H - SECTION 2 - OTHER LIABILITY - CLAIMS-MADE

Years in Which Losses Were Incurred	INCURRED NET LOSSES AND DEFENSE AND COST CONTAINMENT EXPENSES REPORTED AT YEAR END (\$000 OMITTED)										DEVELOPMENT	
	1 2013	2 2014	3 2015	4 2016	5 2017	6 2018	7 2019	8 2020	9 2021	10 2022	11 One Year	12 Two Year
1. Prior.....	0	0	0	0	0	0	0	0	0	0	0	0
2. 2013.....	0	0	0	0	0	0	0	0	0	0	0	0
3. 2014.....	XXX	0	0	0	0	0	0	0	0	0	0	0
4. 2015.....	XXX	XXX	0	0	0	0	0	0	0	0	0	0
5. 2016.....	XXX	XXX	XXX	0	0	0	0	0	0	0	0	0
6. 2017.....	XXX	XXX	XXX	XXX	0	0	0	0	0	0	0	0
7. 2018.....	XXX	XXX	XXX	XXX	XXX	0	0	0	0	0	0	0
8. 2019.....	XXX	XXX	XXX	XXX	XXX	XXX	1,252	1,265	1,137	1,144	6	(121)
9. 2020.....	XXX	XXX	XXX	XXX	XXX	XXX	XXX	11,026	11,567	11,970	404	944
10. 2021.....	XXX	XXX	XXX	XXX	XXX	XXX	XXX	XXX	24,290	24,526	236	XXX
11. 2022.....	XXX	XXX	XXX	XXX	XXX	XXX	XXX	XXX	XXX	56,025	XXX	XXX
12. Totals											646	823

ANNUAL STATEMENT FOR THE YEAR 2022 OF THE Ascot Specialty Insurance Company
SCHEDULE P - PART 2I - SPECIAL PROPERTY (FIRE, ALLIED LINES, INLAND MARINE, EARTHQUAKE, BURGLARY, AND THEFT)

Years in Which Losses Were Incurred	INCURRED NET LOSSES AND DEFENSE AND COST CONTAINMENT EXPENSES REPORTED AT YEAR END (\$000 OMITTED)										DEVELOPMENT	
	1 2013	2 2014	3 2015	4 2016	5 2017	6 2018	7 2019	8 2020	9 2021	10 2022	11 One Year	12 Two Year
1. Prior.....	XXX	XXX	XXX	XXX	XXX	XXX	XXX	1,083	1,064	946	(117)	(136)
2. 2021.....	XXX	XXX	XXX	XXX	XXX	XXX	XXX	XXX	3,729	3,483	(246)	XXX
3. 2022.....	XXX	XXX	XXX	XXX	XXX	XXX	XXX	XXX	XXX	3,174	XXX	XXX
4. Totals											(363)	(136)

SCHEDULE P - PART 2J - AUTO PHYSICAL DAMAGE

1. Prior.....	XXX	XXX	XXX	XXX	XXX	XXX	XXX	0	0	0	0	0
2. 2021.....	XXX	XXX	XXX	XXX	XXX	XXX	XXX	XXX	7	7	(1)	XXX
3. 2022.....	XXX	XXX	XXX	XXX	XXX	XXX	XXX	XXX	XXX	177	XXX	XXX
4. Totals											(1)	0

SCHEDULE P - PART 2K - FIDELITY/SURETY

1. Prior.....	XXX	XXX	XXX	XXX	XXX	XXX	XXX	XXX	XXX	XXX	XXX	XXX
2. 2021.....	XXX	XXX	XXX	XXX	XXX	XXX	XXX	XXX	XXX	XXX	XXX	XXX
3. 2022.....	XXX	XXX	XXX	XXX	XXX	XXX	XXX	XXX	XXX	XXX	XXX	XXX
4. Totals												

NONE

SCHEDULE P - PART 2L - OTHER (INCLUDING CREDIT, ACCIDENT AND HEALTH)

1. Prior.....	XXX	XXX	XXX	XXX	XXX	XXX	XXX	6	5	0	(5)	(5)
2. 2021.....	XXX	XXX	XXX	XXX	XXX	XXX	XXX	XXX	8	8	0	XXX
3. 2022.....	XXX	XXX	XXX	XXX	XXX	XXX	XXX	XXX	XXX	34	XXX	XXX
4. Totals											(5)	(5)

SCHEDULE P - PART 2M - INTERNATIONAL

1. Prior.....												
2. 2013.....												
3. 2014.....	XXX											
4. 2015.....	XXX	XXX										
5. 2016.....	XXX	XXX	XXX									
6. 2017.....	XXX	XXX	XXX	XXX								
7. 2018.....	XXX	XXX	XXX	XXX	XXX							
8. 2019.....	XXX	XXX	XXX	XXX	XXX	XXX						
9. 2020.....	XXX	XXX	XXX	XXX	XXX	XXX	XXX					
10. 2021.....	XXX	XXX	XXX	XXX	XXX	XXX	XXX	XXX				XXX
11. 2022.....	XXX	XXX	XXX	XXX	XXX	XXX	XXX	XXX	XXX		XXX	XXX
12. Totals												

NONE

Schedule P - Part 2N - Reinsurance - Nonproportional Assumed Property

N O N E

Schedule P - Part 2O - Reinsurance - Nonproportional Assumed Liability

N O N E

Schedule P - Part 2P - Reinsurance - Nonproportional Assumed Financial Lines

N O N E

Schedule P - Part 2R - Section 1 - Products Liability - Occurrence

N O N E

Schedule P - Part 2R - Section 2 - Products Liability - Claims-Made

N O N E

Schedule P - Part 2S - Financial Guaranty/Mortgage Guaranty

N O N E

Schedule P - Part 2T - Warranty

N O N E

ANNUAL STATEMENT FOR THE YEAR 2022 OF THE Ascot Specialty Insurance Company

SCHEDULE P - PART 3A - HOMEOWNERS/FAROWNERS

Years in Which Losses Were Incurred	CUMULATIVE PAID NET LOSSES AND DEFENSE AND COST CONTAINMENT EXPENSES REPORTED AT YEAR END (\$000 OMITTED)										11 Number of Claims Closed With Loss Payment	12 Number of Claims Closed Without Loss Payment	
	1	2	3	4	5	6	7	8	9	10			
	2013	2014	2015	2016	2017	2018	2019	2020	2021	2022			
1. Prior.....	000												
2. 2013.....													
3. 2014.....	XXX												
4. 2015.....	XXX	XXX											
5. 2016.....	XXX	XXX	XXX										
6. 2017.....	XXX	XXX	XXX	XXX									
7. 2018.....	XXX	XXX	XXX	XXX	XXX								
8. 2019.....	XXX	XXX	XXX	XXX	XXX	XXX							
9. 2020.....	XXX	XXX	XXX	XXX	XXX	XXX	XXX						
10. 2021.....	XXX	XXX	XXX	XXX	XXX	XXX	XXX	XXX					
11. 2022.....	XXX	XXX	XXX	XXX	XXX	XXX	XXX	XXX	XXX				

NONE

SCHEDULE P - PART 3B - PRIVATE PASSENGER AUTO LIABILITY/MEDICAL

1. Prior.....	000												
2. 2013.....													
3. 2014.....	XXX												
4. 2015.....	XXX	XXX											
5. 2016.....	XXX	XXX	XXX										
6. 2017.....	XXX	XXX	XXX	XXX									
7. 2018.....	XXX	XXX	XXX	XXX	XXX								
8. 2019.....	XXX	XXX	XXX	XXX	XXX	XXX							
9. 2020.....	XXX	XXX	XXX	XXX	XXX	XXX	XXX						
10. 2021.....	XXX	XXX	XXX	XXX	XXX	XXX	XXX	XXX					
11. 2022.....	XXX	XXX	XXX	XXX	XXX	XXX	XXX	XXX	XXX				

NONE

SCHEDULE P - PART 3C - COMMERCIAL AUTO/TRUCK LIABILITY/MEDICAL

1. Prior.....	000	0	0	0	0	0	0	0	0	0	0	0	0
2. 2013.....	0	0	0	0	0	0	0	0	0	0	0	0	0
3. 2014.....	XXX	0	0	0	0	0	0	0	0	0	0	0	0
4. 2015.....	XXX	XXX	0	0	0	0	0	0	0	0	0	0	0
5. 2016.....	XXX	XXX	XXX	0	0	0	0	0	0	0	0	0	0
6. 2017.....	XXX	XXX	XXX	XXX	0	0	0	0	0	0	0	0	0
7. 2018.....	XXX	XXX	XXX	XXX	XXX	0	0	0	0	0	0	0	0
8. 2019.....	XXX	XXX	XXX	XXX	XXX	XXX	0	0	0	0	0	0	0
9. 2020.....	XXX	XXX	XXX	XXX	XXX	XXX	XXX	0	0	0	0	0	0
10. 2021.....	XXX	XXX	XXX	XXX	XXX	XXX	XXX	XXX	0	0	0	1	0
11. 2022.....	XXX	XXX	XXX	XXX	XXX	XXX	XXX	XXX	XXX	32	0	0	0

**SCHEDULE P - PART 3D - WORKERS' COMPENSATION
(EXCLUDING EXCESS WORKERS' COMPENSATION)**

1. Prior.....	000												
2. 2013.....													
3. 2014.....	XXX												
4. 2015.....	XXX	XXX											
5. 2016.....	XXX	XXX	XXX										
6. 2017.....	XXX	XXX	XXX	XXX									
7. 2018.....	XXX	XXX	XXX	XXX	XXX								
8. 2019.....	XXX	XXX	XXX	XXX	XXX	XXX							
9. 2020.....	XXX	XXX	XXX	XXX	XXX	XXX	XXX						
10. 2021.....	XXX	XXX	XXX	XXX	XXX	XXX	XXX	XXX					
11. 2022.....	XXX	XXX	XXX	XXX	XXX	XXX	XXX	XXX	XXX				

NONE

SCHEDULE P - PART 3E - COMMERCIAL MULTIPLE PERIL

1. Prior.....	000	0	0	0	0	0	0	0	0	0	0	0	0
2. 2013.....	0	0	0	0	0	0	0	0	0	0	0	0	0
3. 2014.....	XXX	0	0	0	0	0	0	0	0	0	0	0	0
4. 2015.....	XXX	XXX	0	0	0	0	0	0	0	0	0	0	0
5. 2016.....	XXX	XXX	XXX	0	0	0	0	0	0	0	0	0	0
6. 2017.....	XXX	XXX	XXX	XXX	0	0	0	0	0	0	0	0	0
7. 2018.....	XXX	XXX	XXX	XXX	XXX	0	0	0	0	0	0	0	0
8. 2019.....	XXX	XXX	XXX	XXX	XXX	XXX	0	0	0	0	0	0	1
9. 2020.....	XXX	XXX	XXX	XXX	XXX	XXX	XXX	55	1,310	1,536	16	13	
10. 2021.....	XXX	XXX	XXX	XXX	XXX	XXX	XXX	XXX	1,909	6,319	72	37	
11. 2022.....	XXX	XXX	XXX	XXX	XXX	XXX	XXX	XXX	XXX	3,661	24	18	

ANNUAL STATEMENT FOR THE YEAR 2022 OF THE Ascot Specialty Insurance Company

SCHEDULE P - PART 3F - SECTION 1 - MEDICAL PROFESSIONAL LIABILITY - OCCURRENCE

Years in Which Losses Were Incurred	CUMULATIVE PAID NET LOSSES AND DEFENSE AND COST CONTAINMENT EXPENSES REPORTED AT YEAR END (\$000 OMITTED)										11 Number of Claims Closed With Loss Payment	12 Number of Claims Closed Without Loss Payment	
	1	2	3	4	5	6	7	8	9	10			
	2013	2014	2015	2016	2017	2018	2019	2020	2021	2022			
1. Prior.....	000.....												
2. 2013.....													
3. 2014.....	XXX.....												
4. 2015.....	XXX.....	XXX.....											
5. 2016.....	XXX.....	XXX.....	XXX.....										
6. 2017.....	XXX.....	XXX.....	XXX.....	XXX.....									
7. 2018.....	XXX.....	XXX.....	XXX.....	XXX.....	XXX.....								
8. 2019.....	XXX.....	XXX.....	XXX.....	XXX.....	XXX.....	XXX.....							
9. 2020.....	XXX.....	XXX.....	XXX.....	XXX.....	XXX.....	XXX.....	XXX.....	XXX.....					
10. 2021.....	XXX.....	XXX.....	XXX.....	XXX.....	XXX.....	XXX.....	XXX.....	XXX.....	XXX.....				
11. 2022.....	XXX.....	XXX.....	XXX.....	XXX.....	XXX.....	XXX.....	XXX.....	XXX.....	XXX.....	XXX.....			

NONE

SCHEDULE P - PART 3F - SECTION 2 - MEDICAL PROFESSIONAL LIABILITY - CLAIMS-MADE

1. Prior.....	000.....												
2. 2013.....													
3. 2014.....	XXX.....												
4. 2015.....	XXX.....	XXX.....											
5. 2016.....	XXX.....	XXX.....	XXX.....										
6. 2017.....	XXX.....	XXX.....	XXX.....	XXX.....									
7. 2018.....	XXX.....	XXX.....	XXX.....	XXX.....	XXX.....								
8. 2019.....	XXX.....	XXX.....	XXX.....	XXX.....	XXX.....	XXX.....							
9. 2020.....	XXX.....	XXX.....	XXX.....	XXX.....	XXX.....	XXX.....	XXX.....						
10. 2021.....	XXX.....	XXX.....	XXX.....	XXX.....	XXX.....	XXX.....	XXX.....	XXX.....	XXX.....				
11. 2022.....	XXX.....	XXX.....	XXX.....	XXX.....	XXX.....	XXX.....	XXX.....	XXX.....	XXX.....	XXX.....			

NONE

SCHEDULE P - PART 3G - SPECIAL LIABILITY (OCEAN MARINE, AIRCRAFT (ALL PERILS), BOILER AND MACHINERY)

1. Prior.....	000.....	0.....	0.....	0.....	0.....	0.....	0.....	0.....	0.....	0.....	0.....	0.....	0.....	XXX.....	XXX.....
2. 2013.....	0.....	0.....	0.....	0.....	0.....	0.....	0.....	0.....	0.....	0.....	0.....	0.....	0.....	XXX.....	XXX.....
3. 2014.....	XXX.....	0.....	0.....	0.....	0.....	0.....	0.....	0.....	0.....	0.....	0.....	0.....	0.....	XXX.....	XXX.....
4. 2015.....	XXX.....	XXX.....	0.....	0.....	0.....	0.....	0.....	0.....	0.....	0.....	0.....	0.....	0.....	XXX.....	XXX.....
5. 2016.....	XXX.....	XXX.....	XXX.....	0.....	0.....	0.....	0.....	0.....	0.....	0.....	0.....	0.....	0.....	XXX.....	XXX.....
6. 2017.....	XXX.....	XXX.....	XXX.....	XXX.....	0.....	0.....	0.....	0.....	0.....	0.....	0.....	0.....	0.....	XXX.....	XXX.....
7. 2018.....	XXX.....	XXX.....	XXX.....	XXX.....	XXX.....	0.....	0.....	0.....	0.....	0.....	0.....	0.....	0.....	XXX.....	XXX.....
8. 2019.....	XXX.....	XXX.....	XXX.....	XXX.....	XXX.....	XXX.....	XXX.....	0.....	0.....	0.....	0.....	0.....	0.....	XXX.....	XXX.....
9. 2020.....	XXX.....	XXX.....	XXX.....	XXX.....	XXX.....	XXX.....	XXX.....	XXX.....	0.....	0.....	0.....	0.....	0.....	XXX.....	XXX.....
10. 2021.....	XXX.....	XXX.....	XXX.....	XXX.....	XXX.....	XXX.....	XXX.....	XXX.....	XXX.....	0.....	0.....	0.....	6.....	XXX.....	XXX.....
11. 2022.....	XXX.....	XXX.....	XXX.....	XXX.....	XXX.....	XXX.....	XXX.....	XXX.....	XXX.....	XXX.....	XXX.....	0.....	0.....	XXX.....	XXX.....

SCHEDULE P - PART 3H - SECTION 1 - OTHER LIABILITY - OCCURRENCE

1. Prior.....	000.....	0.....	0.....	0.....	0.....	0.....	0.....	0.....	0.....	0.....	0.....	0.....	0.....	0.....	0.....
2. 2013.....	0.....	0.....	0.....	0.....	0.....	0.....	0.....	0.....	0.....	0.....	0.....	0.....	0.....	0.....	0.....
3. 2014.....	XXX.....	0.....	0.....	0.....	0.....	0.....	0.....	0.....	0.....	0.....	0.....	0.....	0.....	0.....	0.....
4. 2015.....	XXX.....	XXX.....	0.....	0.....	0.....	0.....	0.....	0.....	0.....	0.....	0.....	0.....	0.....	0.....	0.....
5. 2016.....	XXX.....	XXX.....	XXX.....	0.....	0.....	0.....	0.....	0.....	0.....	0.....	0.....	0.....	0.....	0.....	0.....
6. 2017.....	XXX.....	XXX.....	XXX.....	XXX.....	0.....	0.....	0.....	0.....	0.....	0.....	0.....	0.....	0.....	0.....	0.....
7. 2018.....	XXX.....	XXX.....	XXX.....	XXX.....	XXX.....	0.....	0.....	0.....	0.....	0.....	0.....	0.....	0.....	0.....	0.....
8. 2019.....	XXX.....	XXX.....	XXX.....	XXX.....	XXX.....	XXX.....	XXX.....	2.....	2.....	2.....	2.....	2.....	2.....	0.....	2.....
9. 2020.....	XXX.....	XXX.....	XXX.....	XXX.....	XXX.....	XXX.....	XXX.....	XXX.....	21.....	29.....	73.....	73.....	73.....	3.....	0.....
10. 2021.....	XXX.....	XXX.....	XXX.....	XXX.....	XXX.....	XXX.....	XXX.....	XXX.....	XXX.....	4.....	5,275.....	5,275.....	5,275.....	6.....	2.....
11. 2022.....	XXX.....	XXX.....	XXX.....	XXX.....	XXX.....	XXX.....	XXX.....	XXX.....	XXX.....	XXX.....	98.....	98.....	98.....	9.....	5.....

SCHEDULE P - PART 3H - SECTION 2 - OTHER LIABILITY - CLAIMS-MADE

1. Prior.....	000.....	0.....	0.....	0.....	0.....	0.....	0.....	0.....	0.....	0.....	0.....	0.....	0.....	0.....	0.....
2. 2013.....	0.....	0.....	0.....	0.....	0.....	0.....	0.....	0.....	0.....	0.....	0.....	0.....	0.....	0.....	0.....
3. 2014.....	XXX.....	0.....	0.....	0.....	0.....	0.....	0.....	0.....	0.....	0.....	0.....	0.....	0.....	0.....	0.....
4. 2015.....	XXX.....	XXX.....	0.....	0.....	0.....	0.....	0.....	0.....	0.....	0.....	0.....	0.....	0.....	0.....	0.....
5. 2016.....	XXX.....	XXX.....	XXX.....	0.....	0.....	0.....	0.....	0.....	0.....	0.....	0.....	0.....	0.....	0.....	0.....
6. 2017.....	XXX.....	XXX.....	XXX.....	XXX.....	0.....	0.....	0.....	0.....	0.....	0.....	0.....	0.....	0.....	0.....	0.....
7. 2018.....	XXX.....	XXX.....	XXX.....	XXX.....	XXX.....	0.....	0.....	0.....	0.....	0.....	0.....	0.....	0.....	0.....	0.....
8. 2019.....	XXX.....	XXX.....	XXX.....	XXX.....	XXX.....	XXX.....	XXX.....	0.....	51.....	112.....	112.....	112.....	112.....	1.....	3.....
9. 2020.....	XXX.....	XXX.....	XXX.....	XXX.....	XXX.....	XXX.....	XXX.....	XXX.....	132.....	889.....	5,443.....	5,443.....	5,443.....	10.....	10.....
10. 2021.....	XXX.....	XXX.....	XXX.....	XXX.....	XXX.....	XXX.....	XXX.....	XXX.....	XXX.....	1,933.....	5,407.....	5,407.....	5,407.....	16.....	20.....
11. 2022.....	XXX.....	XXX.....	XXX.....	XXX.....	XXX.....	XXX.....	XXX.....	XXX.....	XXX.....	XXX.....	993.....	993.....	993.....	5.....	16.....

ANNUAL STATEMENT FOR THE YEAR 2022 OF THE Ascot Specialty Insurance Company
SCHEDULE P - PART 3I - SPECIAL PROPERTY (FIRE, ALLIED LINES, INLAND MARINE, EARTHQUAKE, BURGLARY, AND THEFT)

Years in Which Losses Were Incurred	CUMULATIVE PAID NET LOSSES AND DEFENSE AND COST CONTAINMENT EXPENSES REPORTED AT YEAR END (\$000 OMITTED)										11 Number of Claims Closed With Loss Payment	12 Number of Claims Closed Without Loss Payment
	1	2	3	4	5	6	7	8	9	10		
	2013	2014	2015	2016	2017	2018	2019	2020	2021	2022		
1. Prior.....	XXX	XXX	XXX	XXX	XXX	XXX	XXX	000	879	905	XXX	XXX
2. 2021.....	XXX	XXX	XXX	XXX	XXX	XXX	XXX	XXX	715	2,577	XXX	XXX
3. 2022.....	XXX	XXX	XXX	XXX	XXX	XXX	XXX	XXX	XXX	554	XXX	XXX

SCHEDULE P - PART 3J - AUTO PHYSICAL DAMAGE

1. Prior.....	XXX	XXX	XXX	XXX	XXX	XXX	XXX	000	0	0	0	0
2. 2021.....	XXX	XXX	XXX	XXX	XXX	XXX	XXX	XXX	0	0	6	0
3. 2022.....	XXX	XXX	XXX	XXX	XXX	XXX	XXX	XXX	XXX	57	0	0

SCHEDULE P - PART 3K - FIDELITY/SURETY

1. Prior.....	XXX	XXX	XXX	XXX	XXX	XXX	XXX	000			XXX	XXX
2. 2021.....	XXX	XXX	XXX	XXX	XXX	XXX	XXX	XXX			XXX	XXX
3. 2022.....	XXX	XXX	XXX	XXX	XXX	XXX	XXX	XXX	XXX		XXX	XXX

NONE

SCHEDULE P - PART 3L - OTHER (INCLUDING CREDIT, ACCIDENT AND HEALTH)

1. Prior.....	XXX	XXX	XXX	XXX	XXX	XXX	XXX	000	0	0	XXX	XXX
2. 2021.....	XXX	XXX	XXX	XXX	XXX	XXX	XXX	XXX	0	0	XXX	XXX
3. 2022.....	XXX	XXX	XXX	XXX	XXX	XXX	XXX	XXX	XXX	0	XXX	XXX

SCHEDULE P - PART 3M - INTERNATIONAL

1. Prior.....	000										XXX	XXX
2. 2013.....											XXX	XXX
3. 2014.....	XXX										XXX	XXX
4. 2015.....	XXX	XXX									XXX	XXX
5. 2016.....	XXX	XXX	XXX								XXX	XXX
6. 2017.....	XXX	XXX	XXX	XXX							XXX	XXX
7. 2018.....	XXX	XXX	XXX	XXX	XXX						XXX	XXX
8. 2019.....	XXX	XXX	XXX	XXX	XXX	XXX					XXX	XXX
9. 2020.....	XXX	XXX	XXX	XXX	XXX	XXX	XXX				XXX	XXX
10. 2021.....	XXX	XXX	XXX	XXX	XXX	XXX	XXX	XXX			XXX	XXX
11. 2022.....	XXX	XXX	XXX	XXX	XXX	XXX	XXX	XXX	XXX		XXX	XXX

NONE

Schedule P - Part 3N - Reinsurance - Nonproportional Assumed Property

N O N E

Schedule P - Part 3O - Reinsurance - Nonproportional Assumed Liability

N O N E

Schedule P - Part 3P - Reinsurance - Nonproportional Assumed Financial Lines

N O N E

Schedule P - Part 3R - Section 1 - Product Liability - Occurrence

N O N E

Schedule P - Part 3R - Section 2 - Product Liability - Claims-Made

N O N E

Schedule P - Part 3S - Financial Guaranty/Mortgage Guaranty

N O N E

Schedule P - Part 3T - Warranty

N O N E

ANNUAL STATEMENT FOR THE YEAR 2022 OF THE Ascot Specialty Insurance Company

SCHEDULE P - PART 4A - HOMEOWNERS/FAROWNERS

Years in Which Losses Were Incurred	BULK AND IBNR RESERVES ON NET LOSSES AND DEFENSE AND COST CONTAINMENT EXPENSES REPORTED AT YEAR END (\$000 OMITTED)									
	1	2	3	4	5	6	7	8	9	10
	2013	2014	2015	2016	2017	2018	2019	2020	2021	2022
1. Prior.....										
2. 2013.....										
3. 2014.....	XXX									
4. 2015.....	XXX	XXX								
5. 2016.....	XXX	XXX	XX							
6. 2017.....	XXX	XXX	XX	XX						
7. 2018.....	XXX	XXX	XX	XXX	XXX					
8. 2019.....	XXX	XXX	XXX	XXX	XXX	XXX				
9. 2020.....	XXX	XXX	XXX	XXX	XXX	XXX	XXX			
10. 2021.....	XXX	XXX	XXX	XXX	XXX	XXX	XXX	XXX		
11. 2022.....	XXX	XXX	XXX	XXX	XXX	XXX	XXX	XXX	XXX	

NONE

SCHEDULE P - PART 4B - PRIVATE PASSENGER AUTO LIABILITY/MEDICAL

1. Prior.....										
2. 2013.....										
3. 2014.....	XXX									
4. 2015.....	XXX	XXX								
5. 2016.....	XXX	XXX	XXX							
6. 2017.....	XXX	XXX	XX	XX						
7. 2018.....	XXX	XXX	XX	XX	XX					
8. 2019.....	XXX	XXX	XX	XX	XX	XX				
9. 2020.....	XXX	XXX	XX	XXX	XXX	XXX	XXX			
10. 2021.....	XXX	XXX	XXX	XXX	XXX	XXX	XXX	XXX		
11. 2022.....	XXX	XXX	XXX	XXX	XXX	XXX	XXX	XXX	XXX	

NONE

SCHEDULE P - PART 4C - COMMERCIAL AUTO/TRUCK LIABILITY/MEDICAL

1. Prior.....	0	0	0	0	0	0	0	0	0	0
2. 2013.....	0	0	0	0	0	0	0	0	0	0
3. 2014.....	XXX	0	0	0	0	0	0	0	0	0
4. 2015.....	XXX	XXX	0	0	0	0	0	0	0	0
5. 2016.....	XXX	XXX	XXX	0	0	0	0	0	0	0
6. 2017.....	XXX	XXX	XXX	XXX	0	0	0	0	0	0
7. 2018.....	XXX	XXX	XXX	XXX	XXX	0	0	0	0	0
8. 2019.....	XXX	XXX	XXX	XXX	XXX	XXX	0	0	0	0
9. 2020.....	XXX	XXX	XXX	XXX	XXX	XXX	XXX	0	0	0
10. 2021.....	XXX	XXX	XXX	XXX	XXX	XXX	XXX	XXX	25	.23
11. 2022.....	XXX	XXX	XXX	XXX	XXX	XXX	XXX	XXX	XXX	752

**SCHEDULE P - PART 4D - WORKERS' COMPENSATION
(EXCLUDING EXCESS WORKERS' COMPENSATION)**

1. Prior.....										
2. 2013.....										
3. 2014.....	XXX									
4. 2015.....	XXX	XXX								
5. 2016.....	XXX	XXX	XXX							
6. 2017.....	XXX	XXX	XX	XX						
7. 2018.....	XXX	XXX	XX	XX	XX					
8. 2019.....	XXX	XXX	XX	XX	XX	XX				
9. 2020.....	XXX	XXX	XX	XXX	XXX	XX	XXX			
10. 2021.....	XXX	XXX	XXX	XXX	XXX	XXX	XXX	XXX		
11. 2022.....	XXX	XXX	XXX	XXX	XXX	XXX	XXX	XXX	XXX	

NONE

SCHEDULE P - PART 4E - COMMERCIAL MULTIPLE PERIL

1. Prior.....	0	0	0	0	0	0	0	0	0	0
2. 2013.....	0	0	0	0	0	0	0	0	0	0
3. 2014.....	XXX	0	0	0	0	0	0	0	0	0
4. 2015.....	XXX	XXX	0	0	0	0	0	0	0	0
5. 2016.....	XXX	XXX	XXX	0	0	0	0	0	0	0
6. 2017.....	XXX	XXX	XXX	XXX	0	0	0	0	0	0
7. 2018.....	XXX	XXX	XXX	XXX	XXX	0	0	0	0	0
8. 2019.....	XXX	XXX	XXX	XXX	XXX	XXX	101	29	1	1
9. 2020.....	XXX	XXX	XXX	XXX	XXX	XXX	XXX	1,005	609	543
10. 2021.....	XXX	XXX	XXX	XXX	XXX	XXX	XXX	XXX	5,672	1,328
11. 2022.....	XXX	XXX	XXX	XXX	XXX	XXX	XXX	XXX	XXX	8,887

ANNUAL STATEMENT FOR THE YEAR 2022 OF THE Ascot Specialty Insurance Company

SCHEDULE P - PART 4F - SECTION 1 - MEDICAL PROFESSIONAL LIABILITY - OCCURRENCE

Years in Which Losses Were Incurred	BULK AND IBNR RESERVES ON NET LOSSES AND DEFENSE AND COST CONTAINMENT EXPENSES REPORTED AT YEAR END (\$000 OMITTED)									
	1	2	3	4	5	6	7	8	9	10
	2013	2014	2015	2016	2017	2018	2019	2020	2021	2022
1. Prior.....										
2. 2013.....										
3. 2014.....	XXX									
4. 2015.....	XXX	XXX								
5. 2016.....	XXX	XXX	XX							
6. 2017.....	XXX	XXX	XX	XX						
7. 2018.....	XXX	XXX	XX	XXX	XXX					
8. 2019.....	XXX	XXX	XXX	XXX	XXX	XXX				
9. 2020.....	XXX	XXX	XXX	XXX	XXX	XXX	XXX			
10. 2021.....	XXX	XXX	XXX	XXX	XXX	XXX	XXX	XXX		
11. 2022.....	XXX	XXX	XXX	XXX	XXX	XXX	XXX	XXX	XXX	

NONE

SCHEDULE P - PART 4F - SECTION 2 - MEDICAL PROFESSIONAL LIABILITY - CLAIMS-MADE

1. Prior.....										
2. 2013.....										
3. 2014.....	XXX									
4. 2015.....	XXX	XXX								
5. 2016.....	XXX	XXX	XXX							
6. 2017.....	XXX	XXX	XX	XXX						
7. 2018.....	XXX	XXX	XX	XX	XX					
8. 2019.....	XXX	XXX	XX	XX	XX	XX				
9. 2020.....	XXX	XXX	XX	XXX	XXX	XXX	XXX			
10. 2021.....	XXX	XXX	XXX	XXX	XXX	XXX	XXX	XXX		
11. 2022.....	XXX	XXX	XXX	XXX	XXX	XXX	XXX	XXX	XXX	XXX

NONE

SCHEDULE P - PART 4G - SPECIAL LIABILITY (OCEAN MARINE, AIRCRAFT (ALL PERILS), BOILER AND MACHINERY)

1. Prior.....	0	0	0	0	0	0	0	0	0	0
2. 2013.....	0	0	0	0	0	0	0	0	0	0
3. 2014.....	XXX	0	0	0	0	0	0	0	0	0
4. 2015.....	XXX	XXX	0	0	0	0	0	0	0	0
5. 2016.....	XXX	XXX	XXX	0	0	0	0	0	0	0
6. 2017.....	XXX	XXX	XXX	XXX	0	0	0	0	0	0
7. 2018.....	XXX	XXX	XXX	XXX	XXX	0	0	0	0	0
8. 2019.....	XXX	XXX	XXX	XXX	XXX	XXX	11	7	6	4
9. 2020.....	XXX	XXX	XXX	XXX	XXX	XXX	XXX	37	29	20
10. 2021.....	XXX	XXX	XXX	XXX	XXX	XXX	XXX	XXX	43	36
11. 2022.....	XXX	XXX	XXX	XXX	XXX	XXX	XXX	XXX	XXX	58

SCHEDULE P - PART 4H - SECTION 1 - OTHER LIABILITY - OCCURRENCE

1. Prior.....	0	0	0	0	0	0	0	0	0	0
2. 2013.....	0	0	0	0	0	0	0	0	0	0
3. 2014.....	XXX	0	0	0	0	0	0	0	0	0
4. 2015.....	XXX	XXX	0	0	0	0	0	0	0	0
5. 2016.....	XXX	XXX	XXX	0	0	0	0	0	0	0
6. 2017.....	XXX	XXX	XXX	XXX	0	0	0	0	0	0
7. 2018.....	XXX	XXX	XXX	XXX	XXX	0	0	0	0	0
8. 2019.....	XXX	XXX	XXX	XXX	XXX	XXX	234	235	230	231
9. 2020.....	XXX	XXX	XXX	XXX	XXX	XXX	XXX	1,219	1,116	1,550
10. 2021.....	XXX	XXX	XXX	XXX	XXX	XXX	XXX	XXX	12,214	10,965
11. 2022.....	XXX	XXX	XXX	XXX	XXX	XXX	XXX	XXX	XXX	37,412

SCHEDULE P - PART 4H - SECTION 2 - OTHER LIABILITY - CLAIMS-MADE

1. Prior.....	0	0	0	0	0	0	0	0	0	0
2. 2013.....	0	0	0	0	0	0	0	0	0	0
3. 2014.....	XXX	0	0	0	0	0	0	0	0	0
4. 2015.....	XXX	XXX	0	0	0	0	0	0	0	0
5. 2016.....	XXX	XXX	XXX	0	0	0	0	0	0	0
6. 2017.....	XXX	XXX	XXX	XXX	0	0	0	0	0	0
7. 2018.....	XXX	XXX	XXX	XXX	XXX	0	0	0	0	0
8. 2019.....	XXX	XXX	XXX	XXX	XXX	XXX	1,251	1,139	1,008	1,031
9. 2020.....	XXX	XXX	XXX	XXX	XXX	XXX	XXX	10,845	8,561	6,293
10. 2021.....	XXX	XXX	XXX	XXX	XXX	XXX	XXX	XXX	22,013	17,100
11. 2022.....	XXX	XXX	XXX	XXX	XXX	XXX	XXX	XXX	XXX	53,083

ANNUAL STATEMENT FOR THE YEAR 2022 OF THE Ascot Specialty Insurance Company
SCHEDULE P - PART 4I - SPECIAL PROPERTY (FIRE, ALLIED LINES, INLAND MARINE, EARTHQUAKE, BURGLARY, AND THEFT)

Years in Which Losses Were Incurred	BULK AND IBNR RESERVES ON NET LOSSES AND DEFENSE AND COST CONTAINMENT EXPENSES REPORTED AT YEAR END (\$000 OMITTED)									
	1	2	3	4	5	6	7	8	9	10
	2013	2014	2015	2016	2017	2018	2019	2020	2021	2022
1. Prior.....	XXX	XXX	XXX	XXX	XXX	XXX	XXX	415	81	38
2. 2021.....	XXX	XXX	XXX	XXX	XXX	XXX	XXX	XXX	1,931	681
3. 2022	XXX	XXX	XXX	XXX	XXX	XXX	XXX	XXX	XXX	2,121

SCHEDULE P - PART 4J - AUTO PHYSICAL DAMAGE

1. Prior.....	XXX	XXX	XXX	XXX	XXX	XXX	XXX	0	0	0
2. 2021.....	XXX	XXX	XXX	XXX	XXX	XXX	XXX	XXX	7	7
3. 2022	XXX	XXX	XXX	XXX	XXX	XXX	XXX	XXX	XXX	120

SCHEDULE P - PART 4K - FIDELITY/SURETY

1. Prior.....	XXX	XXX	XXX	XXX	XXX	XXX	XXX	XXX	XXX	XXX
2. 2021.....	XXX	XXX	XXX	XXX	XXX	XXX	XXX	XXX	XXX	XXX
3. 2022	XXX	XXX	XXX	XXX	XXX	XXX	XXX	XXX	XXX	XXX

NONE

SCHEDULE P - PART 4L - OTHER (INCLUDING CREDIT, ACCIDENT AND HEALTH)

1. Prior.....	XXX	XXX	XXX	XXX	XXX	XXX	XXX	6	5	0
2. 2021.....	XXX	XXX	XXX	XXX	XXX	XXX	XXX	XXX	8	8
3. 2022	XXX	XXX	XXX	XXX	XXX	XXX	XXX	XXX	XXX	34

SCHEDULE P - PART 4M - INTERNATIONAL

1. Prior.....										
2. 2013.....										
3. 2014.....	XXX									
4. 2015.....	XXX	XXX								
5. 2016.....	XXX	XXX	XXX							
6. 2017.....	XXX	XXX	XXX	XXX						
7. 2018.....	XXX	XXX	XXX	XXX	XXX					
8. 2019.....	XXX	XXX	XXX	XXX	XXX	XXX				
9. 2020.....	XXX	XXX	XXX	XXX	XXX	XXX	XXX			
10. 2021.....	XXX	XXX	XXX	XXX	XXX	XXX	XXX	XXX		
11. 2022	XXX	XXX	XXX	XXX	XXX	XXX	XXX	XXX	XXX	

NONE

Schedule P - Part 4N - Reinsurance - Nonproportional Assumed Property

N O N E

Schedule P - Part 4O - Reinsurance - Nonproportional Assumed Liability

N O N E

Schedule P - Part 4P - Reinsurance - Nonproportional Assumed Financial Lines

N O N E

Schedule P - Part 4R - Section 1 - Products Liability - Occurrence

N O N E

Schedule P - Part 4R - Section 2 - Products Liability - Claims-Made

N O N E

Schedule P - Part 4S - Financial Guaranty/Mortgage Guaranty

N O N E

Schedule P - Part 4T - Warranty

N O N E

Schedule P - Part 5A - Homeowners/Farmowners - Section 1

N O N E

Schedule P - Part 5A - Homeowners/Farmowners - Section 2

N O N E

Schedule P - Part 5A - Homeowners/Farmowners - Section 3

N O N E

Schedule P - Part 5B - Private Passenger Auto Liability/Medical - Section 1

N O N E

Schedule P - Part 5B - Private Passenger Auto Liability/Medical - Section 2

N O N E

Schedule P - Part 5B - Private Passenger Auto Liability/Medical - Section 3

N O N E

ANNUAL STATEMENT FOR THE YEAR 2022 OF THE Ascot Specialty Insurance Company
SCHEDULE P - PART 5C - COMMERCIAL AUTO/TRUCK LIABILITY/MEDICAL
SECTION 1

Years in Which Premiums Were Earned and Losses Were Incurred	CUMULATIVE NUMBER OF CLAIMS CLOSED WITH LOSS PAYMENT DIRECT AND ASSUMED AT YEAR END									
	1	2	3	4	5	6	7	8	9	10
	2013	2014	2015	2016	2017	2018	2019	2020	2021	2022
1. Prior.....	0	0	0	0	0	0	0	0	0	0
2. 2013.....	0	0	0	0	0	0	0	0	0	0
3. 2014.....	XXX	0	0	0	0	0	0	0	0	0
4. 2015.....	XXX	XXX	0	0	0	0	0	0	0	0
5. 2016.....	XXX	XXX	XXX	0	0	0	0	0	0	0
6. 2017.....	XXX	XXX	XXX	XXX	0	0	0	0	0	0
7. 2018.....	XXX	XXX	XXX	XXX	XXX	0	0	0	0	0
8. 2019.....	XXX	XXX	XXX	XXX	XXX	XXX	0	0	0	0
9. 2020.....	XXX	XXX	XXX	XXX	XXX	XXX	XXX	0	0	0
10. 2021.....	XXX	XXX	XXX	XXX	XXX	XXX	XXX	XXX	0	1
11. 2022.....	XXX	XXX	XXX	XXX	XXX	XXX	XXX	XXX	XXX	0

SECTION 2

Years in Which Premiums Were Earned and Losses Were Incurred	NUMBER OF CLAIMS OUTSTANDING DIRECT AND ASSUMED AT YEAR END									
	1	2	3	4	5	6	7	8	9	10
	2013	2014	2015	2016	2017	2018	2019	2020	2021	2022
1. Prior.....	0	0	0	0	0	0	0	0	0	0
2. 2013.....	0	0	0	0	0	0	0	0	0	0
3. 2014.....	XXX	0	0	0	0	0	0	0	0	0
4. 2015.....	XXX	XXX	0	0	0	0	0	0	0	0
5. 2016.....	XXX	XXX	XXX	0	0	0	0	0	0	0
6. 2017.....	XXX	XXX	XXX	XXX	0	0	0	0	0	0
7. 2018.....	XXX	XXX	XXX	XXX	XXX	0	0	0	0	0
8. 2019.....	XXX	XXX	XXX	XXX	XXX	XXX	0	0	0	0
9. 2020.....	XXX	XXX	XXX	XXX	XXX	XXX	XXX	0	0	0
10. 2021.....	XXX	XXX	XXX	XXX	XXX	XXX	XXX	XXX	0	0
11. 2022.....	XXX	XXX	XXX	XXX	XXX	XXX	XXX	XXX	XXX	1

SECTION 3

Years in Which Premiums Were Earned and Losses Were Incurred	CUMULATIVE NUMBER OF CLAIMS REPORTED DIRECT AND ASSUMED AT YEAR END									
	1	2	3	4	5	6	7	8	9	10
	2013	2014	2015	2016	2017	2018	2019	2020	2021	2022
1. Prior.....	0	0	0	0	0	0	0	0	0	0
2. 2013.....	0	0	0	0	0	0	0	0	0	0
3. 2014.....	XXX	0	0	0	0	0	0	0	0	0
4. 2015.....	XXX	XXX	0	0	0	0	0	0	0	0
5. 2016.....	XXX	XXX	XXX	0	0	0	0	0	0	0
6. 2017.....	XXX	XXX	XXX	XXX	0	0	0	0	0	0
7. 2018.....	XXX	XXX	XXX	XXX	XXX	0	0	0	0	0
8. 2019.....	XXX	XXX	XXX	XXX	XXX	XXX	0	0	0	0
9. 2020.....	XXX	XXX	XXX	XXX	XXX	XXX	XXX	0	0	0
10. 2021.....	XXX	XXX	XXX	XXX	XXX	XXX	XXX	XXX	0	1
11. 2022.....	XXX	XXX	XXX	XXX	XXX	XXX	XXX	XXX	XXX	1

Schedule P-Part 5D-Workers' Compensation (Excluding Excess Workers' Compensation)-Section 1

N O N E

Schedule P-Part 5D-Workers' Compensation (Excluding Excess Workers' Compensation)-Section 2

N O N E

Schedule P-Part 5D-Workers' Compensation (Excluding Excess Workers' Compensation)-Section 3

N O N E

ANNUAL STATEMENT FOR THE YEAR 2022 OF THE Ascot Specialty Insurance Company
SCHEDULE P - PART 5E - COMMERCIAL MULTIPLE PERIL
SECTION 1

Years in Which Premiums Were Earned and Losses Were Incurred	CUMULATIVE NUMBER OF CLAIMS CLOSED WITH LOSS PAYMENT DIRECT AND ASSUMED AT YEAR END									
	1	2	3	4	5	6	7	8	9	10
	2013	2014	2015	2016	2017	2018	2019	2020	2021	2022
1. Prior.....	0	0	0	0	0	0	0	0	0	0
2. 2013.....	0	0	0	0	0	0	0	0	0	0
3. 2014.....	XXX	0	0	0	0	0	0	0	0	0
4. 2015.....	XXX	XXX	0	0	0	0	0	0	0	0
5. 2016.....	XXX	XXX	XXX	0	0	0	0	0	0	0
6. 2017.....	XXX	XXX	XXX	XXX	0	0	0	0	0	0
7. 2018.....	XXX	XXX	XXX	XXX	XXX	0	0	0	0	0
8. 2019.....	XXX	XXX	XXX	XXX	XXX	XXX	0	0	0	0
9. 2020.....	XXX	XXX	XXX	XXX	XXX	XXX	XXX	1	14	16
10. 2021.....	XXX	XXX	XXX	XXX	XXX	XXX	XXX	XXX	23	72
11. 2022	XXX	XXX	XXX	XXX	XXX	XXX	XXX	XXX	XXX	24

SECTION 2

Years in Which Premiums Were Earned and Losses Were Incurred	NUMBER OF CLAIMS OUTSTANDING DIRECT AND ASSUMED AT YEAR END									
	1	2	3	4	5	6	7	8	9	10
	2013	2014	2015	2016	2017	2018	2019	2020	2021	2022
1. Prior.....	0	0	0	0	0	0	0	0	0	0
2. 2013.....	0	0	0	0	0	0	0	0	0	0
3. 2014.....	XXX	0	0	0	0	0	0	0	0	0
4. 2015.....	XXX	XXX	0	0	0	0	0	0	0	0
5. 2016.....	XXX	XXX	XXX	0	0	0	0	0	0	0
6. 2017.....	XXX	XXX	XXX	XXX	0	0	0	0	0	0
7. 2018.....	XXX	XXX	XXX	XXX	XXX	0	0	0	0	0
8. 2019.....	XXX	XXX	XXX	XXX	XXX	XXX	1	0	0	0
9. 2020.....	XXX	XXX	XXX	XXX	XXX	XXX	XXX	9	7	6
10. 2021.....	XXX	XXX	XXX	XXX	XXX	XXX	XXX	XXX	57	35
11. 2022	XXX	XXX	XXX	XXX	XXX	XXX	XXX	XXX	XXX	88

SECTION 3

Years in Which Premiums Were Earned and Losses Were Incurred	CUMULATIVE NUMBER OF CLAIMS REPORTED DIRECT AND ASSUMED AT YEAR END									
	1	2	3	4	5	6	7	8	9	10
	2013	2014	2015	2016	2017	2018	2019	2020	2021	2022
1. Prior.....	0	0	0	0	0	0	0	0	0	0
2. 2013.....	0	0	0	0	0	0	0	0	0	0
3. 2014.....	XXX	0	0	0	0	0	0	0	0	0
4. 2015.....	XXX	XXX	0	0	0	0	0	0	0	0
5. 2016.....	XXX	XXX	XXX	0	0	0	0	0	0	0
6. 2017.....	XXX	XXX	XXX	XXX	0	0	0	0	0	0
7. 2018.....	XXX	XXX	XXX	XXX	XXX	0	0	0	0	0
8. 2019.....	XXX	XXX	XXX	XXX	XXX	XXX	1	1	1	1
9. 2020.....	XXX	XXX	XXX	XXX	XXX	XXX	XXX	17	32	35
10. 2021.....	XXX	XXX	XXX	XXX	XXX	XXX	XXX	XXX	100	144
11. 2022	XXX	XXX	XXX	XXX	XXX	XXX	XXX	XXX	XXX	130

Schedule P - Part 5F - Medical Professional Liability - Occurrence - Section 1A

N O N E

Schedule P - Part 5F - Medical Professional Liability - Occurrence - Section 2A

N O N E

Schedule P - Part 5F - Medical Professional Liability - Occurrence - Section 3A

N O N E

Schedule P - Part 5F - Medical Professional Liability - Claims-Made - Section 1B

N O N E

Schedule P - Part 5F - Medical Professional Liability - Claims-Made - Section 2B

N O N E

Schedule P - Part 5F - Medical Professional Liability - Claims-Made - Section 3B

N O N E

ANNUAL STATEMENT FOR THE YEAR 2022 OF THE Ascot Specialty Insurance Company
SCHEDULE P - PART 5H - OTHER LIABILITY - OCCURRENCE

SECTION 1A

Years in Years in Which Premiums Were Earned and Losses Were Incurred	CUMULATIVE NUMBER OF CLAIMS CLOSED WITH LOSS PAYMENT DIRECT AND ASSUMED AT YEAR END									
	1	2	3	4	5	6	7	8	9	10
	2013	2014	2015	2016	2017	2018	2019	2020	2021	2022
1. Prior.....	0	0	0	0	0	0	0	0	0	0
2. 2013.....	0	0	0	0	0	0	0	0	0	0
3. 2014.....	XXX	0	0	0	0	0	0	0	0	0
4. 2015.....	XXX	XXX	0	0	0	0	0	0	0	0
5. 2016.....	XXX	XXX	XXX	0	0	0	0	0	0	0
6. 2017.....	XXX	XXX	XXX	XXX	0	0	0	0	0	0
7. 2018.....	XXX	XXX	XXX	XXX	XXX	0	0	0	0	0
8. 2019.....	XXX	XXX	XXX	XXX	XXX	XXX	0	0	0	0
9. 2020.....	XXX	XXX	XXX	XXX	XXX	XXX	XXX	1	2	3
10. 2021.....	XXX	XXX	XXX	XXX	XXX	XXX	XXX	XXX	2	6
11. 2022	XXX	XXX	XXX	XXX	XXX	XXX	XXX	XXX	XXX	9

SECTION 2A

Years in Years in Which Premiums Were Earned and Losses Were Incurred	NUMBER OF CLAIMS OUTSTANDING DIRECT AND ASSUMED AT YEAR END									
	1	2	3	4	5	6	7	8	9	10
	2013	2014	2015	2016	2017	2018	2019	2020	2021	2022
1. Prior.....	0	0	0	0	0	0	0	0	0	0
2. 2013.....	0	0	0	0	0	0	0	0	0	0
3. 2014.....	XXX	0	0	0	0	0	0	0	0	0
4. 2015.....	XXX	XXX	0	0	0	0	0	0	0	0
5. 2016.....	XXX	XXX	XXX	0	0	0	0	0	0	0
6. 2017.....	XXX	XXX	XXX	XXX	0	0	0	0	0	0
7. 2018.....	XXX	XXX	XXX	XXX	XXX	0	0	0	0	0
8. 2019.....	XXX	XXX	XXX	XXX	XXX	XXX	1	0	0	0
9. 2020.....	XXX	XXX	XXX	XXX	XXX	XXX	XXX	1	2	4
10. 2021.....	XXX	XXX	XXX	XXX	XXX	XXX	XXX	XXX	5	.67
11. 2022	XXX	XXX	XXX	XXX	XXX	XXX	XXX	XXX	XXX	128

SECTION 3A

Years in Years in Which Premiums Were Earned and Losses Were Incurred	CUMULATIVE NUMBER OF CLAIMS REPORTED DIRECT AND ASSUMED AT YEAR END									
	1	2	3	4	5	6	7	8	9	10
	2013	2014	2015	2016	2017	2018	2019	2020	2021	2022
1. Prior.....	0	0	0	0	0	0	0	0	0	0
2. 2013.....	0	0	0	0	0	0	0	0	0	0
3. 2014.....	XXX	0	0	0	0	0	0	0	0	0
4. 2015.....	XXX	XXX	0	0	0	0	0	0	0	0
5. 2016.....	XXX	XXX	XXX	0	0	0	0	0	0	0
6. 2017.....	XXX	XXX	XXX	XXX	0	0	0	0	0	0
7. 2018.....	XXX	XXX	XXX	XXX	XXX	0	0	0	0	0
8. 2019.....	XXX	XXX	XXX	XXX	XXX	XXX	1	2	2	2
9. 2020.....	XXX	XXX	XXX	XXX	XXX	XXX	XXX	2	4	7
10. 2021.....	XXX	XXX	XXX	XXX	XXX	XXX	XXX	XXX	7	.75
11. 2022	XXX	XXX	XXX	XXX	XXX	XXX	XXX	XXX	XXX	142

ANNUAL STATEMENT FOR THE YEAR 2022 OF THE Ascot Specialty Insurance Company

SCHEDULE P - PART 5H - OTHER LIABILITY - CLAIMS-MADE

SECTION 1B

Years in Years in Which Premiums Were Earned and Losses Were Incurred	CUMULATIVE NUMBER OF CLAIMS CLOSED WITH LOSS PAYMENT DIRECT AND ASSUMED AT YEAR END									
	1	2	3	4	5	6	7	8	9	10
	2013	2014	2015	2016	2017	2018	2019	2020	2021	2022
1. Prior.....	0	0	0	0	0	0	0	0	0	0
2. 2013.....	0	0	0	0	0	0	0	0	0	0
3. 2014.....	XXX	0	0	0	0	0	0	0	0	0
4. 2015.....	XXX	XXX	0	0	0	0	0	0	0	0
5. 2016.....	XXX	XXX	XXX	0	0	0	0	0	0	0
6. 2017.....	XXX	XXX	XXX	XXX	0	0	0	0	0	0
7. 2018.....	XXX	XXX	XXX	XXX	XXX	0	0	0	0	0
8. 2019.....	XXX	XXX	XXX	XXX	XXX	XXX	0	0	0	1
9. 2020.....	XXX	XXX	XXX	XXX	XXX	XXX	XXX	0	4	10
10. 2021.....	XXX	XXX	XXX	XXX	XXX	XXX	XXX	XXX	2	16
11. 2022	XXX	XXX	XXX	XXX	XXX	XXX	XXX	XXX	XXX	5

SECTION 2B

Years in Years in Which Premiums Were Earned and Losses Were Incurred	NUMBER OF CLAIMS OUTSTANDING DIRECT AND ASSUMED AT YEAR END									
	1	2	3	4	5	6	7	8	9	10
	2013	2014	2015	2016	2017	2018	2019	2020	2021	2022
1. Prior.....	0	0	0	0	0	0	0	0	0	0
2. 2013.....	0	0	0	0	0	0	0	0	0	0
3. 2014.....	XXX	0	0	0	0	0	0	0	0	0
4. 2015.....	XXX	XXX	0	0	0	0	0	0	0	0
5. 2016.....	XXX	XXX	XXX	0	0	0	0	0	0	0
6. 2017.....	XXX	XXX	XXX	XXX	0	0	0	0	0	0
7. 2018.....	XXX	XXX	XXX	XXX	XXX	0	0	0	0	0
8. 2019.....	XXX	XXX	XXX	XXX	XXX	XXX	1	2	2	1
9. 2020.....	XXX	XXX	XXX	XXX	XXX	XXX	XXX	10	15	33
10. 2021.....	XXX	XXX	XXX	XXX	XXX	XXX	XXX	XXX	13	126
11. 2022	XXX	XXX	XXX	XXX	XXX	XXX	XXX	XXX	XXX	587

SECTION 3B

Years in Years in Which Premiums Were Earned and Losses Were Incurred	CUMULATIVE NUMBER OF CLAIMS REPORTED DIRECT AND ASSUMED AT YEAR END									
	1	2	3	4	5	6	7	8	9	10
	2013	2014	2015	2016	2017	2018	2019	2020	2021	2022
1. Prior.....	0	0	0	0	0	0	0	0	0	0
2. 2013.....	0	0	0	0	0	0	0	0	0	0
3. 2014.....	XXX	0	0	0	0	0	0	0	0	0
4. 2015.....	XXX	XXX	0	0	0	0	0	0	0	0
5. 2016.....	XXX	XXX	XXX	0	0	0	0	0	0	0
6. 2017.....	XXX	XXX	XXX	XXX	0	0	0	0	0	0
7. 2018.....	XXX	XXX	XXX	XXX	XXX	0	0	0	0	0
8. 2019.....	XXX	XXX	XXX	XXX	XXX	XXX	1	4	4	5
9. 2020.....	XXX	XXX	XXX	XXX	XXX	XXX	XXX	11	24	53
10. 2021.....	XXX	XXX	XXX	XXX	XXX	XXX	XXX	XXX	17	162
11. 2022	XXX	XXX	XXX	XXX	XXX	XXX	XXX	XXX	XXX	608

Schedule P - Part 5R - Products Liability - Occurrence - Section 1A

N O N E

Schedule P - Part 5R - Products Liability - Occurrence - Section 2A

N O N E

Schedule P - Part 5R - Products Liability - Occurrence - Section 3A

N O N E

Schedule P - Part 5R - Products Liability - Claims-Made - Section 1B

N O N E

Schedule P - Part 5R - Products Liability - Claims-Made - Section 2B

N O N E

Schedule P - Part 5R - Products Liability - Claims-Made - Section 3B

N O N E

Schedule P - Part 5T - Warranty - Section 1

N O N E

Schedule P - Part 5T - Warranty - Section 2

N O N E

Schedule P - Part 5T - Warranty - Section 3

N O N E

ANNUAL STATEMENT FOR THE YEAR 2022 OF THE Ascot Specialty Insurance Company
SCHEDULE P - PART 6C - COMMERCIAL AUTO/TRUCK LIABILITY/MEDICAL
SECTION 1

Years in Which Premiums Were Earned and Losses Were Incurred	CUMULATIVE PREMIUMS EARNED DIRECT AND ASSUMED AT YEAR END (\$000 OMITTED)										11 Current Year Premiums Earned	
	1 2013	2 2014	3 2015	4 2016	5 2017	6 2018	7 2019	8 2020	9 2021	10 2022		
1. Prior.....	0	0	0	0	0	0	0	0	0	0	0	0
2. 2013.....	0	0	0	0	0	0	0	0	0	0	0	0
3. 2014.....	XXX	0	0	0	0	0	0	0	0	0	0	0
4. 2015.....	XXX	XXX	0	0	0	0	0	0	0	0	0	0
5. 2016.....	XXX	XXX	XXX	0	0	0	0	0	0	0	0	0
6. 2017.....	XXX	XXX	XXX	XXX	0	0	0	0	0	0	0	0
7. 2018.....	XXX	XXX	XXX	XXX	XXX	0	0	0	0	0	0	0
8. 2019.....	XXX	XXX	XXX	XXX	XXX	XXX	0	0	0	0	0	0
9. 2020.....	XXX	XXX	XXX	XXX	XXX	XXX	XXX	0	0	0	0	0
10. 2021.....	XXX	XXX	XXX	XXX	XXX	XXX	XXX	XXX	39	39	0	0
11. 2022.....	XXX	XXX	XXX	XXX	XXX	XXX	XXX	XXX	XXX	1,338	1,338	1,338
12. Totals.....	XXX	XXX	XXX	XXX	XXX	XXX	XXX	XXX	XXX	XXX	XXX	1,338
13. Earned Premiums (Sch P-Pt. 1)	0	0	0	0	0	0	0	0	39	1,338	XXX	XXX

SECTION 2

Years in Which Premiums Were Earned and Losses Were Incurred	CUMULATIVE PREMIUMS EARNED CEDED AT YEAR END (\$000 OMITTED)										11 Current Year Premiums Earned	
	1 2013	2 2014	3 2015	4 2016	5 2017	6 2018	7 2019	8 2020	9 2021	10 2022		
1. Prior.....	0	0	0	0	0	0	0	0	0	0	0	0
2. 2013.....	0	0	0	0	0	0	0	0	0	0	0	0
3. 2014.....	XXX	0	0	0	0	0	0	0	0	0	0	0
4. 2015.....	XXX	XXX	0	0	0	0	0	0	0	0	0	0
5. 2016.....	XXX	XXX	XXX	0	0	0	0	0	0	0	0	0
6. 2017.....	XXX	XXX	XXX	XXX	0	0	0	0	0	0	0	0
7. 2018.....	XXX	XXX	XXX	XXX	XXX	0	0	0	0	0	0	0
8. 2019.....	XXX	XXX	XXX	XXX	XXX	XXX	0	0	0	0	0	0
9. 2020.....	XXX	XXX	XXX	XXX	XXX	XXX	XXX	0	0	0	0	0
10. 2021.....	XXX	XXX	XXX	XXX	XXX	XXX	XXX	XXX	3	3	0	0
11. 2022.....	XXX	XXX	XXX	XXX	XXX	XXX	XXX	XXX	XXX	106	106	106
12. Totals.....	XXX	XXX	XXX	XXX	XXX	XXX	XXX	XXX	XXX	XXX	XXX	106
13. Earned Premiums (Sch P-Pt. 1)	0	0	0	0	0	0	0	0	3	106	XXX	XXX

SCHEDULE P - PART 6D - WORKERS' COMPENSATION
(EXCLUDING EXCESS WORKERS' COMPENSATION)
SECTION 1

Years in Which Premiums Were Earned and Losses Were Incurred	CUMULATIVE PREMIUMS EARNED DIRECT AND ASSUMED AT YEAR END (\$000 OMITTED)										11 Current Year Premiums Earned	
	1 2013	2 2014	3 2015	4 2016	5 2017	6 2018	7 2019	8 2020	9 2021	10 2022		
1. Prior.....												
2. 2013.....												
3. 2014.....	XXX											
4. 2015.....	XXX	XXX										
5. 2016.....	XXX	XXX	XXX									
6. 2017.....	XXX	XXX	XXX	XXX								
7. 2018.....	XXX	XXX	XXX	XXX	XXX							
8. 2019.....	XXX	XXX	XXX	XXX	XXX	XXX						
9. 2020.....	XXX	XXX	XXX	XXX	XXX	XXX	XXX					
10. 2021.....	XXX	XXX	XXX	XXX	XXX	XXX	XXX	XXX				
11. 2022.....	XXX	XXX	XXX	XXX	XXX	XXX	XXX	XXX	XXX			
12. Totals.....	XXX	XXX	XXX	XXX	XXX	XXX	XXX	XXX	XXX	XXX	XXX	
13. Earned Premiums (Sch P-Pt. 1)												XXX

SECTION 2

Years in Which Premiums Were Earned and Losses Were Incurred	CUMULATIVE PREMIUMS EARNED CEDED AT YEAR END (\$000 OMITTED)										11 Current Year Premiums Earned	
	1 2013	2 2014	3 2015	4 2016	5 2017	6 2018	7 2019	8 2020	9 2021	10 2022		
1. Prior.....												
2. 2013.....												
3. 2014.....	XXX											
4. 2015.....	XXX	XXX										
5. 2016.....	XXX	XXX	XXX									
6. 2017.....	XXX	XXX	XXX	XXX								
7. 2018.....	XXX	XXX	XXX	XXX	XXX							
8. 2019.....	XXX	XXX	XXX	XXX	XXX	XXX						
9. 2020.....	XXX	XXX	XXX	XXX	XXX	XXX	XXX					
10. 2021.....	XXX	XXX	XXX	XXX	XXX	XXX	XXX	XXX				
11. 2022.....	XXX	XXX	XXX	XXX	XXX	XXX	XXX	XXX	XXX			
12. Totals.....	XXX	XXX	XXX	XXX	XXX	XXX	XXX	XXX	XXX	XXX	XXX	
13. Earned Premiums (Sch P-Pt. 1)												XXX

ANNUAL STATEMENT FOR THE YEAR 2022 OF THE Ascot Specialty Insurance Company

SCHEDULE P - PART 6E - COMMERCIAL MULTIPLE PERIL

SECTION 1

Years in Which Premiums Were Earned and Losses Were Incurred	CUMULATIVE PREMIUMS EARNED DIRECT AND ASSUMED AT YEAR END (\$000 OMITTED)										11 Current Year Premiums Earned
	1	2	3	4	5	6	7	8	9	10	
	2013	2014	2015	2016	2017	2018	2019	2020	2021	2022	
1. Prior.....	0	0	0	0	0	0	0	0	0	0	0
2. 2013.....	0	0	0	0	0	0	0	0	0	0	0
3. 2014.....	XXX	0	0	0	0	0	0	0	0	0	0
4. 2015.....	XXX	XXX	0	0	0	0	0	0	0	0	0
5. 2016.....	XXX	XXX	XXX	0	0	0	0	0	0	0	0
6. 2017.....	XXX	XXX	XXX	XXX	0	0	0	0	0	0	0
7. 2018.....	XXX	XXX	XXX	XXX	XXX	0	0	0	0	0	0
8. 2019.....	XXX	XXX	XXX	XXX	XXX	XXX	460	460	460	460	0
9. 2020.....	XXX	XXX	XXX	XXX	XXX	XXX	XXX	4,280	4,280	4,280	0
10. 2021.....	XXX	XXX	XXX	XXX	XXX	XXX	XXX	XXX	15,846	15,846	0
11. 2022.....	XXX	XXX	XXX	XXX	XXX	XXX	XXX	XXX	XXX	36,504	36,504
12. Totals.....	XXX	XXX	XXX	XXX	XXX	XXX	XXX	XXX	XXX	XXX	36,504
13. Earned Premiums (Sch P-Pt. 1)	0	0	0	0	0	0	460	4,280	15,846	36,504	XXX

SECTION 2

Years in Which Premiums Were Earned and Losses Were Incurred	CUMULATIVE PREMIUMS EARNED CEDED AT YEAR END (\$000 OMITTED)										11 Current Year Premiums Earned
	1	2	3	4	5	6	7	8	9	10	
	2013	2014	2015	2016	2017	2018	2019	2020	2021	2022	
1. Prior.....	0	0	0	0	0	0	0	0	0	0	0
2. 2013.....	0	0	0	0	0	0	0	0	0	0	0
3. 2014.....	XXX	0	0	0	0	0	0	0	0	0	0
4. 2015.....	XXX	XXX	0	0	0	0	0	0	0	0	0
5. 2016.....	XXX	XXX	XXX	0	0	0	0	0	0	0	0
6. 2017.....	XXX	XXX	XXX	XXX	0	0	0	0	0	0	0
7. 2018.....	XXX	XXX	XXX	XXX	XXX	0	0	0	0	0	0
8. 2019.....	XXX	XXX	XXX	XXX	XXX	XXX	292	292	292	292	0
9. 2020.....	XXX	XXX	XXX	XXX	XXX	XXX	XXX	1,542	1,542	1,542	0
10. 2021.....	XXX	XXX	XXX	XXX	XXX	XXX	XXX	XXX	4,246	4,246	0
11. 2022.....	XXX	XXX	XXX	XXX	XXX	XXX	XXX	XXX	XXX	18,395	18,395
12. Totals.....	XXX	XXX	XXX	XXX	XXX	XXX	XXX	XXX	XXX	XXX	18,395
13. Earned Premiums (Sch P-Pt. 1)	0	0	0	0	0	0	292	1,542	4,246	18,395	XXX

SCHEDULE P - PART 6H - OTHER LIABILITY - OCCURRENCE

SECTION 1A

Years in Which Premiums Were Earned and Losses Were Incurred	CUMULATIVE PREMIUMS EARNED DIRECT AND ASSUMED AT YEAR END (\$000 OMITTED)										11 Current Year Premiums Earned
	1	2	3	4	5	6	7	8	9	10	
	2013	2014	2015	2016	2017	2018	2019	2020	2021	2022	
1. Prior.....	0	0	0	0	0	0	0	0	0	0	0
2. 2013.....	0	0	0	0	0	0	0	0	0	0	0
3. 2014.....	XXX	0	0	0	0	0	0	0	0	0	0
4. 2015.....	XXX	XXX	0	0	0	0	0	0	0	0	0
5. 2016.....	XXX	XXX	XXX	0	0	0	0	0	0	0	0
6. 2017.....	XXX	XXX	XXX	XXX	0	0	0	0	0	0	0
7. 2018.....	XXX	XXX	XXX	XXX	XXX	0	0	0	0	0	0
8. 2019.....	XXX	XXX	XXX	XXX	XXX	XXX	1,962	1,962	1,962	1,962	0
9. 2020.....	XXX	XXX	XXX	XXX	XXX	XXX	XXX	7,671	7,671	7,671	0
10. 2021.....	XXX	XXX	XXX	XXX	XXX	XXX	XXX	XXX	46,690	46,690	0
11. 2022.....	XXX	XXX	XXX	XXX	XXX	XXX	XXX	XXX	XXX	117,558	117,558
12. Totals.....	XXX	XXX	XXX	XXX	XXX	XXX	XXX	XXX	XXX	XXX	117,558
13. Earned Premiums (Sch P-Pt. 1)	0	0	0	0	0	0	1,962	7,671	46,690	117,558	XXX

SECTION 2A

Years in Which Premiums Were Earned and Losses Were Incurred	CUMULATIVE PREMIUMS EARNED CEDED AT YEAR END (\$000 OMITTED)										11 Current Year Premiums Earned
	1	2	3	4	5	6	7	8	9	10	
	2013	2014	2015	2016	2017	2018	2019	2020	2021	2022	
1. Prior.....	0	0	0	0	0	0	0	0	0	0	0
2. 2013.....	0	0	0	0	0	0	0	0	0	0	0
3. 2014.....	XXX	0	0	0	0	0	0	0	0	0	0
4. 2015.....	XXX	XXX	0	0	0	0	0	0	0	0	0
5. 2016.....	XXX	XXX	XXX	0	0	0	0	0	0	0	0
6. 2017.....	XXX	XXX	XXX	XXX	0	0	0	0	0	0	0
7. 2018.....	XXX	XXX	XXX	XXX	XXX	0	0	0	0	0	0
8. 2019.....	XXX	XXX	XXX	XXX	XXX	XXX	1,568	1,568	1,568	1,568	0
9. 2020.....	XXX	XXX	XXX	XXX	XXX	XXX	XXX	5,714	5,714	5,714	0
10. 2021.....	XXX	XXX	XXX	XXX	XXX	XXX	XXX	XXX	27,403	27,403	0
11. 2022.....	XXX	XXX	XXX	XXX	XXX	XXX	XXX	XXX	XXX	51,891	51,891
12. Totals.....	XXX	XXX	XXX	XXX	XXX	XXX	XXX	XXX	XXX	XXX	51,891
13. Earned Premiums (Sch P-Pt. 1)	0	0	0	0	0	0	1,568	5,714	27,403	51,891	XXX

ANNUAL STATEMENT FOR THE YEAR 2022 OF THE Ascot Specialty Insurance Company

SCHEDULE P - PART 6H - OTHER LIABILITY - CLAIMS-MADE

SECTION 1B

Years in Which Premiums Were Earned and Losses Were Incurred	CUMULATIVE PREMIUMS EARNED DIRECT AND ASSUMED AT YEAR END (\$000 OMITTED)										11 Current Year Premiums Earned	
	1 2013	2 2014	3 2015	4 2016	5 2017	6 2018	7 2019	8 2020	9 2021	10 2022		
1. Prior.....	0	0	0	0	0	0	0	0	0	0	0	0
2. 2013.....	0	0	0	0	0	0	0	0	0	0	0	0
3. 2014.....	XXX	0	0	0	0	0	0	0	0	0	0	0
4. 2015.....	XXX	XXX	0	0	0	0	0	0	0	0	0	0
5. 2016.....	XXX	XXX	XXX	0	0	0	0	0	0	0	0	0
6. 2017.....	XXX	XXX	XXX	XXX	0	0	0	0	0	0	0	0
7. 2018.....	XXX	XXX	XXX	XXX	XXX	0	0	0	0	0	0	0
8. 2019.....	XXX	XXX	XXX	XXX	XXX	XXX	5,084	5,084	5,084	5,084	0	0
9. 2020.....	XXX	XXX	XXX	XXX	XXX	XXX	XXX	35,670	35,670	35,670	0	0
10. 2021.....	XXX	XXX	XXX	XXX	XXX	XXX	XXX	XXX	86,738	86,738	0	0
11. 2022.....	XXX	XXX	XXX	XXX	XXX	XXX	XXX	XXX	XXX	172,860	172,860	172,860
12. Totals.....	XXX	XXX	XXX	XXX	XXX	XXX	XXX	XXX	XXX	XXX	XXX	172,860
13. Earned Premiums (Sch P-Pt. 1)	0	0	0	0	0	0	5,084	35,670	86,738	172,860	XXX	XXX

SECTION 2B

Years in Which Premiums Were Earned and Losses Were Incurred	CUMULATIVE PREMIUMS EARNED CEDED AT YEAR END (\$000 OMITTED)										11 Current Year Premiums Earned	
	1 2013	2 2014	3 2015	4 2016	5 2017	6 2018	7 2019	8 2020	9 2021	10 2022		
1. Prior.....	0	0	0	0	0	0	0	0	0	0	0	0
2. 2013.....	0	0	0	0	0	0	0	0	0	0	0	0
3. 2014.....	XXX	0	0	0	0	0	0	0	0	0	0	0
4. 2015.....	XXX	XXX	0	0	0	0	0	0	0	0	0	0
5. 2016.....	XXX	XXX	XXX	0	0	0	0	0	0	0	0	0
6. 2017.....	XXX	XXX	XXX	XXX	0	0	0	0	0	0	0	0
7. 2018.....	XXX	XXX	XXX	XXX	XXX	0	0	0	0	0	0	0
8. 2019.....	XXX	XXX	XXX	XXX	XXX	XXX	2,955	2,955	2,955	2,955	0	0
9. 2020.....	XXX	XXX	XXX	XXX	XXX	XXX	XXX	18,900	18,900	18,900	0	0
10. 2021.....	XXX	XXX	XXX	XXX	XXX	XXX	XXX	XXX	44,834	44,834	0	0
11. 2022.....	XXX	XXX	XXX	XXX	XXX	XXX	XXX	XXX	XXX	77,357	77,357	77,357
12. Totals.....	XXX	XXX	XXX	XXX	XXX	XXX	XXX	XXX	XXX	XXX	XXX	77,357
13. Earned Premiums (Sch P-Pt. 1)	0	0	0	0	0	0	2,955	18,900	44,834	77,357	XXX	XXX

SCHEDULE P - PART 6M - INTERNATIONAL

SECTION 1

Years in Which Premiums Were Earned and Losses Were Incurred	CUMULATIVE PREMIUMS EARNED DIRECT AND ASSUMED AT YEAR END (\$000 OMITTED)										11 Current Year Premiums Earned	
	1 2013	2 2014	3 2015	4 2016	5 2017	6 2018	7 2019	8 2020	9 2021	10 2022		
1. Prior.....												
2. 2013.....												
3. 2014.....	XXX											
4. 2015.....	XXX	XXX										
5. 2016.....	XXX	XXX	XXX									
6. 2017.....	XXX	XXX	XXX	XXX								
7. 2018.....	XXX	XXX	XXX	XXX	XXX							
8. 2019.....	XXX	XXX	XXX	XXX	XXX	XXX						
9. 2020.....	XXX	XXX	XXX	XXX	XXX	XXX	XXX					
10. 2021.....	XXX	XXX	XXX	XXX	XXX	XXX	XXX	XXX				
11. 2022.....	XXX	XXX	XXX	XXX	XXX	XXX	XXX	XXX	XXX			
12. Totals.....	XXX	XXX	XXX	XXX	XXX	XXX	XXX	XXX	XXX	XXX		
13. Earned Premiums (Sch P-Pt. 1)												XXX

SECTION 2

Years in Which Premiums Were Earned and Losses Were Incurred	CUMULATIVE PREMIUMS EARNED CEDED AT YEAR END (\$000 OMITTED)										11 Current Year Premiums Earned	
	1 2013	2 2014	3 2015	4 2016	5 2017	6 2018	7 2019	8 2020	9 2021	10 2022		
1. Prior.....												
2. 2013.....												
3. 2014.....	XXX											
4. 2015.....	XXX	XXX										
5. 2016.....	XXX	XXX	XXX									
6. 2017.....	XXX	XXX	XXX	XXX								
7. 2018.....	XXX	XXX	XXX	XXX	XXX							
8. 2019.....	XXX	XXX	XXX	XXX	XXX	XXX						
9. 2020.....	XXX	XXX	XXX	XXX	XXX	XXX	XXX					
10. 2021.....	XXX	XXX	XXX	XXX	XXX	XXX	XXX	XXX				
11. 2022.....	XXX	XXX	XXX	XXX	XXX	XXX	XXX	XXX	XXX			
12. Totals.....	XXX	XXX	XXX	XXX	XXX	XXX	XXX	XXX	XXX	XXX		
13. Earned Premiums (Sch P-Pt. 1)												XXX

Schedule P - Part 6N- Reinsurance A - Nonproportional Assumed Property - Section 1

N O N E

Schedule P - Part 6N- Reinsurance A - Nonproportional Assumed Property - Section 2

N O N E

Schedule P - Part 6O - Reinsurance B - Nonproportional Liability - Section 1

N O N E

Schedule P - Part 6O - Reinsurance B - Nonproportional Assumed Liability - Section 2

N O N E

Schedule P - Part 6R - Products Liability - Occurrence - Section 1A

N O N E

Schedule P - Part 6R - Products Liability - Occurrence - Section 2A

N O N E

Schedule P - Part 6R - Products Liability - Claims-Made - Section 1B

N O N E

Schedule P - Part 6R - Products Liability - Claims-Made - Section 2B

N O N E

ANNUAL STATEMENT FOR THE YEAR 2022 OF THE Ascot Specialty Insurance Company
SCHEDULE P - PART 7A - PRIMARY LOSS SENSITIVE CONTRACTS (\$000 OMITTED)

SECTION 1

Schedule P - Part 1	1 Total Net Losses and Expenses Unpaid	2 Net Losses and Expenses Unpaid on Loss Sensitive Contracts	3 Loss Sensitive as Percentage of Total	4 Total Net Premiums Written	5 Net Premiums Written on Loss Sensitive Contracts	6 Loss Sensitive as Percentage of Total
1. Homeowners/Farmowners	0	0	0.0	0	0	0.0
2. Private Passenger Auto Liability/ Medical	0	0	0.0	0	0	0.0
3. Commercial Auto/Truck Liability/ Medical	827	0	0.0	2,750	0	0.0
4. Workers' Compensation	0	0	0.0	0	0	0.0
5. Commercial Multiple Peril	17,965	0	0.0	22,655	0	0.0
6. Medical Professional Liability - Occurrence	0	0	0.0	0	0	0.0
7. Medical Professional Liability - Claims - Made	0	0	0.0	0	0	0.0
8. Special Liability	139	0	0.0	90	0	0.0
9. Other Liability - Occurrence	58,087	0	0.0	93,109	0	0.0
10. Other Liability - Claims-Made	94,261	0	0.0	148,720	0	0.0
11. Special Property	4,078	0	0.0	14,437	0	0.0
12. Auto Physical Damage	136	0	0.0	468	0	0.0
13. Fidelity/Surety	0	0	0.0	0	0	0.0
14. Other	50	0	0.0	68	0	0.0
15. International	0	0	0.0	0	0	0.0
16. Reinsurance - Nonproportional Assumed Property	XXX	XXX	XXX	XXX	XXX	XXX
17. Reinsurance - Nonproportional Assumed Liability	XXX	XXX	XXX	XXX	XXX	XXX
18. Reinsurance - Nonproportional Assumed Financial Lines	XXX	XXX	XXX	XXX	XXX	XXX
19. Products Liability - Occurrence	0	0	0.0	0	0	0.0
20. Products Liability - Claims-Made	0	0	0.0	0	0	0.0
21. Financial Guaranty/Mortgage Guaranty	0	0	0.0	0	0	0.0
22. Warranty	0	0	0.0	0	0	0.0
23. Totals	175,543	0	0.0	282,297	0	0.0

SECTION 2

Years in Which Policies Were Issued	INCURRED LOSSES AND DEFENSE AND COST CONTAINMENT EXPENSES REPORTED AT YEAR END (\$000 OMITTED)									
	1	2	3	4	5	6	7	8	9	10
	2013	2014	2015	2016	2017	2018	2019	2020	2021	2022
1. Prior.....										
2. 2013.....										
3. 2014.....	XXX									
4. 2015.....	XXX	XXX								
5. 2016.....	XXX	XXX	XX							
6. 2017.....	XXX	XXX	XX	XX						
7. 2018.....	XXX	XXX	XX	XXX	XX					
8. 2019.....	XXX	XXX	XXX	XXX	XXX	XXX				
9. 2020.....	XXX	XXX	XXX	XXX	XXX	XXX	XXX			
10. 2021.....	XXX	XXX	XXX	XXX	XXX	XXX	XXX	XXX		
11. 2022	XXX	XXX	XXX	XXX	XXX	XXX	XXX	XXX	XXX	

SECTION 3

Years in Which Policies Were Issued	BULK AND INCURRED BUT NOT REPORTED RESERVES FOR LOSSES AND DEFENSE AND COST CONTAINMENT EXPENSES AT YEAR END (\$000 OMITTED)									
	1	2	3	4	5	6	7	8	9	10
	2013	2014	2015	2016	2017	2018	2019	2020	2021	2022
1. Prior.....										
2. 2013.....										
3. 2014.....	XXX									
4. 2015.....	XXX	XXX								
5. 2016.....	XXX	XXX	XX							
6. 2017.....	XXX	XXX	XX	XX						
7. 2018.....	XXX	XXX	XX	XXX	XX					
8. 2019.....	XXX	XXX	XXX	XXX	XXX	XXX				
9. 2020.....	XXX	XXX	XXX	XXX	XXX	XXX	XXX			
10. 2021.....	XXX	XXX	XXX	XXX	XXX	XXX	XXX	XXX		
11. 2022	XXX	XXX	XXX	XXX	XXX	XXX	XXX	XXX	XXX	

Schedule P - Part 7A - Section 4 - Primary Loss Sensitive Contracts

N O N E

Schedule P - Part 7A - Section 5 - Primary Loss Sensitive Contracts

N O N E

ANNUAL STATEMENT FOR THE YEAR 2022 OF THE Ascot Specialty Insurance Company
SCHEDULE P - PART 7B - REINSURANCE LOSS SENSITIVE CONTRACTS (\$000 OMITTED)

SECTION 1

Schedule P - Part 1	1 Total Net Losses and Expenses Unpaid	2 Net Losses and Expenses Unpaid on Loss Sensitive Contracts	3 Loss Sensitive as Percentage of Total	4 Total Net Premiums Written	5 Net Premiums Written on Loss Sensitive Contracts	6 Loss Sensitive as Percentage of Total
1. Homeowners/Farmowners	0	0	0.0	0	0	0.0
2. Private Passenger Auto Liability/Medical	0	0	0.0	0	0	0.0
3. Commercial Auto/Truck Liability/Medical	827	0	0.0	2,750	0	0.0
4. Workers' Compensation	0	0	0.0	0	0	0.0
5. Commercial Multiple Peril	17,965	0	0.0	22,655	0	0.0
6. Medical Professional Liability - Occurrence	0	0	0.0	0	0	0.0
7. Medical Professional Liability - Claims - Made	0	0	0.0	0	0	0.0
8. Special Liability	139	0	0.0	90	0	0.0
9. Other Liability - Occurrence	58,087	0	0.0	93,109	0	0.0
10. Other Liability - Claims-Made	94,261	0	0.0	148,720	0	0.0
11. Special Property	4,078	0	0.0	14,437	0	0.0
12. Auto Physical Damage	136	0	0.0	468	0	0.0
13. Fidelity/Surety	0	0	0.0	0	0	0.0
14. Other	50	0	0.0	68	0	0.0
15. International	0	0	0.0	0	0	0.0
16. Reinsurance - Nonproportional Assumed Property	0	0	0.0	0	0	0.0
17. Reinsurance - Nonproportional Assumed Liability	0	0	0.0	0	0	0.0
18. Reinsurance - Nonproportional Assumed Financial Lines	0	0	0.0	0	0	0.0
19. Products Liability - Occurrence	0	0	0.0	0	0	0.0
20. Products Liability - Claims-Made	0	0	0.0	0	0	0.0
21. Financial Guaranty/Mortgage Guaranty	0	0	0.0	0	0	0.0
22. Warranty	0	0	0.0	0	0	0.0
23. Totals	175,543	0	0.0	282,297	0	0.0

SECTION 2

Years in Which Policies Were Issued	INCURRED LOSSES AND DEFENSE AND COST CONTAINMENT EXPENSES REPORTED AT YEAR END (\$000 OMITTED)									
	1 2013	2 2014	3 2015	4 2016	5 2017	6 2018	7 2019	8 2020	9 2021	10 2022
1. Prior.....										
2. 2013.....										
3. 2014.....	XXX									
4. 2015.....	XXX	XXX								
5. 2016.....	XXX	XXX	XX							
6. 2017.....	XXX	XXX	XX	XX						
7. 2018.....	XXX	XXX	XX	XXX	XX					
8. 2019.....	XXX	XXX	XXX	XXX	XXX	XXX				
9. 2020.....	XXX	XXX	XXX	XXX	XXX	XXX	XXX			
10. 2021.....	XXX	XXX	XXX	XXX	XXX	XXX	XXX	XXX		
11. 2022	XXX	XXX	XXX	XXX	XXX	XXX	XXX	XXX	XXX	

SECTION 3

Years in Which Policies Were Issued	BULK AND INCURRED BUT NOT REPORTED RESERVES FOR LOSSES AND DEFENSE AND COST CONTAINMENT EXPENSES AT YEAR END (\$000 OMITTED)									
	1 2013	2 2014	3 2015	4 2016	5 2017	6 2018	7 2019	8 2020	9 2021	10 2022
1. Prior.....										
2. 2013.....										
3. 2014.....	XXX									
4. 2015.....	XXX	XXX								
5. 2016.....	XXX	XXX	XX							
6. 2017.....	XXX	XXX	XX	XX						
7. 2018.....	XXX	XXX	XX	XXX	XX					
8. 2019.....	XXX	XXX	XXX	XXX	XXX	XXX				
9. 2020.....	XXX	XXX	XXX	XXX	XXX	XXX	XXX			
10. 2021.....	XXX	XXX	XXX	XXX	XXX	XXX	XXX	XXX		
11. 2022	XXX	XXX	XXX	XXX	XXX	XXX	XXX	XXX	XXX	

Schedule P - Part 7B - Section 4 - Reinsurance Loss Sensitive Contracts

N O N E

Schedule P - Part 7B - Section 5 - Reinsurance Loss Sensitive Contracts

N O N E

Schedule P - Part 7B - Section 6 - Reinsurance Loss Sensitive Contracts

N O N E

Schedule P - Part 7B - Section 7 - Reinsurance Loss Sensitive Contracts

N O N E

ANNUAL STATEMENT FOR THE YEAR 2022 OF THE Ascot Specialty Insurance Company

SCHEDULE P INTERROGATORIES

1. The following questions relate to yet-to-be-issued Extended Reporting Endorsements (EREs) arising from Death, Disability, or Retirement (DDR) provisions in Medical Professional Liability Claims Made insurance policies. EREs provided for reasons other than DDR are not to be included.
- 1.1 Does the company issue Medical Professional Liability Claims Made insurance policies that provide tail (also known as an extended reporting endorsement, or "ERE") benefits in the event of Death, Disability, or Retirement (DDR) at a reduced charge or at no additional cost? Yes [] No [X]
If the answer to question 1.1 is "no", leave the following questions blank. If the answer to question 1.1 is "yes", please answer the following questions:
- 1.2 What is the total amount of the reserve for that provision (DDR Reserve), as reported, explicitly or not, elsewhere in this statement (in dollars)?\$0
- 1.3 Does the company report any DDR reserve as Unearned Premium Reserve per SSAP #65? Yes [] No [X]
- 1.4 Does the company report any DDR reserve as loss or loss adjustment expense reserve? Yes [] No [X]
- 1.5 If the company reports DDR reserve as Unearned Premium Reserve, does that amount match the figure on the Underwriting and Investment Exhibit, Part 1A - Recapitulation of all Premiums (Page 7) Column 2, Lines 11.1 plus 11.2? Yes [] No [] N/A [X]
- 1.6 If the company reports DDR reserve as loss or loss adjustment expense reserve, please complete the following table corresponding to where these reserves are reported in Schedule P:

Years in Which Premiums Were Earned and Losses Were Incurred		DDR Reserve Included in Schedule P, Part 1F, Medical Professional Liability Column 24: Total Net Losses and Expenses Unpaid	
		1 Section 1: Occurrence	2 Section 2: Claims-Made
1.601	Prior	0	0
1.602	2013	0	0
1.603	2014	0	0
1.604	2015	0	0
1.605	2016	0	0
1.606	2017	0	0
1.607	2018	0	0
1.608	2019	0	0
1.609	2020	0	0
1.610	2021	0	0
1.611	2022	0	0
1.612	Totals	0	0

2. The definition of allocated loss adjustment expenses (ALAE) and, therefore, unallocated loss adjustment expenses (ULAE) was changed effective January 1, 1998. This change in definition applies to both paid and unpaid expenses. Are these expenses (now reported as "Defense and Cost Containment" and "Adjusting and Other") reported in compliance with these definitions in this statement? Yes [X] No []
3. The Adjusting and Other expense payments and reserves should be allocated to the years in which the losses were incurred based on the number of claims reported, closed and outstanding in those years. When allocating Adjusting and Other expense between companies in a group or a pool, the Adjusting and Other expense should be allocated in the same percentage used for the loss amounts and the claim counts. For reinsurers, Adjusting and Other expense assumed should be reported according to the reinsurance contract. For Adjusting and Other expense incurred by reinsurers, or in those situations where suitable claim count information is not available, Adjusting and Other expense should be allocated by a reasonable method determined by the company and described in Interrogatory 7, below. Are they so reported in this Statement? Yes [X] No []
4. Do any lines in Schedule P include reserves that are reported gross of any discount to present value of future payments, and that are reported net of such discounts on Page 10? Yes [] No [X]
- If yes, proper disclosure must be made in the Notes to Financial Statements, as specified in the Instructions. Also, the discounts must be reported in Schedule P - Part 1, Columns 32 and 33. Schedule P must be completed gross of non-tabular discounting. Work papers relating to discount calculations must be available for examination upon request.
Discounting is allowed only if expressly permitted by the state insurance department to which this Annual Statement is being filed.
5. What were the net premiums in force at the end of the year for:
(in thousands of dollars)
- | | |
|--------------------|---|
| 5.1 Fidelity | 0 |
| 5.2 Surety | 0 |
6. Claim count information is reported per claim or per claimant (Indicate which)per claimant.....
If not the same in all years, explain in Interrogatory 7.
- 7.1 The information provided in Schedule P will be used by many persons to estimate the adequacy of the current loss and expense reserves, among other things. Are there any especially significant events, coverage, retention or accounting changes that have occurred that must be considered when making such analyses? Yes [] No [X]
- 7.2 (An extended statement may be attached.)
.....

Schedule T - Part 2 - Interstate Compact

N O N E

ANNUAL STATEMENT FOR THE YEAR 2022 OF THE Ascot Specialty Insurance Company

SCHEDULE Y

PART 1A - DETAIL OF INSURANCE HOLDING COMPANY SYSTEM

1	2	3	4	5	6	7	8	9	10	11	12	13	14	15	16
Group Code	Group Name	NAIC Company Code	ID Number	Federal RSSD	CIK	Name of Securities Exchange if Publicly Traded (U.S. or International)	Names of Parent, Subsidiaries Or Affiliates	Domi-ciliary Loca-tion	Relation-ship to Reporting Entity	Directly Controlled by (Name of Entity/Person)	Type of Control (Ownership, Board, Management, Attorney-in-Fact, Influence, Other)	If Control is Ownership Provide Percentage	Ultimate Controlling Entity(ies)/Person(s)	Is an SCA Filing Re-quired? (Yes/No)	*
							Ascot Group Limited	.BMJ.	UIP			0.000		NO	
							Ascot Bermuda Limited	.BMJ.	UIP	Ascot Group Limited	Ownership	99.942	Ascot Group Limited	NO	
							Ascot Underwriting (Bermuda) Limited	.BMJ.	NIA	Ascot Bermuda Limited	Ownership	65.000	Ascot Group Limited	NO	
							Ascot Underwriting Group Limited	.GBR.	NIA	Ascot Bermuda Limited	Ownership	100.000	Ascot Group Limited	NO	
							Ascot MGA Limited	.GBR.	NIA	Ascot Underwriting Group Limited	Ownership	100.000	Ascot Group Limited	NO	
							Ascot Employees Corporate Member Limited	.GBR.	NIA	Ascot Underwriting Group Limited	Ownership	100.000	Ascot Group Limited	NO	
							Ascot Underwriting Holdings Limited	.GBR.	NIA	Ascot Underwriting Group Limited	Ownership	100.000	Ascot Group Limited	NO	
							Ascot Corporate Name Limited	.GBR.	NIA	Ascot Underwriting Group Limited	Ownership	100.000	Ascot Group Limited	NO	
							Ascot Underwriting Limited	.GBR.	NIA	Ascot Underwriting Group Limited	Ownership	100.000	Ascot Group Limited	NO	
							Ascot Insurance Services Limited	.GBR.	NIA	Ascot Underwriting Limited	Ownership	100.000	Ascot Group Limited	NO	
							Ascot Investments Holdings Limited	.BMJ.	NIA	Ascot Bermuda Limited	Ownership	100.000	Ascot Group Limited	NO	
							Ascot Insurance Holdings Limited	.GBR.	UIP	Ascot Bermuda Limited	Ownership	100.000	Ascot Group Limited	NO	
							Ethos Canada Specialty Insurance Services Inc.	.CAN.	NIA	Ascot Insurance Holdings Limited	Ownership	99.306	Ascot Group Limited	NO	
			82-2798478				Ascot US Holding Corporation	.DE.	UIP	Ascot Insurance Holdings Limited	Ownership	100.000	Ascot Group Limited	NO	
			26-0586977				Ascot Underwriting Incorporated	.DE.	NIA	Ascot US Holding Corporation	Ownership	100.000	Ascot Group Limited	NO	
			82-2797880				Ethos Specialty Insurance Services LLC	.DE.	NIA	Ascot US Holding Corporation	Ownership	100.000	Ascot Group Limited	NO	
			84-2871404				Ascot Holding Company LLC	.DE.	UDP	Ascot US Holding Corporation	Ownership	100.000	Ascot Group Limited	NO	
			32-0573659				Ascot US Services Company LLC	.DE.	NIA	Ascot US Holding Corporation	Ownership	100.000	Ascot Group Limited	NO	
4908		23752	84-0583213				Ascot Insurance Company	.CO.	UIP	Ascot Holding Company LLC	Ownership	100.000	Ascot Group Limited	NO	
4908		45055	05-0420799				Ascot Specialty Insurance Company	.RI.	RE	Ascot Surety & Casualty Company	Ownership	100.000	Ascot Group Limited	NO	
			85-1224944				AmFed PCC LLC	.TN.	NIA	Ascot US Holding Corporation	Ownership	100.000	Ascot Group Limited	NO	
			64-0888469				AmFed Companies LLC	.MS.	NIA	Ascot US Holding Corporation	Ownership	100.000	Ascot Group Limited	NO	
		30279	46-0310317				Ascot Surety & Casualty Company	.CO.	UDP	Ascot Insurance Company	Ownership	100.000	Ascot Group Limited	NO	
		11208	64-0947790				AmFed National Insurance Company	.MS.	IA	Ascot Insurance Company	Ownership	100.000	Ascot Group Limited	NO	
		11963	20-0392750				AmFed Casualty Insurance Company	.MS.	IA	AmFed National Insurance Company	Ownership	100.000	Ascot Group Limited	NO	
		16459	83-2251612				AmFed Advantage Insurance Company	.MS.	IA	AmFed National Insurance Company	Ownership	100.000	Ascot Group Limited	NO	

Asterisk	Explanation

ANNUAL STATEMENT FOR THE YEAR 2022 OF THE Ascot Specialty Insurance Company

SCHEDULE Y

PART 2 - SUMMARY OF INSURER'S TRANSACTIONS WITH ANY AFFILIATES

1	2	3	4	5	6	7	8	9	10	11	12	13
NAIC Company Code	ID Number	Names of Insurers and Parent, Subsidiaries or Affiliates	Shareholder Dividends	Capital Contributions	Purchases, Sales or Exchanges of Loans, Securities, Real Estate, Mortgage Loans or Other Investments	Income/ (Disbursements) Incurred in Connection with Guarantees or Undertakings for the Benefit of any Affiliate(s)	Management Agreements and Service Contracts	Income/ (Disbursements) Incurred Under Reinsurance Agreements	*	Any Other Material Activity Not in the Ordinary Course of the Insurer's Business	Totals	Reinsurance Recoverable/ (Payable) on Losses and/or Reserve Credit Taken/(Liability)
		Ascot Group Limited	0	30,000,000	0	0	(10,749,647)	0		0	19,250,353	0
		Ascot Bermuda Limited	0	(190,000,000)	(69,948,465)	0	14,658,490	0		0	(245,289,975)	0
		Ascot Underwriting (Bermuda) Limited	0	0	0	0	(5,500,000)	0		0	(5,500,000)	0
		Ascot Underwriting Group Limited	0	0	0	0	0	0		0	0	0
		Ascot MGA Limited	0	0	0	0	0	0		0	0	0
		Ascot Employees Corporate Member Limited	0	0	0	0	0	0		0	0	0
		Ascot Underwriting Holdings Limited	0	0	0	0	1,310,391	0		0	1,310,391	0
		Ascot Corporate Name Limited	0	0	0	0	2,305,185	0		0	2,305,185	0
		Ascot Underwriting Limited	0	0	0	0	0	0		0	0	0
		Ascot Insurance Services Limited	0	0	0	0	0	0		0	0	0
		Ascot Investments Holdings Limited	0	0	0	0	0	0		0	0	0
		Ascot Insurance Holdings Limited	0	0	0	0	0	0		0	0	0
		Ethos Canada Specialty Insurance Services Inc.	0	0	0	0	0	0		0	0	0
	82-2798478	Ascot US Holding Corporation	0	(125,000)	0	0	1,047	0		0	(123,953)	0
	26-0586977	Ascot Underwriting Incorporated	0	0	0	0	45,788,825	0		0	45,788,825	0
	82-2797880	Ethos Specialty Insurance Services LLC	0	0	0	0	4,320,689	0		0	4,320,689	0
	84-2871404	Ascot Holding Company LLC	0	0	0	0	0	0		0	0	0
	32-0573659	Ascot US Services Company LLC	0	0	0	0	48,633,812	0		0	48,633,812	0
	85-1224944	AmFed PCC LLC	0	125,000	0	194,753	11	0		0	319,764	0
	64-0888469	AmFed Companies LLC	0	0	0	0	(327,949)	0		0	(327,949)	0
	23752	84-0583213	Ascot Insurance Company	0	50,000,000	69,948,465	(48,493,404)	0		0	71,455,061	0
	30279	46-0310317	Ascot Surety & Casualty Company	0	10,000,000	0	(548,685)	0		0	9,451,315	0
	45055	05-0420799	Ascot Specialty Insurance Company	0	90,000,000	0	(51,477,566)	0		0	38,522,434	0
	11208	64-0947790	AmFed National Insurance Company	0	(400,000)	0	114,179	131,601		0	(273,577)	(19,074,185)
	11963	20-0392750	AmFed Casualty Insurance Company	0	7,000,000	0	(71,612)	(23,612)	(704,382)		6,200,394	17,978,899
	16459	83-2251612	AmFed Advantage Insurance Company	0	3,400,000	0	(3,784)	(11,768)	572,781		3,957,229	1,095,286
	9999999	Control Totals	0	0	0	0	0	0	XXX	0	0	0

ANNUAL STATEMENT FOR THE YEAR 2022 OF THE Ascot Specialty Insurance Company

SCHEDULE Y

PART 3 - ULTIMATE CONTROLLING PARTY AND LISTING OF OTHER U.S. INSURANCE GROUPS OR ENTITIES UNDER THAT ULTIMATE CONTROLLING PARTY'S CONTROL

1 Insurers in Holding Company	2 Owners with Greater Than 10% Ownership	3 Ownership Percentage Column 2 of Column 1	4 Granted Disclaimer of Control Affiliation of Column 2 Over Column 1 (Yes/No)	5 Ultimate Controlling Party	6 U.S. Insurance Groups or Entities Controlled by Column 5	7 Ownership Percentage (Column 5 of Column 6)	8 Granted Disclaimer of Control Affiliation of Column 5 Over Column 6 (Yes/No)
Ascot Insurance Company	Ascot Holding Company LLC	100.000	NO	Ascot Group Limited	Ascot Insurance Company	100.000	NO
Ascot Surety & Casualty Company	Ascot Insurance Company	100.000	NO	Ascot Group Limited	Ascot Insurance Company	100.000	NO
Ascot Specialty Insurance Company	Ascot Surety & Casualty Company	100.000	NO	Ascot Group Limited	Ascot Insurance Company	100.000	NO
AmFed National Insurance Company	Ascot Insurance Company	100.000	NO	Ascot Group Limited	Ascot Insurance Company	100.000	NO
AmFed Casualty Insurance Company	AmFed National Insurance Company	100.000	NO	Ascot Group Limited	Ascot Insurance Company	100.000	NO
AmFed Advantage Insurance Company	AmFed National Insurance Company	100.000	NO	Ascot Group Limited	Ascot Insurance Company	100.000	NO
.....
.....
.....
.....
.....
.....
.....
.....
.....
.....
.....
.....
.....
.....
.....
.....
.....
.....
.....
.....
.....
.....
.....
.....
.....
.....

ANNUAL STATEMENT FOR THE YEAR 2022 OF THE Ascot Specialty Insurance Company
SUPPLEMENTAL EXHIBITS AND SCHEDULES INTERROGATORIES

REQUIRED FILINGS

The following supplemental reports are required to be filed as part of your statement filing unless specifically waived by the domiciliary state. However, in the event that your domiciliary state waives the filing requirement, your response of **WAIVED** to the specific interrogatory will be accepted in lieu of filing a "NONE" report and a bar code will be printed below. If the supplement is required of your company but is not being filed for whatever reason enter **SEE EXPLANATION** and provide an explanation following the interrogatory questions.

	<u>Responses</u>
MARCH FILING	
1. Will an actuarial opinion be filed by March 1?	YES
2. Will the Supplemental Compensation Exhibit be filed with the state of domicile by March 1?	YES
3. Will the confidential Risk-based Capital Report be filed with the NAIC by March 1?	YES
4. Will the confidential Risk-based Capital Report be filed with the state of domicile, if required by March 1?	YES
APRIL FILING	
5. Will the Insurance Expense Exhibit be filed with the state of domicile and the NAIC by April 1?	YES
6. Will Management's Discussion and Analysis be filed by April 1?	YES
7. Will the Supplemental Investment Risk Interrogatories be filed by April 1?	YES
MAY FILING	
8. Will this company be included in a combined annual statement which is filed with the NAIC by May 1?	YES
JUNE FILING	
9. Will an audited financial report be filed by June 1?	YES
10. Will Accountant's Letter of Qualifications be filed with the state of domicile and electronically with the NAIC by June 1?	YES

SUPPLEMENTAL FILINGS








The following supplemental reports are required to be filed as part of your annual statement filing **if your company is engaged in the type of business covered by the supplement. However, in the event that your company does not transact the type of business for which the special report must be filed, your response of NO to the specific interrogatory will be accepted in lieu of filing a "NONE" report and a bar code will be printed below.** If the supplement is required of your company but is not being filed for whatever reason enter **SEE EXPLANATION** and provide an explanation following the interrogatory questions.

MARCH FILING	
11. Will Schedule SIS (Stockholder Information Supplement) be filed with the state of domicile by March 1?	NO
12. Will the Financial Guaranty Insurance Exhibit be filed by March 1?	NO
13. Will the Medicare Supplement Insurance Experience Exhibit be filed with the state of domicile and the NAIC by March 1?	NO
14. Will Supplement A to Schedule T (Medical Professional Liability Supplement) be filed by March 1?	NO
15. Will the Trusteed Surplus Statement be filed with the state of domicile and the NAIC by March 1?	NO
16. Will the Premiums Attributed to Protected Cells Exhibit be filed by March 1?	NO
17. Will the Reinsurance Summary Supplemental Filing for General Interrogatory 9 be filed with the state of domicile and the NAIC by March 1?	NO
18. Will the Medicare Part D Coverage Supplement be filed with the state of domicile and the NAIC by March 1?	NO
19. Will the confidential Actuarial Opinion Summary be filed with the state of domicile, if required, by March 15 (or the date otherwise specified)?	YES
20. Will the Reinsurance Attestation Supplement be filed with the state of domicile and the NAIC by March 1?	YES
21. Will the Exceptions to the Reinsurance Attestation Supplement be filed with the state of domicile by March 1?	NO
22. Will the Bail Bond Supplement be filed with the state of domicile and the NAIC by March 1?	NO
23. Will the Director and Officer Insurance Coverage Supplement be filed with the state of domicile and the NAIC by March 1?	YES
24. Will an approval from the reporting entity's state of domicile for relief related to the five-year rotation requirement for lead audit partner be filed electronically with the NAIC by March 1?	NO
25. Will an approval from the reporting entity's state of domicile for relief related to the one-year cooling off period for independent CPA be filed electronically with the NAIC by March 1?	NO
26. Will an approval from the reporting entity's state of domicile for relief related to the Requirements for Audit Committees be filed electronically with the NAIC by March 1?	NO
27. Will the Supplemental Schedule for Reinsurance Counterparty Reporting Exception - Asbestos and Pollution Contracts be filed with the state of domicile and the NAIC by March 1?	NO
APRIL FILING	
28. Will the Credit Insurance Experience Exhibit be filed with the state of domicile and the NAIC by April 1?	NO
29. Will the Long-term Care Experience Reporting Forms be filed with the state of domicile and the NAIC by April 1?	NO
30. Will the Accident and Health Policy Experience Exhibit be filed by April 1?	NO
31. Will the Supplemental Health Care Exhibit (Parts 1, 2 and 3) be filed with the state of domicile and the NAIC by April 1?	NO
32. Will the regulator only (non-public) Supplemental Health Care Exhibit's Expense Allocation Report be filed with the state of domicile and the NAIC by April 1?	NO
33. Will the Cybersecurity and Identity Theft Insurance Coverage Supplement be filed with the state of domicile and the NAIC by April 1?	YES
34. Will the Life, Health & Annuity Guaranty Association Assessable Premium Exhibit - Parts 1 and 2 be filed with the state of domicile and the NAIC by April 1?	NO
35. Will the Private Flood Insurance Supplement be filed with the state of domicile and the NAIC by April 1?	NO
36. Will the Mortgage Guaranty Insurance Exhibit be filed with the state of domicile and the NAIC by April 1?	NO
AUGUST FILING	
37. Will Management's Report of Internal Control Over Financial Reporting be filed with the state of domicile by August 1?	YES

Explanations:

- 11.
- 12.
- 13.
- 14.
- 15.
- 16.
- 17.
- 18.
- 21.
- 22.
- 24.
- 25.
- 26.
- 27.
- 28.
- 29.
- 30.
- 31.
- 32.
- 34.
- 35.
- 36.

Bar Codes:

11. SIS Stockholder Information Supplement [Document Identifier 420]	
12. Financial Guaranty Insurance Exhibit [Document Identifier 240]	
13. Medicare Supplement Insurance Experience Exhibit [Document Identifier 360]	
14. Supplement A to Schedule T [Document Identifier 455]	
15. Trusteed Surplus Statement [Document Identifier 490]	
16. Premiums Attributed to Protected Cells Exhibit [Document Identifier 385]	
17. Reinsurance Summary Supplemental Filing [Document Identifier 401]	

ANNUAL STATEMENT FOR THE YEAR 2022 OF THE Ascot Specialty Insurance Company
SUPPLEMENTAL EXHIBITS AND SCHEDULES INTERROGATORIES

18. Medicare Part D Coverage Supplement [Document Identifier 365]



21. Exceptions to the Reinsurance Attestation Supplement [Document Identifier 400]



22. Bail Bond Supplement [Document Identifier 500]



24. Relief from the five-year rotation requirement for lead audit partner [Document Identifier 224]



25. Relief from the one-year cooling off period for independent CPA [Document Identifier 225]



26. Relief from the Requirements for Audit Committees [Document Identifier 226]



27. Reinsurance Counterparty Reporting Exception – Asbestos and Pollution Contracts [Document Identifier 555]



28. Credit Insurance Experience Exhibit [Document Identifier 230]



29. Long-Term Care Experience Reporting Forms [Document Identifier 306]



30. Accident and Health Policy Experience Exhibit [Document Identifier 210]



31. Supplemental Health Care Exhibit (Parts 1, 2 and 3) [Document Identifier 216]



32. Supplemental Health Care Exhibit's Expense Allocation Report [Document Identifier 217]



34. Life, Health & Annuity Guaranty Association Assessable Premium Exhibit - Parts 1 and 2 [Document Identifier 290]



35. Private Flood Insurance Supplement [Document Identifier 560]



36. Will the Mortgage Guaranty Insurance Exhibit [Document Identifier 565]



ANNUAL STATEMENT FOR THE YEAR 2022 OF THE Ascot Specialty Insurance Company

OVERFLOW PAGE FOR WRITE-INS

Additional Write-ins for Assets Line 25

	Current Year			Prior Year
	1 Assets	2 Nonadmitted Assets	3 Net Admitted Assets (Cols. 1 - 2)	4 Net Admitted Assets
2504. Profit Commission	55,802	0	55,802	55,443
2505. Rhode Island premium tax recoverable	892	892	0	0
2506. Other Assets	40,721	40,721	0	0
2597. Summary of remaining write-ins for Line 25 from overflow page	97,415	41,613	55,802	55,443

Additional Write-ins for Liabilities Line 25

	1 Current Year	2 Prior Year
2504. Unapplied Cash	339,016	109,106
2597. Summary of remaining write-ins for Line 25 from overflow page	339,016	109,106

Additional Write-ins for Underwriting and Investment Exhibit Part 3 Line 24

	1 Loss Adjustment Expenses	2 Other Underwriting Expenses	3 Investment Expenses	4 Total
2404. Miscellaneous	0	(36,650)	1,577	(35,073)
2405. Outside Investment Management Services	0	0	326,834	326,834
2406. Professional & consulting services	49,794	1,405,233	0	1,455,028
2497. Summary of remaining write-ins for Line 24 from overflow page	49,794	1,368,584	328,411	1,746,789

Additional Write-ins for Exhibit of Nonadmitted Assets Line 25

	1 Current Year Total Nonadmitted Assets	2 Prior Year Total Nonadmitted Assets	3 Change in Total Nonadmitted Assets (Col. 2 - Col. 1)
2504. Other Assets	40,721	40,721	0
2597. Summary of remaining write-ins for Line 25 from overflow page	40,721	40,721	0



SUPPLEMENT FOR THE YEAR 2022 OF THE Ascot Specialty Insurance Company

DIRECTOR AND OFFICER INSURANCE COVERAGE SUPPLEMENT

For The Year Ended December 31, 2022
(To Be Filed by March 1)

NAIC Group Code 4908

NAIC Company Code 45055

Company Name Ascot Specialty Insurance Company

If the reporting entity writes any director and officer (D&O) business, please provide the following:

1. Monoline Policies

Direct Premiums		Direct Losses		Direct Defense and Cost Containment		Percentage of In Force Policies	
1 Written	2 Earned	3 Paid	4 Incurred	5 Paid	6 Incurred	7 Claims Made	8 Occurrence
\$ 21,128,994	\$ 21,704,585	\$ 0	\$ 9,813,305	\$ 0	\$ 1,741,203	100.0 %	0.0 %

2. Commercial Multiple Peril (CMP) Packaged Policies

- 2.1 Does the reporting entity provide D&O liability coverage as part of a CMP packaged policy? Yes [] No [X]
 2.2 Can the direct premium earned for D&O liability coverage provided as part of a CMP packaged policy be quantified or estimated? Yes [] No [X]
 2.3 If the answer to question 2.2 is yes, provide the quantified or estimated direct premium earned amount for D&O liability coverage in CMP packaged policies

2.31 Amount quantified:.....\$ 0
 2.32 Amount estimated using reasonable assumptions:.....\$ 0

2.4 If the answer to question 2.1 is yes, please provide the following:

Direct Losses		Direct Defense and Cost Containment		Percentage of In Force Policies	
1 Paid	2 Paid + Change in Case Reserves	3 Paid	4 Paid + Change in Case Reserves	5 Claims Made	6 Occurrence
\$ 0	\$ 0	\$ 0	\$ 0	0.0 %	0.0 %