



QUARTERLY STATEMENT

AS OF MARCH 31, 2023
OF THE CONDITION AND AFFAIRS OF THE
FARMERS GROUP PROPERTY AND CASUALTY INSURANCE COMPANY

NAIC Group Code 0069 0069 NAIC Company Code 34339 Employer's ID Number 13-2915260
(Current) (Prior)

Organized under the Laws of Rhode Island, State of Domicile or Port of Entry RI

Country of Domicile United States of America

Incorporated/Organized 12/10/1976 Commenced Business 12/01/1977

Statutory Home Office 700 Quaker Lane, Warwick, RI, US 02886-6681
(Street and Number) (City or Town, State, Country and Zip Code)

Main Administrative Office 6301 Owensmouth Ave
(Street and Number)
Woodland Hills, CA, US 91367-2216 818-965-0433
(City or Town, State, Country and Zip Code) (Area Code) (Telephone Number)

Mail Address 6301 Owensmouth Ave, Woodland Hills, CA, US 91367-2216
(Street and Number or P.O. Box) (City or Town, State, Country and Zip Code)

Primary Location of Books and Records 6301 Owensmouth Ave
(Street and Number)
Woodland Hills, CA, US 91367-2216 818-876-7924
(City or Town, State, Country and Zip Code) (Area Code) (Telephone Number)

Internet Website Address www.farmers.com

Statutory Statement Contact Joseph Hammond, 818-876-7924
(Name) (Area Code) (Telephone Number)
joseph.hammond@farmersinsurance.com 818-936-1736
(E-mail Address) (FAX Number)

OFFICERS

President Shannon Marian Bowes Vice President & Treasurer Peter Andrew Klute
Secretary Jennifer Nicole Pryor

OTHER

Robert Paul Howard, Vice President James Leslie Nutting, Vice President & Actuary

DIRECTORS OR TRUSTEES

Gisselle Maria Acevedo # Kenneth Wayne Bentley # Shannon Marian Bowes
Guy Meade Hanson Ronald George Myhan

State of Illinois SS: State of California SS: State of California SS:
County of Lake County County of Los Angeles County of Los Angeles

The officers of this reporting entity being duly sworn, each depose and say that they are the described officers of said reporting entity, and that on the reporting period stated above, all of the herein described assets were the absolute property of the said reporting entity, free and clear from any liens or claims thereon, except as herein stated, and that this statement, together with related exhibits, schedules and explanations therein contained, annexed or referred to, is a full and true statement of all the assets and liabilities and of the condition and affairs of the said reporting entity as of the reporting period stated above, and of its income and deductions therefrom for the period ended, and have been completed in accordance with the NAIC Annual Statement Instructions and Accounting Practices and Procedures manual except to the extent that: (1) state law may differ; or, (2) that state rules or regulations require differences in reporting not related to accounting practices and procedures, according to the best of their information, knowledge and belief, respectively. Furthermore, the scope of this attestation by the described officers also includes the related corresponding electronic filing with the NAIC, when required, that is an exact copy (except for formatting differences due to electronic filing) of the enclosed statement. The electronic filing may be requested by various regulators in lieu of or in addition to the enclosed statement.

Shannon M Bowes

Shannon Marian Bowes
President

Jennifer Nicole Pryor

Jennifer Nicole Pryor
Secretary

Peter Andrew Klute

Peter Andrew Klute
Vice President & Treasurer

- a. Is this an original filing? Yes [X] No []
b. If no,
1. State the amendment number.....
2. Date filed
3. Number of pages attached.....



A notary public or other officer completing this certificate verifies only the identity of the individual who signed the document to which this certificate is attached, and not the truthfulness, accuracy, or validity of that document.

Subscribed and sworn to (or affirmed) before me on this 5th day of MAY 2023 by Shannon Marian Bowes, proved to me on the basis of satisfactory evidence to be the person who appeared before me.

Subscribed and sworn to (or affirmed) before me on this 10th day of MAY 2023 by Jennifer Nicole Pryor, proved to me on the basis of satisfactory evidence to be the person who appeared before me.

Subscribed and sworn to (or affirmed) before me on this 28th day of April 2023 by Peter Andrew Klute, proved to me on the basis of satisfactory evidence to be the person who appeared before me.

Lindsey Marie Spencer



STATEMENT AS OF MARCH 31, 2023 OF THE FARMERS GROUP PROPERTY AND CASUALTY INSURANCE COMPANY

ASSETS

	Current Statement Date			4 December 31 Prior Year Net Admitted Assets
	1 Assets	2 Nonadmitted Assets	3 Net Admitted Assets (Cols. 1 - 2)	
1. Bonds	273,641,710		273,641,710	273,200,772
2. Stocks:				
2.1 Preferred stocks				
2.2 Common stocks				
3. Mortgage loans on real estate:				
3.1 First liens				
3.2 Other than first liens.....				
4. Real estate:				
4.1 Properties occupied by the company (less \$ encumbrances)				
4.2 Properties held for the production of income (less \$ encumbrances)				
4.3 Properties held for sale (less \$ encumbrances)				
5. Cash (\$ 5,938,138), cash equivalents (\$) and short-term investments (\$)	5,938,138		5,938,138	9,819,997
6. Contract loans (including \$ premium notes)				
7. Derivatives				
8. Other invested assets				
9. Receivables for securities				
10. Securities lending reinvested collateral assets				
11. Aggregate write-ins for invested assets				
12. Subtotals, cash and invested assets (Lines 1 to 11)	279,579,848		279,579,848	283,020,769
13. Title plants less \$ charged off (for Title insurers only)				
14. Investment income due and accrued	2,543,267	18	2,543,249	2,420,501
15. Premiums and considerations:				
15.1 Uncollected premiums and agents' balances in the course of collection	(157,517)		(157,517)	105,469
15.2 Deferred premiums, agents' balances and installments booked but deferred and not yet due (including \$ earned but unbilled premiums)	(1,684,787)		(1,684,787)	1,147,127
15.3 Accrued retrospective premiums (\$) and contracts subject to redetermination (\$)				
16. Reinsurance:				
16.1 Amounts recoverable from reinsurers	45,046,122		45,046,122	44,037,625
16.2 Funds held by or deposited with reinsured companies				
16.3 Other amounts receivable under reinsurance contracts				
17. Amounts receivable relating to uninsured plans				
18.1 Current federal and foreign income tax recoverable and interest thereon				
18.2 Net deferred tax asset	2,984,294	341,526	2,642,768	1,368,613
19. Guaranty funds receivable or on deposit				
20. Electronic data processing equipment and software				
21. Furniture and equipment, including health care delivery assets (\$)				
22. Net adjustment in assets and liabilities due to foreign exchange rates				
23. Receivables from parent, subsidiaries and affiliates				
24. Health care (\$) and other amounts receivable				
25. Aggregate write-ins for other than invested assets	44,039	44,039		
26. Total assets excluding Separate Accounts, Segregated Accounts and Protected Cell Accounts (Lines 12 to 25)	328,355,266	385,582	327,969,684	332,100,104
27. From Separate Accounts, Segregated Accounts and Protected Cell Accounts				
28. Total (Lines 26 and 27)	328,355,266	385,582	327,969,684	332,100,104
DETAILS OF WRITE-INS				
1101.				
1102.				
1103.				
1198. Summary of remaining write-ins for Line 11 from overflow page				
1199. Totals (Lines 1101 through 1103 plus 1198)(Line 11 above)				
2501. Other assets	44,039	44,039		
2502.				
2503.				
2598. Summary of remaining write-ins for Line 25 from overflow page				
2599. Totals (Lines 2501 through 2503 plus 2598)(Line 25 above)	44,039	44,039		

STATEMENT AS OF MARCH 31, 2023 OF THE FARMERS GROUP PROPERTY AND CASUALTY INSURANCE COMPANY

LIABILITIES, SURPLUS AND OTHER FUNDS

	1 Current Statement Date	2 December 31, Prior Year
1. Losses (current accident year \$)		
2. Reinsurance payable on paid losses and loss adjustment expenses	455,912	455,912
3. Loss adjustment expenses		
4. Commissions payable, contingent commissions and other similar charges		
5. Other expenses (excluding taxes, licenses and fees)		
6. Taxes, licenses and fees (excluding federal and foreign income taxes)		
7.1 Current federal and foreign income taxes (including \$ on realized capital gains (losses))		
7.2 Net deferred tax liability		
8. Borrowed money \$ and interest thereon \$		
9. Unearned premiums (after deducting unearned premiums for ceded reinsurance of \$287,604,181 and including warranty reserves of \$ and accrued accident and health experience rating refunds including \$ for medical loss ratio rebate per the Public Health Service Act)		
10. Advance premium		
11. Dividends declared and unpaid:		
11.1 Stockholders		
11.2 Policyholders		
12. Ceded reinsurance premiums payable (net of ceding commissions)	37,283,245	33,753,886
13. Funds held by company under reinsurance treaties		
14. Amounts withheld or retained by company for account of others		
15. Remittances and items not allocated		
16. Provision for reinsurance (including \$ certified)	744,427	744,427
17. Net adjustments in assets and liabilities due to foreign exchange rates		
18. Drafts outstanding		
19. Payable to parent, subsidiaries and affiliates	5,384,673	23,082,463
20. Derivatives		
21. Payable for securities		
22. Payable for securities lending		
23. Liability for amounts held under uninsured plans		
24. Capital notes \$ and interest thereon \$		
25. Aggregate write-ins for liabilities	863,169	851,686
26. Total liabilities excluding protected cell liabilities (Lines 1 through 25)	44,731,427	58,888,375
27. Protected cell liabilities		
28. Total liabilities (Lines 26 and 27)	44,731,427	58,888,375
29. Aggregate write-ins for special surplus funds		
30. Common capital stock	3,000,000	3,000,000
31. Preferred capital stock		
32. Aggregate write-ins for other than special surplus funds		
33. Surplus notes		
34. Gross paid in and contributed surplus	192,546,568	192,546,568
35. Unassigned funds (surplus)	87,691,689	77,665,162
36. Less treasury stock, at cost:		
36.1 shares common (value included in Line 30 \$)		
36.2 shares preferred (value included in Line 31 \$)		
37. Surplus as regards policyholders (Lines 29 to 35, less 36)	283,238,257	273,211,730
38. Totals (Page 2, Line 28, Col. 3)	327,969,684	332,100,104
DETAILS OF WRITE-INS		
2501. Accounts payable	862,564	851,218
2502. Miscellaneous	605	468
2503.		
2598. Summary of remaining write-ins for Line 25 from overflow page		
2599. Totals (Lines 2501 through 2503 plus 2598)(Line 25 above)	863,169	851,686
2901.		
2902.		
2903.		
2998. Summary of remaining write-ins for Line 29 from overflow page		
2999. Totals (Lines 2901 through 2903 plus 2998)(Line 29 above)		
3201.		
3202.		
3203.		
3298. Summary of remaining write-ins for Line 32 from overflow page		
3299. Totals (Lines 3201 through 3203 plus 3298)(Line 32 above)		

STATEMENT AS OF MARCH 31, 2023 OF THE FARMERS GROUP PROPERTY AND CASUALTY INSURANCE COMPANY

STATEMENT OF INCOME

	1 Current Year to Date	2 Prior Year to Date	3 Prior Year Ended December 31
UNDERWRITING INCOME			
1. Premiums earned:			
1.1 Direct (written \$ 153,277,321)	158,276,224	157,332,678	630,575,717
1.2 Assumed (written \$)			
1.3 Ceded (written \$ 153,277,321)	158,276,224	157,332,678	630,575,717
1.4 Net (written \$)			
DEDUCTIONS:			
2. Losses incurred (current accident year \$):			
2.1 Direct	111,917,552	88,387,407	409,967,927
2.2 Assumed	(87,169)	(62,690)	2,372,885
2.3 Ceded	111,830,383	88,324,717	412,340,811
2.4 Net			
3. Loss adjustment expenses incurred			
4. Other underwriting expenses incurred			
5. Aggregate write-ins for underwriting deductions			
6. Total underwriting deductions (Lines 2 through 5)			
7. Net income of protected cells			
8. Net underwriting gain (loss) (Line 1 minus Line 6 + Line 7)			
INVESTMENT INCOME			
9. Net investment income earned	2,352,306	2,069,309	9,109,568
10. Net realized capital gains (losses) less capital gains tax of \$ (273,688)	(353,063)	35,388	(215,246)
11. Net investment gain (loss) (Lines 9 + 10)	1,999,243	2,104,697	8,894,322
OTHER INCOME			
12. Net gain or (loss) from agents' or premium balances charged off (amount recovered \$ amount charged off \$)			
13. Finance and service charges not included in premiums			
14. Aggregate write-ins for miscellaneous income	(920)		212,985
15. Total other income (Lines 12 through 14)	(920)		212,985
16. Net income before dividends to policyholders, after capital gains tax and before all other federal and foreign income taxes (Lines 8 + 11 + 15)	1,998,323	2,104,697	9,107,307
17. Dividends to policyholders			
18. Net income, after dividends to policyholders, after capital gains tax and before all other federal and foreign income taxes (Line 16 minus Line 17)	1,998,323	2,104,697	9,107,307
19. Federal and foreign income taxes incurred	273,822	1,223,813	5,321,241
20. Net income (Line 18 minus Line 19)(to Line 22)	1,724,501	880,884	3,786,067
CAPITAL AND SURPLUS ACCOUNT			
21. Surplus as regards policyholders, December 31 prior year	273,211,730	261,453,669	261,453,669
22. Net income (from Line 20)	1,724,501	880,884	3,786,067
23. Net transfers (to) from Protected Cell accounts			
24. Change in net unrealized capital gains (losses) less capital gains tax of \$			
25. Change in net unrealized foreign exchange capital gain (loss)			
26. Change in net deferred income tax	1,170,254	743,123	1,513,258
27. Change in nonadmitted assets	7,131,772	(44,039)	6,698,067
28. Change in provision for reinsurance			(239,330)
29. Change in surplus notes			
30. Surplus (contributed to) withdrawn from protected cells			
31. Cumulative effect of changes in accounting principles			
32. Capital changes:			
32.1 Paid in			
32.2 Transferred from surplus (Stock Dividend)			
32.3 Transferred to surplus			
33. Surplus adjustments:			
33.1 Paid in			
33.2 Transferred to capital (Stock Dividend)			
33.3 Transferred from capital			
34. Net remittances from or (to) Home Office			
35. Dividends to stockholders			
36. Change in treasury stock			
37. Aggregate write-ins for gains and losses in surplus			
38. Change in surplus as regards policyholders (Lines 22 through 37).....	10,026,527	1,579,968	11,758,061
39. Surplus as regards policyholders, as of statement date (Lines 21 plus 38)	283,238,257	263,033,637	273,211,730
DETAILS OF WRITE-INS			
0501.			
0502.			
0503.			
0598. Summary of remaining write-ins for Line 5 from overflow page			
0599. Totals (Lines 0501 through 0503 plus 0598)(Line 5 above)			
1401. Miscellaneous (expense) / income	(920)		212,985
1402.			
1403.			
1498. Summary of remaining write-ins for Line 14 from overflow page			
1499. Totals (Lines 1401 through 1403 plus 1498)(Line 14 above)	(920)		212,985
3701.			
3702.			
3703.			
3798. Summary of remaining write-ins for Line 37 from overflow page			
3799. Totals (Lines 3701 through 3703 plus 3798)(Line 37 above)			

STATEMENT AS OF MARCH 31, 2023 OF THE FARMERS GROUP PROPERTY AND CASUALTY INSURANCE
COMPANY

CASH FLOW

	1 Current Year To Date	2 Prior Year To Date	3 Prior Year Ended December 31
Cash from Operations			
1. Premiums collected net of reinsurance	13,652,130		
2. Net investment income	2,345,816	2,011,882	9,702,772
3. Miscellaneous income	(920)		212,985
4. Total (Lines 1 to 3)	15,997,026	2,011,882	9,915,757
5. Benefit and loss related payments	1,008,496	43,005,613	43,149,119
6. Net transfers to Separate Accounts, Segregated Accounts and Protected Cell Accounts			
7. Commissions, expenses paid and aggregate write-ins for deductions	(11,345)	(37,838,495)	(740,476)
8. Dividends paid to policyholders			
9. Federal and foreign income taxes paid (recovered) net of \$ tax on capital gains (losses)	134	1,124,748	5,075,257
10. Total (Lines 5 through 9)	997,285	6,291,866	47,483,900
11. Net cash from operations (Line 4 minus Line 10)	14,999,741	(4,279,984)	(37,568,143)
Cash from Investments			
12. Proceeds from investments sold, matured or repaid:			
12.1 Bonds	14,652,891	23,453,393	66,499,953
12.2 Stocks			
12.3 Mortgage loans			
12.4 Real estate			
12.5 Other invested assets			
12.6 Net gains or (losses) on cash, cash equivalents and short-term investments	124		(18,990)
12.7 Miscellaneous proceeds		492,947	77
12.8 Total investment proceeds (Lines 12.1 to 12.7)	14,653,015	23,946,340	66,481,041
13. Cost of investments acquired (long-term only):			
13.1 Bonds	15,835,809	25,630,302	62,970,282
13.2 Stocks			
13.3 Mortgage loans			
13.4 Real estate			
13.5 Other invested assets			
13.6 Miscellaneous applications	1,153		
13.7 Total investments acquired (Lines 13.1 to 13.6)	15,836,962	25,630,302	62,970,282
14. Net increase (or decrease) in contract loans and premium notes			
15. Net cash from investments (Line 12.8 minus Line 13.7 and Line 14)	(1,183,947)	(1,683,962)	3,510,759
Cash from Financing and Miscellaneous Sources			
16. Cash provided (applied):			
16.1 Surplus notes, capital notes			
16.2 Capital and paid in surplus, less treasury stock			
16.3 Borrowed funds			
16.4 Net deposits on deposit-type contracts and other insurance liabilities			
16.5 Dividends to stockholders			
16.6 Other cash provided (applied)	(17,697,653)	19,599,577	32,891,548
17. Net cash from financing and miscellaneous sources (Line 16.1 through Line 16.4 minus Line 16.5 plus Line 16.6)	(17,697,653)	19,599,577	32,891,548
RECONCILIATION OF CASH, CASH EQUIVALENTS AND SHORT-TERM INVESTMENTS			
18. Net change in cash, cash equivalents and short-term investments (Line 11, plus Lines 15 and 17)	(3,881,859)	13,635,630	(1,165,837)
19. Cash, cash equivalents and short-term investments:			
19.1 Beginning of year	9,819,997	10,985,835	10,985,835
19.2 End of period (Line 18 plus Line 19.1)	5,938,138	24,621,465	9,819,997

Note: Supplemental disclosures of cash flow information for non-cash transactions:

--	--	--	--

NOTES TO FINANCIAL STATEMENTS

1. SUMMARY OF SIGNIFICANT ACCOUNTING POLICIES AND GOING CONCERN

A. Accounting Practices

The financial statements of Farmers Group Property And Casualty Insurance Company (“the Company”) are presented on the basis of accounting practices prescribed or permitted by the Insurance Department of the State of Rhode Island (“DOI”).

The Company recognizes only statutory accounting practices prescribed or permitted by the State of Rhode Island (the “State”) for determining and reporting the financial condition and results of operations of an insurance company, and for determining its solvency under the Rhode Island Insurance Law. The National Association of Insurance Commissioners (“NAIC”) Accounting Practices and Procedures Manual (the “Codification”), version effective January 1, 2001 and subsequently amended (“NAIC SAP”) has been adopted as a component of prescribed or permitted practices by the State. The Commissioner of Insurance has the right to permit other specific practices that deviate from prescribed practices. The Company did not utilize any permitted practices during the years presented.

A reconciliation of the Company’s net income and surplus between NAIC SAP and practices prescribed by the State of Rhode Island for year-to-date March 31, 2023 and the year ended December 31, 2022 is shown below:

	SSAP #	E/S Page	E/S Line #	2023	2022
<u>NET INCOME</u>					
(1) Rhode Island basis (Page 4, Line 20, Columns 1 & 3)	XXX	XXX	XXX	\$ 1,724,501	\$ 3,786,067
(2) State Prescribed Practices that are an increase/(decrease) from NAIC SAP:				-	-
(3) State Permitted Practices that are an increase/(decrease) from NAIC SAP:	XXX	XXX	XXX	-	-
(4) NAIC SAP (1-2-3=4)				\$ 1,724,501	\$ 3,786,067
<u>SURPLUS</u>					
(5) Rhode Island basis (Page 3, Line 37, Columns 1 & 2)	XXX	XXX	XXX	\$ 283,238,257	\$ 273,211,730
(6) State Prescribed Practices that are an increase/(decrease) from NAIC SAP:				-	-
(7) State Permitted Practices that are an increase/(decrease) from NAIC SAP:				-	-
(8) NAIC SAP (5-6-7=8)	XXX	XXX	XXX	\$ 283,238,257	\$ 273,211,730

B. Use of Estimates in the Preparation of the Financial Statements

No significant changes to disclose since the most recently filed annual statement.

C. Accounting Policy

(1) No significant changes to disclose since the most recently filed annual statement.

(2) Bonds not backed by other loans are generally carried at amortized cost or the lower of amortized cost or fair value depending on their NAIC designation. Bond premium or discount is amortized using the interest method.

(3) No significant changes to disclose since the most recently filed annual statement.

(4) No significant changes to disclose since the most recently filed annual statement.

(5) No significant changes to disclose since the most recently filed annual statement.

(6) Mortgage-backed bonds and structured securities are stated at either amortized cost or the lower of amortized cost or market value. Premiums and discounts on mortgage-backed securities and structured securities are amortized using the retrospective method, except for interest-only mortgage-backed securities, which are amortized using the prospective method.

Loan-backed securities with evidence of deterioration of credit quality for which it is probable that the company will be unable to collect all contractually required payments receivable, are written down to the present value of expected cash flows to be received.

(7) No significant changes to disclose since the most recently filed annual statement.

(8) No significant changes to disclose since the most recently filed annual statement.

(9) No significant changes to disclose since the most recently filed annual statement.

(10) No significant changes to disclose since the most recently filed annual statement.

NOTES TO FINANCIAL STATEMENTS

(11) No significant changes to disclose since the most recently filed annual statement.

(12) No significant changes to disclose since the most recently filed annual statement.

(13) No significant changes to disclose since the most recently filed annual statement.

D. Going Concern

Management has evaluated the reporting entity's ability to continue as a going concern and is satisfied that it has adequate resources to enable it to continue in business for the foreseeable future.

2. ACCOUNTING CHANGES AND CORRECTION OF ERRORS

No significant changes to disclose since the most recently filed annual statement.

3. BUSINESS COMBINATIONS AND GOODWILL

A. Statutory Purchase Method

Not applicable.

B. Statutory Merger

Not applicable.

C. Impairment Loss

Not applicable.

D. Subcomponents and Calculation of Adjusted Surplus and Total Admitted Goodwill

No significant changes to disclose since the most recently filed annual statement.

4. DISCONTINUED OPERATIONS

Not applicable.

5. INVESTMENTS

A. Mortgage Loans, Including Mezzanine Real Estate Loans

Not applicable.

B. Debt Restructuring

Not applicable.

C. Reverse Mortgages

Not applicable.

D. Loan-Backed Securities

(1) Prepayment assumptions were obtained from an external securities information service and are consistent with the current interest rate and economic environment.

(2) Not applicable.

(3) None.

(4) All impaired securities (fair value is less than cost or amortized cost) for which an other-than-temporary impairment has not been recognized in earnings as a realized loss (including securities with a recognized other-than-temporary impairment for non-interest related declines when a non-recognized interest related impairment remains):

a. The aggregate amount of unrealized losses:		
	1. Less than 12 Months	(\$118,655)
	2. 12 Months or Longer	(\$2,061,067)
b. The aggregate related fair value of securities with unrealized losses:		
	1. Less than 12 Months	\$7,374,955
	2. 12 Months or Longer	\$19,393,604

NOTES TO FINANCIAL STATEMENTS

- (5) All loan-backed and structured securities were reviewed to determine if there were any indications of potential other-than-temporary impairment. If any indication of other-than-temporary impairment existed, then a cash flow and credit support analysis were performed. If it was determined that the company was to receive less than 100% contractual cash flows, an other-than-temporary impairment was measured and taken in accordance with SSAP 43R.

E. Dollar Repurchase Agreements and/or Securities Lending Transactions

(1) Not applicable.

(2-7) Not applicable.

F. Repurchase Agreements Transactions Accounted for as Secured Borrowing

(1-11) Not applicable.

G. Reverse Repurchase Agreements Transactions Accounted for as Secured Borrowing

(1-10) Not applicable.

H. Repurchase Agreements Transactions Accounted for as a Sale

(1-9) Not applicable.

I. Reverse Repurchase Agreements Transactions Accounted for as a Sale

(1-8) Not applicable.

J. Real Estate

(1) Not applicable.

(2) Not applicable.

(3) Not applicable.

(3-5) None.

K. Low-Income Housing Tax Credits (LIHTC)

(1-7) Not applicable.

L. Restricted Assets

No significant changes to disclose since the most recently filed annual statement.

M. Working Capital Finance Investments

Not applicable.

N. Offsetting and Netting of Assets and Liabilities

Not applicable.

O. 5GI Securities

None.

P. Short Sales

(1-2) Not applicable

Q. Prepayment Penalty and Acceleration Fees

(1-2) Not applicable.

R. Reporting Entity's Share of Cash Pool by Asset Type

Not applicable.

NOTES TO FINANCIAL STATEMENTS

6. JOINT VENTURES, PARTNERSHIPS, AND LIMITED LIABILITY COMPANIES

Not applicable.

7. INVESTMENT INCOME

A. Accrued investment income

No significant changes to disclose since the most recently filed annual statement.

B. Amounts nonadmitted

No significant changes to disclose since the most recently filed annual statement.

8. DERIVATIVE INSTRUMENTS

A. Derivatives under SSAP No. 86—Derivatives

Not applicable.

B. Derivatives under SSAP No. 108—Derivative Hedging Variable Annuity Guarantees

Not applicable.

9. INCOME TAXES

A. Deferred Tax Asset/(Liability)

No significant changes to disclose since the most recently filed annual statement.

B. Deferred Tax Liabilities Not Recognized

No significant changes to disclose since the most recently filed annual statement.

C. Current and Deferred Income Taxes

No significant changes to disclose since the most recently filed annual statement.

D. Reconciliation of Federal Income Tax Rate to Actual Effective Rate

No significant changes to disclose since the most recently filed annual statement.

E. Operating Loss and Tax Credit Carry forwards and Protective Tax Deposits

No significant changes to disclose since the most recently filed annual statement.

F. Consolidated Federal Income Tax Return

No significant changes to disclose since the most recently filed annual statement.

G. Federal or Foreign Federal Income Tax Loss Contingencies

No significant changes to disclose since the most recently filed annual statement.

H. Repatriation Transition Tax (RTT)

No significant changes to disclose since the most recently filed annual statement.

I. Alternative Minimum Tax (AMT) Credit

No significant changes to disclose since the most recently filed annual statement.

Other

NOTES TO FINANCIAL STATEMENTS

On August 16, 2022, the Inflation Reduction Act of 2022 was signed into law by President Biden. The Act includes a new federal corporate alternative minimum tax (CAMT), effective in 2023, that is based on the adjusted financial statement set forth on the applicable financial statements of an applicable corporation.

The CAMT applies to companies with average annual book income of \$1 billion or more and assesses a 15% tax on financial statement income (adjusted for certain items) based on the applicable financial statement to the extent that amount exceeds the regular corporate tax.

The Company has determined it is not impacted by the new CAMT provision in 2023.

10. INFORMATION CONCERNING PARENT, SUBSIDIARIES, AFFILIATES, AND OTHER RELATED PARTIES

A. Nature of Relationships

No significant changes to disclose since the most recently filed annual statement.

B. Significant Transactions and Changes in Terms of Intercompany Arrangements

No significant changes to disclose since the most recently filed annual statement.

C. Transactions with related parties who are not reported on Schedule Y

No significant changes to disclose since the most recently filed annual statement.

D. Amounts Due to or from Related Parties

No significant changes to disclose since the most recently filed annual statement.

E. Management, Service Contracts, Cost Sharing Arrangements

No significant changes to disclose since the most recently filed annual statement.

F. Guarantees or Undertakings for Related Parties

No significant changes to disclose since the most recently filed annual statement.

G. Nature of Relationships that Could Affect Operations

No significant changes to disclose since the most recently filed annual statement.

For more details on ownership, see Schedule Y.

H. Amount Deducted for Investment in Upstream Company

No significant changes to disclose since the most recently filed annual statement.

I. Detail of Investments in Affiliates Greater than 10% of Admitted Assets

No significant changes to disclose since the most recently filed annual statement.

J. Write downs for Impairment of Investment in Affiliates

No significant changes to disclose since the most recently filed annual statement.

K. Foreign Insurance Subsidiary Valued Using CARVM

No significant changes to disclose since the most recently filed annual statement.

L. Downstream Holding Company Valued Using Look-Through Method

No significant changes to disclose since the most recently filed annual statement.

M. All SCA Investments

Not applicable.

N. Investment in Insurance SCAs

Not applicable.

O. SCA or SSAP 48 Entity Loss Tracking

NOTES TO FINANCIAL STATEMENTS

Not applicable.

11. DEBT

Not applicable.

12. RETIREMENT PLANS, DEFERRED COMPENSATION, POSTEMPLOYMENT BENEFITS AND COMPENSATED ABSENCES AND OTHER POSTRETIREMENT BENEFIT PLANS

Not applicable.

13. CAPITAL AND SURPLUS, DIVIDEND RESTRICTIONS AND QUASI-REORGANIZATIONS

No significant changes to disclose since the most recently filed annual statement.

14. LIABILITIES, CONTINGENCIES AND ASSESSMENTS

A. Contingent Commitments

Not applicable.

B. Assessments

No significant changes to disclose since the most recently filed annual statement.

C. Gain Contingencies

Not applicable.

D. Claims Related Extra Contractual Obligation and Bad Faith Losses Stemming from Lawsuits

No significant changes to disclose since the most recently filed annual statement.

E. Product Warranties

Not applicable.

F. Joint and Several Liabilities

Not applicable.

G. All Other Contingencies

Litigation

Certain of the Farmers' companies are defendants in certain lawsuits arising in the normal course of business, which are in various stages of development. Some of these matters seek punitive as well as compensatory damages. While it is not possible to predict the outcome of these matters with certainty, management believes that their ultimate disposition will not have a material effect on the Company's financial position or results of operations. In addition, certain of the Farmers' companies are, from time to time, involved as parties in various governmental and administrative proceedings.

Revolving Credit Facility Framework Agreement

No significant changes to disclose since the most recently filed annual statement.

15. LEASES

A. Lessee Operating Leases

Not applicable.

B. Lessor Leases

Not applicable.

16. INFORMATION ABOUT FINANCIAL INSTRUMENTS WITH OFF-BALANCE SHEET RISK AND FINANCIAL INSTRUMENTS WITH CONCENTRATIONS OF CREDIT RISK

Not applicable.

NOTES TO FINANCIAL STATEMENTS

17. SALE, TRANSFER AND SERVICING OF FINANCIAL ASSETS AND EXTINGUISHMENTS OF LIABILITIES

A. Transfers of Receivables Reported as Sales

Not applicable.

B. Transfer and Servicing of Financial Assets

Not applicable.

C. Wash Sales

The Company had no wash sale transactions in the periods presented that require disclosure.

18. GAIN OR LOSS TO THE REPORTING ENTITY FROM UNINSURED PLANS AND THE UNINSURED PORTION OF PARTIALLY INSURED PLANS

A. ASO Plans

Not applicable.

B. ASC Plans

Not applicable.

C. Medicare or Similarly Structured Cost Based Reimbursement Contract

Not applicable.

19. DIRECT PREMIUM WRITTEN/PRODUCED BY MANAGING GENERAL AGENTS/THIRD PARTY ADMINISTRATORS

No significant changes to disclose since the most recently filed annual statement.

20. FAIR VALUE MEASUREMENTS

A. Inputs Used For Assets Measured At Fair Value

(1) Fair Value Measurements by Levels 1, 2 and 3

None.

(2) Rollforward of Level 3

None.

(3) Policy on Transfers In and Out of Level 3

None.

(4) Inputs and Techniques Used for Level 2 and Level 3 Fair Values

None.

(5) Derivative fair values

None.

B. Other Fair Value Disclosures

None.

C. Fair Values for All Financial Instruments by Levels 1, 2 and 3

The table below reflects the fair values and admitted values of all admitted assets and liabilities that are financial instruments excluding those accounted for under the equity method (subsidiaries, joint ventures and ventures). The fair values are also categorized into the three-level fair value hierarchy as described above in Note 20A:

NOTES TO FINANCIAL STATEMENTS

(1)	(2)	(3)	(4)	(5)	(6)	(7)	(8)
Type of Financial Instrument	Aggregate Fair Value	Admitted Assets	Level 1	Level 2	Level 3	Net Asset Value (NAV)	Not Practicable (Carrying Value)
a. Assets at Fair Value							
Bonds	\$ 260,430,497	\$ 273,641,710	\$ -	\$ 245,502,221	\$ 14,928,276	\$ -	\$ -
Preferred Stock	-	-	-	-	-	-	-
Common Stock	-	-	-	-	-	-	-
Real Estate	-	-	-	-	-	-	-
Cash, Cash Equivalents and Short-Term	5,938,138	5,938,138	5,938,138	-	-	-	-
Receivable for Securities	-	-	-	-	-	-	-
Derivative Instruments	-	-	-	-	-	-	-
Securities Lending	-	-	-	-	-	-	-
Mortgage Loans - Unaffiliated	-	-	-	-	-	-	-
Mortgage Loan Joint Venture Interest-Unaffiliated	-	-	-	-	-	-	-
Joint Venture Loans and Interest	-	-	-	-	-	-	-
Surplus Debentures, etc - Affiliated	-	-	-	-	-	-	-
Other Class Unaffiliated	-	-	-	-	-	-	-
Fixed or Variable Rate - Bonds - Unaffiliated	-	-	-	-	-	-	-
Total Assets at Fair Value	\$ 266,368,636	\$ 279,579,848	\$ 5,938,138	\$ 245,502,221	\$ 14,928,276	\$ -	\$ -
b. Liabilities at Fair Value							
Payable for securities	-	-	-	-	-	-	-
Total Liabilities at Fair Value	\$ -	\$ -	\$ -	\$ -	\$ -	\$ -	\$ -

D. Not Practicable to Estimate Fair Values

None.

E. Investments Measured at Net Asset Value (“NAV”)

None.

21. OTHER ITEMS

A. Unusual or Infrequent Items

None.

B. Troubled Debt Restructuring: Debtors

Not applicable.

C. Other Disclosures

Litigation

No significant changes to disclose since the most recently filed annual statement.

D. Business Interruption Insurance Recoveries

Not applicable.

E. State Transferable and Non-transferable Tax Credits

Not applicable.

F. Subprime-Mortgage-Related Risk Exposure

(1) Generally, direct and indirect subprime exposures were identified based upon consideration of the following types of features: 1) Interest rate above prime to borrowers that did not qualify for prime rate loans. 2) Borrowers with low credit ratings (FICO scores). 3) Interest only or negative amortizing loans. 4) Unconventionally high initial loan-to-value ratios. 5) Unusually low initial payments based on a fixed introductory rate that expires after a short initial period and then adjusts to an unusually high rate based upon a variable index rate plus a margin. 6) Borrowers with less than conventional documentation of their income and/or net assets. 7) Very high or no limits on how much the payment amount or the interest rate may increase or reset periods. 8) Include substantial prepayment penalties and or prepayment penalties that extend beyond the initial interest rate adjustment.

(2) The Company does not have direct exposure through investments in subprime mortgage loans.

NOTES TO FINANCIAL STATEMENTS

(3) The Company has the following direct exposure through other investments as of March 31, 2023:

	Actual Cost	Book Adjusted Carrying Value	Fair Value	Other-than- temporary impairment
a. Residential mortgage backed securities	\$ 5,981,719	\$ 5,997,431	\$ 5,898,550	-
b. Commercial mortgage backed securities	-	-	-	-
c. Collateralized debt obligations	-	-	-	-
d. Structured securities	-	-	-	-
e. Equity investments in SCAs	-	-	-	-
f. Other assets	-	-	-	-
g. Total	\$ 5,981,719	\$ 5,997,431	\$ 5,898,550	\$ -

(4) The Company does not have underwriting exposure to subprime mortgage risk through Mortgage Guaranty or Financial Guaranty insurance coverage.

G. Insurance-Linked Securities (ILS) Contracts

Not applicable.

H. The Amount That Could Be Realized on Life Insurance Where the Reporting Entity is Owner and Beneficiary or Has Otherwise Obtained Rights to Control the Policy

Not applicable.

22. EVENTS SUBSEQUENT

Subsequent events have been considered through May 10, 2023, for these statutory financial statements, which were issued on May 15, 2023. There were no material events occurring subsequent to the end of the quarter that required recognition or disclosure in the financial statements.

23. REINSURANCE

A. Unsecured Reinsurance Recoverables

No significant changes to disclose since the most recently filed annual statement.

B. Reinsurance Recoverable in Dispute

Not applicable.

C. Reinsurance Assumed and Ceded

(1) No significant changes to disclose since the most recently filed annual statement.

(2) Not applicable.

(3) Not applicable.

D. Uncollectible Reinsurance

Not applicable.

E. Commutation of Ceded Reinsurance

Not applicable.

F. Retroactive Reinsurance

Not applicable.

NOTES TO FINANCIAL STATEMENTS

G. Reinsurance Accounted for as a Deposit

Not applicable.

H. Disclosures for the Transfer of Property and Casualty Run-off Agreements

Not applicable.

I. Certified Reinsurer Rating Downgraded or Status Subject to Revocation

Not applicable.

J. Reinsurance Agreements Qualifying for Reinsurer Aggregation

Not applicable.

K. Reinsurance Credit

Not applicable.

24. RETROSPECTIVELY RATED CONTRACTS AND CONTRACTS SUBJECT TO REDETERMINATION

(A-E) Not applicable.

(F) Not applicable.

25. CHANGE IN INCURRED LOSSES AND LOSS ADJUSTMENT EXPENSES

A. Not applicable.

B. The Company made no significant changes in methodology or assumptions used in calculating liabilities for unpaid losses and loss adjustment expenses in 2023.

26. INTERCOMPANY POOLING ARRANGEMENTS

Not applicable.

27. STRUCTURED SETTLEMENTS

No significant changes to disclose since the most recently filed annual statement.

28. HEALTH CARE RECEIVABLES

Not applicable.

29. PARTICIPATING POLICIES

Not applicable.

30. PREMIUM DEFICIENCY RESERVES

No significant changes to disclose since the most recently filed annual statement.

31. HIGH DEDUCTIBLES

Not applicable.

32. DISCOUNTING OF LIABILITIES FOR UNPAID LOSSES OR UNPAID LOSS ADJUSTMENT EXPENSES

Not applicable.

33. ASBESTOS/ENVIRONMENTAL RESERVES

No significant changes to disclose since the most recently filed annual statement.

NOTES TO FINANCIAL STATEMENTS

34. SUBSCRIBER SAVINGS ACCOUNTS

Not applicable.

35. MULTIPLE PERIL CROP INSURANCE

Not applicable.

36. FINANCIAL GUARANTY INSURANCE

Not applicable.

GENERAL INTERROGATORIES

PART 1 - COMMON INTERROGATORIES

GENERAL

- 1.1 Did the reporting entity experience any material transactions requiring the filing of Disclosure of Material Transactions with the State of Domicile, as required by the Model Act? Yes [] No [X]
- 1.2 If yes, has the report been filed with the domiciliary state? Yes [] No []
- 2.1 Has any change been made during the year of this statement in the charter, by-laws, articles of incorporation, or deed of settlement of the reporting entity? Yes [] No [X]
- 2.2 If yes, date of change:
- 3.1 Is the reporting entity a member of an Insurance Holding Company System consisting of two or more affiliated persons, one or more of which is an insurer? Yes [X] No []
If yes, complete Schedule Y, Parts 1 and 1A.
- 3.2 Have there been any substantial changes in the organizational chart since the prior quarter end? Yes [] No [X]
- 3.3 If the response to 3.2 is yes, provide a brief description of those changes.
.....
- 3.4 Is the reporting entity publicly traded or a member of a publicly traded group? Yes [] No [X]
- 3.5 If the response to 3.4 is yes, provide the CIK (Central Index Key) code issued by the SEC for the entity/group.
- 4.1 Has the reporting entity been a party to a merger or consolidation during the period covered by this statement? Yes [] No [X]
- 4.2 If yes, provide the name of the entity, NAIC Company Code, and state of domicile (use two letter state abbreviation) for any entity that has ceased to exist as a result of the merger or consolidation.

1	2	3
Name of Entity	NAIC Company Code	State of Domicile

5. If the reporting entity is subject to a management agreement, including third-party administrator(s), managing general agent(s), attorney-in-fact, or similar agreement, have there been any significant changes regarding the terms of the agreement or principals involved? Yes [] No [X] N/A []
If yes, attach an explanation.
.....
- 6.1 State as of what date the latest financial examination of the reporting entity was made or is being made. 12/31/2021
- 6.2 State the as of date that the latest financial examination report became available from either the state of domicile or the reporting entity. This date should be the date of the examined balance sheet and not the date the report was completed or released. 12/31/2016
- 6.3 State as of what date the latest financial examination report became available to other states or the public from either the state of domicile or the reporting entity. This is the release date or completion date of the examination report and not the date of the examination (balance sheet date). 01/11/2018
- 6.4 By what department or departments?
Rhode Island Insurance Division/ Department of Business Regulation
- 6.5 Have all financial statement adjustments within the latest financial examination report been accounted for in a subsequent financial statement filed with Departments? Yes [] No [] N/A [X]
- 6.6 Have all of the recommendations within the latest financial examination report been complied with? Yes [] No [] N/A [X]
- 7.1 Has this reporting entity had any Certificates of Authority, licenses or registrations (including corporate registration, if applicable) suspended or revoked by any governmental entity during the reporting period? Yes [] No [X]
- 7.2 If yes, give full information:
.....
- 8.1 Is the company a subsidiary of a bank holding company regulated by the Federal Reserve Board? Yes [] No [X]
- 8.2 If response to 8.1 is yes, please identify the name of the bank holding company.
.....
- 8.3 Is the company affiliated with one or more banks, thrifts or securities firms? Yes [X] No []
- 8.4 If response to 8.3 is yes, please provide below the names and location (city and state of the main office) of any affiliates regulated by a federal regulatory services agency [i.e. the Federal Reserve Board (FRB), the Office of the Comptroller of the Currency (OCC), the Federal Deposit Insurance Corporation (FDIC) and the Securities Exchange Commission (SEC)] and identify the affiliate's primary federal regulator.

1	2	3	4	5	6
Affiliate Name	Location (City, State)	FRB	OCC	FDIC	SEC
BFP Securities, LLC	St Louis, Missouri	YES.....
Farmers Financial Solutions, LLC	Westlake Village, California	YES.....

STATEMENT AS OF MARCH 31, 2023 OF THE FARMERS GROUP PROPERTY AND CASUALTY INSURANCE COMPANY

GENERAL INTERROGATORIES

- 9.1 Are the senior officers (principal executive officer, principal financial officer, principal accounting officer or controller, or persons performing similar functions) of the reporting entity subject to a code of ethics, which includes the following standards? Yes [X] No []
- (a) Honest and ethical conduct, including the ethical handling of actual or apparent conflicts of interest between personal and professional relationships;
- (b) Full, fair, accurate, timely and understandable disclosure in the periodic reports required to be filed by the reporting entity;
- (c) Compliance with applicable governmental laws, rules and regulations;
- (d) The prompt internal reporting of violations to an appropriate person or persons identified in the code; and
- (e) Accountability for adherence to the code.
- 9.11 If the response to 9.1 is No, please explain:
- 9.2 Has the code of ethics for senior managers been amended? Yes [] No [X]
- 9.21 If the response to 9.2 is Yes, provide information related to amendment(s).
- 9.3 Have any provisions of the code of ethics been waived for any of the specified officers? Yes [] No [X]
- 9.31 If the response to 9.3 is Yes, provide the nature of any waiver(s).

FINANCIAL

- 10.1 Does the reporting entity report any amounts due from parent, subsidiaries or affiliates on Page 2 of this statement? Yes [] No [X]
- 10.2 If yes, indicate any amounts receivable from parent included in the Page 2 amount: \$

INVESTMENT

- 11.1 Were any of the stocks, bonds, or other assets of the reporting entity loaned, placed under option agreement, or otherwise made available for use by another person? (Exclude securities under securities lending agreements.) Yes [] No [X]
- 11.2 If yes, give full and complete information relating thereto:
12. Amount of real estate and mortgages held in other invested assets in Schedule BA: \$
13. Amount of real estate and mortgages held in short-term investments: \$
- 14.1 Does the reporting entity have any investments in parent, subsidiaries and affiliates? Yes [] No [X]
- 14.2 If yes, please complete the following:

	1	2
	Prior Year-End Book/Adjusted Carrying Value	Current Quarter Book/Adjusted Carrying Value
14.21 Bonds	\$	\$
14.22 Preferred Stock	\$	\$
14.23 Common Stock	\$	\$
14.24 Short-Term Investments	\$	\$
14.25 Mortgage Loans on Real Estate	\$	\$
14.26 All Other	\$	\$
14.27 Total Investment in Parent, Subsidiaries and Affiliates (Subtotal Lines 14.21 to 14.26)	\$	\$
14.28 Total Investment in Parent included in Lines 14.21 to 14.26 above	\$	\$

- 15.1 Has the reporting entity entered into any hedging transactions reported on Schedule DB? Yes [] No [X]
- 15.2 If yes, has a comprehensive description of the hedging program been made available to the domiciliary state? Yes [] No [] N/A [X]
If no, attach a description with this statement.
16. For the reporting entity's security lending program, state the amount of the following as of the current statement date:
- 16.1 Total fair value of reinvested collateral assets reported on Schedule DL, Parts 1 and 2. \$
- 16.2 Total book/adjusted carrying value of reinvested collateral assets reported on Schedule DL, Parts 1 and 2 \$
- 16.3 Total payable for securities lending reported on the liability page. \$

STATEMENT AS OF MARCH 31, 2023 OF THE FARMERS GROUP PROPERTY AND CASUALTY INSURANCE COMPANY

GENERAL INTERROGATORIES

17. Excluding items in Schedule E - Part 3 - Special Deposits, real estate, mortgage loans and investments held physically in the reporting entity's offices, vaults or safety deposit boxes, were all stocks, bonds and other securities, owned throughout the current year held pursuant to a custodial agreement with a qualified bank or trust company in accordance with Section 1, III - General Examination Considerations, F. Outsourcing of Critical Functions, Custodial or Safekeeping Agreements of the NAIC Financial Condition Examiners Handbook? Yes [X] No []
- 17.1 For all agreements that comply with the requirements of the NAIC Financial Condition Examiners Handbook, complete the following:

1 Name of Custodian(s)	2 Custodian Address
JP Morgan Chase Bank N.A.	4 MetroTech Center, 6th Floor, Mail Code NY1-C543, Brooklyn, NY 11245

- 17.2 For all agreements that do not comply with the requirements of the NAIC Financial Condition Examiners Handbook, provide the name, location and a complete explanation:

1 Name(s)	2 Location(s)	3 Complete Explanation(s)

- 17.3 Have there been any changes, including name changes, in the custodian(s) identified in 17.1 during the current quarter? Yes [] No [X]
- 17.4 If yes, give full information relating thereto:

1 Old Custodian	2 New Custodian	3 Date of Change	4 Reason

- 17.5 Investment management – Identify all investment advisors, investment managers, broker/dealers, including individuals that have the authority to make investment decisions on behalf of the reporting entity. For assets that are managed internally by employees of the reporting entity, note as such. ["...that have access to the investment accounts"; "...handle securities"]

1 Name of Firm or Individual	2 Affiliation
MetLife Investment Management, LLC	U.....
Farmers Insurance Exchange	A.....

- 17.5097 For those firms/individuals listed in the table for Question 17.5, do any firms/individuals unaffiliated with the reporting entity (i.e. designated with a "U") manage more than 10% of the reporting entity's invested assets?..... Yes [X] No []

- 17.5098 For firms/individuals unaffiliated with the reporting entity (i.e. designated with a "U") listed in the table for Question 17.5, does the total assets under management aggregate to more than 50% of the reporting entity's invested assets?..... Yes [X] No []

- 17.6 For those firms or individuals listed in the table for 17.5 with an affiliation code of "A" (affiliated) or "U" (unaffiliated), provide the information for the table below.

1 Central Registration Depository Number	2 Name of Firm or Individual	3 Legal Entity Identifier (LEI)	4 Registered With	5 Investment Management Agreement (IMA) Filed
142463	MetLife Investment Management, LLC	EAU072Q8FCR1S0XGYJ21	U.S. Securities and Exchange Commission	NO.....
.....	Farmers Insurance Exchange

- 18.1 Have all the filing requirements of the Purposes and Procedures Manual of the NAIC Investment Analysis Office been followed? Yes [X] No []
- 18.2 If no, list exceptions:

19. By self-designating 5GI securities, the reporting entity is certifying the following elements for each self-designated 5GI security:
- a. Documentation necessary to permit a full credit analysis of the security does not exist or an NAIC CRP credit rating for an FE or PL security is not available.
 - b. Issuer or obligor is current on all contracted interest and principal payments.
 - c. The insurer has an actual expectation of ultimate payment of all contracted interest and principal.
- Has the reporting entity self-designated 5GI securities? Yes [] No [X]

20. By self-designating PLGI securities, the reporting entity is certifying the following elements of each self-designated PLGI security:
- a. The security was purchased prior to January 1, 2018.
 - b. The reporting entity is holding capital commensurate with the NAIC Designation reported for the security.
 - c. The NAIC Designation was derived from the credit rating assigned by an NAIC CRP in its legal capacity as a NRSRO which is shown on a current private letter rating held by the insurer and available for examination by state insurance regulators.
 - d. The reporting entity is not permitted to share this credit rating of the PL security with the SVO.
- Has the reporting entity self-designated PLGI securities? Yes [] No [X]

21. By assigning FE to a Schedule BA non-registered private fund, the reporting entity is certifying the following elements of each self-designated FE fund:
- a. The shares were purchased prior to January 1, 2019.
 - b. The reporting entity is holding capital commensurate with the NAIC Designation reported for the security.
 - c. The security had a public credit rating(s) with annual surveillance assigned by an NAIC CRP in its legal capacity as an NRSRO prior to January 1, 2019.
 - d. The fund only or predominantly holds bonds in its portfolio.
 - e. The current reported NAIC Designation was derived from the public credit rating(s) with annual surveillance assigned by an NAIC CRP in its legal capacity as an NRSRO.
 - f. The public credit rating(s) with annual surveillance assigned by an NAIC CRP has not lapsed.
- Has the reporting entity assigned FE to Schedule BA non-registered private funds that complied with the above criteria? Yes [] No [X]

GENERAL INTERROGATORIES

PART 2 - PROPERTY & CASUALTY INTERROGATORIES

1. If the reporting entity is a member of a pooling arrangement, did the agreement or the reporting entity's participation change? Yes [] No [] N/A [X]
 If yes, attach an explanation.

2. Has the reporting entity reinsured any risk with any other reporting entity and agreed to release such entity from liability, in whole or in part, from any loss that may occur on the risk, or portion thereof, reinsured? Yes [] No [X]
 If yes, attach an explanation.

3.1 Have any of the reporting entity's primary reinsurance contracts been canceled? Yes [] No [X]

3.2 If yes, give full and complete information thereto.

4.1 Are any of the liabilities for unpaid losses and loss adjustment expenses other than certain workers' compensation tabular reserves (see Annual Statement Instructions pertaining to disclosure of discounting for definition of "tabular reserves") discounted at a rate of interest greater than zero? Yes [] No [X]

4.2 If yes, complete the following schedule:

			TOTAL DISCOUNT				DISCOUNT TAKEN DURING PERIOD			
1	2	3	4	5	6	7	8	9	10	11
Line of Business	Maximum Interest	Discount Rate	Unpaid Losses	Unpaid LAE	IBNR	TOTAL	Unpaid Losses	Unpaid LAE	IBNR	TOTAL
TOTAL										

5. Operating Percentages:

5.1 A&H loss percent %

5.2 A&H cost containment percent %

5.3 A&H expense percent excluding cost containment expenses %

6.1 Do you act as a custodian for health savings accounts? Yes [] No [X]

6.2 If yes, please provide the amount of custodial funds held as of the reporting date \$.....

6.3 Do you act as an administrator for health savings accounts? Yes [] No [X]

6.4 If yes, please provide the balance of the funds administered as of the reporting date \$.....

7. Is the reporting entity licensed or chartered, registered, qualified, eligible or writing business in at least two states? Yes [X] No []

7.1 If no, does the reporting entity assume reinsurance business that covers risks residing in at least one state other than the state of domicile of the reporting entity? Yes [] No []

SCHEDULE F - CEDED REINSURANCE

Showing All New Reinsurers - Current Year to Date

1 NAIC Company Code	2 ID Number	3 Name of Reinsurer	4 Domiciliary Jurisdiction	5 Type of Reinsurer	6 Certified Reinsurer Rating (1 through 6)	7 Effective Date of Certified Reinsurer Rating
NONE						

STATEMENT AS OF MARCH 31, 2023 OF THE FARMERS GROUP PROPERTY AND CASUALTY INSURANCE COMPANY

SCHEDULE T - EXHIBIT OF PREMIUMS WRITTEN

Current Year to Date - Allocated by States and Territories

States, etc.	1 Active Status (a)	Direct Premiums Written		Direct Losses Paid (Deducting Salvage)		Direct Losses Unpaid		
		2 Current Year To Date	3 Prior Year To Date	4 Current Year To Date	5 Prior Year To Date	6 Current Year To Date	7 Prior Year To Date	
1. Alabama	AL	L	2,918,565	3,078,612	2,448,258	1,565,202	3,974,746	5,655,873
2. Alaska	AK	L	62,987	56,663	72,269	42,144	47,066	89,990
3. Arizona	AZ	L	5,625,201	5,206,198	4,140,328	4,297,360	13,235,910	9,983,713
4. Arkansas	AR	L	829,415	915,266	544,596	787,703	1,385,973	1,176,248
5. California	CA	L						
6. Colorado	CO	N						
7. Connecticut	CT	L	13,261,311	13,858,712	11,671,696	10,030,132	37,486,466	35,137,969
8. Delaware	DE	L	1,465,668	1,444,309	1,219,541	1,252,128	4,298,758	3,213,958
9. District of Columbia	DC	L	54,959	13,150	4,327	9,878	12,837	25,293
10. Florida	FL	L	(20)				29	68
11. Georgia	GA	L	7,407,852	6,980,164	5,750,309	4,944,162	11,348,685	12,507,675
12. Hawaii	HI	N						
13. Idaho	ID	L	1,148,806	1,163,163	539,847	573,353	1,535,241	1,279,814
14. Illinois	IL	L	8,720,539	8,354,758	5,039,201	5,696,306	11,621,352	12,495,274
15. Indiana	IN	L	3,492,164	3,686,164	2,639,819	2,524,709	4,548,196	4,662,687
16. Iowa	IA	L	841,855	882,020	504,901	585,310	1,301,483	1,319,850
17. Kansas	KS	L	1,578,087	1,575,861	856,931	517,036	1,384,572	1,513,180
18. Kentucky	KY	N						
19. Louisiana	LA	L	1,419,745	1,487,393	1,149,655	1,251,951	4,055,978	4,637,404
20. Maine	ME	N						
21. Maryland	MD	L	4,551,323	4,328,901	2,923,637	3,420,903	7,603,591	6,677,466
22. Massachusetts	MA	L						
23. Michigan	MI	L	12,341,348	11,303,553	9,557,010	7,839,296	90,953,699	86,924,400
24. Minnesota	MN	N						
25. Mississippi	MS	L	2,438,214	1,158,056	1,359,002		1,350,410	19,563
26. Missouri	MO	L	2,853,993	2,720,735	1,682,336	1,467,722	6,921,872	4,475,186
27. Montana	MT	L	450,076	439,507	195,255	226,140	451,171	514,586
28. Nebraska	NE	L	458,161	421,292	241,793	477,655	1,767,265	1,276,296
29. Nevada	NV	L	3,715,891	3,822,739	2,596,172	2,816,230	10,139,941	9,844,875
30. New Hampshire	NH	L	4,478,716	4,045,653	2,915,043	2,946,953	6,142,631	5,556,611
31. New Jersey	NJ	L	7,255,448	7,246,074	5,399,126	5,310,495	23,312,560	19,329,083
32. New Mexico	NM	N						
33. New York	NY	L	25,530,490	22,700,134	18,661,717	16,392,245	59,310,132	51,379,785
34. North Carolina	NC	N						
35. North Dakota	ND	L	383,451	361,861	281,557	300,168	497,254	434,322
36. Ohio	OH	L	7,489,054	6,977,519	4,811,181	4,020,049	10,594,064	11,131,443
37. Oklahoma	OK	L	1,081,492	984,496	479,165	733,788	1,511,266	1,882,700
38. Oregon	OR	N						
39. Pennsylvania	PA	L	5,731,781	5,251,202	4,008,615	4,114,394	10,131,060	11,320,217
40. Rhode Island	RI	L	5,603,765	5,703,492	3,843,837	3,621,955	11,149,955	11,398,491
41. South Carolina	SC	L	(19)					
42. South Dakota	SD	L	415,433	407,539	269,957	184,893	1,029,936	394,208
43. Tennessee	TN	L	4,636,194	4,439,348	3,178,379	2,885,725	4,971,867	5,208,381
44. Texas	TX	L	350,438	404,968	149,020	199,066	357,064	505,663
45. Utah	UT	L	6,915,848	6,339,370	4,477,713	4,038,452	10,169,753	9,181,613
46. Vermont	VT	L	746,659	697,699	547,791	492,097	645,601	428,209
47. Virginia	VA	N						
48. Washington	WA	L	4,898,873	5,139,690	3,298,305	2,938,863	9,812,308	8,784,532
49. West Virginia	WV	L	23,408	20,034	11,177		42,510	(2,894)
50. Wisconsin	WI	L	2,100,150	1,968,599	1,248,012	1,349,726	3,702,965	3,706,111
51. Wyoming	WY	N						
52. American Samoa	AS	N						
53. Guam	GU	N						
54. Puerto Rico	PR	N						
55. U.S. Virgin Islands	VI	N						
56. Northern Mariana Islands	MP	N						
57. Canada	CAN	N						
58. Aggregate Other Alien	OT	XXX						
59. Totals	XXX		153,277,321	145,584,893	108,717,475	99,854,190	368,806,166	344,069,843
DETAILS OF WRITE-INS								
58001.	XXX							
58002.	XXX							
58003.	XXX							
58998. Summary of remaining write-ins for Line 58 from overflow page	XXX							
58999. Totals (Lines 58001 through 58003 plus 58998)(Line 58 above)	XXX							

(a) Active Status Counts:

- 1. L - Licensed or Chartered - Licensed insurance carrier or domiciled RRG..... 41
- 2. R - Registered - Non-domiciled RRGs..... 41
- 3. E - Eligible - Reporting entities eligible or approved to write surplus lines in the state (other than their state of domicile - see DSLI)..... 16
- 4. Q - Qualified - Qualified or accredited reinsurer..... 16
- 5. D - Domestic Surplus Lines Insurer (DSLII) - Reporting entities authorized to write surplus lines in the state of domicile..... 16
- 6. N - None of the above - Not allowed to write business in the state..... 16

Explanation of basis of allocation of premiums by States, etc. Premiums are assigned to the States in which the risk is located.

SCHEDULE Y - INFORMATION CONCERNING ACTIVITIES OF INSURER
MEMBERS OF FARMERS INSURANCE GROUP
PART 1 - ORGANIZATIONAL CHART

Company	FEIN	NAIC	Domiciled	Ownership	%
10433 Ella Blvd, LLC	83-0877980	N/A	DE	Mid-Century Insurance Company	100.00000
11930 Narcoossee Road, LLC	82-3606914	N/A	DE	Mid-Century Insurance Company	100.00000
12225 NE 60th Way, LLC	86-3957205	N/A	DE	Truck Insurance Exchange	100.00000
14001 Rosencrans Avenue, LLC	84-2794277	N/A	DE	Farmers Insurance Exchange	100.00000
145 Great Road, LLC	81-4674724	N/A	DE	Mid-Century Insurance Company	100.00000
17885 Von Karman, LLC	47-3820947	N/A	CA	Farmers Insurance Exchange	100.00000
201 Railroad Ave, LLC	82-2860816	N/A	DE	Farmers Insurance Exchange	100.00000
21st Century Advantage Insurance Company	22-3398993	25232	MN	21st Century North America Insurance Company	100.00000
21st Century Casualty Company	95-4136306	36404	CA	21st Century Insurance Group	100.00000
21st Century Centennial Insurance Company	23-2044095	34789	PA	Mid-Century Insurance Company	100.00000
21st Century Insurance and Financial Services, Inc.	51-0283170	N/A	DE	Mid-Century Insurance Company	100.00000
21st Century Insurance Company	95-2565072	12963	CA	21st Century Insurance Group	100.00000
21st Century Insurance Group	95-1935264	N/A	DE	Mid-Century Insurance Company	100.00000
21st Century North America Insurance Company	13-3333609	32220	NY	Mid-Century Insurance Company	100.00000
21st Century Pinnacle Insurance Company	13-3922232	10710	NJ	21st Century North America Insurance Company	100.00000
21st Century Premier Insurance Company	22-1721971	20796	PA	21st Century Centennial Insurance Company	100.00000
2475 Mill Center Parkway, LLC	92-1475501	N/A	DE	Farmers Insurance Exchange	100.00000
2501 East Valley Road, LLC	82-2666461	N/A	DE	Fire Insurance Exchange	100.00000
280 Riverside Parkway, LLC	92-1508649	N/A	DE	Farmers Insurance Exchange	100.00000
3049 East Washburn Road, LLC	88-4349711	N/A	DE	Farmers Insurance Exchange	100.00000
3195 East Washburn Road, LLC	92-1207495	N/A	DE	Farmers Insurance Exchange	100.00000
384 Santa Trinita Ave LLC	81-0741455	N/A	DE	Fire Insurance Exchange	100.00000
3900 Indian Avenue, LLC	81-2487862	N/A	DE	Farmers Insurance Exchange	100.00000
4345 Hamilton Mill Road, LLC	92-1554532	N/A	DE	Farmers Insurance Exchange	100.00000
460 Gibraltar Drive, LLC	81-4365602	N/A	DE	Truck Insurance Exchange	100.00000
475 Riverside Parkway, LLC	92-1590378	N/A	DE	Mid-Century Insurance Company	100.00000
5401 Wiles Road LLC	47-2591947	N/A	FL	Mid-Century Insurance Company	100.00000
600 Riverside Parkway, LLC	81-1746692	N/A	DE	Farmers Insurance Exchange	100.00000
6671-6675 North Macarthur Blvd, LLC	82-4386531	N/A	DE	Mid-Century Insurance Company	100.00000
American Federation Insurance Company	86-0812982	10245	TX	21st Century Insurance Group	100.00000
American Pacific Insurance Company, Inc.	13-3953213	10805	HI	Farmers Insurance Hawaii, Inc.	100.00000
Bristol West Casualty Insurance Company	34-1893500	11034	OH	Coast National Insurance Company	100.00000
Bristol West Holdings, Inc.	13-3994449	N/A	DE	Farmers Insurance Exchange	42.00000
Bristol West Holdings, Inc.	13-3994449	N/A	DE	Fire Insurance Exchange	3.75000
Bristol West Holdings, Inc.	13-3994449	N/A	DE	Truck Insurance Exchange	6.75000
Bristol West Holdings, Inc.	13-3994449	N/A	DE	Mid-Century Insurance Company	47.50000
Bristol West Insurance Company	38-1865162	19658	OH	Coast National Insurance Company	100.00000
Bristol West Insurance Services of California, Inc.	65-0880876	N/A	CA	Bristol West Holdings, Inc.	100.00000
Bristol West Insurance Services, Inc. of Florida	65-0616769	N/A	FL	Bristol West Holdings, Inc.	100.00000
Bristol West Preferred Insurance Company	86-1174452	12774	MI	Bristol West Holdings, Inc.	100.00000
BWIS of Nevada, Inc.	65-0919338	N/A	NV	Bristol West Holdings, Inc.	100.00000
Civic Property and Casualty Company	95-4528269	10315	CA	Fire Insurance Exchange	80.00000
Civic Property and Casualty Company	95-4528269	10315	CA	Truck Insurance Exchange	20.00000
Coast National General Agency, Inc.	76-0543593	N/A	TX	Bristol West Holdings, Inc.	100.00000
Coast National Holding Company	33-0246699	N/A	CA	Bristol West Holdings, Inc.	100.00000
Coast National Insurance Company	33-0246701	25089	CA	Coast National Holding Company	100.00000
Economy Fire & Casualty Company	36-1022580	22926	IL	Farmers Property and Casualty Insurance Company	100.00000
Economy Preferred Insurance Company	36-3027848	38067	IL	Economy Fire & Casualty Company	100.00000
Economy Premier Assurance Company	36-3105737	40649	IL	Economy Fire & Casualty Company	100.00000
Exact Property and Casualty Company	95-4528266	10318	CA	Fire Insurance Exchange	80.00000
Exact Property and Casualty Company	95-4528266	10318	CA	Truck Insurance Exchange	20.00000
Farmers Casualty Insurance Company	05-0393243	40169	RI	Farmers Property and Casualty Insurance Company	100.00000
Farmers Direct Property and Casualty Insurance Company	23-1903575	25321	RI	Farmers Property and Casualty Insurance Company	100.00000
Farmers Financial Solutions, LLC	77-0530616	N/A	NV	FFS Holding, LLC	100.00000
Farmers General Insurance Agency, Inc.	95-3003951	N/A	RI	Farmers Property and Casualty Insurance Company	100.00000
Farmers Group Property and Casualty Insurance Company	13-2915260	34339	RI	Farmers Property and Casualty Insurance Company	100.00000
Farmers Insurance Company of Arizona	95-2626387	21598	AZ	Farmers Insurance Exchange	70.00000
Farmers Insurance Company of Arizona	95-2626387	21598	AZ	Truck Insurance Exchange	20.00000
Farmers Insurance Company of Arizona	95-2626387	21598	AZ	Fire Insurance Exchange	10.00000
Farmers Insurance Company of Idaho	95-2626385	21601	ID	Farmers Insurance Exchange	80.00000
Farmers Insurance Company of Idaho	95-2626385	21601	ID	Fire Insurance Exchange	6.70000
Farmers Insurance Company of Idaho	95-2626385	21601	ID	Truck Insurance Exchange	13.30000
Farmers Insurance Company of Oregon	95-2655893	21636	OR	Farmers Insurance Exchange	80.00000
Farmers Insurance Company of Oregon	95-2655893	21636	OR	Truck Insurance Exchange	20.00000
Farmers Insurance Company of Washington	95-2655894	21644	WA	Fire Insurance Exchange	80.00000
Farmers Insurance Company of Washington	95-2655894	21644	WA	Truck Insurance Exchange	20.00000
Farmers Insurance Company, Inc.	48-0609012	21628	KS	Farmers Insurance Exchange	90.00000
Farmers Insurance Company, Inc.	48-0609012	21628	KS	Fire Insurance Exchange	10.00000
Farmers Insurance Exchange	95-2575893	21652	CA	Interinsurance Exchange (See Note 1)	
Farmers Insurance Hawaii, Inc.	22-2640040	28487	HI	Mid-Century Insurance Company	100.00000
Farmers Insurance of Columbus, Inc.	31-0956373	36889	OH	Farmers Insurance Exchange	100.00000
Farmers Lloyds, Inc.	05-0476998	N/A	TX	Farmers Property and Casualty Insurance Company	100.00000
Farmers Lloyds Insurance Company of Texas	75-2483187	13938	TX	Farmers Lloyds, Inc. (see Note 10)	
Farmers New Century Insurance Company	36-4165395	10806	IL	Illinois Farmers Insurance Company	100.00000
Farmers Property and Casualty Insurance Company	13-2725441	26298	RI	Farmers Insurance Exchange	80.00000
Farmers Property and Casualty Insurance Company	13-2725441	26298	RI	Truck Insurance Exchange	10.00000
Farmers Property and Casualty Insurance Company	13-2725441	26298	RI	Fire Insurance Exchange	10.00000
Farmers Services Insurance Agency	95-6048990	N/A	CA	Truck Insurance Exchange	100.00000
Farmers Specialty Insurance Company	59-2326047	43699	MI	Foremost Insurance Company Grand Rapids, Michigan	100.00000
Farmers Texas County Mutual Insurance Company	74-1067657	24392	TX	County Mutual Company (See Note 2)	
FCOA, LLC	27-0342907	N/A	DE	Foremost Insurance Company Grand Rapids, Michigan	100.00000
FFS Holding, LLC	77-0530617	N/A	NV	Mid-Century Insurance Company	100.00000
Fire Insurance Exchange	95-6235715	21660	CA	Interinsurance Exchange (See Note 3)	
Foremost County Mutual Insurance Company	38-1721730	29254	TX	County Mutual Company (See Note 4)	
Foremost Express Insurance Agency, Inc.	38-2505922	N/A	MI	FCOA, LLC	100.00000
Foremost Insurance Company Grand Rapids, Michigan	38-1407533	11185	MI	Farmers Insurance Exchange	80.00000
Foremost Insurance Company Grand Rapids, Michigan	38-1407533	11185	MI	Fire Insurance Exchange	10.00000
Foremost Insurance Company Grand Rapids, Michigan	38-1407533	11185	MI	Truck Insurance Exchange	10.00000
Foremost Lloyds of Texas	75-1779175	41688	TX	Lloyds Company (See Note 5)	
Foremost Property and Casualty Insurance Company	35-1604635	11800	MI	Foremost Insurance Company Grand Rapids, Michigan	100.00000
Foremost Signature Insurance Company	38-2430150	41513	MI	Foremost Insurance Company Grand Rapids, Michigan	100.00000
GP, LLC	65-1142050	N/A	DE	Bristol West Holdings, Inc.	100.00000
Hawaii Insurance Consultants, Ltd.	99-0083322	N/A	HI	Mid-Century Insurance Company	100.00000
Illinois Farmers Insurance Company	36-2661515	21679	IL	Farmers Insurance Exchange	100.00000
Insurance Data Systems, G.P.	65-0881673	N/A	FL	Bristol West Holdings, Inc.	99.90000

**SCHEDULE Y - INFORMATION CONCERNING ACTIVITIES OF INSURER
MEMBERS OF FARMERS INSURANCE GROUP
PART 1 - ORGANIZATIONAL CHART**

Company	FEIN	NAIC	Domiciled	Ownership	%
Insurance Data Systems, G.P.	65-0881673	N/A	FL	GP, LLC	0.10000
Kraft Lake Insurance Agency, Inc.	38-2336672	N/A	MI	FCOA, LLC	100.00000
MC Maple Tree, LLC	85-2377860	N/A	DE	Mid-Century Insurance Company	100.00000
Mid-Century Insurance Company	95-6016640	21687	CA	Farmers Insurance Exchange	80.00000
Mid-Century Insurance Company	95-6016640	21687	CA	Fire Insurance Exchange	10.00000
Mid-Century Insurance Company	95-6016640	21687	CA	Truck Insurance Exchange	10.00000
Mid-Century Insurance Company of Texas	74-2448744	28673	TX	Farmers Insurance Exchange	100.00000
Neighborhood Spirit Property and Casualty Company	95-4528264	10317	CA	Fire Insurance Exchange	80.00000
Neighborhood Spirit Property and Casualty Company	95-4528264	10317	CA	Truck Insurance Exchange	20.00000
Security National Insurance Company	65-0109120	33120	FL	Bristol West Holdings, Inc.	100.00000
Texas Farmers Insurance Company	94-1663548	21695	TX	Farmers Insurance Exchange	86.28000
Texas Farmers Insurance Company	94-1663548	21695	TX	Mid Century Insurance Company	13.72000
Toggle Insurance Company	13-3551577	44245	DE	Mid-Century Insurance Company	100.00000
Toggle Services, LLC	83-3256280	N/A	DE	Toggle Insurance Company	100.00000
Truck Insurance Exchange	95-2575892	21709	CA	Interinsurance Exchange (See Note 6)	
Western Star Insurance Services, Inc.	74-1593853	N/A	TX	FCOA, LLC	100.00000

The following are Zurich Insurance Group entities within NAIC Group Code "0212" and are not included in Farmers Insurance Group within NAIC Group Code "0069"

**SCHEDULE Y - INFORMATION CONCERNING ACTIVITIES OF INSURER
MEMBERS OF ZURICH INSURANCE GROUP
PART 1 - ORGANIZATIONAL CHART**

Company	FEIN	NAIC	Domiciled	Ownership	%
3PZ Holdings, LLC	88-2246655	N/A	DE	ZSF/Dallas Tower LLC	63.77000
Access Franchise Management Limited		N/A	GBR	Zurich Assurance Ltd	100.00000
ACN 000 141 051 Ltd.		N/A	AUS	Zurich Financial Services Australia Limited	100.00000
Afterland Limited		N/A	GBR	Zurich Assurance Ltd	100.00000
AG Haus der Wirtschaft		N/A	CHE	Zurich Versicherungs-Gesellschaft AG	8.16327
Allied Dunbar Assurance plc		N/A	GBR	Zurich Financial Services (UKISA) Nominees Limited	100.00000
Allied Dunbar Financial Services Limited		N/A	GBR	Allied Dunbar Assurance plc	100.00000
Allied Dunbar Provident plc		N/A	GBR	Allied Dunbar Assurance plc	100.00000
Allied Zurich Holdings Limited		N/A	JEY	Zurich Versicherungs-Gesellschaft AG	100.00000
Allied Zurich Limited		N/A	GBR	Zurich Insurance Group Ltd.	100.00000
American Guarantee and Liability Insurance Company	36-6071400	26247	NY	Zurich American Insurance Company	100.00000
American Zurich Insurance Company	36-3141762	40142	IL	Steadfast Insurance Company	100.00000
Applyhere Pty Ltd		N/A	AUS	Davidson Trahaire Holding Pty Ltd	100.00000
Ashdale Land and Property Company Limited		N/A	GBR	Zurich Insurance plc	100.00000
Asistbras S/A Assistência ao Viajante		N/A	BRA	Travel Ace Internacional de Servicios S.A.	65.00000
Assistance Online (China) Co Ltd		N/A	CHN	Assistancee Online Pte. Ltd	100.00000
Assistancee Online HK Ltd		N/A	HKG	Assistancee Online HK Ltd	0.00000
Assistancee Online HK Ltd		N/A	HKG	Assistancee Online Pte. Ltd	100.00000
Assistancee Online Pte. Ltd		N/A	SGP	Customer Care Assistance Pty Ltd	100.00000
ASTIS Holdings Limited		N/A	AUS	Cover-More Finance Pty Limited	100.00000
Aust Office 1, LLC	36-4851720	N/A	DE	Zurich American Insurance Company	100.00000
autoSense AG		N/A	CHE	Zürich Versicherungs-Gesellschaft AG	33.33000
Ballykilliane Holdings Limited		N/A	IRL	Zurich Insurance plc	100.00000
Bansabadell Pensiones, E.G.F.P, S.A.		N/A	ESP	Zurich Vida, Compañía de Seguros y Reaseguros, S.A. - Socied	50.00000
Bansabadell Seguros Generales, S.A. de Seguros y Reaseguros		N/A	ESP	Zurich Versicherungs-Gesellschaft AG	50.00000
Bansabadell Servicios Auxiliares De Seguros, S.L.		N/A	ESP	Bansabadell Seguros Generales, S.A. de Seguros y Reaseguros	100.00000
Bansabadell Vida S.A. de Seguros y Reaseguros		N/A	ESP	Zurich Vida, Compañía de Seguros y Reaseguros, S.A. - Socied	50.00000
Benefit Finance Partners, L.L.C.		N/A	DE	Zurich Benefit Finance LLC	50.00000
BFP Securities LLC	13-4097988	N/A	DE	Benefit Finance Partners, L.L.C.	100.00000
Bloomington Office LP		N/A	DE	Zurich Structured Finance, Inc.	99.00000
Bloomington Office MGP Manager, Inc		N/A	DE	Zurich Structured Finance, Inc.	100.00000
Bloomington Office MGP, LLC		N/A	DE	Zurich Structured Finance, Inc.	1.00000
Bloomington Office MGP, LLC		N/A	DE	Bloomington Office MGP Manager, Inc	99.00000
Blue Insurance Australia Pty Ltd		N/A	AUS	Blue Insurance Limited	100.00000
Blue Insurance Limited		N/A	IRL	Cover-More Australia Pty Ltd	97.61000
Blue Marble Capital L.P.		N/A	BMU	Blue Marble Micro Limited	100.00000
Blue Marble Micro Limited		N/A	GBR	Zürich Versicherungs-Gesellschaft AG	100.00000
Blue Marble Microinsurance, Inc.		N/A	DE	Blue Marble Micro Limited	100.00000
Bonus Pensionskassen Aktiengesellschaft		N/A	AUT	Zurich Versicherungs-Aktiengesellschaft	87.50000
BONUS Vorsorgekasse AG		N/A	AUT	Zurich Versicherungs-Aktiengesellschaft	50.00000
BOS Apt 1, LLC	47-2289489	N/A	DE	Zurich American Insurance Company	100.00000
BOS Apt 2, LLC	47-2445859	N/A	DE	Zurich American Insurance Company	100.00000
BOS Office 3, LLC	47-2483669	N/A	DE	Farmers New World Life Insurance Company	100.00000
BOS Office 4, LLC	37-1849541	N/A	DE	Zurich American Insurance Company	100.00000
BOS Retail 1, LLC	47-4684158	N/A	DE	Zurich American Insurance Company	100.00000
Boxx Insurance Inc.		N/A	CAN	Zürich Versicherungs-Gesellschaft AG	33.33333
Boxx Insurance LLC	87-3332812	N/A	FL	Boxx Insurance Inc.	100.00000
Boxx Services PTE Limited		N/A	SGP	Boxx Insurance Inc.	100.00000
Boxx Cyber Services Middle East Ltd		N/A	ARE	Boxx Insurance Inc.	100.00000
Bright Box Europe S.A.		N/A	CHE	Bright Box HK Limited	100.00000
Bright Box HK Limited		N/A	CHN	Zürich Versicherungs-Gesellschaft AG	100.00000
Bright Box Hungary KFT		N/A	HUN	Bright Box HK Limited	100.00000
Bristlecourt Limited		N/A	GBR	Zurich Assurance Ltd	100.00000
brokerbusiness.ch AG		N/A	CHE	Zürich Versicherungs-Gesellschaft AG	25.00000
Cayley Aviation Ltd.		N/A	BMU	Zurich Insurance Company Ltd, Bermuda Branch	100.00000
Celta Assistance SL		N/A	ESP	Universal Assistance S.A.	100.00000
Centre Group Holdings (U.S.) Limited	13-4038482	N/A	DE	Zurich Finance Company Ltd	100.00000
Centre Insurance Company	13-2653231	34649	DE	Centre Solutions (U.S.) Limited	100.00000
Centre Life Insurance Company	04-1589940	80896	MA	Centre Solutions (U.S.) Limited	100.00000
Centre Reinsurance (U.S.) Limited	AA-3190673	N/A	BMU	Centre Group Holdings (U.S.) Limited	100.00000
Centre Solutions (Bermuda) Limited		N/A	BMU	Zurich Finance Company Ltd	100.00000
Centre Solutions (U.S.) Limited	AA-3190822	N/A	BMU	Centre Group Holdings (U.S.) Limited	100.00000
Charlotte Industrial 2, LLC	32-0616217	N/A	DE	Farmers New World Life Insurance Company	100.00000
Charlotte Industrial 3, LLC	88-0601732	N/A	DE	Farmers New World Life Insurance Company	100.00000
Charlotte Office 1, LLC	30-1113235	N/A	DE	Zurich American Insurance Company	100.00000
CHI APT 1, LLC	38-3988749	N/A	DE	Zurich American Insurance Company	100.00000
CHI IND 1, LLC	47-4429730	N/A	DE	Farmers New World Life Insurance Company	100.00000
CHI IND 6, LLC	87-2430690	N/A	DE	Farmers New World Life Insurance Company	100.00000
Chilena Consolidada Seguros de Vida S.A.		N/A	CHL	Inversiones Suizo Chilena S.A.	98.97703
Chilena Consolidada Seguros Generales S.A.	AA-2280100	N/A	CHL	Chilena Consolidada Seguros de Vida S.A.	7.40525
Chilena Consolidada Seguros Generales S.A.	AA-2280100	N/A	CHL	Inversiones Suizo Chilena S.A.	82.73165
COFITEM-COFIMUR		N/A	FRA	Zurich Versicherungs-Gesellschaft AG	12.40521
Colonial American Casualty and Surety Company	52-1096670	34347	IL	Fidelity and Deposit Company of Maryland	100.00000
Concisa Vorsorgeberatung und Management AG		N/A	AUT	Bonus Pensionskassen Aktiengesellschaft	100.00000
Concourse Skelmersdale Limited		N/A	GBR	Zurich Financial Services (UKISA) Limited	100.00000
Cover-More (NZ) Limited		N/A	NZL	Cover-More Australia Pty Ltd	100.00000
Cover-More Asia Pte. Ltd		N/A	SGP	Travel Assist Pty Limited	100.00000
Cover-More Australia Pty Ltd		N/A	AUS	Cover-More Holdings Pty Ltd	100.00000
Cover-More Finance Pty Limited		N/A	AUS	Cover-More Group Limited	100.00000
Cover-More Group Limited		N/A	AUS	Zurich Travel Solutions Pty Limited	100.00000
Cover-More Holdings Pty Ltd		N/A	AUS	Travel Assist Pty Limited	100.00000
Cover-More Holdings USA Inc.		N/A	DE	Travel Assist Pty Limited	100.00000
Cover-More Inc.		N/A	DE	Cover-More Holdings USA Inc.	100.00000
Cover-More Insurance Services Limited		N/A	GBR	Cover-More Australia Pty Ltd	100.00000
Cover-More Insurance Services Pty Ltd		N/A	AUS	Travel Assist Pty Limited	100.00000
CREC (Bloomington) Lender, LLC		N/A	DE	Zurich American Insurance Company	0.00000
CREC (Dallas) Lender, LLC		N/A	DE	Zurich Structured Finance, Inc.	100.00000
CREC (Durham), LLC		N/A	DE	Zurich Structured Finance, Inc.	100.00000
CREC (Hagerstown) Lender, LLC		N/A	DE	Zurich Structured Finance, Inc.	100.00000
CREC (Hagerstown) Owner, LLC		N/A	MD	Zurich Structured Finance, Inc.	0.00000
CREC (Las Vegas), LLC		N/A	DE	Zurich Structured Finance, Inc.	100.00000
CREC (Sioux Falls) Lender, LLC		N/A	DE	Zurich Structured Finance, Inc.	100.00000
CREC (Sioux Falls) Owner, LLC		N/A	DE	Zurich Structured Finance, Inc.	100.00000
CREC (Sioux Falls), LLC		N/A	DE	Zurich Structured Finance, Inc.	100.00000
Cursud N.V.		N/A	ANT	Zurich Versicherungs-Gesellschaft AG	100.00000

**SCHEDULE Y - INFORMATION CONCERNING ACTIVITIES OF INSURER
MEMBERS OF ZURICH INSURANCE GROUP
PART 1 - ORGANIZATIONAL CHART**

Company	FEIN	NAIC	Domiciled	Ownership	%
Customer Care Assistance Pty Ltd		N/A	AUS	Customer Care Holdings Pty Ltd	100.00000
Customer Care Holdings Pty Ltd		N/A	AUS	Travel Assist Pty Limited	100.00000
Customer Care Pty Ltd		N/A	AUS	Customer Care Holdings Pty Ltd	100.00000
DA Deutsche Allgemeine Versicherung Aktiengesellschaft		N/A	DEU	Zürich Beteiligungs-Aktiengesellschaft (Deutschland)	100.00000
Dallas Office MGP Manager, Inc.		N/A	DE	Zurich Structured Finance, Inc.	100.00000
Dallas Office MGP, LLC		N/A	DE	Zurich Structured Finance, Inc.	1.00000
Dallas Office MGP, LLC		N/A	DE	Dallas Office MGP Manager, Inc.	99.00000
Dallas Tower LP		N/A	DE	Zurich Structured Finance, Inc.	99.00000
Davidson Trahaire Corpsych (Singapore) Pte. Limited		N/A	SGP	DTC Bidco Pty Ltd	100.00000
Davidson Trahaire Corpsych Pty Ltd		N/A	AUS	Davidson Trahaire Holding Pty Ltd	35.00000
Davidson Trahaire Corpsych Pty Ltd		N/A	AUS	Applyhere Pty Ltd	65.00000
Davidson Trahaire Holding Pty Ltd		N/A	AUS	DTC Australia Pty Ltd	100.00000
DB Vita S.A.		N/A	LUX	Deutscher Herold Aktiengesellschaft	25.00000
DC Retail 1, LLC	82-2833981	N/A	DE	Farmers New World Life Insurance Company	100.00000
DEN Industrial 1, LLC	84-3610066	N/A	DE	Farmers New World Life Insurance Company	100.00000
DEN Industrial 2, LLC		N/A	DE	Zurich American Insurance Company	100.00000
Dentolo Deutschland GmbH		N/A	DEU	Zürich Beteiligungs-Aktiengesellschaft (Deutschland)	100.00000
Derimed S.A.		N/A	ARG	Zürich Versicherungs-Gesellschaft AG	100.00000
Deutsche Zurich Pensiones, Entidad Gestora de Fondos de Pens		N/A	ESP	Zurich Vida, Compañía de Seguros y Reaseguros, S.A. - Sociad	50.00000
Deutscher Herold Aktiengesellschaft		N/A	DEU	Zurich Beteiligungs-Aktiengesellschaft (Deutschland)	79.82639
Deutscher Pensionsfonds Aktiengesellschaft		N/A	DEU	Deutscher Herold Aktiengesellschaft	74.90000
Deutsches Institut für Altersvorsorge GmbH		N/A	DEU	Deutscher Herold Aktiengesellschaft	22.00000
DIG GmbH		N/A	DEU	Digital Insurance Group B.V.	100.00000
Digital Insurance Group B.V.		N/A	NLD	Zürich Versicherungs-Gesellschaft AG	10.00000
DTC Australia Pty Ltd		N/A	AUS	DTC Bidco Pty Ltd	100.00000
DTC Bidco Pty Ltd		N/A	AUS	DTC Holdco Pty Ltd	100.00000
DTC Holdco Pty Ltd		N/A	AUS	ASTIS Holdings Limited	100.00000
DTC NZ Bidco Limited		N/A	NZL	DTC Bidco Pty Ltd	100.00000
Dunbar Assets Ireland		N/A	IRL	Zurich Finance Company Ltd	0.00000
Dunbar Assets Ireland		N/A	IRL	ZCMC II Holdings Limited	0.03664
Dunbar Assets plc		N/A	GBR	Dunbar Assets Ireland	100.00000
Dusfal S.A.		N/A	URY	Zürich Versicherungs-Gesellschaft AG	100.00000
Eagle Star (Leasing) Limited		N/A	GBR	Zurich Assurance Ltd	100.00000
Eagle Star European Life Assurance Company Limited		N/A	IRL	Zurich Life Assurance plc	100.00000
Eagle Star Group Services Limited		N/A	GBR	Eagle Star Holdings Limited	100.00000
Eagle Star Holding Company of Ireland		N/A	IRL	Zurich Assurance Ltd	0.00100
Eagle Star Holding Company of Ireland		N/A	IRL	Zurich Assurance Ltd	99.99900
Eagle Star Holdings Limited		N/A	GBR	Zurich Financial Services (UKISA) Limited	100.00000
Eagle Star Securities Limited		N/A	GBR	Zurich Insurance plc	100.00000
Edilspettacolo SRL		N/A	ITA	Zurich Insurance Company Ltd - Rappresentanza Generale per I	35.71233
Empire Fire and Marine Insurance Company	47-6022701	21326	IL	Zurich American Insurance Company	100.00000
Empire Indemnity Insurance Company	73-6091717	21334	OK	Zurich American Insurance Company	100.00000
Employee Services Limited		N/A	GBR	Allied Dunbar Financial Services Limited	100.00000
Endsleigh Financial Services Limited		N/A	GBR	Zurich Holdings (UK) Limited	100.00000
Endsleigh Pension Trustee Limited		N/A	GBR	Zurich Holdings (UK) Limited	100.00000
Eritage S.A.		N/A	URY	Zürich Versicherungs-Gesellschaft AG	100.00000
ES Plympton Nominee 1 Limited		N/A	GBR	Zurich Assurance Ltd	100.00000
ES Plympton Nominee 2 Limited		N/A	GBR	Zurich Assurance Ltd	100.00000
Euclid KY Annex, LP		N/A	DE	Zurich Structured Finance, Inc.	99.00000
Euclid Office LP		N/A	DE	Zurich Structured Finance, Inc.	99.00000
Euclid Warehouses LP		N/A	DE	Zurich Structured Finance, Inc.	99.00000
Euroamérica Administradora General de Fondos S.A		N/A	CHL	Chilena Consolidada Seguros de Vida S.A.	100.00000
Extremus Versicherung-Aktiengesellschaft		N/A	DEU	Zurich Insurance plc Niederlassung für Deutschland	5.00000
Farmers Family Fund	45-3561769	N/A	CA	Farmers Group, Inc.	100.00000
Farmers Group, Inc.	95-0725935	N/A	NV	Zurich Versicherungs-Gesellschaft AG	12.10000
Farmers Group, Inc.	95-0725935	N/A	NV	Zurich Insurance Group Ltd.	87.90000
Farmers Life Insurance Company of New York	46-4261000	N/A	NY	Farmers New World Life Insurance Company	100.00000
Farmers New World Life Insurance Company	91-0335750	63177	WA	Farmers Group, Inc.	100.00000
Farmers Reinsurance Company	95-4650862	10873	CA	Farmers Group, Inc.	100.00000
Farmers Services Corporation		N/A	NV	Farmers Group, Inc.	100.00000
Farmers Underwriters Association		N/A	CA	Farmers Group, Inc.	100.00000
Fidelity and Deposit Company of Maryland	13-3046577	39306	IL	Zurich American Insurance Company	100.00000
FIG Holding Company		N/A	CA	Farmers Group, Inc.	100.00000
FIG Leasing Co., Inc.		N/A	CA	Farmers Group, Inc.	100.00000
Fire Underwriters Association	95-2670247	N/A	CA	Farmers Group, Inc.	100.00000
Fitsense Insurance Services Pty Ltd		N/A	AUS	Travel Assist Pty Limited	100.00000
Futuro de Bolivia S.A. Administradora de Fondos de Pensiones		N/A	BOL	Zurich Boliviana Seguros Personales S.A.	8.42193
Futuro de Bolivia S.A. Administradora de Fondos de Pensiones		N/A	BOL	Zurich South America Invest AB	71.57801
FX Insurance Agency Hawaii, LLC	83-1572480	N/A	HI	FIG Leasing Co., Inc.	100.00000
FX Insurance Agency, LLC	35-2281892	N/A	DE	FIG Leasing Co., Inc.	100.00000
General Surety & Guarantee Co Limited		N/A	GBR	Zurich Insurance Company (U.K.) Limited	100.00000
Groveswood Property Holdings Limited		N/A	GBR	Eagle Star Holdings Limited	100.00000
H4B Humboldthafen Einheitsgesellschaft GmbH&Co.KG		N/A	DEU	REX-ZDHL S.C.S. SICAV-SIF	94.90000
Halo Holdco Limited		N/A	GBR	Cover-More Australia Pty Ltd	100.00000
Halo Holdco Limited		N/A	GBR	Zürich Versicherungs-Gesellschaft AG	0.00000
Halo Insurance Services Limited		N/A	GBR	Halo Holdco Limited	100.00000
Halo Insurance Services Pty Ltd		N/A	AUS	Halo Insurance Services Limited	100.00000
Hawkcentral Limited		N/A	GBR	Zurich Assurance Ltd	100.00000
Healthinsite Proprietary Limited		N/A	ZAF	Zürich Versicherungs-Gesellschaft AG	100.00000
Healthlogix Pty Ltd		N/A	AUS	Insite Holdings Pty Ltd	100.00000
Healthlogix Technologia Eireli		N/A	BRA	Healthlogix Pty Ltd	100.00000
Herengracht Investments B.V		N/A	DEU	RE Curve Holding B.V.	100.00000
HOU IND 1, LLC	46-2975161	N/A	DE	Zurich American Insurance Company	100.00000
HOU IND 2, LLC	46-2984834	N/A	DE	Zurich American Insurance Company	100.00000
HOU IND 3, LLC		N/A	DE	Zurich American Insurance Company	100.00000
Independence Center Realty L.P.		N/A	DE	Philadelphia Investor, LLC	89.00000
INNATE, Inc.		N/A	DC	Cover-More Holdings USA Inc.	100.00000
Insite Holdings Pty Ltd		N/A	AUS	Zürich Versicherungs-Gesellschaft AG	100.00000
INTEGRA Versicherungsdienst GmbH		N/A	AUT	Zurich Versicherungs-Aktiengesellschaft	100.00000
Intelligent Technologies OÜ		N/A	EST	Zürich Versicherungs-Gesellschaft AG	100.00000
International Travel Assistance S.A.		N/A	PAN	Zürich Versicherungs-Gesellschaft AG	55.00000
Inversiones Suizo Chilena S.A.		N/A	CHL	Inversiones Suizo-Argentina S.A.	0.00100
Inversiones Suizo Chilena S.A.		N/A	CHL	Zurich Versicherungs-Gesellschaft AG	99.99900
Inversiones Suizo-Argentina S.A.		N/A	ARG	Zurich Lebensversicherungs-Gesellschaft AG	5.00400
Inversiones Suizo-Argentina S.A.		N/A	ARG	Zurich Versicherungs-Gesellschaft AG	94.99600

**SCHEDULE Y - INFORMATION CONCERNING ACTIVITIES OF INSURER
MEMBERS OF ZURICH INSURANCE GROUP
PART 1 - ORGANIZATIONAL CHART**

Company	FEIN	NAIC	Domiciled	Ownership	%
Inversiones ZS America Dos Limitada		N/A	CHL	Inversiones ZS America SpA	100.00000
Inversiones ZS America SpA		N/A	CHL	Zurich Santander Insurance America, S.L.	100.00000
Inversiones ZS America Tres SpA		N/A	CHL	Zurich Santander Insurance America, S.L.	100.00000
Irish National Insurance Company p.l.c.		N/A	IRL	Zurich Insurance plc	99.99999
Isis S.A.		N/A	ARG	Inversiones Suizo-Argentina S.A.	60.50140
Isis S.A.		N/A	ARG	Zurich Versicherungs-Gesellschaft AG	39.49860
Kansas City Office LP		N/A	DE	Zurich Structured Finance, Inc.	99.00000
Kansas Office MGP Manager, Inc.		N/A	DE	Zurich Structured Finance, Inc.	100.00000
Kansas Office MGP, LLC		N/A	DE	Zurich Structured Finance, Inc.	1.00000
Kansas Office MGP, LLC		N/A	DE	Kansas Office MGP Manager, Inc.	99.00000
Karvat Cover-More Assist. Pvt Ltd.		N/A	IND	Cover-More Asia Pte. Ltd	100.00000
Kennet Road 1 UK Limited		N/A	GBR	Zurich Assurance Ltd	100.00000
Kennet Road 2 UK Limited		N/A	GBR	Zurich Assurance Ltd	100.00000
Klare Corredora de Seguros S.A.		N/A	CHL	Zurich Insurance Mobile Solutions AG	49.90000
Knip (Deutschland) GmbH		N/A	DEU	Knip AG	100.00000
Knip AG		N/A	CHE	Digital Insurance Group B.V.	98.88000
Komparu B.V.		N/A	NLD	Digital Insurance Group B.V.	100.00000
Kono Insurance Limited		N/A	HKG	Zurich Versicherungs-Gesellschaft AG	100.00000
LA Apt. 1, LLC	88-1615240	N/A	DE	Zurich American Insurance Company	100.00000
LA Industrial 1, LLC	36-4877375	N/A	DE	Zurich American Insurance Company	100.00000
La Industrial 2, LLC	85-3842785	N/A	DE	Farmers New World Life Insurance Company	100.00000
LA Industrial 4, LLC	88-3063378	N/A	DE	Zurich American Insurance Company	100.00000
LA Retail 1 LLC	47-1325180	N/A	DE	Zurich American Insurance Company	100.00000
Manon Vision Co., Ltd.		N/A	THA	Centre Solutions (Bermuda) Limited	0.00057
Manon Vision Co., Ltd.		N/A	THA	Zurich Finance Company Ltd	0.00066
Manon Vision Co., Ltd.		N/A	THA	Zurich Versicherungs-Gesellschaft AG	99.99877
MEATPACKING B.V.		N/A	NLD	Rock Inne Vastgoed B.V.	100.00000
Medidata AG		N/A	CHE	Zurich Versicherungs-Gesellschaft AG	8.85180
MI Administrators, LLC		N/A	DE	FIG Leasing Co., Inc.	100.00000
MIAMI INDUSTRIAL 1, LLC	30-0947450	N/A	DE	Zurich American Insurance Company	100.00000
Miami Industrial 2, LLC	81-3346909	N/A	DE	Farmers New World Life Insurance Company	100.00000
Miami Office 2, LLC	38-4002060	N/A	DE	Zurich American Insurance Company	100.00000
MIAMI OFFICE 3, LLC	35-2567170	N/A	DE	Zurich American Insurance Company	100.00000
Miami Retail 1, LLC	61-1852255	N/A	DE	Zurich American Insurance Company	100.00000
Minas Brasil Promotora de Servicos S/A		N/A	BRA	Zurich Minas Brasil Seguros S.A.	100.00000
Minerva Science Limited		N/A	GBR	Project Policy Bidco Limited	100.00000
MSP APT 1, LLC	30-1003542	N/A	DE	Zurich American Insurance Company	100.00000
My Policy Limited		N/A	GBR	Project Policy Bidco Limited	100.00000
Nashville Apt. 1, LLC		N/A	DE	American Zurich Insurance Company	100.00000
Nashville Office 1, LLC	30-1004249	N/A	DE	Zurich American Insurance Company	100.00000
Navigators and General Insurance Company Limited		N/A	GBR	Zurich Insurance plc	100.00000
Nearheath Limited		N/A	GBR	Zurich Assurance Ltd	100.00000
NY Industrial 1, LLC	30-1071415	N/A	DE	Zurich American Insurance Company	100.00000
Oak Underwriting plc		N/A	GBR	Zurich Holdings (UK) Limited	100.00000
OnePath General Insurance Pty Limited		N/A	AUS	Zurich Financial Services Australia Limited	100.00000
OnePath Life Australia Holdings Pty Ltd		N/A	AUS	Zurich Financial Services Australia Limited	100.00000
OnePath Life Limited		N/A	AUS	OnePath Life Australia Holdings Pty Ltd	100.00000
Orange Stone Company		N/A	IRL	Zurich Finance Company AG	100.00000
Orion Rechtsschutz-Versicherung AG		N/A	CHE	Zurich Versicherungs-Gesellschaft AG	78.00000
Parcelgate Limited		N/A	GBR	Zurich Assurance Ltd	100.00000
Perils AG		N/A	CHE	Zurich Versicherungs-Gesellschaft AG	11.11111
Perunsel S.A.		N/A	URY	Zürich Versicherungs-Gesellschaft AG	60.00000
PFS Pension Fund Services AG		N/A	CHE	Zürich Versicherungs-Gesellschaft AG	18.43333
Philly Office 1, LLC	35-2553880	N/A	DE	Zurich American Insurance Company	100.00000
Philly Office Land, LLC		N/A	DE	American Zurich Insurance Company	100.00000
POR Apt 1, LLC	47-1392591	N/A	DE	Zurich American Insurance Company	100.00000
POR Apt 2, LLC	47-4067157	N/A	DE	Zurich American Insurance Company	100.00000
Prime Corporate Psychology Pty Ltd		N/A	AUS	DTC Bidco Pty Ltd	100.00000
Project Policy Bidco Limited		N/A	GBR	Zürich Versicherungs-Gesellschaft AG	20.00000
Protector Lebensversicherungs-AG		N/A	DEU	Zurich Deutscher Herold Lebensversicherung Aktiengesellschaft	5.15838
PT Asuransi Adira Dinamika Tbk		N/A	IDN	Zürich Versicherungs-Gesellschaft AG	98.48794
PT Zurich Insurance Indonesia	AA-5360007	N/A	IDN	Zurich International (Bermuda) Ltd.	1.56878
PT Zurich Insurance Indonesia	AA-5360007	N/A	IDN	Zurich Versicherungs-Gesellschaft AG	97.09134
PT Zurich Topas Life		N/A	IDN	Zurich Versicherungs-Gesellschaft AG	80.00000
R3 FL Holdings, LLC		N/A	FL	Fidelity and Deposit Company of Maryland	100.00000
Raleigh Office 2, LLC	88-3031830	N/A	DE	Farmers New World Life Insurance Company	100.00000
Raleigh/Durham Offices, L.P.		N/A	DE	Zurich Structured Finance, Inc.	99.00000
RE Curve Holding B.V.		N/A	DEU	Zurich Deutscher Herold Lebensversicherung Aktiengesellschaft	100.00000
Real Garant Espana S.L.		N/A	ESP	Real Garant GmbH Garantiesysteme	100.00000
Real Garant GmbH Garantiesysteme		N/A	DEU	Real Garant Versicherung Aktiengesellschaft	100.00000
Real Garant Versicherung Aktiengesellschaft		N/A	DEU	Zurich Beteiligungs-Aktiengesellschaft (Deutschland)	100.00000
Research Triangle MGP Manager, Inc.		N/A	DE	Zurich Structured Finance, Inc.	100.00000
Research Triangle Office MGP, LLC		N/A	DE	Zurich Structured Finance, Inc.	1.00000
Research Triangle Office MGP, LLC		N/A	DE	Research Triangle MGP Manager, Inc.	99.00000
REX Baume S.C.I		N/A	FRA	REX Holding France	100.00000
REX Holding France		N/A	FRA	REX OPPCI Fonds	100.00000
REX Holding S.a.r.l.		N/A	LUX	REX-ZDHL S.C.S. SICAV-SIF	100.00000
REX Mauchamps		N/A	FRA	REX Holding France	100.00000
REX Vilette		N/A	FRA	REX Holding France	0.00000
REX-Aurea-ZDHL S.C.S.		N/A	LUX	REX-ZDHL GP S.à r.l.	100.00000
REX-De Baak B.V.		N/A	NLD	REX Holding S.à r.l.	100.00000
REX-Germany-ZDHL S.C.S		N/A	LUX	REX-ZDHL S.C.S. SICAV-SIF	95.24000
REX-Humboldtthafen Verwaltungs GmbH		N/A	DEU	REX-ZDHL S.C.S. SICAV-SIF	100.00000
Rex-Spain-ZDHL S.L.		N/A	ESP	Zurich Deutscher Herold Lebensversicherung Aktiengesellschaft	100.00000
REX-The East S.à.r.l.		N/A	LUX	REX-ZDHL S.C.S. SICAV-SIF	94.80000
REX-ZDHL GP S.a.r.l.		N/A	LUX	Zurich Deutscher Herold Lebensversicherung Aktiengesellschaft	100.00000
REX-ZDHL S.C.S. SICAV-SIF		N/A	LUX	Zurich Deutscher Herold Lebensversicherung Aktiengesellschaft	100.00000
Rock Inne Vastgoed B.V.		N/A	NLD	REX Holding S.à.r.l.	100.00000
Rokin 21 B.V.		N/A	NLD	Roxana Vastgoed B.V.	100.00000
Rokin 49 B.V.		N/A	NLD	Rock Inne Vastgoed B.V.	100.00000
Roxana Vastgoed B.V.		N/A	NLD	REX Holding S.à.r.l.	100.00000
Rural Community Insurance Company	41-1375004	39039	MN	Zurich American Insurance Company	100.00000
San Diego Retail 1, LLC	61-1791237	N/A	DE	Zurich American Insurance Company	100.00000
Santander Rio Seguros S.A.		N/A	ARG	Inversiones ZS America SpA	4.00000
Santander Rio Seguros S.A.		N/A	ARG	Zurich Santander Insurance America, S.L.	96.00000

**SCHEDULE Y - INFORMATION CONCERNING ACTIVITIES OF INSURER
MEMBERS OF ZURICH INSURANCE GROUP
PART 1 - ORGANIZATIONAL CHART**

Company	FEIN	NAIC	Domiciled	Ownership	%
Santander Seguros Sociedad Anónima		N/A	URY	Zurich Santander Insurance America, S.L.	100.00000
Saudi National Insurance Company		N/A	BHR	Zurich Insurance Company Ltd (Bahrain Branch)	5.00000
SEA APARTMENT 2, LLC	46-3060914	N/A	DE	Zurich American Insurance Company	100.00000
Serviaide, S.A. - Sociedad Unipersonal		N/A	ESP	AIDE Asistencia Seguros y Reaseguros, S.A. - Sociedad Uniper	100.00000
Servizurich S.A. - Sociedad Unipersonal		N/A	ESP	Zurich Insurance plc, Sucursal en Espana	100.00000
SF Apt 1, LLC	47-1153493	N/A	DE	Zurich American Insurance Company	100.00000
Special Insurance Services, Inc.		N/A	IL	Zurich American Insurance Company	100.00000
Speigelhof Vastgoed B.V.		N/A	DEU	RE Curve Holding B.V.	100.00000
Springboard Health and Performance Pty Ltd		N/A	AUS	DTC Bidco Pty Ltd	100.00000
Springworks International AB		N/A	SWE	autoSense AG	50.00000
Steadfast Insurance Company	52-0981481	26387	IL	Zurich American Insurance Company	100.00000
Steadfast Santa Clarita Holdings LLC		N/A	DE	Steadfast Insurance Company	100.00000
Stratos Limited		N/A	NZL	DTC NZ Bidco Limited	100.00000
Swiss Insurance Management (Hong Kong) Limited		N/A	HKG	Zurich Services (Hong Kong) Limited	0.49505
Swiss Insurance Management (Hong Kong) Limited		N/A	HKG	Zurich Insurance Holdings (Hong Kong) Limited	99.50495
TDG Tele Dienste GmbH		N/A	DEU	Zurich Beteiligungs-Aktiengesellschaft (Deutschland)	100.00000
Tennyson Insurance Limited		N/A	GBR	Zurich Holdings (UK) Limited	100.00000
The Liverpool Reversionary Company Limited		N/A	GBR	Zurich Legacy Solutions Services (UK) Limited	100.00000
The Zurich Services Corporation	36-3839542	N/A	IL	Zurich Holding Company of America, Inc.	100.00000
TopReport Schadenbesichtigungs GmbH		N/A	AUT	Zurich Versicherungs-Aktiengesellschaft	14.28571
Travel Ace Chile S.A.		N/A	CHL	Travel Ace Internacional de Servicios S.A.	1.00000
Travel Ace Chile S.A.		N/A	CHL	Zürich Versicherungs-Gesellschaft AG	99.00000
Travel Ace Internacional de Servicios S.A.		N/A	URY	Zürich Versicherungs-Gesellschaft AG	100.00000
Travel Assist Pty Limited		N/A	AUS	ASTIS Holdings Limited	100.00000
Travel Insurance Partners Pty Ltd		N/A	AUS	Travel Assist Pty Limited	100.00000
Travel Insurance Services Canada Inc.		N/A	CAN	World Travel Protection Canada Inc.	100.00000
Travelex Insurance Services Limited		N/A	DE	Cover-More Holdings USA Inc.	100.00000
Truck Underwriters Association	95-2670330	N/A	CA	Farmers Group, Inc.	100.00000
Turegum Immobilien AG		N/A	CHE	Zurich Versicherungs-Gesellschaft AG	100.00000
UA Assistance S.A. de C.V.		N/A	MEX	Travel Ace Internacional de Servicios S.A.	0.00000
UA Assistance S.A. de C.V.		N/A	MEX	Zürich Versicherungs-Gesellschaft AG	100.00000
Universal Assistance Asistencia Ao Viajante Ltda		N/A	BRA	Perunsel S.A.	0.00000
Universal Assistance S.A.		N/A	ARG	World Wide Assistance S.A.	92.71000
Universal Assistance S.A.		N/A	ARG	Zürich Versicherungs-Gesellschaft AG	7.29000
Universal Assistance S.A.		N/A	URY	Zürich Versicherungs-Gesellschaft AG	100.00000
Universal Travel Assistance S.A.S.		N/A	COL	Zürich Versicherungs-Gesellschaft AG	100.00000
Universal Underwriters Insurance Company	43-1249228	41181	IL	Zurich American Insurance Company	100.00000
Universal Underwriters of Texas Insurance Company	36-3139101	40843	IL	Universal Underwriters Insurance Company	100.00000
Universal Underwriters Service Corporation	43-1269296	N/A	MO	Zurich Holding Company of America, Inc.	100.00000
Unviversal Assistance Inc.		N/A	FL	Universal Assistance S.A.	0.00000
Vehicle Dealer Solutions, Inc.	26-1282208	N/A	FL	Zurich Holding Company of America, Inc.	100.00000
Winchester Land, LLC		N/A	FL	R3 FL Holdings, LLC	100.00000
Winn-Dixie MGP Manager, Inc.		N/A	DE	Zurich Structured Finance, Inc.	100.00000
Wohnen H3B Humboldthafen GmbH&Co.KG		N/A	DEU	REX-ZDHL S.C.S. SICAV-SIF	94.90000
World Travel Protection Canada Inc.		N/A	CAN	Zurich Canadian Holdings Limited	100.00000
World Wide Assistance S.A.		N/A	ARG	Zürich Versicherungs-Gesellschaft AG	100.00000
Wrightway Underwriting Limited		N/A	IRL	Ballykilliane Holdings Limited	100.00000
Z flex Gesellschaft fur Personaldienstleistungen mbH		N/A	DEU	Zurich Beteiligungs-Aktiengesellschaft (Deutschland)	100.00000
ZCM (U.S.) Limited		N/A	DE	Zurich Finance Company Ltd	100.00000
ZCM Asset Holding Company (Bermuda) Limited		N/A	BMU	Zurich Finance Company Ltd	100.00000
ZCM Matched Funding Corp.		N/A	CYM	Zurich Capital Markets Inc.	100.00000
ZFUS Services, LLC	20-5900744	N/A	DE	Zurich Holding Company of America, Inc.	100.00000
ZGEE14 Limited		N/A	GBR	Zurich Legacy Solutions Services (UK) Limited	100.00000
ZLS Aseguradora de Colombia S.A		N/A	COL	Zürich Versicherungs-Gesellschaft AG	4.43000
ZLS Aseguradora de Colombia S.A		N/A	COL	Zürich Lebensversicherungs-Gesellschaft AG	95.00000
ZNA Services, LLC	02-0802795	N/A	DE	ZFUS Services, LLC	100.00000
ZPC Capital Limited		N/A	GBR	Zurich Holdings (UK) Limited	100.00000
ZSF / Office KY, LLC		N/A	DE	Euclid Office LP	100.00000
ZSF / Office NV, LLC		N/A	DE	Euclid Office LP	100.00000
ZSF / Office NY, LLC		N/A	DE	Euclid Office LP	100.00000
ZSF KY Annex, LLC		N/A	DE	Euclid KY Annex, LP	100.00000
ZSF/Bloomington, LLC		N/A	DE	Bloomington Office LP	100.00000
ZSF/C1 MGP Manager, Inc		N/A	DE	Zurich Structured Finance, Inc.	100.00000
ZSF/C1 MGP, LLC		N/A	DE	Zurich Structured Finance, Inc.	1.00000
ZSF/C1 MGP, LLC		N/A	DE	ZSF/C1 MGP Manager, Inc	99.00000
ZSF/C2 MGP Manager, Inc		N/A	DE	Zurich Structured Finance, Inc.	100.00000
ZSF/C2 MGP, LLC		N/A	DE	Zurich Structured Finance, Inc.	1.00000
ZSF/C2 MGP, LLC		N/A	DE	ZSF/CF2 MGP Manager, Inc.	99.00000
ZSF/Dallas Tower, LLC		N/A	DE	Dallas Tower LP	100.00000
ZSF/Kansas, LLC		N/A	DE	Kansas City Office LP	100.00000
ZSF/Land Parcels LLC		N/A	DE	Zurich Structured Finance, Inc.	100.00000
ZSF/Research Gateway, LLC		N/A	DE	Raleigh/Durham Offices, L.P.	100.00000
ZSF/WD Fitzgerald, LLC		N/A	DE	Euclid Warehouses LP	100.00000
ZSF/WD Hammond, LLC		N/A	DE	Euclid Warehouses LP	100.00000
ZSF/WD Jacksonville, LLC		N/A	DE	Euclid Warehouses LP	100.00000
ZSF/WD Opa Locka, LLC		N/A	DE	Euclid Warehouses LP	100.00000
ZSFH LLC	36-3096373	N/A	DE	Zurich Holding Company of America, Inc.	100.00000
ZSG Kfz-ZulassungsservicegesmbH		N/A	AUT	Zurich Versicherungs-Aktiengesellschaft	33.33333
Zurich - Companhia de Seguros Vida S.A.		N/A	PRT	Zurich Finanz-Gesellschaft AG	0.00100
Zurich - Companhia de Seguros Vida S.A.		N/A	PRT	Zurich Investments Life S.p.A.	0.00100
Zurich - Companhia de Seguros Vida S.A.		N/A	PRT	Zurich Lebensversicherungs-Gesellschaft AG	99.99600
Zurich - Companhia de Seguros Vida S.A.		N/A	PRT	Zurich Versicherungs-Gesellschaft AG	0.00100
Zurich - Companhia de Seguros Vida S.A.		N/A	PRT	Zurich Vida, Companhia de Seguros y Reaseguros, S.A. - Sociod	0.00100
Zurich (Scotland) Limited Partnership		N/A	GBR	Zurich General Partner (Scotland) Ltd	100.00000
Zurich Advice Network Limited		N/A	GBR	Allied Dunbar Assurance plc	100.00000
Zurich AFIN Mexico, S.A. DE C.V.		N/A	MEX	Zurich Compania de Sefuros, S.A.	0.00200
Zurich AFIN Mexico, S.A. DE C.V.		N/A	MEX	Zurich Versicherungs-Gesellschaft AG	99.99800
Zurich Agency Services Inc.	04-3126497	N/A	MA	Zurich Holding Company of America, Inc.	100.00000
Zurich Alternative Asset Management, LLC	86-1164252	N/A	DE	Zurich Holding Company of America, Inc.	100.00000
Zurich America Latina Serviços Brasil Ltda.		N/A	BRA	Zurich Lebensversicherungs-Gesellschaft AG	0.01000
Zurich America Latina Serviços Brasil Ltda.		N/A	BRA	Zurich Versicherungs-Gesellschaft AG	99.99000
Zurich American Insurance Company	36-4233459	16535	NY	Zurich Holding Company of America, Inc.	100.00000
Zurich American Insurance Company of Illinois	36-2781080	27855	IL	American Zurich Insurance Company	100.00000
Zurich American Life Insurance Company	36-3050975	90557	IL	Zurich Holding Company of America, Inc.	100.00000
Zurich American Life Insurance Company of New York	27-4746162	14178	NY	Zurich American Life Insurance Company.	100.00000
Zurich Argentina Cia. de Seguros S.A.		N/A	ARG	Inversiones Suizo-Argentina S.A.	55.46140

**SCHEDULE Y - INFORMATION CONCERNING ACTIVITIES OF INSURER
MEMBERS OF ZURICH INSURANCE GROUP
PART 1 - ORGANIZATIONAL CHART**

Company	FEIN	NAIC	Domiciled	Ownership	%
Zurich Argentina Cia. de Seguros S.A.	AA-2130022	N/A	ARG	Zurich Versicherungs-Gesellschaft AG	44.53611
Zurich Argentina Compania de Seguros de Retiro S.A.	AA-2130022	N/A	ARG	Zurich Argentina Cia. de Seguros S.A.	46.64193
Zurich Argentina Compania de Seguros de Retiro S.A.		N/A	ARG	Zurich Versicherungs-Gesellschaft AG	53.35807
Zurich Aseguradora Argentina S.A.		N/A	ARG	Zürich Versicherungs-Gesellschaft AG	99.90000
Zurich Aseguradora Mexicana, S.A. de C.V.		N/A	MEX	Zürich Versicherungs-Gesellschaft AG	0.00000
Zurich Aseguradora Mexicana, S.A. de C.V.		N/A	MEX	Zürich Lebensversicherungs-Gesellschaft AG	100.00000
Zurich Asset Management Gerente de Fondos Comunes de Inversi		N/A	ARG	Inversiones Suizo-Argentina S.A.	89.99990
Zurich Asset Management Gerente de Fondos Comunes de Inversi		N/A	ARG	Isis S.A.	10.00010
Zurich Assurance Ltd		N/A	GBR	Eagle Star Holdings Limited	100.00000
Zurich Assure Australia Pty Limited		N/A	AUS	Zurich Financial Services Australia Limited	100.00000
Zurich Australia Limited		N/A	AUS	Zurich Financial Services Australia Limited	100.00000
Zurich Australian Insurance Limited	AA-1930995	N/A	AUS	Zurich Financial Services Australia Limited	100.00000
Zurich Australian Insurance Properties Pty Limited		N/A	AUS	Zurich Australia Limited	40.00000
Zurich Australian Insurance Properties Pty Limited		N/A	AUS	Zurich Australian Insurance Limited	60.00000
Zurich Australian Property Holdings Pty Ltd		N/A	AUS	Zürich Versicherungs-Gesellschaft AG	100.00000
Zurich Bank International Limited		N/A	GBR	Dunbar Assets Ireland	100.00000
Zurich Benefit Finance LLC	13-4186554	N/A	DE	Zurich Holding Company of America, Inc.	100.00000
Zurich Beteiligungs-Aktiengesellschaft (Deutschland)		N/A	DEU	Zurich IT Service AG Niederlassung fur Deutschland	82.61672
Zurich Beteiligungs-Aktiengesellschaft (Deutschland)		N/A	DEU	Zurich Leben Service AG Niederlassung fur Deutschland	17.38328
Zurich Brasil Capitalizacao S.A		N/A	BRA	Zurich Versicherungs-Gesellschaft AG	100.00000
Zurich Brasil Companhia de Seguros		N/A	BRA	Zurich Minas Brasil Seguros S.A.	100.00000
Zurich Building Control Services Limited		N/A	GBR	Zurich Holdings (UK) Limited	100.00000
Zurich Canadian Holdings Limited		N/A	CAN	Zurich Insurance Company Ltd, Canadian Branch	68.81942
Zurich Canadian Holdings Limited		N/A	CAN	Zurich Versicherungs-Gesellschaft AG	31.18058
Zurich Capital Markets Inc.		N/A	DE	ZCM (U.S.) Limited	100.00000
Zurich Capital Markets Securities Inc.		N/A	DE	Zurich Capital Markets Inc.	100.00000
Zurich Commercial Services (Europe) GmbH		N/A	DEU	Zürich Beteiligungs-Aktiengesellschaft (Deutschland)	100.00000
Zurich Community Trust (UK) Limited		N/A	GBR	Zurich Financial Services (UKISA) Limited	50.00000
Zurich Community Trust (UK) Limited		N/A	GBR	Zurich Financial Services (UKISA) Nominees Limited	50.00000
Zurich Compania de Reaseguros Argentina S.A.		N/A	ARG	Zurich Versicherungs-Gesellschaft AG	95.00000
Zurich Compania de Reaseguros Argentina S.A.		N/A	ARG	Inversiones Suizo-Argentina S.A.	5.00000
Zurich Compania de Seguros, S.A.		N/A	MEX	Zurich Versicherungs-Gesellschaft AG	99.88280
Zurich Corredora de Bolsa S.A.		N/A	CHL	Inversiones Suizo Chilena S.A.	99.00030
Zurich Corredora de Bolsa S.A.		N/A	CHL	Zurich Investments Chile S.A.	0.99970
Zurich Customer Active Management, d.o.o.		N/A	SVN	Zürich Versicherungs-Gesellschaft AG	100.00000
Zurich CZI Management Holding Ltd.	36-4412924	N/A	DE	Zurich Global Investment Management Inc.	100.00000
Zurich Deutscher Herold Lebensversicherung Aktiengesellschaft		N/A	DEU	Deutscher Herold Aktiengesellschaft	67.54030
Zurich Deutscher Herold Lebensversicherung Aktiengesellschaft		N/A	DEU	Zurich Beteiligungs-Aktiengesellschaft (Deutschland)	32.45970
Zurich E&S Insurance Brokerage, Inc.	95-4773780	N/A	CA	Zurich American Insurance Company	100.00000
Zurich Employment Services Limited		N/A	GBR	Zurich Financial Services (UKISA) Limited	100.00000
Zurich Engineering Inspection Services Ireland Limited		N/A	IRL	Zurich Insurance plc	100.00000
Zurich Eurolife S.A.		N/A	LUX	Zurich Lebensversicherungs-Gesellschaft AG	90.00000
Zurich Eurolife S.A.		N/A	LUX	Zurich Versicherungs-Gesellschaft AG	10.00000
Zurich F&I Reinsurance T&C Limited	AA-0053640	N/A	TCA	Zurich Agency Services Inc.	99.99950
Zurich F&I Reinsurance T&C Limited	AA-0053640	N/A	TCA	Universal Underwriters Service Corporation	0.00050
Zurich Fianzas Mexico, S.A.DE C.V.		N/A	MEX	Zurich Versicherungs-Gesellschaft AG	100.00000
Zurich Finance (Australia) Limited		N/A	AUS	Zürich Versicherungs-Gesellschaft AG	100.00000
Zurich Finance (Ireland) DAC		N/A	IRL	Zürich Versicherungs-Gesellschaft AG	100.00000
Zurich Finance (UK) plc		N/A	GBR	Zurich Financial Services (UKISA) Limited	99.99800
Zurich Finance (UK) plc		N/A	GBR	Zurich Financial Services (UKISA) Nominees Limited	0.00200
Zurich Finance Company Ltd		N/A	CHE	Zurich Versicherungs-Gesellschaft AG	100.00000
Zurich Financial Services (Isle of Man) Group Services Limit		N/A	GBR	Zurich Versicherungs-Gesellschaft AG	100.00000
Zurich Financial Services (Isle of Man) Holdings Limited		N/A	GBR	Zurich Versicherungs-Gesellschaft AG	100.00000
Zurich Financial Services (Isle of Man) Insurance Manager Lt		N/A	GBR	Zurich Versicherungs-Gesellschaft AG	100.00000
Zurich Financial Services (UKISA) Limited		N/A	GBR	Allied Zurich Holdings Limited	90.31559
Zurich Financial Services (UKISA) Limited		N/A	GBR	Zurich Insurance plc	9.68441
Zurich Financial Services (UKISA) Nominees Limited		N/A	GBR	Zurich Financial Services (UKISA) Limited	100.00000
Zurich Financial Services Australia Limited	AA-1930995	N/A	AUS	Zurich Versicherungs-Gesellschaft AG	100.00000
Zurich Financial Services EUB Holdings Limited		N/A	IRL	Zurich Ins Group	0.08333
Zurich Financial Services EUB Holdings Limited		N/A	IRL	Zurich Insurance Group Ltd.	99.91667
Zurich Financial Services UK Pension Trustee Limited		N/A	GBR	Zurich Financial Services (UKISA) Limited	99.00000
Zurich Finanz-Gesellschaft AG		N/A	CHE	Zurich Versicherungs-Gesellschaft AG	100.00000
Zurich General Insurance Company (China) Limited		N/A	CHN	Zurich Versicherungs-Gesellschaft AG	100.00000
Zurich General Insurance (Hong Kong) Limited		N/A	HKG	Zurich Insurance Company Ltd, Hong Kong Branch	100.00000
Zurich General Insurance Malaysia Berhad		N/A	MYS	Zürich Versicherungs-Gesellschaft AG	100.00000
Zurich General Partner (Scotland) Ltd		N/A	GBR	Allied Zurich Holdings Limited	100.00000
Zurich General Takaful Malaysia Berhad		N/A	MYS	Zurich Holdings Malaysia Berhad	100.00000
Zurich GL Servicios Mexico, S.A. de C.V.		N/A	MEX	Zurich Vida, Compañía de Seguros, S.A.	5.00000
Zurich GL Servicios Mexico, S.A. de C.V.		N/A	MEX	Zurich Compania de Seguros, S.A.	95.00000
Zurich Global Corporate UK Limited		N/A	GBR	Zurich Holdings (UK) Limited	100.00000
Zurich Global Investment Management Inc.	04-3729755	N/A	DE	Zurich Holding Company of America, Inc.	100.00000
Zurich Global, Ltd.	AA-3190947	N/A	BMU	Zurich Holding Company of America, Inc.	100.00000
Zurich Global Ventures MGA Solutions (SA)		N/A	BEL	Zürich Versicherungs-Gesellschaft AG	100.00000
Zurich Group Pension Services (UK) Ltd		N/A	GBR	Zurich Assurance Ltd	100.00000
Zurich GSG Limited		N/A	GBR	Zurich GSH Limited	100.00000
Zurich GSH Limited		N/A	GBR	Zurich Holdings (UK) Limited	100.00000
Zurich Holding Company of America, Inc.	36-3096373	N/A	DE	Zurich Versicherungs-Gesellschaft AG	100.00000
Zurich Holding Ireland Limited		N/A	IRL	Zurich Versicherungs-Gesellschaft AG	100.00000
Zurich Holdings (UK) Limited		N/A	GBR	Zurich Versicherungs-Gesellschaft AG	100.00000
Zurich Immobilien (Deutschland) AG & Co. KG		N/A	DEU	Zurich Immobilienreuhand (Deutschland) GmbH	0.00000
Zurich Immobilien Liegenschaftsverwaltungs-GesmbH		N/A	AUT	Zurich Versicherungs-Gesellschaft AG	100.00000
Zurich Immobilienreuhand (Deutschland) GmbH		N/A	DEU	Zurich Deutscher Herold Lebensversicherung Aktiengesellschaft	100.00000
Zurich Insurance Company (U.K.) Limited		N/A	GBR	Zurich Versicherungs-Gesellschaft AG	100.00000
Zurich Insurance Company Escritorio de Representacao no Bras		N/A	BRA	Zurich Versicherungs-Gesellschaft AG	100.00000
Zurich Insurance Company Ltd., Representative Office Buenos Aires		N/A	ARG	Zurich Versicherungs-Gesellschaft AG	100.00000
Zurich Insurance Group Ltd.		N/A	CHE	Board of Directors	
Zurich Insurance Holdings (Hong Kong) Limited		N/A	HKG	Zurich Versicherungs-Gesellschaft AG	100.00000
Zurich Insurance Malaysia Berhad		N/A	MYS	Zurich Versicherungs-Gesellschaft AG	100.00000
Zurich Insurance plc	AA-1780059	N/A	IRL	Zurich Beteiligungs-Aktiengesellschaft (Deutschland)	25.07428
Zurich Insurance plc	AA-1780059	N/A	IRL	Zurich Holding Ireland Limited	70.40509
Zurich Insurance plc	AA-1780059	N/A	IRL	Zurich Insurance Company Ltd - Rappresentanza Generale per I	4.52063
Zurich Insurance plc, Representative Office Buenos Aires		N/A	ARG	Zurich Insurance plc	100.00000
Zurich Intermediary Group Limited		N/A	GBR	Zurich Financial Services (UKISA) Limited	99.99900
Zurich Intermediary Group Limited		N/A	GBR	Zurich Financial Services (UKISA) Nominees Limited	0.00100
Zurich International (UK) Limited	AA-1120018	N/A	GBR	Zurich Holdings (UK) Limited	100.00000
Zurich International Life Limited		N/A	GBR	Zurich Versicherungs-Gesellschaft AG	100.00000

**SCHEDULE Y - INFORMATION CONCERNING ACTIVITIES OF INSURER
MEMBERS OF ZURICH INSURANCE GROUP
PART 1 - ORGANIZATIONAL CHART**

Company	FEIN	NAIC	Domiciled	Ownership	%
Zurich International Pensions Administration Limited		N/A	IMN	Zurich International Life Limited	100.00000
Zurich Invest AG		N/A	CHE	Zurich Versicherungs-Gesellschaft AG	100.00000
Zurich Invest ICAV		N/A	IRL	Zürich Versicherungs-Gesellschaft AG	50.00000
Zurich Invest ICAV		N/A	IRL	Zurich Invest AG	50.00000
Zurich Investment Management Limited		N/A	AUS	Zurich Australia Limited	100.00000
Zurich Investment Services Limited		N/A	BMU	Zurich Finance Company Ltd	100.00000
Zurich Investments Life S.p.A.		N/A	ITA	Zurich Insurance Company Ltd - Rappresentanza Generale per l	100.00000
Zurich Ireland Master Trustee Designated Activity Company		N/A	IRL	Zurich Life Assurance plc	100.00000
Zurich Italy S.p.A.		N/A	ITA	Zürich Versicherungs-Gesellschaft AG	100.00000
Zurich JVCompany Servicios Mexico, S.A. DE C.V.		N/A	MEX	Zurich Vida, Compania de Seguros, S.A.	99.99800
Zurich JVCompany Servicios Mexico, S.A. DE C.V.		N/A	MEX	Zurich Santander Seguros Mexico, S.A.	0.00200
Zurich Kunden Center GmbH		N/A	DEU	Zurich Beteiligungs-Aktiengesellschaft (Deutschland)	100.00000
Zurich Latin America Corporation	26-0530367	N/A	FL	Zurich Holding Company of America, Inc.	100.00000
Zurich Latin America Holding S.L. - Sociedad Unipersonal		N/A	ESP	Zurich Lebensversicherungs-Gesellschaft AG	100.00000
Zurich Latin American Services S.A.		N/A	ARG	Inversiones Suizo-Argentina S.A.	6.32000
Zurich Latin American Services S.A.		N/A	ARG	Zurich Versicherungs-Gesellschaft AG	93.68000
Zurich Lebensversicherungs-Gesellschaft AG		N/A	CHE	Zurich Versicherungs-Gesellschaft AG	100.00000
Zurich Legacy Solutions Services (UK) Limited		N/A	GBR	Zurich Versicherungs-Gesellschaft AG	100.00000
Zurich Life Assurance plc		N/A	IRL	Zurich Holding Ireland Limited	100.00000
Zurich Life Insurance (Hong Kong) Limited		N/A	HKG	Zürich Versicherungs-Gesellschaft AG	100.00000
Zurich Life Insurance Company Ltd., Representative office Buenos Aires		N/A	ARG	Zurich Lebensversicherungs-Gesellschaft AG	100.00000
Zurich Life Preparatory Japan Co. Ltd.		N/A	JPN	Zürich Lebensversicherungs-Gesellschaft AG	100.00000
Zurich LiveWell Services and Solutions AG		N/A	CHE	Zürich Versicherungs-Gesellschaft AG	100.00000
Zurich Management (Bermuda) Ltd		N/A	BMU	Zurich Versicherungs-Gesellschaft AG	100.00000
Zurich Management Services Limited		N/A	GBR	Zurich Holdings (UK) Limited	100.00000
Zurich Minas Brasil Seguros S.A.		N/A	BRA	Zurich Versicherungs-Gesellschaft AG	100.00000
Zurich Pension Trustees Ireland Limited		N/A	IRL	Zurich Insurance plc	50.00000
Zurich Pension Trustees Ireland Limited		N/A	IRL	Zurich Trustee Services Limited	50.00000
Zurich Pension Trustees Limited		N/A	GBR	Zurich Assurance Ltd	100.00000
Zurich Pensions Management Limited		N/A	GBR	Allied Dunbar Assurance plc	100.00000
Zurich Pensionskassen-Beratung AG		N/A	CHE	Zurich Lebensversicherungs-Gesellschaft AG	100.00000
Zurich Professional Limited		N/A	GBR	Zurich Holdings (UK) Limited	100.00000
Zurich Project Finance (UK) Limited		N/A	GBR	Zürich Versicherungs-Gesellschaft AG	100.00000
Zurich Properties Pty Limited		N/A	AUS	Zurich Australia Limited	40.00056
Zurich Properties Pty Limited		N/A	AUS	Zurich Australian Insurance Limited	59.99944
Zurich Property Services Malaysia Sdn Bhd		N/A	MYS	Zurich Versicherungs-Gesellschaft AG	100.00000
Zurich Realty, Inc.	30-0165071	N/A	MD	Zurich Holding Company of America, Inc.	100.00000
Zurich Rechtsschutz-Schadenservice GmbH		N/A	DEU	Zurich Beteiligungs-Aktiengesellschaft (Deutschland)	100.00000
Zurich Resseguradora Brasil S.A.		N/A	BRA	Zurich Versicherungs-Gesellschaft AG	0.00100
Zurich Resseguradora Brasil S.A.		N/A	BRA	Zurich Lebensversicherungs-Gesellschaft AG	99.99900
Zurich Risk Management Services (India) Private Limited		N/A	IND	Zurich International (Bermuda) Ltd.	1.00000
Zurich Risk Management Services (India) Private Limited		N/A	IND	Zurich Versicherungs-Gesellschaft AG	99.00000
Zurich Ruckversicherungs-Gesellschaft AG		N/A	CHE	Zurich Versicherungs-Gesellschaft AG	100.00000
Zurich Sander Vermögensverwaltungs AG (Deutschland)		N/A	DEU	Deutscher Herold Aktiengesellschaft	32.46000
Zurich Sander Vermögensverwaltungs AG (Deutschland)		N/A	DEU	Zürich Beteiligungs-Aktiengesellschaft (Deutschland)	67.54000
Zurich Santander Brasil Odonto LTDA.		N/A	BRA	Zurich Santander Brasil Seguros e Previdência S.A.	99.00000
Zurich Santander Brasil Odonto LTDA.		N/A	BRA	Zurich Santander Brasil Seguros S.A.	1.00000
Zurich Santander Brasil Seguros e Previdência S.A.		N/A	BRA	Zurich Latin America Holding S.L. - Sociedad Unipersonal	0.22007
Zurich Santander Brasil Seguros e Previdência S.A.		N/A	BRA	Zurich Santander Holding (Spain), S.L.	99.56848
Zurich Santander Brasil Seguros S.A.		N/A	BRA	Zurich Santander Brasil Seguros e Previdência S.A.	100.00000
Zurich Santander Holding (Spain), S.L.		N/A	ESP	Zurich Santander Insurance America, S.L.	100.00000
Zurich Santander Holding Dos (Spain), S.L.		N/A	ESP	Zurich Santander Insurance America, S.L.	100.00000
Zurich Santander Insurance America, S.L.		N/A	ESP	Zurich Latin America Holding S.L. - Sociedad Unipersonal	51.00000
Zurich Santander Seguros Argentina S.A.		N/A	ARG	Zurich Santander Insurance America, S.L.	4.00000
Zurich Santander Seguros Argentina S.A.		N/A	ARG	Inversiones ZS America SpA	96.00000
Zurich Santander Seguros de Vida Chile S.A.		N/A	CHL	Inversiones ZS America Dos Limitada	99.78173
Zurich Santander Seguros de Vida Chile S.A.		N/A	CHL	Inversiones ZS America SpA	0.21827
Zurich Santander Seguros Generales Chile S.A.		N/A	CHL	Inversiones ZS America Dos Limitada	99.50540
Zurich Santander Seguros Generales Chile S.A.		N/A	CHL	Inversiones ZS America SpA	0.49460
Zurich Santander Seguros Mexico, S.A.		N/A	MEX	Inversiones ZS America SpA	0.00053
Zurich Santander Seguros Mexico, S.A.		N/A	MEX	Zurich Santander Insurance America, S.L.	99.99947
Zurich Schweiz Services AG		N/A	CHE	Zürich Versicherungs-Gesellschaft AG	100.00000
Zurich Seguros Ecuador, S.A.		N/A	ECU	Zürich Versicherungs-Gesellschaft AG	100.00000
Zurich Service GmbH		N/A	DEU	Zurich Versicherungs-Aktiengesellschaft	100.00000
Zurich Services (Australia) Pty Limited		N/A	AUS	Zurich Financial Services Australia Limited	100.00000
Zurich Services (Hong Kong) Limited		N/A	HKG	Zürich Versicherungs-Gesellschaft AG	99.99714
Zurich Services (Hong Kong) Limited		N/A	HKG	Zurich Insurance Holdings (Hong Kong) Limited	0.00286
Zurich Services A.I.E.		N/A	ESP	AIDE Asistencia Seguros y Reaseguros, S.A. - Sociedad Uniper	0.00100
Zurich Services A.I.E.		N/A	ESP	Bansabadell Pensiones, E.G.F.P., S.A.	0.00100
Zurich Services A.I.E.		N/A	ESP	Bansabadell Seguros Generales, S.A. de Seguros y Reaseguros	0.00100
Zurich Services A.I.E.		N/A	ESP	Bansabadell Vida S.A. de Seguros y Reaseguros	0.00100
Zurich Services A.I.E.		N/A	ESP	Zurich Insurance plc, Sucursal en Espana	97.18000
Zurich Services A.I.E.		N/A	ESP	Zurich Vida, Compania de Seguros y Reaseguros, S.A. - Societ	2.81600
Zurich Services Company (Pty) Ltd		N/A	AUS	Zürich Versicherungs-Gesellschaft AG	100.00000
Zurich Services US. LLC	35-2546417	N/A	DE	Farmers Group, Inc.	50.00000
Zurich Services US. LLC	35-2546417	N/A	DE	Zurich Holding Company of America, Inc.	50.00000
Zurich Servicios de Mexico, S.A. de C.V.		N/A	MEX	Zurich Vida, Compania de Seguros, S.A.	90.00000
Zurich Servicios de Mexico, S.A. de C.V.		N/A	MEX	Zurich, Compania de Seguros, S.A.	10.00000
ZURICH SERVICIOS DIRECTO ESPAÑA, S.L.		N/A	ESP	Zurich Insurance Mobile Solutions AG	100.00000
Zurich Servicios y Soporte México, S.A. de C.V.		N/A	MEX	Zürich Versicherungs-Gesellschaft AG	0.02000
Zurich Servicios y Soporte México, S.A. de C.V.		N/A	MEX	Zürich Lebensversicherungs-Gesellschaft AG	99.98000
Zurich Shared Services S.A.		N/A	CHL	Inversiones Suizo Chilena S.A.	99.98667
Zurich Shared Services S.A.		N/A	CHL	Zurich Investments Chile S.A.	0.01333
Zurich Sigorta A.S.		N/A	TUR	Zurich Versicherungs-Gesellschaft AG	100.00000
Zurich Small Amount and Short Term Insurance Ltd		N/A	JPN	Zürich Versicherungs-Gesellschaft AG	100.00000
Zurich South America Invest AB		N/A	SWE	Zurich Versicherungs-Gesellschaft AG	100.00000
Zurich Specialties London Limited		N/A	GBR	Zurich Holdings (UK) Limited	100.00000
Zurich Structured Finance, Inc.		N/A	DE	Zurich Finance Company Ltd	100.00000
Zurich Takaful Malaysia Berhad (ZTMB)		N/A	MYS	Zurich Versicherungs-Gesellschaft AG	100.00000
Zurich Technical and Consulting Services (Beijing) Co. Ltd.		N/A	CHN	Zurich Insurance Holdings (Hong Kong) Limited	100.00000
Zurich Technical Development (China) Limited		N/A	CHN	Zurich Insurance Holdings (Hong Kong) Limited	100.00000
Zurich Technology Malaysia Sdn Bhd		N/A	MYS	Zurich Technology Services Malaysia Sdn Bhd	100.00000
Zurich Technology Services Malaysia Sdn Bhd		N/A	MYS	Zurich Versicherungs-Gesellschaft AG	100.00000
Zurich Transitional Services Limited		N/A	GBR	Zurich Holdings (UK) Limited	100.00000
Zurich Travel Solutions Pty Limited		N/A	AUS	Zürich Versicherungs-Gesellschaft AG	100.00000
Zurich Treasury Services Limited		N/A	IRL	Zurich Financial Services EUB Holdings Limited	100.00000

**SCHEDULE Y - INFORMATION CONCERNING ACTIVITIES OF INSURER
MEMBERS OF ZURICH INSURANCE GROUP
PART 1 - ORGANIZATIONAL CHART**

Company	FEIN	NAIC	Domiciled	Ownership	%
Zurich Trustee Services Limited		N/A	IRL	Zurich Life Assurance plc	100.00000
Zurich UK General Employee Services Limited		N/A	GBR	Zurich UK General Services Limited	100.00000
Zurich UK General Services Limited		N/A	GBR	Zurich Holdings (UK) Limited	100.00000
Zurich Versicherungs-Aktiengesellschaft	AA-1220080	N/A	AUT	Zurich Versicherungs-Gesellschaft AG	99.98125
Zurich Versicherungs-Gesellschaft AG	AA-1460190	N/A	CHE	Zurich Insurance Group Ltd.	100.00000
Zurich Vida e Previdencia S.A.		N/A	BRA	Zurich Minas Brasil Seguros S.A.	100.00000
Zurich Vida, Compañía de Seguros y Reaseguros, S.A. - Socied	AA-1840022	N/A	ESP	Zurich Lebensversicherungs-Gesellschaft AG	100.00000
Zurich Vida, Compañía de Seguros, S.A.	AA-2734111	N/A	MEX	Zurich Versicherungs-Gesellschaft AG	100.00000
Zurich Vorsorge-Beratungs und Vertriebs GmbH (Deutschland)		N/A	DEU	Zürich Beteiligungs-Aktiengesellschaft (Deutschland)	100.00000
Zurich Whiteley Investment Trust Limited		N/A	GBR	Zurich Insurance plc	100.00000
Zurich Whiteley Trust Limited		N/A	GBR	Zurich Whiteley Investment Trust Limited	100.00000
Zurich Workplace Solutions (Middle East) Limited		N/A	UAE	Zurich International Life Limited	100.00000

Note 1: Farmers Insurance Exchange, formed and organized pursuant to California Insurance Code Section 1280, et seq., is owned by its policyholders. Its attorney-in-fact, Farmers Group, Inc., dba Farmers Underwriters Association, which is a subsidiary of Zurich Insurance Group Ltd. (See also Schedule Y, Part 1A)

Note 2: Farmers Texas County Mutual Insurance Company, formed and organized pursuant to Chapter 912 of the Texas Insurance Code, is managed by Farmers Group, Inc., dba Farmers Underwriters Association

Note 3: Fire Insurance Exchange, formed and organized pursuant to California Insurance Code Section 1280, et seq., is owned by its policyholders. Its attorney-in-fact, Fire Underwriters Association, which is a subsidiary of Zurich Insurance Group Ltd. (See also Schedule Y, Part 1A)

Note 4: Foremost County Mutual Insurance Company is a Texas County mutual insurance company managed by Foremost Insurance Company Grand Rapids, Michigan

Note 5: Foremost Lloyds of Texas is a Texas company managed by Foremost Insurance Company Grand Rapids, Michigan.

Note 6: Truck Insurance Exchange, formed and organized pursuant to California Insurance Code Section 1280, et seq., is owned by its policyholders. Its attorney-in-fact, Truck Underwriters Association, which is a subsidiary of Zurich Insurance Group Ltd. (See also Schedule Y, Part 1A)

Note 7: Zurich Insurance Plc operates branches in the following countries: Italy (AA-1364106), Portugal (AA-1820001), Spain (AA-1840150), and United Kingdom (AA-1780059).

Note 8: Zurich Versicherungs-Aktiengesellschaft operates a branch in Germany (AA-1340017)

Note 9: Zurich Versicherungs-Gesellschaft AG also known as Zurich Insurance Company, Ltd operates branches in the following countries: Bermuda (AA-3190825), Canada (AA-1560999), Hong Kong (AA-5324112), Ireland (AA-1780042), Japan (AA-1584115), and Singapore (AA-5760036). It also operates a management entity Alpina International (AA-1460010) in Switzerland.

Note 10: Farmers Lloyds Insurance Company of Texas is a Texas company managed by Farmers Lloyds, Inc.

STATEMENT AS OF MARCH 31, 2023 OF THE FARMERS GROUP PROPERTY AND CASUALTY INSURANCE COMPANY

SCHEDULE Y
PART 1A - DETAIL OF INSURANCE HOLDING COMPANY SYSTEM

1	2	3	4	5	6	7	8	9	10	11	12	13	14	15	16
Group Code	Group Name	NAIC Company Code	ID Number	Federal RSSD	CIK	Name of Securities Exchange if Publicly Traded (U.S. or International)	Names of Parent, Subsidiaries Or Affiliates	Domiciliary Location	Relationship to Reporting Entity	Directly Controlled by (Name of Entity/Person)	Type of Control (Ownership, Board, Management, Attorney-in-Fact, Influence, Other)	If Control is Ownership Provide Percentage	Ultimate Controlling Entity(ies)/Person(s)	Is an SCA Filing Required? (Yes/No)	*
		00000	83-0877980				10433 Ella Blvd, LLC	DE	NIA	Mid-Century Insurance Company	Ownership	100.000	Farmers Insurance Exchange		
		00000	82-3606914				11930 Narcoossee Road, LLC	DE	NIA	Mid-Century Insurance Company	Ownership	100.000	Farmers Insurance Exchange		
.0069	Farmers Insurance Group	00000	86-3957205				12225 NE 60th Way, LLC	DE	IA	Truck Insurance Exchange	Ownership	100.000	Farmers Insurance Exchange		
		00000	84-2794277				14001 Rosencrans Avenue, LLC	DE	NIA	Farmers Insurance Exchange	Ownership	1.000	Farmers Insurance Exchange		
		00000	81-4674724				145 Great Road, LLC	CA	NIA	Mid-Century Insurance Company	Ownership	100.000	Farmers Insurance Exchange		
		00000	47-3820947				17885 Von Karman, LLC	CA	NIA	Farmers Insurance Exchange	Ownership	100.000	Farmers Insurance Exchange		
		00000	82-2860816				201 Railroad Ave, LLC	DE	NIA	Farmers Insurance Exchange	Ownership	100.000	Farmers Insurance Exchange		
							21st Century North America Insurance Company								
.0069	Farmers Insurance Group	25232	22-3398993				21st Century Advantage Insurance Company	MN	IA	Company	Ownership	100.000	Farmers Insurance Exchange		
.0069	Farmers Insurance Group	36404	95-4136306				21st Century Casualty Company	CA	IA	21st Century Insurance Group	Ownership	100.000	Farmers Insurance Exchange		
.0069	Farmers Insurance Group	34789	23-2044095				21st Century Centennial Insurance Company	PA	IA	Mid-Century Insurance Company	Ownership	100.000	Farmers Insurance Exchange		
							21st Century Insurance and Financial Services, Inc.	DE	NIA	Mid-Century Insurance Company	Ownership	100.000	Farmers Insurance Exchange		
.0069	Farmers Insurance Group	00000	51-0283170				21st Century Insurance Company	CA	IA	21st Century Insurance Group	Ownership	100.000	Farmers Insurance Exchange		
		12963	95-2565072				21st Century Insurance Group	DE	NIA	Mid-Century Insurance Company	Ownership	100.000	Farmers Insurance Exchange		
		00000	95-1935264				21st Century North America Insurance Company								
.0069	Farmers Insurance Group	32220	13-3333609					NY	IA	Mid-Century Insurance Company	Ownership	100.000	Farmers Insurance Exchange		
							21st Century North America Insurance Company								
.0069	Farmers Insurance Group	10710	13-3922232				21st Century Pinnacle Insurance Company	NJ	IA	Company	Ownership	100.000	Farmers Insurance Exchange		
.0069	Farmers Insurance Group	20796	22-1721971				21st Century Premier Insurance Company	PA	IA	21st Century Centennial Insurance Company	Ownership	100.000	Farmers Insurance Exchange		
		00000	92-1475501				2475 Mill Center Parkway, LLC	DE	DS	Farmers Insurance Exchange	Ownership	100.000	Farmers Insurance Exchange	NO	
		00000	82-2666461				2501 East Valley Road, LLC	DE	NIA	Fire Insurance Exchange	Ownership	100.000	Fire Insurance Exchange		
		00000	92-1508649				280 Riverside Parkway, LLC	DE	DS	Farmers Insurance Exchange	Ownership	100.000	Farmers Insurance Exchange	NO	
		00000	88-4349711				3049 East Washburn Road, LLC	DE	DS	Farmers Insurance Exchange	Ownership	100.000	Farmers Insurance Exchange	NO	
		00000	92-1207495				3195 East Washburn Road, LLC	DE	DS	Farmers Insurance Exchange	Ownership	100.000	Farmers Insurance Exchange	NO	
		00000	81-0741455				384 Santa Trinita Ave, LLC	DE	NIA	Fire Insurance Exchange	Ownership	100.000	Farmers Insurance Exchange		
		00000	81-2487862				3900 Indian Avenue, LLC	DE	NIA	Farmers Insurance Exchange	Ownership	100.000	Farmers Insurance Exchange		
		00000	92-1554532				4345 Hamilton Mill Road, LLC	DE	DS	Farmers Insurance Exchange	Ownership	100.000	Farmers Insurance Exchange	NO	
		00000	81-4365602				460 Gibraltar Drive, LLC	DE	NIA	Truck Insurance Exchange	Ownership	100.000	Farmers Insurance Exchange		
		00000	92-1590378				475 Riverside Parkway, LLC	DE	DS	Mid-Century Insurance Company	Ownership	100.000	Farmers Insurance Exchange	NO	
		00000	47-2591947				5401 Wiles Road LLC	FL	NIA	Mid-Century Insurance Company	Ownership	100.000	Farmers Insurance Exchange		
		00000	81-1746692				600 Riverside Parkway, LLC	DE	NIA	Farmers Insurance Exchange	Ownership	100.000	Farmers Insurance Exchange		
		00000	82-4386531				6671-6675 North Macarthur Blvd, LLC	DE	NIA	Mid-Century Insurance Company	Ownership	100.000	Farmers Insurance Exchange		
.0069	Farmers Insurance Group	10245	86-0812982				American Federation Insurance Company	TX	IA	21st Century Insurance Group	Ownership	100.000	Farmers Insurance Exchange		
.0069	Farmers Insurance Group	10805	13-3953213				American Pacific Insurance Company, Inc.	HI	IA	Farmers Insurance Hawaii, Inc.	Ownership	100.000	Farmers Insurance Exchange		
.0069	Farmers Insurance Group	11034	34-1893500				Bristol West Casualty Insurance Company	OH	IA	Coast National Insurance Company	Ownership	100.000	Farmers Insurance Exchange		
		00000	13-3994449				Bristol West Holdings, Inc.	DE	NIA	Farmers Insurance Exchange	Ownership	42.000	Farmers Insurance Exchange		
		00000	13-3994449				Bristol West Holdings, Inc.	DE	NIA	Fire Insurance Exchange	Ownership	3.750	Farmers Insurance Exchange		
		00000	13-3994449				Bristol West Holdings, Inc.	DE	NIA	Truck Insurance Exchange	Ownership	6.750	Farmers Insurance Exchange		
		00000	13-3994449				Bristol West Holdings, Inc.	DE	NIA	Mid-Century Insurance Company	Ownership	47.500	Farmers Insurance Exchange		
.0069	Farmers Insurance Group	19658	38-1865162				Bristol West Insurance Company	OH	IA	Coast National Insurance Company	Ownership	100.000	Farmers Insurance Exchange		
							Bristol West Insurance Services of California, Inc.	CA	NIA	Bristol West Holdings, Inc.	Ownership	100.000	Farmers Insurance Exchange		
							Bristol West Insurance Services, Inc. of Florida	FL	NIA	Bristol West Holdings, Inc.	Ownership	100.000	Farmers Insurance Exchange		
.0069	Farmers Insurance Group	12774	86-1174452				Bristol West Preferred Insurance Company	MI	IA	Bristol West Holdings, Inc.	Ownership	100.000	Farmers Insurance Exchange		
		00000	85-0919338				BWIS of Nevada, Inc.	NV	NIA	Bristol West Holdings, Inc.	Ownership	100.000	Farmers Insurance Exchange		
.0069	Farmers Insurance Group	10315	95-4528269				Civic Property and Casualty Company	CA	IA	Fire Insurance Exchange	Ownership	80.000	Fire Insurance Exchange		
.0069	Farmers Insurance Group	10315	95-4528269				Civic Property and Casualty Company	CA	IA	Truck Insurance Exchange	Ownership	20.000	Fire Insurance Exchange		
		00000	76-0543593				Coast National General Agency, Inc.	TX	NIA	Bristol West Holdings, Inc.	Ownership	100.000	Farmers Insurance Exchange		

STATEMENT AS OF MARCH 31, 2023 OF THE FARMERS GROUP PROPERTY AND CASUALTY INSURANCE COMPANY

SCHEDULE Y
PART 1A - DETAIL OF INSURANCE HOLDING COMPANY SYSTEM

1	2	3	4	5	6	7	8	9	10	11	12	13	14	15	16
Group Code	Group Name	NAIC Company Code	ID Number	Federal RSSD	CIK	Name of Securities Exchange if Publicly Traded (U.S. or International)	Names of Parent, Subsidiaries Or Affiliates	Domi-ciliary Location	Relation-ship to Reporting Entity	Directly Controlled by (Name of Entity/Person)	Type of Control (Ownership, Board, Management, Attorney-in-Fact, Influence, Other)	If Control is Ownership Provide Percentage	Ultimate Controlling Entity(ies)/Person(s)	Is an SCA Filing Re-quired? (Yes/No)	*
0069	Farmers Insurance Group	00000 25089	33-0246699 33-0246701				Coast National Holding Company Coast National Insurance Company	CA CA	NIA IA	Bristol West Holdings, Inc. Coast National Holding Company	Ownership Ownership	100.000 100.000	Farmers Insurance Exchange Farmers Insurance Exchange		
0069	Farmers Insurance Group	22926	36-1022580				Economy Fire & Casualty Company	IL	IA	Farmers Property and Casualty Insurance Company	Ownership	100.000	Farmers Insurance Exchange		
0069	Farmers Insurance Group	38067	36-3027848				Economy Preferred Insurance Company	IL	IA	Economy Fire & Casualty Company	Ownership	100.000	Farmers Insurance Exchange		
0069	Farmers Insurance Group	40649	36-3105737				Economy Premier Assurance Company	IL	IA	Economy Fire & Casualty Company	Ownership	100.000	Farmers Insurance Exchange		
0069	Farmers Insurance Group	10318	95-4528266				Exact Property and Casualty Company	CA	IA	Fire Insurance Exchange	Ownership	80.000	Fire Insurance Exchange		
0069	Farmers Insurance Group	10318	95-4528266				Exact Property and Casualty Company	CA	IA	Truck Insurance Exchange	Ownership	20.000	Fire Insurance Exchange		
0069	Farmers Insurance Group	40169	05-0393243				Farmers Casualty Insurance Company	RI	IA	Farmers Property and Casualty Insurance Company	Ownership	100.000	Farmers Insurance Exchange		
0069	Farmers Insurance Group	25321	23-1903575				Farmers Direct Property and Casualty Insurance Company	RI	IA	Farmers Property and Casualty Insurance Company	Ownership	100.000	Farmers Insurance Exchange		
0069	Farmers Insurance Group	00000	77-0530616				Farmers Financial Solutions, LLC	NV	NIA	FFS Holding, LLC	Ownership	100.000	Farmers Insurance Exchange		
0069	Farmers Insurance Group	00000	95-3003951				Farmers General Insurance Agency, Inc.	RI	NIA	Farmers Property and Casualty Insurance Company	Ownership	100.000	Farmers Insurance Exchange		
0069	Farmers Insurance Group	34339	13-2915260				Farmers Group Property and Casualty Insurance Company	RI	RE	Farmers Property and Casualty Insurance Company	Ownership	100.000	Farmers Insurance Exchange		
0069	Farmers Insurance Group	21598	95-2626387				Farmers Insurance Company of Arizona	AZ	IA	Farmers Insurance Exchange	Ownership	70.000	Farmers Insurance Exchange		
0069	Farmers Insurance Group	21598	95-2626387				Farmers Insurance Company of Arizona	AZ	IA	Truck Insurance Exchange	Ownership	20.000	Farmers Insurance Exchange		
0069	Farmers Insurance Group	21598	95-2626387				Farmers Insurance Company of Arizona	AZ	IA	Fire Insurance Exchange	Ownership	10.000	Farmers Insurance Exchange		
0069	Farmers Insurance Group	21601	95-2626385				Farmers Insurance Company of Idaho	ID	IA	Farmers Insurance Exchange	Ownership	80.000	Farmers Insurance Exchange		
0069	Farmers Insurance Group	21601	95-2626385				Farmers Insurance Company of Idaho	ID	IA	Fire Insurance Exchange	Ownership	6.700	Farmers Insurance Exchange		
0069	Farmers Insurance Group	21601	95-2626385				Farmers Insurance Company of Idaho	ID	IA	Truck Insurance Exchange	Ownership	13.300	Farmers Insurance Exchange		
0069	Farmers Insurance Group	21636	95-2655893				Farmers Insurance Company of Oregon	OR	IA	Farmers Insurance Exchange	Ownership	80.000	Farmers Insurance Exchange		
0069	Farmers Insurance Group	21636	95-2655893				Farmers Insurance Company of Oregon	OR	IA	Truck Insurance Exchange	Ownership	20.000	Farmers Insurance Exchange		
0069	Farmers Insurance Group	21644	95-2655894				Farmers Insurance Company of Washington	WA	IA	Fire Insurance Exchange	Ownership	80.000	Fire Insurance Exchange		
0069	Farmers Insurance Group	21644	95-2655894				Farmers Insurance Company of Washington	WA	IA	Truck Insurance Exchange	Ownership	20.000	Fire Insurance Exchange		
0069	Farmers Insurance Group	21628	48-0609012				Farmers Insurance Company, Inc.	KS	IA	Farmers Insurance Exchange	Ownership	90.000	Farmers Insurance Exchange		
0069	Farmers Insurance Group	21628	48-0609012				Farmers Insurance Company, Inc.	KS	IA	Fire Insurance Exchange	Ownership	10.000	Farmers Insurance Exchange		
0069	Farmers Insurance Group	21652	95-2575893				Farmers Insurance Exchange	CA	UIP	See Note 1	Other				
0069	Farmers Insurance Group	28487	22-2640040				Farmers Insurance Hawaii, Inc.	HI	IA	Mid-Century Insurance Company	Ownership	100.000	Farmers Insurance Exchange		
0069	Farmers Insurance Group	36889	31-0956373				Farmers Insurance of Columbus, Inc.	OH	IA	Farmers Insurance Exchange	Ownership	100.000	Farmers Insurance Exchange		
0069	Farmers Insurance Group	00000	05-0476998				Farmers Lloyds, Inc.	TX	NIA	Farmers Property and Casualty Insurance Company	Ownership	100.000	Farmers Insurance Exchange		
0069	Farmers Insurance Group	13938	75-2483187				Farmers Lloyds Insurance Company of Texas	TX	IA	See Note 12	Attorney In Fact		Farmers Insurance Exchange		
0069	Farmers Insurance Group	10806	36-4165395				Farmers New Century Insurance Company	IL	IA	Illinois Farmers Insurance Company	Ownership	100.000	Farmers Insurance Exchange		
0069	Farmers Insurance Group	26298	13-2725441				Farmers Property and Casualty Insurance Company	RI	UDP	Farmers Insurance Exchange	Ownership	80.000	Farmers Insurance Exchange		
0069	Farmers Insurance Group	26298	13-2725441				Farmers Property and Casualty Insurance Company	RI	UDP	Truck Insurance Exchange	Ownership	10.000	Farmers Insurance Exchange		
0069	Farmers Insurance Group	26298	13-2725441				Farmers Property and Casualty Insurance Company	RI	UDP	Fire Insurance Exchange	Ownership	10.000	Farmers Insurance Exchange		
0069	Farmers Insurance Group	00000	95-6048990				Farmers Services Insurance Agency	CA	NIA	Truck Insurance Exchange	Ownership	100.000	Truck Insurance Exchange		
0069	Farmers Insurance Group	43699	59-2326047				Farmers Specialty Insurance Company	MI	IA	Foremost Insurance Company Grand Rapids, Michigan	Ownership	100.000	Farmers Insurance Exchange		
0069	Farmers Insurance Group	24392	74-1067657				Farmers Texas County Mutual Insurance Company	TX	IA	See Note 2	Management		Farmers Insurance Exchange		
0069	Farmers Insurance Group	00000	27-0342907				FCOA, LLC	DE	NIA	Michigan	Ownership	100.000	Farmers Insurance Exchange		
0069	Farmers Insurance Group	00000	77-0530617				FFS Holding, LLC	NV	NIA	Mid-Century Insurance Company	Ownership	100.000	Farmers Insurance Exchange		
0069	Farmers Insurance Group	21660	95-6235715				Fire Insurance Exchange	CA	IA	See Note 3	Other				

STATEMENT AS OF MARCH 31, 2023 OF THE FARMERS GROUP PROPERTY AND CASUALTY INSURANCE COMPANY

SCHEDULE Y
PART 1A - DETAIL OF INSURANCE HOLDING COMPANY SYSTEM

1	2	3	4	5	6	7	8	9	10	11	12	13	14	15	16
Group Code	Group Name	NAIC Company Code	ID Number	Federal RSSD	CIK	Name of Securities Exchange if Publicly Traded (U.S. or International)	Names of Parent, Subsidiaries Or Affiliates	Domi-ciliary Location	Relation-ship to Reporting Entity	Directly Controlled by (Name of Entity/Person)	Type of Control (Ownership, Board, Management, Attorney-in-Fact, Influence, Other)	If Control is Ownership Provide Percentage	Ultimate Controlling Entity(ies)/Person(s)	Is an SCA Filing Re-quired? (Yes/No)	*
.0069	Farmers Insurance Group	29254	38-1721730				Foremost County Mutual Insurance Company	TX	IA	See Note 4	Management		Farmers Insurance Exchange		
		00000	38-2505922				Foremost Express Insurance Agency, Inc.	MI	NIA	FOCA, LLC	Ownership	100.000	Farmers Insurance Exchange		
.0069	Farmers Insurance Group	11185	38-1407533				Foremost Insurance Company Grand Rapids, Michigan	MI	IA	Farmers Insurance Exchange	Ownership	80.000	Farmers Insurance Exchange		
.0069	Farmers Insurance Group	11185	38-1407533				Foremost Insurance Company Grand Rapids, Michigan	MI	IA	Fire Insurance Exchange	Ownership	10.000	Farmers Insurance Exchange		
.0069	Farmers Insurance Group	11185	38-1407533				Foremost Insurance Company Grand Rapids, Michigan	MI	IA	Truck Insurance Exchange	Ownership	10.000	Farmers Insurance Exchange		
.0069	Farmers Insurance Group	41688	75-1779175				Foremost Lloyds of Texas	TX	IA	See Note 5	Management		Farmers Insurance Exchange		
.0069	Farmers Insurance Group	11800	35-1604635				Foremost Property and Casualty Insurance Company	MI	IA	Foremost Insurance Company Grand Rapids, Michigan	Ownership	100.000	Farmers Insurance Exchange		
.0069	Farmers Insurance Group	41513	38-2430150				Foremost Signature Insurance Company	MI	IA	Michigan	Ownership	100.000	Farmers Insurance Exchange		
		00000	65-1142050				GP, LLC	DE	NIA	Bristol West Holdings, Inc.	Ownership	100.000	Farmers Insurance Exchange		
		00000	99-0083322				Hawaii Insurance Consultants, Ltd.	HI	NIA	Mid-Century Insurance Company	Ownership	100.000	Farmers Insurance Exchange		
.0069	Farmers Insurance Group	21679	36-2661515				Illinois Farmers Insurance Company	IL	IA	Farmers Insurance Exchange	Ownership	100.000	Farmers Insurance Exchange		
		00000	65-0881673				Insurance Data Systems, G.P.	FL	NIA	Bristol West Holdings, Inc.	Ownership	99.900	Farmers Insurance Exchange		
		00000	65-0881673				Insurance Data Systems, G.P.	FL	NIA	GP, LLC	Ownership	0.100	Farmers Insurance Exchange		
		00000	38-236672				Kraft Lake Insurance Agency, Inc.	MI	NIA	FOCA, LLC	Ownership	100.000	Farmers Insurance Exchange		
		00000	85-2377860				MC Maple Tree, LLC	DE	NIA	Mid-Century Insurance Company	Ownership	1.000	Farmers Insurance Exchange		
.0069	Farmers Insurance Group	21687	95-6016640				Mid-Century Insurance Company	CA	IA	Farmers Insurance Exchange	Ownership	80.000	Farmers Insurance Exchange		
.0069	Farmers Insurance Group	21687	95-6016640				Mid-Century Insurance Company	CA	IA	Fire Insurance Exchange	Ownership	10.000	Farmers Insurance Exchange		
.0069	Farmers Insurance Group	21687	95-6016640				Mid-Century Insurance Company	CA	IA	Truck Insurance Exchange	Ownership	10.000	Farmers Insurance Exchange		
.0069	Farmers Insurance Group	28673	74-2448744				Mid-Century Insurance Company of Texas	TX	IA	Farmers Insurance Exchange	Ownership	100.000	Farmers Insurance Exchange		
.0069	Farmers Insurance Group	10317	95-4528264				Neighborhood Spirit Property and Casualty Company	CA	IA	Fire Insurance Exchange	Ownership	80.000	Fire Insurance Exchange		
.0069	Farmers Insurance Group	10317	95-4528264				Neighborhood Spirit Property and Casualty Company	CA	IA	Truck Insurance Exchange	Ownership	20.000	Fire Insurance Exchange		
.0069	Farmers Insurance Group	33120	65-0109120				Security National Insurance Company	FL	IA	Bristol West Holdings, Inc.	Ownership	100.000	Farmers Insurance Exchange		
.0069	Farmers Insurance Group	21695	94-1663548				Texas Farmers Insurance Company	TX	IA	Farmers Insurance Exchange	Ownership	86.280	Farmers Insurance Exchange		
.0069	Farmers Insurance Group	21695	94-1663548				Texas Farmers Insurance Company	TX	IA	Mid Century Insurance Company	Ownership	13.720	Farmers Insurance Exchange		
.0069	Farmers Insurance Group	44245	13-3551577				Toggle Insurance Company	DE	IA	Mid-Century Insurance Company	Ownership	100.000	Farmers Insurance Exchange		
		00000	83-3256280				Toggle Services, LLC	DE	NIA	Toggle Insurance Company	Ownership	100.000	Farmers Insurance Exchange		
.0069	Farmers Insurance Group	21709	95-2575892				Truck Insurance Exchange	CA	IA	See Note 6	Other				
		00000	74-1593853				Western Star Insurance Services, Inc.	TX	NIA	FOCA, LLC	Ownership	100.000	Farmers Insurance Exchange		
	***THE FOLLOWING ARE ZURICH INSURANCE GROUP ENTITIES WITHIN NAIC GROUP CODE 0212 AND ARE NOT INCLUDED IN FARMERS INSURANCE GROUP WITHIN NAIC GROUP CODE 0069						***			***			***		
		00000	88-2246655				3PF Holdings, LLC	DE	OTH	ZSF/Dallas Tower LLC	Ownership	63.770	Zurich Insurance Group Ltd.		11
		00000					Access Franchise Management Limited	GBR	OTH	Zurich Assurance Ltd	Ownership	100.000	Zurich Insurance Group Ltd.		11
		00000					ACN 000 141 051 Ltd.	AUS	OTH	Limited	Ownership	100.000	Zurich Insurance Group Ltd.		11
		00000					Afterland Limited	GBR	OTH	Zurich Assurance Ltd	Ownership	100.000	Zurich Insurance Group Ltd.		11
		00000					AG Haus der Wirtschaft	CHE	OTH	Zurich Versicherungs-Gesellschaft AG	Ownership	8.163	Zurich Insurance Group Ltd.		11
		00000					Allied Dunbar Assurance plc	GBR	OTH	Limited	Ownership	100.000	Zurich Insurance Group Ltd.		11
		00000					Allied Dunbar Financial Services Limited	GBR	OTH	Allied Dunbar Assurance plc	Ownership	100.000	Zurich Insurance Group Ltd.		11

STATEMENT AS OF MARCH 31, 2023 OF THE FARMERS GROUP PROPERTY AND CASUALTY INSURANCE COMPANY

SCHEDULE Y
PART 1A - DETAIL OF INSURANCE HOLDING COMPANY SYSTEM

1	2	3	4	5	6	7	8	9	10	11	12	13	14	15	16
Group Code	Group Name	NAIC Company Code	ID Number	Federal RSSD	CIK	Name of Securities Exchange if Publicly Traded (U.S. or International)	Names of Parent, Subsidiaries Or Affiliates	Domi-ciliary Location	Relation-ship to Reporting Entity	Directly Controlled by (Name of Entity/Person)	Type of Control (Ownership, Board, Management, Attorney-in-Fact, Influence, Other)	If Control is Ownership Provide Percentage	Ultimate Controlling Entity(ies)/Person(s)	Is an SCA Filing Re-quired? (Yes/No)	*
		00000					Allied Dunbar Provident plc	.GBR	OTH	Allied Dunbar Assurance plc	Ownership	100.000	Zurich Insurance Group Ltd.		11
		00000					Allied Zurich Holdings Limited	.JEY	OTH	Zurich Versicherungs-Gesellschaft AG	Ownership	100.000	Zurich Insurance Group Ltd.		11
		00000					Allied Zurich Limited	.GBR	OTH	Zurich Insurance Group Ltd.	Ownership	100.000	Zurich Insurance Group Ltd.		11
.0212	Zurich U.S. Insurance Pool Group	26247	36-6071400				American Guarantee and Liability Insurance Company	.NY	OTH	Zurich American Insurance Company	Ownership	100.000	Zurich Insurance Group Ltd.		11
.0212	Zurich U.S. Insurance Pool Group	40142	36-3141762				American Zurich Insurance Company	.IL	OTH	Steadfast Insurance Company	Ownership	100.000	Zurich Insurance Group Ltd.		11
		00000					Applyhere Pty Ltd	.AUS	OTH	Davidson Trahaire Holding Pty Ltd	Ownership	100.000	Zurich Insurance Group Ltd.		11
		00000					Ashdale Land and Property Company Limited	.GBR	OTH	Zurich Insurance plc	Ownership	100.000	Zurich Insurance Group Ltd.		11
		00000					Asistbras S/A Assistência ao Viajante	.BRA	OTH	Travel Ace Internacional de Servicios S.A.	Ownership	65.000	Zurich Insurance Group Ltd.		11
		00000					Assistance Online (China) Co Ltd	.CHN	OTH	Assistancee Online Pte. Ltd	Ownership	100.000	Zurich Insurance Group Ltd.		11
		00000					Assistancee Online HK Ltd	.HKG	OTH	Assistancee Online HK Ltd	Ownership	0.000	Zurich Insurance Group Ltd.		11
		00000					Assistancee Online HK Ltd	.HKG	OTH	Assistancee Online Pte. Ltd	Ownership	100.000	Zurich Insurance Group Ltd.		11
		00000					Assistancee Online Pte. Ltd	.SGP	OTH	Customer Care Assistance Pty Ltd	Ownership	100.000	Zurich Insurance Group Ltd.		11
		00000					ASTIS Holdings Limited	.AUS	OTH	Cover-More Finance Pty Limited	Ownership	100.000	Zurich Insurance Group Ltd.		11
		00000	36-4851720				Aust Office 1, LLC	.DE	OTH	Zurich American Insurance Company	Ownership	100.000	Zurich Insurance Group Ltd.		11
		00000					autoSense AG	.CHE	OTH	Zürich Versicherungs-Gesellschaft AG	Ownership	33.330	Zurich Insurance Group Ltd.		11
		00000					Ballykilliane Holdings Limited	.IRL	OTH	Zurich Insurance plc	Ownership	100.000	Zurich Insurance Group Ltd.		11
		00000					Bansabadell Pensiones, E.G.F.P, S.A.	.ESP	OTH	Zurich Vida, Compañia de Seguros y Reaseguros, S.A. - Societ	Ownership	50.000	Zurich Insurance Group Ltd.		11
		00000					Bansabadell Seguros Generales, S.A. de Seguros y Reaseguros	.ESP	OTH	Zurich Versicherungs-Gesellschaft AG	Ownership	50.000	Zurich Insurance Group Ltd.		11
		00000					Bansabadell Servicios Auxiliares De Seguros, S.L	.ESP	OTH	Bansabadell Seguros Generales, S.A. de Seguros y Reaseguros	Ownership	100.000	Zurich Insurance Group Ltd.		11
		00000					Bansabadell Vida S.A. de Seguros y Reaseguros	.ESP	OTH	Zurich Vida, Compañia de Seguros y Reaseguros, S.A. - Societ	Ownership	50.000	Zurich Insurance Group Ltd.		11
		00000					Benefit Finance Partners, L.L.C.	.DE	OTH	Zurich Benefit Finance LLC	Ownership	50.000	Zurich Insurance Group Ltd.		11
		00000	13-4097988				BFP Securities LLC	.DE	OTH	Benefit Finance Partners, L.L.C.	Ownership	100.000	Zurich Insurance Group Ltd.		11
		00000					Bloomington Office LP	.DE	OTH	Zurich Structured Finance, Inc.	Ownership	99.000	Zurich Insurance Group Ltd.		11
		00000					Bloomington Office MGP Manager, Inc	.DE	OTH	Zurich Structured Finance, Inc.	Ownership	100.000	Zurich Insurance Group Ltd.		11
		00000					Bloomington Office MGP, LLC	.DE	OTH	Bloomington Office MGP Manager, Inc	Ownership	1.000	Zurich Insurance Group Ltd.		11
		00000					Bloomington Office MGP, LLC	.DE	OTH	Zurich Structured Finance, Inc.	Ownership	99.000	Zurich Insurance Group Ltd.		11
		00000					Blue Insurance Australia Pty Ltd	.AUS	OTH	Blue Insurance Limited	Ownership	100.000	Zurich Insurance Group Ltd.		11
		00000					Blue Insurance Limited	.IRL	OTH	Cover-More Australia Pty Ltd	Ownership	97.610	Zurich Insurance Group Ltd.		11
		00000					Blue Marble Capital L.P.	.BMU	OTH	Blue Marble Micro Limited	Ownership	100.000	Zurich Insurance Group Ltd.		11
		00000					Blue Marble Micro Limited	.GBR	OTH	Zürich Versicherungs-Gesellschaft AG	Ownership	100.000	Zurich Insurance Group Ltd.		11
		00000					Blue Marble Microinsurance, Inc.	.DE	OTH	Blue Marble Micro Limited	Ownership	100.000	Zurich Insurance Group Ltd.		11
		00000					Bonus Pensionskassen Aktiengesellschaft	.AUT	OTH	Zurich Versicherungs-Aktiengesellschaft	Ownership	87.500	Zurich Insurance Group Ltd.		11
		00000					BONUS Vorsorgekasse AG	.AUT	OTH	Zurich Versicherungs-Aktiengesellschaft	Ownership	50.000	Zurich Insurance Group Ltd.		11
		00000	47-2289489				BOS Apt 1, LLC	.DE	OTH	Zurich American Insurance Company	Ownership	100.000	Zurich Insurance Group Ltd.		11
		00000	47-2445859				BOS Apt 2, LLC	.DE	OTH	Zurich American Insurance Company	Ownership	100.000	Zurich Insurance Group Ltd.		11
		00000	47-2483669				BOS Office 3, LLC	.DE	OTH	Farmers New World Life Insurance Company	Ownership	100.000	Zurich Insurance Group Ltd.		10
		00000	37-1849541				BOS Office 4, LLC	.DE	OTH	Zurich American Insurance Company	Ownership	100.000	Zurich Insurance Group Ltd.		11
		00000	47-4684158				BOS Retail 1, LLC	.DE	OTH	Zurich American Insurance Company	Ownership	100.000	Zurich Insurance Group Ltd.		11
		00000					Boxx Insurance Inc.	.CAN	OTH	Zürich Versicherungs-Gesellschaft AG	Ownership	33.333	Zurich Insurance Group Ltd.		11
		00000	87-3332812				Boxx Insurance LLC	.FL	OTH	Boxx Insurance Inc.	Ownership	100.000	Zurich Insurance Group Ltd.	NO	11
		00000					Boxx Services PTE Limited	.SGP	OTH	Boxx Insurance Inc.	Ownership	100.000	Zurich Insurance Group Ltd.	NO	11
		00000					Boxx Cyber Services Middle East Ltd	.ARE	NIA	Boxx Insurance Inc.	Ownership	100.000	Zurich Insurance Group Ltd.	NO	11
		00000					Bright Box Europe S.A.	.CHE	OTH	Bright Box HK Limited	Ownership	100.000	Zurich Insurance Group Ltd.		11
		00000					Bright Box HK Limited	.CHN	OTH	Zürich Versicherungs-Gesellschaft AG	Ownership	100.000	Zurich Insurance Group Ltd.		11

STATEMENT AS OF MARCH 31, 2023 OF THE FARMERS GROUP PROPERTY AND CASUALTY INSURANCE COMPANY

SCHEDULE Y
PART 1A - DETAIL OF INSURANCE HOLDING COMPANY SYSTEM

1	2	3	4	5	6	7	8	9	10	11	12	13	14	15	16
Group Code	Group Name	NAIC Company Code	ID Number	Federal RSSD	CIK	Name of Securities Exchange if Publicly Traded (U.S. or International)	Names of Parent, Subsidiaries Or Affiliates	Domi-ciliary Location	Relation-ship to Reporting Entity	Directly Controlled by (Name of Entity/Person)	Type of Control (Ownership, Board, Management, Attorney-in-Fact, Influence, Other)	If Control is Ownership Provide Percentage	Ultimate Controlling Entity(ies)/Person(s)	Is an SCA Filing Re-quired? (Yes/No)	*
		00000					Bright Box Hungary KFT	.HUN	OTH	Bright Box HK Limited	Ownership	100.000	Zurich Insurance Group Ltd.		11
		00000					Bristlecourt Limited	.GBR	OTH	Zurich Assurance Ltd	Ownership	100.000	Zurich Insurance Group Ltd.		11
		00000					brokerbusiness.ch AG	.CHE	OTH	Zürich Versicherungs-Gesellschaft AG	Ownership	25.000	Zurich Insurance Group Ltd.		11
		00000					Zurich Insurance Company Ltd, Bermuda Branch	.BMU	OTH	Zurich Insurance Company Ltd, Bermuda Branch	Ownership	100.000	Zurich Insurance Group Ltd.		11
		00000					Cayley Aviation Ltd.	.BMU	OTH	Branch	Ownership	100.000	Zurich Insurance Group Ltd.		11
		00000					Celta Assistance SL	.ESP	OTH	Universal Assistance S.A.	Ownership	100.000	Zurich Insurance Group Ltd.		11
		00000	13-4038482				Centre Group Holdings (U.S.) Limited	.DE	OTH	Zurich Structured Finance, Inc.	Ownership	100.000	Zurich Insurance Group Ltd.		11
.0212	Zurich Ins Group	34649	13-2653231				Centre Insurance Company	.DE	OTH	Centre Solutions (U.S.) Limited	Ownership	100.000	Zurich Insurance Group Ltd.		11
.0212	Zurich Ins Group	80896	04-1589940				Centre Life Insurance Company	.MA	OTH	Centre Solutions (U.S.) Limited	Ownership	100.000	Zurich Insurance Group Ltd.		11
		00000	AA-3190673				Centre Reinsurance (U.S.) Limited	.BMU	OTH	Centre Group Holdings (U.S.) Limited	Ownership	100.000	Zurich Insurance Group Ltd.		11
		00000					Centre Solutions (Bermuda) Limited	.BMU	OTH	Zurich Finance Company Ltd	Ownership	100.000	Zurich Insurance Group Ltd.		11
		00000	AA-3190822				Centre Solutions (U.S.) Limited	.BMU	OTH	Centre Group Holdings (U.S.) Limited	Ownership	100.000	Zurich Insurance Group Ltd.		11
		00000	32-0616217				Charlotte Industrial 2, LLC	.DE	OTH	Farmers New World Life Insurance Company	Ownership	100.000	Zurich Insurance Group Ltd.		10
		00000	88-0601732				Charlotte Industrial 3, LLC	.DE	NIA	Farmers New World Life Insurance Company	Ownership	100.000	Zurich Insurance Group Ltd.		10
		00000	30-1113235				Charlotte Office 1, LLC	.DE	OTH	Zurich American Insurance Company	Ownership	100.000	Zurich Insurance Group Ltd.		11
		00000	38-3988749				CHI APT 1, LLC	.DE	OTH	Zurich American Insurance Company	Ownership	100.000	Zurich Insurance Group Ltd.		11
		00000	47-4429730				CHI IND 1, LLC	.DE	OTH	Farmers New World Life Insurance Company	Ownership	100.000	Zurich Insurance Group Ltd.		10
		00000	87-2430690				CHI IND 6, LLC	.DE	OTH	Farmers New World Life Insurance Company	Ownership	100.000	Zurich Insurance Group Ltd.		11
		00000					Chilena Consolidada Seguros de Vida S.A.	.CHL	OTH	Inversiones Suizo Chilena S.A.	Ownership	98.977	Zurich Insurance Group Ltd.		11
		00000	AA-2280100		196453	Bolsa de Comercio de Santiago	Chilena Consolidada Seguros Generales S.A.	.CHL	OTH	Chilena Consolidada Seguros de Vida S.A.	Ownership	7.405	Zurich Insurance Group Ltd.		11
		00000	AA-2280100		196453	Bolsa de Comercio de Santiago	Chilena Consolidada Seguros Generales S.A.	.CHL	OTH	Inversiones Suizo Chilena S.A.	Ownership	82.732	Zurich Insurance Group Ltd.		11
		00000				Second Marche part of Euronext Paris stock exchange since 1987	Chilena Consolidada Seguros Generales S.A.	.CHL	OTH	Inversiones Suizo Chilena S.A.	Ownership	82.732	Zurich Insurance Group Ltd.		11
		00000			0000034431		COFITEM-COFIMUR	.FRA	OTH	Zurich Versicherungs-Gesellschaft AG	Ownership	12.405	Zurich Insurance Group Ltd.		11
.0212	Zurich U.S. Insurance Pool Group	34347	52-1096670				Colonial American Casualty and Surety Company	.IL	OTH	Fidelity and Deposit Company of Maryland	Ownership	100.000	Zurich Insurance Group Ltd.		11
		00000					Concisa Vorsorgeberatung und Management AG	.AUT	OTH	Bonus Pensionskassen Aktiengesellschaft	Ownership	100.000	Zurich Insurance Group Ltd.		11
		00000					Concourse Skelmersdale Limited	.GBR	OTH	Zurich Financial Services (UKISA) Limited	Ownership	100.000	Zurich Insurance Group Ltd.		11
		00000					Cover-More (NZ) Limited	.NZL	OTH	Cover-More Australia Pty Ltd	Ownership	100.000	Zurich Insurance Group Ltd.		11
		00000					Cover-More Asia Pte. Ltd	.SGP	OTH	Travel Assist Pty Limited	Ownership	100.000	Zurich Insurance Group Ltd.		11
		00000					Cover-More Australia Pty Ltd	.AUS	OTH	Cover-More Holdings Pty Ltd	Ownership	100.000	Zurich Insurance Group Ltd.		11
		00000					Cover-More Finance Pty Limited	.AUS	OTH	Cover-More Group Limited	Ownership	100.000	Zurich Insurance Group Ltd.		11
		00000					Cover-More Group Limited	.AUS	OTH	Zurich Travel Solutions Pty Limited	Ownership	100.000	Zurich Insurance Group Ltd.		11
		00000					Cover-More Holdings Pty Ltd	.AUS	OTH	Travel Assist Pty Limited	Ownership	100.000	Zurich Insurance Group Ltd.		11
		00000					Cover-More Holdings USA Inc.	.DE	OTH	Travel Assist Pty Limited	Ownership	100.000	Zurich Insurance Group Ltd.		11
		00000					Cover-More Inc.	.DE	OTH	Cover-More Holdings USA Inc.	Ownership	100.000	Zurich Insurance Group Ltd.		11
		00000					Cover-More Insurance Services Limited	.GBR	OTH	Cover-More Australia Pty Ltd	Ownership	100.000	Zurich Insurance Group Ltd.		11
		00000					Cover-More Insurance Services Pty Ltd	.AUS	OTH	Travel Assist Pty Limited	Ownership	100.000	Zurich Insurance Group Ltd.		11
		00000					CREC (Bloomington) Lender, LLC	.DE	OTH	Zurich Structured Finance, Inc.	Ownership	0.000	Zurich Insurance Group Ltd.		11
		00000	87-4778868				CREC (Dallas) Lender, LLC	.DE	OTH	Zurich Structured Finance, Inc.	Ownership	100.000	Zurich Insurance Group Ltd.		11
		00000					CREC (Durham), LLC	.DE	OTH	Zurich Structured Finance, Inc.	Ownership	100.000	Zurich Insurance Group Ltd.		11
		00000					CREC (Hagerstown) Lender, LLC	.DE	OTH	Zurich Structured Finance, Inc.	Ownership	100.000	Zurich Insurance Group Ltd.		11
		00000					CREC (Hagerstown) Owner, LLC	.MD	OTH	Zurich Structured Finance, Inc.	Ownership	0.000	Zurich Insurance Group Ltd.		11
		00000					CREC (Las Vegas), LLC	.DE	OTH	Zurich Structured Finance, Inc.	Ownership	100.000	Zurich Insurance Group Ltd.		11
		00000					CREC (Sioux Falls) Lender, LLC	.DE	OTH	Zurich Structured Finance, Inc.	Ownership	100.000	Zurich Insurance Group Ltd.		11
		00000					CREC (Sioux Falls) Owner, LLC	.DE	OTH	Zurich Structured Finance, Inc.	Ownership	100.000	Zurich Insurance Group Ltd.		11
		00000					CREC (Sioux Falls), LLC	.DE	OTH	Zurich Structured Finance, Inc.	Ownership	100.000	Zurich Insurance Group Ltd.		11
		00000					Cursud N.V.	.ANT	OTH	Zurich Versicherungs-Gesellschaft AG	Ownership	100.000	Zurich Insurance Group Ltd.		11

STATEMENT AS OF MARCH 31, 2023 OF THE FARMERS GROUP PROPERTY AND CASUALTY INSURANCE COMPANY

SCHEDULE Y

PART 1A - DETAIL OF INSURANCE HOLDING COMPANY SYSTEM

1	2	3	4	5	6	7	8	9	10	11	12	13	14	15	16
Group Code	Group Name	NAIC Company Code	ID Number	Federal RSSD	CIK	Name of Securities Exchange if Publicly Traded (U.S. or International)	Names of Parent, Subsidiaries Or Affiliates	Domiciliary Location	Relationship to Reporting Entity	Directly Controlled by (Name of Entity/Person)	Type of Control (Ownership, Board, Management, Attorney-in-Fact, Influence, Other)	If Control is Ownership Provide Percentage	Ultimate Controlling Entity(ies)/Person(s)	Is an SCA Filing Required? (Yes/No)	*
		00000					Customer Care Assistance Pty Ltd	.AUS	OTH	Customer Care Holdings Pty Ltd	Ownership	100.000	Zurich Insurance Group Ltd		11
		00000					Customer Care Holdings Pty Ltd	.AUS	OTH	Travel Assist Pty Limited	Ownership	100.000	Zurich Insurance Group Ltd		11
		00000					Customer Care Pty Ltd	.AUS	OTH	Customer Care Holdings Pty Ltd	Ownership	100.000	Zurich Insurance Group Ltd		11
		00000					DA Deutsche Allgemeine Versicherung Aktiengesellschaft	.DEU	OTH	Zürich Beteiligungs-Aktiengesellschaft (Deutschland)	Ownership	100.000	Zurich Insurance Group Ltd		11
		00000					Dallas Office MGP Manager, Inc.	.DE	OTH	Zurich Structured Finance, Inc.	Ownership	100.000	Zurich Insurance Group Ltd		11
		00000					Dallas Office MGP, LLC	.DE	OTH	Dallas Office MGP Manager, Inc.	Ownership	1.000	Zurich Insurance Group Ltd		11
		00000					Dallas Office MGP, LLC	.DE	OTH	Zurich Structured Finance, Inc.	Ownership	99.000	Zurich Insurance Group Ltd		11
		00000					Dallas Tower LP	.DE	OTH	Zurich Structured Finance, Inc.	Ownership	99.000	Zurich Insurance Group Ltd		11
		00000					Davidson Trahaire Corpsych (Singapore) Pte. Limited	.SGP	OTH	DTC Bidco Pty Ltd	Ownership	100.000	Zurich Insurance Group Ltd		11
		00000					Davidson Trahaire Corpsych Pty Ltd	.AUS	OTH	Applyhere Pty Ltd	Ownership	35.000	Zurich Insurance Group Ltd		11
		00000					Davidson Trahaire Corpsych Pty Ltd	.AUS	OTH	Davidson Trahaire Holding Pty Ltd	Ownership	65.000	Zurich Insurance Group Ltd		11
		00000					Davidson Trahaire Holding Pty Ltd	.AUS	OTH	DTC Australia Pty Ltd	Ownership	100.000	Zurich Insurance Group Ltd		11
		00000					DB Vita S.A.	.LUX	OTH	Deutscher Herold Aktiengesellschaft	Ownership	25.000	Zurich Insurance Group Ltd		11
		00000	82-2833981				DC Retail 1, LLC	.DE	OTH	Farmers New World Life Insurance Company	Ownership	100.000	Zurich Insurance Group Ltd		10
		00000	84-3610066				DEN Industrial 1, LLC	.DE	OTH	Farmers New World Life Insurance Company	Ownership	100.000	Zurich Insurance Group Ltd		10
		00000					DEN Industrial 2, LLC	.DE	OTH	Zurich American Insurance Company	Ownership	100.000	Zurich Insurance Group Ltd		11
		00000					Dentolo Deutschland GmbH	.DEU	OTH	Zürich Beteiligungs-Aktiengesellschaft (Deutschland)	Ownership	100.000	Zurich Insurance Group Ltd		11
		00000					Derimed S.A.	.ARG	OTH	Zürich Versicherungs-Gesellschaft AG	Ownership	100.000	Zurich Insurance Group Ltd		11
		00000					Deutsche Zurich Pensiones, Entidad Gestora de Fondos de Pens	.ESP	OTH	Zurich Vida, Compania de Seguros y Reaseguros, S.A. - Socied	Ownership	50.000	Zurich Insurance Group Ltd		11
		00000					Deutscher Herold Aktiengesellschaft	.DEU	OTH	Zürich Beteiligungs-Aktiengesellschaft (Deutschland)	Ownership	79.826	Zurich Insurance Group Ltd		11
		00000					Deutscher Pensionsfonds Aktiengesellschaft	.DEU	OTH	Deutscher Herold Aktiengesellschaft	Ownership	74.900	Zurich Insurance Group Ltd		11
		00000					Deutsches Institut für Altersvorsorge GmbH	.DEU	OTH	Deutscher Herold Aktiengesellschaft	Ownership	22.000	Zurich Insurance Group Ltd		11
		00000					DIG GmbH	.DEU	OTH	Digital Insurance Group B.V.	Ownership	100.000	Zurich Insurance Group Ltd		11
		00000					Digital Insurance Group B.V.	.NLD	OTH	Zürich Versicherungs-Gesellschaft AG	Ownership	10.000	Zurich Insurance Group Ltd		11
		00000					DTC Australia Pty Ltd	.AUS	OTH	DTC Bidco Pty Ltd	Ownership	100.000	Zurich Insurance Group Ltd		11
		00000					DTC Bidco Pty Ltd	.AUS	OTH	DTC Holdco Pty Ltd	Ownership	100.000	Zurich Insurance Group Ltd		11
		00000					DTC Holdco Pty Ltd	.AUS	OTH	ASTIS Holdings Limited	Ownership	100.000	Zurich Insurance Group Ltd		11
		00000					DTC NZ Bidco Limited	.NZL	OTH	DTC Bidco Pty Ltd	Ownership	100.000	Zurich Insurance Group Ltd		11
		00000					Dunbar Assets Ireland	.IRL	OTH	ZCM Asset Holding Company (Bermuda) Limited	Ownership	0.000	Zurich Insurance Group Ltd		11
		00000					Dunbar Assets Ireland	.IRL	OTH	Zurich Finance Company Ltd	Ownership	0.037	Zurich Insurance Group Ltd		11
		00000					Dunbar Assets plc	.GBR	OTH	Dunbar Assets Ireland	Ownership	100.000	Zurich Insurance Group Ltd		11
		00000					Dusfal S.A.	.URY	OTH	Zürich Versicherungs-Gesellschaft AG	Ownership	100.000	Zurich Insurance Group Ltd		11
		00000					Eagle Star (Leasing) Limited	.GBR	OTH	Zurich Assurance Ltd	Ownership	100.000	Zurich Insurance Group Ltd		11
		00000					Eagle Star European Life Assurance Company Limited	.IRL	OTH	Zurich Life Assurance plc	Ownership	100.000	Zurich Insurance Group Ltd		11
		00000					Eagle Star Group Services Limited	.GBR	OTH	Eagle Star Holdings Limited	Ownership	100.000	Zurich Insurance Group Ltd		11
		00000					Eagle Star Holding Company of Ireland	.IRL	OTH	Zurich Assurance Ltd	Ownership	0.001	Zurich Insurance Group Ltd		11
		00000					Eagle Star Holding Company of Ireland	.IRL	OTH	Zurich Assurance Ltd	Ownership	99.999	Zurich Insurance Group Ltd		11
		00000					Eagle Star Holdings Limited	.GBR	OTH	Zurich Financial Services (UKISA) Limited	Ownership	100.000	Zurich Insurance Group Ltd		11
		00000					Eagle Star Securities Limited	.GBR	OTH	Zurich Insurance plc	Ownership	100.000	Zurich Insurance Group Ltd		11
		00000					Edilspettacolo SRL	.ITA	OTH	Zurich Insurance Company Ltd - Rappresentanza Generale per I	Ownership	35.712	Zurich Insurance Group Ltd		11
.0212	Zurich U.S. Insurance Pool Group	21326	47-6022701				Empire Fire and Marine Insurance Company	.IL	OTH	Zurich American Insurance Company	Ownership	100.000	Zurich Insurance Group Ltd		11
.0212	Zurich U.S. Insurance Pool Group	21334	73-6091717				Empire Indemnity Insurance Company	.OK	OTH	Zurich American Insurance Company	Ownership	100.000	Zurich Insurance Group Ltd		11

STATEMENT AS OF MARCH 31, 2023 OF THE FARMERS GROUP PROPERTY AND CASUALTY INSURANCE COMPANY

SCHEDULE Y
PART 1A - DETAIL OF INSURANCE HOLDING COMPANY SYSTEM

1	2	3	4	5	6	7	8	9	10	11	12	13	14	15	16
Group Code	Group Name	NAIC Company Code	ID Number	Federal RSSD	CIK	Name of Securities Exchange if Publicly Traded (U.S. or International)	Names of Parent, Subsidiaries Or Affiliates	Domiciliary Location	Relationship to Reporting Entity	Directly Controlled by (Name of Entity/Person)	Type of Control (Ownership, Board, Management, Attorney-in-Fact, Influence, Other)	If Control is Ownership Provide Percentage	Ultimate Controlling Entity(ies)/Person(s)	Is an SCA Filing Required? (Yes/No)	*
		00000					Employee Services Limited	.GBR	OTH	Allied Dunbar Financial Services Limited	Ownership	100.000	Zurich Insurance Group Ltd.		11
		00000					Endsleigh Financial Services Limited	.GBR	OTH	Zurich Holdings (UK) Limited	Ownership	100.000	Zurich Insurance Group Ltd.		11
		00000					Endsleigh Pension Trustee Limited	.GBR	OTH	Zurich Holdings (UK) Limited	Ownership	100.000	Zurich Insurance Group Ltd.		11
		00000					Eritage S.A.	.URY	OTH	Zürich Versicherungs-Gesellschaft AG	Ownership	100.000	Zurich Insurance Group Ltd.	NO	
		00000					ES Plympton Nominee 1 Limited	.GBR	OTH	Zurich Assurance Ltd	Ownership	100.000	Zurich Insurance Group Ltd.		11
		00000					ES Plympton Nominee 2 Limited	.GBR	OTH	Zurich Assurance Ltd	Ownership	100.000	Zurich Insurance Group Ltd.		11
		00000					Euclid KY Annex, LP	.DE	OTH	Zurich Structured Finance, Inc.	Ownership	99.000	Zurich Insurance Group Ltd.		11
		00000					Euclid Office LP	.DE	OTH	Zurich Structured Finance, Inc.	Ownership	99.000	Zurich Insurance Group Ltd.		11
		00000					Euclid Warehouses LP	.DE	OTH	Zurich Structured Finance, Inc.	Ownership	99.000	Zurich Insurance Group Ltd.		11
		00000					Euroamérica Administradora General de Fondos S.A.	.CHL	OTH	Chilena Consolidada Seguros de Vida S.A. Zurich Insurance plc Niederlassung fur Deutschland	Ownership	100.000	Zurich Insurance Group Ltd.		11
		00000					Extremus Versicherung-Aktiengesellschaft	.DEU	OTH	Deutschland	Ownership	5.000	Zurich Insurance Group Ltd.		11
		00000	45-3561769				Farmers Family Fund	.CA	OTH	Farmers Group, Inc.	Ownership	100.000	Zurich Insurance Group Ltd.		10
		00000	95-0725935				Farmers Group, Inc.	.NV	OTH	Zurich Insurance Group Ltd.	Ownership	12.100	Zurich Insurance Group Ltd.		10
		00000	95-0725935				Farmers Group, Inc.	.NV	OTH	Zurich Versicherungs-Gesellschaft AG	Ownership	87.900	Zurich Insurance Group Ltd.		10
.0212	Zurich Ins Group		46-4261000				Farmers Life Insurance Company of New York	.NY	OTH	Farmers New World Life Insurance Company	Ownership	100.000	Zurich Insurance Group Ltd.		10
.0212	Zurich Ins Group	63177	91-0335750				Farmers New World Life Insurance Company	.WA	OTH	Farmers Group, Inc.	Ownership	100.000	Zurich Insurance Group Ltd.		10
.0212	Zurich Ins Group	10873	95-4650862				Farmers Reinsurance Company	.CA	OTH	Farmers Group, Inc.	Ownership	100.000	Zurich Insurance Group Ltd.		10
		00000					Farmers Services Corporation	.NV	OTH	Farmers Group, Inc.	Ownership	100.000	Zurich Insurance Group Ltd.		10
		00000					Farmers Underwriters Association	.CA	OTH	Farmers Group, Inc.	Ownership	100.000	Zurich Insurance Group Ltd.		10
.0212	Zurich U.S. Insurance Pool Group	39306	13-3046577				Fidelity and Deposit Company of Maryland	.IL	OTH	Zurich American Insurance Company	Ownership	100.000	Zurich Insurance Group Ltd.		11
		00000					FIG Holding Company	.CA	OTH	Farmers Group, Inc.	Ownership	100.000	Zurich Insurance Group Ltd.		10
		00000					FIG Leasing Co., Inc.	.CA	OTH	Farmers Group, Inc.	Ownership	100.000	Zurich Insurance Group Ltd.		10
		00000	95-2670247				Fire Underwriters Association	.CA	OTH	Farmers Group, Inc.	Ownership	100.000	Zurich Insurance Group Ltd.		10
		00000					Fitsense Insurance Services Pty Ltd	.AUS	OTH	Travel Assist Pty Limited	Ownership	100.000	Zurich Insurance Group Ltd.		11
		00000					Futuro de Bolivia S.A. Administradora de Fondos de Pensiones	.BOL	OTH	Zurich Boliviana Seguros Personales S.A.	Ownership	8.422	Zurich Insurance Group Ltd.		11
		00000					Futuro de Bolivia S.A. Administradora de Fondos de Pensiones	.BOL	OTH	Zurich South America Invest AB	Ownership	71.578	Zurich Insurance Group Ltd.		11
		00000	83-1572480				FX Insurance Agency Hawaii, LLC	.HI	OTH	FIG Leasing Co., Inc.	Ownership	100.000	Zurich Insurance Group Ltd.		10
		00000	35-2281892				FX Insurance Agency, LLC	.DE	OTH	FIG Leasing Co., Inc.	Ownership	100.000	Zurich Insurance Group Ltd.		10
		00000					General Surety & Guarantee Co Limited	.GBR	OTH	Zurich Insurance Company (U.K.) Limited	Ownership	100.000	Zurich Insurance Group Ltd.		11
		00000					Groveswood Property Holdings Limited	.GBR	OTH	Eagle Star Holdings Limited	Ownership	100.000	Zurich Insurance Group Ltd.		11
		00000					H4B Humboldthafen Einheitsgesellschaft GmbH&Co.KG	.DEU	OTH	REX-ZDHL S.C.S. SICAV-SIF	Ownership	94.900	Zurich Insurance Group Ltd.		11
		00000					Halo Holdco Limited	.GBR	OTH	Cover-More Australia Pty Ltd	Ownership	100.000	Zurich Insurance Group Ltd.		11
		00000					Halo Holdco Limited	.GBR	OTH	Zürich Versicherungs-Gesellschaft AG	Ownership	0.000	Zurich Insurance Group Ltd.		11
		00000					Halo Insurance Services Limited	.GBR	OTH	Halo Holdco Limited	Ownership	100.000	Zurich Insurance Group Ltd.		11
		00000					Halo Insurance Services Pty Ltd	.AUS	OTH	Halo Insurance Services Limited	Ownership	100.000	Zurich Insurance Group Ltd.		11
		00000					Havkcentral Limited	.GBR	OTH	Zurich Assurance Ltd	Ownership	100.000	Zurich Insurance Group Ltd.		11
		00000					Healthsite Proprietary Limited	.ZAF	OTH	Zürich Versicherungs-Gesellschaft AG	Ownership	100.000	Zurich Insurance Group Ltd.		11
		00000					Healthlogix Pty Ltd	.AUS	OTH	Insite Holdings Pty Ltd	Ownership	100.000	Zurich Insurance Group Ltd.		11
		00000					Healthlogix Tecnologia Eireli	.BRA	OTH	Healthlogix Pty Ltd	Ownership	100.000	Zurich Insurance Group Ltd.		11
		00000					Herengracht Investments B.V.	.DEU	OTH	RE Curve Holding B.V.	Ownership	100.000	Zurich Insurance Group Ltd.		11
		00000	46-2975161				HOU IND 1, LLC	.DE	OTH	Zurich American Insurance Company	Ownership	100.000	Zurich Insurance Group Ltd.		11
		00000	46-2984834				HOU IND 2, LLC	.DE	OTH	Zurich American Insurance Company	Ownership	100.000	Zurich Insurance Group Ltd.		11
		00000					HOU IND 3, LLC	.DE	OTH	Zurich American Insurance Company	Ownership	100.000	Zurich Insurance Group Ltd.		11
		00000					Independence Center Realty L.P.	.DE	OTH	Philadelphia Investor, LLC	Ownership	89.000	Zurich Insurance Group Ltd.		11
		00000					INNATE, Inc.	.DC	OTH	Cover-More Holdings USA Inc.	Ownership	100.000	Zurich Insurance Group Ltd.		11

STATEMENT AS OF MARCH 31, 2023 OF THE FARMERS GROUP PROPERTY AND CASUALTY INSURANCE COMPANY

SCHEDULE Y
PART 1A - DETAIL OF INSURANCE HOLDING COMPANY SYSTEM

1	2	3	4	5	6	7	8	9	10	11	12	13	14	15	16
Group Code	Group Name	NAIC Company Code	ID Number	Federal RSSD	CIK	Name of Securities Exchange if Publicly Traded (U.S. or International)	Names of Parent, Subsidiaries Or Affiliates	Domiciliary Location	Relationship to Reporting Entity	Directly Controlled by (Name of Entity/Person)	Type of Control (Ownership, Board, Management, Attorney-in-Fact, Influence, Other)	If Control is Ownership Provide Percentage	Ultimate Controlling Entity(ies)/Person(s)	Is an SCA Filing Required? (Yes/No)	*
		00000					Insite Holdings Pty Ltd	.AUS	OTH	Zürich Versicherungs-Gesellschaft AG	Ownership	100.000	Zurich Insurance Group Ltd		11
		00000					INTEGRA Versicherungsdienst GmbH	.AUT	OTH	Zurich Versicherungs-Aktiengesellschaft	Ownership	100.000	Zurich Insurance Group Ltd		11
		00000					Intelligent Technologies OÜ	.EST	OTH	Zürich Versicherungs-Gesellschaft AG	Ownership	100.000	Zurich Insurance Group Ltd		11
		00000					International Travel Assistance S.A.	.PAN	OTH	Zürich Versicherungs-Gesellschaft AG	Ownership	55.000	Zurich Insurance Group Ltd		11
		00000					Inversiones Suizo Chilena S.A.	.CHL	OTH	Inversiones Suizo-Argentina S.A.	Ownership	0.001	Zurich Insurance Group Ltd		11
		00000					Inversiones Suizo Chilena S.A.	.CHL	OTH	Zurich Versicherungs-Gesellschaft AG	Ownership	99.999	Zurich Insurance Group Ltd		11
							Zurich Lebensversicherungs-Gesellschaft AG								
		00000					Inversiones Suizo-Argentina S.A.	.ARG	OTH		Ownership	5.004	Zurich Insurance Group Ltd		11
		00000					Inversiones Suizo-Argentina S.A.	.ARG	OTH	Zurich Versicherungs-Gesellschaft AG	Ownership	94.996	Zurich Insurance Group Ltd		11
		00000					Inversiones ZS America Dos Limitada	.CHL	OTH	Inversiones ZS America SpA	Ownership	100.000	Zurich Insurance Group Ltd		11
		00000					Inversiones ZS America SpA	.CHL	OTH	Zurich Santander Insurance America, S.L.	Ownership	100.000	Zurich Insurance Group Ltd		11
		00000					Inversiones ZS America Tres SpA	.CHL	OTH	Zurich Santander Insurance America, S.L.	Ownership	100.000	Zurich Insurance Group Ltd		11
		00000					Irish National Insurance Company p.l.c.	.IRL	OTH	Zurich Insurance plc	Ownership	100.000	Zurich Insurance Group Ltd		11
		00000					Isis S.A.	.ARG	OTH	Inversiones Suizo-Argentina S.A.	Ownership	60.501	Zurich Insurance Group Ltd		11
		00000					Isis S.A.	.ARG	OTH	Zurich Versicherungs-Gesellschaft AG	Ownership	39.499	Zurich Insurance Group Ltd		11
		00000					Kansas City Office LP	.DE	OTH	Zurich Structured Finance, Inc.	Ownership	99.000	Zurich Insurance Group Ltd		11
		00000					Kansas Office MGP Manager, Inc.	.DE	OTH	Zurich Structured Finance, Inc.	Ownership	100.000	Zurich Insurance Group Ltd		11
		00000					Kansas Office MGP, LLC	.DE	OTH	Kansas Office MGP Manager, Inc.	Ownership	1.000	Zurich Insurance Group Ltd		11
		00000					Kansas Office MGP, LLC	.DE	OTH	Zurich Structured Finance, Inc.	Ownership	99.000	Zurich Insurance Group Ltd		11
		00000					Karvat Cover-More Assist. Pvt Ltd.	.IND	OTH	Cover-More Asia Pte. Ltd	Ownership	100.000	Zurich Insurance Group Ltd		11
		00000					Kennet Road 1 UK Limited	.GBR	OTH	Zurich Assurance Ltd	Ownership	100.000	Zurich Insurance Group Ltd		11
		00000					Kennet Road 2 UK Limited	.GBR	OTH	Zurich Assurance Ltd	Ownership	100.000	Zurich Insurance Group Ltd		11
		00000					Klare Corredora de Seguros S.A.	.CHL	OTH	Zurich Insurance Mobile Solutions AG	Ownership	49.900	Zurich Insurance Group Ltd		11
		00000					Knip (Deutschland) GmbH	.DEU	OTH	Knip AG	Ownership	100.000	Zurich Insurance Group Ltd		11
		00000					Knip AG	.CHE	OTH	Digital Insurance Group B.V.	Ownership	98.880	Zurich Insurance Group Ltd		11
		00000					Komparu B.V.	.NLD	OTH	Digital Insurance Group B.V.	Ownership	100.000	Zurich Insurance Group Ltd		11
		00000					Kono Insurance Limited	.HKG	OTH	Zurich Versicherungs-Gesellschaft AG	Ownership	100.000	Zurich Insurance Group Ltd		11
		00000	88-1615240				LA Apt. 1, LLC	.DE	OTH	Zurich American Insurance Company	Ownership	100.000	Zurich Insurance Group Ltd		11
		00000	36-4877375				LA Industrial 1, LLC	.DE	OTH	Zurich American Insurance Company	Ownership	100.000	Zurich Insurance Group Ltd		11
		00000	85-3842785				LA Industrial 2, LLC	.DE	OTH	Farmers New World Life Insurance Company	Ownership	100.000	Zurich Insurance Group Ltd		10
		00000	88-3063378				LA Industrial 4, LLC	.DE	OTH	Zurich American Insurance Company	Ownership	100.000	Zurich Insurance Group Ltd		11
		00000	47-1325180				LA Retail 1 LLC	.DE	OTH	Zurich American Insurance Company	Ownership	100.000	Zurich Insurance Group Ltd		11
		00000					Manon Vision Co., Ltd.	.THA	OTH	Centre Solutions (Bermuda) Limited	Ownership	0.001	Zurich Insurance Group Ltd		11
		00000					Manon Vision Co., Ltd.	.THA	OTH	Zurich Finance Company Ltd	Ownership	0.001	Zurich Insurance Group Ltd		11
		00000					Manon Vision Co., Ltd.	.THA	OTH	Zurich Versicherungs-Gesellschaft AG	Ownership	99.999	Zurich Insurance Group Ltd		11
		00000					MEATPACKING B.V.	.NLD	OTH	Rock Inne Vastgoed B.V.	Ownership	100.000	Zurich Insurance Group Ltd		11
		00000					Medidata AG	.CHE	OTH	Zurich Versicherungs-Gesellschaft AG	Ownership	8.852	Zurich Insurance Group Ltd		11
		00000					MI Administrators, LLC	.DE	OTH	FIG Leasing Co., Inc.	Ownership	100.000	Zurich Insurance Group Ltd		10
		00000	30-0947450				MIAMI INDUSTRIAL 1, LLC	.DE	OTH	Zurich American Insurance Company	Ownership	100.000	Zurich Insurance Group Ltd		11
		00000	81-3346909				Miami Industrial 2, LLC	.DE	OTH	Farmers New World Life Insurance Company	Ownership	100.000	Zurich Insurance Group Ltd		10
		00000	38-4002060				Miami Office 2, LLC	.DE	OTH	Zurich American Insurance Company	Ownership	100.000	Zurich Insurance Group Ltd		11
		00000	35-2567170				MIAMI OFFICE 3, LLC	.DE	OTH	Zurich American Insurance Company	Ownership	100.000	Zurich Insurance Group Ltd		11
		00000	61-1852255				Miami Retail 1, LLC	.DE	OTH	Zurich American Insurance Company	Ownership	100.000	Zurich Insurance Group Ltd		11
		00000					Minas Brasil Promotora de Servicos S/A	.BRA	OTH	Zurich Minas Brasil Seguros S.A.	Ownership	100.000	Zurich Insurance Group Ltd		11
		00000					Minerva Science Limited	.GBR	OTH	Project Policy Bidco Limited	Ownership	100.000	Zurich Insurance Group Ltd		11
		00000	30-1003542				MSP APT 1, LLC	.DE	OTH	Zurich American Insurance Company	Ownership	100.000	Zurich Insurance Group Ltd		11
		00000					My Policy Limited	.GBR	OTH	Project Policy Bidco Limited	Ownership	100.000	Zurich Insurance Group Ltd		11
		00000					Nashville Apt. 1, LLC	.DE	OTH	American Zurich Insurance Company	Ownership	0.000	Zurich Insurance Group Ltd		11

STATEMENT AS OF MARCH 31, 2023 OF THE FARMERS GROUP PROPERTY AND CASUALTY INSURANCE COMPANY

SCHEDULE Y
PART 1A - DETAIL OF INSURANCE HOLDING COMPANY SYSTEM

1	2	3	4	5	6	7	8	9	10	11	12	13	14	15	16
Group Code	Group Name	NAIC Company Code	ID Number	Federal RSSD	CIK	Name of Securities Exchange if Publicly Traded (U.S. or International)	Names of Parent, Subsidiaries Or Affiliates	Domi-ciliary Location	Relation-ship to Reporting Entity	Directly Controlled by (Name of Entity/Person)	Type of Control (Ownership, Board, Management, Attorney-in-Fact, Influence, Other)	If Control is Ownership Provide Percentage	Ultimate Controlling Entity(ies)/Person(s)	Is an SCA Filing Re-quired? (Yes/No)	*
		00000	30-1004249				Nashville Office 1, LLC	DE	OTH	Zurich American Insurance Company	Ownership	100.000	Zurich Insurance Group Ltd.		11
		00000					Navigators and General Insurance Company Limited	GBR	OTH	Zurich Insurance plc	Ownership	100.000	Zurich Insurance Group Ltd.		11
		00000					Nearheath Limited	GBR	OTH	Zurich Assurance Ltd	Ownership	100.000	Zurich Insurance Group Ltd.		11
		00000	30-1071415				NY Industrial 1, LLC	DE	OTH	Zurich American Insurance Company	Ownership	100.000	Zurich Insurance Group Ltd.		11
		00000					Oak Underwriting plc	GBR	OTH	Zurich Holdings (UK) Limited	Ownership	100.000	Zurich Insurance Group Ltd.		11
		00000					OnePath General Insurance Pty Limited	AUS	OTH	Zurich Financial Services Australia Limited	Ownership	100.000	Zurich Insurance Group Ltd.		11
		00000					OnePath Life Australia Holdings Pty Ltd	AUS	OTH	Zurich Financial Services Australia Limited	Ownership	100.000	Zurich Insurance Group Ltd.		11
		00000					OnePath Life Limited	AUS	OTH	OnePath Life Australia Holdings Pty Ltd	Ownership	100.000	Zurich Insurance Group Ltd.		11
		00000					Orange Stone Company	IRL	OTH	Zurich Finance Company AG	Ownership	100.000	Zurich Insurance Group Ltd.		11
		00000					Orion Rechtsschutz-Versicherung AG	CHE	OTH	Zurich Versicherungs-Gesellschaft AG	Ownership	78.000	Zurich Insurance Group Ltd.		11
		00000					Parcelgate Limited	GBR	OTH	Zurich Assurance Ltd	Ownership	100.000	Zurich Insurance Group Ltd.		11
		00000					Perils AG	CHE	OTH	Zurich Versicherungs-Gesellschaft AG	Ownership	11.111	Zurich Insurance Group Ltd.		11
		00000					Perunsel S.A.	URY	OTH	Zürich Versicherungs-Gesellschaft AG	Ownership	60.000	Zurich Insurance Group Ltd.		11
		00000					PFS Pension Fund Services AG	CHE	OTH	Zürich Versicherungs-Gesellschaft AG	Ownership	18.433	Zurich Insurance Group Ltd.		11
		00000	35-2553880				Philly Office 1, LLC	DE	OTH	Zurich American Insurance Company	Ownership	100.000	Zurich Insurance Group Ltd.		11
		00000					Philly Office Land, LLC	DE	OTH	American Zurich Insurance Company	Ownership	100.000	Zurich Insurance Group Ltd.		11
		00000	47-1392591				POR Apt 1, LLC	DE	OTH	Zurich American Insurance Company	Ownership	100.000	Zurich Insurance Group Ltd.		11
		00000	47-4067157				POR Apt 2, LLC	DE	OTH	Zurich American Insurance Company	Ownership	100.000	Zurich Insurance Group Ltd.		11
		00000					Prime Corporate Psychology Pty Ltd	AUS	OTH	DTC Bidco Pty Ltd	Ownership	100.000	Zurich Insurance Group Ltd.		11
		00000					Project Policy Bidco Limited	GBR	OTH	Zürich Versicherungs-Gesellschaft AG	Ownership	20.000	Zurich Insurance Group Ltd.		11
		00000					Protektor Lebensversicherungs-AG	DEU	OTH	Zurich Deutscher Herold Lebensversicherung Aktiengesellschaft	Ownership	5.158	Zurich Insurance Group Ltd.		11
		00000					PT Asuransi Adira Dinamika Tbk	IDN	OTH	Zürich Versicherungs-Gesellschaft AG	Ownership	98.488	Zurich Insurance Group Ltd.		11
		00000	AA-5360007				PT Zurich Insurance Indonesia	IDN	OTH	Zürich Rückversicherungs-Gesellschaft AG	Ownership	1.569	Zurich Insurance Group Ltd.		11
		00000	AA-5360007				PT Zurich Insurance Indonesia	IDN	OTH	Zürich Versicherungs-Gesellschaft AG	Ownership	97.091	Zurich Insurance Group Ltd.		11
		00000					PT Zurich Topas Life	IDN	OTH	Zürich Versicherungs-Gesellschaft AG	Ownership	80.000	Zurich Insurance Group Ltd.		11
		00000					R3 FL Holdings, LLC	FL	OTH	Fidelity and Deposit Company of Maryland	Ownership	100.000	Zurich Insurance Group Ltd.		11
		00000	88-3031830				Raleigh Office 2, LLC	DE	OTH	Farmers New World Life Insurance Company	Ownership	100.000	Zurich Insurance Group Ltd.		11
		00000					Raleigh/Durham Offices, L.P.	DE	OTH	Zurich Structured Finance, Inc.	Ownership	99.000	Zurich Insurance Group Ltd.		11
		00000					RE Curve Holding B.V.	DEU	OTH	Zurich Deutscher Herold Lebensversicherung Aktiengesellschaft	Ownership	100.000	Zurich Insurance Group Ltd.		11
		00000					Real Garant Espana S.L.	ESP	OTH	Real Garant GmbH Garantiesysteme	Ownership	100.000	Zurich Insurance Group Ltd.		11
		00000					Real Garant GmbH Garantiesysteme	DEU	OTH	Real Garant Versicherung Aktiengesellschaft	Ownership	100.000	Zurich Insurance Group Ltd.		11
		00000					Real Garant Versicherung Aktiengesellschaft	DEU	OTH	Zurich Beteiligungs-Aktiengesellschaft (Deutschland)	Ownership	100.000	Zurich Insurance Group Ltd.		11
		00000					Research Triangle MGP Manager, Inc.	DE	OTH	Zurich Structured Finance, Inc.	Ownership	100.000	Zurich Insurance Group Ltd.		11
		00000					Research Triangle Office MGP, LLC	DE	OTH	Research Triangle MGP Manager, Inc.	Ownership	1.000	Zurich Insurance Group Ltd.		11
		00000					Research Triangle Office MGP, LLC	DE	OTH	Zurich Structured Finance, Inc.	Ownership	99.000	Zurich Insurance Group Ltd.		11
		00000					REX Baume S.C.I	FRA	OTH	REX Holding France	Ownership	100.000	Zurich Insurance Group Ltd.		11
		00000					REX Holding France	FRA	OTH	REX OPPCI Fonds	Ownership	100.000	Zurich Insurance Group Ltd.		11
		00000					REX Holding S.a.r.l.	LUX	OTH	REX-ZDHL S.C.S. SICAV-SIF	Ownership	100.000	Zurich Insurance Group Ltd.		11
		00000					REX Mauchamps	FRA	OTH	REX Holding France	Ownership	100.000	Zurich Insurance Group Ltd.		11
		00000					REX Vilette	FRA	OTH	REX Holding France	Ownership	0.000	Zurich Insurance Group Ltd.		11
		00000					REX-Aurea-ZDHL S.C.S.	LUX	OTH	REX-ZDHL GP S.à r.l.	Ownership	100.000	Zurich Insurance Group Ltd.		11
		00000					REX-De Baak B.V.	NLD	OTH	REX Holding S.à r.l.	Ownership	100.000	Zurich Insurance Group Ltd.		11
		00000					REX-Germany-ZDHL S.C.S	LUX	OTH	REX-ZDHL S.C.S. SICAV-SIF	Ownership	95.240	Zurich Insurance Group Ltd.		11

STATEMENT AS OF MARCH 31, 2023 OF THE FARMERS GROUP PROPERTY AND CASUALTY INSURANCE COMPANY

SCHEDULE Y
PART 1A - DETAIL OF INSURANCE HOLDING COMPANY SYSTEM

1	2	3	4	5	6	7	8	9	10	11	12	13	14	15	16
Group Code	Group Name	NAIC Company Code	ID Number	Federal RSSD	CIK	Name of Securities Exchange if Publicly Traded (U.S. or International)	Names of Parent, Subsidiaries Or Affiliates	Domi-ciliary Location	Relation-ship to Reporting Entity	Directly Controlled by (Name of Entity/Person)	Type of Control (Ownership, Board, Management, Attorney-in-Fact, Influence, Other)	If Control is Ownership Provide Percentage	Ultimate Controlling Entity(ies)/Person(s)	Is an SCA Filing Re-quired? (Yes/No)	*
		00000					REX-Humboldtthafen Verwaltungs GmbH	.DEU	OTH	REX-ZDL S.C.S. SICAV-SIF	Ownership	100.000	Zurich Insurance Group Ltd.		11
		00000					Rex-Spain-ZDHL S.L.	.ESP	OTH	Zurich Deutscher Herold Lebensversicherung Aktiengesellschaf	Ownership	100.000	Zurich Insurance Group Ltd.		11
		00000					REX-The East S.à.r.l.	.LUX	OTH	REX-ZDL S.C.S. SICAV-SIF	Ownership	94.800	Zurich Insurance Group Ltd.		11
		00000					REX-ZDHL GP S.a.r.l.	.LUX	OTH	Zurich Deutscher Herold Lebensversicherung Aktiengesellschaf	Ownership	100.000	Zurich Insurance Group Ltd.		11
		00000					REX-ZDHL S.C.S. SICAV-SIF	.LUX	OTH	Zurich Deutscher Herold Lebensversicherung Aktiengesellschaf	Ownership	100.000	Zurich Insurance Group Ltd.		11
		00000					Rock Inne Vastgoed B.V.	.NLD	OTH	REX Holding S.à.r.l.	Ownership	100.000	Zurich Insurance Group Ltd.		11
		00000					Rokin 21 B.V.	.NLD	OTH	Roxana Vastgoed B.V.	Ownership	100.000	Zurich Insurance Group Ltd.		11
		00000					Rokin 49 B.V.	.NLD	OTH	Rock Inne Vastgoed B.V.	Ownership	100.000	Zurich Insurance Group Ltd.		11
		00000					Roxana Vastgoed B.V.	.NLD	OTH	REX Holding S.à.r.l.	Ownership	100.000	Zurich Insurance Group Ltd.		11
.0212	Zurich Ins Group	39039	41-1375004				Rural Community Insurance Company	.MN	OTH	Zurich American Insurance Company	Ownership	100.000	Zurich Insurance Group Ltd.		11
		00000	61-1791237				San Diego Retail 1, LLC	.DE	OTH	Zurich American Insurance Company	Ownership	100.000	Zurich Insurance Group Ltd.		11
		00000					Santander Rio Seguros S.A.	.ARG	OTH	Inversiones ZS America SpA	Ownership	4.000	Zurich Insurance Group Ltd.		11
		00000					Santander Rio Seguros S.A.	.ARG	OTH	Zurich Santander Insurance America, S.L.	Ownership	96.000	Zurich Insurance Group Ltd.		11
		00000					Santander Seguros Sociedad Anónima	.URY	OTH	Zurich Santander Insurance America, S.L.	Ownership	100.000	Zurich Insurance Group Ltd.		11
		00000					Saudi National Insurance Company	.BHR	OTH	Zurich Insurance Company Ltd (Bahrain Branch)	Ownership	5.000	Zurich Insurance Group Ltd.		11
		00000	46-3060914				SEA APARTMENT 2, LLC	.DE	OTH	Zurich American Insurance Company	Ownership	100.000	Zurich Insurance Group Ltd.		11
		00000					Serviaide, S.A. - Sociedad Unipersonal	.ESP	OTH	AIDE Asistencia Seguros y Reaseguros, S.A. - Sociedad Uniper	Ownership	100.000	Zurich Insurance Group Ltd.		11
		00000					Servizurich S.A. - Sociedad Unipersonal	.ESP	OTH	Zurich Insurance plc, Sucursal en Espana	Ownership	100.000	Zurich Insurance Group Ltd.		11
		00000	47-1153493				SF Apt 1, LLC	.DE	OTH	Zurich American Insurance Company	Ownership	100.000	Zurich Insurance Group Ltd.		11
		00000	75-2195089				Special Insurance Services, Inc.	.IL	OTH	Zurich American Insurance Company	Ownership	100.000	Zurich Insurance Group Ltd.	NO	11
		00000					Speigelhof Vastgoed B.V.	.DEU	OTH	RE Curve Holding B.V.	Ownership	100.000	Zurich Insurance Group Ltd.		11
		00000					Springboard Health and Performance Pty Ltd	.AUS	OTH	DTC Bidco Pty Ltd	Ownership	100.000	Zurich Insurance Group Ltd.		11
		00000					Springworks International AB	.SWE	OTH	autoSense AG	Ownership	50.000	Zurich Insurance Group Ltd.		11
.0212	Zurich U.S. Insurance Pool Group	26387	52-0981481				Steadfast Insurance Company	.IL	OTH	Zurich American Insurance Company	Ownership	100.000	Zurich Insurance Group Ltd.		11
		00000					Steadfast Santa Clarita Holdings LLC	.DE	OTH	Steadfast Insurance Company	Ownership	100.000	Zurich Insurance Group Ltd.		11
		00000					Stratos Limited	.NZL	OTH	DTC NZ Bidco Limited	Ownership	100.000	Zurich Insurance Group Ltd.		11
		00000					Swiss Insurance Management (Hong Kong) Limited	.HKG	OTH	Zurich Services (Hong Kong) Limited	Ownership	0.495	Zurich Insurance Group Ltd.		11
		00000					Swiss Insurance Management (Hong Kong) Limited	.HKG	OTH	Zurich Insurance Holdings (Hong Kong) Limited	Ownership	99.505	Zurich Insurance Group Ltd.		11
		00000					TDG Tele Dienste GmbH	.DEU	OTH	Zurich Beteiligungs-Aktiengesellschaft (Deutschland)	Ownership	100.000	Zurich Insurance Group Ltd.		11
		00000					Tennysen Insurance Limited	.GBR	OTH	Zurich Holdings (UK) Limited	Ownership	100.000	Zurich Insurance Group Ltd.		11
		00000					The Liverpool Reversionary Company Limited	.GBR	OTH	Zurich Legacy Solutions Services (UK) Limited	Ownership	100.000	Zurich Insurance Group Ltd.		11
		00000	36-3839542				The Zurich Services Corporation	.IL	OTH	Zurich Holding Company of America, Inc.	Ownership	100.000	Zurich Insurance Group Ltd.		11
		00000					TopReport Schadenbesichtigungs GmbH	.AUT	OTH	Zurich Versicherungs-Aktiengesellschaft	Ownership	14.286	Zurich Insurance Group Ltd.		11
		00000					Travel Ace Chile S.A.	.CHL	OTH	Travel Ace Internacional de Servicios S.A.	Ownership	1.000	Zurich Insurance Group Ltd.		11
		00000					Travel Ace Chile S.A.	.CHL	OTH	Zürich Versicherungs-Gesellschaft AG	Ownership	99.000	Zurich Insurance Group Ltd.		11
		00000					Travel Ace Internacional de Servicios S.A.	.URY	OTH	Zürich Versicherungs-Gesellschaft AG	Ownership	100.000	Zurich Insurance Group Ltd.		11
		00000					Travel Assist Pty Limited	.AUS	OTH	ASTIS Holdings Limited	Ownership	100.000	Zurich Insurance Group Ltd.		11
		00000					Travel Insurance Partners Pty Ltd	.AUS	OTH	Travel Assist Pty Limited	Ownership	100.000	Zurich Insurance Group Ltd.		11
		00000					Travel Insurance Services Canada Inc.	.CAN	OTH	World Travel Protection Canada Inc.	Ownership	100.000	Zurich Insurance Group Ltd.	NO	11
		00000					Travellex Insurance Services Limited	.DE	OTH	Cover-More Holdings USA Inc.	Ownership	100.000	Zurich Insurance Group Ltd.		11

STATEMENT AS OF MARCH 31, 2023 OF THE FARMERS GROUP PROPERTY AND CASUALTY INSURANCE COMPANY

SCHEDULE Y
PART 1A - DETAIL OF INSURANCE HOLDING COMPANY SYSTEM

1	2	3	4	5	6	7	8	9	10	11	12	13	14	15	16
Group Code	Group Name	NAIC Company Code	ID Number	Federal RSSD	CIK	Name of Securities Exchange if Publicly Traded (U.S. or International)	Names of Parent, Subsidiaries Or Affiliates	Domi-ciliary Location	Relation-ship to Reporting Entity	Directly Controlled by (Name of Entity/Person)	Type of Control (Ownership, Board, Management, Attorney-in-Fact, Influence, Other)	If Control is Ownership Provide Percentage	Ultimate Controlling Entity(ies)/Person(s)	Is an SCA Filing Re-quired? (Yes/No)	*
		00000	95-2670330				Truck Underwriters Association	CA	OTH	Farmers Group, Inc.	Ownership	100.000	Zurich Insurance Group Ltd.		10
		00000					Turegum Immobilien AG	CHE	OTH	Zurich Versicherungs-Gesellschaft AG	Ownership	100.000	Zurich Insurance Group Ltd.		11
		00000					UA Assistance S.A. de C.V.	MEX	OTH	Travel Ace Internacional de Servicios S.A.	Ownership	0.000	Zurich Insurance Group Ltd.		11
		00000					UA Assistance S.A. de C.V.	MEX	OTH	Zürich Versicherungs-Gesellschaft AG	Ownership	100.000	Zurich Insurance Group Ltd.		11
		00000					Universal Assistance Assistencia Ao Viajante Ltda	BRA	OTH	Perunsel S.A.	Ownership	0.000	Zurich Insurance Group Ltd.		11
		00000					Universal Assistance S.A.	ARG	OTH	World Wide Assistance S.A.	Ownership	92.710	Zurich Insurance Group Ltd.		11
		00000					Universal Assistance S.A.	ARG	OTH	Zürich Versicherungs-Gesellschaft AG	Ownership	7.290	Zurich Insurance Group Ltd.		11
		00000					Universal Assistance S.A.	URY	OTH	Zürich Versicherungs-Gesellschaft AG	Ownership	100.000	Zurich Insurance Group Ltd.		11
		00000					Universal Travel Assistance S.A.S.	COL	OTH	Zürich Versicherungs-Gesellschaft AG	Ownership	100.000	Zurich Insurance Group Ltd.		11
.0212	Zurich U.S. Insurance Pool Group	41181	43-1249228				Universal Underwriters Insurance Company	IL	OTH	Zurich American Insurance Company	Ownership	100.000	Zurich Insurance Group Ltd.		11
		00000					Universal Underwriters of Texas Insurance Company	IL	OTH	Universal Underwriters Insurance Company	Ownership	100.000	Zurich Insurance Group Ltd.		11
.0212	Zurich U.S. Insurance Pool Group	40843	36-3139101				Universal Underwriters Service Corporation	MO	OTH	Zurich Holding Company of America, Inc.	Ownership	100.000	Zurich Insurance Group Ltd.		11
		00000	43-1269296				Universal Assistance Inc.	FL	OTH	Universal Assistance S.A.	Ownership	0.000	Zurich Insurance Group Ltd.		11
		00000	26-1282208				Vehicle Dealer Solutions, Inc.	FL	OTH	Zurich Holding Company of America, Inc.	Ownership	100.000	Zurich Insurance Group Ltd.		11
		00000					Winchester Land, LLC	FL	OTH	R3 FL Holdings, LLC	Ownership	100.000	Zurich Insurance Group Ltd.		11
		00000					Winn-Dixie MGP Manager, Inc.	DE	OTH	Zurich Structured Finance, Inc.	Ownership	100.000	Zurich Insurance Group Ltd.		11
		00000					Wohnen H3B Humboldthafen GmbH&Co.KG	DEU	OTH	REX-ZDHL S.C.S. SICAV-SIF	Ownership	94.900	Zurich Insurance Group Ltd.		11
		00000					World Travel Protection Canada Inc.	CAN	OTH	Zurich Canadian Holdings Limited	Ownership	100.000	Zurich Insurance Group Ltd.		11
		00000					World Wide Assistance S.A.	ARG	OTH	Zürich Versicherungs-Gesellschaft AG	Ownership	100.000	Zurich Insurance Group Ltd.		11
		00000					Wrightway Underwriting Limited	IRL	OTH	Ballykilliane Holdings Limited	Ownership	100.000	Zurich Insurance Group Ltd.		11
		00000					Z flex Gesellschaft fur Personaldienstleistungen mbH	DEU	OTH	Zurich Structured Finance, Inc. (Deutschland)	Ownership	100.000	Zurich Insurance Group Ltd.		11
		00000					ZCM (U.S.) Limited	DE	OTH	Zurich Finance Company Ltd	Ownership	100.000	Zurich Insurance Group Ltd.		11
		00000					ZCM Asset Holding Company (Bermuda) Limited	BMU	OTH	Zurich Finance Company Ltd	Ownership	100.000	Zurich Insurance Group Ltd.		11
		00000					ZCM Matched Funding Corp.	CYM	OTH	Zurich Capital Markets Inc.	Ownership	100.000	Zurich Insurance Group Ltd.		11
		00000	20-5900744				ZFUS Services, LLC	DE	OTH	Zurich Holding Company of America, Inc. Zurich Legacy Solutions Services (UK)	Ownership	100.000	Zurich Insurance Group Ltd.		11
		00000					ZGEE14 Limited	GBR	OTH	Limited Zurich Lebensversicherungs-Gesellschaft AG	Ownership	100.000	Zurich Insurance Group Ltd.		11
		00000					ZLS Aseguradora de Colombia S.A	COL	OTH	Zürich Versicherungs-Gesellschaft AG	Ownership	4.430	Zurich Insurance Group Ltd.		11
		00000					ZLS Aseguradora de Colombia S.A	COL	OTH	Zürich Versicherungs-Gesellschaft AG	Ownership	95.000	Zurich Insurance Group Ltd.		11
		00000	02-0802795				ZNA Services, LLC	DE	OTH	ZFUS Services, LLC	Ownership	100.000	Zurich Insurance Group Ltd.		11
		00000					ZPC Capital Limited	GBR	OTH	Zurich Holdings (UK) Limited	Ownership	100.000	Zurich Insurance Group Ltd.		11
		00000					ZSF / Office KY, LLC	DE	OTH	Euclid Office LP	Ownership	100.000	Zurich Insurance Group Ltd.		11
		00000					ZSF / Office NV, LLC	DE	OTH	Euclid Office LP	Ownership	100.000	Zurich Insurance Group Ltd.		11
		00000					ZSF / Office NY, LLC	DE	OTH	Euclid Office LP	Ownership	100.000	Zurich Insurance Group Ltd.		11
		00000					ZSF KY Annex, LLC	DE	OTH	Euclid KY Annex, LP	Ownership	100.000	Zurich Insurance Group Ltd.		11
		00000					ZSF/Bloomington, LLC	DE	OTH	Bloomington Office LP	Ownership	100.000	Zurich Insurance Group Ltd.		11
		00000					ZSF/C1 MGP Manager, Inc	DE	OTH	Zurich Structured Finance, Inc.	Ownership	100.000	Zurich Insurance Group Ltd.		11
		00000					ZSF/C1 MGP, LLC	DE	OTH	ZSF/C1 MGP Manager, Inc	Ownership	1.000	Zurich Insurance Group Ltd.		11
		00000					ZSF/C1 MGP, LLC	DE	OTH	Zurich Structured Finance, Inc.	Ownership	99.000	Zurich Insurance Group Ltd.		11
		00000					ZSF/C2 MGP Manager, Inc	DE	OTH	Zurich Structured Finance, Inc.	Ownership	100.000	Zurich Insurance Group Ltd.		11
		00000					ZSF/C2 MGP, LLC	DE	OTH	ZSF/CF2 MGP Manager, Inc.	Ownership	1.000	Zurich Insurance Group Ltd.		11
		00000					ZSF/C2 MGP, LLC	DE	OTH	Zurich Structured Finance, Inc.	Ownership	99.000	Zurich Insurance Group Ltd.		11
		00000					ZSF/Dallas Tower, LLC	DE	OTH	Dallas Tower LP	Ownership	100.000	Zurich Insurance Group Ltd.		11
		00000					ZSF/Kansas, LLC	DE	OTH	Kansas City Office LP	Ownership	100.000	Zurich Insurance Group Ltd.		11
		00000					ZSF/Land Parcels LLC	DE	OTH	Zurich Structured Finance, Inc.	Ownership	100.000	Zurich Insurance Group Ltd.		11

12.10

STATEMENT AS OF MARCH 31, 2023 OF THE FARMERS GROUP PROPERTY AND CASUALTY INSURANCE COMPANY

SCHEDULE Y
PART 1A - DETAIL OF INSURANCE HOLDING COMPANY SYSTEM

1	2	3	4	5	6	7	8	9	10	11	12	13	14	15	16
Group Code	Group Name	NAIC Company Code	ID Number	Federal RSSD	CIK	Name of Securities Exchange if Publicly Traded (U.S. or International)	Names of Parent, Subsidiaries Or Affiliates	Domi-ciliary Location	Relation-ship to Reporting Entity	Directly Controlled by (Name of Entity/Person)	Type of Control (Ownership, Board, Management, Attorney-in-Fact, Influence, Other)	If Control is Ownership Provide Percentage	Ultimate Controlling Entity(ies)/Person(s)	Is an SCA Filing Re-quired? (Yes/No)	*
		00000					ZSF/Research Gateway, LLC	DE	OTH	Raleigh/Durham Offices, L.P.	Ownership	100.000	Zurich Insurance Group Ltd.		11
		00000					ZSF/WD Fitzgerald, LLC	DE	OTH	Euclid Warehouses LP	Ownership	100.000	Zurich Insurance Group Ltd.		11
		00000					ZSF/WD Hammond, LLC	DE	OTH	Euclid Warehouses LP	Ownership	100.000	Zurich Insurance Group Ltd.		11
		00000					ZSF/WD Jacksonville, LLC	DE	OTH	Euclid Warehouses LP	Ownership	100.000	Zurich Insurance Group Ltd.		11
		00000					ZSF/WD Opa Locka, LLC	DE	OTH	Euclid Warehouses LP	Ownership	100.000	Zurich Insurance Group Ltd.		11
		00000	36-3096373				ZSPH LLC	DE	OTH	Zurich Holding Company of America, Inc.	Ownership	100.000	Zurich Insurance Group Ltd.		11
		00000					ZSG Kfz-ZulassungsservicegesmbH	AUT	OTH	Zurich Versicherungs-Aktiengesellschaft	Ownership	33.333	Zurich Insurance Group Ltd.		11
		00000					Zurich - Companhia de Seguros Vida S.A.	PRT	OTH	Zurich Finanz-Gesellschaft AG	Ownership	0.001	Zurich Insurance Group Ltd.		11
		00000					Zurich - Companhia de Seguros Vida S.A.	PRT	OTH	Zurich Investments Life S.p.A.	Ownership	0.001	Zurich Insurance Group Ltd.		11
		00000					Zurich - Companhia de Seguros Vida S.A.	PRT	OTH	Zurich Lebensversicherungs-Gesellschaft AG	Ownership	99.996	Zurich Insurance Group Ltd.		11
		00000					Zurich - Companhia de Seguros Vida S.A.	PRT	OTH	Zurich Versicherungs-Gesellschaft AG	Ownership	0.001	Zurich Insurance Group Ltd.		11
		00000					Zurich - Companhia de Seguros Vida S.A.	PRT	OTH	Zurich Vida, Companhia de Seguros y Reaseguros, S.A. - Sociad	Ownership	0.001	Zurich Insurance Group Ltd.		11
		00000					Zurich (Scotland) Limited Partnership	GBR	OTH	Zurich General Partner (Scotland) Ltd	Ownership	100.000	Zurich Insurance Group Ltd.		11
		00000					Zurich Advice Network Limited	GBR	OTH	Allied Dunbar Assurance plc	Ownership	100.000	Zurich Insurance Group Ltd.		11
		00000					Zurich AFIN Mexico, S.A. DE C.V.	MEX	OTH	Zurich Compania de Sefuros, S.A.	Ownership	0.002	Zurich Insurance Group Ltd.		11
		00000					Zurich AFIN Mexico, S.A. DE C.V.	MEX	OTH	Zurich Versicherungs-Gesellschaft AG	Ownership	99.998	Zurich Insurance Group Ltd.		11
		00000	04-3126497				Zurich Agency Services Inc.	IA	OTH	Zurich Holding Company of America, Inc.	Ownership	100.000	Zurich Insurance Group Ltd.		11
		00000	86-1164252				Zurich Alternative Asset Management, LLC	DE	OTH	Zurich Holding Company of America, Inc.	Ownership	100.000	Zurich Insurance Group Ltd.		11
		00000					Zurich America Latina Serviços Brasil Ltda.	BRA	OTH	Zurich Lebensversicherungs-Gesellschaft AG	Ownership	0.010	Zurich Insurance Group Ltd.		11
		00000					Zurich America Latina Serviços Brasil Ltda.	BRA	OTH	Zurich Versicherungs-Gesellschaft AG	Ownership	99.990	Zurich Insurance Group Ltd.		11
.0212	Zurich U.S. Insurance Pool Group	16535	36-4233459				Zurich American Insurance Company	NY	OTH	Zurich Holding Company of America, Inc.	Ownership	100.000	Zurich Insurance Group Ltd.		11
.0212	Zurich U.S. Insurance Pool Group	27855	36-2781080				Zurich American Insurance Company of Illinois	IL	OTH	American Zurich Insurance Company	Ownership	100.000	Zurich Insurance Group Ltd.		11
.0212	Zurich Ins Group	90557	36-3050975				Zurich American Life Insurance Company	IL	OTH	Zurich Holding Company of America, Inc.	Ownership	100.000	Zurich Insurance Group Ltd.		11
		14178	27-4746162				Zurich American Life Insurance Company of New York	NY	OTH	Zurich American Life Insurance Company	Ownership	100.000	Zurich Insurance Group Ltd.		11
		00000					Zurich Argentina Cia. de Seguros S.A.	ARG	OTH	Inversiones Suizo-Argentina S.A.	Ownership	55.461	Zurich Insurance Group Ltd.		11
		00000	AA-2130022				Zurich Argentina Cia. de Seguros S.A.	ARG	OTH	Zurich Versicherungs-Gesellschaft AG	Ownership	44.536	Zurich Insurance Group Ltd.		11
		00000	AA-2130022				Zurich Argentina Compania de Seguros de Retiro S.A.	ARG	OTH	Zurich Argentina Cia. de Seguros S.A.	Ownership	46.642	Zurich Insurance Group Ltd.		11
		00000					Zurich Argentina Compania de Seguros de Retiro S.A.	ARG	OTH	Zurich Versicherungs-Gesellschaft AG	Ownership	53.358	Zurich Insurance Group Ltd.		11
		00000					Zurich Aseguradora Argentina S.A.	ARG	OTH	Zurich Versicherungs-Gesellschaft AG	Ownership	99.900	Zurich Insurance Group Ltd.		11
		00000					Zurich Aseguradora Mexicana, S.A. de C.V.	MEX	OTH	Zurich Lebensversicherungs-Gesellschaft AG	Ownership	0.000	Zurich Insurance Group Ltd.		11
		00000					Zurich Aseguradora Mexicana, S.A. de C.V.	MEX	OTH	Zurich Versicherungs-Gesellschaft AG	Ownership	100.000	Zurich Insurance Group Ltd.		11
		00000					Zurich Asset Management Gerente de Fondos Comunes de Inversi	ARG	OTH	Inversiones Suizo-Argentina S.A.	Ownership	90.000	Zurich Insurance Group Ltd.		11
		00000					Zurich Asset Management Gerente de Fondos Comunes de Inversi	ARG	OTH	Isis S.A.	Ownership	10.000	Zurich Insurance Group Ltd.		11
		00000					Zurich Assurance Ltd	GBR	OTH	Eagle Star Holdings Limited	Ownership	100.000	Zurich Insurance Group Ltd.		11
		00000					Zurich Assure Australia Pty Limited	AUS	OTH	Zurich Financial Services Australia Limited	Ownership	100.000	Zurich Insurance Group Ltd.		11
		00000					Zurich Australia Limited	AUS	OTH	Zurich Financial Services Australia Limited	Ownership	100.000	Zurich Insurance Group Ltd.		11
		00000	AA-1930995				Zurich Australian Insurance Limited	AUS	OTH	Zurich Financial Services Australia Limited	Ownership	100.000	Zurich Insurance Group Ltd.		11

12.11

STATEMENT AS OF MARCH 31, 2023 OF THE FARMERS GROUP PROPERTY AND CASUALTY INSURANCE COMPANY

SCHEDULE Y

PART 1A - DETAIL OF INSURANCE HOLDING COMPANY SYSTEM

1	2	3	4	5	6	7	8	9	10	11	12	13	14	15	16
Group Code	Group Name	NAIC Company Code	ID Number	Federal RSSD	CIK	Name of Securities Exchange if Publicly Traded (U.S. or International)	Names of Parent, Subsidiaries Or Affiliates	Domi-ciliary Location	Relation-ship to Reporting Entity	Directly Controlled by (Name of Entity/Person)	Type of Control (Ownership, Board, Management, Attorney-in-Fact, Influence, Other)	If Control is Ownership Provide Percentage	Ultimate Controlling Entity(ies)/Person(s)	Is an SCA Filing Re-quired? (Yes/No)	*
		00000					Zurich Australian Insurance Properties Pty Limited	.AUS	OTH	Zurich Australia Limited	Ownership	40.000	Zurich Insurance Group Ltd.		11
		00000					Zurich Australian Insurance Properties Pty Limited	.AUS	OTH	Zurich Australian Insurance Limited	Ownership	60.000	Zurich Insurance Group Ltd.		11
		00000					Zurich Australian Property Holdings Pty Ltd	.AUS	OTH	Zürich Versicherungs-Gesellschaft AG	Ownership	100.000	Zurich Insurance Group Ltd.		11
		00000					Zurich Bank International Limited	.GBR	OTH	Universal Assistance Chile S.A.	Ownership	100.000	Zurich Insurance Group Ltd.		11
		00000	13-4186554				Zurich Benefit Finance LLC	.DE	OTH	Zurich Holding Company of America, Inc.	Ownership	100.000	Zurich Insurance Group Ltd.		11
		00000					Zurich Beteiligungs-Aktiengesellschaft (Deutschland)	.DEU	OTH	Zurich IT Service AG Niederlassung fur Deutschland	Ownership	82.617	Zurich Insurance Group Ltd.		11
		00000					Zurich Beteiligungs-Aktiengesellschaft (Deutschland)	.DEU	OTH	Zurich Leben Service AG Niederlassung fur Deutschland	Ownership	17.383	Zurich Insurance Group Ltd.		11
		00000					Zurich Brasil Capitalizacao S.A	.BRA	OTH	Zurich Versicherungs-Gesellschaft AG	Ownership	100.000	Zurich Insurance Group Ltd.		11
		00000					Zurich Brasil Companhia de Seguros	.BRA	OTH	Zurich Minas Brasil Seguros S.A.	Ownership	100.000	Zurich Insurance Group Ltd.		11
		00000					Zurich Building Control Services Limited	.GBR	OTH	Zurich Holdings (UK) Limited	Ownership	100.000	Zurich Insurance Group Ltd.		11
		00000					Zurich Canadian Holdings Limited	.CAN	OTH	Zurich Insurance Company Ltd, Canadian Branch	Ownership	68.819	Zurich Insurance Group Ltd.		11
		00000			0001028769		Zurich Canadian Holdings Limited	.CAN	OTH	Zurich Versicherungs-Gesellschaft AG	Ownership	31.181	Zurich Insurance Group Ltd.		11
		00000					Zurich Capital Markets Inc.	.DE	OTH	ZCM (U.S.) Limited	Ownership	100.000	Zurich Insurance Group Ltd.		11
		00000					Zurich Capital Markets Securities Inc.	.DE	OTH	Zurich Capital Markets Inc.	Ownership	100.000	Zurich Insurance Group Ltd.		11
		00000					Zurich Commercial Services (Europe) GmbH	.DEU	OTH	Zürich Beteiligungs-Aktiengesellschaft (Deutschland)	Ownership	100.000	Zurich Insurance Group Ltd.		11
		00000					Zurich Community Trust (UK) Limited	.GBR	OTH	Zurich Financial Services (UKISA) Limited	Ownership	50.000	Zurich Insurance Group Ltd.		11
		00000					Zurich Community Trust (UK) Limited	.GBR	OTH	Zurich Financial Services (UKISA) Nominees Limited	Ownership	50.000	Zurich Insurance Group Ltd.		11
		00000					Zurich Compania de Reaseguros Argentina S.A.	.ARG	OTH	Inversiones Suizo-Argentina S.A.	Ownership	95.000	Zurich Insurance Group Ltd.		11
		00000					Zurich Compania de Reaseguros Argentina S.A.	.ARG	OTH	Zurich Versicherungs-Gesellschaft AG	Ownership	5.000	Zurich Insurance Group Ltd.		11
		00000					Zurich Compania de Seguros, S.A.	.MEX	OTH	Zurich Versicherungs-Gesellschaft AG	Ownership	99.883	Zurich Insurance Group Ltd.		11
		00000					Zurich Corredora de Bolsa S.A.	.CHL	OTH	Inversiones Suizo Chilena S.A.	Ownership	99.000	Zurich Insurance Group Ltd.		11
		00000					Zurich Corredora de Bolsa S.A.	.CHL	OTH	Zurich Investments Chile S.A.	Ownership	1.000	Zurich Insurance Group Ltd.		11
		00000					Zurich Customer Active Management, d.o.o.	.SVN	OTH	Zürich Versicherungs-Gesellschaft AG	Ownership	100.000	Zurich Insurance Group Ltd.		11
		00000	36-4412924				Zurich CZI Management Holding Ltd.	.DE	OTH	Zurich Global Investment Management Inc.	Ownership	100.000	Zurich Insurance Group Ltd.		11
		00000					Zurich Deutscher Herold Lebensversicherung Aktiengesellschaft	.DEU	OTH	Deutscher Herold Aktiengesellschaft	Ownership	67.540	Zurich Insurance Group Ltd.		11
		00000					Zurich Deutscher Herold Lebensversicherung Aktiengesellschaft	.DEU	OTH	Zurich Beteiligungs-Aktiengesellschaft (Deutschland)	Ownership	32.460	Zurich Insurance Group Ltd.		11
		00000	95-4773780				Zurich E&S Insurance Brokerage, Inc.	.CA	OTH	Zurich American Insurance Company	Ownership	100.000	Zurich Insurance Group Ltd.		11
		00000					Zurich Employment Services Limited	.GBR	OTH	Zurich Financial Services (UKISA) Limited	Ownership	100.000	Zurich Insurance Group Ltd.		11
		00000					Zurich Engineering Inspection Services Ireland Limited	.IRL	OTH	Zurich Insurance plc	Ownership	100.000	Zurich Insurance Group Ltd.		11
		00000					Zurich Eurolife S.A.	.LUX	OTH	Zurich Lebensversicherungs-Gesellschaft AG	Ownership	90.000	Zurich Insurance Group Ltd.		11
		00000					Zurich Eurolife S.A.	.LUX	OTH	Zurich Versicherungs-Gesellschaft AG	Ownership	10.000	Zurich Insurance Group Ltd.		11
		00000	AA-0053640				Zurich F&I Reinsurance T&C Limited	.TCA	OTH	Universal Underwriters Service Corporation	Ownership	100.000	Zurich Insurance Group Ltd.		11
		00000	AA-0053640				Zurich F&I Reinsurance T&C Limited	.TCA	OTH	Zurich Agency Services Inc.	Ownership	0.001	Zurich Insurance Group Ltd.		11
		00000					Zurich Fianzas Mexico, S.A.DE C.V.	.MEX	OTH	Zurich Versicherungs-Gesellschaft AG	Ownership	100.000	Zurich Insurance Group Ltd.		11
		00000					Zurich Finance (Australia) Limited	.AUS	OTH	Zürich Versicherungs-Gesellschaft AG	Ownership	100.000	Zurich Insurance Group Ltd.		11
		00000					Zurich Finance (Ireland) DAC	.IRL	OTH	Zürich Versicherungs-Gesellschaft AG	Ownership	100.000	Zurich Insurance Group Ltd.		11

STATEMENT AS OF MARCH 31, 2023 OF THE FARMERS GROUP PROPERTY AND CASUALTY INSURANCE COMPANY

SCHEDULE Y
PART 1A - DETAIL OF INSURANCE HOLDING COMPANY SYSTEM

1	2	3	4	5	6	7	8	9	10	11	12	13	14	15	16
Group Code	Group Name	NAIC Company Code	ID Number	Federal RSSD	CIK	Name of Securities Exchange if Publicly Traded (U.S. or International)	Names of Parent, Subsidiaries Or Affiliates	Domi-ciliary Location	Relation-ship to Reporting Entity	Directly Controlled by (Name of Entity/Person)	Type of Control (Ownership, Board, Management, Attorney-in-Fact, Influence, Other)	If Control is Ownership Provide Percentage	Ultimate Controlling Entity(ies)/Person(s)	Is an SCA Filing Re-quired? (Yes/No)	*
		00000					Zurich Finance (UK) plc	.GBR	OTH	Zurich Financial Services (UKISA) Limited Zurich Financial Services (UKISA) Nominees Limited	Ownership	99.998	Zurich Insurance Group Ltd.		11
		00000					Zurich Finance (UK) plc	.GBR	OTH	Zurich Financial Services (UKISA) Limited	Ownership	0.002	Zurich Insurance Group Ltd.		11
		00000					Zurich Finance Company Ltd	.CHE	OTH	Zurich Versicherungs-Gesellschaft AG	Ownership	100.000	Zurich Insurance Group Ltd.		11
		00000					Zurich Financial Services (Isle of Man) Group Services Limited	.GBR	OTH	Zurich Versicherungs-Gesellschaft AG	Ownership	100.000	Zurich Insurance Group Ltd.		11
		00000					Zurich Financial Services (Isle of Man) Holdings Limited	.GBR	OTH	Zurich Versicherungs-Gesellschaft AG	Ownership	100.000	Zurich Insurance Group Ltd.		11
		00000					Zurich Financial Services (Isle of Man) Insurance Manager Lt	.GBR	OTH	Zurich Versicherungs-Gesellschaft AG	Ownership	100.000	Zurich Insurance Group Ltd.		11
		00000					Zurich Financial Services (UKISA) Limited	.GBR	OTH	Allied Zurich Holdings Limited	Ownership	90.316	Zurich Insurance Group Ltd.		11
		00000					Zurich Financial Services (UKISA) Limited	.GBR	OTH	Zurich Insurance plc	Ownership	9.684	Zurich Insurance Group Ltd.		11
		00000					Zurich Financial Services (UKISA) Nominees Limited	.GBR	OTH	Zurich Financial Services (UKISA) Limited	Ownership	100.000	Zurich Insurance Group Ltd.		11
		00000	AA-1930995				Zurich Financial Services Australia Limited	.AUS	OTH	Zurich Versicherungs-Gesellschaft AG	Ownership	100.000	Zurich Insurance Group Ltd.		11
		00000					Zurich Financial Services EUB Holdings Limited	.IRL	OTH	Zurich Ins Group	Ownership	0.083	Zurich Insurance Group Ltd.		11
		00000					Zurich Financial Services EUB Holdings Limited	.IRL	OTH	Zurich Insurance Group Ltd.	Ownership	99.917	Zurich Insurance Group Ltd.		11
		00000					Zurich Financial Services UK Pension Trustee Limited	.GBR	OTH	Zurich Financial Services (UKISA) Limited	Ownership	99.000	Zurich Insurance Group Ltd.		11
		00000					Zurich Finanz-Gesellschaft AG	.CHE	OTH	Zurich Versicherungs-Gesellschaft AG	Ownership	100.000	Zurich Insurance Group Ltd.		11
		00000					Zurich General Insurance Company (China) Limited	.CHN	OTH	Zurich Versicherungs-Gesellschaft AG	Ownership	100.000	Zurich Insurance Group Ltd.		11
		00000					Zurich General Insurance (Hong Kong) Limited	.HKG	OTH	Zurich Insurance Company Ltd, Hong Kong Branch	Ownership	100.000	Zurich Insurance Group Ltd.		11
		00000					Zurich General Insurance Malaysia Berhad	.MYS	OTH	Zürich Versicherungs-Gesellschaft AG	Ownership	100.000	Zurich Insurance Group Ltd.		11
		00000					Zurich General Partner (Scotland) Ltd	.GBR	OTH	Allied Zurich Holdings Limited	Ownership	100.000	Zurich Insurance Group Ltd.		11
		00000					Zurich General Takaful Malaysia Berhad	.MYS	OTH	Zurich Holdings Malaysia Berhad	Ownership	100.000	Zurich Insurance Group Ltd.		11
		00000					Zurich GL Servicios Mexico, S.A. de C.V.	.MEX	OTH	Zurich Compañía de Seguros, S.A.	Ownership	5.000	Zurich Insurance Group Ltd.		11
		00000					Zurich GL Servicios Mexico, S.A. de C.V.	.MEX	OTH	Zurich Vida, Compañía de Seguros, S.A.	Ownership	95.000	Zurich Insurance Group Ltd.		11
		00000					Zurich Global Corporate UK Limited	.GBR	OTH	Zurich Holdings (UK) Limited	Ownership	100.000	Zurich Insurance Group Ltd.		11
		00000	04-3729755				Zurich Global Investment Management Inc.	.DE	OTH	Zurich Holding Company of America, Inc.	Ownership	100.000	Zurich Insurance Group Ltd.		11
		00000	AA-3190947				Zurich Global, Ltd.	.BMU	OTH	Zurich Holding Company of America, Inc.	Ownership	100.000	Zurich Insurance Group Ltd.		11
		00000					Zurich Global Ventures MGA Solutions (SA)	.BEL	OTH	Zürich Versicherungs-Gesellschaft AG	Ownership	100.000	Zurich Insurance Group Ltd.		11
		00000					Zurich Group Pension Services (UK) Ltd	.GBR	OTH	Zurich Assurance Ltd	Ownership	100.000	Zurich Insurance Group Ltd.		11
		00000					Zurich GSG Limited	.GBR	OTH	Zurich GSH Limited	Ownership	100.000	Zurich Insurance Group Ltd.		11
		00000					Zurich GSH Limited	.GBR	OTH	Zurich Holdings (UK) Limited	Ownership	100.000	Zurich Insurance Group Ltd.		11
		00000	36-3096373				Zurich Holding Company of America, Inc.	.DE	OTH	Zurich Versicherungs-Gesellschaft AG	Ownership	100.000	Zurich Insurance Group Ltd.		11
		00000					Zurich Holding Ireland Limited	.IRL	OTH	Zurich Versicherungs-Gesellschaft AG	Ownership	100.000	Zurich Insurance Group Ltd.		11
		00000					Zurich Holdings (UK) Limited	.GBR	OTH	Zurich Versicherungs-Gesellschaft AG	Ownership	100.000	Zurich Insurance Group Ltd.		11
		00000					Zurich Immobilien (Deutschland) AG & Co. KG	.DEU	OTH	Zurich Immobilien-treuhand (Deutschland) GmbH	Ownership	0.000	Zurich Insurance Group Ltd.		11
		00000					Zurich Immobilien Liegenschafts-verwaltungs-GesmbH	.AUT	OTH	Zurich Versicherungs-Gesellschaft AG	Ownership	100.000	Zurich Insurance Group Ltd.		11
		00000					Zurich Immobilien-treuhand (Deutschland) GmbH	.DEU	OTH	Zurich Deutscher Herold Lebensversicherung Aktiengesellschaft	Ownership	100.000	Zurich Insurance Group Ltd.		11
		00000					Zurich Insurance Company (U.K.) Limited	.GBR	OTH	Zurich Versicherungs-Gesellschaft AG	Ownership	100.000	Zurich Insurance Group Ltd.		11
		00000					Zurich Insurance Company Escritorio de Representacao no Bras	.BRA	OTH	Zurich Versicherungs-Gesellschaft AG	Ownership	100.000	Zurich Insurance Group Ltd.		11

STATEMENT AS OF MARCH 31, 2023 OF THE FARMERS GROUP PROPERTY AND CASUALTY INSURANCE COMPANY

SCHEDULE Y
PART 1A - DETAIL OF INSURANCE HOLDING COMPANY SYSTEM

1	2	3	4	5	6	7	8	9	10	11	12	13	14	15	16
Group Code	Group Name	NAIC Company Code	ID Number	Federal RSSD	CIK	Name of Securities Exchange if Publicly Traded (U.S. or International)	Names of Parent, Subsidiaries Or Affiliates	Domi-ciliary Location	Relation-ship to Reporting Entity	Directly Controlled by (Name of Entity/Person)	Type of Control (Ownership, Board, Management, Attorney-in-Fact, Influence, Other)	If Control is Ownership Provide Percentage	Ultimate Controlling Entity(ies)/Person(s)	Is an SCA Filing Re-quired? (Yes/No)	*
		00000					Zurich Insurance Company Ltd., Representative Office Buenos Aires	.ARG.	OTH.	Zurich Versicherungs-Gesellschaft AG	Ownership	100.000	Zurich Insurance Group Ltd.		11
		00000			0001127799	SIX Swiss Exchange	Zurich Insurance Group Ltd.	.CHE	OTH.	Board of Directors	Board		Shareholders		
		00000					Zurich Insurance Holdings (Hong Kong) Limited	.HKG	OTH.	Zurich Versicherungs-Gesellschaft AG	Ownership	100.000	Zurich Insurance Group Ltd.		11
		00000					Zurich Insurance Malaysia Berhad	.MYS	OTH.	Zurich Versicherungs-Gesellschaft AG	Ownership	100.000	Zurich Insurance Group Ltd.		11
		00000	AA-1780059				Zurich Insurance plc	.IRL	OTH.	Zurich Beteiligungs-Aktiengesellschaft (Deutschland)	Ownership	25.074	Zurich Insurance Group Ltd.		7
		00000	AA-1780059				Zurich Insurance plc	.IRL	OTH.	Zurich Holding Ireland Limited	Ownership	70.405	Zurich Insurance Group Ltd.		7
		00000	AA-1780059				Zurich Insurance plc	.IRL	OTH.	Zurich Insurance Company Ltd - Rappresentanza Generale per I	Ownership	4.521	Zurich Insurance Group Ltd.		7
		00000					Zurich Insurance plc, Representative Office Buenos Aires	.ARG.	OTH.	Zurich Insurance plc	Ownership	100.000	Zurich Insurance Group Ltd.		11
		00000					Zurich Intermediary Group Limited	.GBR	OTH.	Zurich Financial Services (UKISA) Limited Zurich Financial Services (UKISA) Nominees Limited	Ownership	99.999	Zurich Insurance Group Ltd.		11
		00000					Zurich Intermediary Group Limited	.GBR	OTH.	Zurich Holdings (UK) Limited	Ownership	0.001	Zurich Insurance Group Ltd.		11
		00000	AA-1120018				Zurich International (UK) Limited	.GBR	OTH.	Zurich Versicherungs-Gesellschaft AG	Ownership	100.000	Zurich Insurance Group Ltd.		11
		00000					Zurich International Life Limited	.GBR	OTH.	Zurich Versicherungs-Gesellschaft AG	Ownership	100.000	Zurich Insurance Group Ltd.		11
		00000					Zurich International Pensions Administration Limited	.IMN	OTH.	Zurich International Life Limited	Ownership	100.000	Zurich Insurance Group Ltd.		11
		00000					Zurich Invest AG	.CHE	OTH.	Zurich Versicherungs-Gesellschaft AG	Ownership	100.000	Zurich Insurance Group Ltd.		11
		00000					Zurich Invest ICAV	.IRL	OTH.	Zurich Invest AG	Ownership	50.000	Zurich Insurance Group Ltd.		11
		00000					Zurich Invest ICAV	.IRL	OTH.	Zürich Versicherungs-Gesellschaft AG	Ownership	50.000	Zurich Insurance Group Ltd.		11
		00000					Zurich Investment Management Limited	.AUS	OTH.	Zurich Australia Limited	Ownership	100.000	Zurich Insurance Group Ltd.		11
		00000					Zurich Investment Services Limited	.BMU	OTH.	Zurich Finance Company Ltd	Ownership	100.000	Zurich Insurance Group Ltd.		11
		00000					Zurich Investments Life S.p.A.	.ITA	OTH.	Zurich Insurance Company Ltd - Rappresentanza Generale per I	Ownership	100.000	Zurich Insurance Group Ltd.		11
		00000					Zurich Ireland Master Trustee Designated Activity Company	.IRL	OTH.	Zurich Life Assurance plc	Ownership	100.000	Zurich Insurance Group Ltd.	NO	
		00000					Zurich Italy S.p.A.	.ITA	OTH.	Zürich Versicherungs-Gesellschaft AG	Ownership	100.000	Zurich Insurance Group Ltd.		11
		00000					Zurich JVCompany Servicios Mexico, S.A. DE C.V.	.MEX	OTH.	Zurich Santander Seguros Mexico, S.A.	Ownership	99.998	Zurich Insurance Group Ltd.		11
		00000					Zurich JVCompany Servicios Mexico, S.A. DE C.V.	.MEX	OTH.	Zurich Vida, Compania de Seguros, S.A.	Ownership	0.002	Zurich Insurance Group Ltd.		11
		00000					Zurich Kunden Center GmbH	.DEU	OTH.	Zurich Beteiligungs-Aktiengesellschaft (Deutschland)	Ownership	100.000	Zurich Insurance Group Ltd.		11
		00000	26-0530367				Zurich Latin America Corporation	.FL	OTH.	Zurich Holding Company of America, Inc.	Ownership	100.000	Zurich Insurance Group Ltd.		11
		00000					Zurich Latin America Holding S.L. - Sociedad Unipersonal	.ESP	OTH.	Zurich Lebensversicherungs-Gesellschaft AG	Ownership	100.000	Zurich Insurance Group Ltd.		11
		00000					Zurich Latin American Services S.A.	.ARG	OTH.	Inversiones Suizo-Argentina S.A.	Ownership	6.320	Zurich Insurance Group Ltd.		11
		00000					Zurich Latin American Services S.A.	.ARG	OTH.	Zurich Versicherungs-Gesellschaft AG	Ownership	93.680	Zurich Insurance Group Ltd.		11
		00000					Zurich Lebensversicherungs-Gesellschaft AG	.CHE	OTH.	Zurich Versicherungs-Gesellschaft AG	Ownership	100.000	Zurich Insurance Group Ltd.		11
		00000					Zurich Legacy Solutions Services (UK) Limited	.GBR	OTH.	Zurich Versicherungs-Gesellschaft AG	Ownership	100.000	Zurich Insurance Group Ltd.		11
		00000					Zurich Life Assurance plc	.IRL	OTH.	Zurich Holding Ireland Limited	Ownership	100.000	Zurich Insurance Group Ltd.		11
		00000					Zurich Life Insurance (Hong Kong) Limited	.HKG	OTH.	Zürich Versicherungs-Gesellschaft AG	Ownership	100.000	Zurich Insurance Group Ltd.		11
		00000					Zurich Life Insurance Company Ltd., Representative office Buenos Aires	.ARG	OTH.	Zurich Lebensversicherungs-Gesellschaft AG	Ownership	100.000	Zurich Insurance Group Ltd.		11
		00000					Zurich Life Preparatory Japan Co. Ltd.	.JPN	OTH.	Zürich Lebensversicherungs-Gesellschaft AG	Ownership	100.000	Zurich Insurance Group Ltd.		11
		00000					Zurich Livellwell Services and Solutions AG	.CHE	OTH.	Zürich Versicherungs-Gesellschaft AG	Ownership	100.000	Zurich Insurance Group Ltd.		11

12.14

STATEMENT AS OF MARCH 31, 2023 OF THE FARMERS GROUP PROPERTY AND CASUALTY INSURANCE COMPANY

SCHEDULE Y
PART 1A - DETAIL OF INSURANCE HOLDING COMPANY SYSTEM

1	2	3	4	5	6	7	8	9	10	11	12	13	14	15	16
Group Code	Group Name	NAIC Company Code	ID Number	Federal RSSD	CIK	Name of Securities Exchange if Publicly Traded (U.S. or International)	Names of Parent, Subsidiaries Or Affiliates	Domiciliary Location	Relationship to Reporting Entity	Directly Controlled by (Name of Entity/Person)	Type of Control (Ownership, Board, Management, Attorney-in-Fact, Influence, Other)	If Control is Ownership Provide Percentage	Ultimate Controlling Entity(ies)/Person(s)	Is an SCA Filing Required? (Yes/No)	*
		00000					Zurich Management (Bermuda) Ltd	.BMU	OTH	Zurich Versicherungs-Gesellschaft AG	Ownership	100.000	Zurich Insurance Group Ltd.		11
		00000					Zurich Management Services Limited	.GBR	OTH	Zurich Holdings (UK) Limited	Ownership	100.000	Zurich Insurance Group Ltd.		11
		00000					Zurich Minas Brasil Seguros S.A.	.BRA	OTH	Zurich Versicherungs-Gesellschaft AG	Ownership	100.000	Zurich Insurance Group Ltd.		11
		00000					Zurich Pension Trustees Ireland Limited	.IRL	OTH	Zurich Insurance plc	Ownership	50.000	Zurich Insurance Group Ltd.		11
		00000					Zurich Pension Trustees Ireland Limited	.IRL	OTH	Zurich Trustee Services Limited	Ownership	50.000	Zurich Insurance Group Ltd.		11
		00000					Zurich Pension Trustees Limited	.GBR	OTH	Zurich Assurance Ltd	Ownership	100.000	Zurich Insurance Group Ltd.		11
		00000					Zurich Pensions Management Limited	.GBR	OTH	Allied Dunbar Assurance plc	Ownership	100.000	Zurich Insurance Group Ltd.		11
		00000					Zurich Pensionskassen-Beratung AG	.CHE	OTH	Zurich Lebensversicherungs-Gesellschaft AG	Ownership	100.000	Zurich Insurance Group Ltd.		11
		00000					Zurich Professional Limited	.GBR	OTH	Zurich Holdings (UK) Limited	Ownership	100.000	Zurich Insurance Group Ltd.		11
		00000					Zurich Project Finance (UK) Limited	.GBR	OTH	Zürich Versicherungs-Gesellschaft AG	Ownership	100.000	Zurich Insurance Group Ltd.		11
		00000					Zurich Properties Pty Limited	.AUS	OTH	Zurich Australia Limited	Ownership	40.001	Zurich Insurance Group Ltd.		11
		00000					Zurich Properties Pty Limited	.AUS	OTH	Zurich Australian Insurance Limited	Ownership	59.999	Zurich Insurance Group Ltd.		11
		00000					Zurich Property Services Malaysia Sdn Bhd	.MYS	OTH	Zurich Versicherungs-Gesellschaft AG	Ownership	100.000	Zurich Insurance Group Ltd.		11
		00000	30-0165071				Zurich Realty, Inc.	.MD	OTH	Zurich Holding Company of America, Inc.	Ownership	100.000	Zurich Insurance Group Ltd.		11
		00000					Zurich Rechtsschutz-Schadenservice GmbH	.DEU	OTH	Zurich Beteiligungs-Aktiengesellschaft (Deutschland)	Ownership	100.000	Zurich Insurance Group Ltd.		11
		00000					Zurich Resseguradora Brasil S.A.	.BRA	OTH	Zurich Lebensversicherungs-Gesellschaft AG	Ownership	0.001	Zurich Insurance Group Ltd.		11
		00000					Zurich Resseguradora Brasil S.A.	.BRA	OTH	Zurich Versicherungs-Gesellschaft AG	Ownership	99.999	Zurich Insurance Group Ltd.		11
		00000					Zurich Risk Management Services (India) Private Limited	.IND	OTH	Zürich Rückversicherungs-Gesellschaft AG	Ownership	1.000	Zurich Insurance Group Ltd.		11
		00000					Zurich Risk Management Services (India) Private Limited	.IND	OTH	Zurich Versicherungs-Gesellschaft AG	Ownership	99.000	Zurich Insurance Group Ltd.		11
		00000					Zurich Rückversicherungs-Gesellschaft AG	.CHE	OTH	Zurich Versicherungs-Gesellschaft AG	Ownership	100.000	Zurich Insurance Group Ltd.		11
		00000					Zurich Sander Vermögensverwaltungs AG (Deutschland)	.DEU	OTH	Zürich Beteiligungs-Aktiengesellschaft (Deutschland)	Ownership	32.460	Zurich Insurance Group Ltd.	NO	11
		00000					Zurich Sander Vermögensverwaltungs AG (Deutschland)	.DEU	OTH	Deutscher Herold Aktiengesellschaft	Ownership	67.540	Zurich Insurance Group Ltd.	NO	11
		00000					Zurich Santander Brasil Odonto LTDA.	.BRA	OTH	Zurich Santander Brasil Seguros e Previdência S.A.	Ownership	99.000	Zurich Insurance Group Ltd.		11
		00000					Zurich Santander Brasil Odonto LTDA.	.BRA	OTH	Zurich Santander Brasil Seguros S.A.	Ownership	1.000	Zurich Insurance Group Ltd.		11
		00000					Zurich Santander Brasil Seguros e Previdência S.A.	.BRA	OTH	Zurich Latin America Holding S.L. - Sociedad Unipersonal	Ownership	0.220	Zurich Insurance Group Ltd.		11
		00000					Zurich Santander Brasil Seguros e Previdência S.A.	.BRA	OTH	Zurich Santander Holding (Spain), S.L.	Ownership	99.568	Zurich Insurance Group Ltd.		11
		00000					Zurich Santander Brasil Seguros S.A.	.BRA	OTH	Zurich Santander Brasil Seguros e Previdência S.A.	Ownership	100.000	Zurich Insurance Group Ltd.		11
		00000					Zurich Santander Holding (Spain), S.L.	.ESP	OTH	Zurich Santander Insurance America, S.L.	Ownership	100.000	Zurich Insurance Group Ltd.		11
		00000					Zurich Santander Holding Dos (Spain), S.L.	.ESP	OTH	Zurich Santander Insurance America, S.L. - Zurich Latin America Holding S.L. - Sociedad Unipersonal	Ownership	100.000	Zurich Insurance Group Ltd.		11
		00000					Zurich Santander Insurance America, S.L.	.ESP	OTH	Sociedad Unipersonal	Ownership	51.000	Zurich Insurance Group Ltd.		11
		00000					Zurich Santander Seguros Argentina S.A.	.ARG	OTH	Inversiones ZS America SpA	Ownership	4.000	Zurich Insurance Group Ltd.		11
		00000					Zurich Santander Seguros Argentina S.A.	.ARG	OTH	Zurich Santander Insurance America, S.L.	Ownership	96.000	Zurich Insurance Group Ltd.		11
		00000					Zurich Santander Seguros de Vida Chile S.A.	.CHL	OTH	Inversiones ZS America Dos Limitada	Ownership	99.782	Zurich Insurance Group Ltd.		11
		00000					Zurich Santander Seguros de Vida Chile S.A.	.CHL	OTH	Inversiones ZS America SpA	Ownership	0.218	Zurich Insurance Group Ltd.		11
		00000					Zurich Santander Seguros Generales Chile S.A.	.CHL	OTH	Inversiones ZS America Dos Limitada	Ownership	99.505	Zurich Insurance Group Ltd.		11
		00000					Zurich Santander Seguros Generales Chile S.A.	.CHL	OTH	Inversiones ZS America SpA	Ownership	0.495	Zurich Insurance Group Ltd.		11
		00000					Zurich Santander Seguros Mexico, S.A.	.MEX	OTH	Inversiones ZS America SpA	Ownership	0.001	Zurich Insurance Group Ltd.		11

12.15

STATEMENT AS OF MARCH 31, 2023 OF THE FARMERS GROUP PROPERTY AND CASUALTY INSURANCE COMPANY

SCHEDULE Y
PART 1A - DETAIL OF INSURANCE HOLDING COMPANY SYSTEM

1	2	3	4	5	6	7	8	9	10	11	12	13	14	15	16
Group Code	Group Name	NAIC Company Code	ID Number	Federal RSSD	CIK	Name of Securities Exchange if Publicly Traded (U.S. or International)	Names of Parent, Subsidiaries Or Affiliates	Domiciliary Location	Relationship to Reporting Entity	Directly Controlled by (Name of Entity/Person)	Type of Control (Ownership, Board, Management, Attorney-in-Fact, Influence, Other)	If Control is Ownership Provide Percentage	Ultimate Controlling Entity(ies)/Person(s)	Is an SCA Filing Required? (Yes/No)	*
		00000					Zurich Santander Seguros Mexico, S.A.	.MEX	OTH	Zurich Santander Insurance America, S.L.	Ownership	99.999	Zurich Insurance Group Ltd.		11
		00000					Zurich Schweiz Services AG	.CHE	OTH	Zürich Versicherungs-Gesellschaft AG	Ownership	100.000	Zurich Insurance Group Ltd.		11
		00000					Zurich Seguros Ecuador, S.A.	.ECU	OTH	Zürich Versicherungs-Gesellschaft AG	Ownership	100.000	Zurich Insurance Group Ltd.		11
		00000					Zurich Service GmbH	.DEU	OTH	Zurich Versicherungs-Aktiengesellschaft	Ownership	100.000	Zurich Insurance Group Ltd.		11
		00000					Zurich Services (Australia) Pty Limited	.AUS	OTH	Zurich Financial Services Australia Limited	Ownership	100.000	Zurich Insurance Group Ltd.		11
		00000					Zurich Services (Hong Kong) Limited	.HKG	OTH	Zurich Insurance Holdings (Hong Kong) Limited	Ownership	99.997	Zurich Insurance Group Ltd.		11
		00000					Zurich Services (Hong Kong) Limited	.HKG	OTH	Zürich Versicherungs-Gesellschaft AG	Ownership	0.003	Zurich Insurance Group Ltd.		11
		00000					Zurich Services A.I.E.	.ESP	OTH	AIDE Asistencia Seguros y Reaseguros, S.A. - Sociedad Uniper	Ownership	0.001	Zurich Insurance Group Ltd.		11
		00000					Zurich Services A.I.E.	.ESP	OTH	Bansabadell Pensiones, E.G.F.P. S.A.	Ownership	0.001	Zurich Insurance Group Ltd.		11
		00000					Zurich Services A.I.E.	.ESP	OTH	Bansabadell Seguros Generales, S.A. de Seguros y Reaseguros	Ownership	0.001	Zurich Insurance Group Ltd.		11
		00000					Zurich Services A.I.E.	.ESP	OTH	Bansabadell Vida S.A. de Seguros y Reaseguros	Ownership	0.001	Zurich Insurance Group Ltd.		11
		00000					Zurich Services A.I.E.	.ESP	OTH	Zurich Vida, Sucursal en Espana	Ownership	97.180	Zurich Insurance Group Ltd.		11
		00000					Zurich Services A.I.E.	.ESP	OTH	Zurich Vida, Compania de Seguros y Reaseguros, S.A. - Sociad	Ownership	2.816	Zurich Insurance Group Ltd.		11
		00000					Zurich Services Company (Pty) Ltd	.AUS	OTH	Zürich Versicherungs-Gesellschaft AG	Ownership	100.000	Zurich Insurance Group Ltd.		11
		00000	35-2546417				Zurich Services US, LLC	.DE	OTH	Farmers Group, Inc.	Ownership	50.000	Zurich Insurance Group Ltd.		11
		00000	35-2546417				Zurich Services US, LLC	.DE	OTH	Zurich Holding Company of America, Inc.	Ownership	50.000	Zurich Insurance Group Ltd.		11
		00000					Zurich Servicios de Mexico, S.A. de C.V.	.MEX	OTH	Zurich Vida, Compania de Seguros, S.A.	Ownership	90.000	Zurich Insurance Group Ltd.		11
		00000					Zurich Servicios de Mexico, S.A. de C.V.	.MEX	OTH	Zurich, Compania de Seguros, S.A.	Ownership	10.000	Zurich Insurance Group Ltd.		11
		00000					ZURICH SERVICIOS DIRECTO ESPAÑA, S.L.	.ESP	OTH	Zurich Insurance Mobile Solutions AG	Ownership	100.000	Zurich Insurance Group Ltd.		11
		00000					Zurich Servicios y Soporte México, S.A. de C.V.	.MEX	OTH	Zürich Lebensversicherungs-Gesellschaft AG	Ownership	0.020	Zurich Insurance Group Ltd.		11
		00000					Zurich Servicios y Soporte México, S.A. de C.V.	.MEX	OTH	Zürich Versicherungs-Gesellschaft AG	Ownership	99.980	Zurich Insurance Group Ltd.		11
		00000					Zurich Shared Services S.A.	.CHL	OTH	Inversiones Suizo Chilena S.A.	Ownership	99.987	Zurich Insurance Group Ltd.		11
		00000					Zurich Shared Services S.A.	.CHL	OTH	Zurich Investments Chile S.A.	Ownership	0.013	Zurich Insurance Group Ltd.		11
		00000					Zurich Sigorta A.S.	.TUR	OTH	Zurich Versicherungs-Gesellschaft AG	Ownership	100.000	Zurich Insurance Group Ltd.		11
		00000					Zurich Small Amount and Short Term Insurance Ltd	.JPN	OTH	Zürich Versicherungs-Gesellschaft AG	Ownership	100.000	Zurich Insurance Group Ltd.		11
		00000					Zurich South America Invest AB	.SWE	OTH	Zurich Versicherungs-Gesellschaft AG	Ownership	100.000	Zurich Insurance Group Ltd.		11
		00000					Zurich Specialties London Limited	.GBR	OTH	Zurich Holdings (UK) Limited	Ownership	100.000	Zurich Insurance Group Ltd.		11
		00000					Zurich Structured Finance, Inc.	.DE	OTH	Zurich Finance Company Ltd	Ownership	100.000	Zurich Insurance Group Ltd.		11
		00000					Zurich Takaful Malaysia Berhad (ZTMB)	.MYS	OTH	Zurich Versicherungs-Gesellschaft AG	Ownership	100.000	Zurich Insurance Group Ltd.		11
		00000					Zurich Technical and Consulting Services (Beijing) Co. Ltd.	.CHN	OTH	Zurich Insurance Holdings (Hong Kong) Limited	Ownership	100.000	Zurich Insurance Group Ltd.		11
		00000					Zurich Technical Development (China) Limited	.CHN	OTH	Zurich Insurance Holdings (Hong Kong) Limited	Ownership	100.000	Zurich Insurance Group Ltd.	NO	
		00000					Zurich Technology Malaysia Sdn Bhd	.MYS	OTH	Zurich Technology Services Malaysia Sdn Bhd	Ownership	100.000	Zurich Insurance Group Ltd.		11
		00000					Zurich Technology Services Malaysia Sdn Bhd	.MYS	OTH	Zurich Versicherungs-Gesellschaft AG	Ownership	100.000	Zurich Insurance Group Ltd.		11
		00000					Zurich Transitional Services Limited	.GBR	OTH	Zurich Holdings (UK) Limited	Ownership	100.000	Zurich Insurance Group Ltd.		11
		00000					Zurich Travel Solutions Pty Limited	.AUS	OTH	Zürich Versicherungs-Gesellschaft AG	Ownership	100.000	Zurich Insurance Group Ltd.		11
		00000					Zurich Treasury Services Limited	.IRL	OTH	Zurich Financial Services EUB Holdings Limited	Ownership	100.000	Zurich Insurance Group Ltd.		11
		00000					Zurich Trustee Services Limited	.IRL	OTH	Zurich Life Assurance plc	Ownership	100.000	Zurich Insurance Group Ltd.		11
		00000					Zurich UK General Employee Services Limited	.GBR	OTH	Zurich UK General Services Limited	Ownership	100.000	Zurich Insurance Group Ltd.		11

STATEMENT AS OF MARCH 31, 2023 OF THE FARMERS GROUP PROPERTY AND CASUALTY INSURANCE COMPANY

SCHEDULE Y

PART 1A - DETAIL OF INSURANCE HOLDING COMPANY SYSTEM

1	2	3	4	5	6	7	8	9	10	11	12	13	14	15	16
Group Code	Group Name	NAIC Company Code	ID Number	Federal RSSD	CIK	Name of Securities Exchange if Publicly Traded (U.S. or International)	Names of Parent, Subsidiaries Or Affiliates	Domiciliary Location	Relationship to Reporting Entity	Directly Controlled by (Name of Entity/Person)	Type of Control (Ownership, Board, Management, Attorney-in-Fact, Influence, Other)	If Control is Ownership Provide Percentage	Ultimate Controlling Entity(ies)/Person(s)	Is an SCA Filing Required? (Yes/No)	*
		00000					Zurich UK General Services Limited	GBR	OTH	Zurich Holdings (UK) Limited	Ownership	100.000	Zurich Insurance Group Ltd.		11
		00000	AA-1220080				Zurich Versicherungs-Aktiengesellschaft	AUT	OTH	Zurich Versicherungs-Gesellschaft AG	Ownership	99.981	Zurich Insurance Group Ltd.		8
		00000	AA-1460190				Zurich Versicherungs-Gesellschaft AG	CHE	OTH	Zurich Insurance Group Ltd.	Ownership	100.000	Zurich Insurance Group Ltd.		9
		00000					Zurich Vida e Previdencia S.A.	BRA	OTH	Zurich Minas Brasil Seguros S.A.	Ownership	100.000	Zurich Insurance Group Ltd.		11
		00000	AA-1840022				Zurich Vida, Compañía de Seguros y Reaseguros, S.A. - Sociad	ESP	OTH	Zurich Lebensversicherungs-Gesellschaft AG	Ownership	100.000	Zurich Insurance Group Ltd.		11
		00000	AA-2734111				Zurich Vida, Compañía de Seguros, S.A.	MEX	OTH	Zurich Versicherungs-Gesellschaft AG	Ownership	100.000	Zurich Insurance Group Ltd.		11
		00000					Zurich Vorsorge-Beratungs und Vertriebs GmbH (Deutschland)	DEU	OTH	Zürich Beteiligungs-Aktiengesellschaft (Deutschland)	Ownership	100.000	Zurich Insurance Group Ltd.		11
		00000					Zurich Whiteley Investment Trust Limited	GBR	OTH	Zurich Insurance plc	Ownership	100.000	Zurich Insurance Group Ltd.		11
		00000					Zurich Whiteley Trust Limited	GBR	OTH	Zurich Whiteley Investment Trust Limited	Ownership	100.000	Zurich Insurance Group Ltd.		11
		00000					Zurich Workplace Solutions (Middle East) Limited	ARE	OTH	Zurich International Life Limited	Ownership	100.000	Zurich Insurance Group Ltd.		11

Asterisk	Explanation
	Note 1: Farmers Insurance Exchange is a California interinsurance exchange owned by its policyholders. Its attorney-in-fact is Farmers Group, Inc. dba Farmers Underwriters Association, which is a subsidiary of Zurich Insurance Group Ltd.
	Note 2: Farmers Group Inc, as attorney-in-fact for Farmers Insurance Exchange, provides management services to Farmers Texas County Mutual Insurance Company.
	Note 3: Fire Insurance Exchange is a California interinsurance exchange owned by its policyholders. Its attorney-in-fact is Fire Underwriters Association, which is a subsidiary of Zurich Insurance Group Ltd.
	Note 4: Foremost County Mutual Insurance Company is a Texas County mutual insurance company managed by Foremost Insurance Company Grand Rapids, Michigan.
	Note 5: Foremost Lloyds of Texas is a Texas company managed by Foremost Insurance Company Grand Rapids, Michigan.
	Note 6: Truck Insurance Exchange is a California interinsurance exchange owned by its policyholders. Its attorney-in-fact is Truck Underwriters Association, which is a subsidiary of Zurich Insurance Group Ltd.
	Note 7: Zurich Insurance Plc operates branches in the following countries: Italy (AA-1364106), Portugal (AA-1820001), Spain (AA-1840150), and United Kingdom (AA-1780059).
	Note 8: Zurich Versicherungs-Aktiengesellschaft operates a branch in Germany (AA-1340017)
	Note 9: Zurich Versicherungs-Gesellschaft AG also known as Zurich Insurance Company, Ltd operates branches in the following countries: Bermuda (AA-3190825), Canada (AA-1560999), Hong Kong (AA-5324112), Ireland (AA-1780042), Japan (AA-1584115), and Singapore (AA-5760036). It also operates a management entity Alpina International (AA-1460010) in Switzerland.
	Note 10: An affiliate entity is the attorney-in-fact of Farmers Insurance Exchange, Fire Insurance Exchange and Truck Insurance Exchange (collectively Exchanges). The reporting entity's relationship to the Exchanges, their subsidiaries, and the affiliates that they manage is classified as OTHER.
	Note 11: This company is a subsidiary of Zurich Insurance Group Ltd., and is an affiliate of Farmers Group, Inc.
	Note 12: Farmers Lloyds Insurance Company of Texas is a Texas company managed by Farmers Lloyds, Inc.

STATEMENT AS OF MARCH 31, 2023 OF THE FARMERS GROUP PROPERTY AND CASUALTY INSURANCE COMPANY

PART 1 - LOSS EXPERIENCE

Line of Business	Current Year to Date			4 Prior Year to Date Direct Loss Percentage
	1 Direct Premiums Earned	2 Direct Losses Incurred	3 Direct Loss Percentage	
1. Fire				
2.1 Allied Lines				
2.2 Multiple peril crop				
2.3 Federal flood	56	45,000	80,760.9	
2.4 Private crop				
2.5 Private flood				
3. Farmowners multiple peril				
4. Homeowners multiple peril	34,935,901	19,300,950	55.2	41.2
5.1 Commercial multiple peril (non-liability portion)				
5.2 Commercial multiple peril (liability portion)				
6. Mortgage guaranty				
8. Ocean marine				
9. Inland marine	569,385	345,741	60.7	12.6
10. Financial guaranty				
11.1 Medical professional liability - occurrence				
11.2 Medical professional liability - claims-made				
12. Earthquake	247,853	62,500	25.2	(28.6)
13.1 Comprehensive (hospital and medical) individual				
13.2 Comprehensive (hospital and medical) group				
14. Credit accident and health				
15.1 Vision only				
15.2 Dental only				
15.3 Disability income				
15.4 Medicare supplement				
15.5 Medicaid Title XIX				
15.6 Medicare Title XVIII				
15.7 Long-term care				
15.8 Federal employees health benefits plan				
15.9 Other health				
16. Workers' compensation				
17.1 Other liability - occurrence	759,911	740,174	97.4	86.2
17.2 Other liability - claims-made				
17.3 Excess workers' compensation				
18.1 Products liability - occurrence				
18.2 Products liability - claims-made				
19.1 Private passenger auto no-fault (personal injury protection)	8,320,565	12,265,455	147.4	69.1
19.2 Other private passenger auto liability	57,277,206	38,174,981	66.6	49.7
19.3 Commercial auto no-fault (personal injury protection)				
19.4 Other commercial auto liability				
21.1 Private passenger auto physical damage	56,165,348	40,982,751	73.0	70.6
21.2 Commercial auto physical damage				
22. Aircraft (all perils)				
23. Fidelity				
24. Surety				
26. Burglary and theft				
27. Boiler and machinery				
28. Credit				
29. International				
30. Warranty				
31. Reinsurance - Nonproportional Assumed Property	XXX	XXX	XXX	XXX
32. Reinsurance - Nonproportional Assumed Liability	XXX	XXX	XXX	XXX
33. Reinsurance - Nonproportional Assumed Financial Lines	XXX	XXX	XXX	XXX
34. Aggregate write-ins for other lines of business				
35. Totals	158,276,224	111,917,552	70.7	56.2
DETAILS OF WRITE-INS				
3401.				
3402.				
3403.				
3498. Summary of remaining write-ins for Line 34 from overflow page				
3499. Totals (Lines 3401 through 3403 plus 3498)(Line 34 above)				

STATEMENT AS OF MARCH 31, 2023 OF THE FARMERS GROUP PROPERTY AND CASUALTY INSURANCE COMPANY

PART 2 - DIRECT PREMIUMS WRITTEN

Line of Business		1 Current Quarter	2 Current Year to Date	3 Prior Year Year to Date
1.	Fire			
2.1	Allied Lines			
2.2	Multiple peril crop			
2.3	Federal flood			
2.4	Private crop			
2.5	Private flood			
3.	Farmowners multiple peril			
4.	Homeowners multiple peril	31,714,448	31,714,448	28,733,237
5.1	Commercial multiple peril (non-liability portion)			
5.2	Commercial multiple peril (liability portion)			
6.	Mortgage guaranty			
8.	Ocean marine			
9.	Inland marine	458,314	458,314	546,631
10.	Financial guaranty			
11.1	Medical professional liability - occurrence			
11.2	Medical professional liability - claims-made			
12.	Earthquake	192,125	192,125	224,369
13.1	Comprehensive (hospital and medical) individual			
13.2	Comprehensive (hospital and medical) group			
14.	Credit accident and health			
15.1	Vision only			
15.2	Dental only			
15.3	Disability income			
15.4	Medicare supplement			
15.5	Medicaid Title XIX			
15.6	Medicare Title XVIII			
15.7	Long-term care			
15.8	Federal employees health benefits plan			
15.9	Other health			
16.	Workers' compensation			
17.1	Other liability - occurrence	727,149	727,149	794,278
17.2	Other liability - claims-made			
17.3	Excess workers' compensation			
18.1	Products liability - occurrence			
18.2	Products liability - claims-made			
19.1	Private passenger auto no-fault (personal injury protection)	8,028,395	8,028,395	7,860,801
19.2	Other private passenger auto liability	55,772,933	55,772,933	54,709,420
19.3	Commercial auto no-fault (personal injury protection)			
19.4	Other commercial auto liability			
21.1	Private passenger auto physical damage	56,383,956	56,383,956	52,716,157
21.2	Commercial auto physical damage			
22.	Aircraft (all perils)			
23.	Fidelity			
24.	Surety			
26.	Burglary and theft			
27.	Boiler and machinery			
28.	Credit			
29.	International			
30.	Warranty			
31.	Reinsurance - Nonproportional Assumed Property	XXX	XXX	XXX
32.	Reinsurance - Nonproportional Assumed Liability	XXX	XXX	XXX
33.	Reinsurance - Nonproportional Assumed Financial Lines	XXX	XXX	XXX
34.	Aggregate write-ins for other lines of business			
35.	Totals	153,277,321	153,277,321	145,584,893
DETAILS OF WRITE-INS				
3401.			
3402.			
3403.			
3498.	Summary of remaining write-ins for Line 34 from overflow page			
3499.	Totals (Lines 3401 through 3403 plus 3498)(Line 34 above)			

STATEMENT AS OF MARCH 31, 2023 OF THE FARMERS GROUP PROPERTY AND CASUALTY INSURANCE COMPANY

PART 3 (000 omitted)

LOSS AND LOSS ADJUSTMENT EXPENSE RESERVES SCHEDULE

	1	2	3	4	5	6	7	8	9	10	11	12	13
Years in Which Losses Occurred	Prior Year-End Known Case Loss and LAE Reserves	Prior Year-End IBNR Loss and LAE Reserves	Total Prior Year-End Loss and LAE Reserves (Cols. 1+2)	2023 Loss and LAE Payments on Claims Reported as of Prior Year-End	2023 Loss and LAE Payments on Claims Unreported as of Prior Year-End	Total 2023 Loss and LAE Payments (Cols. 4+5)	Q.S. Date Known Case Loss and LAE Reserves on Claims Reported and Open as of Prior Year End	Q.S. Date Known Case Loss and LAE Reserves on Claims Reported or Reopened Subsequent to Prior Year End	Q.S. Date IBNR Loss and LAE Reserves	Total Q.S. Loss and LAE Reserves (Cols.7+8+9)	Prior Year-End Known Case Loss and LAE Reserves Developed (Savings)/ Deficiency (Cols.4+7 minus Col. 1)	Prior Year-End IBNR Loss and LAE Reserves Developed (Savings)/ Deficiency (Cols. 5+8+9 minus Col. 2)	Prior Year-End Total Loss and LAE Reserve Developed (Savings)/ Deficiency (Cols. 11+12)
1. 2020 + Prior													
2. 2021													
3. Subtotals 2021 + Prior													
4. 2022													
5. Subtotals 2022 + Prior													
6. 2023	XXX	XXX	XXX	XXX			XXX				XXX	XXX	XXX
7. Totals													
8. Prior Year-End Surplus As Regards Policyholders	273,212										Col. 11, Line 7 As % of Col. 1 Line 7	Col. 12, Line 7 As % of Col. 2 Line 7	Col. 13, Line 7 As % of Col. 3 Line 7
											1.	2.	3.
											Col. 13, Line 7 As a % of Col. 1 Line 8		
											4.		

SUPPLEMENTAL EXHIBITS AND SCHEDULES INTERROGATORIES

The following supplemental reports are required to be filed as part of your statement filing. However, in the event that your company does not transact the type of business for which the special report must be filed, your response of NO to the specific interrogatory will be accepted in lieu of filing a "NONE" report and a bar code will be printed below. If the supplement is required of your company but is not being filed for whatever reason enter SEE EXPLANATION and provide an explanation following the interrogatory questions.


	Response
1. Will the Trusteed Surplus Statement be filed with the state of domicile and the NAIC with this statement?	NO
2. Will Supplement A to Schedule T (Medical Professional Liability Supplement) be filed with this statement?	NO
3. Will the Medicare Part D Coverage Supplement be filed with the state of domicile and the NAIC with this statement?	NO
4. Will the Director and Officer Insurance Coverage Supplement be filed with the state of domicile and the NAIC with this statement?	NO
AUGUST FILING	
5. Will the regulator-only (non-public) Communication of Internal Control Related Matters Noted in Audit be filed with the state of domicile and electronically with the NAIC (as a regulator-only non-public document) by August 1? The response for 1st and 3rd quarters should be N/A. A NO response resulting with a bar code is only appropriate in the 2nd quarter.	N/A

Explanations:

- 1.
- 2.
- 3.
- 4.

Bar Codes:

1. Trusteed Surplus Statement [Document Identifier 490]
2. Supplement A to Schedule T [Document Identifier 455]
3. Medicare Part D Coverage Supplement [Document Identifier 365]
4. Director and Officer Supplement [Document Identifier 505]



OVERFLOW PAGE FOR WRITE-INS

NONE

STATEMENT AS OF MARCH 31, 2023 OF THE FARMERS GROUP PROPERTY AND CASUALTY INSURANCE COMPANY

SCHEDULE A - VERIFICATION

Real Estate

	1 Year to Date	2 Prior Year Ended December 31
1. Book/adjusted carrying value, December 31 of prior year		
2. Cost of acquired:		
2.1 Actual cost at time of acquisition		
2.2 Additional investment made after acquisition		
3. Current year change in encumbrances		
4. Total gain (loss) on disposals		
5. Deduct amounts received on disposals		
6. Total foreign exchange change in book/adjusted carrying value		
7. Deduct current year's other than temporary impairment recognized		
8. Deduct current year's depreciation		
9. Book/adjusted carrying value at the end of current period (Lines 1+2+3+4-5+6-7-8)		
10. Deduct total nonadmitted amounts		
11. Statement value at end of current period (Line 9 minus Line 10)		

NONE

SCHEDULE B - VERIFICATION

Mortgage Loans

	1 Year to Date	2 Prior Year Ended December 31
1. Book value/recorded investment excluding accrued interest, December 31 of prior year		
2. Cost of acquired:		
2.1 Actual cost at time of acquisition		
2.2 Additional investment made after acquisition		
3. Capitalized deferred interest and other		
4. Accrual of discount		
5. Unrealized valuation increase (decrease)		
6. Total gain (loss) on disposals		
7. Deduct amounts received on disposals		
8. Deduct amortization of premium and mortgage interest paid and commitment fees		
9. Total foreign exchange change in book value/recorded investment excluding accrued interest		
10. Deduct current year's other than temporary impairment recognized		
11. Book value/recorded investment excluding accrued interest at end of current period (Lines 1+2+3+4+5+6-7-8+9-10)		
12. Total valuation allowance		
13. Subtotal (Line 11 plus Line 12)		
14. Deduct total nonadmitted amounts		
15. Statement value at end of current period (Line 13 minus Line 14)		

NONE

SCHEDULE BA - VERIFICATION

Other Long-Term Invested Assets

	1 Year to Date	2 Prior Year Ended December 31
1. Book/adjusted carrying value, December 31 of prior year		
2. Cost of acquired:		
2.1 Actual cost at time of acquisition		
2.2 Additional investment made after acquisition		
3. Capitalized deferred interest and other		
4. Accrual of discount		
5. Unrealized valuation increase (decrease)		
6. Total gain (loss) on disposals		
7. Deduct amounts received on disposals		
8. Deduct amortization of premium and depreciation		
9. Total foreign exchange change in book/adjusted carrying value		
10. Deduct current year's other than temporary impairment recognized		
11. Book/adjusted carrying value at end of current period (Lines 1+2+3+4+5+6-7-8+9-10)		
12. Deduct total nonadmitted amounts		
13. Statement value at end of current period (Line 11 minus Line 12)		

NONE

SCHEDULE D - VERIFICATION

Bonds and Stocks

	1 Year to Date	2 Prior Year Ended December 31
1. Book/adjusted carrying value of bonds and stocks, December 31 of prior year	273,200,769	277,917,834
2. Cost of bonds and stocks acquired	15,835,808	62,970,282
3. Accrual of discount	94,951	244,988
4. Unrealized valuation increase (decrease)		
5. Total gain (loss) on disposals	(625,722)	(442,240)
6. Deduct consideration for bonds and stocks disposed of	14,652,890	66,499,953
7. Deduct amortization of premium	211,209	991,353
8. Total foreign exchange change in book/adjusted carrying value		
9. Deduct current year's other than temporary impairment recognized		
10. Total investment income recognized as a result of prepayment penalties and/or acceleration fees		1,211
11. Book/adjusted carrying value at end of current period (Lines 1+2+3+4+5-6-7+8-9+10)	273,641,707	273,200,769
12. Deduct total nonadmitted amounts		
13. Statement value at end of current period (Line 11 minus Line 12)	273,641,707	273,200,769

STATEMENT AS OF MARCH 31, 2023 OF THE FARMERS GROUP PROPERTY AND CASUALTY INSURANCE COMPANY

SCHEDULE D - PART 1B

Showing the Acquisitions, Dispositions and Non-Trading Activity
During the Current Quarter for all Bonds and Preferred Stock by NAIC Designation

NAIC Designation	1 Book/Adjusted Carrying Value Beginning of Current Quarter	2 Acquisitions During Current Quarter	3 Dispositions During Current Quarter	4 Non-Trading Activity During Current Quarter	5 Book/Adjusted Carrying Value End of First Quarter	6 Book/Adjusted Carrying Value End of Second Quarter	7 Book/Adjusted Carrying Value End of Third Quarter	8 Book/Adjusted Carrying Value December 31 Prior Year
BONDS								
1. NAIC 1 (a)	223,500,198	15,870,894	23,368,883	(53,070)	215,949,139			223,500,198
2. NAIC 2 (a)	58,579,069	1,360,212	2,199,033	(47,679)	57,692,569			58,579,069
3. NAIC 3 (a)								
4. NAIC 4 (a)								
5. NAIC 5 (a)								
6. NAIC 6 (a)								
7. Total Bonds	282,079,267	17,231,106	25,567,916	(100,749)	273,641,708			282,079,267
PREFERRED STOCK								
8. NAIC 1								
9. NAIC 2								
10. NAIC 3								
11. NAIC 4								
12. NAIC 5								
13. NAIC 6								
14. Total Preferred Stock								
15. Total Bonds and Preferred Stock	282,079,267	17,231,106	25,567,916	(100,749)	273,641,708			282,079,267

(a) Book/Adjusted Carrying Value column for the end of the current reporting period includes the following amount of short-term and cash equivalent bonds by NAIC designation:

NAIC 1 \$; NAIC 2 \$; NAIC 3 \$ NAIC 4 \$; NAIC 5 \$; NAIC 6 \$

S102

SCHEDULE DA - PART 1

Short-Term Investments

	1	2	3	4	5
	Book/Adjusted Carrying Value	Premium	Actual Cost	Interest Collected Year-to-Date	Paid for Accrued Interest Year-to-Date
7709999999 Totals					

NONE

SCHEDULE DA - VERIFICATION

Short-Term Investments

	1	2
	Year To Date	Prior Year Ended December 31
1. Book/adjusted carrying value, December 31 of prior year		
2. Cost of short-term investments acquired		17,187,218
3. Accrual of discount		94,151
4. Unrealized valuation increase (decrease)		
5. Total gain (loss) on disposals		(18,962)
6. Deduct consideration received on disposals		17,262,407
7. Deduct amortization of premium		
8. Total foreign exchange change in book/adjusted carrying value		
9. Deduct current year's other than temporary impairment recognized		
10. Book/adjusted carrying value at end of current period (Lines 1+2+3+4+5-6-7+8-9)		
11. Deduct total nonadmitted amounts		
12. Statement value at end of current period (Line 10 minus Line 11)		

Schedule DB - Part A - Verification - Options, Caps, Floors, Collars, Swaps and Forwards

N O N E

Schedule DB - Part B - Verification - Futures Contracts

N O N E

Schedule DB - Part C - Section 1 - Replication (Synthetic Asset) Transactions (RSATs) Open

N O N E

Schedule DB-Part C-Section 2-Reconciliation of Replication (Synthetic Asset) Transactions Open

N O N E

Schedule DB - Verification - Book/Adjusted Carrying Value, Fair Value and Potential Exposure of
Derivatives

N O N E

STATEMENT AS OF MARCH 31, 2023 OF THE FARMERS GROUP PROPERTY AND CASUALTY INSURANCE COMPANY

SCHEDULE E - PART 2 - VERIFICATION

(Cash Equivalents)

	1	2
	Year To Date	Prior Year Ended December 31
1. Book/adjusted carrying value, December 31 of prior year	8,878,501
2. Cost of cash equivalents acquired	1,395,298	66,258,888
3. Accrual of discount	15,509	98,668
4. Unrealized valuation increase (decrease)		
5. Total gain (loss) on disposals	(1,029)	(28)
6. Deduct consideration received on disposals	10,288,274	57,479,025
7. Deduct amortization of premium		2
8. Total foreign exchange change in book/adjusted carrying value		
9. Deduct current year's other than temporary impairment recognized		
10. Book/adjusted carrying value at end of current period (Lines 1+2+3+4+5-6-7+8-9)		8,878,501
11. Deduct total nonadmitted amounts		
12. Statement value at end of current period (Line 10 minus Line 11)		8,878,501

Schedule A - Part 2 - Real Estate Acquired and Additions Made

NONE

Schedule A - Part 3 - Real Estate Disposed

NONE

Schedule B - Part 2 - Mortgage Loans Acquired and Additions Made

NONE

Schedule B - Part 3 - Mortgage Loans Disposed, Transferred or Repaid

NONE

Schedule BA - Part 2 - Other Long-Term Invested Assets Acquired and Additions Made

NONE

Schedule BA - Part 3 - Other Long-Term Invested Assets Disposed, Transferred or Repaid

NONE

STATEMENT AS OF MARCH 31, 2023 OF THE FARMERS GROUP PROPERTY AND CASUALTY INSURANCE COMPANY

SCHEDULE D - PART 3

Show All Long-Term Bonds and Stock Acquired During the Current Quarter

1	2	3	4	5	6	7	8	9	10
CUSIP Identification	Description	Foreign	Date Acquired	Name of Vendor	Number of Shares of Stock	Actual Cost	Par Value	Paid for Accrued Interest and Dividends	NAIC Designation, NAIC Designation Modifier and SVO Administrative Symbol
91282C-GG-0	US TREASURY N/B 4.125 01/31/2025		01/27/2023	BANK OF NEW YORK MELLON/THE		1,996,719	2,000,000		1.A
91282C-GP-0	US TREASURY N/B 4.02/29/2028		03/27/2023	VARIOUS		7,517,293	7,380,000	22,044	1.A
91282C-GR-6	US TREASURY N/B 4.625 03/15/2026		03/23/2023	GOLDMAN SACHS & CO LLC		840,788	820,000	928	1.A
0109999999. Subtotal - Bonds - U.S. Governments						10,354,800	10,200,000	22,972	XXX
64578E-ML-8	NEW JERSEY ST ECON DEV 4.984 03/01/2027		01/20/2023	PERSHING LLC		500,000	500,000		2.A FE
64578E-MM-6	NEW JERSEY ST ECON DEV 5.064 03/01/2028		01/20/2023	PERSHING LLC		500,000	500,000		2.A FE
0909999999. Subtotal - Bonds - U.S. Special Revenues						1,000,000	1,000,000		XXX
025816-CW-7	AMERICAN EXPRESS CO 4.05 05/03/2029		01/20/2023	SUNTRUST BANK/ATLANTA GA		195,586	200,000	1,823	1.F FE
035240-AR-1	ANHEUSER-BUSCH INBEV WOR 4.9 01/23/2031		01/19/2023	DEUTSCHE BANK SECURITIES INC		260,530	250,000		2.A FE
055451-BA-5	BHP BILLITON FIN USA LTD 4.9 02/28/2033	D.	02/24/2023	MERRILL LYNCH PIERCE FENNER & SMITH INC		149,025	150,000		1.F FE
05971K-AF-6	BANCO SANTANDER SA 3.49 05/28/2030	D.	01/26/2023	JANE STREET EXECUTION SERVICES LLC		178,042	200,000	1,202	1.G FE
06051G-HZ-5	BANK OF AMERICA CORP VAR 02/13/2031		01/19/2023	HSBC SECURITIES USA INC		425,775	500,000	5,547	1.F FE
09659W-2K-9	BNP PARIBAS VAR 01/13/2031	D.	02/02/2023	CITIGROUP GLOBAL MARKETS INC		265,755	300,000	585	1.G FE
10373Q-BU-3	BP CAP MARKETS AMERICA 4.812 02/13/2033		02/09/2023	JP MORGAN SECURITIES LLC		200,000	200,000		1.F FE
210518-DU-7	CONSUMERS ENERGY CO 4.625 05/15/2033		02/13/2023	BARCLAYS CAPITAL		99,451	100,000		1.E FE
24703Q-AC-6	DEFT 2021-1 A3 0.43 05/22/2026 ABS		01/27/2023	JP MORGAN SECURITIES LLC		260,031	264,494	28	1.A FE
30023J-CC-0	EVGRN 2023-CRT3 B 6.58 02/16/2027 ABS	A.	03/08/2023	TD SECURITIES USA LLC		99,996	100,000		1.E FE
36321B-AA-9	GALXY 2017-24A A FLT 01/15/2031 LL	D.	02/14/2023	JP MORGAN SECURITIES LLC		298,500	300,000	1,478	1.A FE
46647P-BJ-4	JPMORGAN CHASE & CO VAR 03/24/2031		02/08/2023	MORGAN STANLEY		97,122	100,000	1,697	1.E FE
63942A-AB-2	NAVSL 2020-1A A1B FLT 04/15/2069 ABS		02/02/2023	GOLDMAN SACHS & CO LLC		57,267	58,361	177	1.A FE
641062-BD-5	NESTLE HOLDINGS INC 4.3 10/01/2032		02/02/2023	MORGAN STANLEY		154,158	150,000	2,562	1.D FE
68389X-CN-3	ORACLE CORP 4.65 05/06/2030		02/02/2023	CITIGROUP GLOBAL MARKETS INC		99,682	100,000		2.B FE
69351U-BA-0	PPL ELECTRIC UTILITIES 5 05/15/2033		02/27/2023	BARCLAYS CAPITAL		148,463	150,000		1.E FE
743820-AB-8	PROV ST JOSEPH HLTH OBL 2.7 10/01/2051		03/02/2023	MORGAN STANLEY		1,301,963	2,250,000	26,156	1.F FE
80286C-AC-4	SRT 2021-C A3 0.5 03/20/2025 ABS		02/03/2023	MUFG SECURITIES AMERICAS INC		189,663	193,603	46	1.A FE
1109999999. Subtotal - Bonds - Industrial and Miscellaneous (Unaffiliated)						4,481,009	5,566,458	41,301	XXX
2509999997. Total - Bonds - Part 3						15,835,809	16,766,458	64,273	XXX
2509999998. Total - Bonds - Part 5						XXX	XXX	XXX	XXX
2509999999. Total - Bonds						15,835,809	16,766,458	64,273	XXX
4509999997. Total - Preferred Stocks - Part 3							XXX		XXX
4509999998. Total - Preferred Stocks - Part 5						XXX	XXX	XXX	XXX
4509999999. Total - Preferred Stocks							XXX		XXX
5989999997. Total - Common Stocks - Part 3							XXX		XXX
5989999998. Total - Common Stocks - Part 5						XXX	XXX	XXX	XXX
5989999999. Total - Common Stocks							XXX		XXX
5999999999. Total - Preferred and Common Stocks							XXX		XXX
6009999999 - Totals						15,835,809	XXX	64,273	XXX

E04

STATEMENT AS OF MARCH 31, 2023 OF THE FARMERS GROUP PROPERTY AND CASUALTY INSURANCE COMPANY

SCHEDULE D - PART 4

Show All Long-Term Bonds and Stock Sold, Redeemed or Otherwise Disposed of During the Current Quarter

1	2	3	4	5	6	7	8	9	10	Change In Book/Adjusted Carrying Value					16	17	18	19	20	21	22
										11	12	13	14	15							
CUSIP Identification	Description	Foreign	Disposal Date	Name of Purchaser	Number of Shares of Stock	Consideration	Par Value	Actual Cost	Prior Year Book/Adjusted Carrying Value	Unrealized Valuation Increase/(Decrease)	Current Year's (Amortization)/Accretion	Current Year's Other Than Temporary Impairment Recognized	Total Change in Book/Adjusted Carrying Value (11 + 12 - 13)	Total Foreign Exchange Change in Book /Adjusted Carrying Value	Book/Adjusted Carrying Value at Disposal Date	Foreign Exchange Gain (Loss) on Disposal	Realized Gain (Loss) on Disposal	Total Gain (Loss) on Disposal	Bond Interest/Stock Dividends Received During Year	Stated Contractual Maturity Date	NAIC Designation, NAIC Designation Modifier and SVO Administrative Symbol
..36225B-QJ-0	GNSF POOL 781357		03/01/2023	MBS PAYDOWN		509	509	498	508				1		509				3	10/15/2025	1.A
..36225B-QN-1	GNSF POOL 781361		03/01/2023	MBS PAYDOWN		553	553	532	553				1		553				4	12/15/2025	1.A
..912828-MI8-0	US TREASURY N/B 2 11/30/2022		11/30/2022	MATURITY														27,035	11/30/2022	1.A	
..912828-YW-4	US TREASURY N/B 1.625 12/15/2022		12/15/2022	MATURITY														14,935	12/15/2022	1.A	
0109999999 Subtotal - Bonds - U.S. Governments						1,062	1,062	1,030	1,061		2		2		1,062				41,977	XXX	XXX
..20772G-E5-3	CONNECTICUT ST 5.69 03/15/2023		03/15/2023	MATURITY		1,750,000	1,750,000	1,848,683	1,767,879				(17,879)		1,750,000				49,788	03/15/2023	1.F FE
0509999999 Subtotal - Bonds - U.S. States, Territories and Possessions						1,750,000	1,750,000	1,848,683	1,767,879				(17,879)		1,750,000				49,788	XXX	XXX
..167593-MP-4	CHICAGO IL O'HARE INTERNATI 5 01/01/2026		01/03/2023	SECURITY CALLED BY ISSUER		2,500,000	2,500,000	2,593,175	2,500,030			(4)	(4)	2,500,026		(26)	(26)	62,500	01/01/2026	1.E FE	
..3133KH-LL-8	FNCL POOL RA2131		03/01/2023	MBS PAYDOWN		11,663	11,663	12,093	11,665			(2)	(2)	11,663				21	02/01/2050	1.A	
..3140LC-TV-3	FN POOL BS2363		03/01/2023	MBS PAYDOWN		3,032	3,032	3,111	3,033			(1)	(1)	3,032				5	09/01/2035	1.A	
..64988R-FJ-6	NEW YORK ST MTGE AGY REVE 3.7 10/01/2038		03/31/2023	SECURITY CALLED BY ISSUER		105,000	105,000	105,263	104,985			4	4	104,989		11	11		10/01/2038	1.A FE	
0909999999 Subtotal - Bonds - U.S. Special Revenues						2,619,695	2,619,695	2,713,642	2,619,713			(3)	(3)	2,619,710		(15)	(15)	62,526	XXX	XXX	
..002170-AB-7	ARIFL 2022-A A2 3.12 01/15/2031 ABS		03/15/2023	MBS PAYDOWN		13,308	13,308	13,308	13,309			(1)	(1)	13,308				85	01/15/2031	1.A FE	
..03842V-AA-5	AQFIT 2021-A A 1.54 07/17/2046 ABS		03/17/2023	MBS PAYDOWN		7,673	7,673	7,672	7,673					7,673				20	07/17/2046	1.E FE	
..04047E-AA-4	ARIVO 2022-1A A 3.93 05/15/2028 ABS		03/15/2023	MBS PAYDOWN		14,459	14,459	14,458	14,460			(1)	(1)	14,459				75	05/15/2028	1.C FE	
..08862B-AA-3	BHG 2021-B A 0.9 10/17/2034 ABS		03/17/2023	MBS PAYDOWN		12,434	12,434	12,433	12,434					12,434				18	10/17/2034	1.A FE	
..096630-AE-8	BOARDWALK PIPELINES LP 5.95 06/01/2026		01/18/2023	SUNTRUST BANK/ATLANTA GA		411,068	400,000	445,184	418,282			(211)	(211)	418,070		(7,002)	(7,002)	3,239	06/01/2026	2.C FE	
..12625K-AE-5	COMM 2013-CRB A5 3.612 06/10/2046 CIBS		03/01/2023	MBS PAYDOWN		181,020	181,020	190,014	181,700			(680)	(680)	181,020				626	06/10/2046	1.A	
..12635F-AU-8	CSAIL 2015-C3 ASB 3.4481 08/15/2048 CIBS		03/01/2023	MBS PAYDOWN		30,446	30,446	31,545	30,508			(61)	(61)	30,446				93	08/15/2048	1.A	
..14040H-BN-4	CAPITAL ONE FINANCIAL CO 3.75 03/09/2027		01/19/2023	SUSQUEHANNA FINANCIAL GROUP LLLP		444,208	460,000	452,916	456,660			90	90	456,750		(12,542)	(12,542)	6,421	03/09/2027	2.A FE	
..19424H-AB-3	CASL 2021-C A2 2.32 07/26/2055 ABS		03/25/2023	MBS PAYDOWN		6,509	6,509	6,505	6,509					6,509				17	07/26/2055	1.A FE	
..233046-AN-1	DNKN 2021-1A A21 2.045 11/20/2051 ABS		02/20/2023	MBS PAYDOWN		638	638	638	638					638					11/20/2051	2.B FE	
..247030-AC-6	DEFT 2021-1 A3 0.43 05/22/2026 ABS		03/22/2023	MBS PAYDOWN		75,014	75,014	73,748	75,014			364	364	75,014				40	05/22/2026	1.A FE	
..26209X-AD-3	HONK 2021-1A A2 2.791 10/20/2051 ABS		01/20/2023	MBS PAYDOWN		500	500	500	500					500				3	10/20/2051	2.C FE	
..26244Q-AN-3	DRSLF 2017-49A AR FLT 07/18/2030 LL		01/18/2023	MBS PAYDOWN		9,971	9,971	9,972	9,968			3	3	9,971				131	07/18/2030	1.A FE	
..37959P-AC-1	SEACO 2020-2A A 2.26 11/19/2040 ABS		03/17/2023	MBS PAYDOWN		43,217	43,217	43,201	43,216			1	1	43,217				160	11/19/2040	1.F FE	
..37959P-AG-2	SEACO 2021-2A A 1.95 08/17/2041 ABS		03/17/2023	MBS PAYDOWN		6,418	6,418	6,418	6,418					6,418				21	08/17/2041	1.F FE	
..38141G-WT-7	GOLDMAN SACHS GROUP INC 3.2 02/23/2023		02/23/2023	MATURITY		300,000	300,000	307,608	300,432			(432)	(432)	300,000				4,800	02/23/2023	1.F FE	
..466365-AD-5	JACK 2022-1A A21 3.445 02/26/2052 ABS		02/09/2023	MIZUHO SECURITIES USA LLC		114,365	128,050	128,050	128,129			(2)	(2)	128,127		(13,763)	(13,763)	956	02/26/2052	2.B FE	
..52604D-AC-6	LFT 2021-2A C 3.09 04/20/2032 ABS		01/24/2023	ROBERT W BAIRD & CO INC		160,593	195,000	194,965	194,948					194,948		(34,355)	(34,355)	603	04/20/2032	2.C FE	
..57119H-AA-8	MLR 2022-1A A1 3.372 07/20/2023 ABS		03/20/2023	MBS PAYDOWN		25,697	25,697	25,697	25,702			(5)	(5)	25,697				145	07/20/2023	1.A FE	
..576339-CX-1	MCCT 2022-4A B 6.24 04/21/2029 ABS		01/27/2023	JP MORGAN SECURITIES LLC		103,883	100,000	99,961	100,061			(1)	(1)	100,060		3,823	3,823	693	04/21/2029	1.E FE	
..63941B-AB-1	NAVSL 2019-A A2A 3.42 01/15/2043 ABS		03/15/2023	MBS PAYDOWN		8,121	8,121	7,964	8,108			13	13	8,121				38	01/15/2043	1.A FE	
..63941H-AA-0	NAVSL 2020-DA A 1.69 05/15/2069 ABS		03/15/2023	MBS PAYDOWN		2,289	2,289	2,244	2,286			2	2	2,289				5	05/15/2069	1.A FE	
..63942A-AB-2	NAVSL 2020-1A A1B FLT 04/15/2069 ABS		03/15/2023	MBS PAYDOWN		2,055	2,055	2,016	2,055			1	1	2,055				13	04/15/2069	1.A FE	
..78449M-AA-4	SMB 2021-D A1A 1.34 03/17/2053 ABS		03/15/2023	MBS PAYDOWN		6,555	6,555	6,555	6,555					6,555				12	03/17/2053	1.A FE	
..78485W-AA-7	STWD 2019-FL1 A FLT 07/15/2038 CRE		02/15/2023	MBS PAYDOWN		862	862	862	862					862				4	07/15/2038	1.A FE	
..80286C-AC-4	SRT 2021-C A3 0.5 03/20/2025 ABS		03/20/2023	MBS PAYDOWN		34,757	34,757	34,049	34,757			131	131	34,757				7	03/20/2025	1.A FE	
..80286X-AE-4	SDART 2021-2 C 0.9 06/15/2026 ABS		03/15/2023	MBS PAYDOWN		10,094	10,094	9,766	10,037			57	57	10,094				23	06/15/2026	1.C FE	
..83390U-AF-4	SOFT 2020-C AFX 1.95 02/15/2046 ABS		03/15/2023	MBS PAYDOWN		1,936	1,936	1,859	1,932			3	3	1,936				5	02/15/2046	1.A FE	
..90276X-AV-7	UBSCM 2018-C11 A5 4.2411 06/15/2051 CIBS		03/21/2023	BARCLAYS CAPITAL		2,819,063	3,000,000	3,089,981	3,051,107			(1,956)	(1,956)	3,049,151		(230,089)	(230,089)	39,584	06/15/2051	1.A	

E05

STATEMENT AS OF MARCH 31, 2023 OF THE FARMERS GROUP PROPERTY AND CASUALTY INSURANCE COMPANY

SCHEDULE D - PART 4

Show All Long-Term Bonds and Stock Sold, Redeemed or Otherwise Disposed of During the Current Quarter

1	2	3	4	5	6	7	8	9	10	Change In Book/Adjusted Carrying Value					16	17	18	19	20	21	22			
										11	12	13	14	15										
CUSIP Identification	Description	Foreign	Disposal Date	Name of Purchaser	Number of Shares of Stock	Consideration	Par Value	Actual Cost	Prior Year Book/Adjusted Carrying Value	Unrealized Valuation Increase/(Decrease)	Current Year's (Amortization)/Accretion	Other Than Temporary Impairment Recognized	Total Change in Book/Adjusted Carrying Value (11 + 12 - 13)	Total Foreign Exchange Change in Book /Adjusted Carrying Value	Book/Adjusted Carrying Value at Disposal Date	Foreign Exchange Gain (Loss) on Disposal	Realized Gain (Loss) on Disposal	Total Gain (Loss) on Disposal	Bond Interest/Stock Dividends Received During Year	Stated Contractual Maturity Date	NAIC Designation, NAIC Designation Modifier and SVO Administrative Symbol			
..95001N-AY-4	WFCM 2018-C45 A4 4.184 06/15/2051 CMBS		03/21/2023	BARCLAYS CAPITAL		4,434,981	4,690,000	4,830,325	4,769,803		(3,042)		(3,042)		4,766,761		(331,780)	(331,780)	61,049	06/15/2051	1.A			
..98978V-AB-9	ZOETIS INC 3.25 02/01/2023		02/01/2023	MATURITY		1,000,000	1,000,000	943,690	999,265		735		735		1,000,000				16,250	02/01/2023	2.A FE			
1109999999. Subtotal - Bonds - Industrial and Miscellaneous (Unaffiliated)						10,282,134	10,767,023	10,994,104	10,801,502		(4,992)		(4,992)		10,907,840		(625,708)	(625,708)	135,136		XXX	XXX		
2509999997. Total - Bonds - Part 4						14,652,891	15,137,780	15,557,459	15,190,155		(22,872)		(22,872)		15,278,612		(625,723)	(625,723)	289,427		XXX	XXX		
2509999998. Total - Bonds - Part 5						XXX	XXX	XXX	XXX	XXX	XXX	XXX	XXX	XXX	XXX	XXX	XXX	XXX	XXX	XXX	XXX	XXX	XXX	
2509999999. Total - Bonds						14,652,891	15,137,780	15,557,459	15,190,155		(22,872)		(22,872)		15,278,612		(625,723)	(625,723)	289,427		XXX	XXX		
4509999997. Total - Preferred Stocks - Part 4							XXX															XXX	XXX	
4509999998. Total - Preferred Stocks - Part 5						XXX	XXX	XXX	XXX	XXX	XXX	XXX	XXX	XXX	XXX	XXX	XXX	XXX	XXX	XXX	XXX	XXX	XXX	XXX
4509999999. Total - Preferred Stocks							XXX															XXX	XXX	
5989999997. Total - Common Stocks - Part 4							XXX															XXX	XXX	
5989999998. Total - Common Stocks - Part 5						XXX	XXX	XXX	XXX	XXX	XXX	XXX	XXX	XXX	XXX	XXX	XXX	XXX	XXX	XXX	XXX	XXX	XXX	XXX
5989999999. Total - Common Stocks							XXX															XXX	XXX	
5999999999. Total - Preferred and Common Stocks							XXX															XXX	XXX	
6009999999 - Totals						14,652,891	XXX	15,557,459	15,190,155		(22,872)		(22,872)		15,278,612		(625,723)	(625,723)	289,427		XXX	XXX		

E05.1

Schedule DB - Part A - Section 1 - Options, Caps, Floors, Collars, Swaps and Forwards Open

NONE

Schedule DB - Part B - Section 1 - Futures Contracts Open

NONE

Schedule DB - Part B - Section 1B - Brokers with whom cash deposits have been made

NONE

Schedule DB - Part D - Section 1 - Counterparty Exposure for Derivative Instruments Open

NONE

Schedule DB - Part D-Section 2 - Collateral for Derivative Instruments Open - Pledged By

NONE

Schedule DB - Part D-Section 2 - Collateral for Derivative Instruments Open - Pledged To

NONE

Schedule DB - Part E - Derivatives Hedging Variable Annuity Guarantees

NONE

Schedule DL - Part 1 - Reinvested Collateral Assets Owned

NONE

Schedule DL - Part 2 - Reinvested Collateral Assets Owned

NONE

STATEMENT AS OF MARCH 31, 2023 OF THE FARMERS GROUP PROPERTY AND CASUALTY INSURANCE COMPANY

SCHEDULE E - PART 1 - CASH

Month End Depository Balances

1 Depository	2 Code	3 Rate of Interest	4 Amount of Interest Received During Current Quarter	5 Amount of Interest Accrued at Current Statement Date	Book Balance at End of Each Month During Current Quarter			9 *
					6 First Month	7 Second Month	8 Third Month	
JP MORGAN CHASE 10410 Highland Manor Drive, 33610-9128 02 Tampa, FL JJ 420 West Van Buren St., 10th Fl., Chicago, ILL					4,449,526	12,491,195		.XXX.
JP Morgan Chase Bank 60606 100 Hancock Street, 10th Floor, Quincy MA 02171					5,751,194	6,864,766	1,524,138	.XXX.
AvenuInsights 3 Chase Metro Tech Center, Brooklyn, New York 11245					100,000	100,000	100,000	.XXX.
JP Morgan 1901 6th Ave North, 4th Floor, Birmingham AL 35203					200,000	200,000	200,000	.XXX.
Regions Bank 350 California Street, San Francisco CA 94104					224,000	224,000	224,000	.XXX.
Union Bank 2204 Lakeshore Drive Suite 302 Birmingham AL 35209					150,000	150,000	150,000	.XXX.
US Bank 300 Delaware Ave, Floor 9, Wilmington, DE 19801					50,000	50,000	50,000	.XXX.
US Bank 23 Broad St, Westerly RI 02891					490,000	100,000	100,000	.XXX.
Washington Trust 02891					3,590,000	3,590,000	3,590,000	.XXX.
0199998. Deposits in ... depositories that do not exceed the allowable limit in any one depository (See instructions) - Open Depositories	XXX	XXX						XXX
0199999. Totals - Open Depositories	XXX	XXX			15,004,720	23,769,961	5,938,138	XXX
0299998. Deposits in ... depositories that do not exceed the allowable limit in any one depository (See instructions) - Suspended Depositories	XXX	XXX						XXX
0299999. Totals - Suspended Depositories	XXX	XXX						XXX
0399999. Total Cash on Deposit	XXX	XXX			15,004,720	23,769,961	5,938,138	XXX
0499999. Cash in Company's Office	XXX	XXX	XXX	XXX				XXX
.....								
.....								
.....								
0599999. Total - Cash	XXX	XXX			15,004,720	23,769,961	5,938,138	XXX

Schedule E - Part 2 - Cash Equivalents - Investments Owned End of Current Quarter

N O N E