



PROPERTY AND CASUALTY COMPANIES – ASSOCIATION EDITION

QUARTERLY STATEMENT

AS OF JUNE 30, 2023
OF THE CONDITION AND AFFAIRS OF THE

METROPOLITAN GENERAL INSURANCE COMPANY

NAIC Group Code 0241 (Current) 0241 (Prior) NAIC Company Code 39950 Employer's ID Number 22-2342710

Organized under the Laws of Rhode Island State of Domicile or Port of Entry Rhode Island

Country of Domicile United States of America

Incorporated/Organized June 30, 1980

Statutory Home Office 700 Quaker Lane (Street and Number) Warwick, RI 02886-6669 (City or Town, State and Zip Code)

Main Administrative Office 700 Quaker Lane (Street and Number) Warwick, RI 02886-6669 (City or Town, State and Zip Code) 401-827-2400 (Area Code) (Telephone Number)

Mail Address 18210 Crane Nest Drive, 3rd Floor (Street and Number or P.O. Box) Tampa, FL 33647 (City or Town, State and Zip Code)

Primary Location of Books and Records 700 Quaker Lane (Street and Number) Warwick, RI 02886-6669 (City or Town, State and Zip Code) 401-827-2400 (Area Code) (Telephone Number)

Internet Web Site Address www.mellife.com

Statutory Statement Contact Nicole Kolitsopoulos (Name) 813-983-4100 (Area Code) (Telephone Number)

nsackedis@mellife.com (E-mail Address) 813-983-4404 (Fax Number)

OFFICERS

President INGRID ELIZABETH TOLENTINO Treasurer CHARLES PATRICK CONNERY

Vice President and Chief Financial Officer GARY PAUL GLACKEN

OTHER

ZULFI SHAFAT AHMED Sr. Vice President & Chief Information Security Officer ROGER CARL ELDER Vice President and General Counsel CHARLES SHERIDAN SCULLY Executive Vice President & Executive Investment Officer

CRAIG DAVID ROGERS Controller

DIRECTORS OR TRUSTEES

GARY PAUL GLACKEN BRIAN JAMES JORGENSON INGRID ELIZABETH TOLENTINO

MICHAEL PATRICK WALLING #

State of Ohio
County of Cuyahoga } SS

State of New Jersey
County of Monmouth } SS

State of New Jersey
County of Somerset } SS

The officers of this reporting entity being duly sworn, each depose and say that they are the described officers of said reporting entity, and that on the reporting period stated above, all of the herein described assets were the absolute property of the said reporting entity, free and clear from any liens or claims thereon, except as herein stated, and that this statement, together with related exhibits, schedules and explanations therein contained, annexed or referred to, is a full and true statement of all the assets and liabilities and of the condition and affairs of the said reporting entity as of the reporting period stated above, and of its income and deductions therefrom for the period ended, and have been completed in accordance with the NAIC Quarterly Statement Instructions and Accounting Practices and Procedures manual except to the extent that; (1) state law may differ; or, (2) that state rules or regulations require differences in reporting not related to accounting practices and procedures, according to the best of their information, knowledge and belief, respectively. Furthermore, the scope of this attestation by the described officers also includes the related corresponding electronic filing with the NAIC, when required, that is an exact copy (except for formatting differences due to electronic filing) of the enclosed statement. The electronic filing may be requested by various regulators in lieu of or in addition to the enclosed statement.

Ingrid Elizabeth Tolentino
INGRID ELIZABETH TOLENTINO
President

Charles Patrick Connery
CHARLES PATRICK CONNERY
Treasurer

Gary Paul Glacken
GARY PAUL GLACKEN
Vice President and Chief Financial Officer

Subscribed and sworn to before me this

6th day of July, 2023.
Jennifer L. McKeegan
Notary for Tolentino



Subscribed and sworn to before me this

25 day of July, 2023.
Susan J. Novalis
Notary for Connery

Subscribed and sworn to before me this

2nd day of August, 2023.
Maria Turiziani
Notary for Glacken

Jennifer L. McKeegan, Attorney at Law
Notary Public - State of Ohio
My commission has no expiration date. R.C. §147.03



STATEMENT AS OF JUNE 30, 2023 OF THE Metropolitan General Insurance Company

ASSETS

| | Current Statement Date | | | 4 December 31 Prior Year Net Admitted Assets |
|---|------------------------|-------------------------|---|---|
| | 1 Assets | 2 Nonadmitted Assets | 3 Net Admitted Assets (Cols. 1 - 2) | |
| 1. Bonds | 43,205,803 | | 43,205,803 | 38,301,732 |
| 2. Stocks: | | | | |
| 2.1 Preferred stocks | | | | |
| 2.2 Common stocks | | | | |
| 3. Mortgage loans on real estate: | | | | |
| 3.1 First liens | | | | |
| 3.2 Other than first liens..... | | | | |
| 4. Real estate: | | | | |
| 4.1 Properties occupied by the company (less \$ encumbrances) | | | | |
| 4.2 Properties held for the production of income (less \$ encumbrances) | | | | |
| 4.3 Properties held for sale (less \$ encumbrances) | | | | |
| 5. Cash (\$ 7,631,407), cash equivalents (\$ 11,977,801) and short-term investments (\$) | 19,609,208 | | 19,609,208 | 14,862,638 |
| 6. Contract loans (including \$ premium notes) | | | | |
| 7. Derivatives | | | | |
| 8. Other invested assets | | | | |
| 9. Receivables for securities | | | | 423 |
| 10. Securities lending reinvested collateral assets | | | | |
| 11. Aggregate write-ins for invested assets | | | | |
| 12. Subtotals, cash and invested assets (Lines 1 to 11) | 62,815,011 | | 62,815,011 | 53,164,793 |
| 13. Title plants less \$ charged off (for Title insurers only) | | | | |
| 14. Investment income due and accrued | 343,112 | | 343,112 | 320,076 |
| 15. Premiums and considerations: | | | | |
| 15.1 Uncollected premiums and agents' balances in the course of collection | 12,566,370 | | 12,566,370 | 9,837,591 |
| 15.2 Deferred premiums, agents' balances and installments booked but deferred and not yet due (including \$ earned but unbilled premiums) | 116,948,490 | | 116,948,490 | 48,036,734 |
| 15.3 Accrued retrospective premiums (\$) and contracts subject to redetermination (\$) | | | | |
| 16. Reinsurance: | | | | |
| 16.1 Amounts recoverable from reinsurers | | | | |
| 16.2 Funds held by or deposited with reinsured companies | | | | |
| 16.3 Other amounts receivable under reinsurance contracts | | | | |
| 17. Amounts receivable relating to uninsured plans | | | | |
| 18.1 Current federal and foreign income tax recoverable and interest thereon | 5,977,341 | | 5,977,341 | 242,013 |
| 18.2 Net deferred tax asset | 5,705,012 | 194,781 | 5,510,231 | 2,161,137 |
| 19. Guaranty funds receivable or on deposit | 9,935 | | 9,935 | 4,657 |
| 20. Electronic data processing equipment and software | | | | |
| 21. Furniture and equipment, including health care delivery assets (\$) | | | | |
| 22. Net adjustment in assets and liabilities due to foreign exchange rates | | | | |
| 23. Receivables from parent, subsidiaries and affiliates | 8,363,673 | 1,335,565 | 7,028,108 | 15,363,047 |
| 24. Health care (\$) and other amounts receivable | | | | |
| 25. Aggregate write-ins for other than invested assets | | | | |
| 26. Total assets excluding Separate Accounts, Segregated Accounts and Protected Cell Accounts (Lines 12 to 25) | 212,728,944 | 1,530,346 | 211,198,598 | 129,130,048 |
| 27. From Separate Accounts, Segregated Accounts and Protected Cell Accounts | | | | |
| 28. Total (Lines 26 and 27) | 212,728,944 | 1,530,346 | 211,198,598 | 129,130,048 |
| DETAILS OF WRITE-INS | | | | |
| 1101. | | | | |
| 1102. | | | | |
| 1103. | | | | |
| 1198. Summary of remaining write-ins for Line 11 from overflow page | | | | |
| 1199. Totals (Lines 1101 through 1103 plus 1198)(Line 11 above) | | | | |
| 2501. | | | | |
| 2502. | | | | |
| 2503. | | | | |
| 2598. Summary of remaining write-ins for Line 25 from overflow page | | | | |
| 2599. Totals (Lines 2501 through 2503 plus 2598)(Line 25 above) | | | | |

STATEMENT AS OF JUNE 30, 2023 OF THE Metropolitan General Insurance Company

LIABILITIES, SURPLUS AND OTHER FUNDS

| | 1 Current Statement Date | 2 December 31, Prior Year |
|---|--------------------------------|---------------------------------|
| 1. Losses (current accident year \$ 15,065,625) | 17,394,673 | 12,608,695 |
| 2. Reinsurance payable on paid losses and loss adjustment expenses | 3,715 | 178,273 |
| 3. Loss adjustment expenses | | |
| 4. Commissions payable, contingent commissions and other similar charges | | |
| 5. Other expenses (excluding taxes, licenses and fees) | 67,585 | 31,762 |
| 6. Taxes, licenses and fees (excluding federal and foreign income taxes) | 3,695,119 | 4,527,571 |
| 7.1 Current federal and foreign income taxes (including \$ on realized capital gains (losses)) | | |
| 7.2 Net deferred tax liability | | |
| 8. Borrowed money \$ and interest thereon \$ | | |
| 9. Unearned premiums (after deducting unearned premiums for ceded reinsurance of \$ 3,015 and including warranty reserves of \$ and accrued accident and health experience rating refunds including \$ for medical loss ratio rebate per the Public Health Service Act) | 120,894,625 | 50,515,672 |
| 10. Advance premium | 1,237,718 | 1,618,741 |
| 11. Dividends declared and unpaid: | | |
| 11.1 Stockholders | | |
| 11.2 Policyholders | | |
| 12. Ceded reinsurance premiums payable (net of ceding commissions) | 238,948 | 240,669 |
| 13. Funds held by company under reinsurance treaties | | |
| 14. Amounts withheld or retained by company for account of others | | |
| 15. Remittances and items not allocated | | |
| 16. Provision for reinsurance (including \$ certified) | | |
| 17. Net adjustments in assets and liabilities due to foreign exchange rates | | |
| 18. Drafts outstanding | | |
| 19. Payable to parent, subsidiaries and affiliates | 1,262,464 | 367,683 |
| 20. Derivatives | | |
| 21. Payable for securities | | 1,205 |
| 22. Payable for securities lending | | |
| 23. Liability for amounts held under uninsured plans | | |
| 24. Capital notes \$ and interest thereon \$ | | |
| 25. Aggregate write-ins for liabilities | 2,307 | 2,303 |
| 26. Total liabilities excluding protected cell liabilities (Lines 1 through 25) | 144,797,154 | 70,092,574 |
| 27. Protected cell liabilities | | |
| 28. Total liabilities (Lines 26 and 27) | 144,797,154 | 70,092,574 |
| 29. Aggregate write-ins for special surplus funds | | |
| 30. Common capital stock | 3,800,000 | 3,800,000 |
| 31. Preferred capital stock | | |
| 32. Aggregate write-ins for other than special surplus funds | | |
| 33. Surplus notes | | |
| 34. Gross paid in and contributed surplus | 22,573,499 | 22,573,499 |
| 35. Unassigned funds (surplus) | 40,027,945 | 32,663,975 |
| 36. Less treasury stock, at cost: | | |
| 36.1 shares common (value included in Line 30 \$) | | |
| 36.2 shares preferred (value included in Line 31 \$) | | |
| 37. Surplus as regards policyholders (Lines 29 to 35, less 36) | 66,401,444 | 59,037,474 |
| 38. Totals (Page 2, Line 28, Col. 3) | 211,198,598 | 129,130,048 |
| DETAILS OF WRITE-INS | | |
| 2501. Miscellaneous | 2,307 | 2,303 |
| 2502. | | |
| 2503. | | |
| 2598. Summary of remaining write-ins for Line 25 from overflow page | | |
| 2599. Totals (Lines 2501 through 2503 plus 2598)(Line 25 above) | 2,307 | 2,303 |
| 2901. | | |
| 2902. | | |
| 2903. | | |
| 2998. Summary of remaining write-ins for Line 29 from overflow page | | |
| 2999. Totals (Lines 2901 through 2903 plus 2998)(Line 29 above) | | |
| 3201. | | |
| 3202. | | |
| 3203. | | |
| 3298. Summary of remaining write-ins for Line 32 from overflow page | | |
| 3299. Totals (Lines 3201 through 3203 plus 3298)(Line 32 above) | | |

STATEMENT AS OF JUNE 30, 2023 OF THE Metropolitan General Insurance Company

STATEMENT OF INCOME

| | 1 Current Year to Date | 2 Prior Year to Date | 3 Prior Year Ended December 31 |
|---|------------------------------|----------------------------|--------------------------------------|
| UNDERWRITING INCOME | | | |
| 1. Premiums earned: | | | |
| 1.1 Direct (written \$174,829,803) | 104,447,988 | 22,072,547 | 82,833,249 |
| 1.2 Assumed (written \$) | | 40,215,669 | 53,888,364 |
| 1.3 Ceded (written \$ (2,226)) | (5,088) | 4,804,297 | 5,933,763 |
| 1.4 Net (written \$174,832,029) | 104,453,076 | 57,483,919 | 130,787,850 |
| DEDUCTIONS: | | | |
| 2. Losses incurred (current accident year \$ 63,459,269): | | | |
| 2.1 Direct | 62,922,109 | 14,294,758 | 47,081,631 |
| 2.2 Assumed | (2,222,478) | 10,465,717 | 15,059,042 |
| 2.3 Ceded | 539,756 | 4,612,647 | 5,260,636 |
| 2.4 Net | 60,159,875 | 20,147,828 | 56,880,037 |
| 3. Loss adjustment expenses incurred | 4,569,463 | 1,324,312 | 2,636,289 |
| 4. Other underwriting expenses incurred | 33,802,291 | 30,376,408 | 55,178,540 |
| 5. Aggregate write-ins for underwriting deductions | | | |
| 6. Total underwriting deductions (Lines 2 through 5) | 98,531,629 | 51,848,548 | 114,694,866 |
| 7. Net income of protected cells | | | |
| 8. Net underwriting gain (loss) (Line 1 minus Line 6 + Line 7) | 5,921,447 | 5,635,371 | 16,092,984 |
| INVESTMENT INCOME | | | |
| 9. Net investment income earned | 1,092,146 | 564,230 | 1,278,968 |
| 10. Net realized capital gains (losses) less capital gains tax of \$ 490 | 1,844 | (100,014) | (124,221) |
| 11. Net investment gain (loss) (Lines 9 + 10) | 1,093,990 | 464,216 | 1,154,747 |
| OTHER INCOME | | | |
| 12. Net gain or (loss) from agents' or premium balances charged off (amount recovered \$ amount charged off \$) | | (22,310) | (47,758) |
| 13. Finance and service charges not included in premiums | 3,335,332 | 1,034,547 | 3,047,360 |
| 14. Aggregate write-ins for miscellaneous income | | 15,027 | 39,906 |
| 15. Total other income (Lines 12 through 14) | 3,335,332 | 1,027,264 | 3,039,508 |
| 16. Net income before dividends to policyholders, after capital gains tax and before all other federal and foreign income taxes (Lines 8 + 11 + 15) | 10,350,769 | 7,126,851 | 20,287,239 |
| 17. Dividends to policyholders | | | |
| 18. Net income, after dividends to policyholders, after capital gains tax and before all other federal and foreign income taxes (Line 16 minus Line 17) | 10,350,769 | 7,126,851 | 20,287,239 |
| 19. Federal and foreign income taxes incurred | 5,264,186 | 3,690,660 | 5,586,565 |
| 20. Net income (Line 18 minus Line 19)(to Line 22) | 5,086,583 | 3,436,191 | 14,700,674 |
| CAPITAL AND SURPLUS ACCOUNT | | | |
| 21. Surplus as regards policyholders, December 31 prior year | 59,037,474 | 42,939,449 | 42,939,449 |
| 22. Net income (from Line 20) | 5,086,583 | 3,436,191 | 14,700,674 |
| 23. Net transfers (to) from Protected Cell accounts | | | |
| 24. Change in net unrealized capital gains (losses) less capital gains tax of \$ 5,165 | 19,428 | (57,758) | (49,200) |
| 25. Change in net unrealized foreign exchange capital gain (loss) | | | |
| 26. Change in net deferred income tax | 3,347,387 | 2,361,452 | 1,374,274 |
| 27. Change in nonadmitted assets | (1,089,428) | (586,427) | 72,277 |
| 28. Change in provision for reinsurance | | | |
| 29. Change in surplus notes | | | |
| 30. Surplus (contributed to) withdrawn from protected cells | | | |
| 31. Cumulative effect of changes in accounting principles | | | |
| 32. Capital changes: | | | |
| 32.1 Paid in | | 800,000 | 800,000 |
| 32.2 Transferred from surplus (Stock Dividend) | | | |
| 32.3 Transferred to surplus | | | |
| 33. Surplus adjustments: | | | |
| 33.1 Paid in | | (800,000) | (800,000) |
| 33.2 Transferred to capital (Stock Dividend) | | | |
| 33.3 Transferred from capital | | | |
| 34. Net remittances from or (to) Home Office | | | |
| 35. Dividends to stockholders | | | |
| 36. Change in treasury stock | | | |
| 37. Aggregate write-ins for gains and losses in surplus | | | |
| 38. Change in surplus as regards policyholders (Lines 22 through 37) | 7,363,970 | 5,153,458 | 16,098,025 |
| 39. Surplus as regards policyholders, as of statement date (Lines 21 plus 38) | 66,401,444 | 48,092,907 | 59,037,474 |
| DETAILS OF WRITE-INS | | | |
| 0501. | | | |
| 0502. | | | |
| 0503. | | | |
| 0598. Summary of remaining write-ins for Line 5 from overflow page | | | |
| 0599. Totals (Lines 0501 through 0503 plus 0598)(Line 5 above) | | | |
| 1401. Restated quota share - dividends, write-offs, payment fees | | 15,027 | 39,906 |
| 1402. | | | |
| 1403. | | | |
| 1498. Summary of remaining write-ins for Line 14 from overflow page | | | |
| 1499. Totals (Lines 1401 through 1403 plus 1498)(Line 14 above) | | 15,027 | 39,906 |
| 3701. | | | |
| 3702. | | | |
| 3703. | | | |
| 3798. Summary of remaining write-ins for Line 37 from overflow page | | | |
| 3799. Totals (Lines 3701 through 3703 plus 3798)(Line 37 above) | | | |

STATEMENT AS OF JUNE 30, 2023 OF THE Metropolitan General Insurance Company

CASH FLOW

| | 1 Current Year To Date | 2 Prior Year To Date | 3 Prior Year Ended December 31 |
|---|------------------------------|----------------------------|--------------------------------------|
| Cash from Operations | | | |
| 1. Premiums collected net of reinsurance | 103,048,015 | 60,081,575 | 130,872,963 |
| 2. Net investment income | 1,126,065 | 521,488 | 1,290,536 |
| 3. Miscellaneous income | 3,335,332 | 1,027,264 | 3,039,508 |
| 4. Total (Lines 1 to 3) | 107,509,412 | 61,630,327 | 135,203,007 |
| 5. Benefit and loss related payments | 55,548,455 | 18,151,153 | 53,786,372 |
| 6. Net transfers to Separate Accounts, Segregated Accounts and Protected Cell Accounts | | | |
| 7. Commissions, expenses paid and aggregate write-ins for deductions | 39,173,661 | 30,557,487 | 54,721,618 |
| 8. Dividends paid to policyholders | | | |
| 9. Federal and foreign income taxes paid (recovered) net of \$ tax on capital gains (losses) | 11,000,004 | 5,017,688 | 5,715,240 |
| 10. Total (Lines 5 through 9) | 105,722,120 | 53,726,328 | 114,223,230 |
| 11. Net cash from operations (Line 4 minus Line 10) | 1,787,292 | 7,903,999 | 20,979,777 |
| Cash from Investments | | | |
| 12. Proceeds from investments sold, matured or repaid: | | | |
| 12.1 Bonds | 252,616 | 4,056,744 | 14,233,814 |
| 12.2 Stocks | | | |
| 12.3 Mortgage loans | | | |
| 12.4 Real estate | | | |
| 12.5 Other invested assets | | | |
| 12.6 Net gains or (losses) on cash, cash equivalents and short-term investments | | | 201 |
| 12.7 Miscellaneous proceeds | 423 | | 1,205 |
| 12.8 Total investment proceeds (Lines 12.1 to 12.7) | 253,039 | 4,056,744 | 14,235,220 |
| 13. Cost of investments acquired (long-term only): | | | |
| 13.1 Bonds | 5,189,046 | 19,626,117 | 22,622,250 |
| 13.2 Stocks | | | |
| 13.3 Mortgage loans | | | |
| 13.4 Real estate | | | |
| 13.5 Other invested assets | | | |
| 13.6 Miscellaneous applications | 782 | | 423 |
| 13.7 Total investments acquired (Lines 13.1 to 13.6) | 5,189,828 | 19,626,117 | 22,622,673 |
| 14. Net increase (or decrease) in contract loans and premium notes | | | |
| 15. Net cash from investments (Line 12.8 minus Line 13.7 and Line 14) | (4,936,789) | (15,569,373) | (8,387,452) |
| Cash from Financing and Miscellaneous Sources | | | |
| 16. Cash provided (applied): | | | |
| 16.1 Surplus notes, capital notes | | | |
| 16.2 Capital and paid in surplus, less treasury stock | | | |
| 16.3 Borrowed funds | | | |
| 16.4 Net deposits on deposit-type contracts and other insurance liabilities | | | |
| 16.5 Dividends to stockholders | | | |
| 16.6 Other cash provided (applied) | 7,896,067 | (2,124,829) | (10,088,583) |
| 17. Net cash from financing and miscellaneous sources (Line 16.1 through Line 16.4 minus Line 16.5 plus Line 16.6) | 7,896,067 | (2,124,829) | (10,088,583) |
| RECONCILIATION OF CASH, CASH EQUIVALENTS AND SHORT-TERM INVESTMENTS | | | |
| 18. Net change in cash, cash equivalents and short-term investments (Line 11, plus Lines 15 and 17) | 4,746,570 | (9,790,203) | 2,503,742 |
| 19. Cash, cash equivalents and short-term investments: | | | |
| 19.1 Beginning of year | 14,862,638 | 12,358,896 | 12,358,896 |
| 19.2 End of period (Line 18 plus Line 19.1) | 19,609,208 | 2,568,693 | 14,862,638 |

Note: Supplemental disclosures of cash flow information for non-cash transactions:

NOTES TO THE FINANCIAL STATEMENTS

1. Summary of Significant Accounting Policies and Going Concern**A. Accounting Practices**

The accompanying financial statements of Metropolitan General Insurance Company (the “Company”) have been prepared on the basis of accounting standards prescribed or permitted (“RI SAP”) by the State of Rhode Island (“RI”) Department of Business Regulation, Insurance Division (the “Department” or “RIDBR”).

The Department recognizes only statutory accounting practices prescribed or permitted by Rhode Island in determining and reporting the financial condition and results of operations of an insurance company, in determining its solvency under the Rhode Island Insurance Law. In 2001, the National Association of Insurance Commissioners’ (“NAIC”) *Accounting Practices and Procedures Manual* (“NAIC SAP”) was adopted as the basis of RI SAP.

The Department has not adopted any prescribed accounting practices that differ from those found in NAIC SAP. A reconciliation of the Company’s net income and capital and surplus between RI SAP and NAIC SAP is as follows:

| | SSAP Number ⁽¹⁾ | Financial Statement Page | Financial Statement Line Number | For the Six Months Ended June 30, 2023 | For the Year Ended December 31, 2022 |
|---|-------------------------------|--------------------------------|--|--|---|
| Net income, RI SAP | | | | \$ 5,086,583 | \$ 14,700,674 |
| State prescribed practices: NONE | | | | — | — |
| State permitted practices: NONE | | | | — | — |
| Net income, NAIC SAP | | | | <u>\$ 5,086,583</u> | <u>\$ 14,700,674</u> |
| | | | | <u>June 30, 2023</u> | <u>December 31, 2022</u> |
| Statutory capital and surplus, RI SAP | | | | \$ 66,401,444 | \$ 59,037,474 |
| State prescribed practices: NONE | | | | — | — |
| State permitted practices: NONE | | | | — | — |
| Statutory capital and surplus, NAIC SAP | | | | <u>\$ 66,401,444</u> | <u>\$ 59,037,474</u> |

⁽¹⁾ Statement of Statutory Accounting Principles (“SSAP”)

B. Use of Estimates in the Preparation of the Financial Statements

No significant change.

C. Accounting Policy

- (1) No significant change.
- (2) The Company did not sell and reacquire any NAIC Securities Valuation Office Identified Funds.
- (3) No significant change.
- (4) Redeemable preferred stocks are generally stated at amortized cost unless they have a NAIC rating designation of 3, 4, 5 or 6, in which case such stocks are stated at the lower of amortized cost or fair value. Perpetual preferred stocks are generally stated at fair value. Mandatory convertible preferred stocks are stated at fair value, not to exceed any currently effective call price, prior to conversion.
- (5) No significant change.
- (6) Mortgage-backed bonds, included in bonds, are generally stated at amortized cost using the scientific method unless they have a NAIC rating designation of 3, 4, 5, or 6, which are stated at the lower of amortized cost or fair value. Amortization of the discount or premium from the purchase of these securities considers the estimated timing and amount of prepayments of the underlying mortgage loans. Actual prepayment experience is periodically reviewed and effective yields are recalculated when differences arise between the prepayments originally anticipated and the actual prepayments received and currently anticipated. For credit-sensitive mortgage-backed and asset-backed bonds and certain prepayment-sensitive bonds (e.g., interest-only securities), the effective yield is recalculated on a prospective basis. For all other mortgage-backed and asset-backed bonds, the effective yield is recalculated on a retrospective basis.

For certain residential mortgage-backed securities (“RMBS”) and commercial mortgage-backed securities (“CMBS”), both an initial and final NAIC designation is determined on a security-by-security basis based on a range of values published by the NAIC. The initial designation is used to determine the carrying value of the RMBS or CMBS. RMBS and CMBS with initial designations of 1 or 2 are stated at amortized cost, while RMBS and CMBS with initial designations of 3, 4, 5 or 6 are stated at the lower of amortized cost or fair value. The final designation calculation compares this carrying value with a range of values, resulting in a final NAIC designation reported herein, which is used for all other accounting and reporting purposes.

(7-13) No significant change.

NOTES TO THE FINANCIAL STATEMENTS

D. Going Concern

Management does not have any substantial doubt about the Company's ability to continue as a going concern.

2. Accounting Changes and Corrections of Errors

On May 16, 2023, the NAIC adopted a consensus to extend Interpretation ("INT") 22-02: *Third Quarter 2022 through Second Quarter 2023 Reporting of the Inflation Reduction Act - Corporate Alternative Minimum Tax ("CAMT")*, for the second quarter 2023 statutory financial statements. Reporting entities shall follow the guidance in this interpretation paragraphs 17.a. through 17.c. This guidance will be automatically nullified on August 16, 2023. The Company has provided all required disclosures. See Note 9.

3. Business Combinations and Goodwill

No significant change.

4. Discontinued Operations

No significant change.

5. Investments

A-C. No significant change.

D. Loan-backed Securities

(1) Prepayment assumptions were obtained from published broker dealer values and internal estimates.

(2) a. The Company did not recognize any other than temporary impairments ("OTTI") on the basis of the intent to sell during the six months ended June 30, 2023.

b. The Company did not recognize any OTTI on the basis of the inability or lack of intent to retain the investment in the security for a period of time sufficient to recover the amortized cost basis during the six months ended June 30, 2023.

(3) As of June 30, 2023, the Company has not recognized any OTTI on its loan-backed securities based on cash flow analysis.

(4) At June 30, 2023, the estimated fair value and gross unrealized losses for loan-backed securities, aggregated by length of time the securities have been in a continuous loss position were as follows:

| | | | |
|----|--|----|-----------|
| a. | The aggregate amount of unrealized losses: | | |
| | 1. Less than 12 Months | \$ | 107,628 |
| | 2. 12 Months or Longer | \$ | 995,975 |
| b. | The aggregate related fair value of securities with unrealized losses: | | |
| | 1. Less than 12 Months | \$ | 6,751,336 |
| | 2. 12 Months or Longer | \$ | 6,719,093 |

(5) The Company performs a regular evaluation, on a security-by-security basis, of its securities holdings in accordance with its OTTI policy in order to evaluate whether such investments are other than temporarily impaired. Management considers a wide range of factors about the security issuer and uses its best judgment in evaluating the cause of the decline in the estimated fair value of the security and in assessing the prospects for near-term recovery. Factors considered include fundamentals of the industry and geographic area in which the security issuer operates, as well as overall macroeconomic conditions. Projected future cash flows are estimated using assumptions derived from management's best estimates of likely scenario-based outcomes after giving consideration to a variety of variables that include, but are not limited to: (i) general payment terms of the security; (ii) the likelihood that the issuer can service the scheduled interest and principal payments; (iii) the quality and amount of any credit enhancements; (iv) the security's position within the capital structure of the issuer; (v) possible corporate restructurings or asset sales by the issuer; and (vi) changes to the rating of the security or the issuer by rating agencies. Additional considerations are made when assessing the unique features that apply to certain loan-backed securities including, but are not limited to: (i) the quality of underlying collateral; (ii) expected prepayment speeds; (iii) current and forecasted loss severity; (iv) consideration of the payment terms of the underlying assets backing the security; and (v) the payment priority within the tranche structure of the security. For loan-backed securities in an unrealized loss position as summarized in the immediately preceding table, the Company does not have the intent to sell the securities, believes it has the intent and ability to retain the security for a period of time sufficient to recover the carrying value of the security and based on the cash flow modeling and other considerations as described above, believes these securities are not other than temporarily impaired.

NOTES TO THE FINANCIAL STATEMENTS

E. Dollar Repurchase Agreements and/or Securities Lending Transactions

(1-2) No significant change.

(3) The Company did not receive any collateral as of June 30, 2023.

(4-7) No significant change.

F. Repurchase Agreements Transactions Accounted for as Secured Borrowing

The Company did not have any repurchase agreement transactions accounted for as secured borrowings as of June 30, 2023.

G. Reverse Repurchase Agreements Transactions Accounted for as Secured Borrowing

The Company did not have any reverse repurchase agreement transactions accounted for as secured borrowings as of June 30, 2023.

H. Repurchase Agreements Transactions Accounted for as a Sale

The Company did not have any repurchase agreement transactions accounted for as a sale as of June 30, 2023.

I. Reverse Repurchase Agreements Transactions Accounted for as a Sale

The Company did not have any reverse repurchase agreement transactions accounted for as a sale as of June 30, 2023.

J-K. No significant change.

NOTES TO THE FINANCIAL STATEMENTS

L. Restricted Assets

(1) Restricted Assets (Including Pledged)

Information on the Company's investment in restricted assets as of June 30, was as follows:

| Restricted Asset Category | Gross Restricted | | | | | | | | | | Percentage | |
|--|----------------------------|---|---|--|----------------------|------------------------|---------------------------------------|------------------------------------|--|---|--|-----|
| | 2023 | | | | | 6 December 31, 2022 | 7 Increase/ (Decrease) (5 minus 6) | 8 Total Non Admitted Restricted | 9 Total Admitted Restricted (5 minus 8) | 10 Gross (Admitted and Nonadmitted) Restricted to Total Assets (c) | 11 Admitted Restricted to Total Admitted Assets (d) | |
| | 1 Total General Account | 2 General Account Supporting Separate Account Activity (a) | 3 Total Separate Account Restricted Assets | 4 Separate Account Assets Supporting General Account Activity (b) | 5 2023 (1 plus 3) | | | | | | | |
| Subject to contractual obligation for which liability is not shown | \$ — | \$ — | \$ — | \$ — | \$ — | \$ — | \$ — | \$ — | \$ — | \$ — | — % | — % |
| Collateral held under security lending agreements | — | — | — | — | — | — | — | — | — | — | — | — |
| Subject to repurchase agreements | — | — | — | — | — | — | — | — | — | — | — | — |
| Subject to reverse repurchase agreements | — | — | — | — | — | — | — | — | — | — | — | — |
| Subject to dollar repurchase agreements | — | — | — | — | — | — | — | — | — | — | — | — |
| Subject to dollar reverse repurchase agreements | — | — | — | — | — | — | — | — | — | — | — | — |
| Placed under option contracts | — | — | — | — | — | — | — | — | — | — | — | — |
| Letter stock or securities restricted as to sale - excluding Federal Home Loan Bank ("FHLB") capital stock | — | — | — | — | — | — | — | — | — | — | — | — |
| FHLB capital stock | — | — | — | — | — | — | — | — | — | — | — | — |
| On deposit with states | 4,624,053 | — | — | — | 4,624,053 | 4,500,593 | 123,460 | — | 4,624,053 | 2.17 | 2.19 | |
| On deposit with other regulatory bodies | — | — | — | — | — | — | — | — | — | — | — | — |
| Pledged collateral to FHLB (including assets backing funding agreements) | — | — | — | — | — | — | — | — | — | — | — | — |
| Pledged as collateral not captured in other categories | — | — | — | — | — | — | — | — | — | — | — | — |
| Other restricted assets | — | — | — | — | — | — | — | — | — | — | — | — |
| Total restricted assets | \$4,624,053 | \$ — | \$ — | \$ — | \$ 4,624,053 | \$ 4,500,593 | \$ 123,460 | \$ — | \$ 4,624,053 | 2.17 % | 2.19 % | |

(2-3) No significant change.

(4) The Company did not have any collateral received and reported as assets as of June 30, 2023.

M. Working Capital Finance Investments

The Company had no working capital finance investments as of June 30, 2023.

N. Offsetting and Netting of Assets and Liabilities

The Company had no assets and liabilities which are offset and reported net in accordance with a valid right to offset.

O-Q. No significant change.

R. Reporting Entity's Share of Cash Pool by Asset Type

The Company did not invest in cash pools during the six months ended June 30, 2023.

NOTES TO THE FINANCIAL STATEMENTS

6. *Joint Ventures, Partnerships and Limited Liability Companies*

No significant change.

7. *Investment Income*

No significant change.

8. *Derivative Instruments*

The Company did not utilize derivative instruments in 2023.

9. *Income Taxes*

The Company has not determined as of June 30, 2023 if it will be subject to CAMT in 2023. The financial statements do not include the estimated impact of the CAMT, because a reasonable estimate cannot be made. The MetLife, Inc. consolidated U.S. Federal tax return filing group, of which the Company is a member, meets the average “adjusted financial statement income” threshold and is expected to be required to perform CAMT calculations in 2023.

A. The components of net deferred tax assets (“DTAs”) and deferred tax liabilities (“DTLs”) consisted of the following:

| | | June 30, 2023 | | |
|----|---|----------------------|----------------|---------------------|
| | | Ordinary | Capital | Total |
| 1a | Gross DTAs | \$ 5,705,012 | \$ — | \$ 5,705,012 |
| 1b | Statutory valuation allowance adjustments | — | — | — |
| 1c | Adjusted Gross DTAs | 5,705,012 | — | 5,705,012 |
| 1d | DTAs nonadmitted | (194,781) | — | (194,781) |
| 1e | Subtotal net admitted DTAs | 5,510,231 | — | 5,510,231 |
| 1f | DTLs | — | — | — |
| 1g | Net admitted DTAs/(Net DTLs) | <u>\$ 5,510,231</u> | <u>\$ —</u> | <u>\$ 5,510,231</u> |

| | | December 31, 2022 | | |
|----|---|--------------------------|----------------|---------------------|
| | | Ordinary | Capital | Total |
| 1a | Gross DTAs | \$ 2,362,790 | \$ — | \$ 2,362,790 |
| 1b | Statutory valuation allowance adjustments | — | — | — |
| 1c | Adjusted Gross DTAs | 2,362,790 | — | 2,362,790 |
| 1d | DTAs nonadmitted | (201,653) | — | (201,653) |
| 1e | Subtotal net admitted DTAs | 2,161,137 | — | 2,161,137 |
| 1f | DTLs | — | — | — |
| 1g | Net admitted DTAs/(Net DTLs) | <u>\$ 2,161,137</u> | <u>\$ —</u> | <u>\$ 2,161,137</u> |

| | | Change | | |
|----|---|---------------------|----------------|---------------------|
| | | Ordinary | Capital | Total |
| 1a | Gross DTAs | \$ 3,342,222 | \$ — | \$ 3,342,222 |
| 1b | Statutory valuation allowance adjustments | — | — | — |
| 1c | Adjusted Gross DTAs | 3,342,222 | — | 3,342,222 |
| 1d | DTAs nonadmitted | 6,872 | — | 6,872 |
| 1e | Subtotal net admitted DTAs | 3,349,094 | — | 3,349,094 |
| 1f | DTLs | — | — | — |
| 1g | Net admitted DTAs/(Net DTLs) | <u>\$ 3,349,094</u> | <u>\$ —</u> | <u>\$ 3,349,094</u> |

NOTES TO THE FINANCIAL STATEMENTS

Admission calculation components - SSAP No. 101 *Income Taxes*, (“SSAP 101”):

| | | June 30, 2023 | | |
|----|---|---------------------|-------------|---------------------|
| | | Ordinary | Capital | Total |
| 2a | Federal income taxes paid in prior years recoverable through loss carrybacks | \$ 3,673,487 | \$ — | \$ 3,673,487 |
| 2b | Adjusted gross DTA expected to be realized (excluding the amount of DTA from above) after application of the threshold limitation (the lesser of 1 and 2 below) | 1,836,744 | — | 1,836,744 |
| 1. | Adjusted gross DTA expected to be realized following the balance sheet date | 1,836,744 | — | 1,836,744 |
| 2. | Adjusted gross DTA allowed per limitation threshold | XXX | XXX | 9,133,682 |
| 2c | Adjusted gross DTA (excluding the amount of DTA from above) offset by gross DTL | — | — | — |
| 2d | DTA admitted as the result of application of SSAP 101 total | <u>\$ 5,510,231</u> | <u>\$ —</u> | <u>\$ 5,510,231</u> |

| | | December 31, 2022 | | |
|----|---|---------------------|-------------|---------------------|
| | | Ordinary | Capital | Total |
| 2a | Federal income taxes paid in prior years recoverable through loss carrybacks | \$ 1,440,759 | \$ — | \$ 1,440,759 |
| 2b | Adjusted gross DTAs expected to be realized (excluding the amount of DTAs from above) after application of the threshold limitation (the lesser of 1 and 2 below) | 720,378 | — | 720,378 |
| 1. | Adjusted gross DTAs expected to be realized following the balance sheet date | 720,378 | — | 720,378 |
| 2. | Adjusted gross DTAs allowed per limitation threshold | XXX | XXX | 8,531,451 |
| 2c | Adjusted gross DTAs (excluding the amount of DTAs from above) offset by gross DTLs | — | — | — |
| 2d | DTAs admitted as the result of application of SSAP 101 total | <u>\$ 2,161,137</u> | <u>\$ —</u> | <u>\$ 2,161,137</u> |

| | | Change | | |
|----|---|---------------------|-------------|---------------------|
| | | Ordinary | Capital | Total |
| 2a | Federal income taxes paid in prior years recoverable through loss carrybacks | \$ 2,232,728 | \$ — | \$ 2,232,728 |
| 2b | Adjusted gross DTAs expected to be realized (excluding the amount of DTAs from above) after application of the threshold limitation (the lesser of 1 and 2 below) | 1,116,366 | — | 1,116,366 |
| 1. | Adjusted gross DTAs expected to be realized following the balance sheet date | 1,116,366 | — | 1,116,366 |
| 2. | Adjusted gross DTAs allowed per limitation threshold | XXX | XXX | 602,231 |
| 2c | Adjusted gross DTAs (excluding the amount of DTAs from above) offset by gross DTLs | — | — | — |
| 2d | DTAs admitted as the result of application of SSAP 101 total | <u>\$ 3,349,094</u> | <u>\$ —</u> | <u>\$ 3,349,094</u> |

| | | June 30, 2023 | December 31, 2022 |
|----|---|---------------|-------------------|
| 3a | RBC percentage used to determine recovery period and threshold limitation amount | 469 % | 438 % |
| 3b | Amount of total adjusted capital used to determine recovery period and threshold limitation | \$ 60,891,214 | \$ 56,876,337 |

Management believes the Company will be able to utilize the DTAs in the future without any tax planning strategies.

Do the Company’s tax planning strategies include the use of reinsurance? No

B. No significant change.

C. Current income taxes incurred consisted of the following major components:

| | | June 30, 2023 | December 31, 2022 |
|---------------------|---|---------------------|---------------------|
| Current income tax: | | | |
| 1a | Federal | \$ 5,264,186 | \$ 5,586,565 |
| 1b | Foreign | — | — |
| 1c | Subtotal (1a+1b) | 5,264,186 | 5,586,565 |
| 1d | Federal income tax on net capital gains/(losses) | 490 | (33,021) |
| 1e | Utilization of capital loss carryforwards | — | — |
| 1f | Other | — | — |
| 1g | Federal and foreign income taxes incurred (1c+1d+1e+1f) | <u>\$ 5,264,676</u> | <u>\$ 5,553,544</u> |

NOTES TO THE FINANCIAL STATEMENTS

The changes in the main components of deferred income tax amounts were as follows:

| | | <u>June 30, 2023</u> | <u>December 31, 2022</u> | <u>Change</u> |
|---|--|----------------------|--------------------------|---------------------|
| DTAs: | | | | |
| Ordinary: | | | | |
| 2a1 | Discounting of unpaid losses | \$ — | \$ — | \$ — |
| 2a2 | Unearned premium reserve | 5,129,559 | 2,041,781 | 3,087,778 |
| 2a3 | Policyholder reserves | 101,550 | 70,456 | 31,094 |
| 2a4 | Investments | 194,781 | 201,652 | (6,871) |
| 2a5 | Deferred acquisition costs | — | — | — |
| 2a6 | Policyholder dividends accrual | — | — | — |
| 2a7 | Fixed assets | — | — | — |
| 2a8 | Compensation and benefits accrual | — | — | — |
| 2a9 | Pension accrual | — | — | — |
| 2a10 | Receivables - nonadmitted | — | — | — |
| 2a11 | Net operating loss carryforward | — | — | — |
| 2a12 | Tax credit carryforwards | — | — | — |
| 2a13 | Other | 279,122 | 48,901 | 230,221 |
| 2a99 | Subtotal (sum of 2a1 through 2a13) | <u>5,705,012</u> | <u>2,362,790</u> | <u>3,342,222</u> |
| 2b | Statutory valuation allowance adjustment | — | — | — |
| 2c | Nonadmitted | (194,781) | (201,653) | 6,872 |
| 2d | Admitted ordinary DTAs | <u>5,510,231</u> | <u>2,161,137</u> | <u>3,349,094</u> |
| Capital: | | | | |
| 2e1 | Investments | — | — | — |
| 2e2 | Net capital loss carryforward | — | — | — |
| 2e3 | Real estate | — | — | — |
| 2e4 | Other | — | — | — |
| 2e99 | Subtotal (2e1 +2e2 +2e3 +2e4) | <u>—</u> | <u>—</u> | <u>—</u> |
| 2f | Statutory valuation allowance adjustment | — | — | — |
| 2g | Nonadmitted | — | — | — |
| 2h | Admitted capital DTAs | <u>—</u> | <u>—</u> | <u>—</u> |
| 2i | Admitted DTAs | <u>\$ 5,510,231</u> | <u>\$ 2,161,137</u> | <u>\$ 3,349,094</u> |
| DTLs: | | | | |
| Ordinary: | | | | |
| 3a1 | Investments | \$ — | \$ — | \$ — |
| 3a2 | Fixed assets | — | — | — |
| 3a3 | Deferred and uncollected premiums | — | — | — |
| 3a4 | Policyholder reserves | — | — | — |
| 3a5 | Other | — | — | — |
| 3a99 | Subtotal (3a1 +3a2 +3a3 +3a4 +3a5) | <u>—</u> | <u>—</u> | <u>—</u> |
| Capital: | | | | |
| 3b1 | Investments | — | — | — |
| 3b2 | Real estate | — | — | — |
| 3b3 | Other | — | — | — |
| 3b99 | Subtotal (3b1 +3b2 +3b3) | <u>—</u> | <u>—</u> | <u>—</u> |
| 3c | DTLs | <u>\$ —</u> | <u>\$ —</u> | <u>\$ —</u> |
| 4 | Net DTAs/(DTLs) | <u>\$ 5,510,231</u> | <u>\$ 2,161,137</u> | <u>\$ 3,349,094</u> |
| Change in nonadmitted DTAs | | | | (6,872) |
| Tax effect of unrealized gains (losses) | | | | 5,165 |
| Change in net DTAs | | | | <u>\$ 3,347,387</u> |

NOTES TO THE FINANCIAL STATEMENTS

- D. The provision for Federal and foreign income taxes incurred is different from that which would be obtained by applying the statutory Federal income tax rate to net gain (loss) from operations after dividends to policyholders and before Federal income tax. The significant items causing the difference were as follows:

| | <u>June 30, 2023</u> |
|--|----------------------|
| Net income, before net realized capital gains (losses), after dividends to policyholders and before all other Federal and foreign income taxes @ 21% | \$ 2,173,274 |
| Net realized capital gains (losses) @ 21% | 490 |
| Tax effect of: | |
| Penalties | 455 |
| Political Contribution | 1,050 |
| Tax exempt income | (27,758) |
| Change in nonadmitted assets | (230,222) |
| Total statutory income taxes (benefit) | <u>\$ 1,917,289</u> |
| | |
| Federal and foreign income taxes incurred including tax on realized capital gains | \$ 5,264,676 |
| Change in net DTAs | (3,347,387) |
| Total statutory income taxes (benefit) | <u>\$ 1,917,289</u> |

E-I. No significant change.

10. Information Concerning Parents, Subsidiaries, Affiliates and Other Related Parties

A-C. No significant change.

- D. The Company has receivables and payables with affiliates for services necessary to conduct its business. Receivables expected to be settled within 90 days are admitted. Receivables from affiliates totaled \$8,363,673 and \$15,363,047 at June 30, 2023 and December 31, 2022, respectively, of which \$1,335,565 and \$0 were nonadmitted. Payables to affiliates totaled \$1,262,464 and \$367,683 at June 30, 2023 and December 31, 2022, respectively.

E-O. No significant change.

11. Debt

A. No significant change.

B. The Company has not issued any debt to the FHLB.

12. Retirement Plans, Deferred Compensation, Postemployment Benefits and Compensated Absences and Other Postretirement Benefit Plans

As of June 30, 2023, the Company did not sponsor any retirement plans, deferred compensation, postemployment benefits and compensated absences and other postretirement plans.

13. Capital and Surplus, Shareholder's Dividend Restrictions and Quasi Reorganizations

A-M. No significant change.

NOTES TO THE FINANCIAL STATEMENTS

14. Liabilities, Contingencies and Assessments

A. No significant change.

B. Assessments

- (1) As of June 30, 2023, the Company had a \$0 liability for retrospective premium-based guaranty fund assessments and a \$9,934 asset for the related premium tax offset. As of December 31, 2022, the Company had a \$0 liability for retrospective premium-based guaranty fund assessments and a \$4,657 asset for the related premium tax offset. The periods over which the guaranty fund assessments are expected to be paid and the related premium tax offsets are expected to be realized are unknown at this time.
- (2) The change in the guaranty asset balance summarized below reflects estimated 2023 premium tax offsets used and revised estimated premium tax offsets for accrued liabilities.

| Assets Recognized from Paid and Accrued Premium Tax Offsets | |
|--|-----------------|
| a. Balance as of December 31, 2022 | \$ 4,657 |
| b. Decreases current year: | — |
| c. Increases current year: | |
| Est. premium tax offset - Other | <u>5,277</u> |
| d. Balance as of June 30, 2023 | <u>\$ 9,934</u> |

C - F. No significant change.

G. All Other Contingencies

Uncollectible Premium Receivables

The Company had admitted assets of \$12,566,370 and \$9,837,591 at June 30, 2023 and December 31, 2022, respectively, in uncollected premiums and agents' balances in the course of collection. The Company routinely assesses the ability to collect these receivables. Based upon Company experience, the amount of premiums and other accounts receivable that may become uncollectible and result in a potential loss is not material to the Company's financial condition.

Litigation

Various litigation, claims and assessments against the Company, in addition to those otherwise provided for in the Company's financial statements, have arisen in the course of the Company's business, including, but not limited to, in connection with its activities as an insurer, employer, investor or taxpayer. Further, state insurance regulatory and other federal and state authorities regularly make inquiries and conduct investigations concerning the Company's compliance with applicable insurance and other laws and regulations.

On a quarterly and annual basis, management reviews relevant information with respect to liabilities for litigation, regulatory investigations and litigation-related contingencies to be reflected in the Company's financial statements. Liabilities are established when it is probable that a loss has been incurred and the amount of the loss can be reasonably estimated.

15. Leases

No significant change.

16. Information about Financial Instruments with Off-Balance Sheet Risk and Financial Instruments with Concentrations of Credit Risk

No significant change.

NOTES TO THE FINANCIAL STATEMENTS

17. Sale, Transfer and Servicing of Financial Assets and Extinguishments of Liabilities

A. Transfers of Receivables Reported as Sales

No significant change.

B. Transfer and Servicing of Financial Assets

The Company did not participate in the transfer or servicing of financial assets during the six months ended June 30, 2023.

C. Wash Sales

(1) In the course of the Company's asset management, securities are not sold and reacquired within 30 days of the sale date to enhance the Company's yield on its investment portfolio. There may be occasional isolated incidents where wash sales occur.

(2) The Company had no wash sales with an NAIC designation 3 or below or unrated securities during the three months ended June 30, 2023.

18. Gain or Loss to the Reporting Entity from Uninsured Plans and the Uninsured Portion of Partially Insured Plans

No significant change.

19. Direct Premium Written/Produced by Managing General Agents/Third Party Administrators

No significant change.

20. Fair Value Measurement

A. (1) Assets and Liabilities Measured and Reported at Estimated Fair Value at Reporting Date

Hierarchy Table

The following table provides information about financial assets and liabilities measured and reported at estimated fair value or NAV at:

| | June 30, 2023 | | | | Total |
|----------------------------|--|----------------|----------------|------------|--------------|
| | Fair Value Measurements at Reporting Date Using | | | | |
| | Level 1 | Level 2 | Level 3 | NAV | |
| Assets | | | | | |
| Bonds: | | | | | |
| Industrial & Miscellaneous | \$ — | \$ 967,500 | \$ — | \$ — | \$ 967,500 |
| Total bonds | \$ — | \$ 967,500 | \$ — | \$ — | \$ 967,500 |

(2) Assets and Liabilities Measured and Reported at Estimated Fair Value at Reporting Date

Rollforward Table - Level 3 Assets and Liabilities

There are no assets and liabilities measured and reported at estimated fair value using significant unobservable (Level 3) inputs for the quarter ended June 30, 2023.

(3) Assets and Liabilities Measured and Reported at Estimated Fair Value at Reporting Date

Valuation Techniques and Inputs for Level 2 and Level 3 Assets and Liabilities by Major Classes of Assets and Liabilities:

When developing estimated fair values, the Company considers two broad valuation techniques: (i) the market approach and (ii) the income approach. The Company determines the most appropriate valuation technique to use, given what is being measured and the availability of sufficient inputs, giving priority to observable inputs.

The Company categorizes its financial assets and liabilities into a three-level hierarchy, based on the significant input with the lowest level in their valuation. The input levels are as follows. Level 1 - Unadjusted quoted prices in active markets for identical assets or liabilities. The Company defines active markets based on average trading volume for common stock. The size of the bid/ask spread is used as an indicator of market activity for bonds. Level 2 - Quoted prices in markets that are not active or inputs that are observable either directly or indirectly. These inputs can include quoted prices for similar but not identical assets or liabilities other than quoted prices in Level 1, quoted prices in markets that are not active, or other significant inputs that are observable or can be derived principally from or corroborated by observable market data for substantially the full term of the assets or liabilities. Level 3 - Unobservable inputs that are supported by little or no market activity and are significant to the determination of estimated fair value of the assets and liabilities. Unobservable inputs reflect the reporting entity's own assumptions about the assumptions that market participants would use in pricing the asset or liability.

NOTES TO THE FINANCIAL STATEMENTS

In general, investments classified within Level 3 use many of the same valuation techniques and inputs as described in the Level 2 discussions below. However, if key inputs are unobservable, or if the investments are less liquid and there is very limited trading activity, the investments are generally classified as Level 3. The use of independent non-binding broker quotations to value investments generally indicates there is a lack of liquidity or the general lack of transparency in the process to develop the valuation estimates generally causing these investments to be classified in Level 3.

The valuation of most instruments listed below are determined using independent pricing sources, matrix pricing, discounted cash flow methodologies or other similar techniques that use either observable market inputs or unobservable inputs.

| Instrument | Level 2 Observable Inputs | Level 3 Unobservable Inputs |
|---|---|--|
| Bonds | | |
| U.S. corporate and Foreign corporate securities - included within Industrial & Miscellaneous | | |
| | Valuation Techniques: Principally the market and income approaches. Key Inputs: <ul style="list-style-type: none"> • quoted prices in markets that are not active • benchmark yields; spreads off benchmark yields; new issuances; issuer rating • trades of identical or comparable securities; duration • privately-placed securities are valued using the additional key inputs: <ul style="list-style-type: none"> • market yield curve; call provisions • observable prices and spreads for similar public or private securities that incorporate the credit quality and industry sector of the issuer • delta spread adjustments to reflect specific credit-related issues | <ul style="list-style-type: none"> • not applicable |

B. The Company provides additional fair value information in Note 5.

C. Estimated Fair Value of All Financial Instruments

Information related to the aggregate fair value of financial instruments is shown below at:

| | June 30, 2023 | | | | | | |
|-----------------------------------|-------------------------|----------------------|----------------------|----------------------|-------------|-------------|-------------------------------------|
| | Aggregate Fair Value | Admitted Value | Level 1 | Level 2 | Level 3 | NAV | Not Practicable (Carrying Value) |
| Assets | | | | | | | |
| Bonds | \$ 40,434,609 | \$ 43,205,803 | \$ 4,493,233 | \$ 35,941,376 | \$ — | \$ — | \$ — |
| Cash and cash equivalents | 19,614,719 | 19,609,208 | 19,614,719 | — | — | — | — |
| Investment income due and accrued | 343,112 | 343,112 | — | 343,112 | — | — | — |
| Receivable for securities | — | — | — | — | — | — | — |
| Total assets | <u>\$ 60,392,440</u> | <u>\$ 63,158,123</u> | <u>\$ 24,107,952</u> | <u>\$ 36,284,488</u> | <u>\$ —</u> | <u>\$ —</u> | <u>\$ —</u> |
| | December 31, 2022 | | | | | | |
| | Aggregate Fair Value | Admitted Value | Level 1 | Level 2 | Level 3 | NAV | Not Practicable (Carrying Value) |
| Assets | | | | | | | |
| Bonds | \$ 35,517,325 | \$ 38,301,732 | \$ 4,357,174 | \$ 31,160,151 | \$ — | \$ — | \$ — |
| Cash and cash equivalents | 14,867,715 | 14,862,638 | 14,867,715 | — | — | — | — |
| Investment income due and accrued | 320,076 | 320,076 | — | 320,076 | — | — | — |
| Receivable for securities | 423 | 423 | 423 | — | — | — | — |
| Total assets | <u>\$ 50,705,539</u> | <u>\$ 53,484,869</u> | <u>\$ 19,225,312</u> | <u>\$ 31,480,227</u> | <u>\$ —</u> | <u>\$ —</u> | <u>\$ —</u> |

Assets and Liabilities

The methods and significant assumptions used to estimate the fair value of all admitted financial instruments are presented below.

The Company defines fair value as the price that would be received to sell an asset or paid to transfer a liability (an exit price) in the principal or most advantageous market for the asset or liability in an orderly transaction between market participants on the measurement date. In most cases, the exit price and the transaction (or entry) price will be the same at initial recognition.

NOTES TO THE FINANCIAL STATEMENTS

Bonds, Cash and Cash Equivalents

When available, the estimated fair value for bonds, including loan-backed securities, and cash equivalents, are based on quoted prices in active markets that are readily and regularly obtainable. Generally, these investments are classified in Level 1, are the most liquid of the Company's securities holdings and valuation of these securities does not involve management's judgment.

When quoted prices in active markets are not available, the determination of estimated fair value is based on market standard valuation methodologies, giving priority to observable inputs. The significant inputs to the market standard valuation methodologies for certain types of securities with reasonable levels of price transparency are inputs that are observable in the market or can be derived principally from or corroborated by observable market data. Generally, these investments are classified in Level 2.

When observable inputs are not available, the market standard valuation methodologies rely on inputs that are significant to the estimated fair value that are not observable in the market or cannot be derived principally from or corroborated by observable market data. These unobservable inputs can be based in large part on management's judgment or estimation, and cannot be supported by reference to market activity. Even though these inputs are unobservable, management believes they are consistent with what other market participants would use when pricing such securities and are considered appropriate given the circumstances. Generally, these investments are classified in Level 3.

The use of different methodologies, assumptions and inputs may have a material effect on the estimated fair values of the Company's securities holdings.

The estimated fair value for cash approximates carrying value and is classified as Level 1 given the nature of cash.

Investment Income Due and Accrued

Due to the short-term nature of investment income due and accrued, the Company believes there is minimal risk of material changes in interest rates or the credit of the issuer such that estimated fair value approximates carrying value. These amounts are generally classified as Level 2.

Receivables for securities

The carrying amounts approximate their statutory basis fair values for receivables for securities.

- D. At June 30, 2023, the Company had no investments where it was not practicable to estimate fair value.
- E. The Company did not have any investments that were measured using NAV as a practical expedient as of June 30, 2023.

21. Other Items

A-H. No significant change.

22. Events Subsequent

The Company has evaluated events subsequent to June 30, 2023 through August 10, 2023, which is the date these financial statements were available to be issued and has determined there are no material subsequent events requiring adjustment to or disclosure in the financial statements.

23. Reinsurance

A-B. No significant change.

C. Reinsurance Assumed and Ceded

| (1) | Assumed Reinsurance | | Ceded Reinsurance | | Net | |
|--------------------------------------|---------------------|-------------------|-------------------|-------------------|-------------------|-------------------|
| | Premium Reserve | Commission Equity | Premium Reserve | Commission Equity | Premium Reserve | Commission Equity |
| | (1) | (2) | (3) | (4) | (5) | (6) |
| a. Affiliates | \$ — | \$ — | \$ — | \$ — | \$ — | \$ — |
| b. All Other | — | — | 3,015 | — | (3,015) | — |
| c. Total | <u>\$ —</u> | <u>\$ —</u> | <u>\$ 3,015</u> | <u>\$ —</u> | <u>\$ (3,015)</u> | <u>\$ —</u> |
| d. Direct Unearned Premium Reserves: | | | <u>\$ 3,015</u> | | | |

D-K. No significant change.

NOTES TO THE FINANCIAL STATEMENTS

24. Retrospectively Rated Contracts & Contracts Subject to Redetermination

A-E. No significant change.

F. The Company is not subject to the risk sharing provision of the Affordable Care Act.

25. Change in Incurred Losses and Loss Adjustment Expenses

A. Reserves as of December 31, 2022 were \$12,608,695. As of June 30, 2023, \$6,980,557 has been paid for incurred claims and claim adjustment expenses attributable to insured events of prior years. Reserves remaining for prior years are now \$2,328,744 as a result of re-estimation of unpaid claims and claims adjustment expenses. Therefore, there has been \$3,299,394 of favorable prior year development from December 31, 2022 to June 30, 2023. The decrease is generally the result of ongoing analysis of recent loss development trends. Original estimates are increased or decreased as additional information becomes known regarding individual claims.

B. There were no significant changes in methodologies and assumptions used in calculating the liability for unpaid losses and loss adjustment expenses during the six months ended June 30, 2023.

26. Intercompany Pooling Arrangements

No significant change.

27. Structured Settlements

No significant change.

28. Health Care Receivables

No significant change.

29. Participating Policies

No significant change.

30. Premium Deficiency Reserves

No significant change.

31. High Deductibles

No significant change.

32. Discounting of Liabilities for Unpaid Losses or Unpaid Loss Adjustment Expenses

No significant change.

33. Asbestos/Environmental Reserves

No significant change.

34. Subscriber Savings Accounts

No significant change.

35. Multiple Peril Crop Insurance

No significant change.

36. Financial Guaranty Insurance

A. No significant change.

B. As of June 30, 2023, the Company did not have any financial guaranty contracts.

GENERAL INTERROGATORIES

PART 1 - COMMON INTERROGATORIES

GENERAL

- 1.1 Did the reporting entity experience any material transactions requiring the filing of Disclosure of Material Transactions with the State of Domicile, as required by the Model Act? Yes [] No [X]
- 1.2 If yes, has the report been filed with the domiciliary state? Yes [] No []
- 2.1 Has any change been made during the year of this statement in the charter, by-laws, articles of incorporation, or deed of settlement of the reporting entity? Yes [] No [X]
- 2.2 If yes, date of change: _____
- 3.1 Is the reporting entity a member of an Insurance Holding Company System consisting of two or more affiliated persons, one or more of which is an insurer? Yes [X] No []
If yes, complete Schedule Y, Parts 1 and 1A.
- 3.2 Have there been any substantial changes in the organizational chart since the prior quarter end? Yes [X] No []
- 3.3 If the response to 3.2 is yes, provide a brief description of those changes.
Various mergers, reorganizations and formations - See Schedule Y Part 1, Organization Chart - regarding information concerning activities of insurer members of a holding company group
- 3.4 Is the reporting entity publicly traded or a member of a publicly traded group? Yes [X] No []
- 3.5 If the response to 3.4 is yes, provide the CIK (Central Index Key) code issued by the SEC for the entity/group 1099219
- 4.1 Has the reporting entity been a party to a merger or consolidation during the period covered by this statement? Yes [] No [X]
- 4.2 If yes, provide the name of the entity, NAIC Company Code, and state of domicile (use two letter state abbreviation) for any entity that has ceased to exist as a result of the merger or consolidation.

| 1 Name of Entity | 2 NAIC Company Code | 3 State of Domicile |
|---------------------|------------------------|------------------------|
| | | |

5. If the reporting entity is subject to a management agreement, including third-party administrator(s), managing general agent(s), attorney-in-fact, or similar agreement, have there been any significant changes regarding the terms of the agreement or principals involved? Yes [] No [X] N/A []
If yes, attach an explanation.
.....
- 6.1 State as of what date the latest financial examination of the reporting entity was made or is being made. 12/31/2020
- 6.2 State the as of date that the latest financial examination report became available from either the state of domicile or the reporting entity. This date should be the date of the examined balance sheet and not the date the report was completed or released. 12/31/2020
- 6.3 State as of what date the latest financial examination report became available to other states or the public from either the state of domicile or the reporting entity. This is the release date or completion date of the examination report and not the date of the examination (balance sheet date). 04/11/2022
- 6.4 By what department or departments?
Rhode Island Insurance Division / Department of Business Regulation
- 6.5 Have all financial statement adjustments within the latest financial examination report been accounted for in a subsequent financial statement filed with Departments? Yes [] No [] N/A [X]
- 6.6 Have all of the recommendations within the latest financial examination report been complied with? Yes [] No [] N/A [X]
- 7.1 Has this reporting entity had any Certificates of Authority, licenses or registrations (including corporate registration, if applicable) suspended or revoked by any governmental entity during the reporting period? Yes [] No [X]
- 7.2 If yes, give full information:
.....
- 8.1 Is the company a subsidiary of a bank holding company regulated by the Federal Reserve Board? Yes [] No [X]
- 8.2 If response to 8.1 is yes, please identify the name of the bank holding company.
.....
- 8.3 Is the company affiliated with one or more banks, thrifts or securities firms? Yes [X] No []
- 8.4 If response to 8.3 is yes, please provide below the names and location (city and state of the main office) of any affiliates regulated by a federal regulatory services agency [i.e. the Federal Reserve Board (FRB), the Office of the Comptroller of the Currency (OCC), the Federal Deposit Insurance Corporation (FDIC) and the Securities Exchange Commission (SEC)] and identify the affiliate's primary federal regulator.

| 1 Affiliate Name | 2 Location (City, State) | 3 FRB | 4 OCC | 5 FDIC | 6 SEC |
|--|-----------------------------|----------|----------|-----------|-----------|
| MetLife Investment Management, LLC | Whippany, NJ | | | | ...YES... |
| MetLife Investors Distribution Company | New York, NY | | | | ...YES... |
| MetLife Investment Securities, LLC | Whippany, NJ | | | | ...YES... |
| Affirmative Investment Management Partners Ltd. | London, UK | | | | ...YES... |
| Raven Capital Management LLC | New York, NY | | | | ...YES... |

GENERAL INTERROGATORIES

- 9.1 Are the senior officers (principal executive officer, principal financial officer, principal accounting officer or controller, or persons performing similar functions) of the reporting entity subject to a code of ethics, which includes the following standards? Yes [] No []
- (a) Honest and ethical conduct, including the ethical handling of actual or apparent conflicts of interest between personal and professional relationships;
- (b) Full, fair, accurate, timely and understandable disclosure in the periodic reports required to be filed by the reporting entity;
- (c) Compliance with applicable governmental laws, rules and regulations;
- (d) The prompt internal reporting of violations to an appropriate person or persons identified in the code; and
- (e) Accountability for adherence to the code.
- 9.11 If the response to 9.1 is No, please explain:
.....
- 9.2 Has the code of ethics for senior managers been amended? Yes [] No []
- 9.21 If the response to 9.2 is Yes, provide information related to amendment(s).
.....
- 9.3 Have any provisions of the code of ethics been waived for any of the specified officers? Yes [] No []
- 9.31 If the response to 9.3 is Yes, provide the nature of any waiver(s).
.....

FINANCIAL

- 10.1 Does the reporting entity report any amounts due from parent, subsidiaries or affiliates on Page 2 of this statement? Yes [] No []
- 10.2 If yes, indicate any amounts receivable from parent included in the Page 2 amount: \$

INVESTMENT

- 11.1 Were any of the stocks, bonds, or other assets of the reporting entity loaned, placed under option agreement, or otherwise made available for use by another person? (Exclude securities under securities lending agreements.) Yes [] No []
- 11.2 If yes, give full and complete information relating thereto:
On deposit with states: \$4,624,053
12. Amount of real estate and mortgages held in other invested assets in Schedule BA: \$
13. Amount of real estate and mortgages held in short-term investments: \$
- 14.1 Does the reporting entity have any investments in parent, subsidiaries and affiliates? Yes [] No []
- 14.2 If yes, please complete the following:
- | | 1
Prior Year-End
Book/Adjusted
Carrying Value | 2
Current Quarter
Book/Adjusted
Carrying Value |
|---|--|---|
| 14.21 Bonds | \$ | \$ |
| 14.22 Preferred Stock | \$ | \$ |
| 14.23 Common Stock | \$ | \$ |
| 14.24 Short-Term Investments | \$ | \$ |
| 14.25 Mortgage Loans on Real Estate | \$ | \$ |
| 14.26 All Other | \$ | \$ |
| 14.27 Total Investment in Parent, Subsidiaries and Affiliates (Subtotal Lines 14.21 to 14.26) | \$ | \$ |
| 14.28 Total Investment in Parent included in Lines 14.21 to 14.26 above | \$ | \$ |
- 15.1 Has the reporting entity entered into any hedging transactions reported on Schedule DB? Yes [] No []
- 15.2 If yes, has a comprehensive description of the hedging program been made available to the domiciliary state? Yes [] No [] N/A []
If no, attach a description with this statement.
.....
16. For the reporting entity's security lending program, state the amount of the following as of the current statement date:
- 16.1 Total fair value of reinvested collateral assets reported on Schedule DL, Parts 1 and 2. \$
- 16.2 Total book/adjusted carrying value of reinvested collateral assets reported on Schedule DL, Parts 1 and 2 \$
- 16.3 Total payable for securities lending reported on the liability page. \$

STATEMENT AS OF JUNE 30, 2023 OF THE Metropolitan General Insurance Company
GENERAL INTERROGATORIES

17. Excluding items in Schedule E - Part 3 - Special Deposits, real estate, mortgage loans and investments held physically in the reporting entity's offices, vaults or safety deposit boxes, were all stocks, bonds and other securities, owned throughout the current year held pursuant to a custodial agreement with a qualified bank or trust company in accordance with Section 1, III - General Examination Considerations, F. Outsourcing of Critical Functions, Custodial or Safekeeping Agreements of the NAIC Financial Condition Examiners Handbook? Yes [X] No []
- 17.1 For all agreements that comply with the requirements of the NAIC Financial Condition Examiners Handbook, complete the following:

| 1 Name of Custodian(s) | 2 Custodian Address |
|----------------------------|---|
| JP Morgan Chase & Co | 4 MetroTech Center, 6th Floor, Brooklyn, NY 11245 |

- 17.2 For all agreements that do not comply with the requirements of the NAIC Financial Condition Examiners Handbook, provide the name, location and a complete explanation:

| 1 Name(s) | 2 Location(s) | 3 Complete Explanation(s) |
|--------------|------------------|------------------------------|
| | | |

- 17.3 Have there been any changes, including name changes, in the custodian(s) identified in 17.1 during the current quarter? Yes [] No [X]
- 17.4 If yes, give full information relating thereto:

| 1 Old Custodian | 2 New Custodian | 3 Date of Change | 4 Reason |
|--------------------|--------------------|---------------------|-------------|
| | | | |

- 17.5 Investment management – Identify all investment advisors, investment managers, broker/dealers, including individuals that have the authority to make investment decisions on behalf of the reporting entity. For assets that are managed internally by employees of the reporting entity, note as such. ["...that have access to the investment accounts"; "...handle securities"]

| 1 Name of Firm or Individual | 2 Affiliation |
|--|------------------|
| MetLife Investment Management, LLC | A..... |

- 17.5097 For those firms/individuals listed in the table for Question 17.5, do any firms/individuals unaffiliated with the reporting entity (i.e. designated with a "U") manage more than 10% of the reporting entity's invested assets?..... Yes [] No [X]
- 17.5098 For firms/individuals unaffiliated with the reporting entity (i.e. designated with a "U") listed in the table for Question 17.5, does the total assets under management aggregate to more than 50% of the reporting entity's invested assets?..... Yes [] No [X]

- 17.6 For those firms or individuals listed in the table for 17.5 with an affiliation code of "A" (affiliated) or "U" (unaffiliated), provide the information for the table below.

| 1 | 2 | 3 | 4 | 5 |
|--|--|-------------------------------|-----------------|---|
| Central Registration Depository Number | Name of Firm or Individual | Legal Entity Identifier (LEI) | Registered With | Investment Management Agreement (IMA) Filed |
| 142463 | MetLife Investment Management, LLC | EAU072Q8FCR1S0XGYJ21 | SEC | DS..... |

- 18.1 Have all the filing requirements of the Purposes and Procedures Manual of the NAIC Investment Analysis Office been followed? Yes [X] No []
- 18.2 If no, list exceptions:

19. By self-designating 5GI securities, the reporting entity is certifying the following elements for each self-designated 5GI security:
- a. Documentation necessary to permit a full credit analysis of the security does not exist or an NAIC CRP credit rating for an FE or PL security is not available.
 - b. Issuer or obligor is current on all contracted interest and principal payments.
 - c. The insurer has an actual expectation of ultimate payment of all contracted interest and principal.
- Has the reporting entity self-designated 5GI securities? Yes [] No [X]

20. By self-designating PLGI securities, the reporting entity is certifying the following elements of each self-designated PLGI security:
- a. The security was purchased prior to January 1, 2018.
 - b. The reporting entity is holding capital commensurate with the NAIC Designation reported for the security.
 - c. The NAIC Designation was derived from the credit rating assigned by an NAIC CRP in its legal capacity as a NRSRO which is shown on a current private letter rating held by the insurer and available for examination by state insurance regulators.
 - d. The reporting entity is not permitted to share this credit rating of the PL security with the SVO.
- Has the reporting entity self-designated PLGI securities? Yes [] No [X]

21. By assigning FE to a Schedule BA non-registered private fund, the reporting entity is certifying the following elements of each self-designated FE fund:
- a. The shares were purchased prior to January 1, 2019.
 - b. The reporting entity is holding capital commensurate with the NAIC Designation reported for the security.
 - c. The security had a public credit rating(s) with annual surveillance assigned by an NAIC CRP in its legal capacity as an NRSRO prior to January 1, 2019.
 - d. The fund only or predominantly holds bonds in its portfolio.
 - e. The current reported NAIC Designation was derived from the public credit rating(s) with annual surveillance assigned by an NAIC CRP in its legal capacity as an NRSRO.
 - f. The public credit rating(s) with annual surveillance assigned by an NAIC CRP has not lapsed.
- Has the reporting entity assigned FE to Schedule BA non-registered private funds that complied with the above criteria? Yes [] No [X]

GENERAL INTERROGATORIES

PART 2 - PROPERTY & CASUALTY INTERROGATORIES

1. If the reporting entity is a member of a pooling arrangement, did the agreement or the reporting entity's participation change? Yes [] No [] N/A [X]
 If yes, attach an explanation.

2. Has the reporting entity reinsured any risk with any other reporting entity and agreed to release such entity from liability, in whole or in part, from any loss that may occur on the risk, or portion thereof, reinsured? Yes [] No [X]
 If yes, attach an explanation.

3.1 Have any of the reporting entity's primary reinsurance contracts been canceled? Yes [] No [X]

3.2 If yes, give full and complete information thereto.

4.1 Are any of the liabilities for unpaid losses and loss adjustment expenses other than certain workers' compensation tabular reserves (see Annual Statement Instructions pertaining to disclosure of discounting for definition of "tabular reserves") discounted at a rate of interest greater than zero? Yes [] No [X]

4.2 If yes, complete the following schedule:

| | | | TOTAL DISCOUNT | | | | DISCOUNT TAKEN DURING PERIOD | | | |
|------------------|------------------|---------------|----------------|------------|------|-------|------------------------------|------------|------|-------|
| 1 | 2 | 3 | 4 | 5 | 6 | 7 | 8 | 9 | 10 | 11 |
| Line of Business | Maximum Interest | Discount Rate | Unpaid Losses | Unpaid LAE | IBNR | TOTAL | Unpaid Losses | Unpaid LAE | IBNR | TOTAL |
| | | | | | | | | | | |
| | | TOTAL | | | | | | | | |

5. Operating Percentages:

5.1 A&H loss percent 54.900 %

5.2 A&H cost containment percent %

5.3 A&H expense percent excluding cost containment expenses 63.500 %

6.1 Do you act as a custodian for health savings accounts? Yes [] No [X]

6.2 If yes, please provide the amount of custodial funds held as of the reporting date \$.....

6.3 Do you act as an administrator for health savings accounts? Yes [] No [X]

6.4 If yes, please provide the balance of the funds administered as of the reporting date \$.....

7. Is the reporting entity licensed or chartered, registered, qualified, eligible or writing business in at least two states? Yes [X] No []

7.1 If no, does the reporting entity assume reinsurance business that covers risks residing in at least one state other than the state of domicile of the reporting entity? Yes [] No []

SCHEDULE F - CEDED REINSURANCE

Showing All New Reinsurers - Current Year to Date

| 1 NAIC Company Code | 2 ID Number | 3 Name of Reinsurer | 4 Domiciliary Jurisdiction | 5 Type of Reinsurer | 6 Certified Reinsurer Rating (1 through 6) | 7 Effective Date of Certified Reinsurer Rating |
|---------------------------|-------------------|------------------------|----------------------------------|------------------------|---|--|
| NONE | | | | | | |

STATEMENT AS OF JUNE 30, 2023 OF THE Metropolitan General Insurance Company

SCHEDULE T - EXHIBIT OF PREMIUMS WRITTEN

Current Year to Date - Allocated by States and Territories

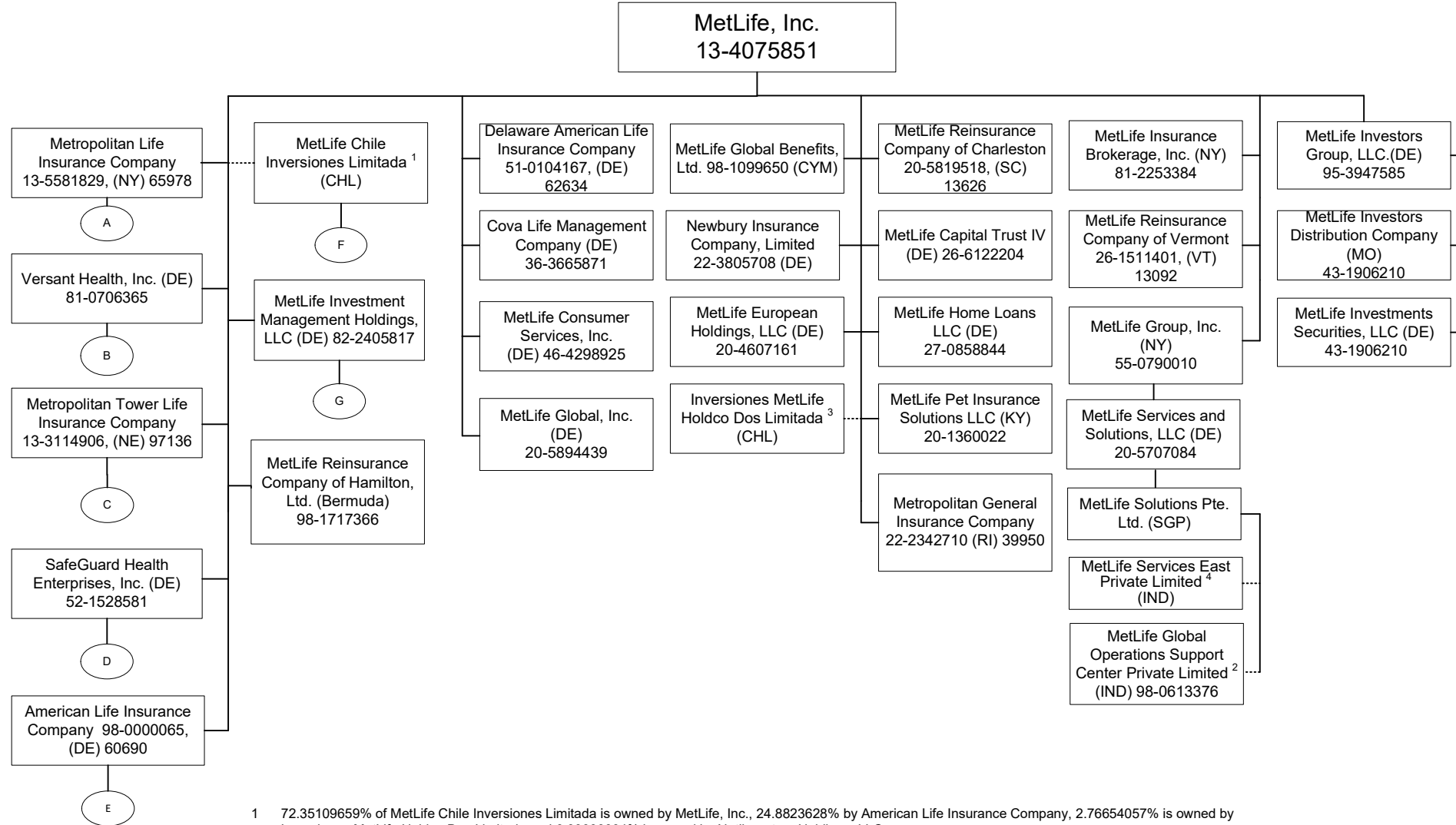
| States, etc. | 1 Active Status (a) | Direct Premiums Written | | Direct Losses Paid (Deducting Salvage) | | Direct Losses Unpaid | | |
|--|------------------------------|------------------------------|----------------------------|--|----------------------------|------------------------------|----------------------------|-----------|
| | | 2 Current Year To Date | 3 Prior Year To Date | 4 Current Year To Date | 5 Prior Year To Date | 6 Current Year To Date | 7 Prior Year To Date | |
| 1. Alabama | AL | L | 1,640,625 | 393,719 | 242,701 | 59,788 | 112,168 | 28,455 |
| 2. Alaska | AK | L | 122,911 | 22,726 | 52,341 | 3,133 | 11,054 | 816 |
| 3. Arizona | AZ | L | 9,078,894 | 1,166,572 | 2,575,299 | 239,899 | 990,131 | 75,902 |
| 4. Arkansas | AR | L | 617,090 | 166,595 | 98,410 | 23,496 | 36,012 | 7,878 |
| 5. California | CA | L | 13,725,774 | 5,707,818 | 9,541,691 | 695,362 | 1,754,337 | 181,077 |
| 6. Colorado | CO | L | 2,669,926 | 1,418,279 | 1,619,576 | 1,551,015 | 436,889 | 457,371 |
| 7. Connecticut | CT | L | 1,255,623 | 724,456 | 1,042,287 | 311,222 | 285,195 | 131,578 |
| 8. Delaware | DE | L | 269,891 | 140,421 | 136,681 | 38,233 | 32,710 | 12,779 |
| 9. District of Columbia | DC | L | 320,013 | 200,097 | 300,387 | 62,374 | 67,949 | 17,330 |
| 10. Florida | FL | L | 4,503,040 | (8,901) | 1,688,352 | 700,347 | 786,729 | 1,232,431 |
| 11. Georgia | GA | L | 10,264,550 | 865,456 | 1,955,161 | 394,776 | 963,743 | 127,513 |
| 12. Hawaii | HI | L | (19) | | 86 | | 88 | |
| 13. Idaho | ID | L | 175,695 | 68,373 | 79,807 | 465 | 11,500 | 641 |
| 14. Illinois | IL | L | 5,586,617 | 1,287,565 | 2,088,091 | 543,679 | 663,819 | 178,761 |
| 15. Indiana | IN | L | 3,755,275 | 350,996 | 510,587 | 100,794 | 245,697 | 33,256 |
| 16. Iowa | IA | L | 232,411 | 84,079 | 121,520 | 33,669 | 27,327 | 9,540 |
| 17. Kansas | KS | L | 1,353,471 | 201,131 | 196,707 | 9,471 | 112,400 | 2,813 |
| 18. Kentucky | KY | L | 676,371 | 474,142 | 394,313 | 170,162 | 111,661 | 79,798 |
| 19. Louisiana | LA | L | 932,249 | 410,139 | 197,801 | 54,942 | 60,275 | 29,161 |
| 20. Maine | ME | L | 680,345 | 257,646 | 294,684 | 76,760 | 75,084 | 29,702 |
| 21. Maryland | MD | L | 1,710,366 | 814,361 | 1,180,152 | 393,911 | 307,176 | 130,366 |
| 22. Massachusetts | MA | L | 8,677,935 | 256,942 | 2,403,595 | 2,886 | 765,157 | 753 |
| 23. Michigan | MI | L | 11,295,519 | 573,827 | 2,036,182 | 226,442 | 1,281,466 | 453,621 |
| 24. Minnesota | MN | L | 3,919,266 | 2,813,141 | 1,048,984 | 141,414 | 316,546 | 130,174 |
| 25. Mississippi | MS | L | 762,596 | 176,409 | 65,448 | 12,502 | 37,316 | 4,663 |
| 26. Missouri | MO | L | 818,696 | 512,358 | 511,822 | 88,265 | 214,679 | 107,689 |
| 27. Montana | MT | L | 179,159 | 32,866 | 50,187 | 12,645 | 13,910 | 3,237 |
| 28. Nebraska | NE | L | 879,998 | 204,724 | 104,740 | 35,555 | 44,209 | 16,125 |
| 29. Nevada | NV | L | 1,616,104 | | 122,742 | | 92,515 | |
| 30. New Hampshire | NH | L | 548,705 | 339,151 | 893,085 | 2,535,740 | 3,626,615 | 3,814,279 |
| 31. New Jersey | NJ | L | 6,799,450 | 68 | 1,796,447 | 300 | 540,596 | 518 |
| 32. New Mexico | NM | L | 119,092 | 2,487 | 68,327 | | 9,982 | |
| 33. New York | NY | L | 13,929,649 | 581 | 3,680,151 | 2,471 | 1,418,095 | 9,018 |
| 34. North Carolina | NC | L | 1,791,127 | 697,366 | 1,093,505 | 186,829 | 213,634 | 52,600 |
| 35. North Dakota | ND | L | 148,134 | 59,998 | 26,525 | 5,167 | 7,877 | 3,558 |
| 36. Ohio | OH | L | 1,634,514 | 805,301 | 1,378,353 | 344,138 | 308,744 | 109,099 |
| 37. Oklahoma | OK | L | 255,272 | 131,793 | 132,447 | 29,734 | 29,425 | 9,911 |
| 38. Oregon | OR | L | 2,867,009 | 1,186,593 | 788,044 | 97,913 | 256,338 | 44,362 |
| 39. Pennsylvania | PA | L | 2,771,317 | 1,080,045 | 1,948,592 | 452,678 | 428,147 | 150,441 |
| 40. Rhode Island | RI | L | 36,545,067 | 7,926,631 | 4,383,853 | 626,388 | 3,322,052 | 868,643 |
| 41. South Carolina | SC | L | 617,461 | 294,145 | 409,479 | 89,979 | 88,902 | 28,212 |
| 42. South Dakota | SD | L | 24,715 | 10,230 | 68,627 | 88,703 | 22,823 | 114,737 |
| 43. Tennessee | TN | L | 2,785,643 | 337,161 | 574,897 | 139,982 | 227,499 | 45,159 |
| 44. Texas | TX | L | 4,064,423 | 1,942,825 | 2,537,948 | 805,080 | 602,096 | 297,086 |
| 45. Utah | UT | L | 1,651,146 | 260,244 | 408,048 | 33,130 | 209,780 | 11,344 |
| 46. Vermont | VT | L | 115,374 | 62,366 | 80,689 | 10,578 | 17,434 | 4,759 |
| 47. Virginia | VA | L | 5,621,197 | 1,106,534 | 1,943,683 | 284,569 | 613,877 | 80,597 |
| 48. Washington | WA | L | 1,717,619 | 308,448 | 1,021,418 | 4,981 | 162,185 | 4,504 |
| 49. West Virginia | WV | L | 125,020 | 64,261 | 69,064 | 10,530 | 13,069 | 3,609 |
| 50. Wisconsin | WI | L | 2,933,290 | 891,146 | 701,280 | 148,205 | 293,552 | 63,848 |
| 51. Wyoming | WY | L | 44,188 | 16,986 | 13,042 | 2,487 | 2,678 | 875 |
| 52. American Samoa | AS | N | | | | | | |
| 53. Guam | GU | N | | | | | | |
| 54. Puerto Rico | PR | N | | | | | | |
| 55. U.S. Virgin Islands | VI | N | | | | | | |
| 56. Northern Mariana Islands | MP | N | | | | | | |
| 57. Canada | CAN | N | | | | | | |
| 58. Aggregate Other Alien | OT | XXX | | | | | | |
| 59. Totals | XXX | | 174,829,803 | 36,840,297 | 54,677,838 | 11,882,789 | 22,273,142 | 9,200,589 |
| DETAILS OF WRITE-INS | | | | | | | | |
| 58001. | XXX | | | | | | | |
| 58002. | XXX | | | | | | | |
| 58003. | XXX | | | | | | | |
| 58998. Summary of remaining write-ins for Line 58 from overflow page | XXX | | | | | | | |
| 58999. Totals (Lines 58001 through 58003 plus 58998)(Line 58 above) | XXX | | | | | | | |

(a) Active Status Counts:

- 1. L - Licensed or Chartered - Licensed insurance carrier or domiciled RRG..... 51
- 2. R - Registered - Non-domiciled RRGs.....
- 3. E - Eligible - Reporting entities eligible or approved to write surplus lines in the state (other than their state of domicile - see DSLI).....
- 4. Q - Qualified - Qualified or accredited reinsurer.....
- 5. D - Domestic Surplus Lines Insurer (DSLII) - Reporting entities authorized to write surplus lines in the state of domicile.....
- 6. N - None of the above - Not allowed to write business in the state..... 6

SCHEDULE Y - INFORMATION CONCERNING ACTIVITIES OF INSURER MEMBERS OF A HOLDING COMPANY GROUP

PART 1 - ORGANIZATIONAL CHART

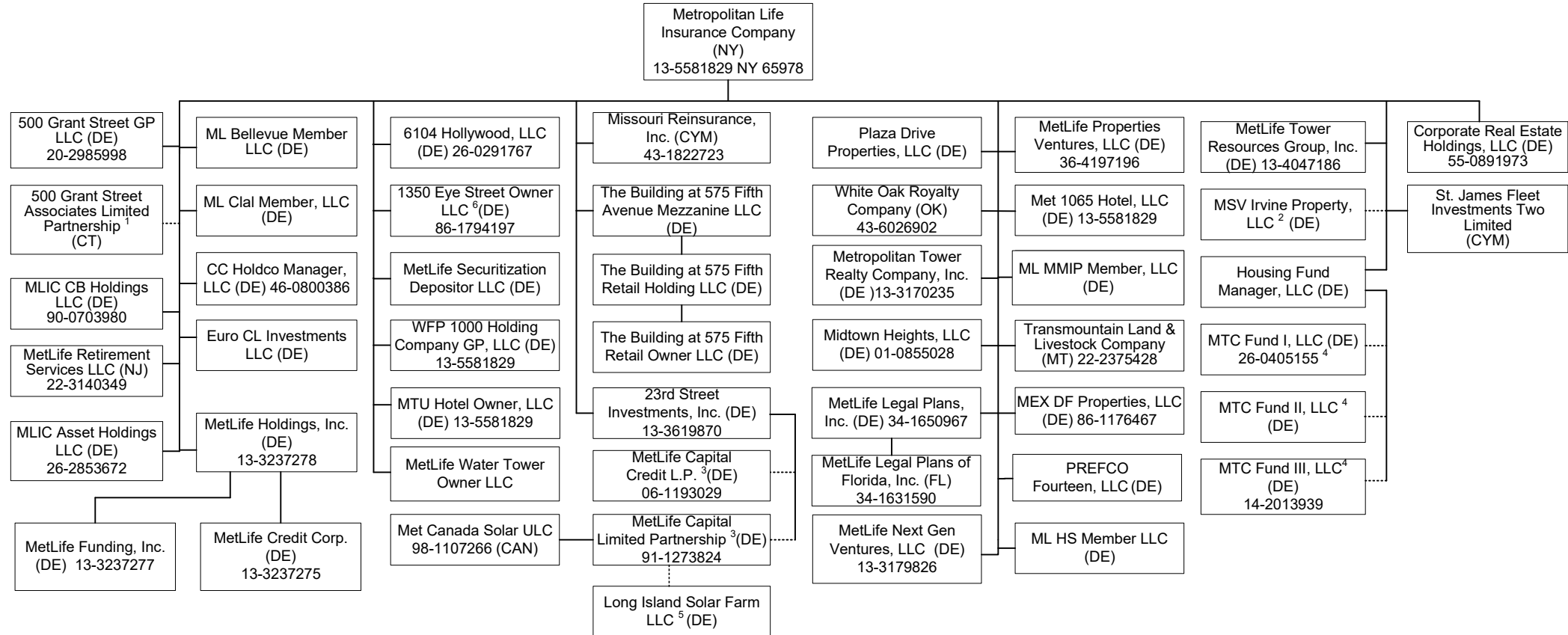


1 72.35109659% of MetLife Chile Inversiones Limitada is owned by MetLife, Inc., 24.8823628% by American Life Insurance Company, 2.76654057% is owned by Inversiones MetLife Holdco Dos Limitada and 0.00000004% is owned by Natiloportem Holdings, LLC.
 2 99.99999% of MetLife Global Operations Support Center Private Limited is owned by MetLife Solutions Pte. Ltd. and 0.00001% is owned by Natiloportem Holdings, LLC.
 3 99.99946% of Inversiones MetLife Holdco Dos Limitada is owned by MetLife, Inc., 0.000535% is owned by MetLife International Holdings, LLC. and 0.0000054% is owned by Natiloportem Holdings, LLC.
 4 99.99% of MetLife Services East Private Limited is owned by MetLife Solutions Pte. Ltd. and .01% is owned by Natiloportem Holdings, LLC.

SCHEDULE Y - INFORMATION CONCERNING ACTIVITIES OF INSURER MEMBERS OF A HOLDING COMPANY GROUP

PART 1 - ORGANIZATIONAL CHART

A

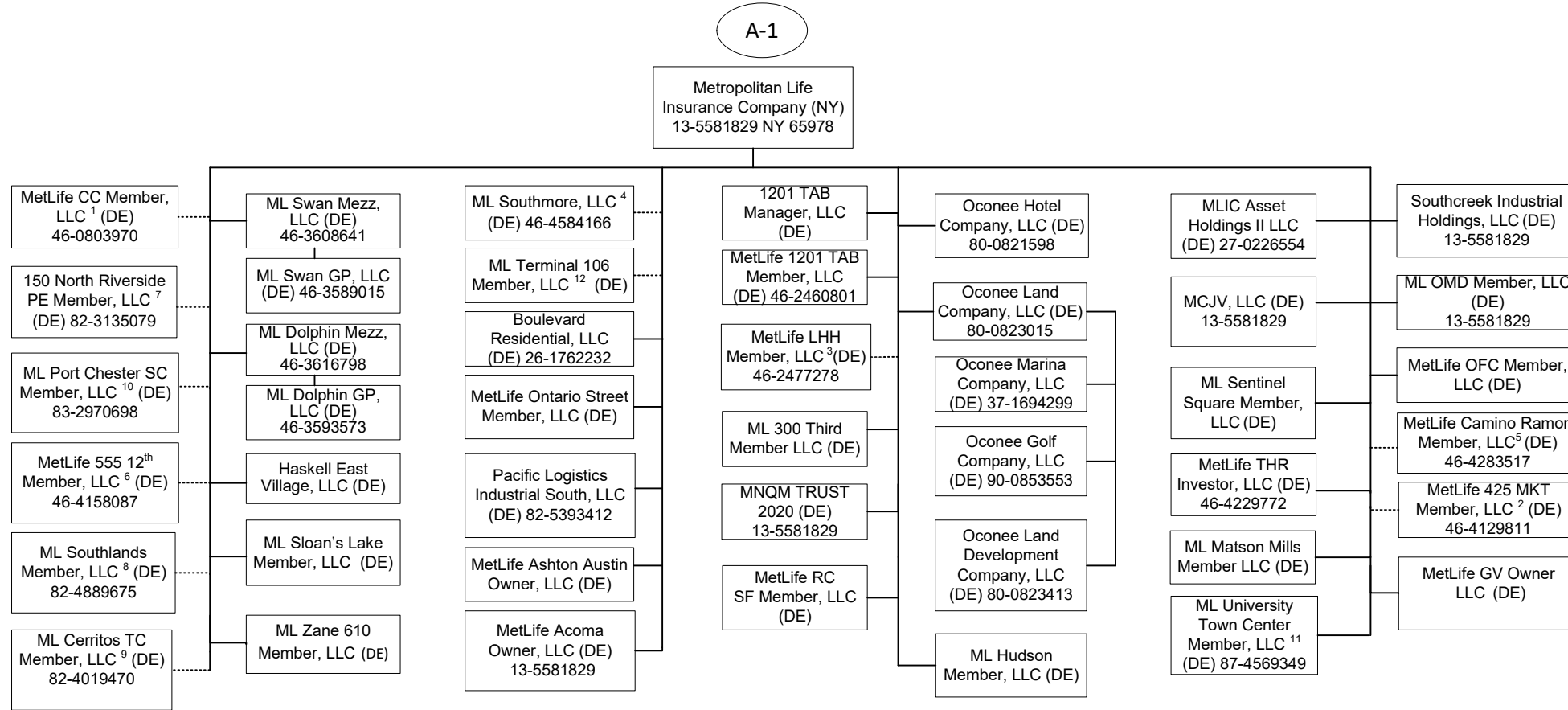


1 99% of 500 Grant Street Associates Limited Partnership is held by Metropolitan Life Insurance Company and 1% by 500 Grant Street GP LLC.
 2 96% of MSV Irvine Property, LLC is owned by Metropolitan Life Insurance Company and 4% is owned by Metropolitan Tower Realty Company, Inc.
 3 1% General Partnership interest is held by 23rd Street Investment, Inc. and 99% Limited Partnership interest is held by Metropolitan Life Insurance Company.

4 Housing Fund Manager, LLC is the managing member and owns .01% and the remaining interests are held by a third party member.
 5 90.39% membership interest is held by LISF Solar Trust in which MetLife Capital Limited Partnership has a 100% beneficial interest and the remaining 9.61% is owned by a third party.
 6 95.616439% of 1350 Eye Street Owner LLC is owned by Metropolitan Life insurance Company and 4.383561% is owned by Metropolitan Tower Life Insurance Company.

SCHEDULE Y - INFORMATION CONCERNING ACTIVITIES OF INSURER MEMBERS OF A HOLDING COMPANY GROUP

PART 1 - ORGANIZATIONAL CHART



11.2

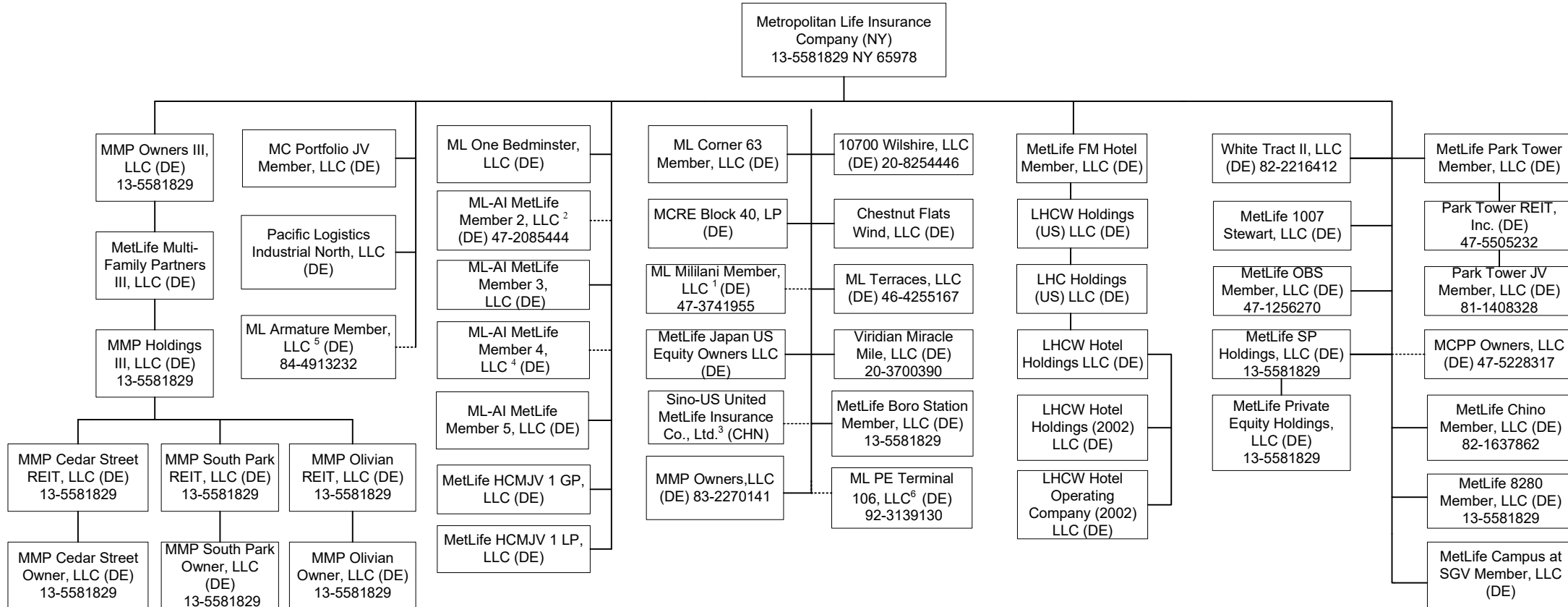
1 95.122% of MetLife CC Member, LLC is held by Metropolitan Life Insurance Company and 4.878% by Metropolitan Tower Life Insurance Company.
 2 66.91% of MetLife 425 MKT Member, LLC is owned by Metropolitan Life Insurance Company and 33.09% is owned by MREF 425 MKT, LLC.
 3 99% of MetLife LHH Member, LLC is owned by Metropolitan Life Insurance Company and 1% by Metropolitan Tower Life Insurance Company.
 4 99% of ML Southmore, LLC is owned by Metropolitan Life Insurance Company and 1% by Metropolitan Tower Life Insurance Company.
 5 99% of MetLife Camino Ramon Member, LLC is owned by Metropolitan Life Insurance Company and 1% by Metropolitan Tower Life Insurance Company.
 6 89.84% of MetLife 555 12th Member, LLC is owned by Metropolitan Life Insurance Company and 10.16% is owned by Metropolitan Tower Life Insurance Company.
 7 81.45% of 150 North Riverside PE Member, LLC is owned by Metropolitan Life Insurance Company, 18.55% is owned by Metropolitan Tower Life Insurance Company.

8 60% of ML Southlands Member, LLC is owned by Metropolitan Life Insurance Company and 40% is owned by Metropolitan Tower Life Insurance Company.
 9 60% of ML Cerritos TC Member, LLC is owned by Metropolitan Life Insurance Company and 40% is owned by Metropolitan Tower Life Insurance Company.
 10 60% of ML Port Chester SC Member, LLC is owned by Metropolitan Life Insurance Company and 40% is owned by Metropolitan Tower Life Insurance Company.
 11 87% of ML University Town Center Member, LLC is owned by Metropolitan Life Insurance Company and 13% is owned by Metropolitan Tower Life Insurance Company.
 12 87.45% of ML Terminal 106 Member, LLC is held by Metropolitan Life Insurance Company and 12.55% by Metropolitan Tower Life Insurance Company.

SCHEDULE Y - INFORMATION CONCERNING ACTIVITIES OF INSURER MEMBERS OF A HOLDING COMPANY GROUP

PART 1 - ORGANIZATIONAL CHART

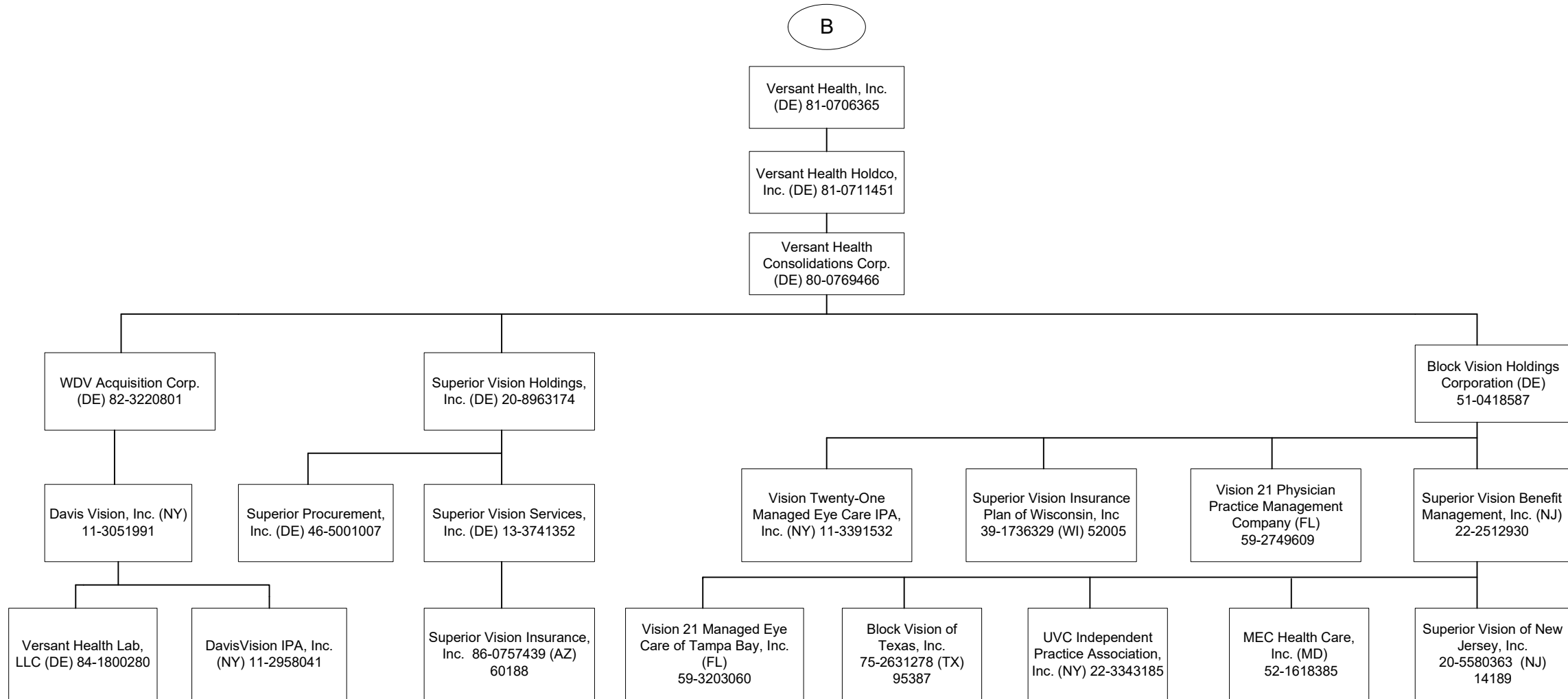
A-2



- 1 95% of ML Mililani Member, LLC is owned by Metropolitan Life Insurance Company and 5% is owned by Metropolitan Tower Life Insurance Company.
- 2 98.97% of ML-AI MetLife Member 2, LLC is owned by Metropolitan Life Insurance Company and 1.03% by Metropolitan Tower Life Insurance Company.
- 3 50% of Sino-US United MetLife Insurance Co. Ltd. is owned by Metropolitan Life Insurance Company and 50% is owned by a third party.
- 4 60% of ML-AI Member 4, LLC is owned by Metropolitan Life Insurance Company and 40% is owned by Metropolitan Tower Life Insurance Company.
- 5 87.34% of ML Armature Member, LLC is owned by Metropolitan Life Insurance Company and 12.66% is owned by Metropolitan Tower Life Insurance Company.
- 6 87.45% of ML PE Terminal 106, LLC is owned by Metropolitan Life Insurance Company and 12.55% is owned by Metropolitan Tower Life Insurance Company.

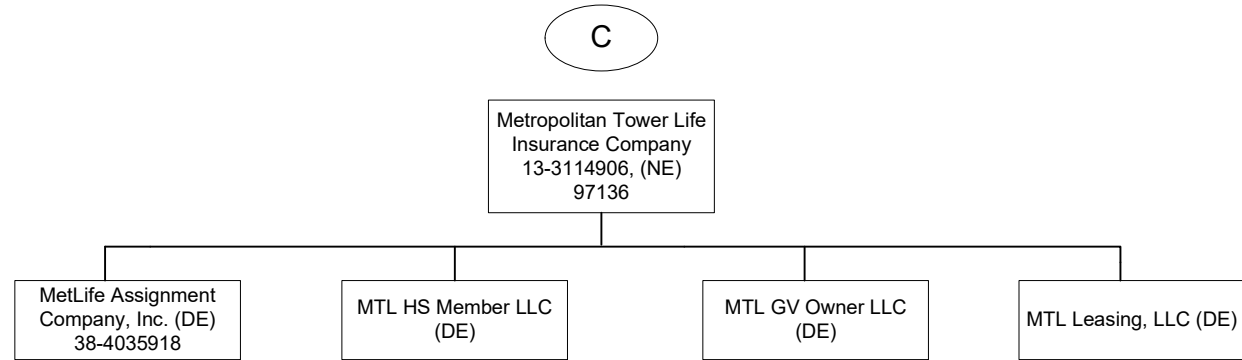
SCHEDULE Y - INFORMATION CONCERNING ACTIVITIES OF INSURER MEMBERS OF A HOLDING COMPANY GROUP

PART 1 - ORGANIZATIONAL CHART



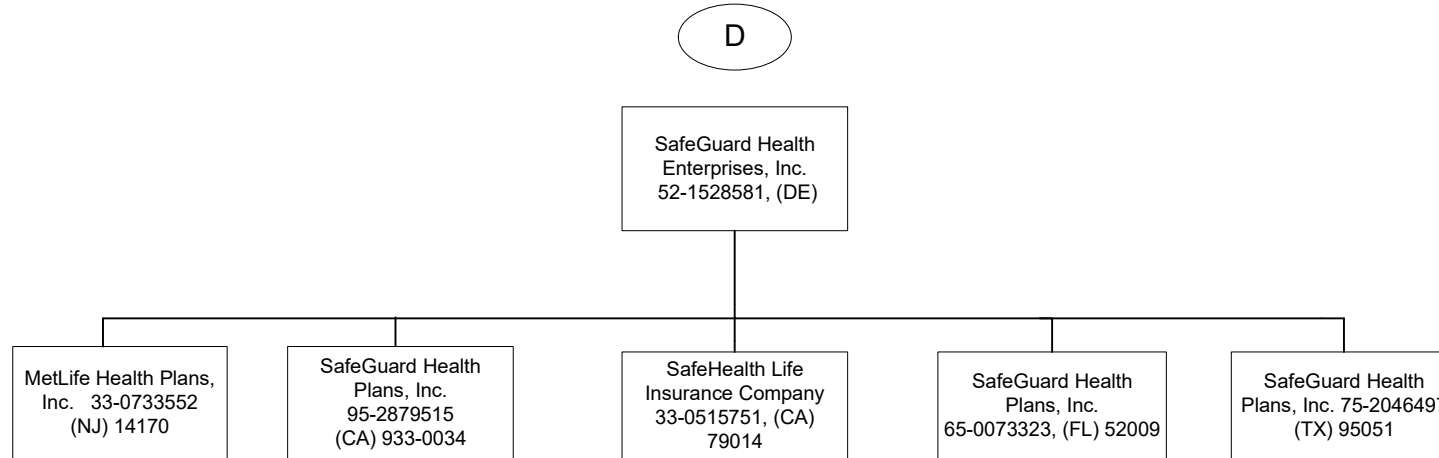
SCHEDULE Y - INFORMATION CONCERNING ACTIVITIES OF INSURER MEMBERS OF A HOLDING COMPANY GROUP

PART 1 - ORGANIZATIONAL CHART



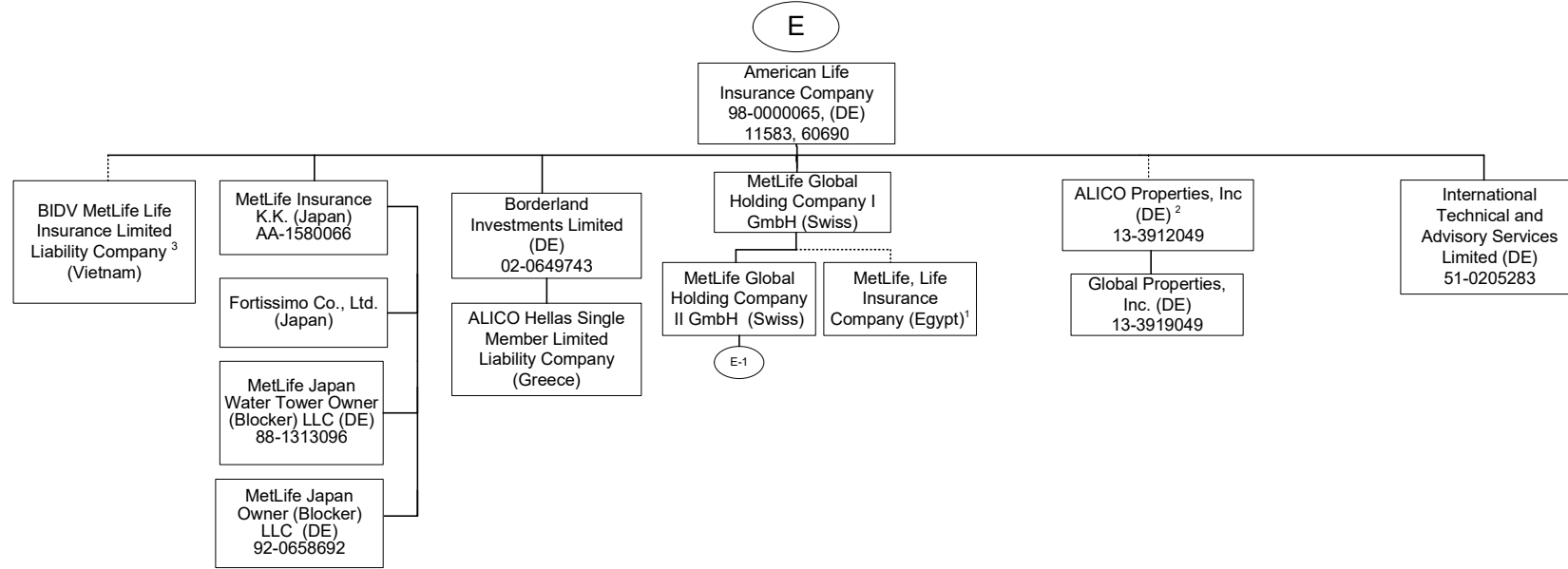
SCHEDULE Y - INFORMATION CONCERNING ACTIVITIES OF INSURER MEMBERS OF A HOLDING COMPANY GROUP

PART 1 - ORGANIZATIONAL CHART



SCHEDULE Y - INFORMATION CONCERNING ACTIVITIES OF INSURER MEMBERS OF A HOLDING COMPANY GROUP

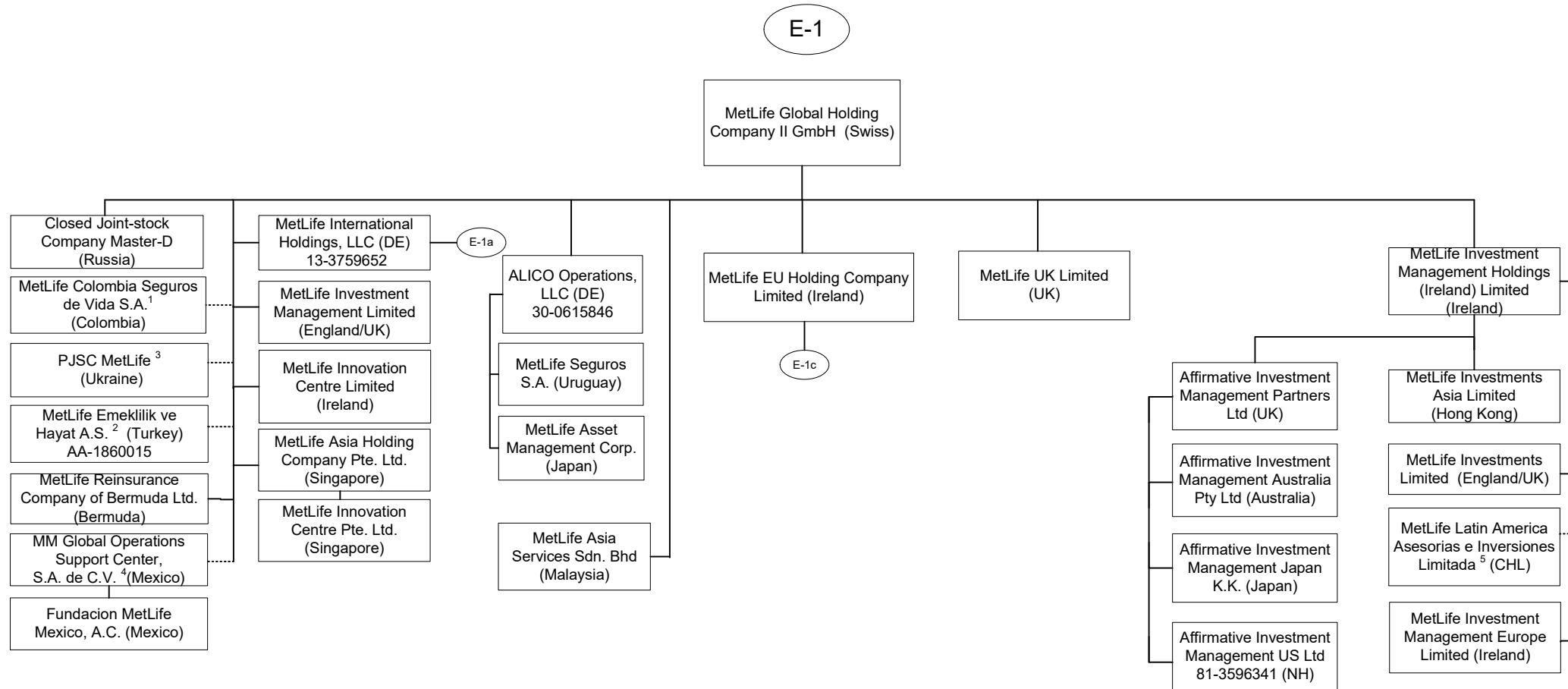
PART 1 - ORGANIZATIONAL CHART



1 84.125% of MetLife, Life Insurance Company (Egypt) is owned by MetLife Global Holding Company I GmbH and the remaining interest by third parties.
 2 51% of ALICO Properties, Inc. is owned by American Life Insurance Company and the remaining interest by third parties.
 3 60.61% of BIDV MetLife Life Insurance Limited Liability Company is held by American Life Insurance Company and the remainder by third parties.

SCHEDULE Y - INFORMATION CONCERNING ACTIVITIES OF INSURER MEMBERS OF A HOLDING COMPANY GROUP

PART 1 - ORGANIZATIONAL CHART



1 89.9999657134583% of MetLife Colombia Seguros de Vida S.A. is owned by MetLife Global Holding Company II GmbH, 10.0000315938813% is owned by MetLife Global Holding Company I GmbH, International Technical and Advisory Services Limited, Borderland Investments Limited and Natlioportem Holdings, LLC each own 0.000000897553447019009%.

2 99.98% of MetLife Emeklilik ve Hayat A.S. is owned by MetLife Global Holding Company II GmbH (Swiss) and the remaining by third parties.

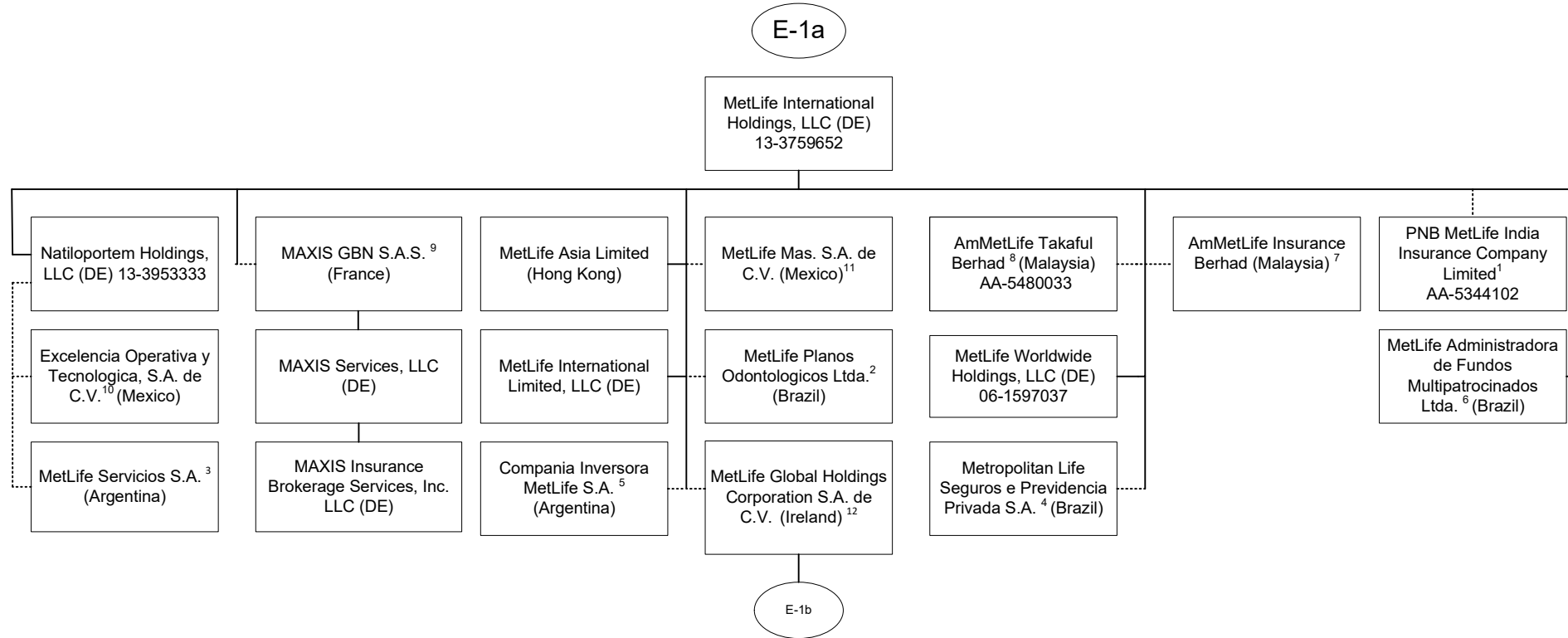
3 99.9988% of PJSC MetLife is owned by MetLife Global Holding Company II GmbH, .0006% is owned by International Technical and Advisory Services Limited and the remaining .0006% is owned by Borderland Investments Limited

4 99.999509% of MM Global Operations Support Center S.A. de C.V. (Mexico) is held by MetLife Global Holding Company II GmbH (Swiss) and 0.000491% is held by MetLife Global Holding Company I GmbH (Swiss).

5 99.99% of MetLife Latin American Asesorias e Inversiones Limitada is owned by MetLife Investment Management Holdings (Ireland) Limited and .01% is owned by MetLife Global Holding Company II GmbH (Swiss).

SCHEDULE Y - INFORMATION CONCERNING ACTIVITIES OF INSURER MEMBERS OF A HOLDING COMPANY GROUP

PART 1 - ORGANIZATIONAL CHART



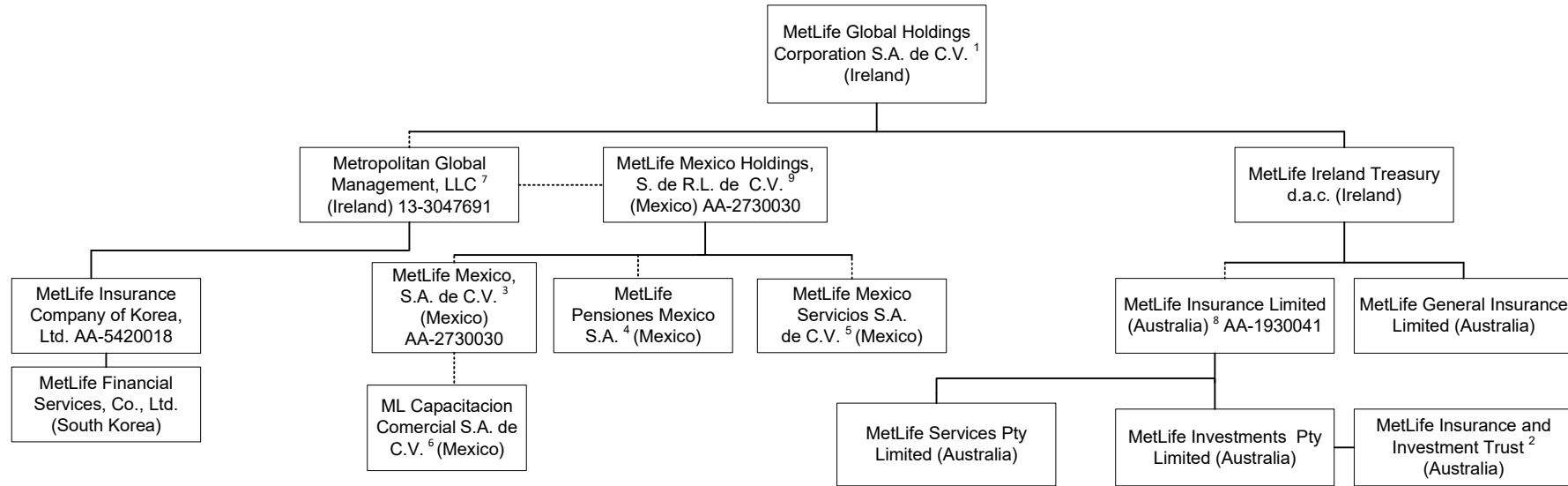
1 46.87% of PNB MetLife India Insurance Company Limited is owned by MetLife International Holdings, LLC and the remainder is owned by third parties.
 2 99.999% of MetLife Planos Odontologicos Ltda. is owned by MetLife International Holdings, LLC and .001% is owned by Natiloportem Holdings, LLC.
 3 19.12% of the shares of MetLife Servicios S.A. are held by Compania Inversora MetLife S.A. and 80.88% are held by Natiloportem Holdings, LLC.
 4 66.662% is owned by MetLife International Holdings, LLC, 33.337% is owned by MetLife Worldwide Holdings, LLC and 0.001% is owned by Natiloportem Holdings, LLC.
 5 95.46% is owned by MetLife International Holdings, LLC and 4.54% is owned by Natiloportem Holdings, LLC.

6 99.99998% of MetLife Administradora de Fondos Multipatrocinos Ltda. is owned by MetLife International Holdings, LLC and .00002% by Natiloportem Holdings, LLC.
 7 50.000002% of AmMetLife Insurance Berhad is owned by MetLife International Holdings, LLC and the remainder by a third party.
 8 49.9999997% of AmMetLifeTakaful Berhad is owned by MetLife International Holdings, LLC and the remainder by a third party.
 9 50% of MAXIS GBN S.A.S. is held by MetLife International Holdings, LLC and the remainder by third parties.
 10 99.9% of Excelencia Operativa y Tecnologica, S.A. de C.V. is held by Natiloportem Holdings, LLC and .1% by MetLife Mexico Servicios S.A. de C.V.
 11 99.99964399% MetLife Mas, SA de C.V. is owned by MetLife International Holdings, LLC and .00035601% is owned by International Technical and Advisory Services Limited.
 12 98.9% is owned by MetLife International Holdings, LLC and 1.1% is owned by MetLife International Limited, LLC.

SCHEDULE Y - INFORMATION CONCERNING ACTIVITIES OF INSURER MEMBERS OF A HOLDING COMPANY GROUP

PART 1 - ORGANIZATIONAL CHART

E-1b



1 98.9% is owned by MetLife International Holdings, LLC and 1.1% is owned by MetLife International Limited, LLC.

2 MetLife Insurance and Investment Trust is a trust vehicle, the trustee of which is MetLife Investments PTY Limited ("MIPL"). MIPL is a wholly owned subsidiary of MetLife Insurance PTY Limited.

3 99.050271% is owned by MetLife Mexico Holdings, S. de R.L. de C.V. and .949729% is owned by MetLife International Holdings, LLC.

4 97.5125% is owned by MetLife Mexico Holdings, S. de R.L. de C.V. and 2.4875% is owned by MetLife International Holdings, LLC.

5 98% is owned by MetLife Mexico Holdings, S. de R.L. de C.V. and 2% is owned by MetLife International Holdings, LLC.

6 99% is owned by MetLife Mexico, S.A. de C.V. and 1% is owned by MetLife Mexico Servicios, S.A. de C.V.

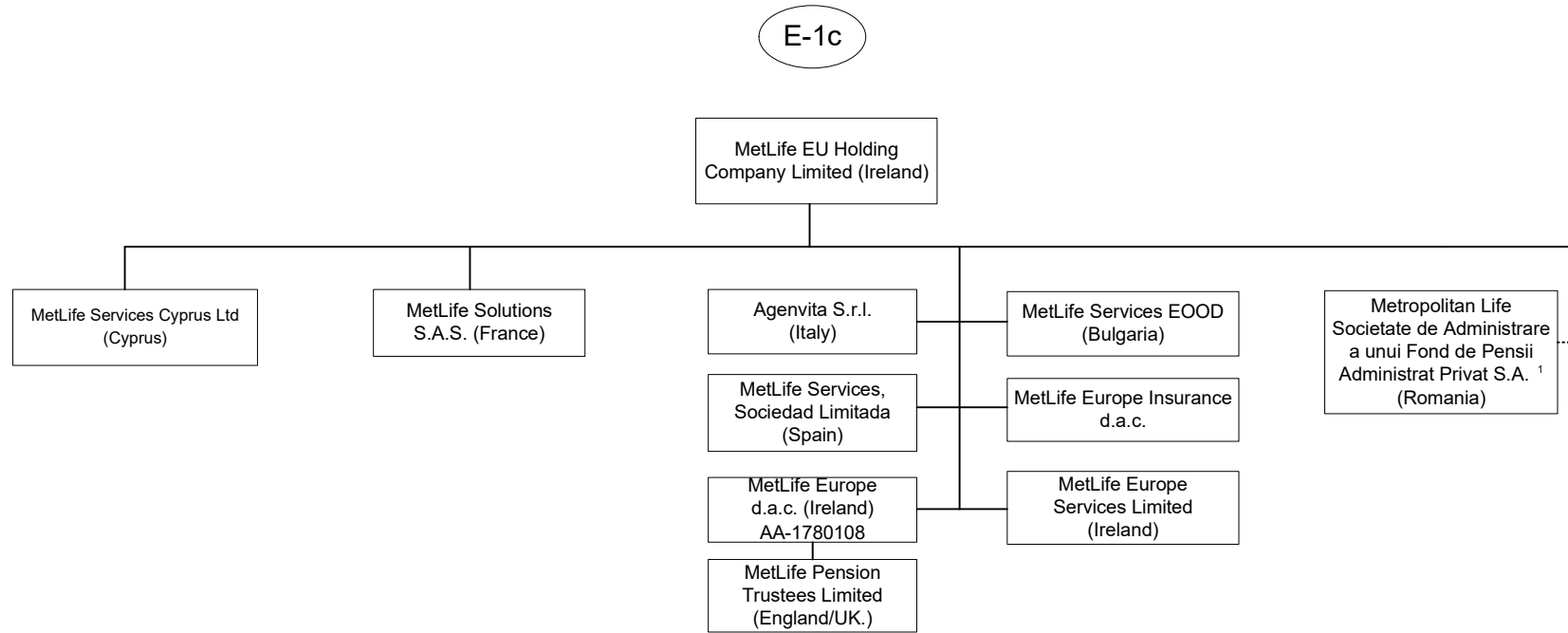
7 99.7% is owned by MetLife Global Holdings Corporation S.A. de C.V. and 0.3% is owned by MetLife International Holdings, LLC.

8 91.16468% of MetLife Insurance Limited (Australia) is owned by MetLife Ireland Treasury d.a.c. and 8.83532% by MetLife Global Holdings Corp. S.A. de C.V..

9 99.99995% is owned by Metropolitan Global Management, LLC and .00005% is owned by MetLife International Holdings, LLC.

SCHEDULE Y - INFORMATION CONCERNING ACTIVITIES OF INSURER MEMBERS OF A HOLDING COMPANY GROUP

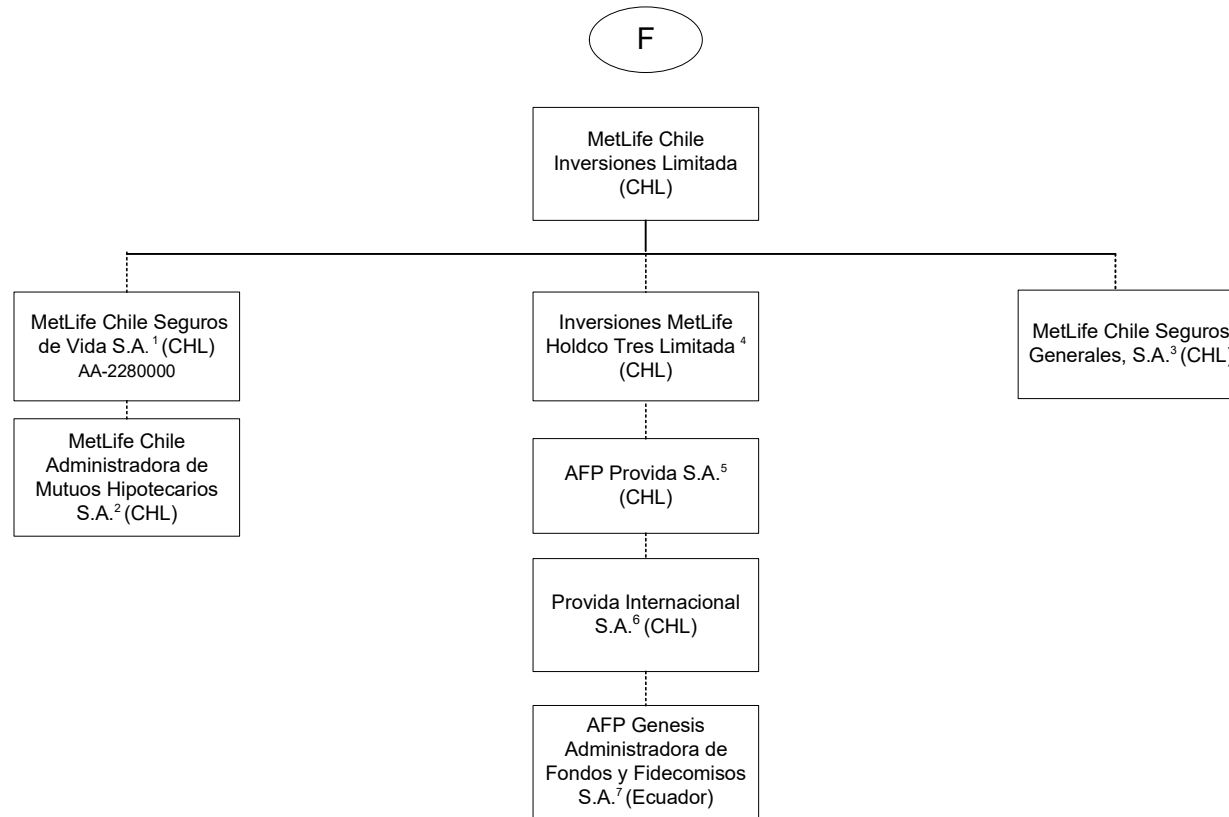
PART 1 - ORGANIZATIONAL CHART



1 99.9903% of Metropolitan Life Societate de Administrare a unui Fond de Pensii Administrat Privat S.A. is owned by MetLife EU Holding Company Limited and 0.0097% by MetLife Services Sp z.o.o.

SCHEDULE Y - INFORMATION CONCERNING ACTIVITIES OF INSURER MEMBERS OF A HOLDING COMPANY GROUP

PART 1 - ORGANIZATIONAL CHART

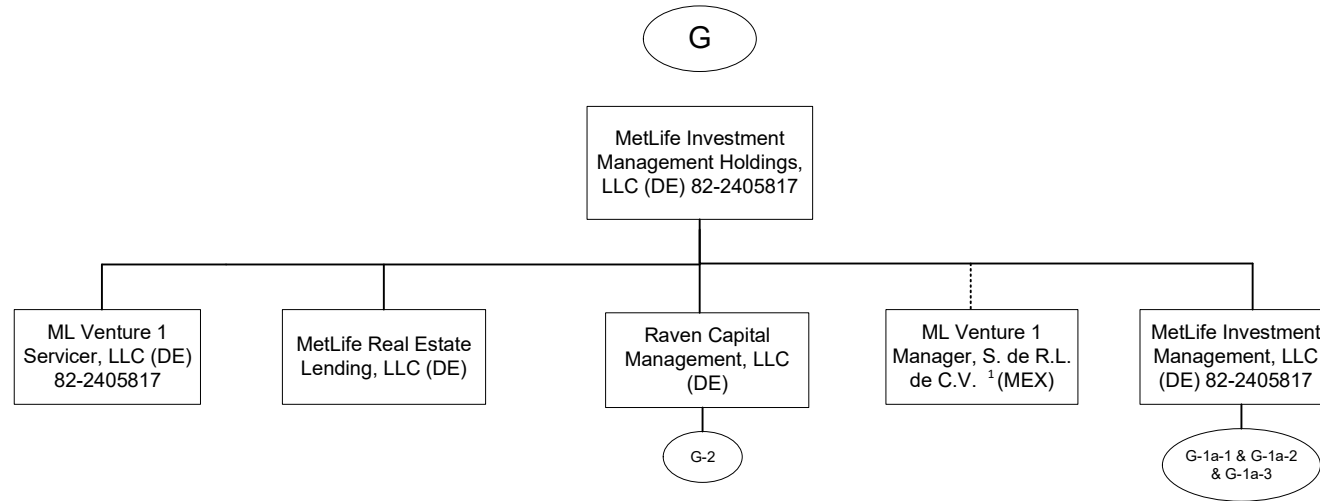


1 99.997% is held by MetLife Chile Inversiones Limitada and .003% by International Technical and Advisory Services Limited.
 2 99.9% is held by MetLife Chile Seguros de Vida S.A. and 0.1% by MetLife Chile Inversiones Limitada.
 3 99.99% of MetLife Chile Seguros Generales, S.A. is owned by MetLife Chile Inversiones Limitada and 0.01% by Inversiones MetLife Holdco Dos Limitada.
 4 97.13% of Inversiones MetLife Holdco Tres Limitada is owned by MetLife Chile Inversiones Limitada and 2.87% is owned by Inversiones MetLife Holdco Dos Limitada.

5 42.3815% of AFP Provida S.A. is owned by Inversiones MetLife Holdco Dos Limitada, 42.3815% owned by Inversiones MetLife Holdco Tres Limitada and 10.9224% by MetLife Chile Inversiones Limitada and the remainder is owned by the public.
 6 99.99% of Provida Internacional S.A. is owned by AFP Provida S.A. and .01% by MetLife Chile Inversiones Limitada.
 7 99.9% of AFP Genesis Administradora de Fondos y Fidecomisos S.A. is owned by Provida Internacional S.A. and 0.1% by MetLife Chile Inversiones Limitada.

SCHEDULE Y - INFORMATION CONCERNING ACTIVITIES OF INSURER MEMBERS OF A HOLDING COMPANY GROUP

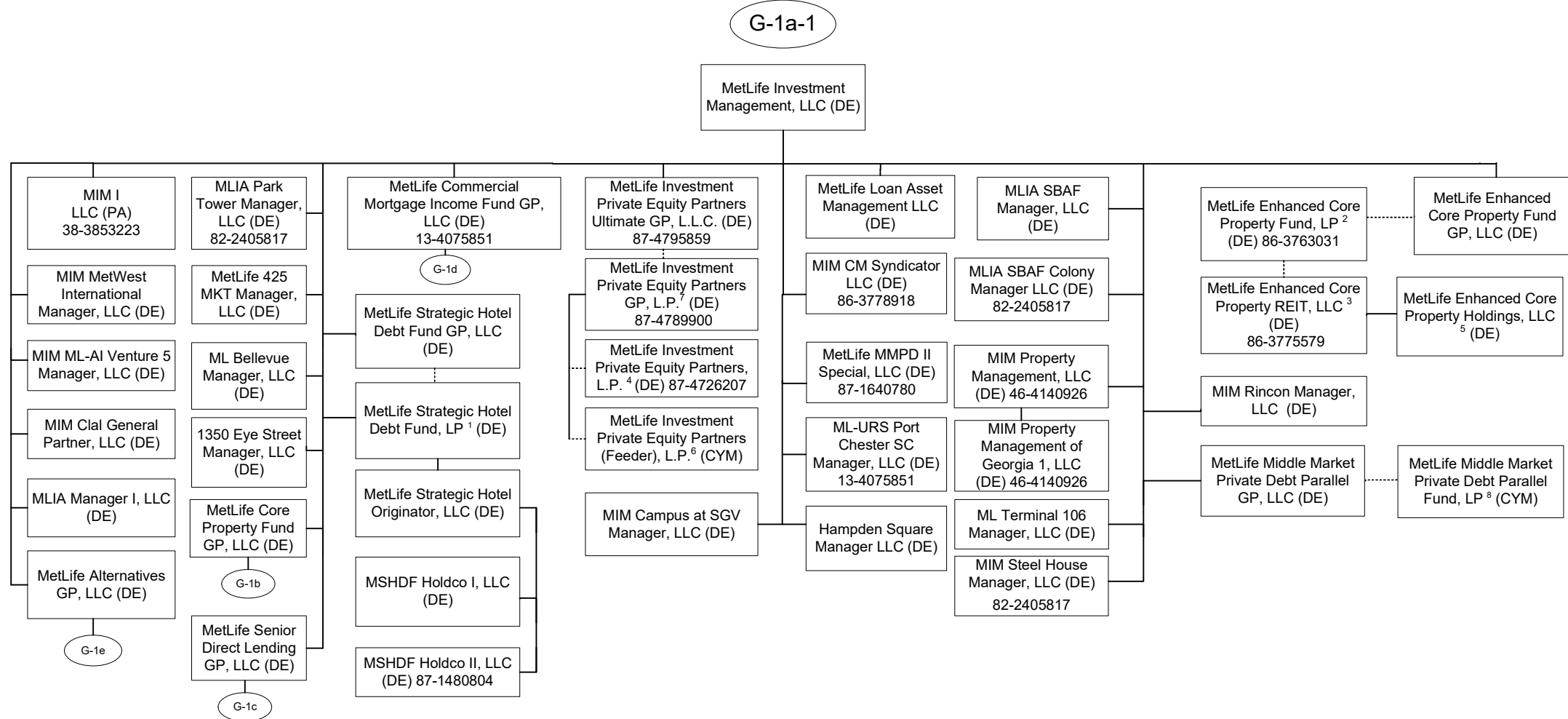
PART 1 - ORGANIZATIONAL CHART



1. 99.9% of ML Venture1 Manager, S. de R.L. de C.V. is owned by MetLife Investment Management Holdings, LLC and 0.1% is owned by MetLife Investment Management Holdings (Ireland) Limited.

SCHEDULE Y - INFORMATION CONCERNING ACTIVITIES OF INSURER MEMBERS OF A HOLDING COMPANY GROUP

PART 1 - ORGANIZATIONAL CHART



11.14

1 MetLife Strategic Hotel Debt Fund GP, LLC is the general partner of MetLife Strategic Hotel Debt Fund, LP (the "Fund"). The following affiliates committed to hold limited partnership interests in the Fund: Metropolitan Life Insurance Company (46.88%) and Metropolitan Tower Life Insurance Company (26.04%). The remainder of Fund commitments are held by third parties.

2 MetLife Enhanced Core Property Fund GP is the general partner of MetLife Enhanced Core Property Fund LP (the "Fund"). The following affiliates hold limited partnership interests in the Fund: 33.3328% is held by Metropolitan Life Insurance Company and 33.3328% is held by Metropolitan Tower Life Insurance Company. The remainder is held by third parties.

3 MetLife Enhanced Core Property Fund, LP is the manager of MetLife Enhanced Core Property REIT, LLC (the "Fund") and holds 99.9% of the membership interests in the Fund. The remainder is held by third parties.

4 MetLife Investment Private Equity Partners GP, L.P. is the general partner of MetLife Investment Private Equity Partners, L.P. (the "Fund"). The GP holds 0.0001% of the interests in the Fund and the remainder is held by third parties.

5 MetLife Enhanced Core Property Holdings, LLC also holds, directly or indirectly, the following limited liability companies (partial and/or indirect ownership indicated in parenthesis): MetLife Enhanced Core TRS, LLC; MEC Patriot Park 5 LLC; MEC Fillmore Cherry Creek, LLC; MEC 7001 Arlington, LLC; MEC Salt Lake City Hotel Owner, LLC; MEC Salt Lake City TRS Lessee, LLC (100%); MEC 83 Happy Valley Member, LLC; MEC Rivard Road Member, LLC; MEC Heritage Creekside Owner, LLC; MEC Burlington Woods Biocenter, LLC; MEC MA Property REIT, LLC; MEC Property Management, LLC; MEC Whiteland Logistics, LLC; MEC The Overlook LLC.

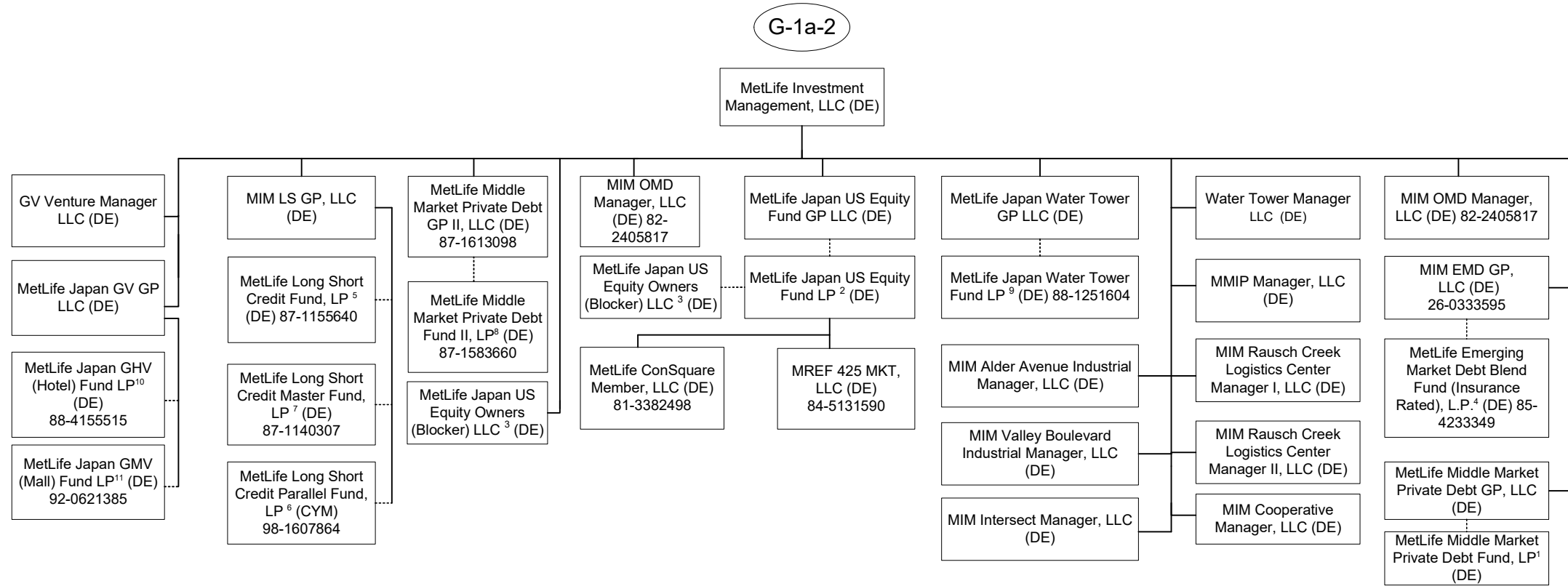
6 MetLife Investment Private Equity Partners GP, L.P. is the general partner of MetLife Investment Private Equity Partners (Feeder), L.P. (the "Fund"). The interests in the Fund are held exclusively by third parties.

7 MetLife Investment Private Equity Partners Ultimate GP, L.L.C. is the general partner of MetLife Investment Private Equity Partners GP, L.P. (the "Fund"). The interests in the Fund are held exclusively by third parties.

8 MetLife Middle Market Private Debt Parallel GP, LLC is the general partner of MetLife Middle Market Private Debt Parallel Fund, LP. The following affiliate holds a limited partnership interest in the Fund: MetLife Insurance K.K. (Japan) (100%).

SCHEDULE Y - INFORMATION CONCERNING ACTIVITIES OF INSURER MEMBERS OF A HOLDING COMPANY GROUP

PART 1 - ORGANIZATIONAL CHART



11.15

1 MetLife Middle Market Private Debt GP, LLC is the general partner of MetLife Middle Market Private Debt Fund, L.P. (the "Fund"). The following affiliates hold limited partnership interests in the Fund: 30.25% is held by MetLife Private Equity Holdings, LLC, 30.25% is held by Metropolitan Life Insurance Company, 3.46% is held by MetLife Middle Market Private Debt GP, LLC. The remainder is held by a third party.

2 MetLife Japan US Equity Fund GP, LLC is general partner of MetLife Japan US Equity Fund LP ("Fund"). The following affiliates hold a limited partnership interest in the Fund LP: 51% is owned by MetLife Japan US Equity Owners LLC and 49% by MetLife Japan US Equity Owners (Blocker) LLC.

3 MetLife Japan US Equity Fund GP, LLC is the manager of MetLife Japan US Equity Owners (Blocker) LLC. MetLife Insurance K.K. (Japan) is the sole member.

4 MIM EMD GP, LLC is the general partner of MetLife Emerging Market Debt Blend Fund (Insurance Rated), L.P. (the "Fund"). Metropolitan Life Insurance Company owns 59.3% of the Fund. The remainder is held by third parties.

5 MIM LS GP, LLC is the general partner of MetLife Long Short Credit Fund, LP (the "Fund"). Metropolitan Life Insurance Company owns 100% of the Fund.

6 MIM LS GP, LLC is the general partner of MetLife Long Short Credit Parallel Fund, LP (the "Fund") and is the sole partner in the Fund.

7 MIM LS GP, LLC is the general partner of MetLife Long Short Credit Master Fund, LP (the "Fund"). MetLife Long Short Credit Fund, LP, is the sole limited partner in the Fund.

8 MetLife Middle Market Private Debt GP II, LLC is the general partner of MetLife Middle Market Private Debt Fund II, LP (the "Fund"). ".16%" of the Fund is held by MetLife employees. The remainder of the Fund is held by third parties.

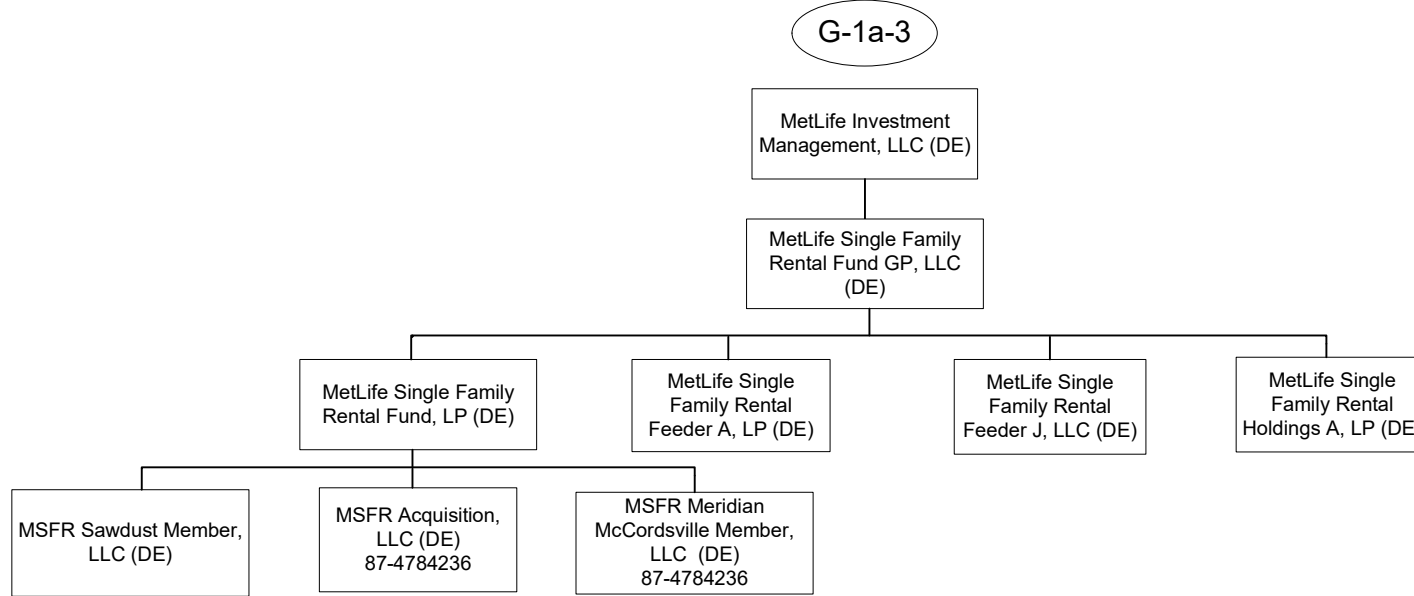
9 MetLife Japan Water Tower GP LLC is the general partner of MetLife Japan Water Tower Fund LP. MetLife Japan Water Tower Fund LP is owned approximately 68.7% by MetLife Water Tower Owner LLC and 31.3% by MetLife Japan Water Tower Owner (Blocker) LLC.

10 MetLife Japan GV GP LLC is the general partner of MetLife Japan GHV (Hotel) Fund LP. MetLife Japan GHV (Hotel) Fund LP is owned (i) 55.865222% by MetLife GV Owner LLC, (ii) 10.027182 % by MTL GV Owner LLC, and (iii) 34.107596% by MetLife Japan Owner (Blocker) LLC.

11 MetLife Japan GV GP LLC is the general partner of MetLife Japan GMV (Mall) Fund LP. MetLife Japan GMV (Mall) Fund LP is owned (i) 55.845714% by MetLife GV Owner LLC, (ii) 10.058134% by MTL GV Owner LLC, and (iii) 34.096152% by MetLife Japan Owner (Blocker) LLC.

SCHEDULE Y - INFORMATION CONCERNING ACTIVITIES OF INSURER MEMBERS OF A HOLDING COMPANY GROUP

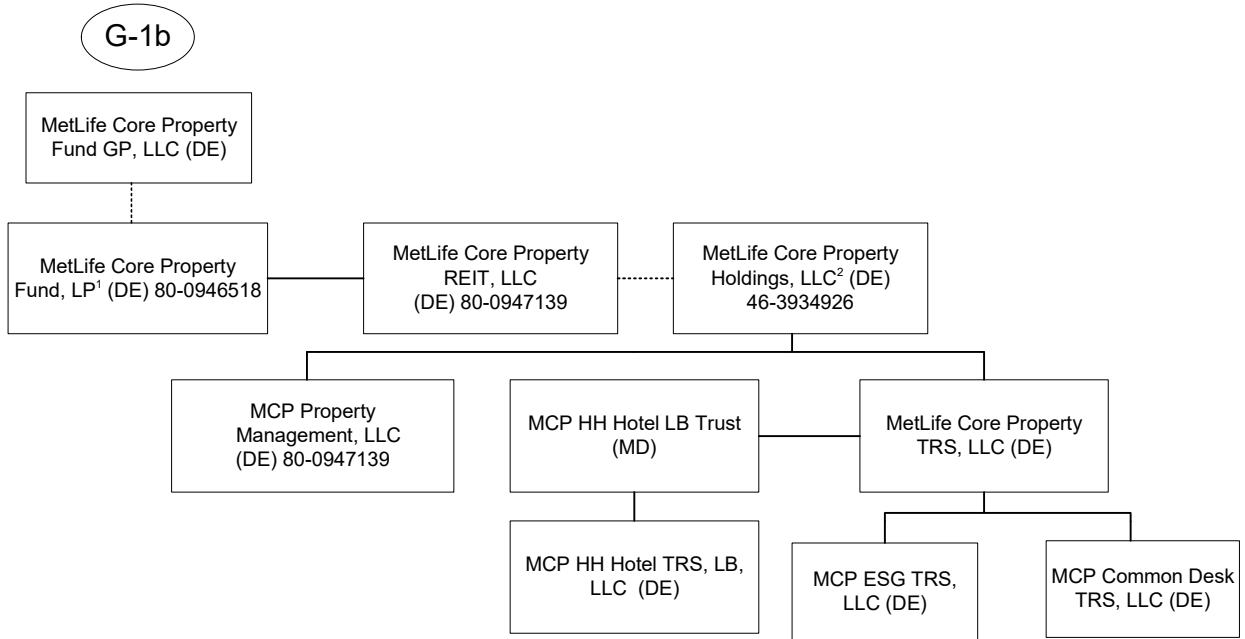
PART 1 - ORGANIZATIONAL CHART



STATEMENT AS OF JUNE 30, 2023 OF THE Metropolitan General Insurance Company

SCHEDULE Y - INFORMATION CONCERNING ACTIVITIES OF INSURER MEMBERS OF A HOLDING COMPANY GROUP

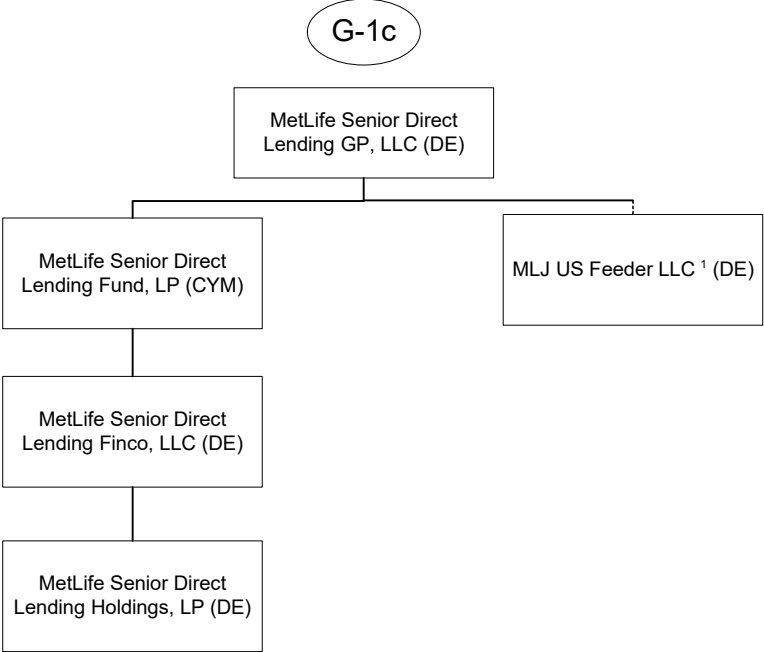
PART 1 - ORGANIZATIONAL CHART



- 1 MetLife Core Property Fund GP, LLC is the general partner of MetLife Core Property Fund, LP (the "Fund"). A substantial majority of the limited partnership interests in the Fund are held by third parties. The following affiliates hold limited partnership interests in the Fund: Metropolitan Life Insurance Company owns 14.40%, Metropolitan Life Insurance Company (on behalf of Separate Account 746) owns 2.09%, MetLife Insurance Company of Korea Limited owns 1.52%, MetLife Insurance KK owns 8.1%, Metropolitan Tower Life Insurance Company owns 0.04% and Metropolitan Tower Life Insurance Company (on behalf of Separate Account 152) owns 3.85%.
- 2 MetLife Core Property Holdings, LLC also holds, directly or indirectly, the following limited liability companies (partial and/or indirect ownership indicated in parenthesis): MCP Alley24 East, LLC; MCP Foxborough, LLC (100%); MCP One Westside, LLC; MCP 7 Riverway, LLC; MCP Acquisition, LLC; MCP SoCal Industrial – Springdale, LLC; MCP SoCal Industrial – Concourse, LLC; MCP SoCal Industrial – Kellwood, LLC; MCP SoCal Industrial – Redondo, LLC; MCP SoCal Industrial – Fullerton, LLC; MCP SoCal Industrial – Loker, LLC; MCP Paragon Point, LLC; MCP The Palms at Doral, LLC; MCP EnV Chicago, LLC; MCP Financing, LLC; MCP 1900 McKinney, LLC; MCP 550 West Washington, LLC; MCP 3040 Post Oak, LLC; MCP Plaza at Legacy, LLC; MCP SoCal Industrial – LAX, LLC; MCP SoCal Industrial - Anaheim, LLC; MCP West Fork, LLC; MCP SoCal Industrial – Bernardo, LLC; MCP Ashton South End, LLC; MCP Lodge At Lakecrest, LLC; MCP Main Street Village, LLC; MCP Trimble Campus, LLC; MCP Stateline, LLC; MCP Broadstone, LLC; MCP Highland Park Lender, LLC; MCP Buford Logistics Center Bldg B, LLC; MCP 22745 & 22755 Relocation Drive, LLC; MCP 9020 Murphy Road, LLC; MCP Northyards Holdco, LLC; MCP Northyards Owner, LLC (100%); MCP Northyards Master Lessee, LLC (100%); MCP VOA Holdings, LLC; MCP VOA I & III, LLC (100%); MCP VOA II, LLC (100%); MCP West Broad Marketplace, LLC; MCP Grapevine, LLC; MCP Union Row, LLC; MCP Fife Enterprise Center, LLC; MCP 2 Ames, LLC; MCP 2 Ames Two, LLC (100%); MCP 2 Ames One, LLC (100%); MCP 2 Ames Owner, LLC (100%); MCP 350 Rohlwing, LLC; MCP - Wellington, LLC; MCP Onyx, LLC; MCP Valley Forge, LLC; MCP Valley Forge Two, LLC (100%); MCP Valley Forge One, LLC (100%); MCP Valley Forge Owner, LLC (100%); MCP MA Property REIT, LLC; MCP - Needham, LLC (100%); 60 11th Street, LLC (100%); MCP-English Village, LLC; MCP 100 Congress Member, LLC; Des Moines Creek Business Park Phase II, LLC; MCP Magnolia Park Member, LLC; MCP Denver Pavilions Member, LLC; MCP Seattle Gateway Industrial I, LLC; MCP Seattle Gateway Industrial II, LLC; MCP Seventh and Osborn Retail Member, LLC; MCP Astor at Osborn, LLC; MCP Burnside Member, LLC; MCP Key West, LLC; MCP Vance Jackson, LLC; MCP Mountain Technology Center Member TRS, LLC; MCP Vineyard Avenue Member, LLC; MCP Shakopee, LLC; MCP 93 Red River Member, LLC; MCP Frisco Office, LLC; MCP Center Avenue Industrial Member, LLC; MCP 220 York, LLC; MCP 1500 Michael, LLC; MCP Sleepy Hollow Member, LLC; MCP Clawiter Innovation Member, LLC; MCP Bradford, LLC; MCP 50-60 Binney, LLC; MCP Hub I, LLC; MCP Hub I Property, LLC (100%); MCP Dillon, LLC; MCP Dillon Residential, LLC; MCP Optimist Park Member, LLC; MCP 38th West Highland, LLC; MCP Longhaven Estates Member, LLC; Mountain Technology Center A, LLC; Mountain Technology Center B, LLC; Mountain Technology Center C, LLC; Mountain Technology Center D, LLC; Mountain Technology Center E, LLC; MCP Frisco Office Two, LLC; MCP Gateway Commerce Center 5, LLC; MCP Allen Creek Member, LLC; Center Avenue Industrial, LLC (81.28%); Center Avenue Industrial Venture, LLC (81.28%); MCP HH Hotel LB Trust (100%); Vineyard Avenue Industrial Venture, LLC (79.81%) and Vineyard Avenue Industrial, LLC (79.81%); MCP 122 E. Segoe Lilly, LLC; MCP HH Hotel LB, LLC; MCP HH Hotel TRS, LB, LLC (100%); MCP Block 23 Residential Owner, LLC; MCP Rausch Creek Logistics Center Member I, LLC; MCP Rausch Creek Logistics Center Member II, LLC; MCP 249 Industrial Business Park, LLC (100%); MCP Alder Avenue Industrial Member, LLC (100%); MCP Valley Boulevard Industrial Member, LLC (100%); MCP Ranchero Village MHC Member, LLC.

SCHEDULE Y - INFORMATION CONCERNING ACTIVITIES OF INSURER MEMBERS OF A HOLDING COMPANY GROUP

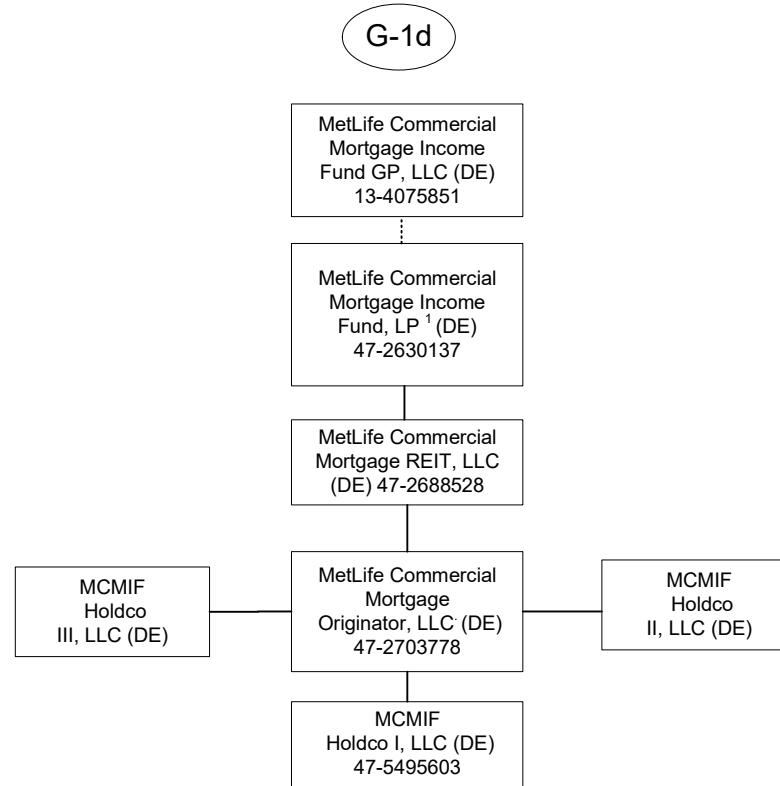
PART 1 - ORGANIZATIONAL CHART



1. MetLife Senior Direct Lending GP, LLC is the Manager of MLJ US Feeder LLC. MetLife Insurance K.K. is the sole member

SCHEDULE Y - INFORMATION CONCERNING ACTIVITIES OF INSURER MEMBERS OF A HOLDING COMPANY GROUP

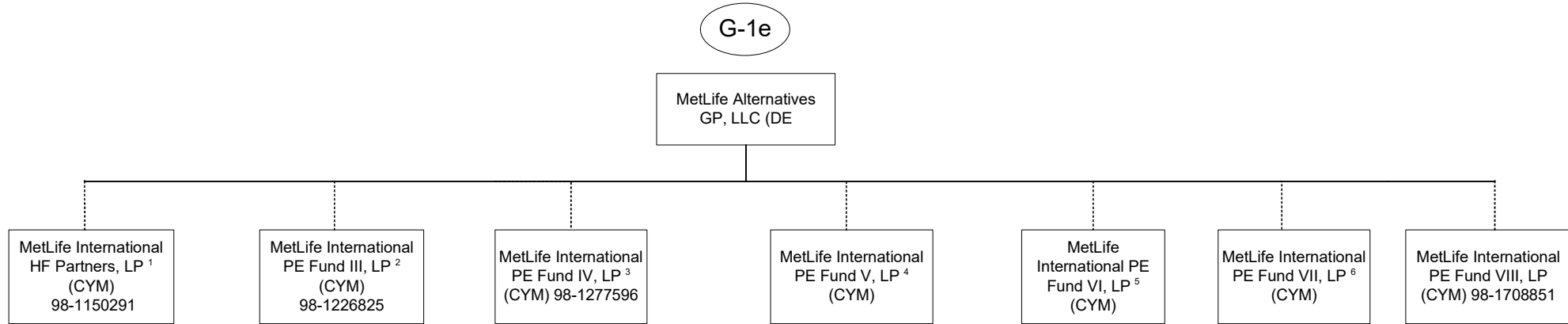
PART 1 - ORGANIZATIONAL CHART



1 MetLife Commercial Mortgage Income Fund GP, LLC is the general partner of MetLife Commercial Mortgage Income Fund, LP (the "Fund"). A majority of the limited partnership interests in the Fund are held by third parties. The following affiliates hold limited partnership interests in the Fund: Metropolitan Life Insurance Company owns 27.35%, MetLife Insurance Company of Korea, Limited, owns 1.04%, and Metropolitan Tower Life Insurance Company owns 3.62%.

SCHEDULE Y - INFORMATION CONCERNING ACTIVITIES OF INSURER MEMBERS OF A HOLDING COMPANY GROUP

PART 1 - ORGANIZATIONAL CHART

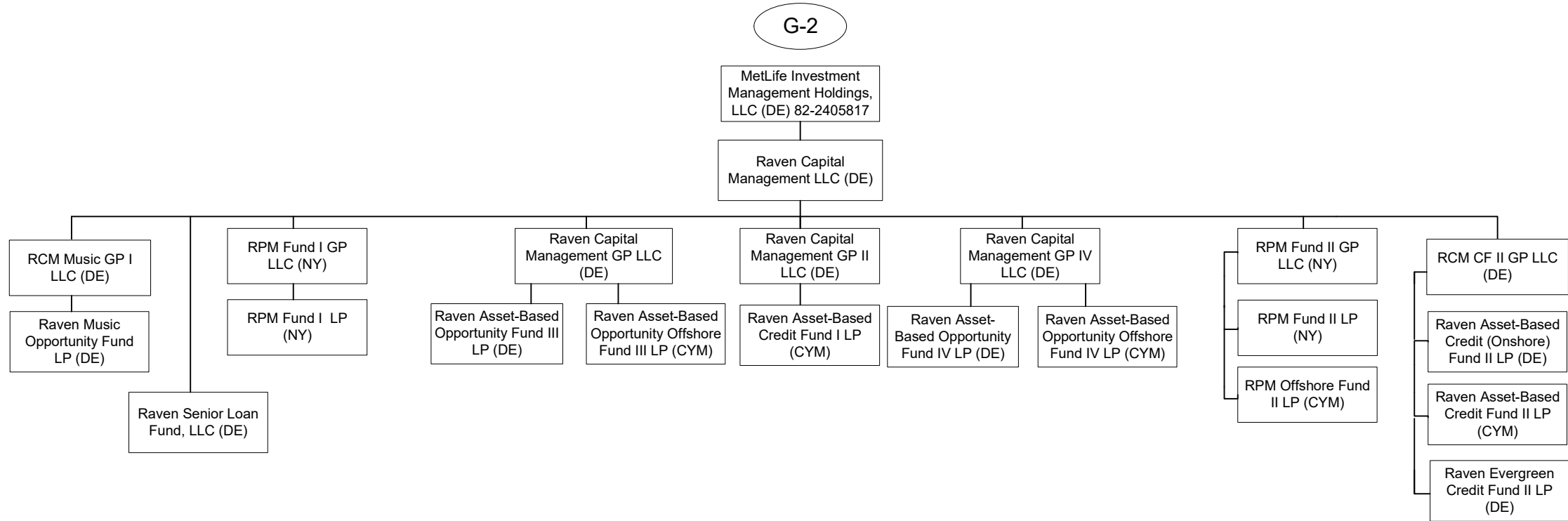


1 90.30% of the limited partnership interests of MetLife International HF Partners, LP is owned by MetLife Insurance K.K. (Japan) and 9.70% is owned by MetLife Insurance Company of Korea Limited.
 2 92.09% of the limited partnership interest of MetLife International PE Fund III, LP is owned by MetLife Insurance K.K. (Japan) and 7.91% is owned by MetLife Insurance Company of Korea Limited.
 3 96.21% of the limited partnership interests of MetLife International PE Fund IV, LP is owned by MetLife Insurance K.K. (Japan) 3.79% is owned by MetLife Insurance Company of Korea Limited.

4 96.73% of the limited partnership interests of MetLife International PE Fund V, LP is owned by MetLife Insurance K.K. (Japan) and 3.27% is owned by MetLife Insurance Company of Korea.
 5 96.53% of the limited partnership interests of MetLife International PE Fund VI, LP entity is owned by MetLife Insurance K.K. (Japan) and 3.47% is owned by MetLife Insurance Company of Korea.
 6 MetLife Alternatives GP, LLC is the general partner of MetLife International PE Fund VII, LP. MetLife Insurance K.K. (Japan) is the sole limited partner.

SCHEDULE Y - INFORMATION CONCERNING ACTIVITIES OF INSURER MEMBERS OF A HOLDING COMPANY GROUP

PART 1 - ORGANIZATIONAL CHART



SCHEDULE Y - INFORMATION CONCERNING ACTIVITIES OF INSURER MEMBERS OF A HOLDING COMPANY GROUP

PART 1 - ORGANIZATIONAL CHART

1) The voting securities (excluding directors' qualifying shares, if any) of each subsidiary shown on the organizational chart are 100% owned by their respective parent corporation, unless otherwise indicated.

2) The MetLife, Inc. organizational chart does not include real estate joint ventures and partnerships of which MetLife, Inc. and/or its subsidiaries is an investment partner. In addition, certain inactive subsidiaries have also been omitted.

3) MetLife Services EEIG is a cost-sharing mechanism used in European Union for European Union-affiliated members.

STATEMENT AS OF JUNE 30, 2023 OF THE Metropolitan General Insurance Company

SCHEDULE Y
PART 1A - DETAIL OF INSURANCE HOLDING COMPANY SYSTEM

| 1 | 2 | 3 | 4 | 5 | 6 | 7 | 8 | 9 | 10 | 11 | 12 | 13 | 14 | 15 | 16 |
|------------|------------|-------------------|------------|--------------|---------|--|--|-----------------------|-----------------------------------|--|--|--|--|--------------------------------------|----|
| Group Code | Group Name | NAIC Company Code | ID Number | Federal RSSD | CIK | Name of Securities Exchange if Publicly Traded (U.S. or International) | Names of Parent, Subsidiaries Or Affiliates | Domi-ciliary Location | Relation-ship to Reporting Entity | Directly Controlled by (Name of Entity/Person) | Type of Control (Ownership, Board, Management, Attorney-in-Fact, Influence, Other) | If Control is Ownership Provide Percentage | Ultimate Controlling Entity(ies)/Person(s) | Is an SCA Filing Re-quired? (Yes/No) | * |
| .0241 | MetLife | | 13-4075851 | 2945824 | 1099219 | NYSE, ISE | MetLife, Inc. | DE | UDP | Board of Directors | Board of Directors | | Board of Directors | YES | |
| .0241 | MetLife | | 20-5894439 | 3373639 | | | MetLife Global, Inc. | DE | NIA | MetLife, Inc. | Ownership | 100.000 | MetLife, Inc | NO | |
| .0241 | MetLife | | 20-1360022 | | | | MetLife Pet Insurance Solutions LLC | KY | NIA | MetLife, Inc. | Ownership | 100.000 | MetLife, Inc | NO | |
| .0241 | MetLife | | | 4189837 | | | Inversiones MetLife Holdco Dos Limitada (Chile) | CHL | NIA | MetLife International Holdings, LLC | Ownership | 0.001 | MetLife, Inc | NO | |
| .0241 | MetLife | | | 4189837 | | | Inversiones MetLife Holdco Dos Limitada (Chile) | CHL | NIA | Natiloportem Holdings, LLC | Ownership | 0.000 | MetLife, Inc | NO | |
| .0241 | MetLife | | | 4189837 | | | Inversiones MetLife Holdco Dos Limitada (Chile) | CHL | NIA | MetLife, Inc. | Ownership | 99.999 | MetLife, Inc | NO | |
| .0241 | MetLife | | 98-1099650 | | | | MetLife Global Benefits, Ltd. | CYM | IA | MetLife, Inc. | Ownership | 100.000 | MetLife, Inc | NO | |
| .0241 | MetLife | | 36-3665871 | 3165900 | | | Cova Life Management Company | DE | NIA | MetLife, Inc. | Ownership | 100.000 | MetLife, Inc | NO | |
| .0241 | MetLife | | 20-5707084 | 3817825 | | | MetLife Services and Solutions, LLC | DE | NIA | MetLife Group, Inc. | Ownership | 100.000 | MetLife, Inc | NO | |
| .0241 | MetLife | | | 3818523 | | | MetLife Solutions Pte. Ltd. | SGP | NIA | MetLife Services and Solutions, LLC | Ownership | 100.000 | MetLife, Inc | NO | |
| .0241 | MetLife | | 98-0613376 | 3818550 | | | MetLife Global Operations Support Center Private Limited | IND | NIA | MetLife Solutions Pte. Ltd. | Ownership | 100.000 | MetLife, Inc | NO | |
| .0241 | MetLife | | 98-0613376 | 3818550 | | | MetLife Global Operations Support Center Private Limited | IND | NIA | Natiloportem Holdings, LLC | Ownership | 0.000 | MetLife, Inc | NO | |
| .0241 | MetLife | | | 3818541 | | | MetLife Services East Private Limited | IND | NIA | MetLife Solutions Pte. Ltd. | Ownership | 99.990 | MetLife, Inc | NO | |
| .0241 | MetLife | | | 3818541 | | | MetLife Services East Private Limited | IND | NIA | Natiloportem Holdings, LLC | Ownership | 0.010 | MetLife, Inc | NO | |
| .0241 | MetLife | | 22-3805708 | 3302488 | | | Newbury Insurance Company, Limited | DE | IA | MetLife, Inc. | Ownership | 100.000 | MetLife, Inc | NO | |
| .0241 | MetLife | 13626 | 20-5819518 | 3921870 | | | MetLife Reinsurance Company of Charleston | SC | IA | MetLife, Inc. | Ownership | 100.000 | MetLife, Inc | NO | |
| .0241 | MetLife | | 26-6122204 | 4254959 | | | MetLife Capital Trust IV | DE | NIA | MetLife, Inc. | Ownership | 100.000 | MetLife, Inc | NO | |
| .0241 | MetLife | | 27-0858844 | 4278786 | | | MetLife Home Loans LLC | DE | NIA | MetLife, Inc. | Ownership | 100.000 | MetLife, Inc | NO | |
| .0241 | MetLife | 39950 | 22-2342710 | | | | Metropolitan General Insurance Company | RI | RE | MetLife, Inc. | Ownership | 100.000 | MetLife, Inc | NO | |
| .0241 | MetLife | | 98-1717366 | | | | MetLife Reinsurance Company of Hamilton, Ltd. | BMU | IA | MetLife, Inc. | Ownership | 100.000 | MetLife, Inc | NO | |
| .0241 | MetLife | | 55-0790010 | 3165807 | | | MetLife Group, Inc. | NY | NIA | MetLife, Inc. | Ownership | 100.000 | MetLife, Inc | NO | |
| .0241 | MetLife | | 20-4607161 | | | | MetLife European Holdings, LLC | DE | NIA | MetLife, Inc. | Ownership | 100.000 | MetLife, Inc | NO | |
| .0241 | MetLife | 13092 | 26-1511401 | 4300892 | | | MetLife Reinsurance Company of Vermont | VT | IA | MetLife, Inc. | Ownership | 100.000 | MetLife, Inc | NO | |
| .0241 | MetLife | 62634 | 51-0104167 | 4255107 | | | Delaware American Life Insurance Company | DE | IA | MetLife, Inc. | Ownership | 100.000 | MetLife, Inc | NO | |
| .0241 | MetLife | | 46-4298925 | | | | MetLife Consumer Services, Inc. | DE | NIA | MetLife, Inc. | Ownership | 100.000 | MetLife, Inc | NO | |
| .0241 | MetLife | | 81-2253384 | | | | MetLife Insurance Brokerage, Inc. | NY | NIA | MetLife, Inc. | Ownership | 100.000 | MetLife, Inc | NO | |
| .0241 | MetLife | | 95-3947585 | 3166064 | | | MetLife Investors Group, LLC | DE | NIA | MetLife, Inc. | Ownership | 100.000 | MetLife, Inc | NO | |
| .0241 | MetLife | | 43-1906210 | 3373563 | 1130412 | | MetLife Investments Securities LLC (DE) | DE | NIA | MetLife Investors Group, LLC | Ownership | 100.000 | MetLife, Inc | NO | |
| .0241 | MetLife | | 43-1906210 | | | | MetLife Investors Distribution Company | MO | NIA | MetLife Investors Group, LLC | Ownership | 100.000 | MetLife, Inc | NO | |
| .0241 | MetLife | 65978 | 13-5581829 | 1583845 | 937834 | | Metropolitan Life Insurance Company | NY | IA | MetLife, Inc. | Ownership | 100.000 | MetLife, Inc | NO | |
| .0241 | MetLife | | 20-2985998 | | | | 500 Grant Street GP, LLC | DE | NIA | Metropolitan Life Insurance Company | Ownership | 100.000 | MetLife, Inc | NO | |
| .0241 | MetLife | | | 1584785 | | | 500 Grant Street Associates Limited Partnership | CT | NIA | 500 Grant Street GP LLC | Management | | MetLife, Inc | NO | |
| .0241 | MetLife | | 22-3140349 | | | | MetLife Retirement Services LLC | NJ | NIA | Metropolitan Life Insurance Company | Ownership | 100.000 | MetLife, Inc | NO | |
| .0241 | MetLife | | 90-0703980 | | | | MLIC CB Holdings LLC | DE | NIA | Metropolitan Life Insurance Company | Ownership | 100.000 | MetLife, Inc | NO | |
| .0241 | MetLife | | | | | | ML Clal Member, LLC | DE | NIA | Metropolitan Life Insurance Company | Ownership | 100.000 | MetLife, Inc | NO | |
| .0241 | MetLife | | 46-0800386 | | | | CC Holdco Manager, LLC | DE | NIA | Metropolitan Life Insurance Company | Ownership | 100.000 | MetLife, Inc | NO | |
| .0241 | MetLife | | | | | | Euro CL Investments LLC | DE | NIA | Metropolitan Life Insurance Company | Ownership | 100.000 | MetLife, Inc | NO | |
| .0241 | MetLife | | 26-0291767 | | | | 6104 Hollywood, LLC | DE | NIA | Metropolitan Life Insurance Company | Ownership | 100.000 | MetLife, Inc | NO | |
| .0241 | MetLife | | | | | | The Building at 575 Fifth Avenue Mezzanine LLC | DE | NIA | Metropolitan Life Insurance Company | Ownership | 100.000 | MetLife, Inc | NO | |
| .0241 | MetLife | | | | | | The Building at 575 Fifth Retail Holding LLC | DE | NIA | The Building at 575 Fifth Avenue Mezzanine LLC | Ownership | 100.000 | MetLife, Inc | NO | |

STATEMENT AS OF JUNE 30, 2023 OF THE Metropolitan General Insurance Company

SCHEDULE Y
PART 1A - DETAIL OF INSURANCE HOLDING COMPANY SYSTEM

| 1 | 2 | 3 | 4 | 5 | 6 | 7 | 8 | 9 | 10 | 11 | 12 | 13 | 14 | 15 | 16 |
|------------|------------|-------------------|------------|--------------|------------|--|---|----------------------|----------------------------------|--|--|--|--|-------------------------------------|----|
| Group Code | Group Name | NAIC Company Code | ID Number | Federal RSSD | CIK | Name of Securities Exchange if Publicly Traded (U.S. or International) | Names of Parent, Subsidiaries Or Affiliates | Domiciliary Location | Relationship to Reporting Entity | Directly Controlled by (Name of Entity/Person) | Type of Control (Ownership, Board, Management, Attorney-in-Fact, Influence, Other) | If Control is Ownership Provide Percentage | Ultimate Controlling Entity(ies)/Person(s) | Is an SCA Filing Required? (Yes/No) | * |
| .0241 | MetLife | | | | | | The Building at 575 Fifth Retail Owner LLC | ..DE |NIA | The Building at 575 Fifth Retail Holding LLC | Ownership | 100.000 | MetLife, Inc | ..NO | |
| .0241 | MetLife | | 98-1107266 | | | | Met Canada Solar ULC | ..CAN |NIA | MetLife Capital, Limited Partnership | Ownership | 100.000 | MetLife, Inc | ..NO | |
| .0241 | MetLife | | 86-1176467 | | | | MEX DF Properties, LLC | ..DE |NIA | Metropolitan Life Insurance Company | Ownership | 100.000 | MetLife, Inc | ..NO | |
| .0241 | MetLife | | 13-5581829 | | | | Met 1065 Hotel, LLC | ..DE |NIA | Metropolitan Life Insurance Company | Ownership | 100.000 | MetLife, Inc | ..NO | |
| .0241 | MetLife | | 55-0891973 | | | | Corporate Real Estate Holdings, LLC | ..DE |NIA | Metropolitan Life Insurance Company | Ownership | 100.000 | MetLife, Inc | ..NO | |
| .0241 | MetLife | | 13-5581829 | | | | WFP 1000 Holding Company GP, LLC | ..DE |NIA | Metropolitan Life Insurance Company | Ownership | 100.000 | MetLife, Inc | ..NO | |
| .0241 | MetLife | | 13-5581829 | | | | MTU Hotel Owner, LLC | ..DE |NIA | Metropolitan Life Insurance Company | Ownership | 100.000 | MetLife, Inc | ..NO | |
| .0241 | MetLife | | | | | | MetLife Water Tower Owner LLC | ..DE |NIA | Metropolitan Life Insurance Company | Ownership | 100.000 | MetLife, Inc | ..NO | |
| .0241 | MetLife | | | | | | ML Bellevue Member LLC | ..DE |NIA | Metropolitan Life Insurance Company | Ownership | 100.000 | MetLife, Inc | ..NO | |
| .0241 | MetLife | | 84-1717470 | | | | MSV Irvine Property, LLC | ..DE |NIA | Metropolitan Life Insurance Company | Management | | MetLife, Inc | ..NO | |
| .0241 | MetLife | | 13-3619870 | | | | 23rd Street Investments, Inc. | ..DE |NIA | Metropolitan Life Insurance Company | Ownership | 100.000 | MetLife, Inc | ..YES | |
| .0241 | MetLife | | 06-1193029 | | | | MetLife Capital Credit L.P. | ..DE |NIA | 23rd Street Investments, Inc. | Management | | MetLife, Inc | ..NO | |
| .0241 | MetLife | | 91-1273824 | 4600453 | | | MetLife Capital, Limited Partnership | ..DE |NIA | 23rd Street Investments, Inc. | Management | | MetLife, Inc | ..NO | |
| .0241 | MetLife | | | | | | Long Island Solar Farm, LLC | ..DE |NIA | MetLife Capital, Limited Partnership | Management | | MetLife, Inc | ..NO | |
| .0241 | MetLife | | 43-1822723 | 4275507 | | | Missouri Reinsurance, Inc. | ..CYM |IA | Metropolitan Life Insurance Company | Ownership | 100.000 | MetLife, Inc | ..YES | |
| .0241 | MetLife | | 13-3237278 | | | | MetLife Holdings, Inc. | ..DE |NIA | Metropolitan Life Insurance Company | Ownership | 100.000 | MetLife, Inc | ..YES | |
| .0241 | MetLife | | 13-3237275 | | | | MetLife Credit Corp. | ..DE |NIA | MetLife Holdings, Inc. (DE) | Ownership | 100.000 | MetLife, Inc | ..NO | |
| .0241 | MetLife | | 13-3237277 | | | | MetLife Funding, Inc. | ..DE |NIA | MetLife Holdings, Inc. (DE) | Ownership | 100.000 | MetLife, Inc | ..NO | |
| .0241 | MetLife | | 13-3170235 | | | | Metropolitan Tower Realty Company, Inc. | ..DE |NIA | Metropolitan Life Insurance Company | Ownership | 100.000 | MetLife, Inc | ..YES | |
| .0241 | MetLife | | 01-0855028 | | | | Midtown Heights, LLC | ..DE |NIA | Metropolitan Life Insurance Company | Ownership | 100.000 | MetLife, Inc | ..NO | |
| .0241 | MetLife | | 43-6026902 | | | | White Oak Royalty Company | ..OK |NIA | Metropolitan Life Insurance Company | Ownership | 100.000 | MetLife, Inc | ..YES | |
| .0241 | MetLife | | | | | | Plaza Drive Properties, LLC | ..DE |NIA | Metropolitan Life Insurance Company | Ownership | 100.000 | MetLife, Inc | ..NO | |
| .0241 | MetLife | | 26-2853672 | | | | MLIC Asset Holdings LLC | ..DE |NIA | Metropolitan Life Insurance Company | Ownership | 100.000 | MetLife, Inc | ..NO | |
| .0241 | MetLife | | 36-4197196 | | | | MetLife Properties Ventures, LLC | ..DE |NIA | Metropolitan Life Insurance Company | Ownership | 100.000 | MetLife, Inc | ..NO | |
| .0241 | MetLife | | 22-2375428 | | | | Transmountain Land & Livestock Company | ..MT |NIA | Metropolitan Life Insurance Company | Ownership | 100.000 | MetLife, Inc | ..YES | |
| .0241 | MetLife | | 34-1650967 | | | | MetLife Legal Plans, Inc. | ..DE |NIA | Metropolitan Life Insurance Company | Ownership | 100.000 | MetLife, Inc | ..YES | |
| .0241 | MetLife | | 34-1631590 | | | | MetLife Legal Plans of Florida, Inc. | ..FL |NIA | MetLife Legal Plans, Inc. | Ownership | 100.000 | MetLife, Inc | ..NO | |
| .0241 | MetLife | | 13-3179826 | 3219782 | | | MetLife Next Gen Ventures, LLC | ..DE |NIA | Metropolitan Life Insurance Company | Ownership | 100.000 | MetLife, Inc | ..NO | |
| .0241 | MetLife | | 86-1794197 | | | | 1350 Eye Street Owner LLC | ..DE |NIA | Metropolitan Life Insurance Company | Management | | MetLife, Inc | ..NO | |
| .0241 | MetLife | | 13-4047186 | | | | MetLife Tower Resources Group, Inc. | ..DE |NIA | Metropolitan Life Insurance Company | Ownership | 100.000 | MetLife, Inc | ..YES | |
| .0241 | MetLife | | 26-0404927 | | | | Housing Fund Manager, LLC | ..DE |NIA | Metropolitan Life Insurance Company | Ownership | 100.000 | MetLife, Inc | ..NO | |
| .0241 | MetLife | | 26-0405155 | | | | MTC Fund I, LLC | ..DE |NIA | Housing Fund Manager, LLC | Management | | MetLife, Inc | ..NO | |
| .0241 | MetLife | | 13-5581829 | | | | MTC Fund II, LLC | ..DE |NIA | Housing Fund Manager, LLC | Management | | MetLife, Inc | ..NO | |
| .0241 | MetLife | | 14-2013939 | 3727429 | | | MTC Fund III, LLC | ..DE |NIA | Housing Fund Manager, LLC | Management | | MetLife, Inc | ..NO | |
| .0241 | MetLife | | | 4254454 | | | St. James Fleet Investments Two Limited | ..CYM |NIA | Metropolitan Life Insurance Company | Ownership | 100.000 | MetLife, Inc | ..YES | |
| .0241 | MetLife | | | | 0001719327 | | MetLife Securitization Depositor LLC | ..DE |NIA | Metropolitan Life Insurance Company | Ownership | 100.000 | MetLife, Inc | ..NO | |
| .0241 | MetLife | | 06-1535895 | | | | PREFCO Fourteen, LLC | ..DE |NIA | Metropolitan Life Insurance Company | Ownership | 100.000 | MetLife, Inc | ..NO | |
| .0241 | MetLife | | | | | | ML HS Member LLC | ..DE |NIA | Metropolitan Life Insurance Company | Ownership | 100.000 | MetLife, Inc | ..NO | |
| .0241 | MetLife | | | | | | ML MMIP Member, LLC | ..DE |NIA | Metropolitan Life Insurance Company | Ownership | 100.000 | MetLife, Inc | ..NO | |
| .0241 | MetLife | | 82-5393412 | | | | Pacific Logistics Industrial South, LLC | ..DE |NIA | Metropolitan Life Insurance Company | Ownership | 100.000 | MetLife, Inc | ..NO | |
| .0241 | MetLife | | 27-0226554 | 4600435 | | | MLIC Asset Holdings II LLC | ..DE |NIA | Metropolitan Life Insurance Company | Ownership | 100.000 | MetLife, Inc | ..NO | |
| .0241 | MetLife | | | | | | MetLife RC SF Member, LLC | ..DE |NIA | Metropolitan Life Insurance Company | Ownership | 100.000 | MetLife, Inc | ..NO | |
| .0241 | MetLife | | 46-3608641 | | | | ML Swan Mezz, LLC | ..DE |NIA | Metropolitan Life Insurance Company | Ownership | 100.000 | MetLife, Inc | ..NO | |
| .0241 | MetLife | | 46-3589015 | | | | ML Swan GP, LLC | ..DE |NIA | ML Swan Mezz, LLC | Ownership | 100.000 | MetLife, Inc | ..NO | |
| .0241 | MetLife | | 46-3616798 | | | | ML Dolphin Mezz, LLC | ..DE |NIA | Metropolitan Life Insurance Company | Ownership | 100.000 | MetLife, Inc | ..NO | |
| .0241 | MetLife | | 82-4889675 | | | | ML Southlands Member, LLC | ..DE |NIA | Metropolitan Life Insurance Company | Management | | MetLife, Inc | ..NO | |
| .0241 | MetLife | | 83-2970698 | | | | ML Port Chester SC Member, LLC | ..DE |NIA | Metropolitan Life Insurance Company | Management | | MetLife, Inc | ..NO | |
| .0241 | MetLife | | 82-4019470 | | | | ML Carritos TC Member, LLC | ..DE |NIA | Metropolitan Life Insurance Company | Management | | MetLife, Inc | ..NO | |

STATEMENT AS OF JUNE 30, 2023 OF THE Metropolitan General Insurance Company

SCHEDULE Y
PART 1A - DETAIL OF INSURANCE HOLDING COMPANY SYSTEM

| 1 | 2 | 3 | 4 | 5 | 6 | 7 | 8 | 9 | 10 | 11 | 12 | 13 | 14 | 15 | 16 |
|------------|------------|-------------------|------------|--------------|-----|--|---|-----------------------|-----------------------------------|--|--|--|--|--------------------------------------|----|
| Group Code | Group Name | NAIC Company Code | ID Number | Federal RSSD | CIK | Name of Securities Exchange if Publicly Traded (U.S. or International) | Names of Parent, Subsidiaries Or Affiliates | Domi-ciliary Location | Relation-ship to Reporting Entity | Directly Controlled by (Name of Entity/Person) | Type of Control (Ownership, Board, Management, Attorney-in-Fact, Influence, Other) | If Control is Ownership Provide Percentage | Ultimate Controlling Entity(ies)/Person(s) | Is an SCA Filing Re-quired? (Yes/No) | * |
| .0241 | MetLife | | 82-5351346 | | | | ML Sloan's Lake Member, LLC | DE | NIA | Metropolitan Life Insurance Company | Ownership | 100.000 | MetLife, Inc | NO | |
| .0241 | MetLife | | | | | | ML Zane 610 Member, LLC | DE | NIA | Metropolitan Life Insurance Company | Ownership | 100.000 | MetLife, Inc | NO | |
| .0241 | MetLife | | | | | | ML Sentinel Square Member, LLC | DE | NIA | Metropolitan Life Insurance Company | Ownership | 100.000 | MetLife, Inc | NO | |
| .0241 | MetLife | | 46-3593573 | | | | ML Dolphin GP, LLC | DE | NIA | ML Dolphin Mezz, LLC | Ownership | 100.000 | MetLife, Inc | NO | |
| .0241 | MetLife | | | | | | Haskell East Village, LLC | DE | NIA | Metropolitan Life Insurance Company | Ownership | 100.000 | MetLife, Inc | NO | |
| .0241 | MetLife | | 46-0803970 | | | | MetLife CC Member, LLC | DE | NIA | Metropolitan Life Insurance Company | Management | | MetLife, Inc | NO | |
| .0241 | MetLife | | 80-0821598 | | | | Oconee Hotel Company, LLC | DE | NIA | Metropolitan Life Insurance Company | Ownership | 100.000 | MetLife, Inc | NO | |
| .0241 | MetLife | | 80-0823015 | | | | Oconee Land Company, LLC | DE | NIA | Metropolitan Life Insurance Company | Ownership | 100.000 | MetLife, Inc | NO | |
| .0241 | MetLife | | 80-0823413 | | | | Oconee Land Development Company, LLC | DE | NIA | Oconee Land Company, LLC | Ownership | 100.000 | MetLife, Inc | NO | |
| .0241 | MetLife | | 90-0853553 | | | | Oconee Golf Company, LLC | DE | NIA | Oconee Land Company, LLC | Ownership | 100.000 | MetLife, Inc | NO | |
| .0241 | MetLife | | 37-1694299 | | | | Oconee Marina Company, LLC | DE | NIA | Oconee Land Company, LLC | Ownership | 100.000 | MetLife, Inc | NO | |
| .0241 | MetLife | | 13-5581829 | | | | MINOM TRUST 2020 | DE | NIA | Metropolitan Life Insurance Company | Ownership | 100.000 | MetLife, Inc | NO | |
| .0241 | MetLife | | | | | | ML Hudson Member, LLC | DE | NIA | Metropolitan Life Insurance Company | Ownership | 100.000 | MetLife, Inc | NO | |
| .0241 | MetLife | | 46-2460801 | | | | 1201 TAB Manager, LLC | DE | NIA | Metropolitan Life Insurance Company | Ownership | 100.000 | MetLife, Inc | NO | |
| .0241 | MetLife | | 46-2460801 | | | | MetLife 1201 TAB Member, LLC | DE | NIA | Metropolitan Life Insurance Company | Ownership | 100.000 | MetLife, Inc | NO | |
| .0241 | MetLife | | 46-2477278 | | | | MetLife LHH Member, LLC | DE | NIA | Metropolitan Life Insurance Company | Management | | MetLife, Inc | NO | |
| .0241 | MetLife | | | | | | MetLife Ashton Austin Owner, LLC | DE | NIA | Metropolitan Life Insurance Company | Ownership | 100.000 | MetLife, Inc | NO | |
| .0241 | MetLife | | 13-5581829 | | | | MetLife Acoma Owner, LLC | DE | NIA | Metropolitan Life Insurance Company | Ownership | 100.000 | MetLife, Inc | NO | |
| .0241 | MetLife | | | | | | ML Matson Mills Member LLC | DE | NIA | Metropolitan Life Insurance Company | Ownership | 100.000 | MetLife, Inc | NO | |
| .0241 | MetLife | | 87-4569349 | | | | ML University Town Center Member, LLC | DE | NIA | Metropolitan Life Insurance Company | Ownership | 100.000 | MetLife, Inc | NO | |
| .0241 | MetLife | | | | | | ML 300 Third Member LLC | DE | NIA | Metropolitan Life Insurance Company | Ownership | 100.000 | MetLife, Inc | NO | |
| .0241 | MetLife | | 26-1762232 | | | | Boulevard Residential, LLC | DE | NIA | Metropolitan Life Insurance Company | Ownership | 100.000 | MetLife, Inc | NO | |
| .0241 | MetLife | | | | | | MetLife Ontario Street Member, LLC | DE | NIA | Metropolitan Life Insurance Company | Ownership | 100.000 | MetLife, Inc | NO | |
| .0241 | MetLife | | 46-4158087 | | | | MetLife 555 12th Member, LLC | DE | NIA | Metropolitan Life Insurance Company | Management | | MetLife, Inc | NO | |
| .0241 | MetLife | | 82-3135079 | | | | 150 North Riverside PE Member, LLC | DE | NIA | Metropolitan Life Insurance Company | Management | | MetLife, Inc | NO | |
| .0241 | MetLife | | 46-4283517 | | | | MetLife Camino Ramon Member, LLC | DE | NIA | Metropolitan Life Insurance Company | Management | | MetLife, Inc | NO | |
| .0241 | MetLife | | 13-5581829 | | | | ML OMD Member, LLC | DE | NIA | Metropolitan Life Insurance Company | Ownership | 100.000 | MetLife, Inc | NO | |
| .0241 | MetLife | | 46-4129811 | | | | MetLife 425 MKT Member, LLC | DE | NIA | Metropolitan Life Insurance Company | Management | | MetLife, Inc | NO | |
| .0241 | MetLife | | | | | | ML Terminal 106 Member, LLC | DE | NIA | Metropolitan Life Insurance Company | Management | | MetLife, Inc | NO | |
| .0241 | MetLife | | 13-5581829 | | | | Southcreek Industrial Holdings, LLC | DE | NIA | Metropolitan Life Insurance Company | Ownership | 100.000 | MetLife, Inc | NO | |
| .0241 | MetLife | | 46-4229772 | | | | MetLife THR Investor, LLC | DE | NIA | Metropolitan Life Insurance Company | Ownership | 100.000 | MetLife, Inc | NO | |
| .0241 | MetLife | | 13-5581829 | | | | MCJV, LLC | DE | NIA | Metropolitan Life Insurance Company | Ownership | 100.000 | MetLife, Inc | NO | |
| .0241 | MetLife | | | | | | MetLife OFC Member, LLC | DE | NIA | Metropolitan Life Insurance Company | Ownership | 100.000 | MetLife, Inc | NO | |
| .0241 | MetLife | | 46-4584166 | | | | ML Southmore, LLC | DE | NIA | Metropolitan Life Insurance Company | Management | | MetLife, Inc | NO | |
| .0241 | MetLife | | | | | | MetLife GV Owner LLC | DE | NIA | Metropolitan Life Insurance Company | Ownership | 100.000 | MetLife, Inc | NO | |
| .0241 | MetLife | | 13-5581829 | | | | MetLife Private Equity Holdings, LLC | DE | NIA | MetLife SP Holdings, LLC | Ownership | 100.000 | MetLife, Inc | NO | |
| .0241 | MetLife | | 20-8254446 | | | | 10700 Wilshire, LLC | DE | NIA | Metropolitan Life Insurance Company | Ownership | 100.000 | MetLife, Inc | NO | |
| .0241 | MetLife | | 47-3741955 | | | | ML Mililani Member, LLC | DE | NIA | Metropolitan Life Insurance Company | Management | | MetLife, Inc | NO | |
| .0241 | MetLife | | 47-5228317 | | | | MOPP Owners, LLC | DE | NIA | Metropolitan Life Insurance Company | Ownership | 100.000 | MetLife, Inc | NO | |
| .0241 | MetLife | | 20-3700390 | | | | Viridian Miracle Mile, LLC | DE | NIA | Metropolitan Life Insurance Company | Ownership | 100.000 | MetLife, Inc | NO | |
| .0241 | MetLife | | | | | | ML-Al MetLife Member 5, LLC | DE | NIA | Metropolitan Life Insurance Company | Ownership | 100.000 | MetLife, Inc | NO | |
| .0241 | MetLife | | | | | | MetLife Park Tower Member, LLC | DE | NIA | Metropolitan Life Insurance Company | Ownership | 100.000 | MetLife, Inc | NO | |
| .0241 | MetLife | | 47-5505232 | | | | Park Tower REIT, Inc. | DE | NIA | MetLife Park Tower Member, LLC | Ownership | 100.000 | MetLife, Inc | NO | |
| .0241 | MetLife | | 81-1408328 | | | | Park Tower JV Member, LLC | DE | NIA | Park Tower REIT, Inc. | Ownership | 100.000 | MetLife, Inc | NO | |
| .0241 | MetLife | | 82-1637862 | | | | MetLife Chino Member, LLC | DE | NIA | Metropolitan Life Insurance Company | Ownership | 100.000 | MetLife, Inc | NO | |
| .0241 | MetLife | | 13-5581829 | | | | MetLife Boro Station Member, LLC | DE | NIA | Metropolitan Life Insurance Company | Ownership | 100.000 | MetLife, Inc | NO | |
| .0241 | MetLife | | 92-3139130 | | | | ML PE Terminal 106, LLC | DE | NIA | Metropolitan Life Insurance Company | Management | | MetLife, Inc | NO | |
| .0241 | MetLife | | | | | | ML One Bedminster, LLC | DE | NIA | Metropolitan Life Insurance Company | Ownership | 100.000 | MetLife, Inc | NO | |
| .0241 | MetLife | | | | | | Pacific Logistics Industrial North, LLC | DE | NIA | Metropolitan Life Insurance Company | Ownership | 100.000 | MetLife, Inc | NO | |

STATEMENT AS OF JUNE 30, 2023 OF THE Metropolitan General Insurance Company

SCHEDULE Y
PART 1A - DETAIL OF INSURANCE HOLDING COMPANY SYSTEM

| 1 | 2 | 3 | 4 | 5 | 6 | 7 | 8 | 9 | 10 | 11 | 12 | 13 | 14 | 15 | 16 |
|------------|------------|-------------------|------------|--------------|-----|--|---|-----------------------|-----------------------------------|--|--|--|--|--------------------------------------|----|
| Group Code | Group Name | NAIC Company Code | ID Number | Federal RSSD | CIK | Name of Securities Exchange if Publicly Traded (U.S. or International) | Names of Parent, Subsidiaries Or Affiliates | Domi-ciliary Location | Relation-ship to Reporting Entity | Directly Controlled by (Name of Entity/Person) | Type of Control (Ownership, Board, Management, Attorney-in-Fact, Influence, Other) | If Control is Ownership Provide Percentage | Ultimate Controlling Entity(ies)/Person(s) | Is an SCA Filing Re-quired? (Yes/No) | * |
| .0241 | MetLife | | 83-2270141 | | | | MMP Owners, LLC | DE | NIA | Metropolitan Life Insurance Company | Ownership | 100.000 | MetLife, Inc | NO | |
| .0241 | MetLife | | | | | | ML Corner 63 Member, LLC | DE | NIA | Metropolitan Life Insurance Company | Ownership | 100.000 | MetLife, Inc | NO | |
| .0241 | MetLife | | 13-5581829 | | | | MetLife 8280 Member, LLC | DE | NIA | Metropolitan Life Insurance Company | Ownership | 100.000 | MetLife, Inc | NO | |
| .0241 | MetLife | | | | | | MetLife Campus at SGV Member, LLC | DE | NIA | Metropolitan Life Insurance Company | Ownership | 100.000 | MetLife, Inc | NO | |
| .0241 | MetLife | | | | | | MC Portfolio JV Member, LLC | DE | NIA | Metropolitan Life Insurance Company | Ownership | 100.000 | MetLife, Inc | NO | |
| .0241 | MetLife | | 13-5581829 | | | | MMP Owners III, LLC | DE | NIA | Metropolitan Life Insurance Company | Ownership | 100.000 | MetLife, Inc | NO | |
| .0241 | MetLife | | | | | | MetLife Multi-Family Partners III, LLC | DE | NIA | MMP Owners III, LLC | Ownership | 100.000 | MetLife, Inc | NO | |
| .0241 | MetLife | | 13-5581829 | | | | MMP Holdings III, LLC | DE | NIA | MetLife Multi-Family Partners III, LLC | Ownership | 100.000 | MetLife, Inc | NO | |
| .0241 | MetLife | | 13-5581829 | | | | MMP Cedar Street REIT, LLC | DE | NIA | MMP Holdings III, LLC | Ownership | 100.000 | MetLife, Inc | NO | |
| .0241 | MetLife | | 13-5581829 | | | | MMP Cedar Street Owner, LLC | DE | NIA | MMP Cedar Street REIT, LLC | Ownership | 100.000 | MetLife, Inc | NO | |
| .0241 | MetLife | | 13-5581829 | | | | MMP South Park REIT, LLC | DE | NIA | MMP Holdings III, LLC | Ownership | 100.000 | MetLife, Inc | NO | |
| .0241 | MetLife | | 13-5581829 | | | | MMP South Park Owner, LLC | DE | NIA | MMP South Park REIT, LLC | Ownership | 100.000 | MetLife, Inc | NO | |
| .0241 | MetLife | | 13-5581829 | | | | MMP Olivian REIT, LLC | DE | NIA | MMP Holdings III, LLC | Ownership | 100.000 | MetLife, Inc | NO | |
| .0241 | MetLife | | 13-5581829 | | | | MMP Olivian Owner, LLC | DE | NIA | MMP Olivian REIT, LLC | Ownership | 100.000 | MetLife, Inc | NO | |
| .0241 | MetLife | | | | | | MCRE Block 40, LP | DE | NIA | Metropolitan Life Insurance Company | Ownership | 100.000 | MetLife, Inc | NO | |
| .0241 | MetLife | | | | | | MetLife Japan US Equity Owners LLC | DE | NIA | Metropolitan Life Insurance Company | Ownership | 100.000 | MetLife, Inc | NO | |
| .0241 | MetLife | | 13-5581829 | | | | MetLife SP Holdings, LLC | DE | NIA | Metropolitan Life Insurance Company | Ownership | 100.000 | MetLife, Inc | NO | |
| .0241 | MetLife | | 47-2085444 | | | | ML-AI MetLife Member 2, LLC | DE | NIA | Metropolitan Life Insurance Company | Management | | MetLife, Inc | NO | |
| .0241 | MetLife | | | | | | ML-AI MetLife Member 3, LLC | DE | NIA | Metropolitan Life Insurance Company | Ownership | 100.000 | MetLife, Inc | NO | |
| .0241 | MetLife | | | | | | ML-AI MetLife Member 4, LLC | DE | NIA | Metropolitan Life Insurance Company | Management | | MetLife, Inc | NO | |
| .0241 | MetLife | | 82-2216412 | | | | White Tract II, LLC | DE | NIA | Metropolitan Life Insurance Company | Ownership | 100.000 | MetLife, Inc | NO | |
| .0241 | MetLife | | 46-4255167 | | | | ML Terraces, LLC | DE | NIA | Metropolitan Life Insurance Company | Ownership | 100.000 | MetLife, Inc | NO | |
| .0241 | MetLife | | | | | | MetLife 1007 Stewart, LLC | DE | NIA | Metropolitan Life Insurance Company | Ownership | 100.000 | MetLife, Inc | NO | |
| .0241 | MetLife | | | | | | Chestnut Flats Wind, LLC | DE | NIA | Metropolitan Life Insurance Company | Ownership | 100.000 | MetLife, Inc | NO | |
| .0241 | MetLife | | 47-1256270 | | | | MetLife OBS Member, LLC | DE | NIA | Metropolitan Life Insurance Company | Ownership | 100.000 | MetLife, Inc | NO | |
| .0241 | MetLife | | | | | | MetLife FM Hotel Member, LLC | DE | NIA | Metropolitan Life Insurance Company | Ownership | 100.000 | MetLife, Inc | NO | |
| .0241 | MetLife | | | | | | LHCW Holdings (U.S.) LLC | DE | NIA | MetLife FM Hotel Member, LLC | Ownership | 100.000 | MetLife, Inc | NO | |
| .0241 | MetLife | | | | | | LHC Holdings (U.S.) LLC | DE | NIA | LHCW Holdings (U.S.) LLC | Ownership | 100.000 | MetLife, Inc | NO | |
| .0241 | MetLife | | | | | | LHCW Hotel Holding (U.S.) LLC | DE | NIA | LHC Holdings (U.S.) LLC | Ownership | 100.000 | MetLife, Inc | NO | |
| .0241 | MetLife | | | | | | LHCW Hotel Holding (2002) LLC | DE | NIA | LHCW Hotel Holding (U.S.) LLC | Ownership | 100.000 | MetLife, Inc | NO | |
| .0241 | MetLife | | | | | | LHCW Hotel Operating Company (2002) LLC | DE | NIA | LHCW Hotel Holding (U.S.) LLC | Ownership | 100.000 | MetLife, Inc | NO | |
| .0241 | MetLife | | | | | | MetLife HCMJV 1 GP, LLC | DE | NIA | Metropolitan Life Insurance Company | Ownership | 100.000 | MetLife, Inc | NO | |
| .0241 | MetLife | | | | | | MetLife HCMJV 1 LP, LLC | DE | NIA | Metropolitan Life Insurance Company | Ownership | 100.000 | MetLife, Inc | NO | |
| .0241 | MetLife | | | | | | Sino-US United MetLife Insurance Co. Ltd. | CHN | IA | Metropolitan Life Insurance Company | Ownership | 50.000 | MetLife, Inc | NO | |
| .0241 | MetLife | | 84-4913232 | | | | ML Armature Member, LLC | DE | NIA | Metropolitan Life Insurance Company | Management | | MetLife, Inc | NO | |
| .0241 | MetLife | | 81-0706365 | | | | Versant Health, Inc. | DE | NIA | MetLife, Inc. | Ownership | 100.000 | MetLife, Inc | NO | |
| .0241 | MetLife | | 81-0711451 | | | | Versant Health Holdco, Inc. | DE | NIA | Versant Health, Inc. | Ownership | 100.000 | MetLife, Inc | NO | |
| .0241 | MetLife | | 80-0769466 | | | | Versant Health Consolidations Corp. | DE | NIA | Versant Health Holdco, Inc. | Ownership | 100.000 | MetLife, Inc | NO | |
| .0241 | MetLife | | 82-3220801 | | | | WDV Acquisition Corp. | DE | NIA | Versant Health Consolidations Corp. | Ownership | 100.000 | MetLife, Inc | NO | |
| .0241 | MetLife | | 20-8963174 | | | | Superior Vision Holdings, Inc. | DE | NIA | Versant Health Consolidations Corp. | Ownership | 100.000 | MetLife, Inc | NO | |
| .0241 | MetLife | | 51-0418587 | | | | Block Vision Holdings Corporation | DE | NIA | Versant Health Consolidations Corp. | Ownership | 100.000 | MetLife, Inc | NO | |
| .0241 | MetLife | | 11-3051991 | | | | Davis Vision, Inc. | NY | NIA | WDV Acquisition Corp. | Ownership | 100.000 | MetLife, Inc | NO | |
| .0241 | MetLife | | 11-2958041 | | | | DavisVision IPA, Inc. | NY | NIA | Davis Vision, Inc. | Ownership | 100.000 | MetLife, Inc | NO | |
| .0241 | MetLife | | 84-1800280 | | | | Versant Health Lab, LLC | DE | NIA | Davis Vision, Inc. | Ownership | 100.000 | MetLife, Inc | NO | |
| .0241 | MetLife | | 46-5001007 | | | | Superior Procurement, Inc. | DE | NIA | Superior Vision Holdings, Inc. | Ownership | 100.000 | MetLife, Inc | NO | |
| .0241 | MetLife | | 13-3741352 | | | | Superior Vision Services, Inc. | DE | NIA | Superior Vision Holdings, Inc. | Ownership | 100.000 | MetLife, Inc | NO | |
| .0241 | MetLife | 60188 | 86-0757439 | | | | Superior Vision Insurance, Inc. | AZ | IA | Superior Vision Services, Inc. | Ownership | 100.000 | MetLife, Inc | NO | |

STATEMENT AS OF JUNE 30, 2023 OF THE Metropolitan General Insurance Company

SCHEDULE Y

PART 1A - DETAIL OF INSURANCE HOLDING COMPANY SYSTEM

| 1 | 2 | 3 | 4 | 5 | 6 | 7 | 8 | 9 | 10 | 11 | 12 | 13 | 14 | 15 | 16 |
|------------|------------|-------------------|------------|--------------|------------|--|--|-----------------------|-----------------------------------|--|--|--|--|--------------------------------------|----|
| Group Code | Group Name | NAIC Company Code | ID Number | Federal RSSD | CIK | Name of Securities Exchange if Publicly Traded (U.S. or International) | Names of Parent, Subsidiaries Or Affiliates | Domi-ciliary Location | Relation-ship to Reporting Entity | Directly Controlled by (Name of Entity/Person) | Type of Control (Ownership, Board, Management, Attorney-in-Fact, Influence, Other) | If Control is Ownership Provide Percentage | Ultimate Controlling Entity(ies)/Person(s) | Is an SCA Filing Re-quired? (Yes/No) | * |
| .0241 | MetLife | | 11-3391532 | | | | Vision Twenty-One Managed Eye Care IPA, Inc. | ..NY..... | ..NIA..... | Block Vision Holdings Corporation | Ownership..... | 100.000 | MetLife, Inc | ..NO..... | |
| .0241 | MetLife | 52005 | 39-1736329 | | | | Superior Vision Insurance Plan of Wisconsin, Inc. | ..WI..... | ..IA..... | Block Vision Holdings Corporation | Ownership..... | 100.000 | MetLife, Inc | ..NO..... | |
| .0241 | MetLife | | 59-2749609 | | | | Vision 21 Physician Practice Management Company | ..FL..... | ..NIA..... | Block Vision Holdings Corporation | Ownership..... | 100.000 | MetLife, Inc | ..NO..... | |
| .0241 | MetLife | | 22-2512390 | | | | Superior Vision Benefit Management, Inc. | ..NJ..... | ..NIA..... | Block Vision Holdings Corporation | Ownership..... | 100.000 | MetLife, Inc | ..NO..... | |
| .0241 | MetLife | | 59-3203060 | | | | Vision 21 Managed Eye Care of Tampa Bay, Inc. | ..FL..... | ..NIA..... | Superior Vision Benefit Management, Inc. | Ownership..... | 100.000 | MetLife, Inc | ..NO..... | |
| .0241 | MetLife | 95387 | 75-2631278 | | | | Block Vision of Texas, Inc. | ..TX..... | ..IA..... | Superior Vision Benefit Management, Inc. | Ownership..... | 100.000 | MetLife, Inc | ..NO..... | |
| .0241 | MetLife | | 22-3343185 | | | | UVC Independent Practice Association, Inc. | ..NY..... | ..NIA..... | Superior Vision Benefit Management, Inc. | Ownership..... | 100.000 | MetLife, Inc | ..NO..... | |
| .0241 | MetLife | | 52-1618385 | | | | MEC Health Care, Inc. | ..MD..... | ..NIA..... | Superior Vision Benefit Management, Inc. | Ownership..... | 100.000 | MetLife, Inc | ..NO..... | |
| .0241 | MetLife | 14189 | 20-5580363 | | | | Superior Vision of New Jersey, Inc. | ..NJ..... | ..IA..... | Superior Vision Benefit Management, Inc. | Ownership..... | 100.000 | MetLife, Inc | ..NO..... | |
| .0241 | MetLife | 97136 | 13-3114906 | 3219773 | | | Metropolitan Tower Life Insurance Company | ..NE..... | ..IA..... | MetLife, Inc. | Ownership..... | 100.000 | MetLife, Inc | ..NO..... | |
| .0241 | MetLife | | 38-4035918 | | | | MetLife Assignment Company, Inc (DE) | ..DE..... | ..NIA..... | Metropolitan Tower Life Insurance Company | Ownership..... | 100.000 | MetLife, Inc | ..YES..... | |
| .0241 | MetLife | | | | | | MTL HS Member LLC | ..DE..... | ..NIA..... | Metropolitan Tower Life Insurance Company | Ownership..... | 100.000 | MetLife, Inc | ..NO..... | |
| .0241 | MetLife | | | | | | MTL GV Owner LLC | ..DE..... | ..NIA..... | Metropolitan Tower Life Insurance Company | Ownership..... | 100.000 | MetLife, Inc | ..NO..... | |
| .0241 | MetLife | | 13-3114906 | | | | MTL Leasing, LLC | ..DE..... | ..NIA..... | Metropolitan Tower Life Insurance Company | Ownership..... | 100.000 | MetLife, Inc | ..NO..... | |
| .0241 | MetLife | | 52-1528581 | 3921834 | 0000727303 | | SafeGuard Health Enterprises, Inc. | ..DE..... | ..NIA..... | MetLife, Inc. | Ownership..... | 100.000 | MetLife, Inc | ..NO..... | |
| .0241 | MetLife | 14170 | 33-0733552 | | | | MetLife Health Plans, Inc. | ..NJ..... | ..IA..... | SafeGuard Health Enterprises, Inc. | Ownership..... | 100.000 | MetLife, Inc | ..NO..... | |
| .0241 | MetLife | | 95-2879515 | | | | SafeGuard Health Plans, Inc. (CA) | ..CA..... | ..IA..... | SafeGuard Health Enterprises, Inc. | Ownership..... | 100.000 | MetLife, Inc | ..NO..... | |
| .0241 | MetLife | 79014 | 33-0515751 | | | | SafeHealth Life Insurance Company | ..CA..... | ..IA..... | SafeGuard Health Enterprises, Inc. | Ownership..... | 100.000 | MetLife, Inc | ..NO..... | |
| .0241 | MetLife | 52009 | 65-0073323 | | | | SafeGuard Health Plans, Inc. (FL) | ..FL..... | ..IA..... | SafeGuard Health Enterprises, Inc. | Ownership..... | 100.000 | MetLife, Inc | ..NO..... | |
| .0241 | MetLife | 95051 | 75-2046497 | | | | SafeGuard Health Plans, Inc. (TX) | ..TX..... | ..IA..... | SafeGuard Health Enterprises, Inc. | Ownership..... | 100.000 | MetLife, Inc | ..NO..... | |
| .0241 | MetLife | 60690 | 98-0000065 | 4247326 | | | American Life Insurance Company | ..DE..... | ..IA..... | MetLife, Inc. | Ownership..... | 100.000 | MetLife, Inc | ..NO..... | |
| .0241 | MetLife | | | | | | BIDV MetLife Life Insurance Limited Liability Company | ..VNM..... | ..IA..... | American Life Insurance Company | Ownership..... | 60.610 | MetLife, Inc | ..NO..... | |
| .0241 | MetLife | | AA-1580066 | | | | MetLife Insurance K.K. (Japan) | ..JPN..... | ..IA..... | American Life Insurance Company | Ownership..... | 100.000 | MetLife, Inc | ..NO..... | |
| .0241 | MetLife | | | | | | Fortissimo Co., Ltd | ..JPN..... | ..IA..... | MetLife Insurance K.K. (Japan) | Ownership..... | 100.000 | MetLife, Inc | ..NO..... | |
| .0241 | MetLife | | | | | | MetLife Japan Water Tower Owner (Blocker) LLC | ..DE..... | ..IA..... | MetLife Insurance K.K. (Japan) | Ownership..... | 100.000 | MetLife, Inc | ..NO..... | |
| .0241 | MetLife | | 88-1313096 | | | | MetLife Japan Owner (Blocker) LLC | ..DE..... | ..IA..... | MetLife Insurance K.K. (Japan) | Ownership..... | 100.000 | MetLife, Inc | ..NO..... | |
| .0241 | MetLife | | 92-0658692 | | | | MetLife Global Holding Company I GmbH | ..DE..... | ..IA..... | MetLife Insurance K.K. (Japan) | Ownership..... | 100.000 | MetLife, Inc | ..NO..... | |
| .0241 | MetLife | | | 4250018 | | | MetLife Life Insurance Company (Egypt) International Technical and Advisory Services Limited | ..EGY..... | ..NIA..... | (Swiss) | Ownership..... | 84.125 | MetLife, Inc | ..NO..... | |
| .0241 | MetLife | | 51-0205283 | | | | Borderland Investments Limited (USA-Delaware) | ..DE..... | ..NIA..... | American Life Insurance Company | Ownership..... | 100.000 | MetLife, Inc | ..YES..... | |
| .0241 | MetLife | | 02-0649743 | | | | ALICO Hellas Single Member Limited Liability Company (Greece) | ..DE..... | ..NIA..... | American Life Insurance Company | Ownership..... | 100.000 | MetLife, Inc | ..YES..... | |
| .0241 | MetLife | | 13-3912049 | | | | ALICO Properties, Inc. (USA-Delaware) | ..GRC..... | ..NIA..... | Borderland Investments Limited (DE) | Ownership..... | 100.000 | MetLife, Inc | ..NO..... | |
| .0241 | MetLife | | 13-3919049 | | | | Global Properties, Inc. (USA-Delaware) | ..DE..... | ..NIA..... | American Life Insurance Company | Ownership..... | 51.000 | MetLife, Inc | ..YES..... | |
| .0241 | MetLife | | | | | | MetLife Global Holding Company I GmbH (Swiss) | ..DE..... | ..NIA..... | ALICO Properties, Inc. | Ownership..... | 100.000 | MetLife, Inc | ..NO..... | |
| .0241 | MetLife | | | | | | MetLife International Holdings, LLC | ..CHE..... | ..NIA..... | American Life Insurance Company | Ownership..... | 100.000 | MetLife, Inc | ..NO..... | |
| .0241 | MetLife | | 13-3759652 | 3166279 | | | MM Global Operations Support Center, S.A. de C.V. | ..DE..... | ..NIA..... | MetLife Global Holding Company II GmbH (Swiss) | Ownership..... | 100.000 | MetLife, Inc | ..NO..... | |
| .0241 | MetLife | | | 4240907 | | | MM Global Operations Support Center, S.A. de C.V. | ..MEX..... | ..NIA..... | MetLife Global Holding Company II GmbH (Swiss) | Ownership..... | 100.000 | MetLife, Inc | ..NO..... | |
| .0241 | MetLife | | | 4240907 | | | MM Global Operations Support Center, S.A. de C.V. | ..MEX..... | ..NIA..... | MetLife Global Holding Company I GmbH (Swiss) | Ownership..... | 0.000 | MetLife, Inc | ..NO..... | |

STATEMENT AS OF JUNE 30, 2023 OF THE Metropolitan General Insurance Company

SCHEDULE Y

PART 1A - DETAIL OF INSURANCE HOLDING COMPANY SYSTEM

| 1 | 2 | 3 | 4 | 5 | 6 | 7 | 8 | 9 | 10 | 11 | 12 | 13 | 14 | 15 | 16 |
|------------|------------|-------------------|------------|--------------|-----|--|--|-----------------------|-----------------------------------|--|--|--|--|--------------------------------------|----|
| Group Code | Group Name | NAIC Company Code | ID Number | Federal RSSD | CIK | Name of Securities Exchange if Publicly Traded (U.S. or International) | Names of Parent, Subsidiaries Or Affiliates | Domi-ciliary Location | Relation-ship to Reporting Entity | Directly Controlled by (Name of Entity/Person) | Type of Control (Ownership, Board, Management, Attorney-in-Fact, Influence, Other) | If Control is Ownership Provide Percentage | Ultimate Controlling Entity(ies)/Person(s) | Is an SCA Filing Re-quired? (Yes/No) | * |
| .0241 | MetLife | | | 4254995 | | | Fundacion MetLife Mexico, A.C. | .MEX | NIA | MM Global Operations Support Center, S.A. de C.V., S.A. de C.V. | Ownership | 100.000 | MetLife, Inc | NO | |
| .0241 | MetLife | | | | | | MetLife Asia Services Sdn. Bhd | .MYS | NIA | MetLife Global Holding Company II GmbH (Swiss) | Ownership | 100.000 | MetLife, Inc | NO | |
| .0241 | MetLife | | AA-1860015 | | | | MetLife Emeklilik ve Hayat A.S. (Turkey) | .TUR | IA | MetLife Global Holding Company II GmbH (Swiss) | Ownership | 99.980 | MetLife, Inc | NO | |
| .0241 | MetLife | | | 4250072 | | | PJSC MetLife (Ukraine) | .UKR | IA | MetLife Global Holding Company II GmbH (Swiss) | Ownership | 99.999 | MetLife, Inc | NO | |
| .0241 | MetLife | | | 4250072 | | | PJSC MetLife (Ukraine) | .UKR | IA | International Technical and Advisory Services Limited (DE) | Ownership | 0.001 | MetLife, Inc | NO | |
| .0241 | MetLife | | | 4250072 | | | PJSC MetLife (Ukraine) | .UKR | IA | Borderland Investments Limited (DE) | Ownership | 0.001 | MetLife, Inc | NO | |
| .0241 | MetLife | | | | | | MetLife Innovation Centre Limited | .IRL | NIA | MetLife Global Holding Company II GmbH (Swiss) | Ownership | 99.999 | MetLife, Inc | NO | |
| .0241 | MetLife | | | | | | MetLife Asset Management Corp. (Japan) | .JPN | NIA | ALICO Operations, LLC (DE) | Ownership | 100.000 | MetLife, Inc | NO | |
| .0241 | MetLife | | | 4251293 | | | MetLife Seguros S.A. (Uruguay) | .URY | IA | ALICO Operations, LLC (DE) | Ownership | 100.000 | MetLife, Inc | NO | |
| .0241 | MetLife | | | | | | MetLife Colombia Seguros de Vida S.A. (Columbia) | .COL | IA | MetLife Global Holding Company II GmbH (Swiss) | Ownership | 90.000 | MetLife, Inc | NO | |
| .0241 | MetLife | | | | | | MetLife Colombia Seguros de Vida S.A. (Columbia) | .COL | IA | MetLife Global Holding Company I GmbH (Swiss) | Ownership | 10.000 | MetLife, Inc | NO | |
| .0241 | MetLife | | | | | | MetLife Colombia Seguros de Vida S.A. (Columbia) | .COL | IA | International Technical and Advisory Services Limited (DE) | Ownership | | MetLife, Inc | NO | |
| .0241 | MetLife | | | | | | MetLife Colombia Seguros de Vida S.A. (Columbia) | .COL | IA | Borderland Investments Limited (DE) | Ownership | | MetLife, Inc | NO | |
| .0241 | MetLife | | | | | | MetLife Colombia Seguros de Vida S.A. (Columbia) | .COL | IA | Natiloportem Holdings, LLC | Ownership | | MetLife, Inc | NO | |
| .0241 | MetLife | | | 4254445 | | | MetLife Latin America Asesorias e Inversiones Limitada (Chile) | .CHL | NIA | MetLife Investment Management Holdings (Ireland) Limited (Ireland) | Ownership | 99.990 | MetLife, Inc | NO | |
| .0241 | MetLife | | | 4254445 | | | MetLife Latin America Asesorias e Inversiones Limitada (Chile) | .CHL | NIA | MetLife Global Holding Company II GmbH (Swiss) | Ownership | 0.010 | MetLife, Inc | NO | |
| .0241 | MetLife | | | | | | MetLife Investment Management Europe Limited (Ireland) | .IRL | NIA | MetLife Investment Management Holdings (Ireland) Limited (Ireland) | Ownership | 100.000 | MetLife, Inc | NO | |
| .0241 | MetLife | | | 4275534 | | | MetLife Investments Asia Limited (Hong Kong) | .HKG | NIA | MetLife Investment Management Holdings (Ireland) Limited (Ireland) | Ownership | 100.000 | MetLife, Inc | NO | |
| .0241 | MetLife | | | 4254427 | | | MetLife Investments Limited (UK) | .GBR | NIA | MetLife Investment Management Holdings (Ireland) Limited (Ireland) | Ownership | 100.000 | MetLife, Inc | NO | |
| .0241 | MetLife | | | | | | MetLife Investment Management Holdings (Ireland) Limited (Ireland) | .IRL | NIA | MetLife Global Holding Company II GmbH (Swiss) | Ownership | 100.000 | MetLife, Inc | NO | |
| .0241 | MetLife | | 30-0615846 | | | | ALICO Operations, LLC (DE) | .DE | NIA | MetLife Global Holding Company II GmbH (Swiss) | Ownership | 100.000 | MetLife, Inc | NO | |
| .0241 | MetLife | | | | | | MetLife Asia Holding Company Pte. Ltd. | .SGP | NIA | MetLife Global Holding Company II GmbH (Swiss) | Ownership | 100.000 | MetLife, Inc | NO | |
| .0241 | MetLife | | | | | | MetLife UK Limited | .GBR | NIA | MetLife Global Holding Company II GmbH (Swiss) | Ownership | 100.000 | MetLife, Inc | NO | |
| .0241 | MetLife | | | | | | Affirmative Investment Management Partners Ltd | .GBR | NIA | MetLife Investment Management Holdings (Ireland) Limited (Ireland) | Ownership | 100.000 | MetLife, Inc | NO | |
| .0241 | MetLife | | | | | | Affirmative Investment Management Australia Pty Ltd | .AUS | NIA | Affirmative Investment Management Partners Ltd | Ownership | 100.000 | MetLife, Inc | NO | |
| .0241 | MetLife | | | | | | Affirmative Investment Management Japan K.K. | .JPN | NIA | Affirmative Investment Management Partners Ltd | Ownership | 100.000 | MetLife, Inc | NO | |
| .0241 | MetLife | | 81-3596341 | | | | Affirmative Investment Management US Ltd | .NH | NIA | Affirmative Investment Management Partners Ltd | Ownership | 100.000 | MetLife, Inc | NO | |
| .0241 | MetLife | | | | | | MetLife Innovation Centre Pte. Ltd | .SGP | NIA | MetLife Asia Holding Company Pte. Ltd. | Ownership | 100.000 | MetLife, Inc | NO | |

STATEMENT AS OF JUNE 30, 2023 OF THE Metropolitan General Insurance Company

SCHEDULE Y

PART 1A - DETAIL OF INSURANCE HOLDING COMPANY SYSTEM

| 1 | 2 | 3 | 4 | 5 | 6 | 7 | 8 | 9 | 10 | 11 | 12 | 13 | 14 | 15 | 16 |
|------------|------------|-------------------|------------|--------------|-----|--|---|-----------------------|-----------------------------------|--|--|--|--|--------------------------------------|----|
| Group Code | Group Name | NAIC Company Code | ID Number | Federal RSSD | CIK | Name of Securities Exchange if Publicly Traded (U.S. or International) | Names of Parent, Subsidiaries Or Affiliates | Domi-ciliary Location | Relation-ship to Reporting Entity | Directly Controlled by (Name of Entity/Person) | Type of Control (Ownership, Board, Management, Attorney-in-Fact, Influence, Other) | If Control is Ownership Provide Percentage | Ultimate Controlling Entity(ies)/Person(s) | Is an SCA Filing Re-quired? (Yes/No) | * |
| .0241 | MetLife | | | | | | MetLife Reinsurance Company of Bermuda Ltd. | .BMU | IA | MetLife Global Holding Company II GmbH (Swiss) | Ownership | 100.000 | MetLife, Inc | NO | |
| .0241 | MetLife | | | | | | MetLife Investment Management Limited (UK) Closed Joint-stock Company Master-D (Russia) | .GBR | NIA | MetLife Global Holding Company II GmbH (Swiss) | Ownership | 100.000 | MetLife, Inc | NO | |
| .0241 | MetLife | | | 4249469 | | | MetLife Global Holding Company II GmbH (Swiss) | .RUS | NIA | MetLife Global Holding Company I GmbH (Swiss) | Ownership | 100.000 | MetLife, Inc | NO | |
| .0241 | MetLife | | | | | | MetLife Global Holding Company II GmbH (Swiss) | .CHE | NIA | MetLife Global Holding Company I GmbH (Swiss) | Ownership | 100.000 | MetLife, Inc | NO | |
| .0241 | MetLife | | 13-3953333 | 3166372 | | | Natiloportem Holdings, LLC | .DE | NIA | MetLife International Holdings, LLC | Ownership | 100.000 | MetLife, Inc | NO | |
| .0241 | MetLife | | | 3166402 | | | Excelencia Operativa y Tecnologica, S.A. de C.V. (Mexico) | .MEX | NIA | Natiloportem Holdings, LLC | Ownership | 99.900 | MetLife, Inc | NO | |
| .0241 | MetLife | | | 3166402 | | | Excelencia Operativa y Tecnologica, S.A. de C.V. (Mexico) | .MEX | NIA | MetLife Mexico Servicios, S.A. de C.V. | Ownership | 0.100 | MetLife, Inc | NO | |
| .0241 | MetLife | | | 3166318 | | | Metropolitan Life Seguros e Previdencia Privada S.A. (Brazil) | .BRA | IA | MetLife International Holdings, LLC | Ownership | 66.662 | MetLife, Inc | NO | |
| .0241 | MetLife | | | 3166318 | | | Metropolitan Life Seguros e Previdencia Privada S.A. (Brazil) | .BRA | IA | MetLife Worldwide Holdings, LLC | Ownership | 33.337 | MetLife, Inc | NO | |
| .0241 | MetLife | | | 3166318 | | | Metropolitan Life Seguros e Previdencia Privada S.A. (Brazil) | .BRA | IA | Natiloportem Holdings, LLC | Ownership | 0.001 | MetLife, Inc | NO | |
| .0241 | MetLife | | | | | | MetLife International Limited, LLC (DE) | .DE | NIA | MetLife International Holdings, LLC | Ownership | 100.000 | MetLife, Inc | NO | |
| .0241 | MetLife | | | | | | AmMetLife Insurance Berhad | .MYS | IA | MetLife International Holdings, LLC | Ownership | 50.000 | MetLife, Inc | NO | |
| .0241 | MetLife | | | | | | MAXIS GBN S.A.S. | .FRA | NIA | MetLife International Holdings, LLC | Ownership | 50.000 | MetLife, Inc | NO | |
| .0241 | MetLife | | | | | | MAXIS Services, LLC | .DE | NIA | MAXIS GBN S.A.S. | Ownership | 100.000 | MetLife, Inc | NO | |
| .0241 | MetLife | | | | | | MAXIS Insurance Brokerage Services, Inc. | .DE | NIA | MAXIS Services, LLC | Ownership | 100.000 | MetLife, Inc | NO | |
| .0241 | MetLife | | AA-5480033 | | | | AmMetLife Takaful Berhad | .MYS | IA | MetLife International Holdings, LLC | Ownership | 50.000 | MetLife, Inc | NO | |
| .0241 | MetLife | | | | | | MetLife Asia Limited (Hong Kong) | .HKG | NIA | MetLife International Holdings, LLC | Ownership | 100.000 | MetLife, Inc | NO | |
| .0241 | MetLife | | | 4195913 | | | MetLife Planos Odontologicos Ltda. (Brazil) | .BRA | IA | MetLife International Holdings, LLC | Ownership | 99.999 | MetLife, Inc | NO | |
| .0241 | MetLife | | | 4195913 | | | MetLife Planos Odontologicos Ltda. (Brazil) | .BRA | IA | Natiloportem Holdings, LLC | Ownership | 0.001 | MetLife, Inc | NO | |
| .0241 | MetLife | | | 2327738 | | | Compania Inversora MetLife S.A. (Argentina) | .ARG | NIA | MetLife International Holdings, LLC | Ownership | 95.460 | MetLife, Inc | NO | |
| .0241 | MetLife | | | 2327738 | | | Compania Inversora MetLife S.A. (Argentina) | .ARG | NIA | Natiloportem Holdings, LLC | Ownership | 4.540 | MetLife, Inc | NO | |
| .0241 | MetLife | | | 4247296 | | | MetLife Servicios S.A. (Argentina) | .ARG | NIA | Compania Inversora MetLife S.A. | Ownership | 19.120 | MetLife, Inc | NO | |
| .0241 | MetLife | | | 4247296 | | | MetLife Servicios S.A. (Argentina) | .ARG | NIA | Natiloportem Holdings, LLC | Ownership | 80.880 | MetLife, Inc | NO | |
| .0241 | MetLife | | 06-1597037 | 2985727 | | | MetLife Worldwide Holdings, LLC | .DE | NIA | MetLife International Holdings, LLC | Ownership | 100.000 | MetLife, Inc | NO | |
| .0241 | MetLife | | AA-5344102 | 3166411 | | | PNB MetLife India Insurance Company Limited | .IND | IA | MetLife International Holdings, LLC | Ownership | 46.873 | MetLife, Inc | NO | |
| .0241 | MetLife | | | 3373648 | | | MetLife Administradora de Fondos Multipatrocinaados Ltda. (Brazil) | .BRA | NIA | MetLife International Holdings, LLC | Ownership | 100.000 | MetLife, Inc | NO | |
| .0241 | MetLife | | | 3373648 | | | MetLife Administradora de Fondos Multipatrocinaados Ltda. (Brazil) | .BRA | NIA | Natiloportem Holdings, LLC | Ownership | 0.000 | MetLife, Inc | NO | |
| .0241 | MetLife | | | 4249311 | | | MetLife Mas, S.A. de C.V (Mexico) | .MEX | IA | MetLife International Holdings, LLC | Ownership | 100.000 | MetLife, Inc | NO | |
| .0241 | MetLife | | | 4249311 | | | MetLife Mas, S.A. de C.V (Mexico) | .MEX | IA | International Technical and Advisory Services Limited (DE) | Ownership | 0.000 | MetLife, Inc | NO | |
| .0241 | MetLife | | | 4189846 | | | MetLife Global Holdings Corporation S.A. de C.V. (Ireland) | .IRL | NIA | MetLife International Holdings, LLC | Ownership | 98.900 | MetLife, Inc | NO | |
| .0241 | MetLife | | | 4189846 | | | MetLife Global Holdings Corporation S.A. de C.V. (Ireland) | .IRL | NIA | MetLife International Limited, LLC | Ownership | 1.100 | MetLife, Inc | NO | |
| .0241 | MetLife | | | | | | Metropolitan Global Management, LLC (Ireland) | .IRL | NIA | MetLife Global Holdings Corporation S.A. de C.V. | Management | | MetLife, Inc | NO | |
| .0241 | MetLife | | 13-3047691 | | | | | .IRL | NIA | C.V. | | | MetLife, Inc | NO | |
| .0241 | MetLife | | AA-2730030 | 3165740 | | | MetLife Mexico Holding S. de R.L. de C.V. | .MEX | IA | Metropolitan Global Management, LLC | Ownership | 100.000 | MetLife, Inc | NO | |
| .0241 | MetLife | | AA-2730030 | 3165740 | | | MetLife Mexico Holding S. de R.L. de C.V. | .MEX | IA | MetLife International Holdings, LLC | Ownership | 0.000 | MetLife, Inc | NO | |
| .0241 | MetLife | | AA-2730030 | 3165740 | | | MetLife Mexico, S.A. de C.V. | .MEX | IA | MetLife Mexico Holdings, S. de R.L. de C.V. | Ownership | 99.050 | MetLife, Inc | NO | |

STATEMENT AS OF JUNE 30, 2023 OF THE Metropolitan General Insurance Company

SCHEDULE Y
PART 1A - DETAIL OF INSURANCE HOLDING COMPANY SYSTEM

| 1 | 2 | 3 | 4 | 5 | 6 | 7 | 8 | 9 | 10 | 11 | 12 | 13 | 14 | 15 | 16 |
|------------|------------|-------------------|------------|--------------|-----|--|---|-----------------------|-----------------------------------|--|--|--|--|--------------------------------------|----|
| Group Code | Group Name | NAIC Company Code | ID Number | Federal RSSD | CIK | Name of Securities Exchange if Publicly Traded (U.S. or International) | Names of Parent, Subsidiaries Or Affiliates | Domi-ciliary Location | Relation-ship to Reporting Entity | Directly Controlled by (Name of Entity/Person) | Type of Control (Ownership, Board, Management, Attorney-in-Fact, Influence, Other) | If Control is Ownership Provide Percentage | Ultimate Controlling Entity(ies)/Person(s) | Is an SCA Filing Re-quired? (Yes/No) | * |
| .0241 | MetLife | | AA-2730030 | 3165740 | | | MetLife Mexico, S.A. de C.V. ML Capacitacion Comercial S.A. de C.V. (Mexico) | .MEX | IA | MetLife International Holdings, LLC | Ownership | 0.950 | MetLife, Inc | NO | |
| .0241 | MetLife | | | 4241061 | | | ML Capacitacion Comercial S.A. de C.V. (Mexico) | .MEX | NIA | MetLife Mexico, S.A. de C.V. | Ownership | 99.000 | MetLife, Inc | NO | |
| .0241 | MetLife | | | 4241061 | | | ML Capacitacion Comercial S.A. de C.V. (Mexico) | .MEX | NIA | MetLife Mexico Servicios, S.A. de C.V. MetLife Mexico Holdings, S. de R.L. de C.V. | Ownership | 1.000 | MetLife, Inc | NO | |
| .0241 | MetLife | | | 3165795 | | | MetLife Pensiones Mexico S.A. | .MEX | IA | MetLife Pensiones Mexico S.A. | Ownership | 97.513 | MetLife, Inc | NO | |
| .0241 | MetLife | | | 3165795 | | | MetLife Pensiones Mexico S.A. | .MEX | IA | MetLife International Holdings, LLC | Ownership | 2.488 | MetLife, Inc | NO | |
| .0241 | MetLife | | | 3267390 | | | MetLife Mexico Servicios S.A. de C.V. | .MEX | NIA | MetLife Mexico Holdings, S. de R.L. de C.V. | Ownership | 98.000 | MetLife, Inc | NO | |
| .0241 | MetLife | | | 3267390 | | | MetLife Mexico Servicios S.A. de C.V. | .MEX | NIA | MetLife International Holdings, LLC | Ownership | 2.000 | MetLife, Inc | NO | |
| .0241 | MetLife | | AA-5420018 | 3166288 | | | MetLife Insurance Company of Korea, Ltd | .KOR | IA | Metropolitan Global Management , LLC | Ownership | 100.000 | MetLife, Inc | NO | |
| .0241 | MetLife | | | | | | MetLife Financial Services, Co., Ltd. (South Korea) | .KOR | NIA | MetLife Insurance Company of Korea, Limited | Ownership | 100.000 | MetLife, Inc | NO | |
| .0241 | MetLife | | | 4200880 | | | MetLife Ireland Treasury d.a.c. | .IRL | NIA | MetLife Global Holdings Corporation S.A. de C.V. | Ownership | 100.000 | MetLife, Inc | NO | |
| .0241 | MetLife | | AA-1930041 | 1173714 | | | MetLife Insurance Limited (Australia) | .AUS | IA | MetLife Ireland Treasury d.a.c. | Ownership | 91.165 | MetLife, Inc | NO | |
| .0241 | MetLife | | AA-1930041 | 1173714 | | | MetLife Insurance Limited (Australia) | .AUS | IA | MetLife Global Holdings Corporation S.A. de C.V. | Ownership | 8.835 | MetLife, Inc | NO | |
| .0241 | MetLife | | | 4239358 | | | MetLife Investments Pty Limited (Australia) | .AUS | NIA | MetLife Insurance Limited (Australia) | Ownership | 100.000 | MetLife, Inc | NO | |
| .0241 | MetLife | | | | | | MetLife Services Pty Limited | .AUS | NIA | MetLife Insurance Limited (Australia) | Ownership | 100.000 | MetLife, Inc | NO | |
| .0241 | MetLife | | | 4239367 | | | MetLife Insurance and Investment Trust (Australia) | .AUS | NIA | MetLife Investments PTY Limited | Ownership | 100.000 | MetLife, Inc | NO | |
| .0241 | MetLife | | | 1173732 | | | MetLife General Insurance Limited (Australia) | .AUS | IA | MetLife Ireland Treasury d.a.c. | Ownership | 100.000 | MetLife, Inc | NO | |
| .0241 | MetLife | | | | | | MetLife EU Holding Company Limited (Ireland) | .IRL | NIA | MetLife Global Holding Company II GmbH (Swiss) | Ownership | 100.000 | MetLife, Inc | NO | |
| .0241 | MetLife | | AA-1780108 | | | | MetLife Europe d.a.c. | .IRL | IA | MetLife EU Holding Company Limited (Ireland) | Ownership | 100.000 | MetLife, Inc | NO | |
| .0241 | MetLife | | | | | | MetLife Services EOOD (Bulgaria) | .BGR | NIA | MetLife EU Holding Company Limited (Ireland) | Ownership | 100.000 | MetLife, Inc | NO | |
| .0241 | MetLife | | | | | | MetLife Pension Trustees Limited (UK) | .GBR | IA | MetLife Europe d.a.c. | Ownership | 100.000 | MetLife, Inc | NO | |
| .0241 | MetLife | | | 4258407 | | | MetLife Solutions S.A.S. (France) | .FRA | NIA | MetLife EU Holding Company Limited (Ireland) | Ownership | 100.000 | MetLife, Inc | NO | |
| .0241 | MetLife | | | 4255246 | | | Metropolitan Life Societate de Administrare a unui Fond de Pensii Administrat Privat S.A. (Romania) | .ROU | IA | MetLife EU Holding Company Limited (Ireland) | Ownership | 99.990 | MetLife, Inc | NO | |
| .0241 | MetLife | | | 4255246 | | | Metropolitan Life Societate de Administrare a unui Fond de Pensii Administrat Privat S.A. (Romania) | .ROU | IA | MetLife Services Sp. z o.o | Ownership | 0.010 | MetLife, Inc | NO | |
| .0241 | MetLife | | | | | | MetLife Services Cyprus Ltd. | .CYP | NIA | MetLife EU Holding Company Limited (Ireland) | Ownership | 100.000 | MetLife, Inc | NO | |
| .0241 | MetLife | | | 4258331 | | | Agenvita S.r.l. (Italy) | .ITA | IA | MetLife EU Holding Company Limited (Ireland) | Ownership | 100.000 | MetLife, Inc | NO | |
| .0241 | MetLife | | | | | | MetLife Services, Sociedad Limitada (Spain) | .ESP | NIA | MetLife EU Holding Company Limited (Ireland) | Ownership | 100.000 | MetLife, Inc | NO | |
| .0241 | MetLife | | | | | | MetLife Europe Insurance d.a.c | .IRL | IA | MetLife EU Holding Company Limited (Ireland) | Ownership | 100.000 | MetLife, Inc | NO | |
| .0241 | MetLife | | | 4189864 | | | MetLife Europe Services Limited (Ireland) | .IRL | NIA | MetLife EU Holding Company Limited (Ireland) | Ownership | 100.000 | MetLife, Inc | NO | |
| .0241 | MetLife | | | 3077272 | | | MetLife Chile Inversiones Limitada | .CHL | NIA | MetLife, Inc | Ownership | 72.351 | MetLife, Inc | NO | |
| .0241 | MetLife | | | 3077272 | | | MetLife Chile Inversiones Limitada | .CHL | NIA | Inversiones MetLife Holdco Dos Limitada | Ownership | 2.767 | MetLife, Inc | NO | |

STATEMENT AS OF JUNE 30, 2023 OF THE Metropolitan General Insurance Company

SCHEDULE Y
PART 1A - DETAIL OF INSURANCE HOLDING COMPANY SYSTEM

| 1 | 2 | 3 | 4 | 5 | 6 | 7 | 8 | 9 | 10 | 11 | 12 | 13 | 14 | 15 | 16 |
|------------|------------|-------------------|------------|--------------|-----|--|---|----------------------|----------------------------------|--|--|--|--|-------------------------------------|----|
| Group Code | Group Name | NAIC Company Code | ID Number | Federal RSSD | CIK | Name of Securities Exchange if Publicly Traded (U.S. or International) | Names of Parent, Subsidiaries Or Affiliates | Domiciliary Location | Relationship to Reporting Entity | Directly Controlled by (Name of Entity/Person) | Type of Control (Ownership, Board, Management, Attorney-in-Fact, Influence, Other) | If Control is Ownership Provide Percentage | Ultimate Controlling Entity(ies)/Person(s) | Is an SCA Filing Required? (Yes/No) | * |
| .0241 | MetLife | | | 3077272 | | | MetLife Chile Inversiones Limitada | .CHL | NIA | Natiloportem Holdings, LLC | Ownership | 0.000 | MetLife, Inc | NO | |
| .0241 | MetLife | | | 3077272 | | | MetLife Chile Inversiones Limitada | .CHL | NIA | American Life Insurance Company | Ownership | 24.882 | MetLife, Inc | NO | |
| .0241 | MetLife | | AA-2280000 | 3179774 | | | MetLife Chile Seguros de Vida S.A. | .CHL | IA | MetLife Chile Inversiones Limitada | Ownership | 99.997 | MetLife, Inc | NO | |
| .0241 | MetLife | | AA-2280000 | 3179774 | | | MetLife Chile Seguros de Vida S.A. | .CHL | IA | International Technical and Advisory Services Limited (DE) | Ownership | 0.003 | MetLife, Inc | NO | |
| .0241 | MetLife | | | | | | Inversiones MetLife Holdco Tres Limitada (Chile) | .CHL | NIA | MetLife Chile Inversiones Limitada | Ownership | 97.130 | MetLife, Inc | NO | |
| .0241 | MetLife | | | | | | Inversiones MetLife Holdco Tres Limitada (Chile) | .CHL | NIA | Inversiones MetLife Holdco Dos Limitada | Ownership | 2.870 | MetLife, Inc | NO | |
| .0241 | MetLife | | | | | Santiago Stock Exchange (SSE) | AFP Provida S.A. (Chile) | .CHL | NIA | MetLife Chile Inversiones Limitada | Ownership | 10.922 | MetLife, Inc | NO | |
| .0241 | MetLife | | | | | Santiago Stock Exchange (SSE) | AFP Provida S.A. (Chile) | .CHL | NIA | Inversiones MetLife Holdco Tres Limitada | Ownership | 42.382 | MetLife, Inc | NO | |
| .0241 | MetLife | | | | | Santiago Stock Exchange (SSE) | AFP Provida S.A. (Chile) | .CHL | NIA | Inversiones MetLife Holdco Dos Limitada | Ownership | 42.382 | MetLife, Inc | NO | |
| .0241 | MetLife | | | 4255282 | | | MetLife Chile Administradora de Mutuos Hipotecarios S.A. | .CHL | NIA | MetLife Chile Seguros de Vida S.A. | Ownership | 99.900 | MetLife, Inc | NO | |
| .0241 | MetLife | | | 4255282 | | | MetLife Chile Administradora de Mutuos Hipotecarios S.A. | .CHL | NIA | MetLife Chile Inversiones Limitada | Ownership | 0.100 | MetLife, Inc | NO | |
| .0241 | MetLife | | | | | | Provida Internacional S.A. (Chile) | .CHL | NIA | AFP Provida S.A. | Ownership | 99.990 | MetLife, Inc | NO | |
| .0241 | MetLife | | | | | | Provida Internacional S.A. (Chile) | .CHL | NIA | MetLife Chile Inversiones Limitada | Ownership | 0.010 | MetLife, Inc | NO | |
| .0241 | MetLife | | | | | | AFP Genesis Administradora de Fondos y Fidecomisos S.A. (Ecuador) | .ECU | NIA | Provida Internacional S.A. | Ownership | 99.900 | MetLife, Inc | NO | |
| .0241 | MetLife | | | | | | AFP Genesis Administradora de Fondos y Fidecomisos S.A. (Ecuador) | .ECU | NIA | MetLife Chile Inversiones Limitada | Ownership | 0.100 | MetLife, Inc | NO | |
| .0241 | MetLife | | | | | | MetLife Chile Seguros Generales S.A. (Chile) | .CHL | IA | MetLife Chile Inversiones Limitada | Ownership | 99.990 | MetLife, Inc | NO | |
| .0241 | MetLife | | | | | | MetLife Chile Seguros Generales S.A. (Chile) | .CHL | IA | Inversiones MetLife Holdco Dos Limitada | Ownership | 0.010 | MetLife, Inc | NO | |
| .0241 | MetLife | | 82-2405817 | | | | MetLife Investment Management Holdings, LLC | .DE | NIA | MetLife, Inc | Ownership | 100.000 | MetLife, Inc | NO | |
| .0241 | MetLife | | 82-3238385 | | | | MetLife Real Estate Lending LLC | .DE | NIA | MetLife Investment Management Holdings, LLC | Ownership | 100.000 | MetLife, Inc | NO | |
| .0241 | MetLife | | 82-2405817 | | | | ML Venture 1 Servicer, LLC | .DE | NIA | MetLife Investment Management Holdings, LLC | Ownership | 100.000 | MetLife, Inc | NO | |
| .0241 | MetLife | | | | | | ML Venture 1 Manager, S. de R.L. de C.V. (Mexico) | .MEX | NIA | MetLife Investment Management Holdings, LLC | Ownership | 99.900 | MetLife, Inc | NO | |
| .0241 | MetLife | | | | | | ML Venture 1 Manager, S. de R.L. de C.V. (Mexico) | .MEX | NIA | MetLife Investment Management Holdings (Ireland) Limited (Ireland) | Ownership | 0.100 | MetLife, Inc | NO | |
| .0241 | MetLife | | | | | | MetLife Investment Management, LLC | .DE | NIA | MetLife Investment Management Holdings, LLC | Ownership | 100.000 | MetLife, Inc | NO | |
| .0241 | MetLife | | | | | | Raven Capital Management, LLC | .DE | NIA | | Ownership | 100.000 | MetLife, Inc | NO | |
| .0241 | MetLife | | 38-3853223 | | | | MIM I LLC | .PA | NIA | MetLife Investment Management, LLC | Ownership | 100.000 | MetLife, Inc | NO | |
| .0241 | MetLife | | | | | | MLIA SBAF Manager, LLC (DE) | .DE | NIA | MetLife Investment Management, LLC | Ownership | 100.000 | MetLife, Inc | NO | |
| .0241 | MetLife | | 82-2405817 | | | | MLIA SBAF Colony Manager, LLC (DE) | .DE | NIA | MetLife Investment Management, LLC | Ownership | 100.000 | MetLife, Inc | NO | |
| .0241 | MetLife | | 87-1640780 | | | | MetLife MIPD II Special, LLC | .DE | NIA | MetLife Investment Management, LLC | Ownership | 100.000 | MetLife, Inc | NO | |
| .0241 | MetLife | | | | | | MLIA Manager I, LLC (DE) | .DE | NIA | MetLife Investment Management, LLC | Ownership | 100.000 | MetLife, Inc | NO | |
| .0241 | MetLife | | | | | | MIM Campus at SGV Manager, LLC | .DE | NIA | MetLife Investment Management, LLC | Ownership | 100.000 | MetLife, Inc | NO | |
| .0241 | MetLife | | | | | | 1350 Eye Street Manager LLC | .DE | NIA | MetLife Investment Management, LLC | Ownership | 100.000 | MetLife, Inc | NO | |
| .0241 | MetLife | | | | | | ML Bellevue Manager, LLC | .DE | NIA | MetLife Investment Management, LLC | Ownership | 100.000 | MetLife, Inc | NO | |
| .0241 | MetLife | | 13-4075851 | | | | ML-URS Port Chester SC Manager, LLC | .DE | NIA | MetLife Investment Management, LLC | Ownership | 100.000 | MetLife, Inc | NO | |

STATEMENT AS OF JUNE 30, 2023 OF THE Metropolitan General Insurance Company

SCHEDULE Y
PART 1A - DETAIL OF INSURANCE HOLDING COMPANY SYSTEM

| 1 | 2 | 3 | 4 | 5 | 6 | 7 | 8 | 9 | 10 | 11 | 12 | 13 | 14 | 15 | 16 |
|------------|------------|-------------------|------------|--------------|-----|--|--|-----------------------|-----------------------------------|--|--|--|--|--------------------------------------|----|
| Group Code | Group Name | NAIC Company Code | ID Number | Federal RSSD | CIK | Name of Securities Exchange if Publicly Traded (U.S. or International) | Names of Parent, Subsidiaries Or Affiliates | Domi-ciliary Location | Relation-ship to Reporting Entity | Directly Controlled by (Name of Entity/Person) | Type of Control (Ownership, Board, Management, Attorney-in-Fact, Influence, Other) | If Control is Ownership Provide Percentage | Ultimate Controlling Entity(ies)/Person(s) | Is an SCA Filing Re-quired? (Yes/No) | * |
| .0241 | MetLife | | | | | | Hampden Square Manager LLC | DE | NIA | MetLife Investment Management, LLC | Ownership | 100.000 | MetLife, Inc | NO | |
| .0241 | MetLife | | | | | | ML Terminal 106 Manager, LLC | DE | NIA | MetLife Investment Management, LLC | Ownership | 100.000 | MetLife, Inc | NO | |
| .0241 | MetLife | | 82-2405817 | | | | MIM Steel House Manager, LLC | DE | NIA | MetLife Investment Management, LLC | Ownership | 100.000 | MetLife, Inc | NO | |
| .0241 | MetLife | | | | | | MetLife Core Property Fund GP, LLC | DE | NIA | MetLife Investment Management, LLC | Ownership | 100.000 | MetLife, Inc | NO | |
| .0241 | MetLife | | | | | | MetLife Strategic Hotel Debt Fund GP, LLC | DE | NIA | MetLife Investment Management, LLC | Ownership | 100.000 | MetLife, Inc | NO | |
| .0241 | MetLife | | | | | | MetLife Strategic Hotel Debt Fund LP | DE | NIA | MetLife Strategic Hotel Debt Fund GP, LLC | Management | | MetLife, Inc | NO | |
| .0241 | MetLife | | | | | | MetLife Strategic Hotel Originator, LLC | DE | NIA | MetLife Strategic Hotel Debt Fund LP, LLC | Ownership | 100.000 | MetLife, Inc | NO | |
| .0241 | MetLife | | | | | | MSHDF Holdco I, LLC | DE | NIA | MetLife Strategic Hotel Originator, LLC | Ownership | 100.000 | MetLife, Inc | NO | |
| .0241 | MetLife | | 87-1480804 | | | | MSHDF Holdco II, LLC | DE | NIA | MetLife Strategic Hotel Originator, LLC | Ownership | 100.000 | MetLife, Inc | NO | |
| .0241 | MetLife | | 87-4795859 | | | | MetLife Investment Private Equity Partners Ultimate GP, L.L.C. | DE | NIA | MetLife Investment Management, LLC | Ownership | 100.000 | MetLife, Inc | NO | |
| .0241 | MetLife | | | | | | MetLife Investment Private Equity Partners GP, L.P. | DE | NIA | MetLife Investment Private Equity Partners Ultimate GP, L.L.C. | Management | | MetLife, Inc | NO | |
| .0241 | MetLife | | | | | | MetLife Investment Private Equity Partners, L.P. | DE | NIA | MetLife Investment Private Equity Partners GP, L.P. | Management | | MetLife, Inc | NO | |
| .0241 | MetLife | | | | | | MetLife Investment Private Equity Partners (Feeder), L.P. | CYM | NIA | MetLife Investment Private Equity Partners GP, L.P. | Management | | MetLife, Inc | NO | |
| .0241 | MetLife | | 86-3778918 | | | | MIM CM Syndicator LLC | DE | NIA | MetLife Investment Management, LLC | Ownership | 100.000 | MetLife, Inc | YES | |
| .0241 | MetLife | | | | | | MetLife Loan Asset Management, LLC | DE | NIA | MetLife Investment Management, LLC | Ownership | 100.000 | MetLife, Inc | NO | |
| .0241 | MetLife | | 82-2405817 | | | | MLIA Park Tower Manager, LLC | DE | NIA | MetLife Investment Management, LLC | Ownership | 100.000 | MetLife, Inc | NO | |
| .0241 | MetLife | | 46-4140926 | | | | MIM Property Management, LLC | DE | NIA | MetLife Investment Management, LLC | Ownership | 100.000 | MetLife, Inc | NO | |
| .0241 | MetLife | | | | | | MIM MetWest International Manager, LLC | DE | NIA | MetLife Investment Management, LLC | Ownership | 100.000 | MetLife, Inc | NO | |
| .0241 | MetLife | | | | | | MIM ML-AI Venture 5 Manager, LLC | DE | NIA | MetLife Investment Management, LLC | Ownership | 100.000 | MetLife, Inc | NO | |
| .0241 | MetLife | | | | | | MIM Clal General Partner, LLC | DE | NIA | MetLife Investment Management, LLC | Ownership | 100.000 | MetLife, Inc | NO | |
| .0241 | MetLife | | | | | | MetLife 425 MKT Manager, LLC | DE | NIA | MetLife Investment Management, LLC | Ownership | 100.000 | MetLife, Inc | NO | |
| .0241 | MetLife | | | | | | MIM Rincon Manager, LLC | DE | NIA | MetLife Investment Management, LLC | Ownership | 100.000 | MetLife, Inc | NO | |
| .0241 | MetLife | | | | | | MIM Property Management of Georgia 1, LLC | DE | NIA | MIM Property Management, LLC | Ownership | 100.000 | MetLife, Inc | NO | |
| .0241 | MetLife | | | | | | MetLife Enhanced Core Property Fund GP, LLC | DE | NIA | MetLife Investment Management, LLC | Ownership | 100.000 | MetLife, Inc | NO | |
| .0241 | MetLife | | 86-3763031 | | | | MetLife Enhanced Core Property Fund, LP | DE | NIA | MetLife Enhanced Core Property Fund GP, LLC | Management | | MetLife, Inc | NO | |
| .0241 | MetLife | | 86-3775579 | | | | MetLife Enhanced Core Property REIT, LLC | DE | NIA | MetLife Enhanced Core Property Fund, LP | Ownership | 99.900 | MetLife, Inc | NO | |
| .0241 | MetLife | | | | | | MetLife Enhanced Core Property Holdings, LLC | DE | NIA | MetLife Enhanced Core Property REIT, LLC | Ownership | 100.000 | MetLife, Inc | NO | |
| .0241 | MetLife | | | | | | MEC Burlington Woods Biocenter, LLC | DE | NIA | MetLife Enhanced Core Property Holdings, LLC | Ownership | 100.000 | MetLife, Inc | NO | |
| .0241 | MetLife | | | | | | MEC Fillmore Cherry Creek, LLC | DE | NIA | MetLife Enhanced Core Property Holdings, LLC | Ownership | 100.000 | MetLife, Inc | NO | |
| .0241 | MetLife | | | | | | MEC MA Property REIT, LLC | DE | NIA | MetLife Enhanced Core Property Holdings, LLC | Ownership | 100.000 | MetLife, Inc | NO | |
| .0241 | MetLife | | | | | | MEC Patriot Park 5, LLC | DE | NIA | MetLife Enhanced Core Property Holdings, LLC | Ownership | 100.000 | MetLife, Inc | NO | |
| .0241 | MetLife | | | | | | MEC Property Management, LLC | DE | NIA | MetLife Enhanced Core Property Holdings, LLC | Ownership | 100.000 | MetLife, Inc | NO | |
| .0241 | MetLife | | | | | | MEC 7001 Arlington, LLC | DE | NIA | MetLife Enhanced Core Property Holdings, LLC | Ownership | 100.000 | MetLife, Inc | NO | |
| .0241 | MetLife | | | | | | MEC Salt Lake City Hotel Owner, LLC | DE | NIA | MetLife Enhanced Core Property Holdings, LLC | Ownership | 100.000 | MetLife, Inc | NO | |
| .0241 | MetLife | | | | | | MEC 83 Happy Valley Member, LLC | DE | NIA | MetLife Enhanced Core Property Holdings, LLC | Ownership | 100.000 | MetLife, Inc | NO | |

STATEMENT AS OF JUNE 30, 2023 OF THE Metropolitan General Insurance Company

SCHEDULE Y
PART 1A - DETAIL OF INSURANCE HOLDING COMPANY SYSTEM

| 1 | 2 | 3 | 4 | 5 | 6 | 7 | 8 | 9 | 10 | 11 | 12 | 13 | 14 | 15 | 16 |
|------------|------------|-------------------|------------|--------------|-----|--|---|-----------------------|-----------------------------------|--|--|--|--|--------------------------------------|----|
| Group Code | Group Name | NAIC Company Code | ID Number | Federal RSSD | CIK | Name of Securities Exchange if Publicly Traded (U.S. or International) | Names of Parent, Subsidiaries Or Affiliates | Domi-ciliary Location | Relation-ship to Reporting Entity | Directly Controlled by (Name of Entity/Person) | Type of Control (Ownership, Board, Management, Attorney-in-Fact, Influence, Other) | If Control is Ownership Provide Percentage | Ultimate Controlling Entity(ies)/Person(s) | Is an SCA Filing Re-quired? (Yes/No) | * |
| .0241 | MetLife | | | | | | MEC Rivard Road Member, LLC | DE | NIA | MetLife Enhanced Core Property Holdings, LLC | Ownership | 100.000 | MetLife, Inc | NO | |
| .0241 | MetLife | | | | | | MEC Heritage Creekside Owner, LLC | DE | NIA | MetLife Enhanced Core Property Holdings, LLC | Ownership | 100.000 | MetLife, Inc | NO | |
| .0241 | MetLife | | | | | | MEC Whiteland Logistics, LLC | DE | NIA | MetLife Enhanced Core Property Holdings, LLC | Ownership | 100.000 | MetLife, Inc | NO | |
| .0241 | MetLife | | | | | | MetLife Enhanced Core TRS, LLC | DE | NIA | MetLife Enhanced Core Property Holdings, LLC | Ownership | 100.000 | MetLife, Inc | NO | |
| .0241 | MetLife | | | | | | MEC The Overlook LLC | DE | NIA | MetLife Enhanced Core Property Holdings, LLC | Ownership | 100.000 | MetLife, Inc | NO | |
| .0241 | MetLife | | | | | | MEC Salt Lake City TRS Lessee, LLC | DE | NIA | MetLife Enhanced Core TRS, LLC | Ownership | 100.000 | MetLife, Inc | NO | |
| .0241 | MetLife | | | | | | MetLife Middle Market Private Debt Parallel GP, LLC (DE) | DE | NIA | MetLife Investment Management, LLC | Ownership | 100.000 | MetLife, Inc | NO | |
| .0241 | MetLife | | | | | | MetLife Middle Market Private Debt Parallel Fund, LP | CYM | NIA | MetLife Middle Market Private Debt Parallel GP, LLC (DE) | Management | | MetLife, Inc | NO | |
| .0241 | MetLife | | | | | | MetLife Japan US Equity Fund LP | DE | NIA | MetLife Japan US Equity Fund GP LLC | Management | | MetLife, Inc | NO | |
| .0241 | MetLife | | 84-5131590 | | | | MREF 425 MKT, LLC | DE | NIA | MetLife Japan US Equity Fund LP | Ownership | 100.000 | MetLife, Inc | NO | |
| .0241 | MetLife | | 81-3382498 | | | | MetLife ConSquare Member, LLC | DE | NIA | MetLife Japan US Equity Fund LP | Ownership | 100.000 | MetLife, Inc | NO | |
| .0241 | MetLife | | | | | | MetLife Japan Water Tower GP LLC | DE | NIA | MetLife Investment Management, LLC | Ownership | 100.000 | MetLife, Inc | NO | |
| .0241 | MetLife | | | | | | MetLife Japan Water Tower Fund LP | DE | NIA | MetLife Japan Water Tower GP LLC | Management | | MetLife, Inc | NO | |
| .0241 | MetLife | | | | | | Water Tower Manager LLC | DE | NIA | MetLife Investment Management, LLC | Ownership | 100.000 | MetLife, Inc | NO | |
| .0241 | MetLife | | | | | | MetLife Japan GV GP LLC | DE | NIA | MetLife Investment Management, LLC | Ownership | 100.000 | MetLife, Inc | NO | |
| .0241 | MetLife | | 88-4155515 | | | | MetLife Japan GHV (Hotel) Fund LP | DE | NIA | MetLife Japan GV GP LLC | Management | | MetLife, Inc | NO | |
| .0241 | MetLife | | 92-0621385 | | | | MetLife Japan GMV (Mall) Fund LP | DE | NIA | MetLife Japan GV GP LLC | Management | | MetLife, Inc | NO | |
| .0241 | MetLife | | | | | | GV Venture Manager LLC | DE | NIA | MetLife Investment Management, LLC | Ownership | 100.000 | MetLife, Inc | NO | |
| .0241 | MetLife | | | | | | MMIP Manager, LLC | DE | NIA | MetLife Investment Management, LLC | Ownership | 100.000 | MetLife, Inc | NO | |
| .0241 | MetLife | | | | | | MIM Rausch Creek Logistics Center Manager I, LLC | DE | NIA | MetLife Investment Management, LLC | Ownership | 100.000 | MetLife, Inc | NO | |
| .0241 | MetLife | | | | | | MIM Rausch Creek Logistics Center Manager II, LLC | DE | NIA | MetLife Investment Management, LLC | Ownership | 100.000 | MetLife, Inc | NO | |
| .0241 | MetLife | | | | | | MIM Cooperative Manager, LLC | DE | NIA | MetLife Investment Management, LLC | Ownership | 100.000 | MetLife, Inc | NO | |
| .0241 | MetLife | | 26-0333595 | | | | MIM EMD GP, LLC | DE | NIA | MetLife Investment Management, LLC | Ownership | 100.000 | MetLife, Inc | NO | |
| .0241 | MetLife | | 85-4233349 | | | | MetLife Emerging Market Debt Blend Fund (Insurance Rated), L.P. | DE | NIA | MIM EMD GP, LLC | Management | | MetLife, Inc | NO | |
| .0241 | MetLife | | 82-2405817 | | | | MIM OMD Manager, LLC | DE | NIA | MetLife Investment Management, LLC | Ownership | 100.000 | MetLife, Inc | NO | |
| .0241 | MetLife | | | | | | MetLife Middle Market Private Debt GP, LLC (DE) | DE | NIA | MetLife Investment Management, LLC | Ownership | 100.000 | MetLife, Inc | NO | |
| .0241 | MetLife | | | | | | MetLife Middle Market Private Debt Fund, LP (DE) | DE | NIA | MetLife Middle Market Private Debt GP, LLC (DE) | Management | | MetLife, Inc | NO | |
| .0241 | MetLife | | 87-1613098 | | | | MetLife Middle Market Private Debt GP II, LLC | DE | NIA | MetLife Investment Management, LLC | Ownership | 100.000 | MetLife, Inc | NO | |
| .0241 | MetLife | | 87-1583660 | | | | MetLife Middle Market Private Debt Fund II, LP | DE | NIA | MetLife Middle Market Private Debt GP II, LLC | Management | | MetLife, Inc | NO | |
| .0241 | MetLife | | | | | | MIM Alder Avenue Industrial Manager, LLC | DE | NIA | MetLife Investment Management, LLC | Ownership | 100.000 | MetLife, Inc | NO | |
| .0241 | MetLife | | | | | | MIM Valley Boulevard Industrial Manager, LLC | DE | NIA | MetLife Investment Management, LLC | Ownership | 100.000 | MetLife, Inc | NO | |
| .0241 | MetLife | | | | | | MIM Intersect Manager, LLC | DE | NIA | MetLife Investment Management, LLC | Ownership | 100.000 | MetLife, Inc | NO | |
| .0241 | MetLife | | 87-1183667 | | | | MIM LS GP, LLC | DE | NIA | MetLife Investment Management, LLC | Ownership | 100.000 | MetLife, Inc | NO | |
| .0241 | MetLife | | 87-1155640 | | | | MetLife Long Short Credit Fund, LP | DE | NIA | MIM LS GP, LLC | Management | | MetLife, Inc | NO | |
| .0241 | MetLife | | 87-1140307 | | | | MetLife Long Short Credit Master Fund, LP | DE | NIA | MIM LS GP, LLC | Management | | MetLife, Inc | NO | |
| .0241 | MetLife | | 98-1607864 | | | | MetLife Long Short Credit Parallel Fund, LP | CYM | NIA | MIM LS GP, LLC | Management | | MetLife, Inc | NO | |

12.10

STATEMENT AS OF JUNE 30, 2023 OF THE Metropolitan General Insurance Company

SCHEDULE Y
PART 1A - DETAIL OF INSURANCE HOLDING COMPANY SYSTEM

| 1 | 2 | 3 | 4 | 5 | 6 | 7 | 8 | 9 | 10 | 11 | 12 | 13 | 14 | 15 | 16 |
|------------|------------|-------------------|------------|--------------|-----|--|---|-----------------------|-----------------------------------|--|--|--|--|--------------------------------------|----|
| Group Code | Group Name | NAIC Company Code | ID Number | Federal RSSD | CIK | Name of Securities Exchange if Publicly Traded (U.S. or International) | Names of Parent, Subsidiaries Or Affiliates | Domi-ciliary Location | Relation-ship to Reporting Entity | Directly Controlled by (Name of Entity/Person) | Type of Control (Ownership, Board, Management, Attorney-in-Fact, Influence, Other) | If Control is Ownership Provide Percentage | Ultimate Controlling Entity(ies)/Person(s) | Is an SCA Filing Re-quired? (Yes/No) | * |
| .0241 | MetLife | | | | | | MetLife Japan US Equity Fund GP LLC MetLife Japan US Equity Owners (Blocker) LLC | DE | NIA | MetLife Investment Management, LLC | Ownership | 100.000 | MetLife, Inc | NO | |
| .0241 | MetLife | | | | | | MetLife Japan US Equity Fund GP LLC | DE | NIA | MetLife Japan US Equity Fund GP LLC | Ownership | 100.000 | MetLife, Inc | NO | |
| .0241 | MetLife | | | | | | MetLife Single Family Rental Fund GP, LLC | DE | NIA | MetLife Investment Management, LLC | Ownership | 100.000 | MetLife, Inc | NO | |
| .0241 | MetLife | | | | | | MetLife Single Family Rental Fund, LP | DE | NIA | MetLife Single Family Rental Fund GP, LLC | Management | | MetLife, Inc | NO | |
| .0241 | MetLife | | | | | | MetLife Single Family Rental Feeder A, LP | DE | NIA | MetLife Single Family Rental Fund GP, LLC | Ownership | 100.000 | MetLife, Inc | NO | |
| .0241 | MetLife | | | | | | MetLife Single Family Rental Feeder J, LLC | DE | NIA | MetLife Single Family Rental Fund GP, LLC | Ownership | 100.000 | MetLife, Inc | NO | |
| .0241 | MetLife | | | | | | MetLife Single Family Rental Holdings A, LP | DE | NIA | MetLife Single Family Rental Fund GP, LLC | Management | | MetLife, Inc | NO | |
| .0241 | MetLife | | | | | | MSFR Sawdust Member, LLC | DE | NIA | MetLife Single Family Rental Fund, LP | Ownership | 100.000 | MetLife, Inc | NO | |
| .0241 | MetLife | | 87-4784236 | | | | MSFR Acquisition, LLC | DE | NIA | MetLife Single Family Rental Fund, LP | Ownership | 100.000 | MetLife, Inc | NO | |
| .0241 | MetLife | | 87-4784236 | | | | MSFR Meridian McCordsville Member, LLC | DE | NIA | MetLife Single Family Rental Fund, LP | Ownership | 100.000 | MetLife, Inc | NO | |
| .0241 | MetLife | | | | | | Raven Capital Management GP LLC | DE | NIA | Raven Capital Management, LLC | Ownership | 100.000 | MetLife, Inc | NO | |
| .0241 | MetLife | | | | | | Raven Asset-Based Opportunity Fund III LP | DE | NIA | Raven Capital Management GP LLC | Management | | MetLife, Inc | NO | |
| .0241 | MetLife | | | | | | Raven Asset-Based Opportunity Offshore Fund III LP | DE | NIA | Raven Capital Management GP LLC | Management | | MetLife, Inc | NO | |
| .0241 | MetLife | | | | | | Raven Capital Management GP II LLC | DE | NIA | Raven Capital Management, LLC | Ownership | 100.000 | MetLife, Inc | NO | |
| .0241 | MetLife | | | | | | Raven Asset-Based Credit Fund I LP | CYM | NIA | Raven Capital Management GP II LLC | Management | | MetLife, Inc | NO | |
| .0241 | MetLife | | | | | | RCM Music GP I LLC | DE | NIA | Raven Capital Management, LLC | Ownership | 100.000 | MetLife, Inc | NO | |
| .0241 | MetLife | | | | | | Raven Music Opportunity Fund LP | DE | NIA | RCM Music GP I LLC | Management | | MetLife, Inc | NO | |
| .0241 | MetLife | | | | | | RCM CF II GP LLC | DE | NIA | Raven Capital Management, LLC | Ownership | 100.000 | MetLife, Inc | NO | |
| .0241 | MetLife | | | | | | Raven Asset-Based Credit (Onshore) Fund II LP | DE | NIA | Raven Capital Management, LLC | Ownership | 100.000 | MetLife, Inc | NO | |
| .0241 | MetLife | | | | | | Raven Asset-Based Credit Fund II LP | CYM | NIA | RCM CF II GP LLC | Management | | MetLife, Inc | NO | |
| .0241 | MetLife | | | | | | Raven Capital Management GP IV LLC | DE | NIA | Raven Capital Management, LLC | Ownership | 100.000 | MetLife, Inc | NO | |
| .0241 | MetLife | | | | | | Raven Asset-Based Opportunity Fund IV LP | DE | NIA | Raven Capital Management GP IV LLC | Management | | MetLife, Inc | NO | |
| .0241 | MetLife | | | | | | Raven Asset-Based Opportunity Offshore Fund IV LP | CYM | NIA | Raven Capital Management GP IV LLC | Management | | MetLife, Inc | NO | |
| .0241 | MetLife | | | | | | RPM Fund I GP LLC | NY | NIA | Raven Capital Management, LLC | Ownership | 100.000 | MetLife, Inc | NO | |
| .0241 | MetLife | | | | | | RPM Fund I LP | NY | NIA | RPM Fund I GP LLC | Management | | MetLife, Inc | NO | |
| .0241 | MetLife | | | | | | RPM Fund II GP LLC | NY | NIA | Raven Capital Management, LLC | Ownership | 100.000 | MetLife, Inc | NO | |
| .0241 | MetLife | | | | | | RPM Fund II LP | NY | NIA | RPM Fund II GP LLC | Management | | MetLife, Inc | NO | |
| .0241 | MetLife | | | | | | RPM Offshore Fund II LP | CYM | NIA | RPM Fund II GP LLC | Management | | MetLife, Inc | NO | |
| .0241 | MetLife | | | | | | Raven Evergreen Credit Fund II LP | DE | NIA | RCM CF II GP LLC | Management | | MetLife, Inc | NO | |
| .0241 | MetLife | | | | | | Raven Senior Loan Fund, LLC | DE | NIA | Raven Capital Management, LLC | Ownership | 100.000 | MetLife, Inc | NO | |
| .0241 | MetLife | | 80-0946518 | | | | MetLife Core Property Fund, LP | DE | NIA | MetLife Core Property Fund GP, LLC | Management | | MetLife, Inc | NO | |
| .0241 | MetLife | | 80-0947139 | | | | MetLife Core Property REIT, LLC | DE | NIA | MetLife Core Property Fund, LP | Ownership | 100.000 | MetLife, Inc | NO | |
| .0241 | MetLife | | 46-3934926 | | | | MetLife Core Property Holdings, LLC | DE | NIA | MetLife Core Property REIT, LLC | Ownership | 100.000 | MetLife, Inc | NO | |
| .0241 | MetLife | | 80-0947139 | | | | MCP Property Management LLC | DE | NIA | MetLife Core Property Holdings, LLC | Ownership | 100.000 | MetLife, Inc | NO | |
| .0241 | MetLife | | | | | | MetLife Core Property TRS, LLC | DE | NIA | MetLife Core Property Holdings, LLC | Ownership | 100.000 | MetLife, Inc | NO | |
| .0241 | MetLife | | | | | | MCP Common Desk TRS, LLC | DE | NIA | MetLife Core Property TRS, LLC (DE) | Ownership | 100.000 | MetLife, Inc | NO | |
| .0241 | MetLife | | | | | | MCP ESG TRS, LLC | DE | NIA | MetLife Core Property TRS, LLC (DE) | Ownership | 100.000 | MetLife, Inc | NO | |
| .0241 | MetLife | | | | | | MCP Rausch Creek Logistics Center Member I, LLC | DE | NIA | MetLife Core Property Holdings, LLC | Ownership | 100.000 | MetLife, Inc | NO | |
| .0241 | MetLife | | | | | | MCP Rausch Creek Logistics Center Member II, LLC | DE | NIA | MetLife Core Property Holdings, LLC | Ownership | 100.000 | MetLife, Inc | NO | |
| .0241 | MetLife | | | | | | Center Avenue Industrial Venture, LLC | DE | NIA | MCP Center Avenue Industrial Member, LLC | Management | | MetLife, Inc | NO | |
| .0241 | MetLife | | | | | | Center Avenue Industrial, LLC | DE | NIA | Center Avenue Industrial Venture, LLC | Management | | MetLife, Inc | NO | |
| .0241 | MetLife | | 47-1946750 | | | | 60 11th Street, LLC | DE | NIA | MCP 60 11th Street Member, LLC | Ownership | 100.000 | MetLife, Inc | NO | |
| .0241 | MetLife | | | | | | MCP Hub I Property, LLC | DE | NIA | MCP Hub I, LLC | Ownership | 100.000 | MetLife, Inc | NO | |

STATEMENT AS OF JUNE 30, 2023 OF THE Metropolitan General Insurance Company

SCHEDULE Y
PART 1A - DETAIL OF INSURANCE HOLDING COMPANY SYSTEM

| 1 | 2 | 3 | 4 | 5 | 6 | 7 | 8 | 9 | 10 | 11 | 12 | 13 | 14 | 15 | 16 |
|------------|------------|-------------------|------------|--------------|-----|--|--|-----------------------|-----------------------------------|--|--|--|--|--------------------------------------|----|
| Group Code | Group Name | NAIC Company Code | ID Number | Federal RSSD | CIK | Name of Securities Exchange if Publicly Traded (U.S. or International) | Names of Parent, Subsidiaries Or Affiliates | Domi-ciliary Location | Relation-ship to Reporting Entity | Directly Controlled by (Name of Entity/Person) | Type of Control (Ownership, Board, Management, Attorney-in-Fact, Influence, Other) | If Control is Ownership Provide Percentage | Ultimate Controlling Entity(ies)/Person(s) | Is an SCA Filing Re-quired? (Yes/No) | * |
| .0241 | MetLife | | | | | | Des Moines Creek Business Park Phase II, LLC | DE | NIA | MetLife Core Property Holdings, LLC | Ownership | 100.000 | MetLife, Inc | NO | |
| .0241 | MetLife | | 80-0947139 | | | | MCP One Westside, LLC | DE | NIA | MetLife Core Property Holdings, LLC | Ownership | 100.000 | MetLife, Inc | NO | |
| .0241 | MetLife | | 46-4032606 | | | | MCP 100 Congress Member, LLC | DE | NIA | MetLife Core Property Holdings, LLC | Ownership | 100.000 | MetLife, Inc | NO | |
| .0241 | MetLife | | | | | | MCP 1500 Michael, LLC | DE | NIA | MetLife Core Property Holdings, LLC | Ownership | 100.000 | MetLife, Inc | NO | |
| .0241 | MetLife | | 46-4012463 | | | | MCP 1900 McKinney, LLC | DE | NIA | MetLife Core Property Holdings, LLC | Ownership | 100.000 | MetLife, Inc | NO | |
| .0241 | MetLife | | | | | | MCP 2 Ames One, LLC | DE | NIA | MCP 2 Ames, LLC | Management | | MetLife, Inc | NO | |
| .0241 | MetLife | | | | | | MCP 2 Ames Owner, LLC | DE | NIA | MCP 2 Ames, LLC | Management | | MetLife, Inc | NO | |
| .0241 | MetLife | | 47-5525469 | | | | MCP 2 Ames Two, LLC | DE | NIA | MCP 2 Ames, LLC | Ownership | 100.000 | MetLife, Inc | NO | |
| .0241 | MetLife | | 82-2695637 | | | | MCP 2 Ames, LLC | DE | NIA | MetLife Core Property Holdings, LLC | Ownership | 100.000 | MetLife, Inc | NO | |
| .0241 | MetLife | | | | | | MCP 38th West Highland, LLC | DE | NIA | MetLife Core Property Holdings, LLC | Ownership | 100.000 | MetLife, Inc | NO | |
| .0241 | MetLife | | | | | | MCP 122 E. Sego Lilly, LLC | DE | NIA | MetLife Core Property Holdings, LLC | Ownership | 100.000 | MetLife, Inc | NO | |
| .0241 | MetLife | | | | | | MCP 50-60 Binney, LLC | DE | NIA | MetLife Core Property Holdings, LLC | Ownership | 100.000 | MetLife, Inc | NO | |
| .0241 | MetLife | | | | | | MCP 220 York, LLC | DE | NIA | MetLife Core Property Holdings, LLC | Ownership | 100.000 | MetLife, Inc | NO | |
| .0241 | MetLife | | | | | | MCP 22745 & 22755 Relocation Drive, LLC | DE | NIA | MetLife Core Property Holdings, LLC | Ownership | 100.000 | MetLife, Inc | NO | |
| .0241 | MetLife | | | | | | MCP 249 Industrial Business Park, LLC | DE | NIA | MetLife Core Property Holdings, LLC | Ownership | 100.000 | MetLife, Inc | NO | |
| .0241 | MetLife | | 47-1279384 | | | | MCP 3040 Post Oak, LLC | DE | NIA | MetLife Core Property Holdings, LLC | Ownership | 100.000 | MetLife, Inc | NO | |
| .0241 | MetLife | | 83-2471234 | | | | MCP 350 Rohlwing, LLC | DE | NIA | MetLife Core Property Holdings, LLC | Ownership | 100.000 | MetLife, Inc | NO | |
| .0241 | MetLife | | 46-4043244 | | | | MCP 550 West Washington, LLC | DE | NIA | MetLife Core Property Holdings, LLC | Ownership | 100.000 | MetLife, Inc | NO | |
| .0241 | MetLife | | 46-4009393 | | | | MCP 7 Riverway, LLC | DE | NIA | MetLife Core Property Holdings, LLC | Ownership | 100.000 | MetLife, Inc | NO | |
| .0241 | MetLife | | 47-3463114 | | | | MCP 9020 Murphy Road, LLC | DE | NIA | MetLife Core Property Holdings, LLC | Ownership | 100.000 | MetLife, Inc | NO | |
| .0241 | MetLife | | | | | | MCP 93 Red River Member, LLC | DE | NIA | MetLife Core Property Holdings, LLC | Ownership | 100.000 | MetLife, Inc | NO | |
| .0241 | MetLife | | | | | | MCP Alder Avenue Industrial Member, LLC | DE | NIA | MetLife Core Property Holdings, LLC | Ownership | 100.000 | MetLife, Inc | NO | |
| .0241 | MetLife | | | | | | MCP Allen Creek Member, LLC | DE | NIA | MetLife Core Property Holdings, LLC | Ownership | 100.000 | MetLife, Inc | NO | |
| .0241 | MetLife | | 81-0993429 | | | | MCP Alley 24 East, LLC | DE | NIA | MetLife Core Property Holdings, LLC | Ownership | 100.000 | MetLife, Inc | NO | |
| .0241 | MetLife | | 46-3935124 | | | | MCP Ashton South End, LLC | DE | NIA | MetLife Core Property Holdings, LLC | Ownership | 100.000 | MetLife, Inc | NO | |
| .0241 | MetLife | | 80-0947139 | | | | MCP Block 23 Residential Owner, LLC | DE | NIA | MetLife Core Property Holdings, LLC | Ownership | 100.000 | MetLife, Inc | NO | |
| .0241 | MetLife | | | | | | MCP Bradford, LLC | DE | NIA | MetLife Core Property Holdings, LLC | Ownership | 100.000 | MetLife, Inc | NO | |
| .0241 | MetLife | | | | | | MCP Broadstones, LLC | DE | NIA | MetLife Core Property Holdings, LLC | Ownership | 100.000 | MetLife, Inc | NO | |
| .0241 | MetLife | | | | | | MCP Buford Logistics Center Bldg B, LLC | DE | NIA | MetLife Core Property Holdings, LLC | Ownership | 100.000 | MetLife, Inc | NO | |
| .0241 | MetLife | | | | | | MCP Burnside Member, LLC | DE | NIA | MetLife Core Property Holdings, LLC | Ownership | 100.000 | MetLife, Inc | NO | |
| .0241 | MetLife | | | | | | MCP Center Avenue Industrial Member, LLC | DE | NIA | MetLife Core Property Holdings, LLC | Ownership | 100.000 | MetLife, Inc | NO | |
| .0241 | MetLife | | | | | | MCP Clawiter Innovation Member, LLC | DE | NIA | MetLife Core Property Holdings, LLC | Ownership | 100.000 | MetLife, Inc | NO | |
| .0241 | MetLife | | | | | | MCP Denver Pavilions Member, LLC | DE | NIA | MetLife Core Property Holdings, LLC | Ownership | 100.000 | MetLife, Inc | NO | |
| .0241 | MetLife | | 80-0947139 | | | | MCP Dillon, LLC | DE | NIA | MetLife Core Property Holdings, LLC | Ownership | 100.000 | MetLife, Inc | NO | |
| .0241 | MetLife | | 80-0947139 | | | | MCP Dillon Residential, LLC, LLC | DE | NIA | MetLife Core Property Holdings, LLC | Ownership | 100.000 | MetLife, Inc | NO | |
| .0241 | MetLife | | 46-4024112 | | | | MCP Env Chicago, LLC | DE | NIA | MetLife Core Property Holdings, LLC | Ownership | 100.000 | MetLife, Inc | NO | |
| .0241 | MetLife | | | | | | MCP Fife Enterprise Center, LLC | DE | NIA | MetLife Core Property Holdings, LLC | Ownership | 100.000 | MetLife, Inc | NO | |
| .0241 | MetLife | | | | | | MCP Financing, LLC | DE | NIA | MetLife Core Property Holdings, LLC | Ownership | 100.000 | MetLife, Inc | NO | |
| .0241 | MetLife | | | | | | MCP Frisco Office, LLC | DE | NIA | MetLife Core Property Holdings, LLC | Ownership | 100.000 | MetLife, Inc | NO | |
| .0241 | MetLife | | | | | | MCP Frisco Office Two, LLC | DE | NIA | MetLife Core Property Holdings, LLC | Ownership | 100.000 | MetLife, Inc | NO | |
| .0241 | MetLife | | | | | | MCP Gateway Commerce Center 5, LLC | DE | NIA | MetLife Core Property Holdings, LLC | Ownership | 100.000 | MetLife, Inc | NO | |
| .0241 | MetLife | | | | | | MCP Grapevine, LLC | DE | NIA | MetLife Core Property Holdings, LLC | Ownership | 100.000 | MetLife, Inc | NO | |
| .0241 | MetLife | | | | | | MCP HH Hotel LB, LLC | DE | NIA | MetLife Core Property Holdings, LLC | Ownership | 100.000 | MetLife, Inc | NO | |
| .0241 | MetLife | | | | | | MCP HH Hotel LB Trust | MD | NIA | MetLife Core Property TRS, LLC (DE) | Ownership | 100.000 | MetLife, Inc | NO | |
| .0241 | MetLife | | | | | | MCP HH Hotel TRS, LB, LLC | DE | NIA | MCP HH Hotel LB Trust | Management | | MetLife, Inc | NO | |
| .0241 | MetLife | | 80-0947139 | | | | MCP Highland Park Lender, LLC | DE | NIA | MetLife Core Property Holdings, LLC | Ownership | 100.000 | MetLife, Inc | NO | |
| .0241 | MetLife | | | | | | MCP Hub 1, LLC | DE | NIA | MetLife Core Property Holdings, LLC | Ownership | 100.000 | MetLife, Inc | NO | |
| .0241 | MetLife | | | | | | MCP Key West, LLC | DE | NIA | MetLife Core Property Holdings, LLC | Ownership | 100.000 | MetLife, Inc | NO | |

STATEMENT AS OF JUNE 30, 2023 OF THE Metropolitan General Insurance Company

SCHEDULE Y
PART 1A - DETAIL OF INSURANCE HOLDING COMPANY SYSTEM

| 1 | 2 | 3 | 4 | 5 | 6 | 7 | 8 | 9 | 10 | 11 | 12 | 13 | 14 | 15 | 16 |
|------------|------------|-------------------|------------|--------------|-----|--|--|-----------------------|-----------------------------------|--|--|--|--|--------------------------------------|----|
| Group Code | Group Name | NAIC Company Code | ID Number | Federal RSSD | CIK | Name of Securities Exchange if Publicly Traded (U.S. or International) | Names of Parent, Subsidiaries Or Affiliates | Domi-ciliary Location | Relation-ship to Reporting Entity | Directly Controlled by (Name of Entity/Person) | Type of Control (Ownership, Board, Management, Attorney-in-Fact, Influence, Other) | If Control is Ownership Provide Percentage | Ultimate Controlling Entity(ies)/Person(s) | Is an SCA Filing Re-quired? (Yes/No) | * |
| .0241 | MetLife | | 46-4009454 | | | | MCP Lodge At Lakecrest, LLC | DE | NIA | MetLife Core Property Holdings, LLC | Ownership | 100.000 | MetLife, Inc | NO | |
| .0241 | MetLife | | | | | | MCP Longhaven Estates Member, LLC | DE | NIA | MetLife Core Property Holdings, LLC | Ownership | 100.000 | MetLife, Inc | NO | |
| .0241 | MetLife | | 83-1015971 | | | | MCP MA Property REIT, LLC | DE | NIA | MetLife Core Property Holdings, LLC | Ownership | 100.000 | MetLife, Inc | NO | |
| .0241 | MetLife | | 47-2338963 | | | | MCP Magnolia Park Member, LLC | DE | NIA | MetLife Core Property Holdings, LLC | Ownership | 100.000 | MetLife, Inc | NO | |
| .0241 | MetLife | | 46-4012567 | | | | MCP Main Street Village, LLC | DE | NIA | MetLife Core Property Holdings, LLC | Ownership | 100.000 | MetLife, Inc | NO | |
| .0241 | MetLife | | | | | | MCP Mountain Technology Center Member TRS, LLC | DE | NIA | MetLife Core Property Holdings, LLC | Ownership | 100.000 | MetLife, Inc | NO | |
| .0241 | MetLife | | | | | | MCP Northyards Holdco, LLC | DE | NIA | MetLife Core Property Holdings, LLC | Ownership | 100.000 | MetLife, Inc | NO | |
| .0241 | MetLife | | 81-1655046 | | | | MCP Northyards Master Lessee, LLC | DE | NIA | MCP Northyards Holdco, LLC | Ownership | 100.000 | MetLife, Inc | NO | |
| .0241 | MetLife | | 81-1500869 | | | | MCP Northyards Owner, LLC | DE | NIA | MCP Northyards Holdco, LLC | Ownership | 100.000 | MetLife, Inc | NO | |
| .0241 | MetLife | | | | | | MCP Optimist Park Member, LLC | DE | NIA | MetLife Core Property Holdings, LLC | Ownership | 100.000 | MetLife, Inc | NO | |
| .0241 | MetLife | | | | | | MCP Onyx, LLC | DE | NIA | MetLife Core Property Holdings, LLC | Ownership | 100.000 | MetLife, Inc | NO | |
| .0241 | MetLife | | 46-4054412 | | | | MCP Paragon Point, LLC | DE | NIA | MetLife Core Property Holdings, LLC | Ownership | 100.000 | MetLife, Inc | NO | |
| .0241 | MetLife | | 47-1567737 | | | | MCP Plaza at Legacy, LLC | DE | NIA | MetLife Core Property Holdings, LLC | Ownership | 100.000 | MetLife, Inc | NO | |
| .0241 | MetLife | | | | | | MCP Rancho Village MHC Member, LLC | DE | NIA | MetLife Core Property Holdings, LLC | Ownership | 100.000 | MetLife, Inc | NO | |
| .0241 | MetLife | | | | | | MCP Seattle Gateway Industrial 1, LLC | DE | NIA | MetLife Core Property Holdings, LLC | Ownership | 100.000 | MetLife, Inc | NO | |
| .0241 | MetLife | | | | | | MCP Seattle Gateway Industrial II, LLC | DE | NIA | MetLife Core Property Holdings, LLC | Ownership | 100.000 | MetLife, Inc | NO | |
| .0241 | MetLife | | | | | | MCP Seventh and Osborn Retail Member, LLC | DE | NIA | MetLife Core Property Holdings, LLC | Ownership | 100.000 | MetLife, Inc | NO | |
| .0241 | MetLife | | | | | | MCP Astor at Osborn, LLC | DE | NIA | MetLife Core Property Holdings, LLC | Ownership | 100.000 | MetLife, Inc | NO | |
| .0241 | MetLife | | | | | | MCP Shakopee, LLC | DE | NIA | MetLife Core Property Holdings, LLC | Ownership | 100.000 | MetLife, Inc | NO | |
| .0241 | MetLife | | | | | | MCP Sleepy Hollow Member, LLC | DE | NIA | MetLife Core Property Holdings, LLC | Ownership | 100.000 | MetLife, Inc | NO | |
| .0241 | MetLife | | 46-4075562 | | | | MCP SoCal Industrial - Anaheim, LLC | DE | NIA | MetLife Core Property Holdings, LLC | Ownership | 100.000 | MetLife, Inc | NO | |
| .0241 | MetLife | | 46-4388617 | | | | MCP SoCal Industrial - Bernardo, LLC | DE | NIA | MetLife Core Property Holdings, LLC | Ownership | 100.000 | MetLife, Inc | NO | |
| .0241 | MetLife | | 46-4100416 | | | | MCP SoCal Industrial - Concourse, LLC | DE | NIA | MetLife Core Property Holdings, LLC | Ownership | 100.000 | MetLife, Inc | NO | |
| .0241 | MetLife | | 46-4064679 | | | | MCP SoCal Industrial - Fullerton, LLC | DE | NIA | MetLife Core Property Holdings, LLC | Ownership | 100.000 | MetLife, Inc | NO | |
| .0241 | MetLife | | 46-4088528 | | | | MCP SoCal Industrial - Kellwood, LLC | DE | NIA | MetLife Core Property Holdings, LLC | Ownership | 100.000 | MetLife, Inc | NO | |
| .0241 | MetLife | | 46-4111195 | | | | MCP SoCal Industrial - LAX, LLC | DE | NIA | MetLife Core Property Holdings, LLC | Ownership | 100.000 | MetLife, Inc | NO | |
| .0241 | MetLife | | 46-4054257 | | | | MCP SoCal Industrial - Loker, LLC | DE | NIA | MetLife Core Property Holdings, LLC | Ownership | 100.000 | MetLife, Inc | NO | |
| .0241 | MetLife | | | | | | MCP SoCal Industrial - Redondo, LLC | DE | NIA | MetLife Core Property Holdings, LLC | Ownership | 100.000 | MetLife, Inc | NO | |
| .0241 | MetLife | | 46-4100363 | | | | MCP SoCal Industrial - Springdale, LLC | DE | NIA | MetLife Core Property Holdings, LLC | Ownership | 100.000 | MetLife, Inc | NO | |
| .0241 | MetLife | | | | | | MCP Stateline, LLC | DE | NIA | MetLife Core Property Holdings, LLC | Ownership | 100.000 | MetLife, Inc | NO | |
| .0241 | MetLife | | 46-4023987 | | | | MCP The Palms at Doral, LLC | DE | NIA | MetLife Core Property Holdings, LLC | Ownership | 100.000 | MetLife, Inc | NO | |
| .0241 | MetLife | | 47-4062730 | | | | MCP Trimble Campus, LLC | DE | NIA | MetLife Core Property Holdings, LLC | Ownership | 100.000 | MetLife, Inc | NO | |
| .0241 | MetLife | | | | | | MCP Union Row, LLC | DE | NIA | MetLife Core Property Holdings, LLC | Ownership | 100.000 | MetLife, Inc | NO | |
| .0241 | MetLife | | | | | | MCP Valley Boulevard Industrial Member, LLC | DE | NIA | MetLife Core Property Holdings, LLC | Ownership | 100.000 | MetLife, Inc | NO | |
| .0241 | MetLife | | | | | | MCP Valley Forge One, LLC | DE | NIA | MCP Valley Forge, LLC | Management | | MetLife, Inc | NO | |
| .0241 | MetLife | | | | | | MCP Valley Forge Owner, LLC | DE | NIA | MCP Valley Forge, LLC | Management | | MetLife, Inc | NO | |
| .0241 | MetLife | | | | | | MCP Valley Forge Two, LLC | DE | NIA | MCP Valley Forge, LLC | Ownership | 100.000 | MetLife, Inc | NO | |
| .0241 | MetLife | | | | | | MCP Valley Forge, LLC | DE | NIA | MetLife Core Property Holdings, LLC | Ownership | 100.000 | MetLife, Inc | NO | |
| .0241 | MetLife | | | | | | MCP Vance Jackson, LLC | DE | NIA | MetLife Core Property Holdings, LLC | Ownership | 100.000 | MetLife, Inc | NO | |
| .0241 | MetLife | | | | | | MCP Vineyard Avenue Member, LLC | DE | NIA | MetLife Core Property Holdings, LLC | Ownership | 100.000 | MetLife, Inc | NO | |
| .0241 | MetLife | | 47-1967401 | | | | MCP VOA I & III, LLC | DE | NIA | MCP VOA Holdings, LLC | Ownership | 100.000 | MetLife, Inc | NO | |
| .0241 | MetLife | | 47-1975006 | | | | MCP VOA Holdings, LLC | DE | NIA | MetLife Core Property Holdings, LLC | Ownership | 100.000 | MetLife, Inc | NO | |
| .0241 | MetLife | | 47-1966785 | | | | MCP VOA II, LLC | DE | NIA | MCP VOA Holdings, LLC | Ownership | 100.000 | MetLife, Inc | NO | |
| .0241 | MetLife | | 83-2524541 | | | | MCP Wellington, LLC | DE | NIA | MetLife Core Property Holdings, LLC | Ownership | 100.000 | MetLife, Inc | NO | |
| .0241 | MetLife | | | | | | MCP West Broad Marketplace, LLC | DE | NIA | MetLife Core Property Holdings, LLC | Ownership | 100.000 | MetLife, Inc | NO | |
| .0241 | MetLife | | | | | | MCP West Fork, LLC | DE | NIA | MetLife Core Property Holdings, LLC | Ownership | 100.000 | MetLife, Inc | NO | |
| .0241 | MetLife | | | | | | MCP - English Village, LLC | DE | NIA | MetLife Core Property Holdings, LLC | Ownership | 100.000 | MetLife, Inc | NO | |
| .0241 | MetLife | | | | | | MCPF - Needham, LLC | DE | NIA | MCP MA Property REIT, LLC | Ownership | 100.000 | MetLife, Inc | NO | |

STATEMENT AS OF JUNE 30, 2023 OF THE Metropolitan General Insurance Company

SCHEDULE Y
PART 1A - DETAIL OF INSURANCE HOLDING COMPANY SYSTEM

| 1 | 2 | 3 | 4 | 5 | 6 | 7 | 8 | 9 | 10 | 11 | 12 | 13 | 14 | 15 | 16 |
|------------|------------|-------------------|------------|--------------|-----|--|---|-----------------------|-----------------------------------|---|--|--|--|--------------------------------------|----|
| Group Code | Group Name | NAIC Company Code | ID Number | Federal RSSD | CIK | Name of Securities Exchange if Publicly Traded (U.S. or International) | Names of Parent, Subsidiaries Or Affiliates | Domi-ciliary Location | Relation-ship to Reporting Entity | Directly Controlled by (Name of Entity/Person) | Type of Control (Ownership, Board, Management, Attorney-in-Fact, Influence, Other) | If Control is Ownership Provide Percentage | Ultimate Controlling Entity(ies)/Person(s) | Is an SCA Filing Re-quired? (Yes/No) | * |
| .0241 | MetLife | | | | | | MCPF Acquisition, LLC | DE | NIA | MetLife Core Property Holdings, LLC | Ownership | 100.000 | MetLife, Inc | NO | |
| .0241 | MetLife | | 83-1015971 | | | | MCPF Foxborough, LLC | DE | NIA | MCP MA Property REIT, LLC | Ownership | 100.000 | MetLife, Inc | NO | |
| .0241 | MetLife | | | | | | Mountain Technology Center A, LLC | DE | NIA | Mountain Technology Center Venture, LLC | Ownership | 100.000 | MetLife, Inc | NO | |
| .0241 | MetLife | | | | | | Mountain Technology Center B, LLC | DE | NIA | Mountain Technology Center Venture, LLC | Ownership | 100.000 | MetLife, Inc | NO | |
| .0241 | MetLife | | | | | | Mountain Technology Center C, LLC | DE | NIA | Mountain Technology Center Venture, LLC | Ownership | 100.000 | MetLife, Inc | NO | |
| .0241 | MetLife | | | | | | Mountain Technology Center D, LLC | DE | NIA | Mountain Technology Center Venture, LLC | Ownership | 100.000 | MetLife, Inc | NO | |
| .0241 | MetLife | | | | | | Mountain Technology Center E, LLC | DE | NIA | Mountain Technology Center Venture, LLC | Ownership | 100.000 | MetLife, Inc | NO | |
| .0241 | MetLife | | | | | | Vineyard Avenue Industrial Venture, LLC | DE | NIA | MCP Vineyard Avenue Member, LLC | Management | | MetLife, Inc | NO | |
| .0241 | MetLife | | | | | | Vineyard Avenue Industrial, LLC | DE | NIA | Vineyard Avenue Industrial Venture, LLC | Management | | MetLife, Inc | NO | |
| .0241 | MetLife | | | | | | MetLife Senior Direct Lending GP, LLC | DE | NIA | MetLife Investment Management, LLC | Ownership | 100.000 | MetLife, Inc | NO | |
| .0241 | MetLife | | | | | | MetLife Senior Direct Lending Fund, LP | CYM | NIA | MetLife Senior Direct Lending GP, LLC | Management | | MetLife, Inc | NO | |
| .0241 | MetLife | | | | | | MLJ US Feeder LLC | DE | NIA | MetLife Senior Direct Lending GP, LLC | Management | | MetLife, Inc | NO | |
| .0241 | MetLife | | | | | | MetLife Senior Direct Lending Finco, LLC | DE | NIA | | Ownership | 100.000 | MetLife, Inc | NO | |
| .0241 | MetLife | | | | | | MetLife Senior Direct Lending Holdings, LP | DE | NIA | MetLife Senior Direct Lending Finco, LLC | Ownership | 100.000 | MetLife, Inc | NO | |
| .0241 | MetLife | | 13-4075851 | | | | MetLife Commercial Mortgage Income Fund GP, LLC | DE | NIA | MetLife Investment Management, LLC | Ownership | 100.000 | MetLife, Inc | NO | |
| .0241 | MetLife | | 47-2630137 | | | | MetLife Commercial Mortgage Income Fund, LP | DE | NIA | MetLife Commercial Mortgage Income Fund GP, LLC | Management | | MetLife, Inc | NO | |
| .0241 | MetLife | | 47-2688528 | | | | MetLife Commercial Mortgage REIT, LLC | DE | NIA | MetLife Commercial Mortgage Income Fund, LP | Ownership | 100.000 | MetLife, Inc | NO | |
| .0241 | MetLife | | 47-2703778 | | | | MetLife Commercial Mortgage Originator, LLC | DE | NIA | MetLife Commercial Mortgage REIT, LLC | Ownership | 100.000 | MetLife, Inc | NO | |
| .0241 | MetLife | | 47-5495603 | | | | MCMIF Holdco I, LLC | DE | NIA | MetLife Commercial Mortgage Originator, LLC | Ownership | 100.000 | MetLife, Inc | NO | |
| .0241 | MetLife | | | | | | MCMIF Holdco II, LLC | DE | NIA | MetLife Commercial Mortgage Originator, LLC | Ownership | 100.000 | MetLife, Inc | NO | |
| .0241 | MetLife | | | | | | MCMIF Holdco III, LLC | DE | NIA | MetLife Commercial Mortgage Originator, LLC | Ownership | 100.000 | MetLife, Inc | NO | |
| .0241 | MetLife | | | | | | MetLife Alternatives GP, LLC | DE | NIA | MetLife Investment Management, LLC | Ownership | 100.000 | MetLife, Inc | NO | |
| .0241 | MetLife | | 98-1150291 | | | | MetLife International HF Partners, LP | CYM | NIA | MetLife Alternatives GP, LLC | Management | | MetLife, Inc | NO | |
| .0241 | MetLife | | 98-1226825 | | | | MetLife International PE Fund III, LP | CYM | NIA | MetLife Alternatives GP, LLC | Management | | MetLife, Inc | NO | |
| .0241 | MetLife | | 98-1277596 | | | | MetLife International PE Fund IV, LP | CYM | NIA | MetLife Alternatives GP, LLC | Management | | MetLife, Inc | NO | |
| .0241 | MetLife | | 98-1339546 | | | | MetLife International PE Fund V, LP | CYM | NIA | MetLife Alternatives GP, LLC | Management | | MetLife, Inc | NO | |
| .0241 | MetLife | | 98-1396743 | | | | MetLife International PE Fund VI, LP | CYM | NIA | MetLife Alternatives GP, LLC | Management | | MetLife, Inc | NO | |
| .0241 | MetLife | | 98-1515673 | | | | MetLife International PE Fund VII, LP | CYM | NIA | MetLife Alternatives GP, LLC | Management | | MetLife, Inc | NO | |
| .0241 | MetLife | | 98-1708851 | | | | MetLife International PE Fund VIII, LP | CYM | NIA | MetLife Alternatives GP, LLC | Management | | MetLife, Inc | NO | |

NONE

| | |
|----------|--|
| Asterisk | |
| | |

12.14

STATEMENT AS OF JUNE 30, 2023 OF THE Metropolitan General Insurance Company

PART 1 - LOSS EXPERIENCE

| Line of Business | Current Year to Date | | | 4 Prior Year to Date Direct Loss Percentage |
|---|--------------------------------|--------------------------------|--------------------------------|--|
| | 1 Direct Premiums Earned | 2 Direct Losses Incurred | 3 Direct Loss Percentage | |
| 1. Fire | | | | |
| 2.1 Allied Lines | | | | |
| 2.2 Multiple peril crop | | | | |
| 2.3 Federal flood | | | | |
| 2.4 Private crop | | | | |
| 2.5 Private flood | | | | |
| 3. Farmowners multiple peril | | | | |
| 4. Homeowners multiple peril | (391) | 12,052 | (3,082.4) | 593.3 |
| 5.1 Commercial multiple peril (non-liability portion) | | | | |
| 5.2 Commercial multiple peril (liability portion) | | | | |
| 6. Mortgage guaranty | | | | |
| 8. Ocean marine | | | | |
| 9. Inland marine | 45,694,625 | 45,270,781 | 99.1 | 72.3 |
| 10. Financial guaranty | | | | |
| 11.1 Medical professional liability - occurrence | | | | |
| 11.2 Medical professional liability - claims-made | | | | |
| 12. Earthquake | | | | (29.4) |
| 13.1 Comprehensive (hospital and medical) individual | | | | |
| 13.2 Comprehensive (hospital and medical) group | | | | |
| 14. Credit accident and health | | | | |
| 15.1 Vision only | | | | |
| 15.2 Dental only | | | | |
| 15.3 Disability income | | | | |
| 15.4 Medicare supplement | | | | |
| 15.5 Medicaid Title XIX | | | | |
| 15.6 Medicare Title XVIII | | | | |
| 15.7 Long-term care | | | | |
| 15.8 Federal employees health benefits plan | | | | |
| 15.9 Other health | 58,718,622 | 17,105,020 | 29.1 | 23.9 |
| 16. Workers' compensation | | | | |
| 17.1 Other liability - occurrence | 39,830 | 6,537 | 16.4 | 24.2 |
| 17.2 Other liability - claims-made | | | | |
| 17.3 Excess workers' compensation | | | | |
| 18.1 Products liability - occurrence | | | | |
| 18.2 Products liability - claims-made | | | | |
| 19.1 Private passenger auto no-fault (personal injury protection) | (338) | 48,691 | (14,405.6) | (16.8) |
| 19.2 Other private passenger auto liability | (2,537) | 611,391 | (24,099.0) | 67.2 |
| 19.3 Commercial auto no-fault (personal injury protection) | | | | |
| 19.4 Other commercial auto liability | | | | |
| 21.1 Private passenger auto physical damage | (1,823) | (132,363) | 7,260.7 | 78.6 |
| 21.2 Commercial auto physical damage | | | | |
| 22. Aircraft (all perils) | | | | |
| 23. Fidelity | | | | |
| 24. Surety | | | | |
| 26. Burglary and theft | | | | |
| 27. Boiler and machinery | | | | |
| 28. Credit | | | | |
| 29. International | | | | |
| 30. Warranty | | | | |
| 31. Reinsurance - Nonproportional Assumed Property | XXX | XXX | XXX | XXX |
| 32. Reinsurance - Nonproportional Assumed Liability | XXX | XXX | XXX | XXX |
| 33. Reinsurance - Nonproportional Assumed Financial Lines | XXX | XXX | XXX | XXX |
| 34. Aggregate write-ins for other lines of business | | | | |
| 35. Totals | 104,447,988 | 62,922,109 | 60.2 | 64.8 |
| DETAILS OF WRITE-INS | | | | |
| 3401. | | | | |
| 3402. | | | | |
| 3403. | | | | |
| 3498. Summary of remaining write-ins for Line 34 from overflow page | | | | |
| 3499. Totals (Lines 3401 through 3403 plus 3498)(Line 34 above) | | | | |

STATEMENT AS OF JUNE 30, 2023 OF THE Metropolitan General Insurance Company

PART 2 - DIRECT PREMIUMS WRITTEN

| Line of Business | | 1 Current Quarter | 2 Current Year to Date | 3 Prior Year Year to Date |
|-----------------------------|---|----------------------|------------------------------|---------------------------------|
| 1. | Fire | | | |
| 2.1 | Allied Lines | | | |
| 2.2 | Multiple peril crop | | | |
| 2.3 | Federal flood | | | |
| 2.4 | Private crop | | | |
| 2.5 | Private flood | | | |
| 3. | Farmowners multiple peril | | | |
| 4. | Homeowners multiple peril | 26 | (391) | (2,952) |
| 5.1 | Commercial multiple peril (non-liability portion) | | | |
| 5.2 | Commercial multiple peril (liability portion) | | | |
| 6. | Mortgage guaranty | | | |
| 8. | Ocean marine | | | |
| 9. | Inland marine | 30,789,099 | 65,355,192 | 24,008,865 |
| 10. | Financial guaranty | | | |
| 11.1 | Medical professional liability - occurrence | | | |
| 11.2 | Medical professional liability - claims-made | | | |
| 12. | Earthquake | | | |
| 13.1 | Comprehensive (hospital and medical) individual | | | |
| 13.2 | Comprehensive (hospital and medical) group | | | |
| 14. | Credit accident and health | | | |
| 15.1 | Vision only | | | |
| 15.2 | Dental only | | | |
| 15.3 | Disability income | | | |
| 15.4 | Medicare supplement | | | |
| 15.5 | Medicaid Title XIX | | | |
| 15.6 | Medicare Title XVIII | | | |
| 15.7 | Long-term care | | | |
| 15.8 | Federal employees health benefits plan | | | |
| 15.9 | Other health | 6,681,872 | 109,404,449 | 12,685,442 |
| 16. | Workers' compensation | | | |
| 17.1 | Other liability - occurrence | 5,054 | 72,388 | 7,517 |
| 17.2 | Other liability - claims-made | | | |
| 17.3 | Excess workers' compensation | | | |
| 18.1 | Products liability - occurrence | | | |
| 18.2 | Products liability - claims-made | | | |
| 19.1 | Private passenger auto no-fault (personal injury protection) | (338) | (338) | (352) |
| 19.2 | Other private passenger auto liability | (1,485) | (1,718) | 50,417 |
| 19.3 | Commercial auto no-fault (personal injury protection) | | | |
| 19.4 | Other commercial auto liability | | | |
| 21.1 | Private passenger auto physical damage | (491) | 221 | 91,360 |
| 21.2 | Commercial auto physical damage | | | |
| 22. | Aircraft (all perils) | | | |
| 23. | Fidelity | | | |
| 24. | Surety | | | |
| 26. | Burglary and theft | | | |
| 27. | Boiler and machinery | | | |
| 28. | Credit | | | |
| 29. | International | | | |
| 30. | Warranty | | | |
| 31. | Reinsurance - Nonproportional Assumed Property | XXX | XXX | XXX |
| 32. | Reinsurance - Nonproportional Assumed Liability | XXX | XXX | XXX |
| 33. | Reinsurance - Nonproportional Assumed Financial Lines | XXX | XXX | XXX |
| 34. | Aggregate write-ins for other lines of business | | | |
| 35. | Totals | 37,473,737 | 174,829,803 | 36,840,297 |
| DETAILS OF WRITE-INS | | | | |
| 3401. | | | | |
| 3402. | | | | |
| 3403. | | | | |
| 3498. | Summary of remaining write-ins for Line 34 from overflow page | | | |
| 3499. | Totals (Lines 3401 through 3403 plus 3498)(Line 34 above) | | | |

STATEMENT AS OF JUNE 30, 2023 OF THE Metropolitan General Insurance Company

PART 3 (000 omitted)

LOSS AND LOSS ADJUSTMENT EXPENSE RESERVES SCHEDULE

| | 1 | 2 | 3 | 4 | 5 | 6 | 7 | 8 | 9 | 10 | 11 | 12 | 13 |
|--|---|---|--|--|--|--|---|--|--------------------------------------|---|---|--|---|
| Years in Which Losses Occurred | Prior Year-End Known Case Loss and LAE Reserves | Prior Year-End IBNR Loss and LAE Reserves | Total Prior Year-End Loss and LAE Reserves (Cols. 1+2) | 2023 Loss and LAE Payments on Claims Reported as of Prior Year-End | 2023 Loss and LAE Payments on Claims Unreported as of Prior Year-End | Total 2023 Loss and LAE Payments (Cols. 4+5) | Q.S. Date Known Case Loss and LAE Reserves on Claims Reported and Open as of Prior Year End | Q.S. Date Known Case Loss and LAE Reserves on Claims Reported or Reopened Subsequent to Prior Year End | Q.S. Date IBNR Loss and LAE Reserves | Total Q.S. Loss and LAE Reserves (Cols.7+8+9) | Prior Year-End Known Case Loss and LAE Reserves Developed (Savings)/ Deficiency (Cols.4+7 minus Col. 1) | Prior Year-End IBNR Loss and LAE Reserves Developed (Savings)/ Deficiency (Cols. 5+8+9 minus Col. 2) | Prior Year-End Total Loss and LAE Reserve Developed (Savings)/ Deficiency (Cols. 11+12) |
| 1. 2020 + Prior | | 17 | 17 | | 101 | 101 | | | | | | 84 | 84 |
| 2. 2021 | | 65 | 65 | | 356 | 356 | | | | | | 291 | 291 |
| 3. Subtotals 2021 + Prior | | 82 | 82 | | 457 | 457 | | | | | | 375 | 375 |
| 4. 2022 | | 12,527 | 12,527 | | 6,524 | 6,524 | | | 2,329 | 2,329 | | (3,674) | (3,674) |
| 5. Subtotals 2022 + Prior | | 12,609 | 12,609 | | 6,981 | 6,981 | | | 2,329 | 2,329 | | (3,299) | (3,299) |
| 6. 2023 | XXX | XXX | XXX | XXX | 52,963 | 52,963 | XXX | | 15,066 | 15,066 | XXX | XXX | XXX |
| 7. Totals | | 12,609 | 12,609 | | 59,944 | 59,944 | | | 17,395 | 17,395 | | (3,299) | (3,299) |
| 8. Prior Year-End Surplus As Regards Policyholders | 59,037 | | | | | | | | | | Col. 11, Line 7 As % of Col. 1 Line 7 | Col. 12, Line 7 As % of Col. 2 Line 7 | Col. 13, Line 7 As % of Col. 3 Line 7 |
| | | | | | | | | | | | 1. | 2. (26.2) | 3. (26.2) |
| | | | | | | | | | | | | | Col. 13, Line 7 As a % of Col. 1 Line 8 |
| | | | | | | | | | | | | | 4. (5.6) |

SUPPLEMENTAL EXHIBITS AND SCHEDULES INTERROGATORIES

The following supplemental reports are required to be filed as part of your statement filing. However, in the event that your company does not transact the type of business for which the special report must be filed, your response of NO to the specific interrogatory will be accepted in lieu of filing a "NONE" report and a bar code will be printed below. If the supplement is required of your company but is not being filed for whatever reason enter SEE EXPLANATION and provide an explanation following the interrogatory questions.


| | Response |
|--|----------|
| 1. Will the Trusteed Surplus Statement be filed with the state of domicile and the NAIC with this statement? | NO |
| 2. Will Supplement A to Schedule T (Medical Professional Liability Supplement) be filed with this statement? | NO |
| 3. Will the Medicare Part D Coverage Supplement be filed with the state of domicile and the NAIC with this statement? | NO |
| 4. Will the Director and Officer Insurance Coverage Supplement be filed with the state of domicile and the NAIC with this statement? | NO |
| AUGUST FILING | |
| 5. Will the regulator-only (non-public) Communication of Internal Control Related Matters Noted in Audit be filed with the state of domicile and electronically with the NAIC (as a regulator-only non-public document) by August 1? The response for 1st and 3rd quarters should be N/A. A NO response resulting with a bar code is only appropriate in the 2nd quarter. | YES |

Explanations:

- 1.
- 2.
- 3.
- 4.

Bar Codes:

1. Trusteed Surplus Statement [Document Identifier 490]
2. Supplement A to Schedule T [Document Identifier 455]
3. Medicare Part D Coverage Supplement [Document Identifier 365]
4. Director and Officer Supplement [Document Identifier 505]



NONE

STATEMENT AS OF JUNE 30, 2023 OF THE Metropolitan General Insurance Company

SCHEDULE A - VERIFICATION

Real Estate

| | 1 Year to Date | 2 Prior Year Ended December 31 |
|--|-------------------|--------------------------------------|
| 1. Book/adjusted carrying value, December 31 of prior year | | |
| 2. Cost of acquired: | | |
| 2.1 Actual cost at time of acquisition | | |
| 2.2 Additional investment made after acquisition | | |
| 3. Current year change in encumbrances | | |
| 4. Total gain (loss) on disposals | | |
| 5. Deduct amounts received on disposals | | |
| 6. Total foreign exchange change in book/adjusted carrying value | | |
| 7. Deduct current year's other than temporary impairment recognized | | |
| 8. Deduct current year's depreciation | | |
| 9. Book/adjusted carrying value at the end of current period (Lines 1+2+3+4-5+6-7-8) | | |
| 10. Deduct total nonadmitted amounts | | |
| 11. Statement value at end of current period (Line 9 minus Line 10) | | |

NONE

SCHEDULE B - VERIFICATION

Mortgage Loans

| | 1 Year to Date | 2 Prior Year Ended December 31 |
|---|-------------------|--------------------------------------|
| 1. Book value/recorded investment excluding accrued interest, December 31 of prior year | | |
| 2. Cost of acquired: | | |
| 2.1 Actual cost at time of acquisition | | |
| 2.2 Additional investment made after acquisition | | |
| 3. Capitalized deferred interest and other | | |
| 4. Accrual of discount | | |
| 5. Unrealized valuation increase (decrease) | | |
| 6. Total gain (loss) on disposals | | |
| 7. Deduct amounts received on disposals | | |
| 8. Deduct amortization of premium and mortgage interest paid and commitment fees | | |
| 9. Total foreign exchange change in book value/recorded investment excluding accrued interest | | |
| 10. Deduct current year's other than temporary impairment recognized | | |
| 11. Book value/recorded investment excluding accrued interest at end of current period (Lines 1+2+3+4+5+6-7-8+9-10) | | |
| 12. Total valuation allowance | | |
| 13. Subtotal (Line 11 plus Line 12) | | |
| 14. Deduct total nonadmitted amounts | | |
| 15. Statement value at end of current period (Line 13 minus Line 14) | | |

NONE

SCHEDULE BA - VERIFICATION

Other Long-Term Invested Assets

| | 1 Year to Date | 2 Prior Year Ended December 31 |
|--|-------------------|--------------------------------------|
| 1. Book/adjusted carrying value, December 31 of prior year | | |
| 2. Cost of acquired: | | |
| 2.1 Actual cost at time of acquisition | | |
| 2.2 Additional investment made after acquisition | | |
| 3. Capitalized deferred interest and other | | |
| 4. Accrual of discount | | |
| 5. Unrealized valuation increase (decrease) | | |
| 6. Total gain (loss) on disposals | | |
| 7. Deduct amounts received on disposals | | |
| 8. Deduct amortization of premium and depreciation | | |
| 9. Total foreign exchange change in book/adjusted carrying value | | |
| 10. Deduct current year's other than temporary impairment recognized | | |
| 11. Book/adjusted carrying value at end of current period (Lines 1+2+3+4+5+6-7-8+9-10) | | |
| 12. Deduct total nonadmitted amounts | | |
| 13. Statement value at end of current period (Line 11 minus Line 12) | | |

NONE

SCHEDULE D - VERIFICATION

Bonds and Stocks

| | 1 Year to Date | 2 Prior Year Ended December 31 |
|---|-------------------|--------------------------------------|
| 1. Book/adjusted carrying value of bonds and stocks, December 31 of prior year | 38,301,735 | 30,255,267 |
| 2. Cost of bonds and stocks acquired | 5,189,044 | 22,622,250 |
| 3. Accrual of discount | 14,755 | 39,255 |
| 4. Unrealized valuation increase (decrease) | 24,593 | (62,277) |
| 5. Total gain (loss) on disposals | | (157,443) |
| 6. Deduct consideration for bonds and stocks disposed of | 252,616 | 14,233,814 |
| 7. Deduct amortization of premium | 71,710 | 161,503 |
| 8. Total foreign exchange change in book/adjusted carrying value | | |
| 9. Deduct current year's other than temporary impairment recognized | | |
| 10. Total investment income recognized as a result of prepayment penalties and/or acceleration fees | | |
| 11. Book/adjusted carrying value at end of current period (Lines 1+2+3+4+5-6-7+8-9+10) | 43,205,801 | 38,301,735 |
| 12. Deduct total nonadmitted amounts | | |
| 13. Statement value at end of current period (Line 11 minus Line 12) | 43,205,801 | 38,301,735 |

STATEMENT AS OF JUNE 30, 2023 OF THE Metropolitan General Insurance Company

SCHEDULE D - PART 1B

Showing the Acquisitions, Dispositions and Non-Trading Activity
During the Current Quarter for all Bonds and Preferred Stock by NAIC Designation

| NAIC Designation | 1 Book/Adjusted Carrying Value Beginning of Current Quarter | 2 Acquisitions During Current Quarter | 3 Dispositions During Current Quarter | 4 Non-Trading Activity During Current Quarter | 5 Book/Adjusted Carrying Value End of First Quarter | 6 Book/Adjusted Carrying Value End of Second Quarter | 7 Book/Adjusted Carrying Value End of Third Quarter | 8 Book/Adjusted Carrying Value December 31 Prior Year |
|-------------------------------------|---|--|--|--|---|--|---|---|
| BONDS | | | | | | | | |
| 1. NAIC 1 (a) | 55,004,120 | 77,435,027 | 84,072,248 | 171,798 | 55,004,120 | 48,538,697 | | 43,652,890 |
| 2. NAIC 2 (a) | 5,679,472 | | | (2,067) | 5,679,472 | 5,677,405 | | 5,681,593 |
| 3. NAIC 3 (a) | 977,770 | | | (10,270) | 977,770 | 967,500 | | 945,000 |
| 4. NAIC 4 (a) | | | | | | | | |
| 5. NAIC 5 (a) | | | | | | | | |
| 6. NAIC 6 (a) | | | | | | | | |
| 7. Total Bonds | 61,661,362 | 77,435,027 | 84,072,248 | 159,461 | 61,661,362 | 55,183,602 | | 50,279,483 |
| PREFERRED STOCK | | | | | | | | |
| 8. NAIC 1 | | | | | | | | |
| 9. NAIC 2 | | | | | | | | |
| 10. NAIC 3 | | | | | | | | |
| 11. NAIC 4 | | | | | | | | |
| 12. NAIC 5 | | | | | | | | |
| 13. NAIC 6 | | | | | | | | |
| 14. Total Preferred Stock | | | | | | | | |
| 15. Total Bonds and Preferred Stock | 61,661,362 | 77,435,027 | 84,072,248 | 159,461 | 61,661,362 | 55,183,602 | | 50,279,483 |

(a) Book/Adjusted Carrying Value column for the end of the current reporting period includes the following amount of short-term and cash equivalent bonds by NAIC designation:

NAIC 1 \$ 11,977,801 ; NAIC 2 \$; NAIC 3 \$; NAIC 4 \$; NAIC 5 \$; NAIC 6 \$

S102

SCHEDULE DA - PART 1

Short-Term Investments

| | 1 | 2 | 3 | 4 | 5 |
|-------------------|------------------------------|---------|-------------|---------------------------------|--|
| | Book/Adjusted Carrying Value | Premium | Actual Cost | Interest Collected Year-to-Date | Paid for Accrued Interest Year-to-Date |
| 7709999999 Totals | | XX | | | |

NONE

SCHEDULE DA - VERIFICATION

Short-Term Investments

| | 1 | 2 |
|---|--------------|------------------------------|
| | Year To Date | Prior Year Ended December 31 |
| 1. Book/adjusted carrying value, December 31 of prior year | | 5,999,827 |
| 2. Cost of short-term investments acquired | | |
| 3. Accrual of discount | | 146 |
| 4. Unrealized valuation increase (decrease) | | |
| 5. Total gain (loss) on disposals | | 14 |
| 6. Deduct consideration received on disposals | | 5,999,987 |
| 7. Deduct amortization of premium | | |
| 8. Total foreign exchange change in book/adjusted carrying value | | |
| 9. Deduct current year's other than temporary impairment recognized | | |
| 10. Book/adjusted carrying value at end of current period (Lines 1+2+3+4+5-6-7+8-9) | | |
| 11. Deduct total nonadmitted amounts | | |
| 12. Statement value at end of current period (Line 10 minus Line 11) | | |

Schedule DB - Part A - Verification - Options, Caps, Floors, Collars, Swaps and Forwards

N O N E

Schedule DB - Part B - Verification - Futures Contracts

N O N E

Schedule DB - Part C - Section 1 - Replication (Synthetic Asset) Transactions (RSATs) Open

N O N E

Schedule DB-Part C-Section 2-Reconciliation of Replication (Synthetic Asset) Transactions Open

N O N E

Schedule DB - Verification - Book/Adjusted Carrying Value, Fair Value and Potential Exposure of
Derivatives

N O N E

STATEMENT AS OF JUNE 30, 2023 OF THE Metropolitan General Insurance Company

SCHEDULE E - PART 2 - VERIFICATION

(Cash Equivalents)

| | 1 | 2 |
|---|--------------|---------------------------------|
| | Year To Date | Prior Year Ended December 31 |
| 1. Book/adjusted carrying value, December 31 of prior year | 11,977,749 | 4,999,921 |
| 2. Cost of cash equivalents acquired | 115,029,952 | 30,919,350 |
| 3. Accrual of discount | 381,745 | 52,677 |
| 4. Unrealized valuation increase (decrease) | | |
| 5. Total gain (loss) on disposals | 2,334 | 187 |
| 6. Deduct consideration received on disposals | 115,413,979 | 23,994,386 |
| 7. Deduct amortization of premium | | |
| 8. Total foreign exchange change in book/adjusted carrying value | | |
| 9. Deduct current year's other than temporary impairment recognized | | |
| 10. Book/adjusted carrying value at end of current period (Lines 1+2+3+4+5-6-7+8-9) | 11,977,801 | 11,977,749 |
| 11. Deduct total nonadmitted amounts | | |
| 12. Statement value at end of current period (Line 10 minus Line 11) | 11,977,801 | 11,977,749 |

Schedule A - Part 2 - Real Estate Acquired and Additions Made

NONE

Schedule A - Part 3 - Real Estate Disposed

NONE

Schedule B - Part 2 - Mortgage Loans Acquired and Additions Made

NONE

Schedule B - Part 3 - Mortgage Loans Disposed, Transferred or Repaid

NONE

Schedule BA - Part 2 - Other Long-Term Invested Assets Acquired and Additions Made

NONE

Schedule BA - Part 3 - Other Long-Term Invested Assets Disposed, Transferred or Repaid

NONE

STATEMENT AS OF JUNE 30, 2023 OF THE Metropolitan General Insurance Company

SCHEDULE D - PART 3

Show All Long-Term Bonds and Stock Acquired During the Current Quarter

| 1 | 2 | 3 | 4 | 5 | 6 | 7 | 8 | 9 | 10 |
|--|--|---------|---------------|------------------------------|---------------------------|-------------|-----------|---|---|
| CUSIP Identification | Description | Foreign | Date Acquired | Name of Vendor | Number of Shares of Stock | Actual Cost | Par Value | Paid for Accrued Interest and Dividends | NAIC Designation, NAIC Designation Modifier and SVO Administrative Symbol |
| 91282C-FA-4 | UNITED STATES TREASURY 3.0000 2024-07-31 | | 06/14/2023 | RBS SECURITIES INC | | 122,031 | 125,000 | 1,398 | 1.A |
| 0109999999. Subtotal - Bonds - U.S. Governments | | | | | | 122,031 | 125,000 | 1,398 | XXX |
| 3140XL-HV-3 | FEDERAL NATIONAL MORTGAGE ASSO 6.5000 20 | | 06/08/2023 | JP MORGAN SECURITIES LTD LDN | | 5,067,015 | 4,920,925 | 10,662 | 1.A |
| 0909999999. Subtotal - Bonds - U.S. Special Revenues | | | | | | 5,067,015 | 4,920,925 | 10,662 | XXX |
| 2509999997. Total - Bonds - Part 3 | | | | | | 5,189,046 | 5,045,925 | 12,060 | XXX |
| 2509999998. Total - Bonds - Part 5 | | | | | | XXX | XXX | XXX | XXX |
| 2509999999. Total - Bonds | | | | | | 5,189,046 | 5,045,925 | 12,060 | XXX |
| 4509999997. Total - Preferred Stocks - Part 3 | | | | | | | XXX | | XXX |
| 4509999998. Total - Preferred Stocks - Part 5 | | | | | | XXX | XXX | XXX | XXX |
| 4509999999. Total - Preferred Stocks | | | | | | | XXX | | XXX |
| 5989999997. Total - Common Stocks - Part 3 | | | | | | | XXX | | XXX |
| 5989999998. Total - Common Stocks - Part 5 | | | | | | XXX | XXX | XXX | XXX |
| 5989999999. Total - Common Stocks | | | | | | | XXX | | XXX |
| 5999999999. Total - Preferred and Common Stocks | | | | | | | XXX | | XXX |
| 6009999999 - Totals | | | | | | 5,189,046 | XXX | 12,060 | XXX |

STATEMENT AS OF JUNE 30, 2023 OF THE Metropolitan General Insurance Company

SCHEDULE D - PART 4

Show All Long-Term Bonds and Stock Sold, Redeemed or Otherwise Disposed of During the Current Quarter

| 1 | 2 | 3 | 4 | 5 | 6 | 7 | 8 | 9 | 10 | Change In Book/Adjusted Carrying Value | | | | | 16 | 17 | 18 | 19 | 20 | 21 | 22 | |
|---|--|---------|---------------|-------------------|---------------------------|---------------|-----------|-------------|---|--|---|--|---|--|---|--|----------------------------------|-------------------------------|--|----------------------------------|---|-----|
| | | | | | | | | | | 11 | 12 | 13 | 14 | 15 | | | | | | | | |
| CUSIP Identification | Description | Foreign | Disposal Date | Name of Purchaser | Number of Shares of Stock | Consideration | Par Value | Actual Cost | Prior Year Book/Adjusted Carrying Value | Unrealized Valuation Increase/(Decrease) | Current Year's (Amortization)/Accretion | Other Than Temporary Impairment Recognized | Total Change in Book/Adjusted Carrying Value (11 + 12 - 13) | Total Foreign Exchange Change in Book /Adjusted Carrying Value | Book/Adjusted Carrying Value at Disposal Date | Foreign Exchange Gain (Loss) on Disposal | Realized Gain (Loss) on Disposal | Total Gain (Loss) on Disposal | Bond Interest/Stock Dividends Received During Year | Stated Contractual Maturity Date | NAIC Designation, NAIC Designation Modifier and SVO Administrative Symbol | |
| ..36225B-QN-1 | GINNIE MAE I 7.5000 2025-12-15 | | 06/07/2023 | Paydown | | 158 | 158 | 153 | 156 | | 2 | | 2 | | 158 | | | | 2 | 12/15/2025 | 1.A | |
| 0109999999. Subtotal - Bonds - U.S. Governments | | | | | | 158 | 158 | 153 | 156 | | 2 | | 2 | | 158 | | | | 2 | XXX | XXX | |
| ..313380-ST-1 | FEDERAL HOME LOAN MORTGAGE COR 2.5000 20 | | 06/06/2023 | Paydown | | 40,119 | 40,119 | 40,853 | 40,807 | | (678) | | (678) | | 40,119 | | | | 190 | 12/01/2051 | 1.A | |
| ..3133KN-R9-6 | FEDERAL HOME LOAN MORTGAGE COR 3.0000 20 | | 06/06/2023 | Paydown | | 45,278 | 45,278 | 46,672 | 46,574 | | (1,271) | | (1,271) | | 45,278 | | | | 225 | 02/01/2052 | 1.A | |
| ..31417G-XL-5 | FEDERAL NATIONAL MORTGAGE ASSO 4.0000 20 | | 06/06/2023 | Paydown | | 9,008 | 9,008 | 9,392 | 9,303 | | (294) | | (294) | | 9,008 | | | | 48 | 06/01/2043 | 1.A | |
| ..64988R-FJ-6 | NEW YORK ST MORTGAGE AGENCY 3.7000 2038- | | 04/12/2023 | Call 100 | | | | 35,000 | 35,000 | | | | | | | | | | 648 | 10/01/2038 | 1.A FE | |
| 0909999999. Subtotal - Bonds - U.S. Special Revenues | | | | | | 94,405 | 94,405 | 131,917 | 131,684 | | (2,242) | | (2,242) | | 94,405 | | | | 1,110 | XXX | XXX | |
| ..67647G-AA-0 | BAYVIEW FINANCING SBC TRUST BV 4.8590 20 | | 06/23/2023 | Paydown | | 45,425 | 45,425 | 45,425 | 45,405 | | 23 | | 23 | | 45,425 | | | | 347 | 03/01/2055 | 1.A FE | |
| 1109999999. Subtotal - Bonds - Industrial and Miscellaneous (Unaffiliated) | | | | | | 45,425 | 45,425 | 45,425 | 45,405 | | 23 | | 23 | | 45,425 | | | | 347 | XXX | XXX | |
| 2509999997. Total - Bonds - Part 4 | | | | | | 139,988 | 139,988 | 177,494 | 177,245 | | (2,217) | | (2,217) | | 139,988 | | | | 1,459 | XXX | XXX | |
| 2509999998. Total - Bonds - Part 5 | | | | | | XXX | XXX | XXX | XXX | XXX | XXX | XXX | XXX | XXX | XXX | XXX | XXX | XXX | XXX | XXX | XXX | XXX |
| 2509999999. Total - Bonds | | | | | | 139,988 | 139,988 | 177,494 | 177,245 | | (2,217) | | (2,217) | | 139,988 | | | | 1,459 | XXX | XXX | |
| 4509999997. Total - Preferred Stocks - Part 4 | | | | | | | XXX | | | | | | | | | | | | | XXX | XXX | |
| 4509999998. Total - Preferred Stocks - Part 5 | | | | | | XXX | XXX | XXX | XXX | XXX | XXX | XXX | XXX | XXX | XXX | XXX | XXX | XXX | XXX | XXX | XXX | XXX |
| 4509999999. Total - Preferred Stocks | | | | | | | XXX | | | | | | | | | | | | | XXX | XXX | |
| 5989999997. Total - Common Stocks - Part 4 | | | | | | | XXX | | | | | | | | | | | | | XXX | XXX | |
| 5989999998. Total - Common Stocks - Part 5 | | | | | | XXX | XXX | XXX | XXX | XXX | XXX | XXX | XXX | XXX | XXX | XXX | XXX | XXX | XXX | XXX | XXX | XXX |
| 5989999999. Total - Common Stocks | | | | | | | XXX | | | | | | | | | | | | | XXX | XXX | |
| 5999999999. Total - Preferred and Common Stocks | | | | | | | XXX | | | | | | | | | | | | | XXX | XXX | |
| 6009999999 - Totals | | | | | | 139,988 | XXX | 177,494 | 177,245 | | (2,217) | | (2,217) | | 139,988 | | | | 1,459 | XXX | XXX | |

EO5

Schedule DB - Part A - Section 1 - Options, Caps, Floors, Collars, Swaps and Forwards Open

N O N E

Schedule DB - Part B - Section 1 - Futures Contracts Open

N O N E

Schedule DB - Part B - Section 1B - Brokers with whom cash deposits have been made

N O N E

Schedule DB - Part D - Section 1 - Counterparty Exposure for Derivative Instruments Open

N O N E

Schedule DB - Part D-Section 2 - Collateral for Derivative Instruments Open - Pledged By

N O N E

Schedule DB - Part D-Section 2 - Collateral for Derivative Instruments Open - Pledged To

N O N E

Schedule DB - Part E - Derivatives Hedging Variable Annuity Guarantees

N O N E

Schedule DL - Part 1 - Reinvested Collateral Assets Owned

N O N E

Schedule DL - Part 2 - Reinvested Collateral Assets Owned

N O N E

STATEMENT AS OF JUNE 30, 2023 OF THE Metropolitan General Insurance Company

SCHEDULE E - PART 1 - CASH

Month End Depository Balances

| 1 Depository | 2 Code | 3 Rate of Interest | 4 Amount of Interest Received During Current Quarter | 5 Amount of Interest Accrued at Current Statement Date | Book Balance at End of Each Month During Current Quarter | | | 9 * |
|--|-----------|--------------------------|--|--|---|-------------------|------------------|--------|
| | | | | | 6 First Month | 7 Second Month | 8 Third Month | |
| Citibank, NA Delaware | | | | | (412,824) | 622,948 | 1,066,701 | ..XXX. |
| JPMorgan Chase Bank, NA New York, NY | | | | | 5,549,451 | 25,880,178 | 6,252,702 | ..XXX. |
| PNC Bank Louisville, KY | | | | | 211,529 | 277,895 | 312,004 | ..XXX. |
| 0199998. Deposits in ... depositories that do not exceed the allowable limit in any one depository (See instructions) - Open Depositories | XXX | XXX | | | | | | XXX |
| 0199999. Totals - Open Depositories | XXX | XXX | | | 5,348,156 | 26,781,021 | 7,631,407 | XXX |
| 0299998. Deposits in ... depositories that do not exceed the allowable limit in any one depository (See instructions) - Suspended Depositories | XXX | XXX | | | | | | XXX |
| 0299999. Totals - Suspended Depositories | XXX | XXX | | | | | | XXX |
| 0399999. Total Cash on Deposit | XXX | XXX | | | 5,348,156 | 26,781,021 | 7,631,407 | XXX |
| 0499999. Cash in Company's Office | XXX | XXX | XXX | XXX | | | | XXX |
| | | | | | | | | |
| | | | | | | | | |
| | | | | | | | | |
| | | | | | | | | |
| | | | | | | | | |
| | | | | | | | | |
| | | | | | | | | |
| | | | | | | | | |
| | | | | | | | | |
| | | | | | | | | |
| | | | | | | | | |
| | | | | | | | | |
| | | | | | | | | |
| | | | | | | | | |
| 0599999. Total - Cash | XXX | XXX | | | 5,348,156 | 26,781,021 | 7,631,407 | XXX |

