



PROPERTY AND CASUALTY COMPANIES – ASSOCIATION EDITION

QUARTERLY STATEMENT

AS OF SEPTEMBER 30, 2023
OF THE CONDITION AND AFFAIRS OF THE

METROPOLITAN GENERAL INSURANCE COMPANY

NAIC Group Code 0241 0241 NAIC Company Code 39950 Employer's ID Number 22-2342710
(Current) (Prior)

Organized under the Laws of Rhode Island State of Domicile or Port of Entry Rhode Island
 Country of Domicile United States of America
 Incorporated/Organized June 30, 1980
 Statutory Home Office 700 Quaker Lane Warwick, RI 02886-6669
 (Street and Number) (City or Town, State and Zip Code)
 Main Administrative Office 700 Quaker Lane
 (Street and Number) Warwick, RI 02886-6669 401-827-2400
 (City or Town, State and Zip Code) (Area Code) (Telephone Number)
 Mail Address 18210 Crane Nest Drive, 3rd Floor Tampa, FL 33647
 (Street and Number or P.O. Box) (City or Town, State and Zip Code)
 Primary Location of Books and Records 700 Quaker Lane
 (Street and Number) Warwick, RI 02886-6669 401-827-2400
 (City or Town, State and Zip Code) (Area Code) (Telephone Number)
 Internet Web Site Address www.metlife.com
 Statutory Statement Contact Nicole Kolitsopoulos 813-983-4100
 (Name) (Area Code) (Telephone Number)
nsackedis@metlife.com 813-983-6493
 (E-mail Address) (Fax Number)

OFFICERS

President INGRID ELIZABETH TOLENTINO Treasurer CHARLES PATRICK CONNERY
 Vice President and Chief Financial Officer GARY PAUL GLACKEN

OTHER

ERIC ARNALDO LATALLADI # ROGER CARL ELDER CHARLES SHERIDAN SCULLY
 Sr. Vice President & Chief Information Security Officer Vice President and General Counsel Executive Vice President & Executive Investment Officer
CRAIG DAVID ROGERS
 Controller

DIRECTORS OR TRUSTEES

GARY PAUL GLACKEN BRIAN JAMES JORGENSON INGRID ELIZABETH TOLENTINO
MICHAEL PATRICK WALLING #

State of Ohio State of New Jersey State of New Jersey
 County of Duyahoga } SS County of Morris } SS County of Somerset } SS

The officers of this reporting entity being duly sworn, each depose and say that they are the described officers of said reporting entity, and that on the reporting period stated above, all of the herein described assets were the absolute property of the said reporting entity, free and clear from any liens or claims thereon, except as herein stated, and that this statement, together with related exhibits, schedules and explanations therein contained, annexed or referred to, is a full and true statement of all the assets and liabilities and of the condition and affairs of the said reporting entity as of the reporting period stated above, and of its income and deductions there from for the period ended, and have been completed in accordance with the NAIC Quarterly Statement Instructions and Accounting Practices and Procedures manual except to the extent that; (1) state law may differ; or, (2) that state rules or regulations require differences in reporting not related to accounting practices and procedures, according to the best of their information, knowledge and belief, respectively. Furthermore, the scope of this attestation by the described officers also includes the related corresponding electronic filing with the NAIC, when required, that is an exact copy (except for formatting differences due to electronic filing) of the enclosed statement. The electronic filing may be requested by various regulators in lieu of or in addition to the enclosed statement.

Ingrid Elizabeth Tolentino
 INGRID ELIZABETH TOLENTINO
 President

Charles Patrick Connery
 CHARLES PATRICK CONNERY
 Treasurer


GARY PAUL GLACKEN
 Vice President and Chief Financial Officer
KENNY S. CABRERA

Subscribed and sworn to before me this
17th day of October, 2023.
Jennifer L. McKeegan
 Notary for Tolentino

Subscribed and sworn to before me this
17 day of October, 2023.
Susan J. Novalis
 Notary for Connery

STATE OF NEW JERSEY
 NOTARY PUBLIC
 COMMISSION # 50152862
23 day of October, 2023.
Kenny S. Cabrera
 Notary for Glacken.

Jennifer L. McKeegan, Attorney at Law
 Notary Public - State of Ohio
 My commission has no expiration date.
 R.C. § 147.03



- a. Is this an original filing? Yes No
- b. If no,
- 1. State the amendment number _____
- 2. Date filed _____
- 3. Number of pages attached _____

STATEMENT AS OF SEPTEMBER 30, 2023 OF THE Metropolitan General Insurance Company

ASSETS

	Current Statement Date			4 December 31 Prior Year Net Admitted Assets
	1 Assets	2 Nonadmitted Assets	3 Net Admitted Assets (Cols. 1 - 2)	
1. Bonds	42,701,392		42,701,392	38,301,732
2. Stocks:				
2.1 Preferred stocks				
2.2 Common stocks				
3. Mortgage loans on real estate:				
3.1 First liens				
3.2 Other than first liens.....				
4. Real estate:				
4.1 Properties occupied by the company (less \$ encumbrances)				
4.2 Properties held for the production of income (less \$ encumbrances)				
4.3 Properties held for sale (less \$ encumbrances)				
5. Cash (\$ 2,573,483), cash equivalents (\$ 24,989,008) and short-term investments (\$)	27,562,491		27,562,491	14,862,638
6. Contract loans (including \$ premium notes)				
7. Derivatives				
8. Other invested assets				
9. Receivables for securities				423
10. Securities lending reinvested collateral assets				
11. Aggregate write-ins for invested assets				
12. Subtotals, cash and invested assets (Lines 1 to 11)	70,263,883		70,263,883	53,164,793
13. Title plants less \$ charged off (for Title insurers only)				
14. Investment income due and accrued	343,483		343,483	320,076
15. Premiums and considerations:				
15.1 Uncollected premiums and agents' balances in the course of collection	13,526,418		13,526,418	9,837,591
15.2 Deferred premiums, agents' balances and installments booked but deferred and not yet due (including \$ earned but unbilled premiums)	100,573,628		100,573,628	48,036,734
15.3 Accrued retrospective premiums (\$) and contracts subject to redetermination (\$)				
16. Reinsurance:				
16.1 Amounts recoverable from reinsurers				
16.2 Funds held by or deposited with reinsured companies				
16.3 Other amounts receivable under reinsurance contracts				
17. Amounts receivable relating to uninsured plans				
18.1 Current federal and foreign income tax recoverable and interest thereon	5,174,369		5,174,369	242,013
18.2 Net deferred tax asset	5,359,865	193,885	5,165,980	2,161,137
19. Guaranty funds receivable or on deposit	9,935		9,935	4,657
20. Electronic data processing equipment and software				
21. Furniture and equipment, including health care delivery assets (\$)				
22. Net adjustment in assets and liabilities due to foreign exchange rates				
23. Receivables from parent, subsidiaries and affiliates	11,978,073	2,892,696	9,085,377	15,363,047
24. Health care (\$) and other amounts receivable				
25. Aggregate write-ins for other than invested assets				
26. Total assets excluding Separate Accounts, Segregated Accounts and Protected Cell Accounts (Lines 12 to 25)	207,229,654	3,086,581	204,143,073	129,130,048
27. From Separate Accounts, Segregated Accounts and Protected Cell Accounts				
28. Total (Lines 26 and 27)	207,229,654	3,086,581	204,143,073	129,130,048
DETAILS OF WRITE-INS				
1101.				
1102.				
1103.				
1198. Summary of remaining write-ins for Line 11 from overflow page				
1199. Totals (Lines 1101 through 1103 plus 1198)(Line 11 above)				
2501.				
2502.				
2503.				
2598. Summary of remaining write-ins for Line 25 from overflow page				
2599. Totals (Lines 2501 through 2503 plus 2598)(Line 25 above)				

STATEMENT AS OF SEPTEMBER 30, 2023 OF THE Metropolitan General Insurance Company

LIABILITIES, SURPLUS AND OTHER FUNDS

	1 Current Statement Date	2 December 31, Prior Year
1. Losses (current accident year \$ 19,131,972)	19,703,181	12,608,695
2. Reinsurance payable on paid losses and loss adjustment expenses	400	178,273
3. Loss adjustment expenses		
4. Commissions payable, contingent commissions and other similar charges		
5. Other expenses (excluding taxes, licenses and fees)	81,895	31,762
6. Taxes, licenses and fees (excluding federal and foreign income taxes)	4,299,882	4,527,571
7.1 Current federal and foreign income taxes (including \$ on realized capital gains (losses))		
7.2 Net deferred tax liability		
8. Borrowed money \$ and interest thereon \$		
9. Unearned premiums (after deducting unearned premiums for ceded reinsurance of \$ 615 and including warranty reserves of \$ and accrued accident and health experience rating refunds including \$ for medical loss ratio rebate per the Public Health Service Act)	104,951,964	50,515,672
10. Advance premium	877,394	1,618,741
11. Dividends declared and unpaid:		
11.1 Stockholders		
11.2 Policyholders		
12. Ceded reinsurance premiums payable (net of ceding commissions)	238,948	240,669
13. Funds held by company under reinsurance treaties		
14. Amounts withheld or retained by company for account of others		
15. Remittances and items not allocated		
16. Provision for reinsurance (including \$ certified)		
17. Net adjustments in assets and liabilities due to foreign exchange rates		
18. Drafts outstanding		
19. Payable to parent, subsidiaries and affiliates	1,155,147	367,683
20. Derivatives		
21. Payable for securities		1,205
22. Payable for securities lending		
23. Liability for amounts held under uninsured plans		
24. Capital notes \$ and interest thereon \$		
25. Aggregate write-ins for liabilities	2,047,127	2,303
26. Total liabilities excluding protected cell liabilities (Lines 1 through 25)	133,355,938	70,092,574
27. Protected cell liabilities		
28. Total liabilities (Lines 26 and 27)	133,355,938	70,092,574
29. Aggregate write-ins for special surplus funds		
30. Common capital stock	3,800,000	3,800,000
31. Preferred capital stock		
32. Aggregate write-ins for other than special surplus funds		
33. Surplus notes		
34. Gross paid in and contributed surplus	22,573,499	22,573,499
35. Unassigned funds (surplus)	44,413,636	32,663,975
36. Less treasury stock, at cost:		
36.1 shares common (value included in Line 30 \$)		
36.2 shares preferred (value included in Line 31 \$)		
37. Surplus as regards policyholders (Lines 29 to 35, less 36)	70,787,135	59,037,474
38. Totals (Page 2, Line 28, Col. 3)	204,143,073	129,130,048
DETAILS OF WRITE-INS		
2501. Premium Deficiency Reserve	2,044,821	
2502. Miscellaneous	2,306	2,303
2503.		
2598. Summary of remaining write-ins for Line 25 from overflow page		
2599. Totals (Lines 2501 through 2503 plus 2598)(Line 25 above)	2,047,127	2,303
2901.		
2902.		
2903.		
2998. Summary of remaining write-ins for Line 29 from overflow page		
2999. Totals (Lines 2901 through 2903 plus 2998)(Line 29 above)		
3201.		
3202.		
3203.		
3298. Summary of remaining write-ins for Line 32 from overflow page		
3299. Totals (Lines 3201 through 3203 plus 3298)(Line 32 above)		

STATEMENT AS OF SEPTEMBER 30, 2023 OF THE Metropolitan General Insurance Company

STATEMENT OF INCOME

	1 Current Year to Date	2 Prior Year to Date	3 Prior Year Ended December 31
UNDERWRITING INCOME			
1. Premiums earned:			
1.1 Direct (written \$218,903,067)	164,466,313	42,542,232	82,833,249
1.2 Assumed (written \$)		55,185,838	53,888,364
1.3 Ceded (written \$ (6,686))	(7,149)	5,756,559	5,933,763
1.4 Net (written \$218,909,753)	164,473,462	91,971,511	130,787,850
DEDUCTIONS:			
2. Losses incurred (current accident year \$ 91,114,391):			
2.1 Direct	103,604,872	24,824,607	47,081,631
2.2 Assumed	(2,506,407)	14,545,437	15,059,042
2.3 Ceded	464,074	4,470,030	5,260,636
2.4 Net	100,634,391	34,900,014	56,880,037
3. Loss adjustment expenses incurred	1,676,767	2,832,165	2,636,289
4. Other underwriting expenses incurred	49,760,342	47,995,964	55,178,540
5. Aggregate write-ins for underwriting deductions	2,044,821		
6. Total underwriting deductions (Lines 2 through 5)	154,116,321	85,728,143	114,694,866
7. Net income of protected cells			
8. Net underwriting gain (loss) (Line 1 minus Line 6 + Line 7)	10,357,141	6,243,368	16,092,984
INVESTMENT INCOME			
9. Net investment income earned	1,737,176	910,003	1,278,968
10. Net realized capital gains (losses) less capital gains tax of \$ 474	1,781	(124,395)	(124,221)
11. Net investment gain (loss) (Lines 9 + 10)	1,738,957	785,608	1,154,747
OTHER INCOME			
12. Net gain or (loss) from agents' or premium balances charged off (amount recovered \$ amount charged off \$)		(47,758)	(47,758)
13. Finance and service charges not included in premiums	5,347,109	1,825,712	3,047,360
14. Aggregate write-ins for miscellaneous income		39,905	39,906
15. Total other income (Lines 12 through 14)	5,347,109	1,817,859	3,039,508
16. Net income before dividends to policyholders, after capital gains tax and before all other federal and foreign income taxes (Lines 8 + 11 + 15)	17,443,207	8,846,835	20,287,239
17. Dividends to policyholders			
18. Net income, after dividends to policyholders, after capital gains tax and before all other federal and foreign income taxes (Line 16 minus Line 17)	17,443,207	8,846,835	20,287,239
19. Federal and foreign income taxes incurred	6,067,174	3,965,488	5,586,565
20. Net income (Line 18 minus Line 19)(to Line 22)	11,376,033	4,881,347	14,700,674
CAPITAL AND SURPLUS ACCOUNT			
21. Surplus as regards policyholders, December 31 prior year	59,037,474	42,939,449	42,939,449
22. Net income (from Line 20)	11,376,033	4,881,347	14,700,674
23. Net transfers (to) from Protected Cell accounts			
24. Change in net unrealized capital gains (losses) less capital gains tax of \$ 4,665	17,551	(59,391)	(49,200)
25. Change in net unrealized foreign exchange capital gain (loss)			
26. Change in net deferred income tax	3,001,741	2,414,388	1,374,274
27. Change in nonadmitted assets	(2,645,664)	(1,194,257)	72,277
28. Change in provision for reinsurance			
29. Change in surplus notes			
30. Surplus (contributed to) withdrawn from protected cells			
31. Cumulative effect of changes in accounting principles			
32. Capital changes:			
32.1 Paid in		800,000	800,000
32.2 Transferred from surplus (Stock Dividend)			
32.3 Transferred to surplus			
33. Surplus adjustments:			
33.1 Paid in		(800,000)	(800,000)
33.2 Transferred to capital (Stock Dividend)			
33.3 Transferred from capital			
34. Net remittances from or (to) Home Office			
35. Dividends to stockholders			
36. Change in treasury stock			
37. Aggregate write-ins for gains and losses in surplus			
38. Change in surplus as regards policyholders (Lines 22 through 37)	11,749,661	6,042,087	16,098,025
39. Surplus as regards policyholders, as of statement date (Lines 21 plus 38)	70,787,135	48,981,536	59,037,474
DETAILS OF WRITE-INS			
0501. Premium Deficiency Reserve	2,044,821		
0502.			
0503.			
0598. Summary of remaining write-ins for Line 5 from overflow page			
0599. Totals (Lines 0501 through 0503 plus 0598)(Line 5 above)	2,044,821		
1401. Restated quota share - dividends, write-offs, payment fees		39,905	39,906
1402.			
1403.			
1498. Summary of remaining write-ins for Line 14 from overflow page			
1499. Totals (Lines 1401 through 1403 plus 1498)(Line 14 above)		39,905	39,906
3701.			
3702.			
3703.			
3798. Summary of remaining write-ins for Line 37 from overflow page			
3799. Totals (Lines 3701 through 3703 plus 3798)(Line 37 above)			

STATEMENT AS OF SEPTEMBER 30, 2023 OF THE Metropolitan General Insurance Company

CASH FLOW

	1 Current Year To Date	2 Prior Year To Date	3 Prior Year Ended December 31
Cash from Operations			
1. Premiums collected net of reinsurance	162,180,230	92,127,801	130,872,963
2. Net investment income	1,813,024	804,642	1,290,536
3. Miscellaneous income	5,347,109	1,817,859	3,039,508
4. Total (Lines 1 to 3)	169,340,363	94,750,302	135,203,007
5. Benefit and loss related payments	93,717,778	32,914,606	53,786,372
6. Net transfers to Separate Accounts, Segregated Accounts and Protected Cell Accounts			
7. Commissions, expenses paid and aggregate write-ins for deductions	51,619,943	48,763,668	54,721,618
8. Dividends paid to policyholders			
9. Federal and foreign income taxes paid (recovered) net of \$ tax on capital gains (losses)	11,000,004	6,017,687	5,715,240
10. Total (Lines 5 through 9)	156,337,725	87,695,961	114,223,230
11. Net cash from operations (Line 4 minus Line 10)	13,002,638	7,054,341	20,979,777
Cash from Investments			
12. Proceeds from investments sold, matured or repaid:			
12.1 Bonds	712,347	4,835,771	14,233,814
12.2 Stocks			
12.3 Mortgage loans			
12.4 Real estate			
12.5 Other invested assets			
12.6 Net gains or (losses) on cash, cash equivalents and short-term investments			201
12.7 Miscellaneous proceeds	423		1,205
12.8 Total investment proceeds (Lines 12.1 to 12.7)	712,770	4,835,771	14,235,220
13. Cost of investments acquired (long-term only):			
13.1 Bonds	5,189,046	22,622,250	22,622,250
13.2 Stocks			
13.3 Mortgage loans			
13.4 Real estate			
13.5 Other invested assets			
13.6 Miscellaneous applications	1,205		423
13.7 Total investments acquired (Lines 13.1 to 13.6)	5,190,251	22,622,250	22,622,673
14. Net increase (or decrease) in contract loans and premium notes			
15. Net cash from investments (Line 12.8 minus Line 13.7 and Line 14)	(4,477,481)	(17,786,479)	(8,387,452)
Cash from Financing and Miscellaneous Sources			
16. Cash provided (applied):			
16.1 Surplus notes, capital notes			
16.2 Capital and paid in surplus, less treasury stock			
16.3 Borrowed funds			
16.4 Net deposits on deposit-type contracts and other insurance liabilities			
16.5 Dividends to stockholders			
16.6 Other cash provided (applied)	4,174,697	2,091,860	(10,088,583)
17. Net cash from financing and miscellaneous sources (Line 16.1 through Line 16.4 minus Line 16.5 plus Line 16.6)	4,174,697	2,091,860	(10,088,583)
RECONCILIATION OF CASH, CASH EQUIVALENTS AND SHORT-TERM INVESTMENTS			
18. Net change in cash, cash equivalents and short-term investments (Line 11, plus Lines 15 and 17)	12,699,854	(8,640,278)	2,503,742
19. Cash, cash equivalents and short-term investments:			
19.1 Beginning of year	14,862,638	12,358,896	12,358,896
19.2 End of period (Line 18 plus Line 19.1)	27,562,492	3,718,618	14,862,638

Note: Supplemental disclosures of cash flow information for non-cash transactions:

--	--	--	--

NOTES TO THE FINANCIAL STATEMENTS

1. Summary of Significant Accounting Policies and Going Concern**A. Accounting Practices**

The accompanying financial statements of Metropolitan General Insurance Company (the “Company”) have been prepared on the basis of accounting standards prescribed or permitted (“RI SAP”) by the State of Rhode Island (“RI”) Department of Business Regulation, Insurance Division (the “Department”).

The Department recognizes only statutory accounting practices prescribed or permitted by Rhode Island in determining and reporting the financial condition and results of operations of an insurance company, in determining its solvency under the Rhode Island Insurance Law. In 2001, the National Association of Insurance Commissioners’ (“NAIC”) *Accounting Practices and Procedures Manual* (“NAIC SAP”) was adopted as the basis of RI SAP.

The Department has not adopted any prescribed accounting practices that differ from those found in NAIC SAP. A reconciliation of the Company’s net income and capital and surplus between RI SAP and NAIC SAP is as follows:

	<u>SSAP Number ⁽¹⁾</u>	<u>Financial Statement Page</u>	<u>Financial Statement Line Number</u>	<u>For the Nine Months Ended September 30, 2023</u>	<u>For the Year Ended December 31, 2022</u>
Net income, RI SAP				\$ 11,376,033	\$ 14,700,674
State prescribed practices: NONE				—	—
State permitted practices: NONE				—	—
Net income, NAIC SAP				<u>\$ 11,376,033</u>	<u>\$ 14,700,674</u>
				<u>September 30, 2023</u>	<u>December 31, 2022</u>
Statutory capital and surplus, RI SAP				\$ 70,787,135	\$ 59,037,474
State prescribed practices: NONE				—	—
State permitted practices: NONE				—	—
Statutory capital and surplus, NAIC SAP				<u>\$ 70,787,135</u>	<u>\$ 59,037,474</u>

⁽¹⁾ Statement of Statutory Accounting Principles (“SSAP”)

B. Use of Estimates in the Preparation of the Financial Statements

No significant change.

C. Accounting Policy

- (1) No significant change.
- (2) The Company did not sell and reacquire any NAIC Securities Valuation Office Identified Funds.
- (3) No significant change.
- (4) Redeemable preferred stocks are generally stated at amortized cost unless they have a NAIC rating designation of 3, 4, 5 or 6, in which case such stocks are stated at the lower of amortized cost or fair value. Perpetual preferred stocks are generally stated at fair value. Mandatory convertible preferred stocks are stated at fair value, not to exceed any currently effective call price, prior to conversion.
- (5) No significant change.
- (6) Mortgage-backed bonds, included in bonds, are generally stated at amortized cost using the scientific method unless they have a NAIC rating designation of 3, 4, 5, or 6, which are stated at the lower of amortized cost or fair value. Amortization of the discount or premium from the purchase of these securities considers the estimated timing and amount of prepayments of the underlying mortgage loans. Actual prepayment experience is periodically reviewed and effective yields are recalculated when differences arise between the prepayments originally anticipated and the actual prepayments received and currently anticipated. For credit-sensitive mortgage-backed and asset-backed bonds and certain prepayment-sensitive bonds (e.g., interest-only securities), the effective yield is recalculated on a prospective basis. For all other mortgage-backed and asset-backed bonds, the effective yield is recalculated on a retrospective basis.

For certain residential mortgage-backed securities (“RMBS”) and commercial mortgage-backed securities (“CMBS”), both an initial and final NAIC designation is determined on a security-by-security basis based on a range of values published by the NAIC. The initial designation is used to determine the carrying value of the RMBS or CMBS. RMBS and CMBS with initial designations of 1 or 2 are stated at amortized cost, while RMBS and CMBS with initial designations of 3, 4, 5 or 6 are stated at the lower of amortized cost or fair value. The final designation calculation compares this carrying value with a range of values, resulting in a final NAIC designation reported herein, which is used for all other accounting and reporting purposes.

(7-13) No significant change.

NOTES TO THE FINANCIAL STATEMENTS

- (14) The Company does not own any electronic data processing equipment, operating system software, furniture and fixtures, leasehold improvements, or non-operating system computer software.

D. Going Concern

Management does not have any substantial doubt about the Company's ability to continue as a going concern.

2. Accounting Changes and Corrections of Errors

On May 16, 2023, the NAIC adopted a consensus to extend Interpretation ("INT") 22-02: *Third Quarter 2022 through Second Quarter 2023 Reporting of the Inflation Reduction Act - Corporate Alternative Minimum Tax ("CAMT")*, for the second quarter 2023 statutory financial statements. Reporting entities were required to follow the guidance in this interpretation paragraphs 17.a. through 17.c. This guidance was automatically nullified on August 16, 2023. On September 21, 2023, the NAIC adopted INT 23-02, *Inflation Reduction Act - CAMT*, for the third quarter 2023 statutory financial statements. Reporting entities were required to follow the guidance in this interpretation paragraph 15 through 17. This guidance will be automatically nullified on November 16, 2023. The Company has provided all required disclosures. See Note 9.

3. Business Combinations and Goodwill

No significant change.

4. Discontinued Operations

No significant change.

5. Investments

A-C. No significant change.

D. Loan-backed Securities

- (1) Prepayment assumptions were obtained from published broker dealer values and internal estimates.
- (2) a. The Company did not recognize any other than temporary impairments ("OTTI") on the basis of the intent to sell during the nine months ended September 30, 2023.
 - b. The Company did not recognize any OTTI on the basis of the inability or lack of intent to retain the investment in the security for a period of time sufficient to recover the amortized cost basis during the nine months ended September 30, 2023.
- (3) As of September 30, 2023, the Company has not recognized any OTTI on its loan-backed securities based on cash flow analysis.
- (4) At September 30, 2023, the estimated fair value and gross unrealized losses for loan-backed securities, aggregated by length of time the securities have been in a continuous loss position were as follows:

a.	The aggregate amount of unrealized losses:	
1.	Less than 12 Months	\$ 97,018
2.	12 Months or Longer	\$ 1,358,976
b.	The aggregate related fair value of securities with unrealized losses:	
1.	Less than 12 Months	\$ 4,666,942
2.	12 Months or Longer	\$ 7,978,362

- (5) The Company performs a regular evaluation, on a security-by-security basis, of its securities holdings in accordance with its OTTI policy in order to evaluate whether such investments are other than temporarily impaired. Management considers a wide range of factors about the security issuer and uses its best judgment in evaluating the cause of the decline in the estimated fair value of the security and in assessing the prospects for near-term recovery. Factors considered include fundamentals of the industry and geographic area in which the security issuer operates, as well as overall macroeconomic conditions. Projected future cash flows are estimated using assumptions derived from management's best estimates of likely scenario-based outcomes after giving consideration to a variety of variables that include, but are not limited to: (i) general payment terms of the security; (ii) the likelihood that the issuer can service the scheduled interest and principal payments; (iii) the quality and amount of any credit enhancements; (iv) the security's position within the capital structure of the issuer; (v) possible corporate restructurings or asset sales by the issuer; and (vi) changes to the rating of the security or the issuer by rating agencies. Additional considerations are made when assessing the unique features that apply to certain loan-backed securities including, but are not limited to: (i) the quality of underlying collateral; (ii) expected prepayment speeds; (iii) current and forecasted loss severity; (iv) consideration of the payment terms of the underlying assets backing the security; and (v) the payment priority within the tranche structure of the security. For loan-backed securities in an unrealized loss position as summarized in the immediately preceding table, the Company does not have the intent to sell the securities, believes it has the intent and ability to retain the security for a period of time sufficient to recover the carrying value of the security and based on the cash flow

NOTES TO THE FINANCIAL STATEMENTS

modeling and other considerations as described above, believes these securities are not other than temporarily impaired.

E. Dollar Repurchase Agreements and/or Securities Lending Transactions

(1-2) No significant change.

(3) The Company did not receive any collateral as of September 30, 2023.

(4-7) No significant change.

F. Repurchase Agreements Transactions Accounted for as Secured Borrowing

The Company did not have any repurchase agreement transactions accounted for as secured borrowings as of September 30, 2023.

G. Reverse Repurchase Agreements Transactions Accounted for as Secured Borrowing

The Company did not have any reverse repurchase agreement transactions accounted for as secured borrowings as of September 30, 2023.

H. Repurchase Agreements Transactions Accounted for as a Sale

The Company did not have any repurchase agreement transactions accounted for as a sale as of September 30, 2023.

I. Reverse Repurchase Agreements Transactions Accounted for as a Sale

The Company did not have any reverse repurchase agreement transactions accounted for as a sale as of September 30, 2023.

J-K. No significant change.

NOTES TO THE FINANCIAL STATEMENTS

L. Restricted Assets

(1) Restricted Assets (Including Pledged)

Information on the Company's investment in restricted assets as of September 30, was as follows:

Restricted Asset Category	Gross Restricted									Percentage	
	2023					6 December 31, 2022	7 Increase/ (Decrease) (5 minus 6)	8 Total Non Admitted Restricted	9 Total Admitted Restricted (5 minus 8)	10 Gross (Admitted and Nonadmitted) Restricted to Total Assets (c)	11 Admitted Restricted to Total Admitted Assets (d)
	1 Total General Account	2 General Account Supporting Separate Account Activity (a)	3 Total Separate Account Restricted Assets	4 Separate Account Supporting General Account Activity (b)	5 2023 (1 plus 3)						
Subject to contractual obligation for which liability is not shown	\$ —	\$ —	\$ —	\$ —	\$ —	\$ —	\$ —	\$ —	\$ —	— %	— %
Collateral held under security lending agreements	—	—	—	—	—	—	—	—	—	—	—
Subject to repurchase agreements	—	—	—	—	—	—	—	—	—	—	—
Subject to reverse repurchase agreements	—	—	—	—	—	—	—	—	—	—	—
Subject to dollar repurchase agreements	—	—	—	—	—	—	—	—	—	—	—
Subject to dollar reverse repurchase agreements	—	—	—	—	—	—	—	—	—	—	—
Placed under option contracts	—	—	—	—	—	—	—	—	—	—	—
Letter stock or securities restricted as to sale - excluding Federal Home Loan Bank ("FHLB") capital stock	—	—	—	—	—	—	—	—	—	—	—
FHLB capital stock	—	—	—	—	—	—	—	—	—	—	—
On deposit with states	4,625,350	—	—	—	4,625,350	4,500,593	124,757	—	4,625,350	2.23	2.27
On deposit with other regulatory bodies	—	—	—	—	—	—	—	—	—	—	—
Pledged collateral to FHLB (including assets backing funding agreements)	—	—	—	—	—	—	—	—	—	—	—
Pledged as collateral not captured in other categories	—	—	—	—	—	—	—	—	—	—	—
Other restricted assets	—	—	—	—	—	—	—	—	—	—	—
Total restricted assets	\$4,625,350	\$ —	\$ —	\$ —	\$ 4,625,350	\$ 4,500,593	\$ 124,757	\$ —	\$ 4,625,350	2.23 %	2.27 %

(2-3) No significant change.

(4) The Company did not have any collateral received and reported as assets as of September 30, 2023.

M. Working Capital Finance Investments

The Company had no working capital finance investments as of September 30, 2023.

N. Offsetting and Netting of Assets and Liabilities

The Company had no assets and liabilities which are offset and reported net in accordance with a valid right to offset.

O-Q. No significant change.

R. Reporting Entity's Share of Cash Pool by Asset Type

The Company did not invest in cash pools during the nine months ended September 30, 2023.

NOTES TO THE FINANCIAL STATEMENTS

6. *Joint Ventures, Partnerships and Limited Liability Companies*

No significant change.

7. *Investment Income*

No significant change.

8. *Derivative Instruments*

The Company did not utilize derivative instruments in 2023.

9. *Income Taxes*

The MetLife, Inc. consolidated U.S. Federal tax return filing group, of which the Company is a member, meets the average “adjusted financial statement income” threshold and is expected to be required to perform CAMT calculations in 2023. The Company has determined as of September 30, 2023 that it does not expect to be liable for CAMT in 2023.

A. The components of net deferred tax assets (“DTAs”) and deferred tax liabilities (“DTLs”) consisted of the following:

		September 30, 2023		
		Ordinary	Capital	Total
1a	Gross DTAs	\$ 5,359,865	\$ —	\$ 5,359,865
1b	Statutory valuation allowance adjustments	—	—	—
1c	Adjusted Gross DTAs	5,359,865	—	5,359,865
1d	DTAs nonadmitted	(193,885)	—	(193,885)
1e	Subtotal net admitted DTAs	5,165,980	—	5,165,980
1f	DTLs	—	—	—
1g	Net admitted DTAs/(Net DTLs)	<u>\$ 5,165,980</u>	<u>\$ —</u>	<u>\$ 5,165,980</u>

		December 31, 2022		
		Ordinary	Capital	Total
1a	Gross DTAs	\$ 2,362,790	\$ —	\$ 2,362,790
1b	Statutory valuation allowance adjustments	—	—	—
1c	Adjusted Gross DTAs	2,362,790	—	2,362,790
1d	DTAs nonadmitted	(201,653)	—	(201,653)
1e	Subtotal net admitted DTAs	2,161,137	—	2,161,137
1f	DTLs	—	—	—
1g	Net admitted DTAs/(Net DTLs)	<u>\$ 2,161,137</u>	<u>\$ —</u>	<u>\$ 2,161,137</u>

		Change		
		Ordinary	Capital	Total
1a	Gross DTAs	\$ 2,997,075	\$ —	\$ 2,997,075
1b	Statutory valuation allowance adjustments	—	—	—
1c	Adjusted Gross DTAs	2,997,075	—	2,997,075
1d	DTAs nonadmitted	7,768	—	7,768
1e	Subtotal net admitted DTAs	3,004,843	—	3,004,843
1f	DTLs	—	—	—
1g	Net admitted DTAs/(Net DTLs)	<u>\$ 3,004,843</u>	<u>\$ —</u>	<u>\$ 3,004,843</u>

NOTES TO THE FINANCIAL STATEMENTS

Admission calculation components - SSAP No. 101 *Income Taxes*, (“SSAP 101”):

		September 30, 2023		
		Ordinary	Capital	Total
2a	Federal income taxes paid in prior years recoverable through loss carrybacks	\$ 3,443,987	\$ —	\$ 3,443,987
2b	Adjusted gross DTA expected to be realized (excluding the amount of DTA from above) after application of the threshold limitation (the lesser of 1 and 2 below)	1,721,993	—	1,721,993
1.	Adjusted gross DTA expected to be realized following the balance sheet date	1,721,993	—	1,721,993
2.	Adjusted gross DTA allowed per limitation threshold	XXX	XXX	9,843,173
2c	Adjusted gross DTA (excluding the amount of DTA from above) offset by gross DTL	—	—	—
2d	DTA admitted as the result of application of SSAP 101 total	<u>\$ 5,165,980</u>	<u>\$ —</u>	<u>\$ 5,165,980</u>

		December 31, 2022		
		Ordinary	Capital	Total
2a	Federal income taxes paid in prior years recoverable through loss carrybacks	\$ 1,440,759	\$ —	\$ 1,440,759
2b	Adjusted gross DTAs expected to be realized (excluding the amount of DTAs from above) after application of the threshold limitation (the lesser of 1 and 2 below)	720,378	—	720,378
1.	Adjusted gross DTAs expected to be realized following the balance sheet date	720,378	—	720,378
2.	Adjusted gross DTAs allowed per limitation threshold	XXX	XXX	8,531,451
2c	Adjusted gross DTAs (excluding the amount of DTAs from above) offset by gross DTLs	—	—	—
2d	DTAs admitted as the result of application of SSAP 101 total	<u>\$ 2,161,137</u>	<u>\$ —</u>	<u>\$ 2,161,137</u>

		Change		
		Ordinary	Capital	Total
2a	Federal income taxes paid in prior years recoverable through loss carrybacks	\$ 2,003,228	\$ —	\$ 2,003,228
2b	Adjusted gross DTAs expected to be realized (excluding the amount of DTAs from above) after application of the threshold limitation (the lesser of 1 and 2 below)	1,001,615	—	1,001,615
1.	Adjusted gross DTAs expected to be realized following the balance sheet date	1,001,615	—	1,001,615
2.	Adjusted gross DTAs allowed per limitation threshold	XXX	XXX	1,311,722
2c	Adjusted gross DTAs (excluding the amount of DTAs from above) offset by gross DTLs	—	—	—
2d	DTAs admitted as the result of application of SSAP 101 total	<u>\$ 3,004,843</u>	<u>\$ —</u>	<u>\$ 3,004,843</u>

		September 30, 2023	December 31, 2022
3a	RBC percentage used to determine recovery period and threshold limitation amount	506 %	438 %
3b	Amount of total adjusted capital used to determine recovery period and threshold limitation	\$ 65,621,155	\$ 56,876,337

Management believes the Company will be able to utilize the DTAs in the future without any tax planning strategies.

Do the Company’s tax planning strategies include the use of reinsurance? No

B. No significant change.

C. Current income taxes incurred consisted of the following major components:

		September 30, 2023	December 31, 2022
Current income tax:			
1a	Federal	\$ 6,067,174	\$ 5,586,565
1b	Foreign	—	—
1c	Subtotal (1a+1b)	6,067,174	5,586,565
1d	Federal income tax on net capital gains/(losses)	474	(33,021)
1e	Utilization of capital loss carryforwards	—	—
1f	Other	—	—
1g	Federal and foreign income taxes incurred (1c+1d+1e+1f)	<u>\$ 6,067,648</u>	<u>\$ 5,553,544</u>

NOTES TO THE FINANCIAL STATEMENTS

The changes in the main components of deferred income tax amounts were as follows:

		<u>September 30, 2023</u>	<u>December 31, 2022</u>	<u>Change</u>
DTAs:				
Ordinary:				
2a1	Discounting of unpaid losses	\$ —	\$ —	\$ —
2a2	Unearned premium reserve	4,444,833	2,041,781	2,403,052
2a3	Policyholder reserves	115,027	70,456	44,571
2a4	Investments	193,885	201,652	(7,767)
2a5	Deferred acquisition costs	—	—	—
2a6	Policyholder dividends accrual	—	—	—
2a7	Fixed assets	—	—	—
2a8	Compensation and benefits accrual	—	—	—
2a9	Pension accrual	—	—	—
2a10	Receivables - nonadmitted	—	—	—
2a11	Net operating loss carryforward	—	—	—
2a12	Tax credit carryforwards	—	—	—
2a13	Other	606,120	48,901	557,219
2a99	Subtotal (sum of 2a1 through 2a13)	<u>5,359,865</u>	<u>2,362,790</u>	<u>2,997,075</u>
2b	Statutory valuation allowance adjustment	—	—	—
2c	Nonadmitted	(193,885)	(201,653)	7,768
2d	Admitted ordinary DTAs	<u>5,165,980</u>	<u>2,161,137</u>	<u>3,004,843</u>
Capital:				
2e1	Investments	—	—	—
2e2	Net capital loss carryforward	—	—	—
2e3	Real estate	—	—	—
2e4	Other	—	—	—
2e99	Subtotal (2e1 +2e2 +2e3 +2e4)	<u>—</u>	<u>—</u>	<u>—</u>
2f	Statutory valuation allowance adjustment	—	—	—
2g	Nonadmitted	—	—	—
2h	Admitted capital DTAs	<u>—</u>	<u>—</u>	<u>—</u>
2i	Admitted DTAs	<u>\$ 5,165,980</u>	<u>\$ 2,161,137</u>	<u>\$ 3,004,843</u>
DTLs:				
Ordinary:				
3a1	Investments	\$ —	\$ —	\$ —
3a2	Fixed assets	—	—	—
3a3	Deferred and uncollected premiums	—	—	—
3a4	Policyholder reserves	—	—	—
3a5	Other	—	—	—
3a99	Subtotal (3a1 +3a2 +3a3 +3a4 +3a5)	<u>—</u>	<u>—</u>	<u>—</u>
Capital:				
3b1	Investments	—	—	—
3b2	Real estate	—	—	—
3b3	Other	—	—	—
3b99	Subtotal (3b1 +3b2 +3b3)	<u>—</u>	<u>—</u>	<u>—</u>
3c	DTLs	<u>\$ —</u>	<u>\$ —</u>	<u>\$ —</u>
4	Net DTAs/(DTLs)	<u>\$ 5,165,980</u>	<u>\$ 2,161,137</u>	<u>\$ 3,004,843</u>
Change in nonadmitted DTAs				(7,768)
Tax effect of unrealized gains (losses)				4,665
Change in net DTAs				<u>\$ 3,001,740</u>

NOTES TO THE FINANCIAL STATEMENTS

- D. The provision for Federal and foreign income taxes incurred is different from that which would be obtained by applying the statutory Federal income tax rate to net gain (loss) from operations after dividends to policyholders and before Federal income tax. The significant items causing the difference were as follows:

	<u>September 30, 2023</u>
Net income, before net realized capital gains (losses), after dividends to policyholders and before all other Federal and foreign income taxes @ 21%	\$ 3,662,699
Net realized capital gains (losses) @ 21%	474
Tax effect of:	
Penalties	537
Political contribution	1,050
Tax exempt income	(41,632)
Change in nonadmitted assets	(557,220)
Total statutory income taxes (benefit)	<u>\$ 3,065,908</u>
Federal and foreign income taxes incurred including tax on realized capital gains	\$ 6,067,648
Change in net DTAs	(3,001,740)
Total statutory income taxes (benefit)	<u>\$ 3,065,908</u>

E-I. No significant change.

10. Information Concerning Parents, Subsidiaries, Affiliates and Other Related Parties

A-C. No significant change.

- D. The Company has receivables and payables with affiliates for services necessary to conduct its business. Receivables expected to be settled within 90 days are admitted. Receivables from affiliates totaled \$11,978,073 and \$15,363,047 at September 30, 2023 and December 31, 2022, respectively, of which \$2,892,696 and \$0 were nonadmitted. Payables to affiliates totaled \$1,155,147 and \$367,683 at September 30, 2023 and December 31, 2022, respectively.

E-O. No significant change.

11. Debt

A. No significant change.

B. The Company has not issued any debt to the FHLB.

12. Retirement Plans, Deferred Compensation, Postemployment Benefits and Compensated Absences and Other Postretirement Benefit Plans

As of September 30, 2023, the Company did not sponsor any retirement plans, deferred compensation, postemployment benefits and compensated absences and other postretirement plans.

13. Capital and Surplus, Shareholder's Dividend Restrictions and Quasi Reorganizations

A-M. No significant change.

NOTES TO THE FINANCIAL STATEMENTS

14. Liabilities, Contingencies and Assessments

A. No significant change.

B. Assessments

- (1) As of September 30, 2023, the Company had a \$0 liability for retrospective premium-based guaranty fund assessments and a \$9,934 asset for the related premium tax offset. As of December 31, 2022, the Company had a \$0 liability for retrospective premium-based guaranty fund assessments and a \$4,657 asset for the related premium tax offset. The periods over which the guaranty fund assessments are expected to be paid and the related premium tax offsets are expected to be realized are unknown at this time.
- (2) The change in the guaranty asset balance summarized below reflects estimated 2023 premium tax offsets used and revised estimated premium tax offsets for accrued liabilities.

Assets Recognized from Paid and Accrued Premium Tax Offsets	
a. Balance as of December 31, 2022	\$ 4,657
b. Decreases current year:	—
c. Increases current year:	
Est. premium tax offset - Other	<u>5,277</u>
d. Balance as of September 30, 2023	<u>\$ 9,934</u>

C - F. No significant change.

G. All Other Contingencies

Uncollectible Premium Receivables

The Company had admitted assets of \$13,526,418 and \$9,837,591 at September 30, 2023 and December 31, 2022, respectively, in uncollected premiums and agents' balances in the course of collection. The Company routinely assesses the ability to collect these receivables. Based upon Company experience, the amount of premiums and other accounts receivable that may become uncollectible and result in a potential loss is not material to the Company's financial condition.

Litigation

Various litigation, claims and assessments against the Company, in addition to those otherwise provided for in the Company's financial statements, have arisen in the course of the Company's business, including, but not limited to, in connection with its activities as an insurer, employer, investor or taxpayer. Further, state insurance regulatory and other federal and state authorities regularly make inquiries and conduct investigations concerning the Company's compliance with applicable insurance and other laws and regulations.

On a quarterly and annual basis, management reviews relevant information with respect to liabilities for litigation, regulatory investigations and litigation-related contingencies to be reflected in the Company's financial statements. Liabilities are established when it is probable that a loss has been incurred and the amount of the loss can be reasonably estimated.

15. Leases

No significant change.

16. Information about Financial Instruments with Off-Balance Sheet Risk and Financial Instruments with Concentrations of Credit Risk

No significant change.

NOTES TO THE FINANCIAL STATEMENTS

17. Sale, Transfer and Servicing of Financial Assets and Extinguishments of Liabilities

A. Transfers of Receivables Reported as Sales

No significant change.

B. Transfer and Servicing of Financial Assets

The Company did not participate in the transfer or servicing of financial assets during the nine months ended September 30, 2023.

C. Wash Sales

(1) In the course of the Company's asset management, securities are not sold and reacquired within 30 days of the sale date to enhance the Company's yield on its investment portfolio. There may be occasional isolated incidents where wash sales occur.

(2) The Company had no wash sales with an NAIC designation 3 or below or unrated securities during the three months ended September 30, 2023.

18. Gain or Loss to the Reporting Entity from Uninsured Plans and the Uninsured Portion of Partially Insured Plans

No significant change.

19. Direct Premium Written/Produced by Managing General Agents/Third Party Administrators

No significant change.

20. Fair Value Measurement

A. Fair Value Hierarchy

(1) Assets and Liabilities Measured and Reported at Estimated Fair Value at Reporting Date

Hierarchy Table

The following table provides information about financial assets and liabilities measured and reported at estimated fair value or NAV at:

	September 30, 2023				Total
	Fair Value Measurements at Reporting Date Using				
	Level 1	Level 2	Level 3	NAV	
Assets					
Bonds:					
Industrial & Miscellaneous	\$ —	\$ 964,047	\$ —	\$ —	\$ 964,047
Total bonds	\$ —	\$ 964,047	\$ —	\$ —	\$ 964,047

(2) Assets and Liabilities Measured and Reported at Estimated Fair Value at Reporting Date

Rollforward Table - Level 3 Assets and Liabilities

There are no assets and liabilities measured and reported at estimated fair value using significant unobservable (Level 3) inputs for the quarter ended September 30, 2023.

(3) Assets and Liabilities Measured and Reported at Estimated Fair Value at Reporting Date

Valuation Techniques and Inputs for Level 2 and Level 3 Assets and Liabilities by Major Classes of Assets and Liabilities:

When developing estimated fair values, the Company considers two broad valuation techniques: (i) the market approach and (ii) the income approach. The Company determines the most appropriate valuation technique to use, given what is being measured and the availability of sufficient inputs, giving priority to observable inputs.

The Company categorizes its financial assets and liabilities into a three-level hierarchy, based on the significant input with the lowest level in their valuation. The input levels are as follows. Level 1 - Unadjusted quoted prices in active markets for identical assets or liabilities. The Company defines active markets based on average trading volume for common stock. The size of the bid/ask spread is used as an indicator of market activity for bonds. Level 2 - Quoted prices in markets that are not active or inputs that are observable either directly or indirectly. These inputs can include quoted prices for similar but not identical assets or liabilities other than quoted prices in Level 1, quoted prices in markets that are not active, or other significant inputs that are observable or can be derived principally from or corroborated by observable market data for substantially the full term of the assets or liabilities. Level 3 - Unobservable inputs that are supported by little or no market activity and are significant to the determination of estimated fair value of the assets and liabilities. Unobservable inputs reflect the reporting entity's own assumptions about the assumptions that market participants would use in pricing the asset or liability.

NOTES TO THE FINANCIAL STATEMENTS

In general, investments classified within Level 3 use many of the same valuation techniques and inputs as described in the Level 2 discussions below. However, if key inputs are unobservable, or if the investments are less liquid and there is very limited trading activity, the investments are generally classified as Level 3. The use of independent non-binding broker quotations to value investments generally indicates there is a lack of liquidity or the general lack of transparency in the process to develop the valuation estimates generally causing these investments to be classified in Level 3.

The valuation of most instruments listed below are determined using independent pricing sources, matrix pricing, discounted cash flow methodologies or other similar techniques that use either observable market inputs or unobservable inputs.

Instrument	Level 2 Observable Inputs	Level 3 Unobservable Inputs
Bonds		
U.S. corporate and Foreign corporate securities - included within Industrial & Miscellaneous		
	Valuation Techniques: Principally the market and income approaches. Key Inputs: <ul style="list-style-type: none"> • quoted prices in markets that are not active • benchmark yields; spreads off benchmark yields; new issuances; issuer rating • trades of identical or comparable securities; duration • privately-placed securities are valued using the additional key inputs: <ul style="list-style-type: none"> • market yield curve; call provisions • observable prices and spreads for similar public or private securities that incorporate the credit quality and industry sector of the issuer • delta spread adjustments to reflect specific credit-related issues 	<ul style="list-style-type: none"> • not applicable

B. The Company provides additional fair value information in Note 5.

C. Estimated Fair Value of All Financial Instruments

Information related to the aggregate fair value of financial instruments is shown below at:

September 30, 2023							
	Aggregate Fair Value	Admitted Value	Level 1	Level 2	Level 3	NAV	Not Practicable (Carrying Value)
Assets							
Bonds	\$ 39,113,468	\$ 42,701,392	\$ 4,521,269	\$ 34,592,199	\$ —	\$ —	\$ —
Cash and cash equivalents	27,569,829	27,562,491	27,569,829	—	—	—	—
Investment income due and accrued	343,483	343,483	—	343,483	—	—	—
Receivable for securities	—	—	—	—	—	—	—
Total assets	<u>\$ 67,026,780</u>	<u>\$ 70,607,366</u>	<u>\$ 32,091,098</u>	<u>\$ 34,935,682</u>	<u>\$ —</u>	<u>\$ —</u>	<u>\$ —</u>
December 31, 2022							
	Aggregate Fair Value	Admitted Value	Level 1	Level 2	Level 3	NAV	Not Practicable (Carrying Value)
Assets							
Bonds	\$ 35,517,325	\$ 38,301,732	\$ 4,357,174	\$ 31,160,151	\$ —	\$ —	\$ —
Cash and cash equivalents	14,867,715	14,862,638	14,867,715	—	—	—	—
Investment income due and accrued	320,076	320,076	—	320,076	—	—	—
Receivable for securities	423	423	423	—	—	—	—
Total assets	<u>\$ 50,705,539</u>	<u>\$ 53,484,869</u>	<u>\$ 19,225,312</u>	<u>\$ 31,480,227</u>	<u>\$ —</u>	<u>\$ —</u>	<u>\$ —</u>

Assets and Liabilities

The methods and significant assumptions used to estimate the fair value of all admitted financial instruments are presented below.

The Company defines fair value as the price that would be received to sell an asset or paid to transfer a liability (an exit price) in the principal or most advantageous market for the asset or liability in an orderly transaction between market participants on the measurement date. In most cases, the exit price and the transaction (or entry) price will be the same at initial recognition.

NOTES TO THE FINANCIAL STATEMENTS

Bonds, Cash and Cash Equivalents

When available, the estimated fair value for bonds, including loan-backed securities, and cash equivalents, are based on quoted prices in active markets that are readily and regularly obtainable. Generally, these investments are classified in Level 1, are the most liquid of the Company's securities holdings and valuation of these securities does not involve management's judgment.

When quoted prices in active markets are not available, the determination of estimated fair value is based on market standard valuation methodologies, giving priority to observable inputs. The significant inputs to the market standard valuation methodologies for certain types of securities with reasonable levels of price transparency are inputs that are observable in the market or can be derived principally from or corroborated by observable market data. Generally, these investments are classified in Level 2.

When observable inputs are not available, the market standard valuation methodologies rely on inputs that are significant to the estimated fair value that are not observable in the market or cannot be derived principally from or corroborated by observable market data. These unobservable inputs can be based in large part on management's judgment or estimation, and cannot be supported by reference to market activity. Even though these inputs are unobservable, management believes they are consistent with what other market participants would use when pricing such securities and are considered appropriate given the circumstances. Generally, these investments are classified in Level 3.

The use of different methodologies, assumptions and inputs may have a material effect on the estimated fair values of the Company's securities holdings.

The estimated fair value for cash approximates carrying value and is classified as Level 1 given the nature of cash.

Investment Income Due and Accrued

Due to the short-term nature of investment income due and accrued, the Company believes there is minimal risk of material changes in interest rates or the credit of the issuer such that estimated fair value approximates carrying value. These amounts are generally classified as Level 2.

Receivables for securities

The carrying amounts approximate their statutory basis fair values for receivables for securities.

- D. At September 30, 2023, the Company had no investments where it was not practicable to estimate fair value.
- E. The Company did not have any investments that were measured using NAV as a practical expedient as of September 30, 2023.

21. Other Items

A-H. No significant change.

22. Events Subsequent

The Company has evaluated events subsequent to September 30, 2023 through November 9, 2023, which is the date these financial statements were available to be issued and has determined there are no material subsequent events requiring adjustment to or disclosure in the financial statements.

23. Reinsurance

A-B. No significant change.

C. Reinsurance Assumed and Ceded

(1)	Assumed Reinsurance		Ceded Reinsurance		Net	
	Premium Reserve	Commission Equity	Premium Reserve	Commission Equity	Premium Reserve	Commission Equity
	(1)	(2)	(3)	(4)	(5)	(6)
a. Affiliates	\$ —	\$ —	\$ —	\$ —	\$ —	\$ —
b. All Other	—	—	615	—	(615)	—
c. Total	<u>\$ —</u>	<u>\$ —</u>	<u>\$ 615</u>	<u>\$ —</u>	<u>\$ (615)</u>	<u>\$ —</u>
d. Direct Unearned Premium Reserves:			<u>\$ 615</u>	<u>\$ —</u>	<u>\$ —</u>	<u>\$ —</u>

D-K. No significant change.

NOTES TO THE FINANCIAL STATEMENTS

24. Retrospectively Rated Contracts & Contracts Subject to Redetermination

A-D. No significant change.

E. The Company is not subject to the risk sharing provision of the Affordable Care Act.

25. Change in Incurred Losses and Loss Adjustment Expenses

A. Reserves as of December 31, 2022 were \$12,608,695. As of September 30, 2023, \$21,558,000 has been paid for incurred claims and claim adjustment expenses attributable to insured events of prior years. Reserves remaining for prior years are now \$570,695 as a result of re-estimation of unpaid claims and claims adjustment expenses. Therefore, there has been a \$9,520,000 unfavorable prior year development from December 31, 2022 to September 30, 2023. The increase is generally the result of ongoing analysis of recent loss development trends. Original estimates are increased or decreased as additional information becomes known regarding individual claims.

B. There were no significant changes in methodologies and assumptions used in calculating the liability for unpaid losses and loss adjustment expenses during the nine months ended September 30, 2023.

26. Intercompany Pooling Arrangements

No significant change.

27. Structured Settlements

No significant change.

28. Health Care Receivables

No significant change.

29. Participating Policies

No significant change.

30. Premium Deficiency Reserves

(1) Liability carried for premium deficiency reserves	\$ 2,044,821
(2) Date of the most recent evaluation of this liability	09/30/2023
(3) Was anticipated investment income utilized in the calculation?	No

31. High Deductibles

No significant change.

32. Discounting of Liabilities for Unpaid Losses or Unpaid Loss Adjustment Expenses

No significant change.

33. Asbestos/Environmental Reserves

No significant change.

34. Subscriber Savings Accounts

No significant change.

35. Multiple Peril Crop Insurance

No significant change.

36. Financial Guaranty Insurance

A. No significant change.

B. As of September 30, 2023, the Company did not have any financial guaranty contracts.

GENERAL INTERROGATORIES

PART 1 - COMMON INTERROGATORIES

GENERAL

- 1.1 Did the reporting entity experience any material transactions requiring the filing of Disclosure of Material Transactions with the State of Domicile, as required by the Model Act? Yes [] No [X]
- 1.2 If yes, has the report been filed with the domiciliary state? Yes [] No []
- 2.1 Has any change been made during the year of this statement in the charter, by-laws, articles of incorporation, or deed of settlement of the reporting entity? Yes [] No [X]
- 2.2 If yes, date of change: _____
- 3.1 Is the reporting entity a member of an Insurance Holding Company System consisting of two or more affiliated persons, one or more of which is an insurer? Yes [X] No []
If yes, complete Schedule Y, Parts 1 and 1A.
- 3.2 Have there been any substantial changes in the organizational chart since the prior quarter end? Yes [X] No []
- 3.3 If the response to 3.2 is yes, provide a brief description of those changes.
Various mergers, reorganizations and formations - See Schedule Y Part 1, Organization Chart - regarding information concerning activities of insurer members of a holding company group
- 3.4 Is the reporting entity publicly traded or a member of a publicly traded group? Yes [X] No []
- 3.5 If the response to 3.4 is yes, provide the CIK (Central Index Key) code issued by the SEC for the entity/group 1099219
- 4.1 Has the reporting entity been a party to a merger or consolidation during the period covered by this statement? Yes [] No [X]
- 4.2 If yes, provide the name of the entity, NAIC Company Code, and state of domicile (use two letter state abbreviation) for any entity that has ceased to exist as a result of the merger or consolidation.

1 Name of Entity	2 NAIC Company Code	3 State of Domicile
.....

5. If the reporting entity is subject to a management agreement, including third-party administrator(s), managing general agent(s), attorney-in-fact, or similar agreement, have there been any significant changes regarding the terms of the agreement or principals involved? Yes [] No [X] N/A []
If yes, attach an explanation.
.....
- 6.1 State as of what date the latest financial examination of the reporting entity was made or is being made. 12/31/2020
- 6.2 State the as of date that the latest financial examination report became available from either the state of domicile or the reporting entity. This date should be the date of the examined balance sheet and not the date the report was completed or released. 12/31/2020
- 6.3 State as of what date the latest financial examination report became available to other states or the public from either the state of domicile or the reporting entity. This is the release date or completion date of the examination report and not the date of the examination (balance sheet date). 04/11/2022
- 6.4 By what department or departments?
Rhode Island Insurance Division / Department of Business Regulation
- 6.5 Have all financial statement adjustments within the latest financial examination report been accounted for in a subsequent financial statement filed with Departments? Yes [] No [] N/A [X]
- 6.6 Have all of the recommendations within the latest financial examination report been complied with? Yes [] No [] N/A [X]
- 7.1 Has this reporting entity had any Certificates of Authority, licenses or registrations (including corporate registration, if applicable) suspended or revoked by any governmental entity during the reporting period? Yes [] No [X]
- 7.2 If yes, give full information:
.....
- 8.1 Is the company a subsidiary of a bank holding company regulated by the Federal Reserve Board? Yes [] No [X]
- 8.2 If response to 8.1 is yes, please identify the name of the bank holding company.
.....
- 8.3 Is the company affiliated with one or more banks, thrifts or securities firms? Yes [X] No []
- 8.4 If response to 8.3 is yes, please provide below the names and location (city and state of the main office) of any affiliates regulated by a federal regulatory services agency [i.e. the Federal Reserve Board (FRB), the Office of the Comptroller of the Currency (OCC), the Federal Deposit Insurance Corporation (FDIC) and the Securities Exchange Commission (SEC)] and identify the affiliate's primary federal regulator.

1 Affiliate Name	2 Location (City, State)	3 FRB	4 OCC	5 FDIC	6 SEC
MetLife Investment Management, LLC	Whippany, NJ YES ...
MetLife Investors Distribution Company	New York, NY YES ...
MetLife Investment Securities, LLC	Whippany, NJ YES ...
Affirmative Investment Management Partners Ltd.	London, UK YES ...
Raven Capital Management LLC	New York, NY YES ...

GENERAL INTERROGATORIES

- 9.1 Are the senior officers (principal executive officer, principal financial officer, principal accounting officer or controller, or persons performing similar functions) of the reporting entity subject to a code of ethics, which includes the following standards? Yes [X] No []
- (a) Honest and ethical conduct, including the ethical handling of actual or apparent conflicts of interest between personal and professional relationships;
- (b) Full, fair, accurate, timely and understandable disclosure in the periodic reports required to be filed by the reporting entity;
- (c) Compliance with applicable governmental laws, rules and regulations;
- (d) The prompt internal reporting of violations to an appropriate person or persons identified in the code; and
- (e) Accountability for adherence to the code.
- 9.11 If the response to 9.1 is No, please explain:
- 9.2 Has the code of ethics for senior managers been amended? Yes [] No [X]
- 9.21 If the response to 9.2 is Yes, provide information related to amendment(s).
- 9.3 Have any provisions of the code of ethics been waived for any of the specified officers? Yes [] No [X]
- 9.31 If the response to 9.3 is Yes, provide the nature of any waiver(s).

FINANCIAL

- 10.1 Does the reporting entity report any amounts due from parent, subsidiaries or affiliates on Page 2 of this statement? Yes [X] No []
- 10.2 If yes, indicate any amounts receivable from parent included in the Page 2 amount: \$

INVESTMENT

- 11.1 Were any of the stocks, bonds, or other assets of the reporting entity loaned, placed under option agreement, or otherwise made available for use by another person? (Exclude securities under securities lending agreements.) Yes [X] No []
- 11.2 If yes, give full and complete information relating thereto:
On deposit with states: \$4,625,350
12. Amount of real estate and mortgages held in other invested assets in Schedule BA: \$
13. Amount of real estate and mortgages held in short-term investments: \$
- 14.1 Does the reporting entity have any investments in parent, subsidiaries and affiliates? Yes [] No [X]
- 14.2 If yes, please complete the following:

	1	2
	Prior Year-End Book/Adjusted Carrying Value	Current Quarter Book/Adjusted Carrying Value
14.21 Bonds	\$	\$
14.22 Preferred Stock	\$	\$
14.23 Common Stock	\$	\$
14.24 Short-Term Investments	\$	\$
14.25 Mortgage Loans on Real Estate	\$	\$
14.26 All Other	\$	\$
14.27 Total Investment in Parent, Subsidiaries and Affiliates (Subtotal Lines 14.21 to 14.26)	\$	\$
14.28 Total Investment in Parent included in Lines 14.21 to 14.26 above	\$	\$

- 15.1 Has the reporting entity entered into any hedging transactions reported on Schedule DB? Yes [] No [X]
- 15.2 If yes, has a comprehensive description of the hedging program been made available to the domiciliary state? Yes [] No [] N/A [X]
If no, attach a description with this statement.
16. For the reporting entity's security lending program, state the amount of the following as of the current statement date:
- 16.1 Total fair value of reinvested collateral assets reported on Schedule DL, Parts 1 and 2. \$
- 16.2 Total book/adjusted carrying value of reinvested collateral assets reported on Schedule DL, Parts 1 and 2 \$
- 16.3 Total payable for securities lending reported on the liability page. \$

STATEMENT AS OF SEPTEMBER 30, 2023 OF THE Metropolitan General Insurance Company
GENERAL INTERROGATORIES

17. Excluding items in Schedule E - Part 3 - Special Deposits, real estate, mortgage loans and investments held physically in the reporting entity's offices, vaults or safety deposit boxes, were all stocks, bonds and other securities, owned throughout the current year held pursuant to a custodial agreement with a qualified bank or trust company in accordance with Section 1, III - General Examination Considerations, F. Outsourcing of Critical Functions, Custodial or Safekeeping Agreements of the NAIC Financial Condition Examiners Handbook? Yes [X] No []
- 17.1 For all agreements that comply with the requirements of the NAIC Financial Condition Examiners Handbook, complete the following:

1 Name of Custodian(s)	2 Custodian Address
JP Morgan Chase & Co	4 MetroTech Center, 6th Floor, Brooklyn, NY 11245

- 17.2 For all agreements that do not comply with the requirements of the NAIC Financial Condition Examiners Handbook, provide the name, location and a complete explanation:

1 Name(s)	2 Location(s)	3 Complete Explanation(s)
.....

- 17.3 Have there been any changes, including name changes, in the custodian(s) identified in 17.1 during the current quarter? Yes [] No [X]
- 17.4 If yes, give full information relating thereto:

1 Old Custodian	2 New Custodian	3 Date of Change	4 Reason
.....

- 17.5 Investment management – Identify all investment advisors, investment managers, broker/dealers, including individuals that have the authority to make investment decisions on behalf of the reporting entity. For assets that are managed internally by employees of the reporting entity, note as such. ["...that have access to the investment accounts"; "...handle securities"]

1 Name of Firm or Individual	2 Affiliation
MetLife Investment Management, LLC	A.....

- 17.5097 For those firms/individuals listed in the table for Question 17.5, do any firms/individuals unaffiliated with the reporting entity (i.e. designated with a "U") manage more than 10% of the reporting entity's invested assets?..... Yes [] No [X]
- 17.5098 For firms/individuals unaffiliated with the reporting entity (i.e. designated with a "U") listed in the table for Question 17.5, does the total assets under management aggregate to more than 50% of the reporting entity's invested assets?..... Yes [] No [X]

- 17.6 For those firms or individuals listed in the table for 17.5 with an affiliation code of "A" (affiliated) or "U" (unaffiliated), provide the information for the table below.

1	2	3	4	5
Central Registration Depository Number	Name of Firm or Individual	Legal Entity Identifier (LEI)	Registered With	Investment Management Agreement (IMA) Filed
142463	MetLife Investment Management, LLC	EAU072Q8FCR1S0XGYJ21	SEC	DS.....

- 18.1 Have all the filing requirements of the Purposes and Procedures Manual of the NAIC Investment Analysis Office been followed? Yes [X] No []
- 18.2 If no, list exceptions:

19. By self-designating 5GI securities, the reporting entity is certifying the following elements for each self-designated 5GI security:
- a. Documentation necessary to permit a full credit analysis of the security does not exist or an NAIC CRP credit rating for an FE or PL security is not available.
 - b. Issuer or obligor is current on all contracted interest and principal payments.
 - c. The insurer has an actual expectation of ultimate payment of all contracted interest and principal.
- Has the reporting entity self-designated 5GI securities? Yes [] No [X]

20. By self-designating PLGI securities, the reporting entity is certifying the following elements of each self-designated PLGI security:
- a. The security was purchased prior to January 1, 2018.
 - b. The reporting entity is holding capital commensurate with the NAIC Designation reported for the security.
 - c. The NAIC Designation was derived from the credit rating assigned by an NAIC CRP in its legal capacity as a NRSRO which is shown on a current private letter rating held by the insurer and available for examination by state insurance regulators.
 - d. The reporting entity is not permitted to share this credit rating of the PL security with the SVO.
- Has the reporting entity self-designated PLGI securities? Yes [] No [X]

21. By assigning FE to a Schedule BA non-registered private fund, the reporting entity is certifying the following elements of each self-designated FE fund:
- a. The shares were purchased prior to January 1, 2019.
 - b. The reporting entity is holding capital commensurate with the NAIC Designation reported for the security.
 - c. The security had a public credit rating(s) with annual surveillance assigned by an NAIC CRP in its legal capacity as an NRSRO prior to January 1, 2019.
 - d. The fund only or predominantly holds bonds in its portfolio.
 - e. The current reported NAIC Designation was derived from the public credit rating(s) with annual surveillance assigned by an NAIC CRP in its legal capacity as an NRSRO.
 - f. The public credit rating(s) with annual surveillance assigned by an NAIC CRP has not lapsed.
- Has the reporting entity assigned FE to Schedule BA non-registered private funds that complied with the above criteria? Yes [] No [X]

GENERAL INTERROGATORIES

PART 2 - PROPERTY & CASUALTY INTERROGATORIES

1. If the reporting entity is a member of a pooling arrangement, did the agreement or the reporting entity's participation change? Yes [] No [] N/A [X]
 If yes, attach an explanation.

2. Has the reporting entity reinsured any risk with any other reporting entity and agreed to release such entity from liability, in whole or in part, from any loss that may occur on the risk, or portion thereof, reinsured? Yes [] No [X]
 If yes, attach an explanation.

3.1 Have any of the reporting entity's primary reinsurance contracts been canceled? Yes [] No [X]

3.2 If yes, give full and complete information thereto.

4.1 Are any of the liabilities for unpaid losses and loss adjustment expenses other than certain workers' compensation tabular reserves (see Annual Statement Instructions pertaining to disclosure of discounting for definition of "tabular reserves") discounted at a rate of interest greater than zero? Yes [] No [X]

4.2 If yes, complete the following schedule:

			TOTAL DISCOUNT				DISCOUNT TAKEN DURING PERIOD			
1	2	3	4	5	6	7	8	9	10	11
Line of Business	Maximum Interest	Discount Rate	Unpaid Losses	Unpaid LAE	IBNR	TOTAL	Unpaid Losses	Unpaid LAE	IBNR	TOTAL
TOTAL										

5. Operating Percentages:

5.1 A&H loss percent 47.400 %

5.2 A&H cost containment percent %

5.3 A&H expense percent excluding cost containment expenses 61.900 %

6.1 Do you act as a custodian for health savings accounts? Yes [] No [X]

6.2 If yes, please provide the amount of custodial funds held as of the reporting date \$.....

6.3 Do you act as an administrator for health savings accounts? Yes [] No [X]

6.4 If yes, please provide the balance of the funds administered as of the reporting date \$.....

7. Is the reporting entity licensed or chartered, registered, qualified, eligible or writing business in at least two states? Yes [X] No []

7.1 If no, does the reporting entity assume reinsurance business that covers risks residing in at least one state other than the state of domicile of the reporting entity? Yes [] No []

SCHEDULE F - CEDED REINSURANCE

Showing All New Reinsurers - Current Year to Date

1 NAIC Company Code	2 ID Number	3 Name of Reinsurer	4 Domiciliary Jurisdiction	5 Type of Reinsurer	6 Certified Reinsurer Rating (1 through 6)	7 Effective Date of Certified Reinsurer Rating
NONE						

STATEMENT AS OF SEPTEMBER 30, 2023 OF THE Metropolitan General Insurance Company

SCHEDULE T - EXHIBIT OF PREMIUMS WRITTEN

Current Year to Date - Allocated by States and Territories

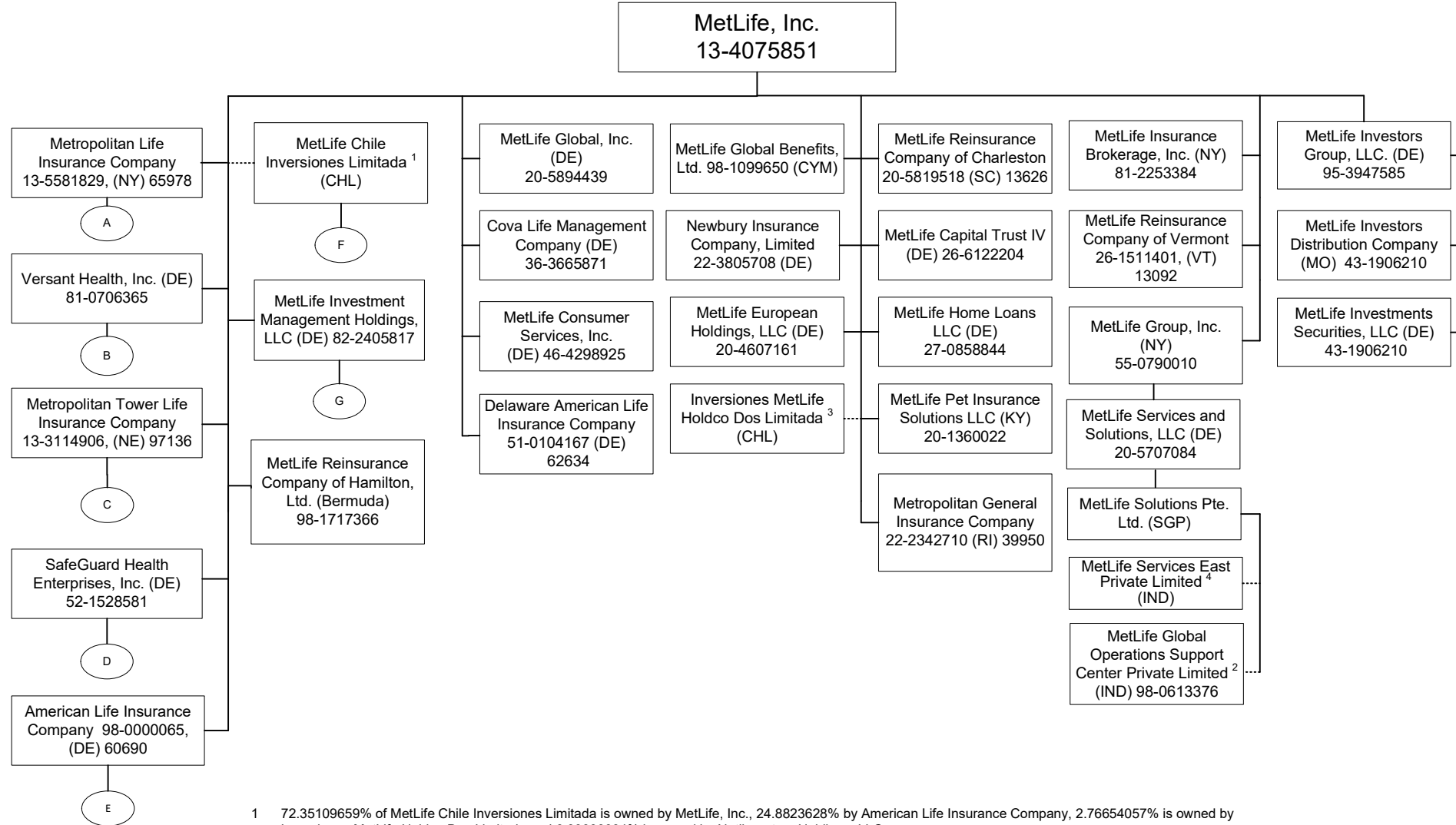
States, etc.	1 Active Status (a)	Direct Premiums Written		Direct Losses Paid (Deducting Salvage)		Direct Losses Unpaid		
		2 Current Year To Date	3 Prior Year To Date	4 Current Year To Date	5 Prior Year To Date	6 Current Year To Date	7 Prior Year To Date	
1. Alabama	AL	L	1,889,672	808,997	426,997	142,674	125,218	42,087
2. Alaska	AK	L	282,516	51,612	108,445	7,588	16,325	1,310
3. Arizona	AZ	L	10,776,409	4,540,385	4,089,409	683,343	1,057,241	259,794
4. Arkansas	AR	L	294,461	249,090	167,683	54,400	35,371	12,693
5. California	CA	L	21,233,296	9,877,255	16,145,704	2,279,669	2,341,548	393,680
6. Colorado	CO	L	4,235,053	2,406,458	2,850,439	2,097,049	528,529	213,930
7. Connecticut	CT	L	2,003,163	1,116,409	1,705,161	629,224	309,331	150,795
8. Delaware	DE	L	403,245	216,917	228,086	77,873	40,219	15,320
9. District of Columbia	DC	L	502,787	301,999	539,771	150,584	88,915	26,726
10. Florida	FL	L	6,560,782	(8,767)	3,260,652	882,216	827,804	967,620
11. Georgia	GA	L	11,626,870	3,558,323	3,209,693	837,819	1,001,431	236,366
12. Hawaii	HI	L	63		86		82	
13. Idaho	ID	L	276,855	594,429	135,790	6,933	16,691	1,612
14. Illinois	IL	L	7,100,998	2,511,789	3,522,206	1,097,231	765,650	251,528
15. Indiana	IN	L	4,173,458	1,437,463	904,934	228,597	267,709	79,137
16. Iowa	IA	L	370,231	107,425	201,822	66,797	34,028	12,047
17. Kansas	KS	L	1,813,628	885,851	401,608	62,543	123,704	33,117
18. Kentucky	KY	L	1,090,135	549,833	680,876	339,029	134,639	91,939
19. Louisiana	LA	L	1,111,267	480,154	342,651	105,970	69,676	32,460
20. Maine	ME	L	892,162	536,083	530,081	144,812	93,979	33,638
21. Maryland	MD	L	2,660,106	1,033,441	2,054,638	802,798	379,480	157,391
22. Massachusetts	MA	L	10,169,789	1,227,020	4,000,444	86,148	881,458	14,878
23. Michigan	MI	L	12,866,026	5,526,394	3,252,811	604,852	1,304,014	672,584
24. Minnesota	MN	L	4,698,819	3,171,252	1,755,751	270,223	356,135	191,209
25. Mississippi	MS	L	893,721	325,064	125,826	22,488	45,216	10,846
26. Missouri	MO	L	1,304,031	851,035	906,728	223,838	248,805	123,639
27. Montana	MT	L	240,840	190,228	110,046	15,926	16,687	3,407
28. Nebraska	NE	L	989,741	427,778	182,808	58,497	46,881	26,551
29. Nevada	NV	L	2,020,230		269,159		101,936	
30. New Hampshire	NH	L	850,520	397,598	1,326,095	3,372,724	3,466,626	3,281,442
31. New Jersey	NJ	L	8,513,891	68	3,503,564	2,430	680,925	668
32. New Mexico	NM	L	204,848	45,419	124,064	2,583	15,292	446
33. New York	NY	L	17,129,164	882,960	6,442,641	42,404	1,600,344	13,292
34. North Carolina	NC	L	2,689,762	1,013,317	1,876,874	380,076	282,884	68,254
35. North Dakota	ND	L	181,288	88,026	62,012	11,641	8,380	4,352
36. Ohio	OH	L	2,570,515	1,357,174	2,247,584	719,793	380,126	137,569
37. Oklahoma	OK	L	375,383	203,737	219,419	59,303	36,695	11,679
38. Oregon	OR	L	3,413,211	1,570,709	1,412,600	228,216	276,343	72,459
39. Pennsylvania	PA	L	4,101,531	1,805,737	3,294,052	847,773	542,610	167,992
40. Rhode Island	RI	L	39,347,852	10,226,998	7,139,862	989,499	3,362,454	1,060,543
41. South Carolina	SC	L	940,109	478,228	673,806	181,951	111,040	34,622
42. South Dakota	SD	L	42,215	25,954	78,733	91,992	21,290	94,561
43. Tennessee	TN	L	3,554,812	1,445,163	998,737	264,971	248,434	74,848
44. Texas	TX	L	6,112,852	3,080,466	4,262,947	1,426,202	764,721	357,875
45. Utah	UT	L	2,805,754	1,289,632	719,618	123,845	244,261	48,643
46. Vermont	VT	L	175,415	100,573	129,102	34,560	21,403	7,298
47. Virginia	VA	L	6,801,439	2,368,785	3,322,265	675,670	692,718	148,409
48. Washington	WA	L	2,943,696	829,305	1,730,804	92,602	227,016	18,463
49. West Virginia	WV	L	191,258	100,960	102,394	25,123	15,723	4,913
50. Wisconsin	WI	L	3,409,843	1,462,032	1,256,227	293,676	319,038	98,001
51. Wyoming	WY	L	67,355	29,530	19,800	3,576	3,212	787
52. American Samoa	AS	N						
53. Guam	GU	N						
54. Puerto Rico	PR	N						
55. U.S. Virgin Islands	VI	N						
56. Northern Mariana Islands	MP	N						
57. Canada	CAN	N						
58. Aggregate Other Alien	OT	XXX						
59. Totals	XXX		218,903,067	71,776,288	93,053,505	21,849,731	24,580,237	9,763,420
DETAILS OF WRITE-INS								
58001.	XXX							
58002.	XXX							
58003.	XXX							
58998. Summary of remaining write-ins for Line 58 from overflow page	XXX							
58999. Totals (Lines 58001 through 58003 plus 58998)(Line 58 above)	XXX							

(a) Active Status Counts:

- | | | |
|--|----|--|
| 1. L - Licensed or Chartered - Licensed insurance carrier or domiciled RRG..... | 51 | 4. Q - Qualified - Qualified or accredited reinsurer..... |
| 2. R - Registered - Non-domiciled RRGs..... | | 5. D - Domestic Surplus Lines Insurer (DSL) - Reporting entities authorized to write surplus lines in the state of domicile..... |
| 3. E - Eligible - Reporting entities eligible or approved to write surplus lines in the state (other than their state of domicile - see DSLI)..... | | 6. N - None of the above - Not allowed to write business in the state..... |

SCHEDULE Y - INFORMATION CONCERNING ACTIVITIES OF INSURER MEMBERS OF A HOLDING COMPANY GROUP

PART 1 - ORGANIZATIONAL CHART



1 72.35109659% of MetLife Chile Inversiones Limitada is owned by MetLife, Inc., 24.8823628% by American Life Insurance Company, 2.76654057% is owned by Inversiones MetLife Holdco Dos Limitada and 0.00000004% is owned by Natiloportem Holdings, LLC.

2 99.99999% of MetLife Global Operations Support Center Private Limited is owned by MetLife Solutions Pte. Ltd. and 0.00001% is owned by Natiloportem Holdings, LLC.

3 99.99946% of Inversiones MetLife Holdco Dos Limitada is owned by MetLife, Inc., 0.000535% is owned by MetLife International Holdings, LLC. and 0.0000054% is owned by Natiloportem Holdings, LLC.

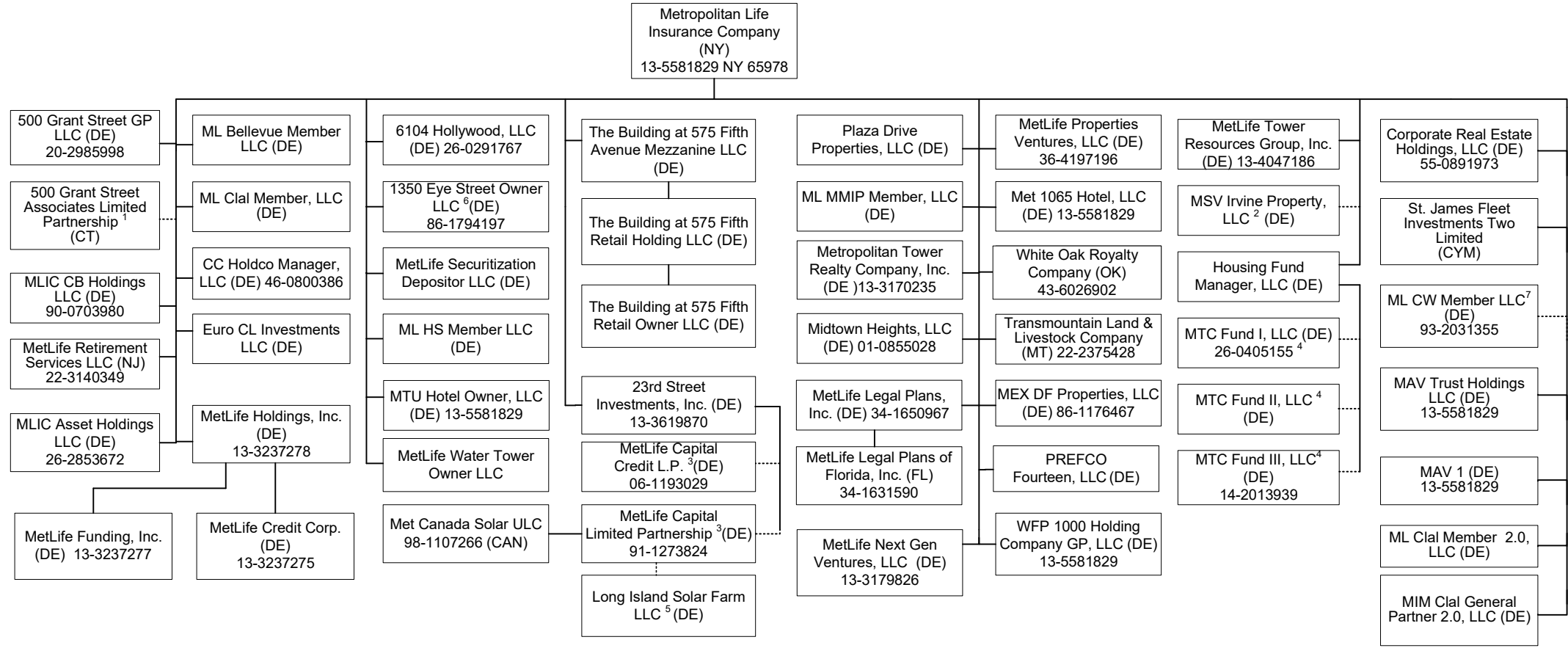
4 99.99% of MetLife Services East Private Limited is owned by MetLife Solutions Pte. Ltd. and .01% is owned by Natiloportem Holdings, LLC.

STATEMENT AS OF SEPTEMBER 30, 2023 OF THE Metropolitan General Insurance Company

SCHEDULE Y - INFORMATION CONCERNING ACTIVITIES OF INSURER MEMBERS OF A HOLDING COMPANY GROUP

PART 1 - ORGANIZATIONAL CHART

A



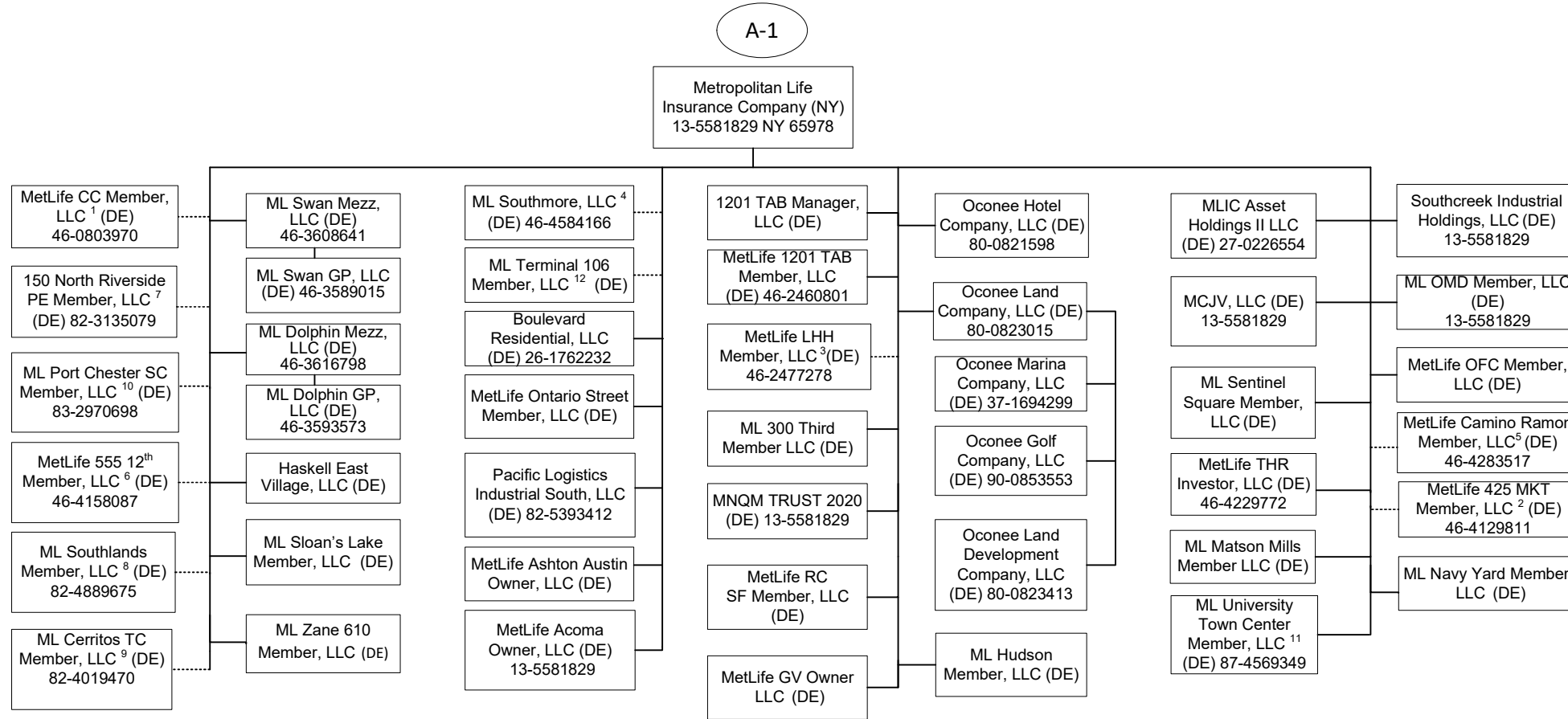
11.1

1 99% of 500 Grant Street Associates Limited Partnership is held by Metropolitan Life Insurance Company and 1% by 500 Grant Street GP LLC.
 2 96% of MSV Irvine Property, LLC is owned by Metropolitan Life Insurance Company and 4% is owned by Metropolitan Tower Realty Company, Inc.
 3 1% General Partnership interest is held by 23rd Street Investment, Inc. and 99% Limited Partnership interest is held by Metropolitan Life Insurance Company.

4 Housing Fund Manager, LLC is the managing member and owns .01% and the remaining interests are held by a third party member.
 5 90.39% membership interest is held by LISF Solar Trust in which MetLife Capital Limited Partnership has a 100% beneficial interest and the remaining 9.61% is owned by a third party.
 6 95.616439% of 1350 Eye Street Owner LLC is owned by Metropolitan Life insurance Company and 4.383561% is owned by Metropolitan Tower Life Insurance Company.
 7 92.7% of ML CW Member LLC is owned by Metropolitan Life Insurance Company and 7.3% is owned by Metropolitan Tower Life Insurance Company.

SCHEDULE Y - INFORMATION CONCERNING ACTIVITIES OF INSURER MEMBERS OF A HOLDING COMPANY GROUP

PART 1 - ORGANIZATIONAL CHART



11.2

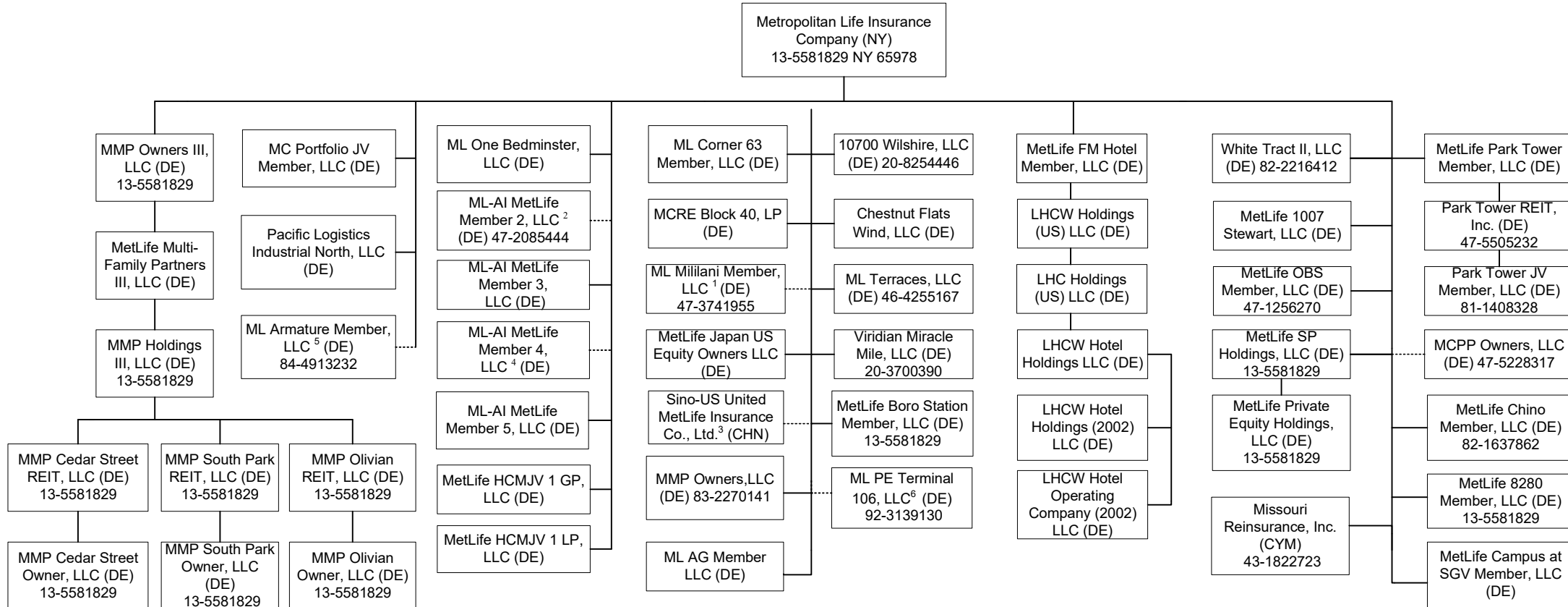
1 95.122% of MetLife CC Member, LLC is held by Metropolitan Life Insurance Company and 4.878% by Metropolitan Tower Life Insurance Company.
 2 66.91% of MetLife 425 MKT Member, LLC is owned by Metropolitan Life Insurance Company and 33.09% is owned by MREF 425 MKT, LLC.
 3 99% of MetLife LHH Member, LLC is owned by Metropolitan Life Insurance Company and 1% by Metropolitan Tower Life Insurance Company.
 4 99% of ML Southmore, LLC is owned by Metropolitan Life Insurance Company and 1% by Metropolitan Tower Life Insurance Company.
 5 99% of MetLife Camino Ramon Member, LLC is owned by Metropolitan Life Insurance Company and 1% by Metropolitan Tower Life Insurance Company.
 6 89.84% of MetLife 555 12th Member, LLC is owned by Metropolitan Life Insurance Company and 10.16% is owned by Metropolitan Tower Life Insurance Company.
 7 81.45% of 150 North Riverside PE Member, LLC is owned by Metropolitan Life Insurance Company, 18.55% is owned by Metropolitan Tower Life Insurance Company.

8 60% of ML Southlands Member, LLC is owned by Metropolitan Life Insurance Company and 40% is owned by Metropolitan Tower Life Insurance Company.
 9 60% of ML Cerritos TC Member, LLC is owned by Metropolitan Life Insurance Company and 40% is owned by Metropolitan Tower Life Insurance Company.
 10 60% of ML Port Chester SC Member, LLC is owned by Metropolitan Life Insurance Company and 40% is owned by Metropolitan Tower Life Insurance Company.
 11 87% of ML University Town Center Member, LLC is owned by Metropolitan Life Insurance Company and 13% is owned by Metropolitan Tower Life Insurance Company.
 12 87.45% of ML Terminal 106 Member, LLC is held by Metropolitan Life Insurance Company and 12.55% by Metropolitan Tower Life Insurance Company.

SCHEDULE Y - INFORMATION CONCERNING ACTIVITIES OF INSURER MEMBERS OF A HOLDING COMPANY GROUP

PART 1 - ORGANIZATIONAL CHART

A-2



113

- 1 95% of ML Mililani Member, LLC is owned by Metropolitan Life Insurance Company and 5% is owned by Metropolitan Tower Life Insurance Company.
- 2 98.97% of ML-AI MetLife Member 2, LLC is owned by Metropolitan Life Insurance Company and 1.03% by Metropolitan Tower Life Insurance Company.
- 3 50% of Sino-US United MetLife Insurance Co. Ltd. is owned by Metropolitan Life Insurance Company and 50% is owned by a third party.
- 4 60% of ML-AI Member 4, LLC is owned by Metropolitan Life Insurance Company and 40% is owned by Metropolitan Tower Life Insurance Company.
- 5 87.34% of ML Armature Member, LLC is owned by Metropolitan Life Insurance Company and 12.66% is owned by Metropolitan Tower Life Insurance Company.
- 6 87.45% of ML PE Terminal 106, LLC is owned by Metropolitan Life Insurance Company and 12.55% is owned by Metropolitan Tower Life Insurance Company.

SCHEDULE Y - INFORMATION CONCERNING ACTIVITIES OF INSURER MEMBERS OF A HOLDING COMPANY GROUP

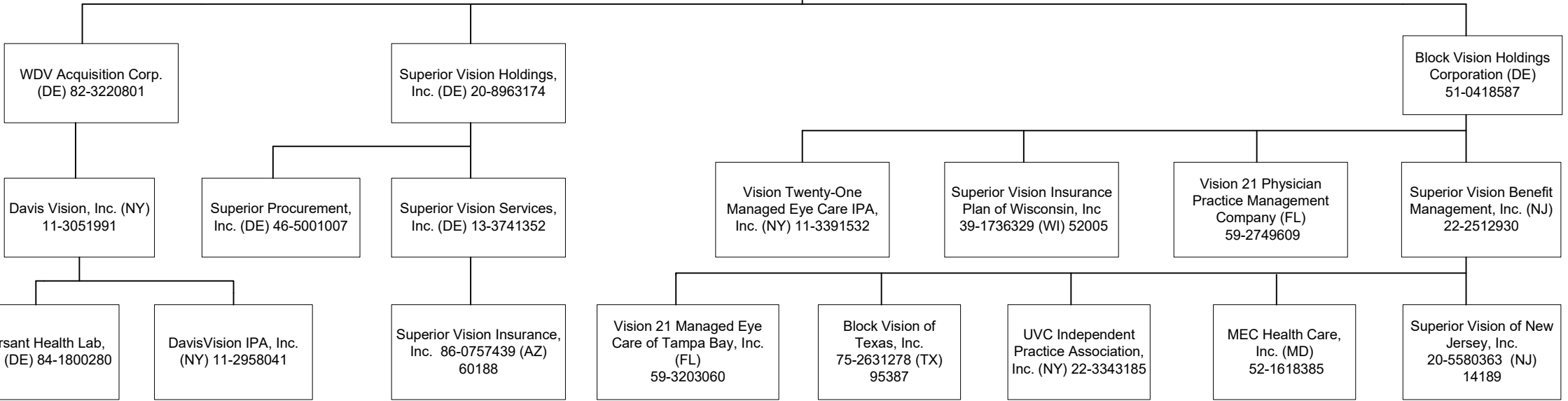
PART 1 - ORGANIZATIONAL CHART

B

Versant Health, Inc.
(DE) 81-0706365

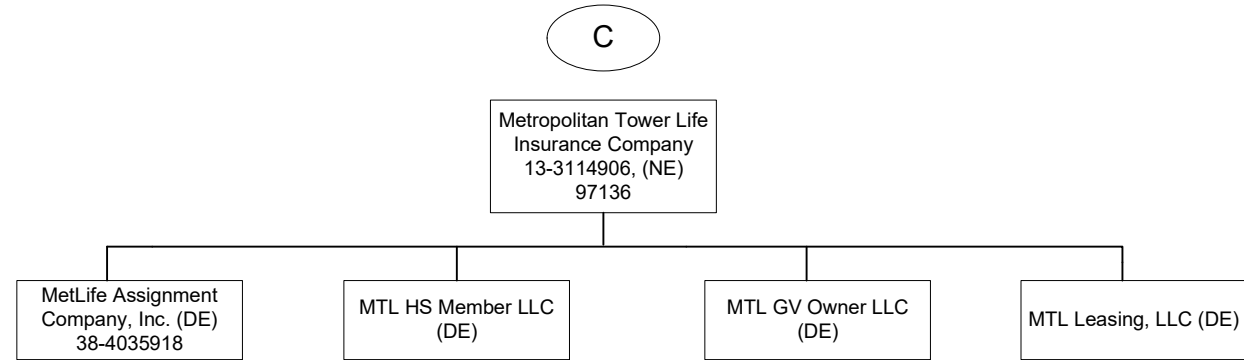
Versant Health Holdco,
Inc. (DE) 81-0711451

Versant Health
Consolidations Corp.
(DE) 80-0769466



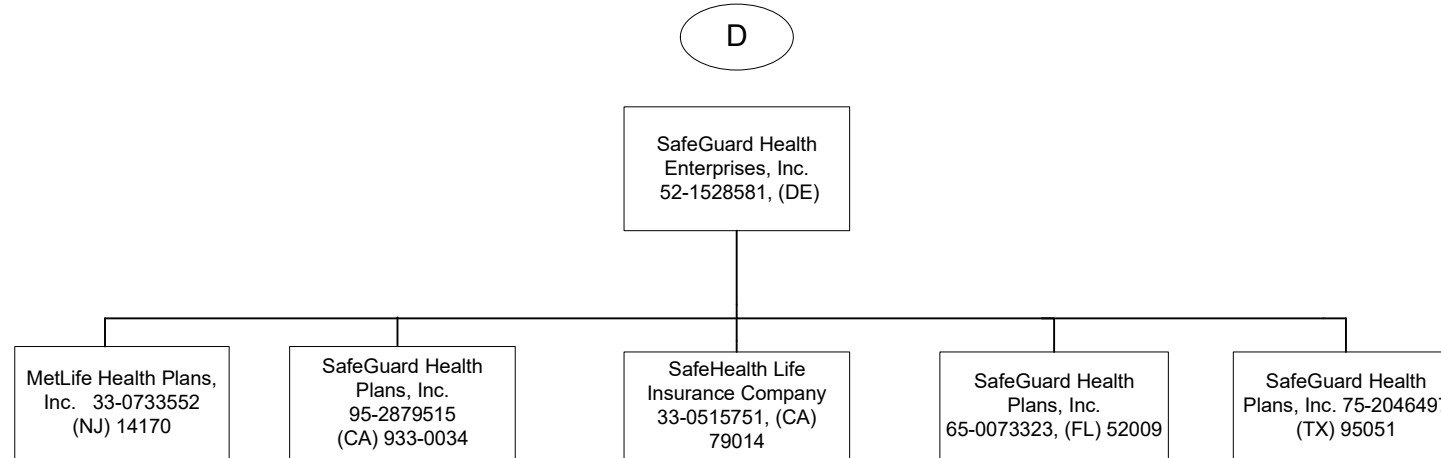
SCHEDULE Y - INFORMATION CONCERNING ACTIVITIES OF INSURER MEMBERS OF A HOLDING COMPANY GROUP

PART 1 - ORGANIZATIONAL CHART



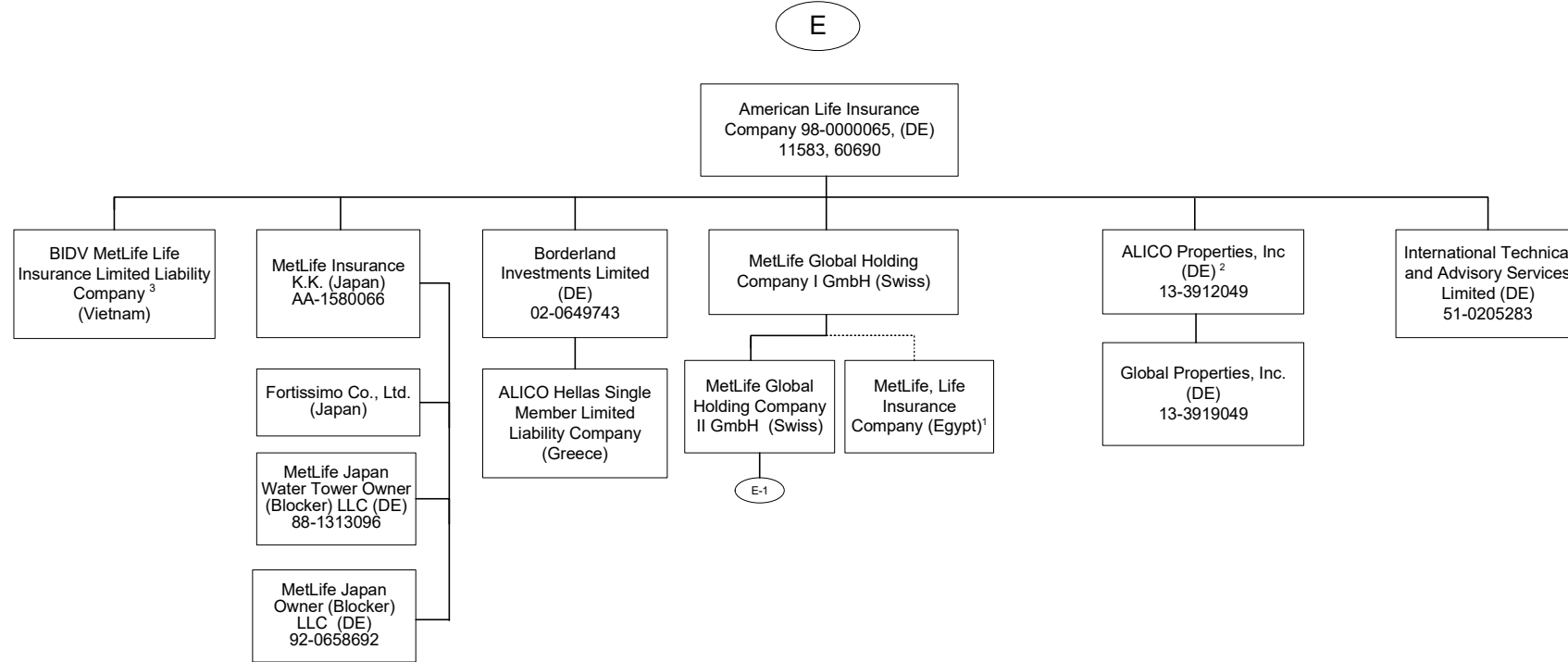
SCHEDULE Y - INFORMATION CONCERNING ACTIVITIES OF INSURER MEMBERS OF A HOLDING COMPANY GROUP

PART 1 - ORGANIZATIONAL CHART



SCHEDULE Y - INFORMATION CONCERNING ACTIVITIES OF INSURER MEMBERS OF A HOLDING COMPANY GROUP

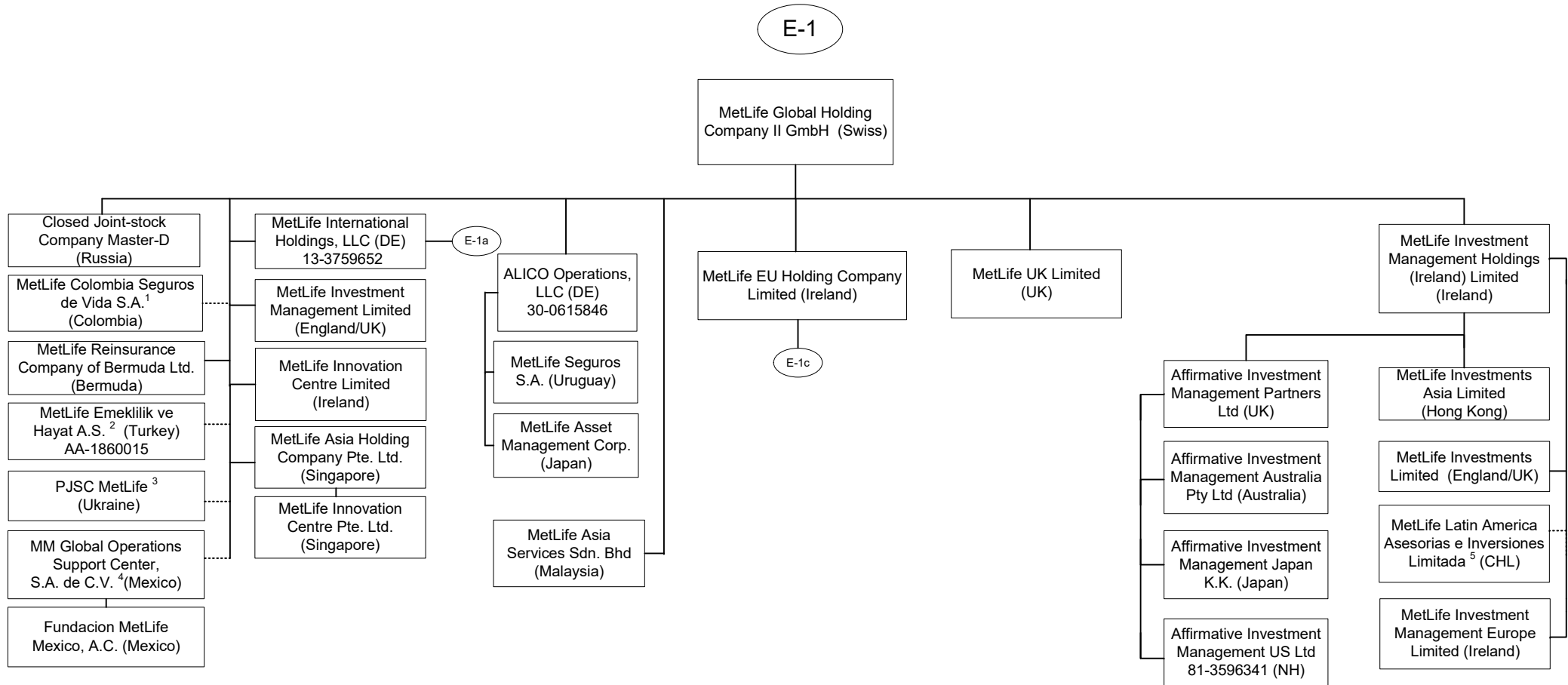
PART 1 - ORGANIZATIONAL CHART



1 84.125% of MetLife, Life Insurance Company (Egypt) is owned by MetLife Global Holding Company I GmbH and the remaining interest by third parties.
 2 51% of ALICO Properties, Inc. is owned by American Life Insurance Company and the remaining interest by third parties.
 3 60.61% of BIDV MetLife Life Insurance Limited Liability Company is held by American Life Insurance Company and the remainder by third parties.

SCHEDULE Y - INFORMATION CONCERNING ACTIVITIES OF INSURER MEMBERS OF A HOLDING COMPANY GROUP

PART 1 - ORGANIZATIONAL CHART



1 89.9999657134583% of MetLife Colombia Seguros de Vida S.A. is owned by MetLife Global Holding Company II GmbH, 10.0000315938813% is owned by MetLife Global Holding Company I GmbH, International Technical and Advisory Services Limited, Borderland Investments Limited and Natlioportem Holdings, LLC each own 0.000000897553447019009%.

2 99.98% of MetLife Emeklilik ve Hayat A.S. is owned by MetLife Global Holding Company II GmbH (Swiss) and the remaining by third parties.

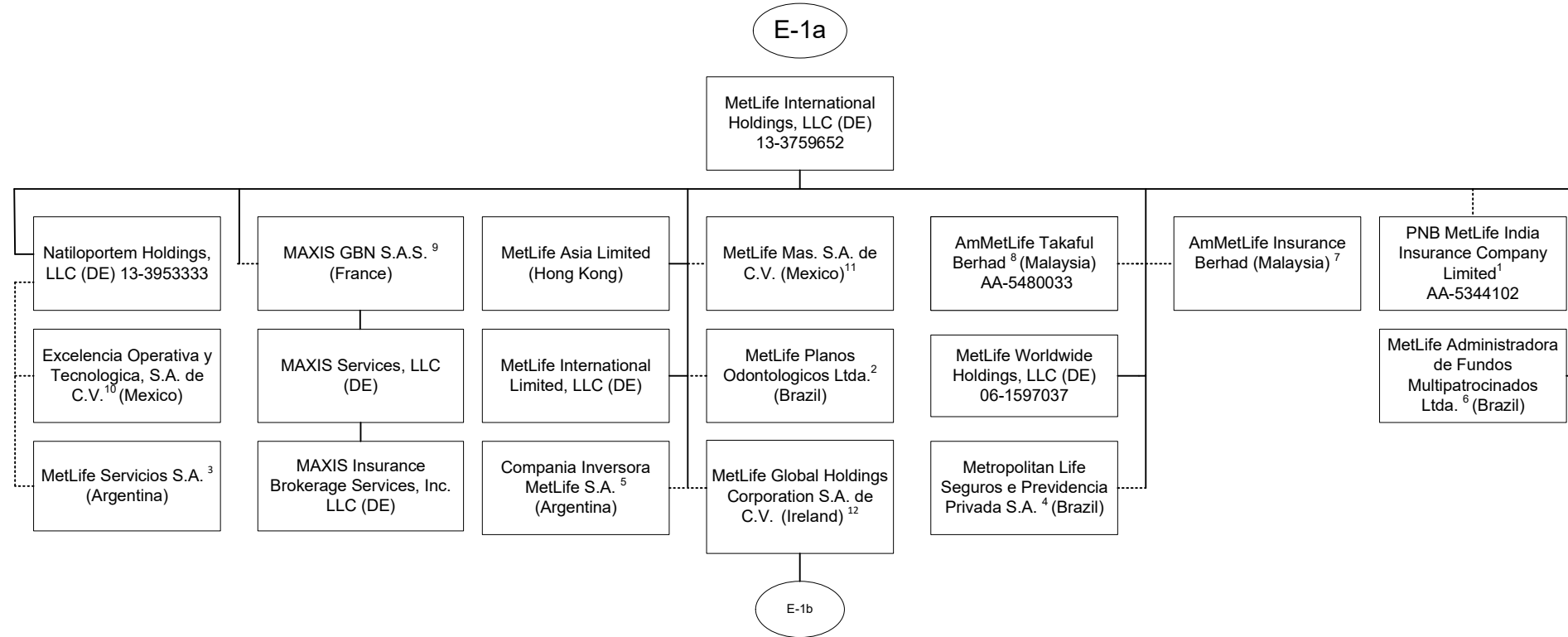
3 99.9988% of PJSC MetLife is owned by MetLife Global Holding Company II GmbH, .0006% is owned by International Technical and Advisory Services Limited and the remaining .0006% is owned by Borderland Investments Limited

4 99.999509% of MM Global Operations Support Center S.A. de C.V. (Mexico) is held by MetLife Global Holding Company II GmbH (Swiss) and 0.000491% is held by MetLife Global Holding Company I GmbH (Swiss).

5 99.99% of MetLife Latin American Asesorias e Inversiones Limitada is owned by MetLife Investment Management Holdings (Ireland) Limited and .01% is owned by MetLife Global Holding Company II GmbH (Swiss).

SCHEDULE Y - INFORMATION CONCERNING ACTIVITIES OF INSURER MEMBERS OF A HOLDING COMPANY GROUP

PART 1 - ORGANIZATIONAL CHART



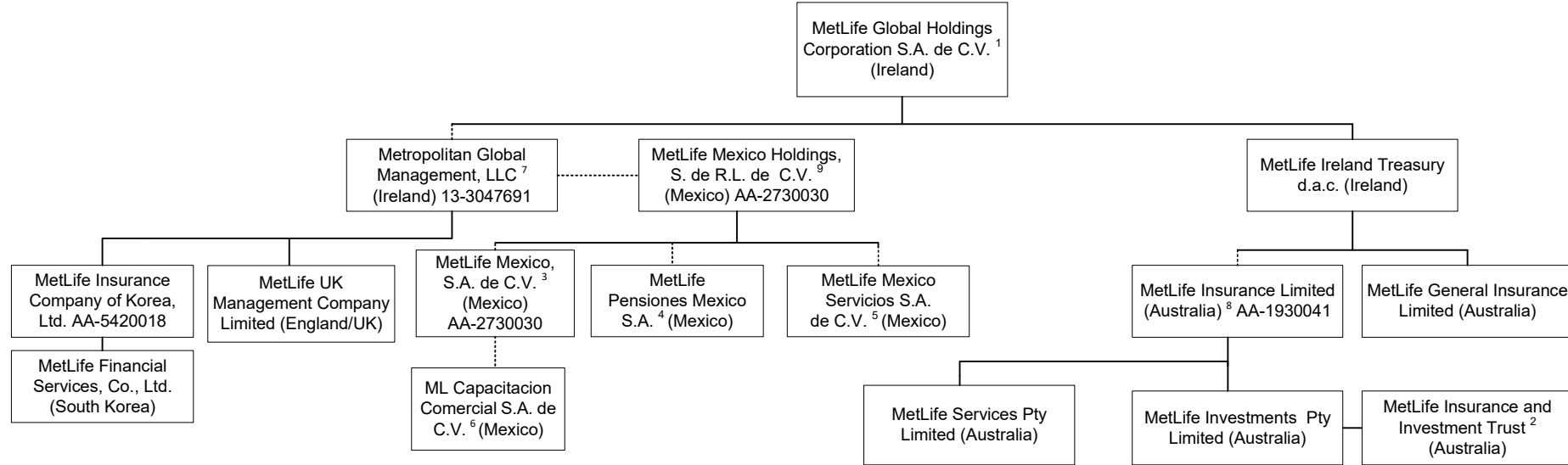
1 46.87% of PNB MetLife India Insurance Company Limited is owned by MetLife International Holdings, LLC and the remainder is owned by third parties.
 2 99.999% of MetLife Planos Odontologicos Ltda. is owned by MetLife International Holdings, LLC and .001% is owned by Natiloportem Holdings, LLC.
 3 19.12% of the shares of MetLife Servicios S.A. are held by Compania Inversora MetLife S.A. and 80.88% are held by Natiloportem Holdings, LLC.
 4 66.662% is owned by MetLife International Holdings, LLC, 33.337% is owned by MetLife Worldwide Holdings, LLC and 0.001% is owned by Natiloportem Holdings, LLC.
 5 95.46% is owned by MetLife International Holdings, LLC and 4.54% is owned by Natiloportem Holdings, LLC.

6 99.99998% of MetLife Administradora de Fondos Multipatrocinados Ltda. is owned by MetLife International Holdings, LLC and .00002% by Natiloportem Holdings, LLC.
 7 50.000002% of AmMetLife Insurance Berhad is owned by MetLife International Holdings, LLC and the remainder by a third party.
 8 49.9999997% of AmMetLifeTakaful Berhad is owned by MetLife International Holdings, LLC and the remainder by a third party.
 9 50% of MAXIS GBN S.A.S. is held by MetLife International Holdings, LLC and the remainder by third parties.
 10 99.9% of Excelencia Operativa y Tecnologica, S.A. de C.V. is held by Natiloportem Holdings, LLC and .1% by MetLife Mexico Servicios S.A. de C.V.
 11 99.99964399% MetLife Mas, SA de C.V. is owned by MetLife International Holdings, LLC and .00035601% is owned by International Technical and Advisory Services Limited.
 12 98.9% is owned by MetLife International Holdings, LLC and 1.1% is owned by MetLife International Limited, LLC.

SCHEDULE Y - INFORMATION CONCERNING ACTIVITIES OF INSURER MEMBERS OF A HOLDING COMPANY GROUP

PART 1 - ORGANIZATIONAL CHART

E-1b



1 98.9% is owned by MetLife International Holdings, LLC and 1.1% is owned by MetLife International Limited, LLC.

2 MetLife Insurance and Investment Trust is a trust vehicle, the trustee of which is MetLife Investments PTY Limited ("MIPL"). MIPL is a wholly owned subsidiary of MetLife Insurance PTY Limited.

3 99.050271% is owned by MetLife Mexico Holdings, S. de R.L. de C.V. and .949729% is owned by MetLife International Holdings, LLC.

4 97.5125% is owned by MetLife Mexico Holdings, S. de R.L. de C.V. and 2.4875% is owned by MetLife International Holdings, LLC.

5 98% is owned by MetLife Mexico Holdings, S. de R.L. de C.V. and 2% is owned by MetLife International Holdings, LLC.

6 99% is owned by MetLife Mexico, S.A. de C.V. and 1% is owned by MetLife Mexico Servicios, S.A. de C.V.

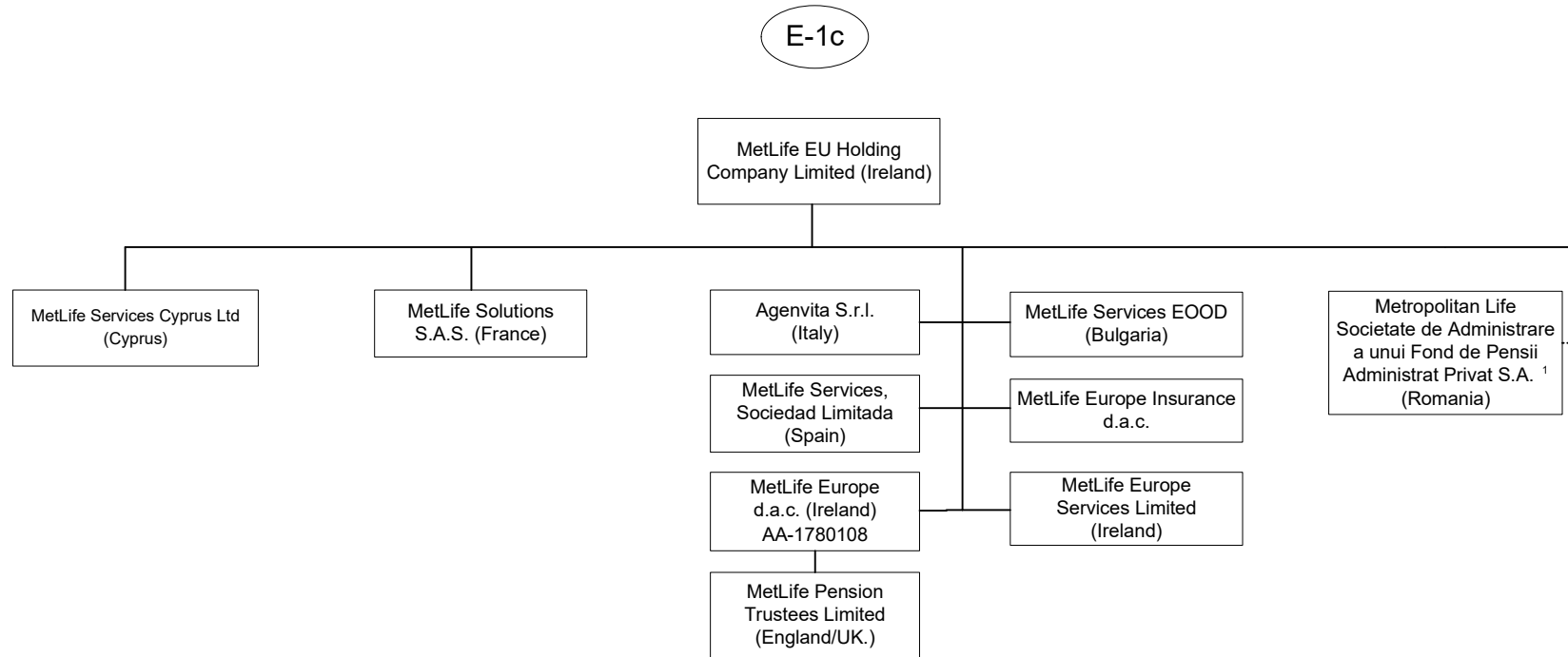
7 99.7% is owned by MetLife Global Holdings Corporation S.A. de C.V. and 0.3% is owned by MetLife International Holdings, LLC.

8 91.16468% of MetLife Insurance Limited (Australia) is owned by MetLife Ireland Treasury d.a.c. and 8.83532% by MetLife Global Holdings Corp. S.A. de C.V..

9 99.99995% is owned by Metropolitan Global Management, LLC and .00005% is owned by MetLife International Holdings, LLC.

SCHEDULE Y - INFORMATION CONCERNING ACTIVITIES OF INSURER MEMBERS OF A HOLDING COMPANY GROUP

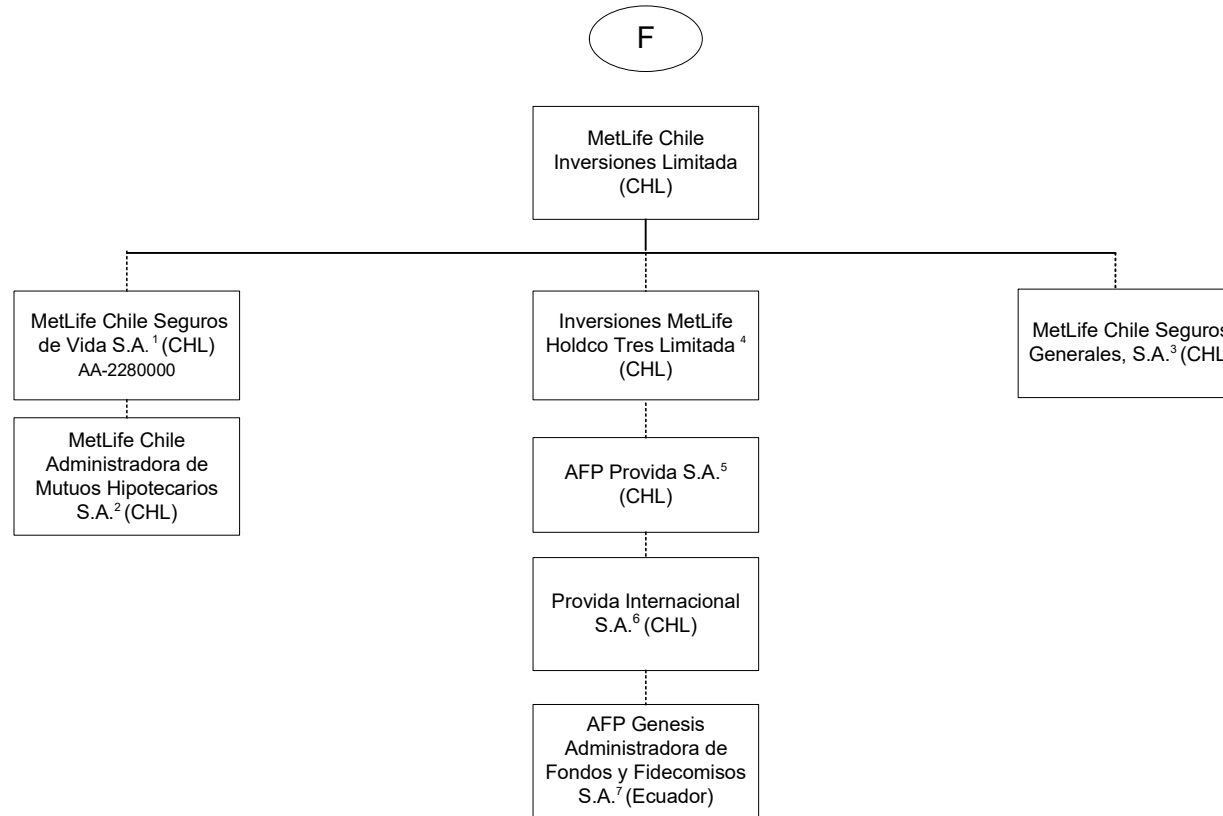
PART 1 - ORGANIZATIONAL CHART



1 99.9903% of Metropolitan Life Societate de Administrare a unui Fond de Pensii Administrat Privat S.A. is owned by MetLife EU Holding Company Limited and 0.0097% by MetLife Europe Services Limited.

SCHEDULE Y - INFORMATION CONCERNING ACTIVITIES OF INSURER MEMBERS OF A HOLDING COMPANY GROUP

PART 1 - ORGANIZATIONAL CHART

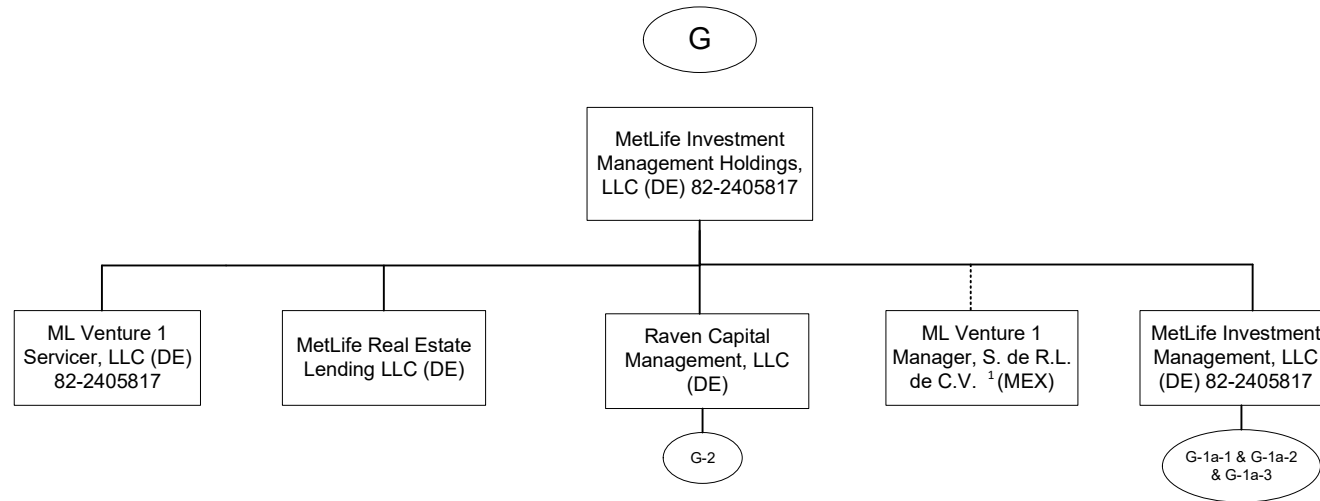


1 99.997% is held by MetLife Chile Inversiones Limitada and .003% by International Technical and Advisory Services Limited.
 2 99.9% is held by MetLife Chile Seguros de Vida S.A. and 0.1% by MetLife Chile Inversiones Limitada.
 3 99.99% of MetLife Chile Seguros Generales, S.A. is owned by MetLife Chile Inversiones Limitada and 0.01% by Inversiones MetLife Holdco Dos Limitada.
 4 97.13% of Inversiones MetLife Holdco Tres Limitada is owned by MetLife Chile Inversiones Limitada and 2.87% is owned by Inversiones MetLife Holdco Dos Limitada.

5 42.3815% of AFP Provida S.A. is owned by Inversiones MetLife Holdco Dos Limitada, 42.3815% owned by Inversiones MetLife Holdco Tres Limitada and 10.9224% by MetLife Chile Inversiones Limitada and the remainder is owned by the public.
 6 99.99% of Provida Internacional S.A. is owned by AFP Provida S.A. and .01% by MetLife Chile Inversiones Limitada.
 7 99.9% of AFP Genesis Administradora de Fondos y Fidecomisos S.A. is owned by Provida Internacional S.A. and 0.1% by MetLife Chile Inversiones Limitada.

SCHEDULE Y - INFORMATION CONCERNING ACTIVITIES OF INSURER MEMBERS OF A HOLDING COMPANY GROUP

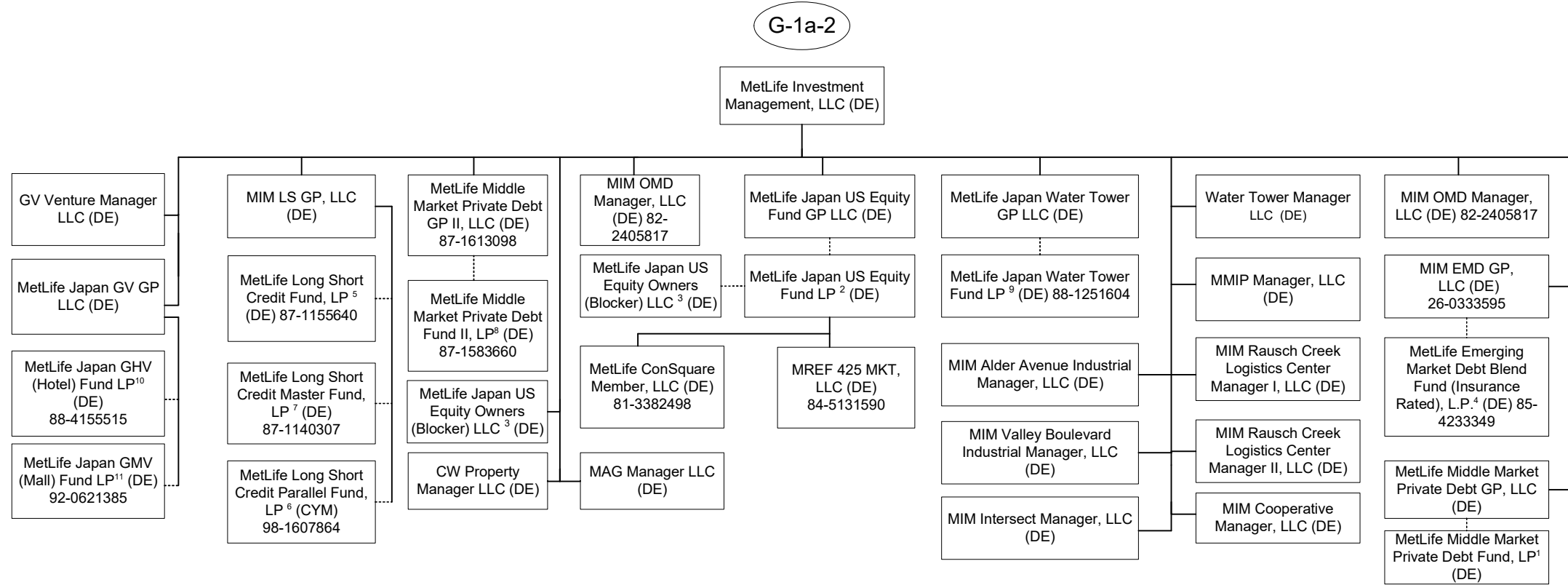
PART 1 - ORGANIZATIONAL CHART



1. 99.9% of ML Venture1 Manager, S. de R.L. de C.V. is owned by MetLife Investment Management Holdings, LLC and 0.1% is owned by MetLife Investment Management Holdings (Ireland) Limited.

SCHEDULE Y - INFORMATION CONCERNING ACTIVITIES OF INSURER MEMBERS OF A HOLDING COMPANY GROUP

PART 1 - ORGANIZATIONAL CHART



11.14

1 MetLife Middle Market Private Debt GP, LLC is the general partner of MetLife Middle Market Private Debt Fund, L.P. (the "Fund"). The following affiliates hold limited partnership interests in the Fund: 30.25% is held by MetLife Private Equity Holdings, LLC, 30.25% is held by Metropolitan Life Insurance Company, 3.46% is held by MetLife Middle Market Private Debt GP, LLC. The remainder is held by a third party.

2 MetLife Japan US Equity Fund GP, LLC is general partner of MetLife Japan US Equity Fund LP ("Fund"). The following affiliates hold a limited partnership interest in the Fund LP: 51% is owned by MetLife Japan US Equity Owners LLC and 49% by MetLife Japan US Equity Owners (Blocker) LLC.

3 MetLife Japan US Equity Fund GP, LLC is the manager of MetLife Japan US Equity Owners (Blocker) LLC. MetLife Insurance K.K. (Japan) is the sole member.

4 MIM EMD GP, LLC is the general partner of MetLife Emerging Market Debt Blend Fund (Insurance Rated), L.P. (the "Fund"). Metropolitan Life Insurance Company owns 62.8% of the Fund. The remainder is held by third parties.

5 MIM LS GP, LLC is the general partner of MetLife Long Short Credit Fund, LP (the "Fund"). Metropolitan Life Insurance Company owns 100% of the Fund.

6 MIM LS GP, LLC is the general partner of MetLife Long Short Credit Parallel Fund, LP (the "Fund") and is the sole partner in the Fund.

7 MIM LS GP, LLC is the general partner of MetLife Long Short Credit Master Fund, LP (the "Fund"). MetLife Long Short Credit Fund, LP, is the sole limited partner in the Fund.

8 MetLife Middle Market Private Debt GP II, LLC is the general partner of MetLife Middle Market Private Debt Fund II, LP (the "Fund"). ".16%" of the Fund is held by MetLife employees. The remainder of the Fund is held by third parties.

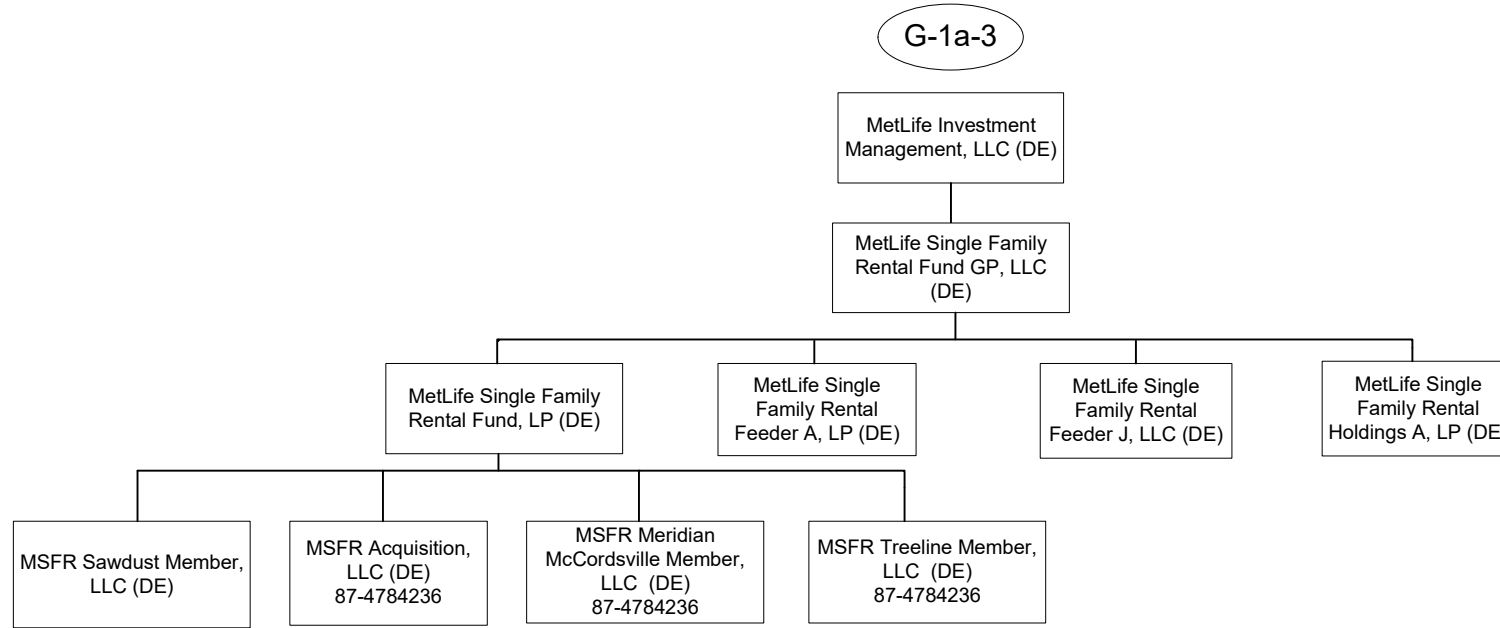
9 MetLife Japan Water Tower GP LLC is the general partner of MetLife Japan Water Tower Fund LP. MetLife Japan Water Tower Fund LP is owned approximately 68.7% by MetLife Water Tower Owner LLC and 31.3% by MetLife Japan Water Tower Owner (Blocker) LLC.

10 MetLife Japan GV GP LLC is the general partner of MetLife Japan GHV (Hotel) Fund LP. MetLife Japan GHV (Hotel) Fund LP is owned (i) 55.865222% by MetLife GV Owner LLC, (ii) 10.027182 % by MTL GV Owner LLC, and (iii) 34.107596% by MetLife Japan Owner (Blocker) LLC.

11 MetLife Japan GV GP LLC is the general partner of MetLife Japan GMV (Mall) Fund LP. MetLife Japan GMV (Mall) Fund LP is owned (i) 55.845714% by MetLife GV Owner LLC, (ii) 10.058134% by MTL GV Owner LLC, and (iii) 34.096152% by MetLife Japan Owner (Blocker) LLC.

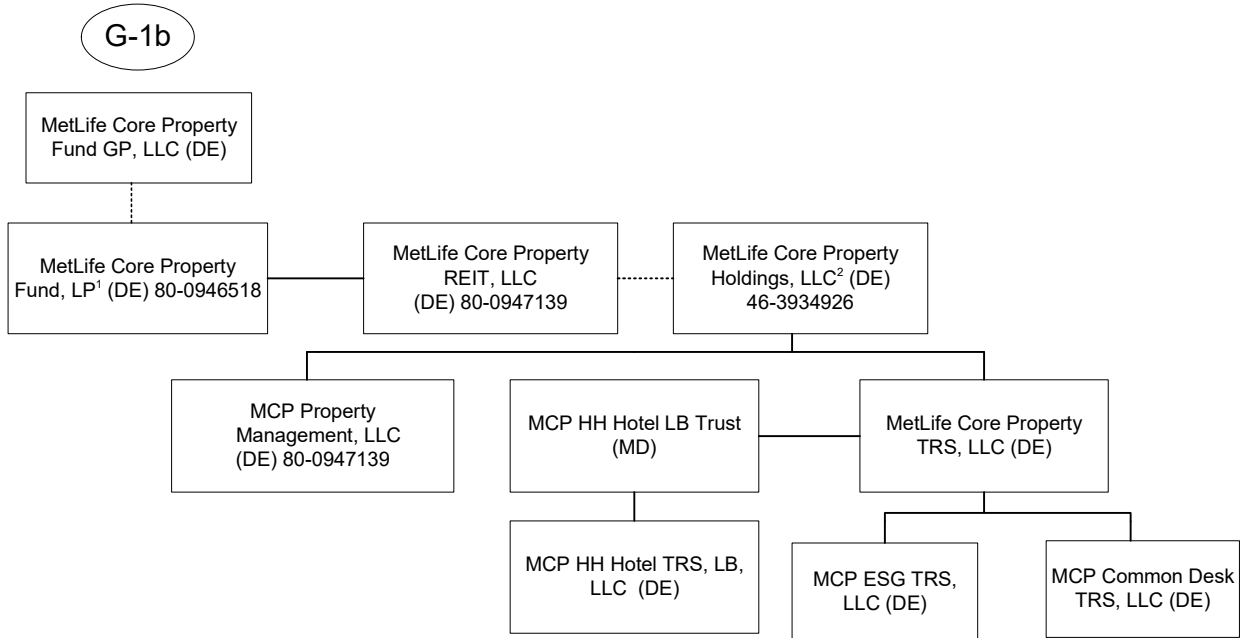
SCHEDULE Y - INFORMATION CONCERNING ACTIVITIES OF INSURER MEMBERS OF A HOLDING COMPANY GROUP

PART 1 - ORGANIZATIONAL CHART



SCHEDULE Y - INFORMATION CONCERNING ACTIVITIES OF INSURER MEMBERS OF A HOLDING COMPANY GROUP

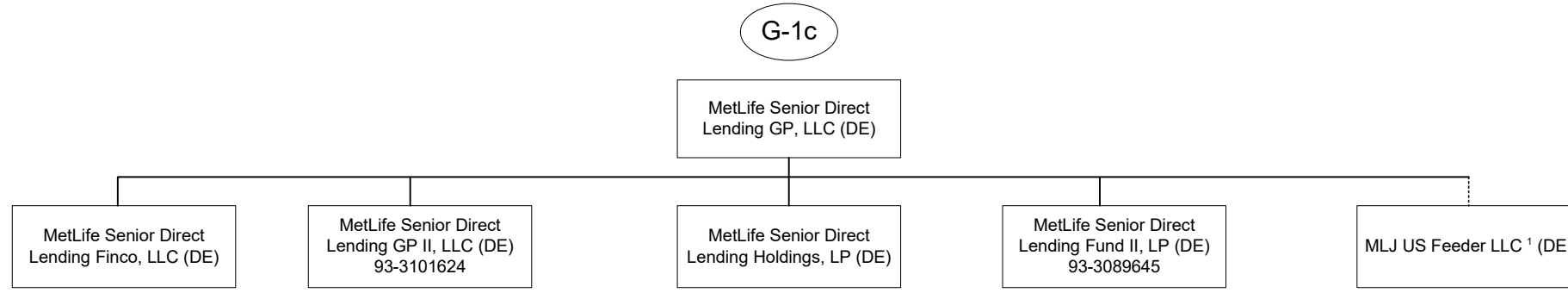
PART 1 - ORGANIZATIONAL CHART



- 1 MetLife Core Property Fund GP, LLC is the general partner of MetLife Core Property Fund, LP (the "Fund"). A substantial majority of the limited partnership interests in the Fund are held by third parties. The following affiliates hold limited partnership interests in the Fund: Metropolitan Life Insurance Company owns 14.40%, Metropolitan Life Insurance Company (on behalf of Separate Account 746) owns 2.09%, MetLife Insurance Company of Korea Limited owns 1.52%, MetLife Insurance KK owns 8.1%, Metropolitan Tower Life Insurance Company owns 0.04% and Metropolitan Tower Life Insurance Company (on behalf of Separate Account 152) owns 3.85%.
- 2 MetLife Core Property Holdings, LLC also holds, directly or indirectly, the following limited liability companies (partial and/or indirect ownership indicated in parenthesis): MCP Alley24 East, LLC; MCP Foxborough, LLC (100%); MCP One Westside, LLC; MCP 7 Riverway, LLC; MCPF Acquisition, LLC; MCP SoCal Industrial – Springdale, LLC; MCP SoCal Industrial – Concourse, LLC; MCP SoCal Industrial – Kellwood, LLC; MCP SoCal Industrial – Redondo, LLC; MCP SoCal Industrial – Fullerton, LLC; MCP SoCal Industrial – Loker, LLC; MCP Paragon Point, LLC; MCP The Palms at Doral, LLC; MCP EnV Chicago, LLC; MCP Financing, LLC; MCP 1900 McKinney, LLC; MCP 550 West Washington, LLC; MCP 3040 Post Oak, LLC; MCP Plaza at Legacy, LLC; MCP SoCal Industrial – LAX, LLC; MCP SoCal Industrial - Anaheim, LLC; MCP West Fork, LLC; MCP SoCal Industrial – Bernardo, LLC; MCP Ashton South End, LLC; MCP Lodge At Lakecrest, LLC; MCP Main Street Village, LLC; MCP Trimble Campus, LLC; MCP Stateline, LLC; MCP Broadstone, LLC; MCP Highland Park Lender, LLC; MCP Buford Logistics Center Bldg B, LLC; MCP 22745 & 22755 Relocation Drive, LLC; MCP 9020 Murphy Road, LLC; MCP Northyards Holdco, LLC; MCP Northyards Owner, LLC (100%); MCP Northyards Master Lessee, LLC (100%); MCP VOA Holdings, LLC; MCP VOA I & III, LLC (100%); MCP VOA II, LLC (100%); MCP West Broad Marketplace, LLC; MCP Grapevine, LLC; MCP Union Row, LLC; MCP Fife Enterprise Center, LLC; MCP 2 Ames, LLC; MCP 2 Ames Two, LLC (100%); MCP 2 Ames One, LLC (100%); MCP 2 Ames Owner, LLC (100%); MCP 350 Rohlwing, LLC; MCP - Wellington, LLC; MCP Onyx, LLC; MCP Valley Forge, LLC; MCP Valley Forge Two, LLC (100%); MCP Valley Forge One, LLC (100%); MCP Valley Forge Owner, LLC (100%); MCP MA Property REIT, LLC; MCPF - Needham, LLC (100%); 60 11th Street, LLC (100%); MCP-English Village, LLC; MCP 100 Congress Member, LLC; Des Moines Creek Business Park Phase II, LLC; MCP Magnolia Park Member, LLC; MCP Denver Pavilions Member, LLC; MCP Seattle Gateway Industrial I, LLC; MCP Seattle Gateway Industrial II, LLC; MCP Seventh and Osborn Retail Member, LLC; MCP Astor at Osborn, LLC; MCP Burnside Member, LLC; MCP Key West, LLC; MCP Vance Jackson, LLC; MCP Mountain Technology Center Member TRS, LLC; MCP Vineyard Avenue Member, LLC; MCP Shakopee, LLC; MCP 93 Red River Member, LLC; MCP Frisco Office, LLC; MCP Center Avenue Industrial Member, LLC; MCP 220 York, LLC; MCP 1500 Michael, LLC; MCP Sleepy Hollow Member, LLC; MCP Clawiter Innovation Member, LLC; MCP Bradford, LLC; MCP 50-60 Binney, LLC; MCP Hub I, LLC; MCP Hub I Property, LLC (100%); MCP Dillon, LLC; MCP Dillon Residential, LLC; MCP Optimist Park Member, LLC; MCP 38th West Highland, LLC; MCP Longhaven Estates Member, LLC; Mountain Technology Center A, LLC; Mountain Technology Center B, LLC; Mountain Technology Center C, LLC; Mountain Technology Center D, LLC; Mountain Technology Center E, LLC; MCP Frisco Office Two, LLC; MCP Gateway Commerce Center 5, LLC; MCP Allen Creek Member, LLC; Center Avenue Industrial, LLC (81.28%); Center Avenue Industrial Venture, LLC (81.28%); MCP HH Hotel LB Trust (100%); Vineyard Avenue Industrial Venture, LLC (79.81%) and Vineyard Avenue Industrial, LLC (79.81%); MCP 122 E. Sego Lilly, LLC; MCP HH Hotel LB, LLC; MCP HH Hotel TRS, LB, LLC (100%); MCP Block 23 Residential Owner, LLC; MCP Rausch Creek Logistics Center Member I, LLC; MCP Rausch Creek Logistics Center Member II, LLC; MCP 249 Industrial Business Park, LLC (100%); MCP Alder Avenue Industrial Member, LLC (100%); MCP Valley Boulevard Industrial Member, LLC (100%); MCP Ranchero Village MHC Member, LLC.

SCHEDULE Y - INFORMATION CONCERNING ACTIVITIES OF INSURER MEMBERS OF A HOLDING COMPANY GROUP

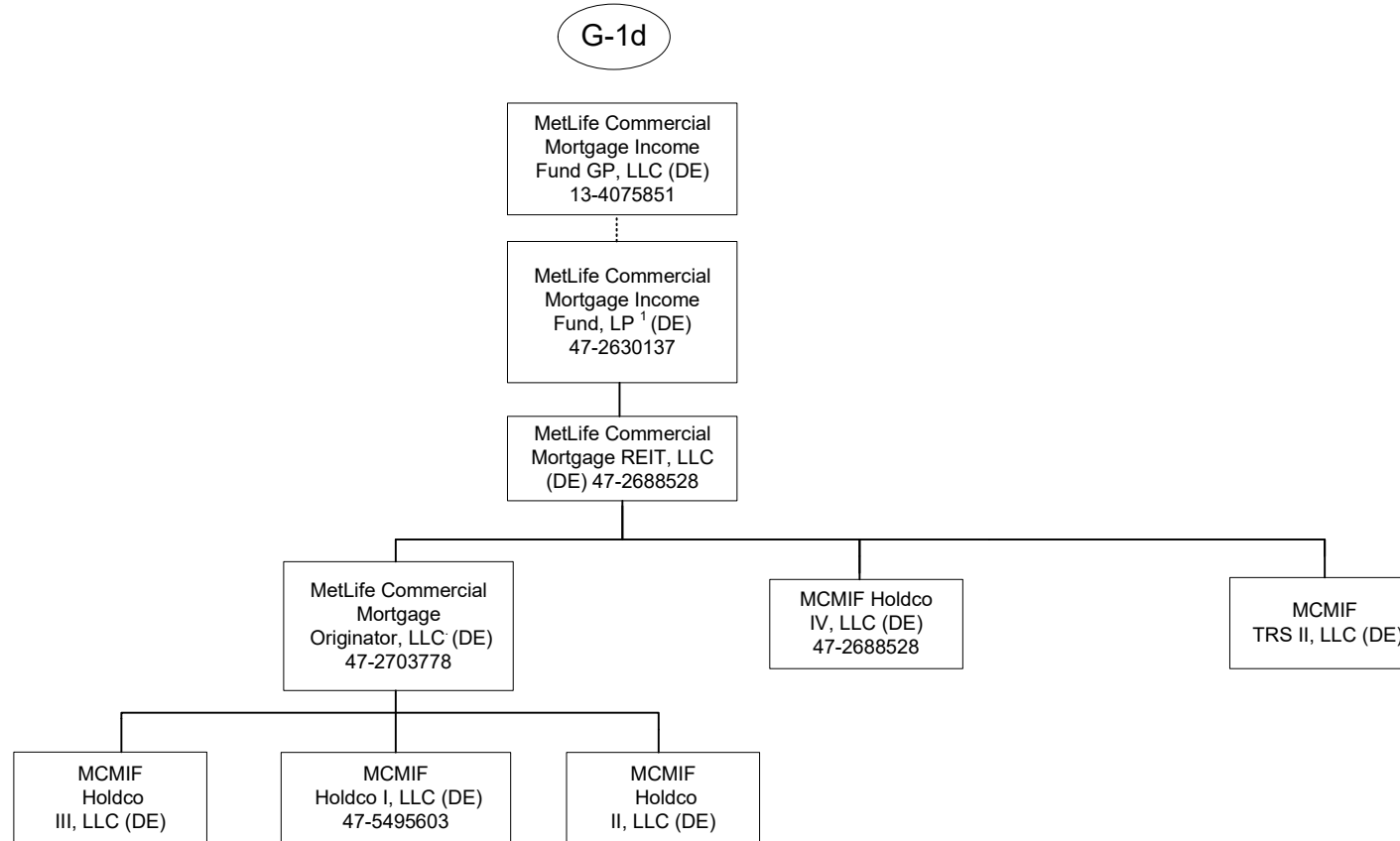
PART 1 - ORGANIZATIONAL CHART



1. MetLife Senior Direct Lending GP, LLC is the Manager of MLJ US Feeder LLC. MetLife Insurance K.K. is the sole member

SCHEDULE Y - INFORMATION CONCERNING ACTIVITIES OF INSURER MEMBERS OF A HOLDING COMPANY GROUP

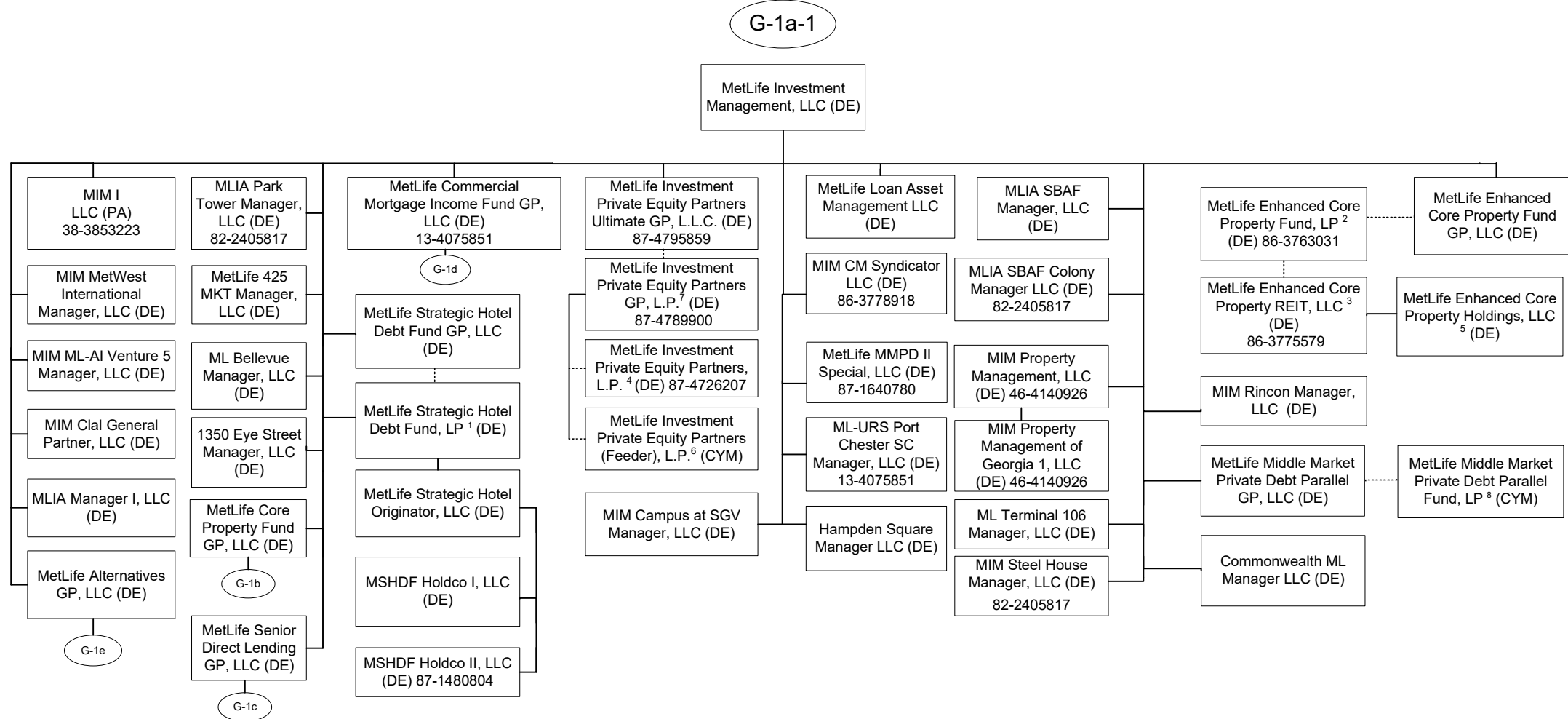
PART 1 - ORGANIZATIONAL CHART



1 MetLife Commercial Mortgage Income Fund GP, LLC is the general partner of MetLife Commercial Mortgage Income Fund, LP (the "Fund"). A majority of the limited partnership interests in the Fund are held by third parties. The following affiliates hold limited partnership interests in the Fund: Metropolitan Life Insurance Company owns 27.35%, MetLife Insurance Company of Korea, Limited. owns 1.04%, and Metropolitan Tower Life Insurance Company owns 3.62%.

SCHEDULE Y - INFORMATION CONCERNING ACTIVITIES OF INSURER MEMBERS OF A HOLDING COMPANY GROUP

PART 1 - ORGANIZATIONAL CHART



1 MetLife Strategic Hotel Debt Fund GP, LLC is the general partner of MetLife Strategic Hotel Debt Fund, LP (the "Fund"). The following affiliates committed to hold limited partnership interests in the Fund: Metropolitan Life Insurance Company (46.88%) and Metropolitan Tower Life Insurance Company (26.04%). The remainder of Fund commitments are held by third parties.

2 MetLife Enhanced Core Property Fund GP is the general partner of MetLife Enhanced Core Property Fund LP (the "Fund"). The following affiliates hold limited partnership interests in the Fund: 33.3328% is held by Metropolitan Life Insurance Company and 33.3328% is held by Metropolitan Tower Life Insurance Company. The remainder is held by third parties.

3 MetLife Enhanced Core Property Fund, LP is the manager of MetLife Enhanced Core Property REIT, LLC (the "Fund") and holds 99.9% of the membership interests in the Fund. The remainder is held by third parties.

4 MetLife Investment Private Equity Partners GP, L.P. is the general partner of MetLife Investment Private Equity Partners, L.P. (the "Fund"). The GP holds 0.0001% of the interests in the Fund and the remainder is held by third parties.

5 MetLife Enhanced Core Property Holdings, LLC also holds, directly or indirectly, the following limited liability companies (partial and/or indirect ownership indicated in parenthesis): MetLife Enhanced Core TRS, LLC; MEC Patriot Park 5 LLC; MEC Fillmore Cherry Creek, LLC; MEC 7001 Arlington, LLC; MEC Salt Lake City Hotel Owner, LLC; MEC Salt Lake City TRS Lessee, LLC (100%); MEC 83 Happy Valley Member, LLC; MEC Rivard Road Member, LLC; MEC Heritage Creekside Owner, LLC; MEC Burlington Woods Biocenter, LLC; MEC MA Property REIT, LLC; MEC Property Management, LLC; MEC Whiteland Logistics, LLC; MEC The Overlook LLC.

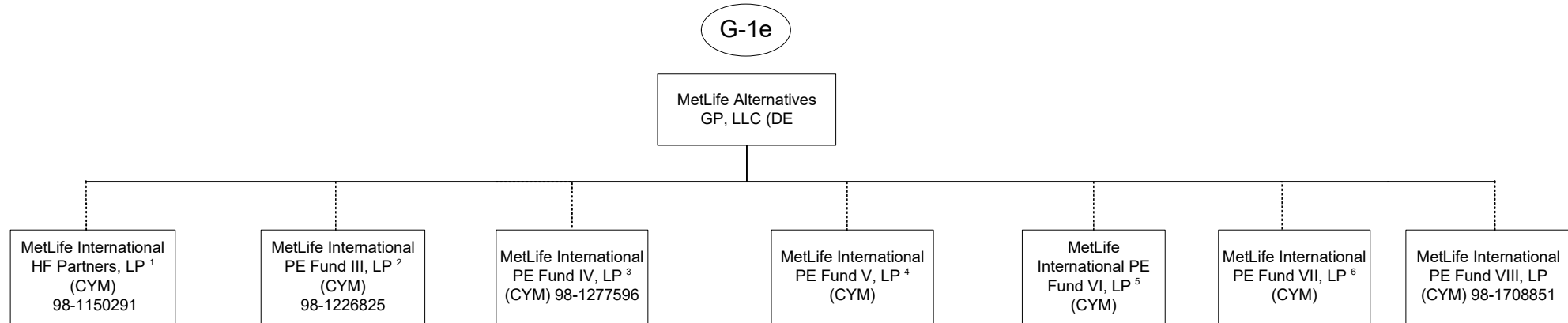
6 MetLife Investment Private Equity Partners GP, L.P. is the general partner of MetLife Investment Private Equity Partners (Feeder), L.P. (the "Fund"). The interests in the Fund are held exclusively by third parties.

7 MetLife Investment Private Equity Partners Ultimate GP, L.L.C. is the general partner of MetLife Investment Private Equity Partners GP, L.P. (the "Fund"). The interests in the Fund are held exclusively by third parties.

8 MetLife Middle Market Private Debt Parallel GP, LLC is the general partner of MetLife Middle Market Private Debt Parallel Fund, LP. The following affiliate holds a limited partnership interest in the Fund: MetLife Insurance K.K. (Japan) (100%).

SCHEDULE Y - INFORMATION CONCERNING ACTIVITIES OF INSURER MEMBERS OF A HOLDING COMPANY GROUP

PART 1 - ORGANIZATIONAL CHART

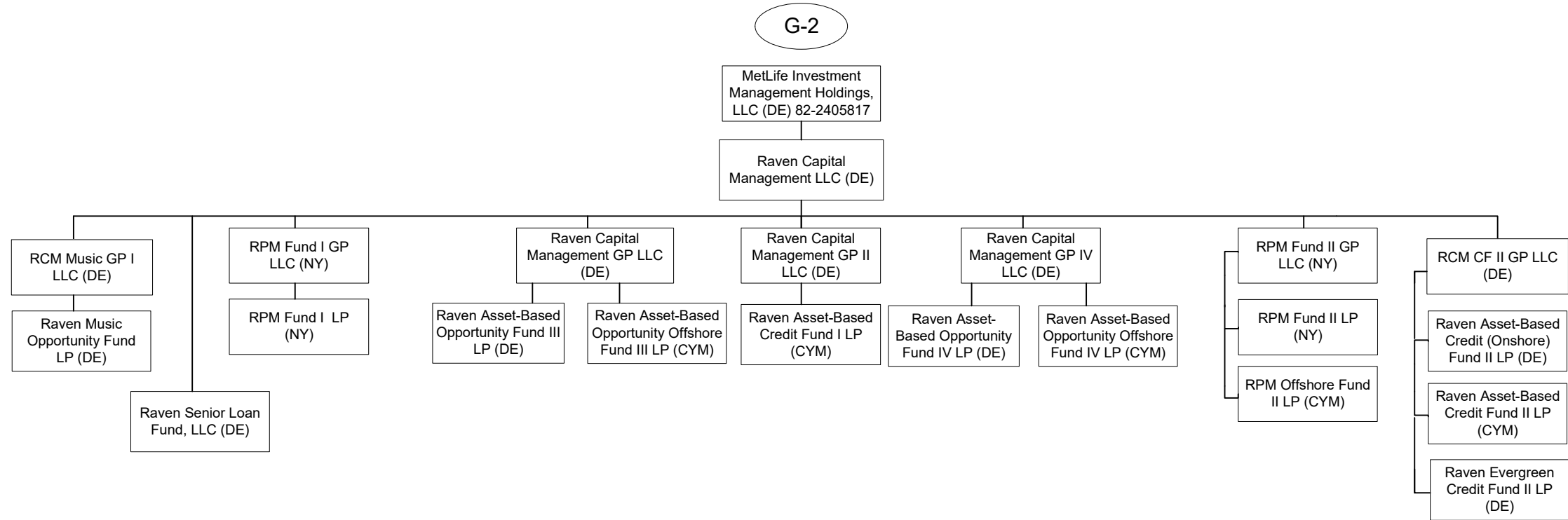


1 90.30% of the limited partnership interests of MetLife International HF Partners, LP is owned by MetLife Insurance K.K. (Japan) and 9.70% is owned by MetLife Insurance Company of Korea Limited.
 2 92.09% of the limited partnership interest of MetLife International PE Fund III, LP is owned by MetLife Insurance K.K. (Japan) and 7.91% is owned by MetLife Insurance Company of Korea Limited.
 3 96.21% of the limited partnership interests of MetLife International PE Fund IV, LP is owned by MetLife Insurance K.K. (Japan) 3.79% is owned by MetLife Insurance Company of Korea Limited.

4 96.73% of the limited partnership interests of MetLife International PE Fund V, LP is owned by MetLife Insurance K.K. (Japan) and 3.27% is owned by MetLife Insurance Company of Korea.
 5 96.53% of the limited partnership interests of MetLife International PE Fund VI, LP entity is owned by MetLife Insurance K.K. (Japan) and 3.47% is owned by MetLife Insurance Company of Korea.
 6 MetLife Alternatives GP, LLC is the general partner of MetLife International PE Fund VII, LP. MetLife Insurance K.K. (Japan) is the sole limited partner.

SCHEDULE Y - INFORMATION CONCERNING ACTIVITIES OF INSURER MEMBERS OF A HOLDING COMPANY GROUP

PART 1 - ORGANIZATIONAL CHART



SCHEDULE Y - INFORMATION CONCERNING ACTIVITIES OF INSURER MEMBERS OF A HOLDING COMPANY GROUP

PART 1 - ORGANIZATIONAL CHART

1) The voting securities (excluding directors' qualifying shares, if any) of each subsidiary shown on the organizational chart are 100% owned by their respective parent corporation, unless otherwise indicated.

2) The MetLife, Inc. organizational chart does not include real estate joint ventures and partnerships of which MetLife, Inc. and/or its subsidiaries is an investment partner. In addition, certain inactive subsidiaries have also been omitted.

3) MetLife Services EEIG is a cost-sharing mechanism used in European Union for European Union-affiliated members.

STATEMENT AS OF SEPTEMBER 30, 2023 OF THE Metropolitan General Insurance Company

SCHEDULE Y
PART 1A - DETAIL OF INSURANCE HOLDING COMPANY SYSTEM

1	2	3	4	5	6	7	8	9	10	11	12	13	14	15	16
Group Code	Group Name	NAIC Company Code	ID Number	Federal RSSD	CIK	Name of Securities Exchange if Publicly Traded (U.S. or International)	Names of Parent, Subsidiaries Or Affiliates	Domi-ciliary Location	Relation-ship to Reporting Entity	Directly Controlled by (Name of Entity/Person)	Type of Control (Ownership, Board, Management, Attorney-in-Fact, Influence, Other)	If Control is Ownership Provide Percentage	Ultimate Controlling Entity(ies)/Person(s)	Is an SCA Filing Re-quired? (Yes/No)	*
.0241	MetLife		13-4075851	2945824	1099219	NYSE, ISE	MetLife, Inc.	DE	UDP	Board of Directors	Board of Directors		Board of Directors	YES	
.0241	MetLife		20-5894439	3373639			MetLife Global, Inc.	DE	NIA	MetLife, Inc.	Ownership	100.000	MetLife, Inc	NO	
.0241	MetLife		20-1360022				MetLife Pet Insurance Solutions LLC	KY	NIA	MetLife, Inc.	Ownership	100.000	MetLife, Inc	NO	
.0241	MetLife			4189837			Inversiones MetLife Holdco Dos Limitada (Chile)	CHL	NIA	MetLife International Holdings, LLC	Ownership	0.001	MetLife, Inc	NO	
.0241	MetLife			4189837			Inversiones MetLife Holdco Dos Limitada (Chile)	CHL	NIA	Natiloportem Holdings, LLC	Ownership	0.000	MetLife, Inc	NO	
.0241	MetLife			4189837			Inversiones MetLife Holdco Dos Limitada (Chile)	CHL	NIA	MetLife, Inc.	Ownership	99.999	MetLife, Inc	NO	
.0241	MetLife		98-1099650				MetLife Global Benefits, Ltd.	CYM	IA	MetLife, Inc.	Ownership	100.000	MetLife, Inc	NO	
.0241	MetLife		36-3665871	3165900			Cova Life Management Company	DE	NIA	MetLife, Inc.	Ownership	100.000	MetLife, Inc	NO	
.0241	MetLife		20-5707084	3817825			MetLife Services and Solutions, LLC	DE	NIA	MetLife Group, Inc.	Ownership	100.000	MetLife, Inc	NO	
.0241	MetLife			3818523			MetLife Solutions Pte. Ltd.	SGP	NIA	MetLife Services and Solutions, LLC	Ownership	100.000	MetLife, Inc	NO	
.0241	MetLife		98-0613376	3818550			MetLife Global Operations Support Center Private Limited	IND	NIA	MetLife Solutions Pte. Ltd.	Ownership	100.000	MetLife, Inc	NO	
.0241	MetLife		98-0613376	3818550			MetLife Global Operations Support Center Private Limited	IND	NIA	Natiloportem Holdings, LLC	Ownership	0.000	MetLife, Inc	NO	
.0241	MetLife			3818541			MetLife Services East Private Limited	IND	NIA	MetLife Solutions Pte. Ltd.	Ownership	99.990	MetLife, Inc	NO	
.0241	MetLife			3818541			MetLife Services East Private Limited	IND	NIA	Natiloportem Holdings, LLC	Ownership	0.010	MetLife, Inc	NO	
.0241	MetLife		22-3805708	3302488			Newbury Insurance Company, Limited	DE	IA	MetLife, Inc.	Ownership	100.000	MetLife, Inc	NO	
.0241	MetLife	13626	20-5819518	3921870			MetLife Reinsurance Company of Charleston	SC	IA	MetLife, Inc.	Ownership	100.000	MetLife, Inc	NO	
.0241	MetLife		26-6122204	4254959			MetLife Capital Trust IV	DE	NIA	MetLife, Inc.	Ownership	100.000	MetLife, Inc	NO	
.0241	MetLife		27-0858844	4278786			MetLife Home Loans LLC	DE	NIA	MetLife, Inc.	Ownership	100.000	MetLife, Inc	NO	
.0241	MetLife	39950	22-2342710				Metropolitan General Insurance Company	RI	RE	MetLife, Inc.	Ownership	100.000	MetLife, Inc	NO	
.0241	MetLife		98-1717366				MetLife Reinsurance Company of Hamilton, Ltd.	BMU	IA	MetLife, Inc.	Ownership	100.000	MetLife, Inc	NO	
.0241	MetLife		55-0790010	3165807			MetLife Group, Inc.	NY	NIA	MetLife, Inc.	Ownership	100.000	MetLife, Inc	NO	
.0241	MetLife		20-4607161				MetLife European Holdings, LLC	DE	NIA	MetLife, Inc.	Ownership	100.000	MetLife, Inc	NO	
.0241	MetLife	13092	26-1511401	4300892			MetLife Reinsurance Company of Vermont	VT	IA	MetLife, Inc.	Ownership	100.000	MetLife, Inc	NO	
.0241	MetLife	62634	51-0104167	4255107			Delaware American Life Insurance Company	DE	IA	MetLife, Inc.	Ownership	100.000	MetLife, Inc	NO	
.0241	MetLife		46-4298925				MetLife Consumer Services, Inc.	DE	NIA	MetLife, Inc.	Ownership	100.000	MetLife, Inc	NO	
.0241	MetLife		81-2253384				MetLife Insurance Brokerage, Inc.	NY	NIA	MetLife, Inc.	Ownership	100.000	MetLife, Inc	NO	
.0241	MetLife		95-3947585	3166064			MetLife Investors Group, LLC	DE	NIA	MetLife, Inc.	Ownership	100.000	MetLife, Inc	NO	
.0241	MetLife		43-1906210	3373563	1130412		MetLife Investments Securities LLC (DE)	DE	NIA	MetLife Investors Group, LLC	Ownership	100.000	MetLife, Inc	NO	
.0241	MetLife		43-1906210				MetLife Investors Distribution Company	MO	NIA	MetLife Investors Group, LLC	Ownership	100.000	MetLife, Inc	NO	
.0241	MetLife	65978	13-5581829	1583845	937834		Metropolitan Life Insurance Company	NY	IA	MetLife, Inc.	Ownership	100.000	MetLife, Inc	NO	
.0241	MetLife		20-2985998				500 Grant Street GP, LLC	DE	NIA	Metropolitan Life Insurance Company	Ownership	100.000	MetLife, Inc	NO	
.0241	MetLife			1584785			500 Grant Street Associates Limited Partnership	CT	NIA	500 Grant Street GP LLC	Management		MetLife, Inc	NO	
.0241	MetLife		22-3140349				MetLife Retirement Services LLC	NJ	NIA	Metropolitan Life Insurance Company	Ownership	100.000	MetLife, Inc	NO	
.0241	MetLife		90-0703980				MLIC CB Holdings LLC	DE	NIA	Metropolitan Life Insurance Company	Ownership	100.000	MetLife, Inc	NO	
.0241	MetLife						ML Clal Member, LLC	DE	NIA	Metropolitan Life Insurance Company	Ownership	100.000	MetLife, Inc	NO	
.0241	MetLife		46-0800386				CC Holdco Manager, LLC	DE	NIA	Metropolitan Life Insurance Company	Ownership	100.000	MetLife, Inc	NO	
.0241	MetLife						Euro CL Investments LLC	DE	NIA	Metropolitan Life Insurance Company	Ownership	100.000	MetLife, Inc	NO	
.0241	MetLife		26-0291767				6104 Hollywood, LLC	DE	NIA	Metropolitan Life Insurance Company	Ownership	100.000	MetLife, Inc	NO	
.0241	MetLife						The Building at 575 Fifth Avenue Mezzanine LLC	DE	NIA	Metropolitan Life Insurance Company	Ownership	100.000	MetLife, Inc	NO	
.0241	MetLife						The Building at 575 Fifth Retail Holding LLC	DE	NIA	The Building at 575 Fifth Avenue Mezzanine LLC	Ownership	100.000	MetLife, Inc	NO	

STATEMENT AS OF SEPTEMBER 30, 2023 OF THE Metropolitan General Insurance Company

SCHEDULE Y
PART 1A - DETAIL OF INSURANCE HOLDING COMPANY SYSTEM

1	2	3	4	5	6	7	8	9	10	11	12	13	14	15	16
Group Code	Group Name	NAIC Company Code	ID Number	Federal RSSD	CIK	Name of Securities Exchange if Publicly Traded (U.S. or International)	Names of Parent, Subsidiaries Or Affiliates	Domiciliary Location	Relationship to Reporting Entity	Directly Controlled by (Name of Entity/Person)	Type of Control (Ownership, Board, Management, Attorney-in-Fact, Influence, Other)	If Control is Ownership Provide Percentage	Ultimate Controlling Entity(ies)/Person(s)	Is an SCA Filing Required? (Yes/No)	*
.0241	MetLife						The Building at 575 Fifth Retail Owner LLC	..DE.....	..NIA.....	The Building at 575 Fifth Retail Holding LLC	Ownership.....	100.000	MetLife, Inc	..NO.....	
.0241	MetLife		98-1107266				Met Canada Solar ULC	..CAN.....	..NIA.....	MetLife Capital, Limited Partnership	Ownership.....	100.000	MetLife, Inc	..NO.....	
.0241	MetLife		86-1176467				MEX DF Properties, LLC	..DE.....	..NIA.....	Metropolitan Life Insurance Company	Ownership.....	100.000	MetLife, Inc	..NO.....	
.0241	MetLife		13-5581829				Met 1065 Hotel, LLC	..DE.....	..NIA.....	Metropolitan Life Insurance Company	Ownership.....	100.000	MetLife, Inc	..NO.....	
.0241	MetLife		55-0891973				Corporate Real Estate Holdings, LLC	..DE.....	..NIA.....	Metropolitan Life Insurance Company	Ownership.....	100.000	MetLife, Inc	..NO.....	
.0241	MetLife		13-5581829				WFP 1000 Holding Company GP, LLC	..DE.....	..NIA.....	Metropolitan Life Insurance Company	Ownership.....	100.000	MetLife, Inc	..NO.....	
.0241	MetLife		13-5581829				MTU Hotel Owner, LLC	..DE.....	..NIA.....	Metropolitan Life Insurance Company	Ownership.....	100.000	MetLife, Inc	..NO.....	
.0241	MetLife						MetLife Water Tower Owner LLC	..DE.....	..NIA.....	Metropolitan Life Insurance Company	Ownership.....	100.000	MetLife, Inc	..NO.....	
.0241	MetLife						ML Bellevue Member LLC	..DE.....	..NIA.....	Metropolitan Life Insurance Company	Ownership.....	100.000	MetLife, Inc	..NO.....	
.0241	MetLife		84-1717470				MSV Irvine Property, LLC	..DE.....	..NIA.....	Metropolitan Life Insurance Company	Management.....		MetLife, Inc	..NO.....	
.0241	MetLife		13-3619870				23rd Street Investments, Inc.	..DE.....	..NIA.....	Metropolitan Life Insurance Company	Ownership.....	100.000	MetLife, Inc	..YES.....	
.0241	MetLife		06-1193029				MetLife Capital Credit L.P.	..DE.....	..NIA.....	23rd Street Investments, Inc.	Management.....		MetLife, Inc	..NO.....	
.0241	MetLife		91-1273824	4600453			MetLife Capital, Limited Partnership	..DE.....	..NIA.....	23rd Street Investments, Inc.	Management.....		MetLife, Inc	..NO.....	
.0241	MetLife						Long Island Solar Farm, LLC	..DE.....	..NIA.....	MetLife Capital, Limited Partnership	Management.....		MetLife, Inc	..NO.....	
.0241	MetLife		43-1822723	4275507			Missouri Reinsurance, Inc.	..CYM.....	..IA.....	Metropolitan Life Insurance Company	Ownership.....	100.000	MetLife, Inc	..YES.....	
.0241	MetLife		13-3237278				MetLife Holdings, Inc.	..DE.....	..NIA.....	Metropolitan Life Insurance Company	Ownership.....	100.000	MetLife, Inc	..YES.....	
.0241	MetLife		13-3237275				MetLife Credit Corp.	..DE.....	..NIA.....	MetLife Holdings, Inc. (DE)	Ownership.....	100.000	MetLife, Inc	..NO.....	
.0241	MetLife		13-3237277				MetLife Funding, Inc.	..DE.....	..NIA.....	MetLife Holdings, Inc. (DE)	Ownership.....	100.000	MetLife, Inc	..NO.....	
.0241	MetLife		13-3170235				Metropolitan Tower Realty Company, Inc.	..DE.....	..NIA.....	Metropolitan Life Insurance Company	Ownership.....	100.000	MetLife, Inc	..YES.....	
.0241	MetLife		01-0855028				Midtown Heights, LLC	..DE.....	..NIA.....	Metropolitan Life Insurance Company	Ownership.....	100.000	MetLife, Inc	..NO.....	
.0241	MetLife		43-6026902				White Oak Royalty Company	..OK.....	..NIA.....	Metropolitan Life Insurance Company	Ownership.....	100.000	MetLife, Inc	..YES.....	
.0241	MetLife						Plaza Drive Properties, LLC	..DE.....	..NIA.....	Metropolitan Life Insurance Company	Ownership.....	100.000	MetLife, Inc	..NO.....	
.0241	MetLife		26-2853672				MLIC Asset Holdings LLC	..DE.....	..NIA.....	Metropolitan Life Insurance Company	Ownership.....	100.000	MetLife, Inc	..NO.....	
.0241	MetLife		36-4197196				MetLife Properties Ventures, LLC	..DE.....	..NIA.....	Metropolitan Life Insurance Company	Ownership.....	100.000	MetLife, Inc	..NO.....	
.0241	MetLife		22-2375428				Transmountain Land & Livestock Company	..MT.....	..NIA.....	Metropolitan Life Insurance Company	Ownership.....	100.000	MetLife, Inc	..YES.....	
.0241	MetLife		34-1650967				MetLife Legal Plans, Inc.	..DE.....	..NIA.....	Metropolitan Life Insurance Company	Ownership.....	100.000	MetLife, Inc	..YES.....	
.0241	MetLife		34-1631590				MetLife Legal Plans of Florida, Inc.	..FL.....	..NIA.....	MetLife Legal Plans, Inc.	Ownership.....	100.000	MetLife, Inc	..NO.....	
.0241	MetLife		13-3179826	3219782			MetLife Next Gen Ventures, LLC	..DE.....	..NIA.....	Metropolitan Life Insurance Company	Ownership.....	100.000	MetLife, Inc	..NO.....	
.0241	MetLife		86-1794197				1350 Eye Street Owner LLC	..DE.....	..NIA.....	Metropolitan Life Insurance Company	Management.....		MetLife, Inc	..NO.....	
.0241	MetLife		13-4047186				MetLife Tower Resources Group, Inc.	..DE.....	..NIA.....	Metropolitan Life Insurance Company	Ownership.....	100.000	MetLife, Inc	..YES.....	
.0241	MetLife		26-0404927				Housing Fund Manager, LLC	..DE.....	..NIA.....	Metropolitan Life Insurance Company	Ownership.....	100.000	MetLife, Inc	..NO.....	
.0241	MetLife		26-0405155				MTC Fund I, LLC	..DE.....	..NIA.....	Housing Fund Manager, LLC	Management.....		MetLife, Inc	..NO.....	
.0241	MetLife		13-5581829				MTC Fund II, LLC	..DE.....	..NIA.....	Housing Fund Manager, LLC	Management.....		MetLife, Inc	..NO.....	
.0241	MetLife		14-2013939	3727429			MTC Fund III, LLC	..DE.....	..NIA.....	Housing Fund Manager, LLC	Management.....		MetLife, Inc	..NO.....	
.0241	MetLife			4254454			St. James Fleet Investments Two Limited	..CYM.....	..NIA.....	Metropolitan Life Insurance Company	Ownership.....	100.000	MetLife, Inc	..YES.....	
.0241	MetLife		93-2031355				ML CW Member LLC	..DE.....	..NIA.....	Metropolitan Life Insurance Company	Management.....		MetLife, Inc	..NO.....	
.0241	MetLife		13-5581829				MAV Trust Holdings LLC	..DE.....	..NIA.....	Metropolitan Life Insurance Company	Ownership.....	100.000	MetLife, Inc	..NO.....	
.0241	MetLife		13-5581829				MAV 1	..DE.....	..NIA.....	Metropolitan Life Insurance Company	Ownership.....	100.000	MetLife, Inc	..NO.....	
.0241	MetLife						ML Clal Member 2.0, LLC	..DE.....	..NIA.....	Metropolitan Life Insurance Company	Ownership.....	100.000	MetLife, Inc	..NO.....	
.0241	MetLife						MM Clal General Partner 2.0, LLC	..DE.....	..NIA.....	Metropolitan Life Insurance Company	Ownership.....	100.000	MetLife, Inc	..NO.....	
.0241	MetLife				0001719327		MetLife Securitization Depositor LLC	..DE.....	..NIA.....	Metropolitan Life Insurance Company	Ownership.....	100.000	MetLife, Inc	..NO.....	
.0241	MetLife		06-1535895				PREFCO Fourteen, LLC	..DE.....	..NIA.....	Metropolitan Life Insurance Company	Ownership.....	100.000	MetLife, Inc	..NO.....	
.0241	MetLife						ML HS Member LLC	..DE.....	..NIA.....	Metropolitan Life Insurance Company	Ownership.....	100.000	MetLife, Inc	..NO.....	
.0241	MetLife						ML MMIP Member, LLC	..DE.....	..NIA.....	Metropolitan Life Insurance Company	Ownership.....	100.000	MetLife, Inc	..NO.....	
.0241	MetLife		82-5393412				Pacific Logistics Industrial South, LLC	..DE.....	..NIA.....	Metropolitan Life Insurance Company	Ownership.....	100.000	MetLife, Inc	..NO.....	
.0241	MetLife		27-0226554	4600435			MLIC Asset Holdings II LLC	..DE.....	..NIA.....	Metropolitan Life Insurance Company	Ownership.....	100.000	MetLife, Inc	..NO.....	
.0241	MetLife						MetLife RC SF Member, LLC	..DE.....	..NIA.....	Metropolitan Life Insurance Company	Ownership.....	100.000	MetLife, Inc	..NO.....	
.0241	MetLife		46-3608641				ML Swan Mezz, LLC	..DE.....	..NIA.....	Metropolitan Life Insurance Company	Ownership.....	100.000	MetLife, Inc	..NO.....	

STATEMENT AS OF SEPTEMBER 30, 2023 OF THE Metropolitan General Insurance Company

SCHEDULE Y
PART 1A - DETAIL OF INSURANCE HOLDING COMPANY SYSTEM

1	2	3	4	5	6	7	8	9	10	11	12	13	14	15	16
Group Code	Group Name	NAIC Company Code	ID Number	Federal RSSD	CIK	Name of Securities Exchange if Publicly Traded (U.S. or International)	Names of Parent, Subsidiaries Or Affiliates	Domiciliary Location	Relationship to Reporting Entity	Directly Controlled by (Name of Entity/Person)	Type of Control (Ownership, Board, Management, Attorney-in-Fact, Influence, Other)	If Control is Ownership Provide Percentage	Ultimate Controlling Entity(ies)/Person(s)	Is an SCA Filing Required? (Yes/No)	*
.0241	MetLife		46-3589015				ML Swan GP, LLC	DE	NIA	ML Swan Mezz, LLC	Ownership	100.000	MetLife, Inc	NO	
.0241	MetLife		46-3616798				ML Dolphin Mezz, LLC	DE	NIA	Metropolitan Life Insurance Company	Ownership	100.000	MetLife, Inc	NO	
.0241	MetLife		82-4889675				ML Southlands Member, LLC	DE	NIA	Metropolitan Life Insurance Company	Management		MetLife, Inc	NO	
.0241	MetLife		83-2970698				ML Port Chester SC Member, LLC	DE	NIA	Metropolitan Life Insurance Company	Management		MetLife, Inc	NO	
.0241	MetLife		82-4019470				ML Cerritos TC Member, LLC	DE	NIA	Metropolitan Life Insurance Company	Management		MetLife, Inc	NO	
.0241	MetLife		82-5351346				ML Sloan's Lake Member, LLC	DE	NIA	Metropolitan Life Insurance Company	Ownership	100.000	MetLife, Inc	NO	
.0241	MetLife						ML Zane 610 Member, LLC	DE	NIA	Metropolitan Life Insurance Company	Ownership	100.000	MetLife, Inc	NO	
.0241	MetLife						ML Sentinel Square Member, LLC	DE	NIA	Metropolitan Life Insurance Company	Ownership	100.000	MetLife, Inc	NO	
.0241	MetLife		46-3593573				ML Dolphin GP, LLC	DE	NIA	ML Dolphin Mezz, LLC	Ownership	100.000	MetLife, Inc	NO	
.0241	MetLife						Haskell East Village, LLC	DE	NIA	Metropolitan Life Insurance Company	Ownership	100.000	MetLife, Inc	NO	
.0241	MetLife		46-0803970				MetLife CC Member, LLC	DE	NIA	Metropolitan Life Insurance Company	Management		MetLife, Inc	NO	
.0241	MetLife		80-0821598				Oconee Hotel Company, LLC	DE	NIA	Metropolitan Life Insurance Company	Ownership	100.000	MetLife, Inc	NO	
.0241	MetLife		80-0823015				Oconee Land Company, LLC	DE	NIA	Metropolitan Life Insurance Company	Ownership	100.000	MetLife, Inc	NO	
.0241	MetLife		80-0823413				Oconee Land Development Company, LLC	DE	NIA	Oconee Land Company, LLC	Ownership	100.000	MetLife, Inc	NO	
.0241	MetLife		90-0853553				Oconee Golf Company, LLC	DE	NIA	Oconee Land Company, LLC	Ownership	100.000	MetLife, Inc	NO	
.0241	MetLife		37-1694299				Oconee Marina Company, LLC	DE	NIA	Oconee Land Company, LLC	Ownership	100.000	MetLife, Inc	NO	
.0241	MetLife		13-5581829				MNQM TRUST 2020	DE	NIA	Metropolitan Life Insurance Company	Ownership	100.000	MetLife, Inc	NO	
.0241	MetLife						ML Hudson Member, LLC	DE	NIA	Metropolitan Life Insurance Company	Ownership	100.000	MetLife, Inc	NO	
.0241	MetLife		46-2460801				1201 TAB Manager, LLC	DE	NIA	Metropolitan Life Insurance Company	Ownership	100.000	MetLife, Inc	NO	
.0241	MetLife		46-2460801				MetLife 1201 TAB Member, LLC	DE	NIA	Metropolitan Life Insurance Company	Ownership	100.000	MetLife, Inc	NO	
.0241	MetLife		46-2477278				MetLife LHH Member, LLC	DE	NIA	Metropolitan Life Insurance Company	Management		MetLife, Inc	NO	
.0241	MetLife						MetLife Ashton Austin Owner, LLC	DE	NIA	Metropolitan Life Insurance Company	Ownership	100.000	MetLife, Inc	NO	
.0241	MetLife		13-5581829				MetLife Acoma Owner, LLC	DE	NIA	Metropolitan Life Insurance Company	Ownership	100.000	MetLife, Inc	NO	
.0241	MetLife						ML Matson Mills Member LLC	DE	NIA	Metropolitan Life Insurance Company	Ownership	100.000	MetLife, Inc	NO	
.0241	MetLife		87-4569349				ML University Town Center Member, LLC	DE	NIA	Metropolitan Life Insurance Company	Ownership	100.000	MetLife, Inc	NO	
.0241	MetLife						ML 300 Third Member LLC	DE	NIA	Metropolitan Life Insurance Company	Ownership	100.000	MetLife, Inc	NO	
.0241	MetLife		26-1762232				Boulevard Residential, LLC	DE	NIA	Metropolitan Life Insurance Company	Ownership	100.000	MetLife, Inc	NO	
.0241	MetLife						MetLife Ontario Street Member, LLC	DE	NIA	Metropolitan Life Insurance Company	Ownership	100.000	MetLife, Inc	NO	
.0241	MetLife		46-4158087				MetLife 555 12th Member, LLC	DE	NIA	Metropolitan Life Insurance Company	Management		MetLife, Inc	NO	
.0241	MetLife		82-3135079				150 North Riverside PE Member, LLC	DE	NIA	Metropolitan Life Insurance Company	Management		MetLife, Inc	NO	
.0241	MetLife		46-4283517				MetLife Camino Ramon Member, LLC	DE	NIA	Metropolitan Life Insurance Company	Management		MetLife, Inc	NO	
.0241	MetLife		13-5581829				ML OMD Member, LLC	DE	NIA	Metropolitan Life Insurance Company	Ownership	100.000	MetLife, Inc	NO	
.0241	MetLife		46-4129811				MetLife 425 MKT Member, LLC	DE	NIA	Metropolitan Life Insurance Company	Management		MetLife, Inc	NO	
.0241	MetLife						ML Navy Yard Member, LLC	DE	NIA	Metropolitan Life Insurance Company	Ownership	100.000	MetLife, Inc	NO	
.0241	MetLife						ML Terminal 106 Member, LLC	DE	NIA	Metropolitan Life Insurance Company	Management		MetLife, Inc	NO	
.0241	MetLife		13-5581829				Southcreek Industrial Holdings, LLC	DE	NIA	Metropolitan Life Insurance Company	Ownership	100.000	MetLife, Inc	NO	
.0241	MetLife		46-4229772				MetLife THR Investor, LLC	DE	NIA	Metropolitan Life Insurance Company	Ownership	100.000	MetLife, Inc	NO	
.0241	MetLife		13-5581829				MCJV, LLC	DE	NIA	Metropolitan Life Insurance Company	Ownership	100.000	MetLife, Inc	NO	
.0241	MetLife						MetLife OFC Member, LLC	DE	NIA	Metropolitan Life Insurance Company	Ownership	100.000	MetLife, Inc	NO	
.0241	MetLife		46-4584166				ML Southmore, LLC	DE	NIA	Metropolitan Life Insurance Company	Management		MetLife, Inc	NO	
.0241	MetLife						MetLife GV Owner LLC	DE	NIA	Metropolitan Life Insurance Company	Ownership	100.000	MetLife, Inc	NO	
.0241	MetLife		13-5581829				MetLife Private Equity Holdings, LLC	DE	NIA	MetLife SP Holdings, LLC	Ownership	100.000	MetLife, Inc	NO	
.0241	MetLife		20-8254446				10700 Wilshire, LLC	DE	NIA	Metropolitan Life Insurance Company	Ownership	100.000	MetLife, Inc	NO	
.0241	MetLife		47-3741955				ML Mililani Member, LLC	DE	NIA	Metropolitan Life Insurance Company	Management		MetLife, Inc	NO	
.0241	MetLife		47-5228317				MOPP Owners, LLC	DE	NIA	Metropolitan Life Insurance Company	Ownership	100.000	MetLife, Inc	NO	
.0241	MetLife		20-3700390				Viridian Miracle Mile, LLC	DE	NIA	Metropolitan Life Insurance Company	Ownership	100.000	MetLife, Inc	NO	
.0241	MetLife						ML-Al MetLife Member 5, LLC	DE	NIA	Metropolitan Life Insurance Company	Ownership	100.000	MetLife, Inc	NO	
.0241	MetLife						MetLife Park Tower Member, LLC	DE	NIA	Metropolitan Life Insurance Company	Ownership	100.000	MetLife, Inc	NO	
.0241	MetLife		47-5505232				Park Tower REIT, Inc.	DE	NIA	MetLife Park Tower Member, LLC	Ownership	100.000	MetLife, Inc	NO	

STATEMENT AS OF SEPTEMBER 30, 2023 OF THE Metropolitan General Insurance Company

SCHEDULE Y
PART 1A - DETAIL OF INSURANCE HOLDING COMPANY SYSTEM

1	2	3	4	5	6	7	8	9	10	11	12	13	14	15	16
Group Code	Group Name	NAIC Company Code	ID Number	Federal RSSD	CIK	Name of Securities Exchange if Publicly Traded (U.S. or International)	Names of Parent, Subsidiaries Or Affiliates	Domi-ciliary Location	Relation-ship to Reporting Entity	Directly Controlled by (Name of Entity/Person)	Type of Control (Ownership, Board, Management, Attorney-in-Fact, Influence, Other)	If Control is Ownership Provide Percentage	Ultimate Controlling Entity(ies)/Person(s)	Is an SCA Filing Re-quired? (Yes/No)	*
.0241	MetLife		81-1408328				Park Tower JV Member, LLC	DE	NIA	Park Tower REIT, Inc.	Ownership	100.000	MetLife, Inc	NO	
.0241	MetLife		82-1637862				MetLife Chino Member, LLC	DE	NIA	Metropolitan Life Insurance Company	Ownership	100.000	MetLife, Inc	NO	
.0241	MetLife		13-5581829				MetLife Boro Station Member, LLC	DE	NIA	Metropolitan Life Insurance Company	Ownership	100.000	MetLife, Inc	NO	
.0241	MetLife		92-3139130				ML PE Terminal 106, LLC	DE	NIA	Metropolitan Life Insurance Company	Management		MetLife, Inc	NO	
.0241	MetLife						ML One Bedminster, LLC	DE	NIA	Metropolitan Life Insurance Company	Ownership	100.000	MetLife, Inc	NO	
.0241	MetLife						Pacific Logistics Industrial North, LLC	DE	NIA	Metropolitan Life Insurance Company	Ownership	100.000	MetLife, Inc	NO	
.0241	MetLife		83-2270141				MMP Owners, LLC	DE	NIA	Metropolitan Life Insurance Company	Ownership	100.000	MetLife, Inc	NO	
.0241	MetLife						ML AG Member LLC	DE	NIA	Metropolitan Life Insurance Company	Ownership	100.000	MetLife, Inc	NO	
.0241	MetLife						ML Corner 63 Member, LLC	DE	NIA	Metropolitan Life Insurance Company	Ownership	100.000	MetLife, Inc	NO	
.0241	MetLife		13-5581829				MetLife 8280 Member, LLC	DE	NIA	Metropolitan Life Insurance Company	Ownership	100.000	MetLife, Inc	NO	
.0241	MetLife						MetLife Campus at SGV Member, LLC	DE	NIA	Metropolitan Life Insurance Company	Ownership	100.000	MetLife, Inc	NO	
.0241	MetLife						MC Portfolio JV Member, LLC	DE	NIA	Metropolitan Life Insurance Company	Ownership	100.000	MetLife, Inc	NO	
.0241	MetLife		13-5581829				MMP Owners III, LLC	DE	NIA	Metropolitan Life Insurance Company	Ownership	100.000	MetLife, Inc	NO	
.0241	MetLife						MetLife Multi-Family Partners III, LLC	DE	NIA	MMP Owners III, LLC	Ownership	100.000	MetLife, Inc	NO	
.0241	MetLife		13-5581829				MMP Holdings III, LLC	DE	NIA	MetLife Multi-Family Partners III, LLC	Ownership	100.000	MetLife, Inc	NO	
.0241	MetLife		13-5581829				MMP Cedar Street REIT, LLC	DE	NIA	MMP Holdings III, LLC	Ownership	100.000	MetLife, Inc	NO	
.0241	MetLife		13-5581829				MMP Cedar Street Owner, LLC	DE	NIA	MMP Cedar Street REIT, LLC	Ownership	100.000	MetLife, Inc	NO	
.0241	MetLife		13-5581829				MMP South Park REIT, LLC	DE	NIA	MMP Holdings III, LLC	Ownership	100.000	MetLife, Inc	NO	
.0241	MetLife		13-5581829				MMP South Park Owner, LLC	DE	NIA	MMP South Park REIT, LLC	Ownership	100.000	MetLife, Inc	NO	
.0241	MetLife		13-5581829				MMP Olivian REIT, LLC	DE	NIA	MMP Holdings III, LLC	Ownership	100.000	MetLife, Inc	NO	
.0241	MetLife		13-5581829				MMP Olivian Owner, LLC	DE	NIA	MMP Olivian REIT, LLC	Ownership	100.000	MetLife, Inc	NO	
.0241	MetLife						MCRE Block 40, LP	DE	NIA	Metropolitan Life Insurance Company	Ownership	100.000	MetLife, Inc	NO	
.0241	MetLife						MetLife Japan US Equity Owners LLC	DE	NIA	Metropolitan Life Insurance Company	Ownership	100.000	MetLife, Inc	NO	
.0241	MetLife		13-5581829				MetLife SP Holdings, LLC	DE	NIA	Metropolitan Life Insurance Company	Ownership	100.000	MetLife, Inc	NO	
.0241	MetLife		47-2085444				ML-A1 MetLife Member 2, LLC	DE	NIA	Metropolitan Life Insurance Company	Management		MetLife, Inc	NO	
.0241	MetLife						ML-A1 MetLife Member 3, LLC	DE	NIA	Metropolitan Life Insurance Company	Ownership	100.000	MetLife, Inc	NO	
.0241	MetLife						ML-A1 MetLife Member 4, LLC	DE	NIA	Metropolitan Life Insurance Company	Management		MetLife, Inc	NO	
.0241	MetLife		82-2216412				White Tract II, LLC	DE	NIA	Metropolitan Life Insurance Company	Ownership	100.000	MetLife, Inc	NO	
.0241	MetLife		46-4255167				ML Terraces, LLC	DE	NIA	Metropolitan Life Insurance Company	Ownership	100.000	MetLife, Inc	NO	
.0241	MetLife						MetLife 1007 Stewart, LLC	DE	NIA	Metropolitan Life Insurance Company	Ownership	100.000	MetLife, Inc	NO	
.0241	MetLife						Chestnut Flats Wind, LLC	DE	NIA	Metropolitan Life Insurance Company	Ownership	100.000	MetLife, Inc	NO	
.0241	MetLife		47-1256270				MetLife OBS Member, LLC	DE	NIA	Metropolitan Life Insurance Company	Ownership	100.000	MetLife, Inc	NO	
.0241	MetLife						MetLife FM Hotel Member, LLC	DE	NIA	Metropolitan Life Insurance Company	Ownership	100.000	MetLife, Inc	NO	
.0241	MetLife						LHCW Holdings (U.S.) LLC	DE	NIA	MetLife FM Hotel Member, LLC	Ownership	100.000	MetLife, Inc	NO	
.0241	MetLife						LHCW Holdings (U.S.) LLC	DE	NIA	LHCW Holdings (U.S.) LLC	Ownership	100.000	MetLife, Inc	NO	
.0241	MetLife						LHCW Hotel Holding (U.S.) LLC	DE	NIA	LHC Holdings (U.S.) LLC	Ownership	100.000	MetLife, Inc	NO	
.0241	MetLife						LHCW Hotel Holding (2002) LLC	DE	NIA	LHCW Hotel Holding (U.S.) LLC	Ownership	100.000	MetLife, Inc	NO	
.0241	MetLife						LHCW Hotel Operating Company (2002) LLC	DE	NIA	LHCW Hotel Holding (U.S.) LLC	Ownership	100.000	MetLife, Inc	NO	
.0241	MetLife						MetLife HCMJV 1 GP, LLC	DE	NIA	Metropolitan Life Insurance Company	Ownership	100.000	MetLife, Inc	NO	
.0241	MetLife						MetLife HCMJV 1 LP, LLC	DE	NIA	Metropolitan Life Insurance Company	Ownership	100.000	MetLife, Inc	NO	
.0241	MetLife						Sino-US United MetLife Insurance Co. Ltd.	CHN	IA	Metropolitan Life Insurance Company	Ownership	50.000	MetLife, Inc	NO	
.0241	MetLife		84-4913232				ML Armature Member, LLC	DE	NIA	Metropolitan Life Insurance Company	Management		MetLife, Inc	NO	
.0241	MetLife		81-0706365				Versant Health, Inc.	DE	NIA	MetLife, Inc.	Ownership	100.000	MetLife, Inc	NO	
.0241	MetLife		81-0711451				Versant Health Holdco, Inc.	DE	NIA	Versant Health, Inc.	Ownership	100.000	MetLife, Inc	NO	
.0241	MetLife		80-0769466				Versant Health Consolidations Corp.	DE	NIA	Versant Health Holdco, Inc.	Ownership	100.000	MetLife, Inc	NO	
.0241	MetLife		82-3220801				WDV Acquisition Corp.	DE	NIA	Versant Health Consolidations Corp.	Ownership	100.000	MetLife, Inc	NO	
.0241	MetLife		20-8963174				Superior Vision Holdings, Inc.	DE	NIA	Versant Health Consolidations Corp.	Ownership	100.000	MetLife, Inc	NO	
.0241	MetLife		51-0418587				Block Vision Holdings Corporation	DE	NIA	Versant Health Consolidations Corp.	Ownership	100.000	MetLife, Inc	NO	
.0241	MetLife		11-3051991				Davis Vision, Inc	NY	NIA	WDV Acquisition Corp.	Ownership	100.000	MetLife, Inc	NO	

STATEMENT AS OF SEPTEMBER 30, 2023 OF THE Metropolitan General Insurance Company

SCHEDULE Y

PART 1A - DETAIL OF INSURANCE HOLDING COMPANY SYSTEM

1	2	3	4	5	6	7	8	9	10	11	12	13	14	15	16
Group Code	Group Name	NAIC Company Code	ID Number	Federal RSSD	CIK	Name of Securities Exchange if Publicly Traded (U.S. or International)	Names of Parent, Subsidiaries Or Affiliates	Domi-ciliary Location	Relation-ship to Reporting Entity	Directly Controlled by (Name of Entity/Person)	Type of Control (Ownership, Board, Management, Attorney-in-Fact, Influence, Other)	If Control is Ownership Provide Percentage	Ultimate Controlling Entity(ies)/Person(s)	Is an SCA Filing Re-quired? (Yes/No)	*
.0241	MetLife		11-2958041				DavisVision IPA, Inc.	..NY	..NIA	Davis Vision, Inc	Ownership	100.000	MetLife, Inc	..NO	
.0241	MetLife		84-1800280				Versant Health Lab, LLC	..DE	..NIA	Davis Vision, Inc	Ownership	100.000	MetLife, Inc	..NO	
.0241	MetLife		46-5001007				Superior Procurement, Inc.	..DE	..NIA	Superior Vision Holdings, Inc.	Ownership	100.000	MetLife, Inc	..NO	
.0241	MetLife		13-3741352				Superior Vision Services, Inc.	..DE	..NIA	Superior Vision Holdings, Inc.	Ownership	100.000	MetLife, Inc	..NO	
.0241	MetLife	60188	86-0757439				Superior Vision Insurance, Inc.	..AZ	..IA	Superior Vision Services, Inc.	Ownership	100.000	MetLife, Inc	..NO	
							Vision Twenty-One Managed Eye Care IPA, Inc.								
.0241	MetLife		11-3391532				Superior Vision Insurance Plan of Wisconsin, Inc.	..NY	..NIA	Block Vision Holdings Corporation	Ownership	100.000	MetLife, Inc	..NO	
.0241	MetLife	52005	39-1736329				Vision 21 Physician Practice Management Company	..WI	..IA	Block Vision Holdings Corporation	Ownership	100.000	MetLife, Inc	..NO	
.0241	MetLife		59-2749609				Superior Vision Benefit Management, Inc.	..FL	..NIA	Block Vision Holdings Corporation	Ownership	100.000	MetLife, Inc	..NO	
.0241	MetLife		22-2512390				Vision 21 Managed Eye Care of Tampa Bay, Inc.	..NJ	..NIA	Block Vision Holdings Corporation	Ownership	100.000	MetLife, Inc	..NO	
.0241	MetLife		59-3203060				Superior Vision Benefit Management, Inc.	..FL	..NIA	Superior Vision Benefit Management, Inc.	Ownership	100.000	MetLife, Inc	..NO	
.0241	MetLife	95387	75-2631278				Block Vision of Texas, Inc.	..TX	..IA	Superior Vision Benefit Management, Inc.	Ownership	100.000	MetLife, Inc	..NO	
.0241	MetLife		22-3343185				UVC Independent Practice Association, Inc.	..NY	..NIA	Superior Vision Benefit Management, Inc.	Ownership	100.000	MetLife, Inc	..NO	
.0241	MetLife		52-1618385				MEC Health Care, Inc.	..MD	..NIA	Superior Vision Benefit Management, Inc.	Ownership	100.000	MetLife, Inc	..NO	
.0241	MetLife	14189	20-5580363				Superior Vision of New Jersey, Inc.	..NJ	..IA	Superior Vision Benefit Management, Inc.	Ownership	100.000	MetLife, Inc	..NO	
.0241	MetLife	97136	13-3114906	3219773			Metropolitan Tower Life Insurance Company	..NE	..IA	MetLife, Inc.	Ownership	100.000	MetLife, Inc	..NO	
.0241	MetLife		38-4035918				MetLife Assignment Company, Inc (DE)	..DE	..NIA	Metropolitan Tower Life Insurance Company	Ownership	100.000	MetLife, Inc	..YES	
.0241	MetLife						MTL HS Member LLC	..DE	..NIA	Metropolitan Tower Life Insurance Company	Ownership	100.000	MetLife, Inc	..NO	
.0241	MetLife						MTL GV Owner LLC	..DE	..NIA	Metropolitan Tower Life Insurance Company	Ownership	100.000	MetLife, Inc	..NO	
.0241	MetLife		13-3114906				MTL Leasing, LLC	..DE	..NIA	Metropolitan Tower Life Insurance Company	Ownership	100.000	MetLife, Inc	..NO	
.0241	MetLife		52-1528581	3921834	0000727303		SafeGuard Health Enterprises, Inc.	..DE	..NIA	MetLife, Inc.	Ownership	100.000	MetLife, Inc	..NO	
.0241	MetLife	14170	33-0733552				MetLife Health Plans, Inc.	..NJ	..IA	SafeGuard Health Enterprises, Inc.	Ownership	100.000	MetLife, Inc	..NO	
.0241	MetLife		95-2879515				SafeGuard Health Plans, Inc. (CA)	..CA	..IA	SafeGuard Health Enterprises, Inc.	Ownership	100.000	MetLife, Inc	..NO	
.0241	MetLife	79014	33-0515751				SafeHealth Life Insurance Company	..CA	..IA	SafeGuard Health Enterprises, Inc.	Ownership	100.000	MetLife, Inc	..NO	
.0241	MetLife	52009	65-0073323				SafeGuard Health Plans, Inc. (FL)	..FL	..IA	SafeGuard Health Enterprises, Inc.	Ownership	100.000	MetLife, Inc	..NO	
.0241	MetLife	95051	75-2046497				SafeGuard Health Plans, Inc. (TX)	..TX	..IA	SafeGuard Health Enterprises, Inc.	Ownership	100.000	MetLife, Inc	..NO	
.0241	MetLife	60690	98-0000065	4247326			American Life Insurance Company	..DE	..IA	MetLife, Inc.	Ownership	100.000	MetLife, Inc	..NO	
							BIDV MetLife Life Insurance Limited Liability Company								
.0241	MetLife		AA-1580066				MetLife Insurance K.K. (Japan)	..JPN	..IA	American Life Insurance Company	Ownership	60.610	MetLife, Inc	..NO	
.0241	MetLife						Fortissimo Co., Ltd	..JPN	..IA	MetLife Insurance K.K. (Japan)	Ownership	100.000	MetLife, Inc	..NO	
							MetLife Japan Water Tower Owner (Blocker) LLC								
.0241	MetLife		88-1313096				MetLife Insurance K.K. (Japan)	..DE	..IA	MetLife Insurance K.K. (Japan)	Ownership	100.000	MetLife, Inc	..NO	
.0241	MetLife		92-0658692				MetLife Japan Owner (Blocker) LLC	..DE	..IA	MetLife Insurance K.K. (Japan)	Ownership	100.000	MetLife, Inc	..NO	
							MetLife Global Holding Company I GmbH (Swiss)								
.0241	MetLife			4250018			MetLife Life Insurance Company (Egypt)	..EGY	..NIA	MetLife Global Holding Company I GmbH (Swiss)	Ownership	84.125	MetLife, Inc	..NO	
							International Technical and Advisory Services Limited								
.0241	MetLife		51-0205283				Borderland Investments Limited (USA-Delaware)	..DE	..NIA	American Life Insurance Company	Ownership	100.000	MetLife, Inc	..YES	
.0241	MetLife		02-0649743				ALICO Hellas Single Member Limited Liability Company (Greece)	..DE	..NIA	American Life Insurance Company	Ownership	100.000	MetLife, Inc	..YES	
.0241	MetLife						ALICO Properties, Inc. (USA-Delaware)	..GRC	..NIA	Borderland Investments Limited (DE)	Ownership	100.000	MetLife, Inc	..NO	
.0241	MetLife		13-3912049				ALICO Properties, Inc. (USA-Delaware)	..DE	..NIA	American Life Insurance Company	Ownership	51.000	MetLife, Inc	..YES	
.0241	MetLife		13-3919049				Global Properties, Inc. (USA-Delaware)	..DE	..NIA	ALICO Properties, Inc.	Ownership	100.000	MetLife, Inc	..NO	
							MetLife Global Holding Company I GmbH (Swiss)								
.0241	MetLife						MetLife Global Holding Company I GmbH (Swiss)	..CHE	..NIA	American Life Insurance Company	Ownership	100.000	MetLife, Inc	..NO	

STATEMENT AS OF SEPTEMBER 30, 2023 OF THE Metropolitan General Insurance Company

SCHEDULE Y

PART 1A - DETAIL OF INSURANCE HOLDING COMPANY SYSTEM

1	2	3	4	5	6	7	8	9	10	11	12	13	14	15	16
Group Code	Group Name	NAIC Company Code	ID Number	Federal RSSD	CIK	Name of Securities Exchange if Publicly Traded (U.S. or International)	Names of Parent, Subsidiaries Or Affiliates	Domi-ciliary Location	Relation-ship to Reporting Entity	Directly Controlled by (Name of Entity/Person)	Type of Control (Ownership, Board, Management, Attorney-in-Fact, Influence, Other)	If Control is Ownership Provide Percentage	Ultimate Controlling Entity(ies)/Person(s)	Is an SCA Filing Re-quired? (Yes/No)	*
.0241	MetLife		13-3759652	3166279			MetLife International Holdings, LLC	..DENIA	MetLife Global Holding Company II GmbH (Swiss)	Ownership	100.000	MetLife, Inc	..NO	
.0241	MetLife			4240907			MM Global Operations Support Center, S.A. de C.V.	..MEXNIA	MetLife Global Holding Company I GmbH (Swiss)	Ownership	100.000	MetLife, Inc	..NO	
.0241	MetLife			4240907			MM Global Operations Support Center, S.A. de C.V.	..MEXNIA	MetLife Global Holding Company I GmbH (Swiss)	Ownership	0.000	MetLife, Inc	..NO	
.0241	MetLife			4254995			Fundacion MetLife Mexico, A.C.	..MEXNIA	MM Global Operations Support Center, S.A. de C.V., S.A. de C.V.	Ownership	100.000	MetLife, Inc	..NO	
.0241	MetLife						MetLife Asia Services Sdn. Bhd	..MYSNIA	MetLife Global Holding Company II GmbH (Swiss)	Ownership	100.000	MetLife, Inc	..NO	
.0241	MetLife		AA-1860015				MetLife Emekliklik ve Hayat A.S. (Turkey)	..TURIA	MetLife Global Holding Company II GmbH (Swiss)	Ownership	99.980	MetLife, Inc	..NO	
.0241	MetLife			4250072			PJSC MetLife (Ukraine)	..UKRIA	MetLife Global Holding Company II GmbH (Swiss)	Ownership	99.999	MetLife, Inc	..NO	
.0241	MetLife			4250072			PJSC MetLife (Ukraine)	..UKRIA	International Technical and Advisory Services Limited (DE)	Ownership	0.001	MetLife, Inc	..NO	
.0241	MetLife			4250072			PJSC MetLife (Ukraine)	..UKRIA	Borderland Investments Limited (DE)	Ownership	0.001	MetLife, Inc	..NO	
.0241	MetLife						MetLife Innovation Centre Limited	..IRLNIA	MetLife Global Holding Company II GmbH (Swiss)	Ownership	99.999	MetLife, Inc	..NO	
.0241	MetLife						MetLife Asset Management Corp. (Japan)	..JPNNIA	ALICO Operations, LLC (DE)	Ownership	100.000	MetLife, Inc	..NO	
.0241	MetLife			4251293			MetLife Seguros S.A. (Uruguay)	..URYIA	ALICO Operations, LLC (DE)	Ownership	100.000	MetLife, Inc	..NO	
.0241	MetLife						MetLife Colombia Seguros de Vida S.A. (Columbia)	..COLIA	MetLife Global Holding Company II GmbH (Swiss)	Ownership	90.000	MetLife, Inc	..NO	
.0241	MetLife						MetLife Colombia Seguros de Vida S.A. (Columbia)	..COLIA	MetLife Global Holding Company I GmbH (Swiss)	Ownership	10.000	MetLife, Inc	..NO	
.0241	MetLife						MetLife Colombia Seguros de Vida S.A. (Columbia)	..COLIA	International Technical and Advisory Services Limited (DE)	Ownership		MetLife, Inc	..NO	
.0241	MetLife						MetLife Colombia Seguros de Vida S.A. (Columbia)	..COLIA	Borderland Investments Limited (DE)	Ownership		MetLife, Inc	..NO	
.0241	MetLife						MetLife Latin America Asesorias e Inversiones Limitada (Chile)	..CHLNIA	Natiloportem Holdings, LLC	Ownership		MetLife, Inc	..NO	
.0241	MetLife			4254445			MetLife Latin America Asesorias e Inversiones Limitada (Chile)	..CHLNIA	MetLife Investment Management Holdings (Ireland) Limited (Ireland)	Ownership	99.990	MetLife, Inc	..NO	
.0241	MetLife			4254445			MetLife Latin America Asesorias e Inversiones Limitada (Chile)	..CHLNIA	MetLife Global Holding Company II GmbH (Swiss)	Ownership	0.010	MetLife, Inc	..NO	
.0241	MetLife						MetLife Investment Management Europe Limited (Ireland)	..IRLNIA	MetLife Investment Management Holdings (Ireland) Limited (Ireland)	Ownership	100.000	MetLife, Inc	..NO	
.0241	MetLife			4275534			MetLife Investments Asia Limited (Hong Kong)	..HKGNIA	MetLife Investment Management Holdings (Ireland) Limited (Ireland)	Ownership	100.000	MetLife, Inc	..NO	
.0241	MetLife			4254427			MetLife Investments Limited (UK)	..GBRNIA	MetLife Investment Management Holdings (Ireland) Limited (Ireland)	Ownership	100.000	MetLife, Inc	..NO	
.0241	MetLife						MetLife Investment Management Holdings (Ireland) Limited (Ireland)	..IRLNIA	MetLife Global Holding Company II GmbH (Swiss)	Ownership	100.000	MetLife, Inc	..NO	
.0241	MetLife		30-0615846				ALICO Operations, LLC (DE)	..DENIA	MetLife Global Holding Company II GmbH (Swiss)	Ownership	100.000	MetLife, Inc	..NO	
.0241	MetLife						MetLife Asia Holding Company Pte. Ltd.	..SGPNIA	MetLife Global Holding Company II GmbH (Swiss)	Ownership	100.000	MetLife, Inc	..NO	
.0241	MetLife						MetLife UK Limited	..GBRNIA	MetLife Global Holding Company II GmbH (Swiss)	Ownership	100.000	MetLife, Inc	..NO	
.0241	MetLife						Affirmative Investment Management Partners Ltd	..GBRNIA	MetLife Investment Management Holdings (Ireland) Limited (Ireland)	Ownership	100.000	MetLife, Inc	..NO	

STATEMENT AS OF SEPTEMBER 30, 2023 OF THE Metropolitan General Insurance Company

SCHEDULE Y
PART 1A - DETAIL OF INSURANCE HOLDING COMPANY SYSTEM

1	2	3	4	5	6	7	8	9	10	11	12	13	14	15	16
Group Code	Group Name	NAIC Company Code	ID Number	Federal RSSD	CIK	Name of Securities Exchange if Publicly Traded (U.S. or International)	Names of Parent, Subsidiaries Or Affiliates	Domiciliary Location	Relationship to Reporting Entity	Directly Controlled by (Name of Entity/Person)	Type of Control (Ownership, Board, Management, Attorney-in-Fact, Influence, Other)	If Control is Ownership Provide Percentage	Ultimate Controlling Entity(ies)/Person(s)	Is an SCA Filing Required? (Yes/No)	*
.0241	MetLife						Affirmative Investment Management Australia Pty Ltd	.AUS	NIA	Affirmative Investment Management Partners Ltd	Ownership	100.000	MetLife, Inc	NO	
.0241	MetLife						Affirmative Investment Management Japan K.K.	.JPN	NIA	Affirmative Investment Management Partners Ltd	Ownership	100.000	MetLife, Inc	NO	
.0241	MetLife		81-3596341				Affirmative Investment Management US Ltd	.NH	NIA	Affirmative Investment Management Partners Ltd	Ownership	100.000	MetLife, Inc	NO	
.0241	MetLife						MetLife Innovation Centre Pte. Ltd	.SGP	NIA	MetLife Asia Holding Company Pte. Ltd.	Ownership	100.000	MetLife, Inc	NO	
.0241	MetLife						MetLife Reinsurance Company of Bermuda Ltd.	.BMU	IA	MetLife Global Holding Company II GmbH (Swiss)	Ownership	100.000	MetLife, Inc	NO	
.0241	MetLife						MetLife Investment Management Limited (UK) Closed Joint-stock Company Master-D (Russia)	.GBR	NIA	MetLife Global Holding Company II GmbH (Swiss)	Ownership	100.000	MetLife, Inc	NO	
.0241	MetLife			4249469			MetLife Global Holding Company II GmbH (Swiss)	.RUS	NIA	MetLife Global Holding Company II GmbH (Swiss)	Ownership	100.000	MetLife, Inc	NO	
.0241	MetLife						MetLife Global Holding Company II GmbH (Swiss)	.CHE	NIA	MetLife Global Holding Company I GmbH (Swiss)	Ownership	100.000	MetLife, Inc	NO	
.0241	MetLife		13-3953333	3166372			Natiloportem Holdings, LLC	.DE	NIA	MetLife International Holdings, LLC	Ownership	100.000	MetLife, Inc	NO	
.0241	MetLife			3166402			Excelencia Operativa y Tecnologica, S.A. de C.V. (Mexico)	.MEX	NIA	Natiloportem Holdings, LLC	Ownership	99.900	MetLife, Inc	NO	
.0241	MetLife			3166402			Excelencia Operativa y Tecnologica, S.A. de C.V. (Mexico)	.MEX	NIA	MetLife Mexico Servicios, S.A. de C.V.	Ownership	0.100	MetLife, Inc	NO	
.0241	MetLife			3166318			Metropolitan Life Seguros e Previdencia Privada S.A. (Brazil)	.BRA	IA	MetLife International Holdings, LLC	Ownership	66.662	MetLife, Inc	NO	
.0241	MetLife			3166318			Metropolitan Life Seguros e Previdencia Privada S.A. (Brazil)	.BRA	IA	MetLife Worldwide Holdings, LLC	Ownership	33.337	MetLife, Inc	NO	
.0241	MetLife			3166318			Metropolitan Life Seguros e Previdencia Privada S.A. (Brazil)	.BRA	IA	Natiloportem Holdings, LLC	Ownership	0.001	MetLife, Inc	NO	
.0241	MetLife						MetLife International Limited, LLC (DE)	.DE	NIA	MetLife International Holdings, LLC	Ownership	100.000	MetLife, Inc	NO	
.0241	MetLife						AmMetLife Insurance Berhad	.MYS	IA	MetLife International Holdings, LLC	Ownership	50.000	MetLife, Inc	NO	
.0241	MetLife						MAXIS GBN S.A.S.	.FRA	NIA	MetLife International Holdings, LLC	Ownership	50.000	MetLife, Inc	NO	
.0241	MetLife						MAXIS Services, LLC	.DE	NIA	MAXIS GBN S.A.S.	Ownership	100.000	MetLife, Inc	NO	
.0241	MetLife						MAXIS Insurance Brokerage Services, Inc.	.DE	NIA	MAXIS Services, LLC	Ownership	100.000	MetLife, Inc	NO	
.0241	MetLife		AA-5480033				AmMetLife Takaful Berhad	.MYS	IA	MetLife International Holdings, LLC	Ownership	50.000	MetLife, Inc	NO	
.0241	MetLife						MetLife Asia Limited (Hong Kong)	.HKG	NIA	MetLife International Holdings, LLC	Ownership	100.000	MetLife, Inc	NO	
.0241	MetLife			4195913			MetLife Planos Odontologicos Ltda. (Brazil)	.BRA	IA	MetLife International Holdings, LLC	Ownership	99.999	MetLife, Inc	NO	
.0241	MetLife			4195913			MetLife Planos Odontologicos Ltda. (Brazil)	.BRA	IA	Natiloportem Holdings, LLC	Ownership	0.001	MetLife, Inc	NO	
.0241	MetLife			2327738			Compania Inversora MetLife S.A. (Argentina)	.ARG	NIA	MetLife International Holdings, LLC	Ownership	95.460	MetLife, Inc	NO	
.0241	MetLife			2327738			Compania Inversora MetLife S.A. (Argentina)	.ARG	NIA	Natiloportem Holdings, LLC	Ownership	4.540	MetLife, Inc	NO	
.0241	MetLife			4247296			MetLife Servicios S.A. (Argentina)	.ARG	NIA	Compania Inversora MetLife S.A.	Ownership	19.120	MetLife, Inc	NO	
.0241	MetLife			4247296			MetLife Servicios S.A. (Argentina)	.ARG	NIA	Natiloportem Holdings, LLC	Ownership	80.880	MetLife, Inc	NO	
.0241	MetLife		06-1597037	2985727			MetLife Worldwide Holdings, LLC	.DE	NIA	MetLife International Holdings, LLC	Ownership	100.000	MetLife, Inc	NO	
.0241	MetLife		AA-5344102	3166411			PNB MetLife India Insurance Company Limited	.IND	IA	MetLife International Holdings, LLC	Ownership	46.873	MetLife, Inc	NO	
.0241	MetLife			3373648			MetLife Administradora de Fundos Multipatrocinaados Ltda. (Brazil)	.BRA	NIA	MetLife International Holdings, LLC	Ownership	100.000	MetLife, Inc	NO	
.0241	MetLife			3373648			MetLife Administradora de Fundos Multipatrocinaados Ltda. (Brazil)	.BRA	NIA	Natiloportem Holdings, LLC	Ownership	0.000	MetLife, Inc	NO	
.0241	MetLife			4249311			MetLife Mas, S.A. de C.V (Mexico)	.MEX	IA	MetLife International Holdings, LLC	Ownership	100.000	MetLife, Inc	NO	
.0241	MetLife			4249311			MetLife Mas, S.A. de C.V (Mexico)	.MEX	IA	International Technical and Advisory Services Limited (DE)	Ownership	0.000	MetLife, Inc	NO	
.0241	MetLife			4189846			MetLife Global Holdings Corporation S.A. de C.V. (Ireland)	.IRL	NIA	MetLife International Holdings, LLC	Ownership	98.900	MetLife, Inc	NO	

STATEMENT AS OF SEPTEMBER 30, 2023 OF THE Metropolitan General Insurance Company

SCHEDULE Y
PART 1A - DETAIL OF INSURANCE HOLDING COMPANY SYSTEM

1	2	3	4	5	6	7	8	9	10	11	12	13	14	15	16
Group Code	Group Name	NAIC Company Code	ID Number	Federal RSSD	CIK	Name of Securities Exchange if Publicly Traded (U.S. or International)	Names of Parent, Subsidiaries Or Affiliates	Domi-ciliary Location	Relation-ship to Reporting Entity	Directly Controlled by (Name of Entity/Person)	Type of Control (Ownership, Board, Management, Attorney-in-Fact, Influence, Other)	If Control is Ownership Provide Percentage	Ultimate Controlling Entity(ies)/Person(s)	Is an SCA Filing Re-quired? (Yes/No)	*
.0241	MetLife			4189846			MetLife Global Holdings Corporation S.A. de C.V. (Ireland) Metropolitan Global Management, LLC (Ireland)	.IRL	NIA	MetLife International Limited, LLC MetLife Global Holdings Corporation S.A. de C.V.	Ownership	1.100	MetLife, Inc	NO	
.0241	MetLife		13-3047691					.IRL	NIA		Management		MetLife, Inc	NO	
.0241	MetLife		AA-2730030	3165740			MetLife Mexico Holding S. de R.L. de C.V.	.MEX	IA	Metropolitan Global Management, LLC	Ownership	100.000	MetLife, Inc	NO	
.0241	MetLife		AA-2730030	3165740			MetLife Mexico Holding S. de R.L. de C.V.	.MEX	IA	MetLife International Holdings, LLC	Ownership	0.000	MetLife, Inc	NO	
.0241	MetLife		AA-2730030	3165740			MetLife Mexico, S.A. de C.V.	.MEX	IA	MetLife Mexico Holdings, S. de R.L. de C.V.	Ownership	99.050	MetLife, Inc	NO	
.0241	MetLife		AA-2730030	3165740			MetLife Mexico, S.A. de C.V.	.MEX	IA	MetLife International Holdings, LLC	Ownership	0.950	MetLife, Inc	NO	
.0241	MetLife			4241061			ML Capacitacion Comercial S.A. de C.V. (Mexico)	.MEX	NIA	MetLife Mexico, S.A. de C.V.	Ownership	99.000	MetLife, Inc	NO	
.0241	MetLife			4241061			ML Capacitacion Comercial S.A. de C.V. (Mexico)	.MEX	NIA	MetLife Mexico Servicios, S.A. de C.V.	Ownership	1.000	MetLife, Inc	NO	
.0241	MetLife			3165795			MetLife Pensiones Mexico S.A.	.MEX	IA	MetLife Mexico Holdings, S. de R.L. de C.V.	Ownership	97.513	MetLife, Inc	NO	
.0241	MetLife			3165795			MetLife Pensiones Mexico S.A.	.MEX	IA	MetLife International Holdings, LLC	Ownership	2.488	MetLife, Inc	NO	
.0241	MetLife			3267390			MetLife Mexico Servicios S.A. de C.V.	.MEX	NIA	MetLife Mexico Holdings, S. de R.L. de C.V.	Ownership	98.000	MetLife, Inc	NO	
.0241	MetLife			3267390			MetLife Mexico Servicios S.A. de C.V.	.MEX	NIA	MetLife International Holdings, LLC	Ownership	2.000	MetLife, Inc	NO	
.0241	MetLife		AA-5420018	3166288			MetLife Insurance Company of Korea, Ltd	.KOR	IA	Metropolitan Global Management, LLC	Ownership	100.000	MetLife, Inc	NO	
.0241	MetLife						MetLife Financial Services, Co., Ltd. (South Korea)	.KOR	NIA	MetLife Insurance Company of Korea, Limited	Ownership	100.000	MetLife, Inc	NO	
.0241	MetLife						MetLife UK Management Company Limited	.GBR	NIA	Metropolitan Global Management, LLC	Ownership	100.000	MetLife, Inc	NO	
.0241	MetLife			4200880			MetLife Ireland Treasury d.a.c.	.IRL	NIA	MetLife Global Holdings Corporation S.A. de C.V.	Ownership	100.000	MetLife, Inc	NO	
.0241	MetLife		AA-1930041	1173714			MetLife Insurance Limited (Australia)	.AUS	IA	MetLife Ireland Treasury d.a.c.	Ownership	91.165	MetLife, Inc	NO	
.0241	MetLife		AA-1930041	1173714			MetLife Insurance Limited (Australia)	.AUS	IA	MetLife Global Holdings Corporation S.A. de C.V.	Ownership	8.835	MetLife, Inc	NO	
.0241	MetLife			4239358			MetLife Investments Pty Limited (Australia)	.AUS	NIA	MetLife Insurance Limited (Australia)	Ownership	100.000	MetLife, Inc	NO	
.0241	MetLife						MetLife Services Pty Limited	.AUS	NIA	MetLife Insurance Limited (Australia)	Ownership	100.000	MetLife, Inc	NO	
.0241	MetLife			4239367			MetLife Insurance and Investment Trust (Australia)	.AUS	NIA	MetLife Investments PTY Limited	Ownership	100.000	MetLife, Inc	NO	
.0241	MetLife			1173732			MetLife General Insurance Limited (Australia)	.AUS	IA	MetLife Ireland Treasury d.a.c.	Ownership	100.000	MetLife, Inc	NO	
.0241	MetLife						MetLife EU Holding Company Limited (Ireland)	.IRL	NIA	MetLife Global Holding Company II GmbH (Swiss)	Ownership	100.000	MetLife, Inc	NO	
.0241	MetLife		AA-1780108				MetLife Europe d.a.c.	.IRL	IA	MetLife EU Holding Company Limited (Ireland)	Ownership	100.000	MetLife, Inc	NO	
.0241	MetLife						MetLife Services EOOD (Bulgaria)	.BGR	NIA	MetLife EU Holding Company Limited (Ireland)	Ownership	100.000	MetLife, Inc	NO	
.0241	MetLife						MetLife Pension Trustees Limited (UK)	.GBR	IA	MetLife Europe d.a.c.	Ownership	100.000	MetLife, Inc	NO	
.0241	MetLife			4258407			MetLife Solutions S.A.S. (France)	.FRA	NIA	MetLife EU Holding Company Limited (Ireland)	Ownership	100.000	MetLife, Inc	NO	
.0241	MetLife			4255246			Metropolitan Life Societate de Administrare a unui Fond de Pensii Administrat Privat S.A. (Romania)	.ROU	IA	MetLife EU Holding Company Limited (Ireland)	Ownership	99.990	MetLife, Inc	NO	
.0241	MetLife			4255246			Metropolitan Life Societate de Administrare a unui Fond de Pensii Administrat Privat S.A. (Romania)	.ROU	IA	MetLife Europe Services Limited (Ireland)	Ownership	0.010	MetLife, Inc	NO	
.0241	MetLife						MetLife Services Cyprus Ltd.	.CYP	NIA	MetLife EU Holding Company Limited (Ireland)	Ownership	100.000	MetLife, Inc	NO	

STATEMENT AS OF SEPTEMBER 30, 2023 OF THE Metropolitan General Insurance Company

SCHEDULE Y
PART 1A - DETAIL OF INSURANCE HOLDING COMPANY SYSTEM

1	2	3	4	5	6	7	8	9	10	11	12	13	14	15	16
Group Code	Group Name	NAIC Company Code	ID Number	Federal RSSD	CIK	Name of Securities Exchange if Publicly Traded (U.S. or International)	Names of Parent, Subsidiaries Or Affiliates	Domi-ciliary Location	Relation-ship to Reporting Entity	Directly Controlled by (Name of Entity/Person)	Type of Control (Ownership, Board, Management, Attorney-in-Fact, Influence, Other)	If Control is Ownership Provide Percentage	Ultimate Controlling Entity(ies)/Person(s)	Is an SCA Filing Re-quired? (Yes/No)	*
.0241	MetLife			4258331			Agenvita S.r.l. (Italy)	.ITA	.IA	MetLife EU Holding Company Limited (Ireland)	Ownership	100.000	MetLife, Inc	NO	
.0241	MetLife						MetLife Services, Sociedad Limitada (Spain)	.ESP	.NIA	MetLife EU Holding Company Limited (Ireland)	Ownership	100.000	MetLife, Inc	NO	
.0241	MetLife						MetLife Europe Insurance d.a.c	.IRL	.IA	MetLife EU Holding Company Limited (Ireland)	Ownership	100.000	MetLife, Inc	NO	
.0241	MetLife			4189864			MetLife Europe Services Limited (Ireland)	.IRL	.NIA	MetLife EU Holding Company Limited (Ireland)	Ownership	100.000	MetLife, Inc	NO	
.0241	MetLife			3077272			MetLife Chile Inversiones Limitada	.CHL	.NIA	MetLife, Inc	Ownership	72.351	MetLife, Inc	NO	
.0241	MetLife			3077272			MetLife Chile Inversiones Limitada	.CHL	.NIA	Inversiones MetLife Holdco Dos Limitada	Ownership	2.767	MetLife, Inc	NO	
.0241	MetLife			3077272			MetLife Chile Inversiones Limitada	.CHL	.NIA	Natiloportem Holdings, LLC	Ownership	0.000	MetLife, Inc	NO	
.0241	MetLife			3077272			MetLife Chile Inversiones Limitada	.CHL	.NIA	American Life Insurance Company	Ownership	24.882	MetLife, Inc	NO	
.0241	MetLife		AA-2280000	3179774			MetLife Chile Seguros de Vida S.A.	.CHL	.IA	MetLife Chile Inversiones Limitada	Ownership	99.997	MetLife, Inc	NO	
.0241	MetLife		AA-2280000	3179774			MetLife Chile Seguros de Vida S.A.	.CHL	.IA	International Technical and Advisory Services Limited (DE)	Ownership	0.003	MetLife, Inc	NO	
.0241	MetLife						Inversiones MetLife Holdco Tres Limitada (Chile)	.CHL	.NIA	MetLife Chile Inversiones Limitada	Ownership	97.130	MetLife, Inc	NO	
.0241	MetLife						Inversiones MetLife Holdco Tres Limitada (Chile)	.CHL	.NIA	Inversiones MetLife Holdco Dos Limitada	Ownership	2.870	MetLife, Inc	NO	
.0241	MetLife					Santiago Stock Exchange (SSE)	AFP Provida S.A. (Chile)	.CHL	.NIA	MetLife Chile Inversiones Limitada	Ownership	10.922	MetLife, Inc	NO	
.0241	MetLife					Santiago Stock Exchange (SSE)	AFP Provida S.A. (Chile)	.CHL	.NIA	Inversiones MetLife Holdco Tres Limitada	Ownership	42.382	MetLife, Inc	NO	
.0241	MetLife					Santiago Stock Exchange (SSE)	AFP Provida S.A. (Chile)	.CHL	.NIA	Inversiones MetLife Holdco Dos Limitada	Ownership	42.382	MetLife, Inc	NO	
.0241	MetLife			4255282			MetLife Chile Administradora de Mutuos Hipotecarios S.A.	.CHL	.NIA	MetLife Chile Seguros de Vida S.A.	Ownership	99.900	MetLife, Inc	NO	
.0241	MetLife			4255282			MetLife Chile Administradora de Mutuos Hipotecarios S.A.	.CHL	.NIA	MetLife Chile Inversiones Limitada	Ownership	0.100	MetLife, Inc	NO	
.0241	MetLife						Provida Internacional S.A. (Chile)	.CHL	.NIA	AFP Provida S.A.	Ownership	99.990	MetLife, Inc	NO	
.0241	MetLife						Provida Internacional S.A. (Chile)	.CHL	.NIA	MetLife Chile Inversiones Limitada	Ownership	0.010	MetLife, Inc	NO	
.0241	MetLife						AFP Genesis Administradora de Fondos y Fidecomisos S.A. (Ecuador)	.ECU	.NIA	Provida Internacional S.A.	Ownership	99.900	MetLife, Inc	NO	
.0241	MetLife						AFP Genesis Administradora de Fondos y Fidecomisos S.A. (Ecuador)	.ECU	.NIA	MetLife Chile Inversiones Limitada	Ownership	0.100	MetLife, Inc	NO	
.0241	MetLife						MetLife Chile Seguros Generales S.A. (Chile)	.CHL	.IA	MetLife Chile Inversiones Limitada	Ownership	99.990	MetLife, Inc	NO	
.0241	MetLife						MetLife Chile Seguros Generales S.A. (Chile)	.CHL	.IA	Inversiones MetLife Holdco Dos Limitada	Ownership	0.010	MetLife, Inc	NO	
.0241	MetLife		82-2405817				MetLife Investment Management Holdings, LLC	.DE	.NIA	MetLife, Inc	Ownership	100.000	MetLife, Inc	NO	
.0241	MetLife		82-3238385				MetLife Real Estate Lending LLC	.DE	.NIA	MetLife Investment Management Holdings, LLC	Ownership	100.000	MetLife, Inc	NO	
.0241	MetLife		82-2405817				ML Venture 1 Servicer, LLC	.DE	.NIA	MetLife Investment Management Holdings, LLC	Ownership	100.000	MetLife, Inc	NO	
.0241	MetLife						ML Venture 1 Manager, S. de R.L. de C.V. (Mexico)	.MEX	.NIA	MetLife Investment Management Holdings, LLC	Ownership	99.900	MetLife, Inc	NO	
.0241	MetLife						ML Venture 1 Manager, S. de R.L. de C.V. (Mexico)	.MEX	.NIA	MetLife Investment Management Holdings (Ireland) Limited (Ireland)	Ownership	0.100	MetLife, Inc	NO	
.0241	MetLife						MetLife Investment Management, LLC	.DE	.NIA	MetLife Investment Management Holdings, LLC	Ownership	100.000	MetLife, Inc	NO	
.0241	MetLife						Raven Capital Management, LLC	.DE	.NIA	MetLife Investment Management Holdings, LLC	Ownership	100.000	MetLife, Inc	NO	

STATEMENT AS OF SEPTEMBER 30, 2023 OF THE Metropolitan General Insurance Company

SCHEDULE Y
PART 1A - DETAIL OF INSURANCE HOLDING COMPANY SYSTEM

1	2	3	4	5	6	7	8	9	10	11	12	13	14	15	16
Group Code	Group Name	NAIC Company Code	ID Number	Federal RSSD	CIK	Name of Securities Exchange if Publicly Traded (U.S. or International)	Names of Parent, Subsidiaries Or Affiliates	Domi-ciliary Location	Relation-ship to Reporting Entity	Directly Controlled by (Name of Entity/Person)	Type of Control (Ownership, Board, Management, Attorney-in-Fact, Influence, Other)	If Control is Ownership Provide Percentage	Ultimate Controlling Entity(ies)/Person(s)	Is an SCA Filing Re-quired? (Yes/No)	*
.0241	MetLife		38-3853223				MIM I LLC	PA	NIA	MetLife Investment Management, LLC	Ownership	100.000	MetLife, Inc	NO	
.0241	MetLife						MLIA SBAF Manager, LLC (DE)	DE	NIA	MetLife Investment Management, LLC	Ownership	100.000	MetLife, Inc	NO	
.0241	MetLife		82-2405817				MLIA SBAF Colony Manager, LLC (DE)	DE	NIA	MetLife Investment Management, LLC	Ownership	100.000	MetLife, Inc	NO	
.0241	MetLife		87-1640780				MetLife MPO II Special, LLC	DE	NIA	MetLife Investment Management, LLC	Ownership	100.000	MetLife, Inc	NO	
.0241	MetLife						MLIA Manager I, LLC (DE)	DE	NIA	MetLife Investment Management, LLC	Ownership	100.000	MetLife, Inc	NO	
.0241	MetLife						MIM Campus at SGV Manager, LLC	DE	NIA	MetLife Investment Management, LLC	Ownership	100.000	MetLife, Inc	NO	
.0241	MetLife						1350 Eye Street Manager LLC	DE	NIA	MetLife Investment Management, LLC	Ownership	100.000	MetLife, Inc	NO	
.0241	MetLife						ML Bellevue Manager, LLC	DE	NIA	MetLife Investment Management, LLC	Ownership	100.000	MetLife, Inc	NO	
.0241	MetLife		13-4075851				ML-URS Port Chester SC Manager, LLC	DE	NIA	MetLife Investment Management, LLC	Ownership	100.000	MetLife, Inc	NO	
.0241	MetLife						Hampden Square Manager LLC	DE	NIA	MetLife Investment Management, LLC	Ownership	100.000	MetLife, Inc	NO	
.0241	MetLife						ML Terminal 106 Manager, LLC	DE	NIA	MetLife Investment Management, LLC	Ownership	100.000	MetLife, Inc	NO	
.0241	MetLife		82-2405817				MIM Steel House Manager, LLC	DE	NIA	MetLife Investment Management, LLC	Ownership	100.000	MetLife, Inc	NO	
.0241	MetLife						MetLife Core Property Fund GP, LLC	DE	NIA	MetLife Investment Management, LLC	Ownership	100.000	MetLife, Inc	NO	
.0241	MetLife						MetLife Strategic Hotel Debt Fund GP, LLC	DE	NIA	MetLife Investment Management, LLC	Ownership	100.000	MetLife, Inc	NO	
.0241	MetLife						MetLife Strategic Hotel Debt Fund LP	DE	NIA	MetLife Strategic Hotel Debt Fund GP, LLC	Management		MetLife, Inc	NO	
.0241	MetLife						MetLife Strategic Hotel Originator, LLC	DE	NIA	MetLife Strategic Hotel Debt Fund LP, LLC	Ownership	100.000	MetLife, Inc	NO	
.0241	MetLife						MSHDF Holdco I, LLC	DE	NIA	MetLife Strategic Hotel Originator, LLC	Ownership	100.000	MetLife, Inc	NO	
.0241	MetLife		87-1480804				MSHDF Holdco II, LLC	DE	NIA	MetLife Strategic Hotel Originator, LLC	Ownership	100.000	MetLife, Inc	NO	
.0241	MetLife		87-4795859				MetLife Investment Private Equity Partners Ultimate GP, L.L.C.	DE	NIA	MetLife Investment Management, LLC	Ownership	100.000	MetLife, Inc	NO	
.0241	MetLife						MetLife Investment Private Equity Partners GP, L.P.	DE	NIA	MetLife Investment Private Equity Partners Ultimate GP, L.L.C.	Management		MetLife, Inc	NO	
.0241	MetLife						MetLife Investment Private Equity Partners, L.P.	DE	NIA	MetLife Investment Private Equity Partners GP, L.P.	Management		MetLife, Inc	NO	
.0241	MetLife						MetLife Investment Private Equity Partners (Feeder), L.P.	CYM	NIA	MetLife Investment Private Equity Partners GP, L.P.	Management		MetLife, Inc	NO	
.0241	MetLife		86-3778918				MIM GM Syndicator LLC	DE	NIA	MetLife Investment Management, LLC	Ownership	100.000	MetLife, Inc	YES	
.0241	MetLife						MetLife Loan Asset Management, LLC	DE	NIA	MetLife Investment Management, LLC	Ownership	100.000	MetLife, Inc	NO	
.0241	MetLife		82-2405817				MLIA Park Tower Manager, LLC	DE	NIA	MetLife Investment Management, LLC	Ownership	100.000	MetLife, Inc	NO	
.0241	MetLife		46-4140926				MIM Property Management, LLC	DE	NIA	MetLife Investment Management, LLC	Ownership	100.000	MetLife, Inc	NO	
.0241	MetLife						MIM MetWest International Manager, LLC	DE	NIA	MetLife Investment Management, LLC	Ownership	100.000	MetLife, Inc	NO	
.0241	MetLife						MIM ML-AI Venture 5 Manager, LLC	DE	NIA	MetLife Investment Management, LLC	Ownership	100.000	MetLife, Inc	NO	
.0241	MetLife						MIM Clal General Partner, LLC	DE	NIA	MetLife Investment Management, LLC	Ownership	100.000	MetLife, Inc	NO	
.0241	MetLife						MetLife 425 MKT Manager, LLC	DE	NIA	MetLife Investment Management, LLC	Ownership	100.000	MetLife, Inc	NO	
.0241	MetLife						MIM Rincon Manager, LLC	DE	NIA	MetLife Investment Management, LLC	Ownership	100.000	MetLife, Inc	NO	
.0241	MetLife						MIM Property Management of Georgia 1, LLC	DE	NIA	MIM Property Management, LLC	Ownership	100.000	MetLife, Inc	NO	
.0241	MetLife						MetLife Enhanced Core Property Fund GP, LLC	DE	NIA	MetLife Investment Management, LLC	Ownership	100.000	MetLife, Inc	NO	
.0241	MetLife		86-3763031				MetLife Enhanced Core Property Fund, LP	DE	NIA	MetLife Enhanced Core Property Fund GP, LLC	Management		MetLife, Inc	NO	
.0241	MetLife		86-3775579				MetLife Enhanced Core Property REIT, LLC	DE	NIA	MetLife Enhanced Core Property Fund, LP	Ownership	99.900	MetLife, Inc	NO	
.0241	MetLife						MetLife Enhanced Core Property Holdings, LLC	DE	NIA	MetLife Enhanced Core Property REIT, LLC	Ownership	100.000	MetLife, Inc	NO	
.0241	MetLife						MEC Burlington Woods Biocenter, LLC	DE	NIA	MetLife Enhanced Core Property Holdings, LLC	Ownership	100.000	MetLife, Inc	NO	
.0241	MetLife						MEC Fillmore Cherry Creek, LLC	DE	NIA	MetLife Enhanced Core Property Holdings, LLC	Ownership	100.000	MetLife, Inc	NO	
.0241	MetLife						MEC MA Property REIT, LLC	DE	NIA	MetLife Enhanced Core Property Holdings, LLC	Ownership	100.000	MetLife, Inc	NO	
.0241	MetLife						MEC Patriot Park 5, LLC	DE	NIA	MetLife Enhanced Core Property Holdings, LLC	Ownership	100.000	MetLife, Inc	NO	

STATEMENT AS OF SEPTEMBER 30, 2023 OF THE Metropolitan General Insurance Company

SCHEDULE Y

PART 1A - DETAIL OF INSURANCE HOLDING COMPANY SYSTEM

1	2	3	4	5	6	7	8	9	10	11	12	13	14	15	16
Group Code	Group Name	NAIC Company Code	ID Number	Federal RSSD	CIK	Name of Securities Exchange if Publicly Traded (U.S. or International)	Names of Parent, Subsidiaries Or Affiliates	Domi-ciliary Location	Relation-ship to Reporting Entity	Directly Controlled by (Name of Entity/Person)	Type of Control (Ownership, Board, Management, Attorney-in-Fact, Influence, Other)	If Control is Ownership Provide Percentage	Ultimate Controlling Entity(ies)/Person(s)	Is an SCA Filing Re-quired? (Yes/No)	*
.0241	MetLife						MEC Property Management, LLC	DE	NIA	MetLife Enhanced Core Property Holdings, LLC	Ownership	100.000	MetLife, Inc	NO	
.0241	MetLife						MEC 7001 Arlington, LLC	DE	NIA	MetLife Enhanced Core Property Holdings, LLC	Ownership	100.000	MetLife, Inc	NO	
.0241	MetLife						MEC Salt Lake City Hotel Owner, LLC	DE	NIA	MetLife Enhanced Core Property Holdings, LLC	Ownership	100.000	MetLife, Inc	NO	
.0241	MetLife						MEC 83 Happy Valley Member, LLC	DE	NIA	MetLife Enhanced Core Property Holdings, LLC	Ownership	100.000	MetLife, Inc	NO	
.0241	MetLife						MEC Rivard Road Member, LLC	DE	NIA	MetLife Enhanced Core Property Holdings, LLC	Ownership	100.000	MetLife, Inc	NO	
.0241	MetLife						MEC Heritage Creekside Owner, LLC	DE	NIA	MetLife Enhanced Core Property Holdings, LLC	Ownership	100.000	MetLife, Inc	NO	
.0241	MetLife						MEC Whiteland Logistics, LLC	DE	NIA	MetLife Enhanced Core Property Holdings, LLC	Ownership	100.000	MetLife, Inc	NO	
.0241	MetLife						MetLife Enhanced Core TRS, LLC	DE	NIA	MetLife Enhanced Core Property Holdings, LLC	Ownership	100.000	MetLife, Inc	NO	
.0241	MetLife						MEC The Overlook LLC	DE	NIA	MetLife Enhanced Core Property Holdings, LLC	Ownership	100.000	MetLife, Inc	NO	
.0241	MetLife						MEC Salt Lake City TRS Lessee, LLC	DE	NIA	MetLife Enhanced Core TRS, LLC	Ownership	100.000	MetLife, Inc	NO	
.0241	MetLife						MetLife Middle Market Private Debt Parallel GP, LLC (DE)	DE	NIA	MetLife Investment Management, LLC	Ownership	100.000	MetLife, Inc	NO	
.0241	MetLife						MetLife Middle Market Private Debt Parallel Fund, LP	CYV	NIA	MetLife Middle Market Private Debt Parallel GP, LLC (DE)	Management		MetLife, Inc	NO	
.0241	MetLife						Commonwealth ML Manager LLC	DE	NIA	MetLife Investment Management, LLC	Ownership	100.000	MetLife, Inc	NO	
.0241	MetLife						MetLife Japan US Equity Fund LP	DE	NIA	MetLife Japan US Equity Fund GP LLC	Management		MetLife, Inc	NO	
.0241	MetLife		84-5131590				MREF 425 MKT, LLC	DE	NIA	MetLife Japan US Equity Fund LP	Ownership	100.000	MetLife, Inc	NO	
.0241	MetLife		81-3382498				MetLife ConSquare Member, LLC	DE	NIA	MetLife Japan US Equity Fund LP	Ownership	100.000	MetLife, Inc	NO	
.0241	MetLife						MetLife Japan Water Tower GP LLC	DE	NIA	MetLife Investment Management, LLC	Ownership	100.000	MetLife, Inc	NO	
.0241	MetLife						MetLife Japan Water Tower Fund LP	DE	NIA	MetLife Japan Water Tower GP LLC	Management		MetLife, Inc	NO	
.0241	MetLife						Water Tower Manager LLC	DE	NIA	MetLife Investment Management, LLC	Ownership	100.000	MetLife, Inc	NO	
.0241	MetLife						MetLife Japan GV GP LLC	DE	NIA	MetLife Investment Management, LLC	Ownership	100.000	MetLife, Inc	NO	
.0241	MetLife		88-4155515				MetLife Japan GHV (Hotel) Fund LP	DE	NIA	MetLife Japan GV GP LLC	Management		MetLife, Inc	NO	
.0241	MetLife		92-0621385				MetLife Japan GMV (Mall) Fund LP	DE	NIA	MetLife Japan GV GP LLC	Management		MetLife, Inc	NO	
.0241	MetLife						GV Venture Manager LLC	DE	NIA	MetLife Investment Management, LLC	Ownership	100.000	MetLife, Inc	NO	
.0241	MetLife						MMIP Manager, LLC	DE	NIA	MetLife Investment Management, LLC	Ownership	100.000	MetLife, Inc	NO	
.0241	MetLife						MIM Rausch Creek Logistics Center Manager I, LLC	DE	NIA	MetLife Investment Management, LLC	Ownership	100.000	MetLife, Inc	NO	
.0241	MetLife						MIM Rausch Creek Logistics Center Manager II, LLC	DE	NIA	MetLife Investment Management, LLC	Ownership	100.000	MetLife, Inc	NO	
.0241	MetLife						MIM Cooperative Manager, LLC	DE	NIA	MetLife Investment Management, LLC	Ownership	100.000	MetLife, Inc	NO	
.0241	MetLife		26-0333595				MIM EMD GP, LLC	DE	NIA	MetLife Investment Management, LLC	Ownership	100.000	MetLife, Inc	NO	
.0241	MetLife		85-4233349				MetLife Emerging Market Debt Blend Fund (Insurance Rated), L.P.	DE	NIA	MIM EMD GP, LLC	Management		MetLife, Inc	NO	
.0241	MetLife		82-2405817				MIM OMD Manager, LLC	DE	NIA	MetLife Investment Management, LLC	Ownership	100.000	MetLife, Inc	NO	
.0241	MetLife						MetLife Middle Market Private Debt GP, LLC (DE)	DE	NIA	MetLife Investment Management, LLC	Ownership	100.000	MetLife, Inc	NO	
.0241	MetLife						MetLife Middle Market Private Debt Fund, LP (DE)	DE	NIA	MetLife Middle Market Private Debt GP, LLC (DE)	Management		MetLife, Inc	NO	
.0241	MetLife		87-1613098				MetLife Middle Market Private Debt GP II, LLC	DE	NIA	MetLife Investment Management, LLC	Ownership	100.000	MetLife, Inc	NO	
.0241	MetLife		87-1583660				MetLife Middle Market Private Debt Fund II, LP	DE	NIA	MetLife Middle Market Private Debt GP II, LLC	Management		MetLife, Inc	NO	

12.10

STATEMENT AS OF SEPTEMBER 30, 2023 OF THE Metropolitan General Insurance Company

SCHEDULE Y
PART 1A - DETAIL OF INSURANCE HOLDING COMPANY SYSTEM

1	2	3	4	5	6	7	8	9	10	11	12	13	14	15	16
Group Code	Group Name	NAIC Company Code	ID Number	Federal RSSD	CIK	Name of Securities Exchange if Publicly Traded (U.S. or International)	Names of Parent, Subsidiaries Or Affiliates	Domiciliary Location	Relationship to Reporting Entity	Directly Controlled by (Name of Entity/Person)	Type of Control (Ownership, Board, Management, Attorney-in-Fact, Influence, Other)	If Control is Ownership Provide Percentage	Ultimate Controlling Entity(ies)/Person(s)	Is an SCA Filing Required? (Yes/No)	*
.0241	MetLife						MIM Alder Avenue Industrial Manager, LLC MIM Valley Boulevard Industrial Manager, LLC	..DENIA	MetLife Investment Management, LLC	Ownership	100.000	MetLife, Inc	..NO	
.0241	MetLife						MIM Intersect Manager, LLC	..DENIA	MetLife Investment Management, LLC	Ownership	100.000	MetLife, Inc	..NO	
.0241	MetLife		87-1183667				MIM LS GP, LLC	..DENIA	MetLife Investment Management, LLC	Ownership	100.000	MetLife, Inc	..NO	
.0241	MetLife		87-1155640				MetLife Long Short Credit Fund, LP	..DENIA	MIM LS GP, LLC	Management		MetLife, Inc	..NO	
.0241	MetLife		87-1140307				MetLife Long Short Credit Master Fund, LP	..DENIA	MIM LS GP, LLC	Management		MetLife, Inc	..NO	
.0241	MetLife		98-1607864				MetLife Long Short Credit Parallel Fund, LP	..CYMNIA	MIM LS GP, LLC	Management		MetLife, Inc	..NO	
.0241	MetLife						MetLife Japan US Equity Fund GP LLC MetLife Japan US Equity Owners (Blocker) LLC	..DENIA	MetLife Investment Management, LLC	Ownership	100.000	MetLife, Inc	..NO	
.0241	MetLife						MAG Manager LLC	..DENIA	MetLife Japan US Equity Fund GP LLC	Ownership	100.000	MetLife, Inc	..NO	
.0241	MetLife						CW Property Manager LLC	..DENIA	MetLife Investment Management, LLC	Ownership	100.000	MetLife, Inc	..NO	
.0241	MetLife						MetLife Single Family Rental Fund GP, LLC	..DENIA	MetLife Investment Management, LLC	Ownership	100.000	MetLife, Inc	..NO	
.0241	MetLife						MetLife Single Family Rental Fund, LP	..DENIA	MetLife Single Family Rental Fund GP, LLC	Management		MetLife, Inc	..NO	
.0241	MetLife						MetLife Single Family Rental Feeder A, LP	..DENIA	MetLife Single Family Rental Fund GP, LLC	Ownership	100.000	MetLife, Inc	..NO	
.0241	MetLife						MetLife Single Family Rental Feeder J, LLC	..DENIA	MetLife Single Family Rental Fund GP, LLC	Ownership	100.000	MetLife, Inc	..NO	
.0241	MetLife						MetLife Single Family Rental Holdings A, LP	..DENIA	MetLife Single Family Rental Fund GP, LLC	Management		MetLife, Inc	..NO	
.0241	MetLife						MSFR Sawdust Member, LLC	..DENIA	MetLife Single Family Rental Fund, LP	Ownership	100.000	MetLife, Inc	..NO	
.0241	MetLife		87-4784236				MSFR Acquisition, LLC	..DENIA	MetLife Single Family Rental Fund, LP	Ownership	100.000	MetLife, Inc	..NO	
.0241	MetLife		87-4784236				MSFR Meridian McCordsville Member, LLC	..DENIA	MetLife Single Family Rental Fund, LP	Ownership	100.000	MetLife, Inc	..NO	
.0241	MetLife		87-4784236				MSFR Treeline Member, LLC	..DENIA	MetLife Single Family Rental Fund, LP	Ownership	100.000	MetLife, Inc	..NO	
.0241	MetLife						Raven Capital Management GP LLC	..DENIA	Raven Capital Management, LLC	Ownership	100.000	MetLife, Inc	..NO	
.0241	MetLife						Raven Asset-Based Opportunity Fund III LP Raven Asset-Based Opportunity Offshore Fund III LP	..DENIA	Raven Capital Management GP LLC	Management		MetLife, Inc	..NO	
.0241	MetLife						Raven Capital Management GP II LLC	..DENIA	Raven Capital Management, LLC	Ownership	100.000	MetLife, Inc	..NO	
.0241	MetLife						Raven Asset-Based Credit Fund I LP	..CYMNIA	Raven Capital Management GP II LLC	Management		MetLife, Inc	..NO	
.0241	MetLife						RCM Music GP I LLC	..DENIA	Raven Capital Management, LLC	Ownership	100.000	MetLife, Inc	..NO	
.0241	MetLife						Raven Music Opportunity Fund LP	..DENIA	RCM Music GP I LLC	Management		MetLife, Inc	..NO	
.0241	MetLife						RCM CF II GP LLC Raven Asset-Based Credit (Onshore) Fund II LP	..DENIA	Raven Capital Management, LLC	Ownership	100.000	MetLife, Inc	..NO	
.0241	MetLife						Raven Asset-Based Credit Fund II LP	..CYMNIA	RCM CF II GP LLC	Management		MetLife, Inc	..NO	
.0241	MetLife						Raven Capital Management GP IV LLC	..DENIA	Raven Capital Management, LLC	Ownership	100.000	MetLife, Inc	..NO	
.0241	MetLife						Raven Asset-Based Opportunity Fund IV LP Raven Asset-Based Opportunity Offshore Fund IV LP	..DENIA	Raven Capital Management GP IV LLC	Management		MetLife, Inc	..NO	
.0241	MetLife						RPM Fund I GP LLC	..CYMNIA	Raven Capital Management GP IV LLC	Management		MetLife, Inc	..NO	
.0241	MetLife						RPM Fund I LP	..NYNIA	Raven Capital Management, LLC	Ownership	100.000	MetLife, Inc	..NO	
.0241	MetLife						RPM Fund II GP LLC	..NYNIA	RPM Fund I GP LLC	Management		MetLife, Inc	..NO	
.0241	MetLife						RPM Fund II LP	..NYNIA	Raven Capital Management, LLC	Ownership	100.000	MetLife, Inc	..NO	
.0241	MetLife						RPM Offshore Fund II LP	..CYMNIA	RPM Fund II GP LLC	Management		MetLife, Inc	..NO	
.0241	MetLife						Raven Evergreen Credit Fund II LP	..DENIA	RCM CF II GP LLC	Management		MetLife, Inc	..NO	
.0241	MetLife						Raven Senior Loan Fund, LLC	..DENIA	Raven Capital Management, LLC	Ownership	100.000	MetLife, Inc	..NO	
.0241	MetLife		80-0946518				MetLife Core Property Fund, LP	..DENIA	MetLife Core Property Fund GP, LLC	Management		MetLife, Inc	..NO	
.0241	MetLife		80-0947139				MetLife Core Property REIT, LLC	..DENIA	MetLife Core Property Fund, LP	Ownership	100.000	MetLife, Inc	..NO	
.0241	MetLife		46-3934926				MetLife Core Property Holdings, LLC	..DENIA	MetLife Core Property REIT, LLC	Ownership	100.000	MetLife, Inc	..NO	
.0241	MetLife		80-0947139				MCP Property Management LLC	..DENIA	MetLife Core Property Holdings, LLC	Ownership	100.000	MetLife, Inc	..NO	

STATEMENT AS OF SEPTEMBER 30, 2023 OF THE Metropolitan General Insurance Company

SCHEDULE Y
PART 1A - DETAIL OF INSURANCE HOLDING COMPANY SYSTEM

1	2	3	4	5	6	7	8	9	10	11	12	13	14	15	16
Group Code	Group Name	NAIC Company Code	ID Number	Federal RSSD	CIK	Name of Securities Exchange if Publicly Traded (U.S. or International)	Names of Parent, Subsidiaries Or Affiliates	Domiciliary Location	Relationship to Reporting Entity	Directly Controlled by (Name of Entity/Person)	Type of Control (Ownership, Board, Management, Attorney-in-Fact, Influence, Other)	If Control is Ownership Provide Percentage	Ultimate Controlling Entity(ies)/Person(s)	Is an SCA Filing Required? (Yes/No)	*
.0241	MetLife						MetLife Core Property TRS, LLC	DE	NIA	MetLife Core Property Holdings, LLC	Ownership	100.000	MetLife, Inc	NO	
.0241	MetLife						MCP Common Desk TRS, LLC	DE	NIA	MetLife Core Property TRS, LLC (DE)	Ownership	100.000	MetLife, Inc	NO	
.0241	MetLife						MCP ESG TRS, LLC	DE	NIA	MetLife Core Property TRS, LLC (DE)	Ownership	100.000	MetLife, Inc	NO	
.0241	MetLife						MCP Rausch Creek Logistics Center Member I, LLC	DE	NIA	MetLife Core Property Holdings, LLC	Ownership	100.000	MetLife, Inc	NO	
.0241	MetLife						MCP Rausch Creek Logistics Center Member II, LLC	DE	NIA	MetLife Core Property Holdings, LLC	Ownership	100.000	MetLife, Inc	NO	
.0241	MetLife						Center Avenue Industrial Venture, LLC	DE	NIA	MCP Center Avenue Industrial Member, LLC	Management		MetLife, Inc	NO	
.0241	MetLife						Center Avenue Industrial, LLC	DE	NIA	Center Avenue Industrial Venture, LLC	Management		MetLife, Inc	NO	
.0241	MetLife		47-1946750				60 11th Street, LLC	DE	NIA	MCP 60 11th Street Member, LLC	Ownership	100.000	MetLife, Inc	NO	
.0241	MetLife						MCP Hub 1 Property, LLC	DE	NIA	MCP Hub 1, LLC	Ownership	100.000	MetLife, Inc	NO	
.0241	MetLife						Des Moines Creek Business Park Phase II, LLC	DE	NIA	MetLife Core Property Holdings, LLC	Ownership	100.000	MetLife, Inc	NO	
.0241	MetLife		80-0947139				MCP One Westside, LLC	DE	NIA	MetLife Core Property Holdings, LLC	Ownership	100.000	MetLife, Inc	NO	
.0241	MetLife		46-4032606				MCP 100 Congress Member, LLC	DE	NIA	MetLife Core Property Holdings, LLC	Ownership	100.000	MetLife, Inc	NO	
.0241	MetLife						MCP 1500 Michael, LLC	DE	NIA	MetLife Core Property Holdings, LLC	Ownership	100.000	MetLife, Inc	NO	
.0241	MetLife		46-4012463				MCP 1900 McKinney, LLC	DE	NIA	MetLife Core Property Holdings, LLC	Ownership	100.000	MetLife, Inc	NO	
.0241	MetLife						MCP 2 Ames One, LLC	DE	NIA	MCP 2 Ames, LLC	Management		MetLife, Inc	NO	
.0241	MetLife						MCP 2 Ames Owner, LLC	DE	NIA	MCP 2 Ames, LLC	Management		MetLife, Inc	NO	
.0241	MetLife		47-5525469				MCP 2 Ames Two, LLC	DE	NIA	MCP 2 Ames, LLC	Ownership	100.000	MetLife, Inc	NO	
.0241	MetLife		82-2695637				MCP 2 Ames, LLC	DE	NIA	MetLife Core Property Holdings, LLC	Ownership	100.000	MetLife, Inc	NO	
.0241	MetLife						MCP 38th West Highland, LLC	DE	NIA	MetLife Core Property Holdings, LLC	Ownership	100.000	MetLife, Inc	NO	
.0241	MetLife						MCP 122 E. Sego Lilly, LLC	DE	NIA	MetLife Core Property Holdings, LLC	Ownership	100.000	MetLife, Inc	NO	
.0241	MetLife						MCP 50-60 Binney, LLC	DE	NIA	MetLife Core Property Holdings, LLC	Ownership	100.000	MetLife, Inc	NO	
.0241	MetLife						MCP 220 York, LLC	DE	NIA	MetLife Core Property Holdings, LLC	Ownership	100.000	MetLife, Inc	NO	
.0241	MetLife						MCP 22745 & 22755 Relocation Drive, LLC	DE	NIA	MetLife Core Property Holdings, LLC	Ownership	100.000	MetLife, Inc	NO	
.0241	MetLife						MCP 249 Industrial Business Park, LLC	DE	NIA	MetLife Core Property Holdings, LLC	Ownership	100.000	MetLife, Inc	NO	
.0241	MetLife		47-1279384				MCP 3040 Post Oak, LLC	DE	NIA	MetLife Core Property Holdings, LLC	Ownership	100.000	MetLife, Inc	NO	
.0241	MetLife		83-2471234				MCP 350 Rohlfing, LLC	DE	NIA	MetLife Core Property Holdings, LLC	Ownership	100.000	MetLife, Inc	NO	
.0241	MetLife		46-4043244				MCP 550 West Washington, LLC	DE	NIA	MetLife Core Property Holdings, LLC	Ownership	100.000	MetLife, Inc	NO	
.0241	MetLife		46-4009393				MCP 7 Riverway, LLC	DE	NIA	MetLife Core Property Holdings, LLC	Ownership	100.000	MetLife, Inc	NO	
.0241	MetLife		47-3463114				MCP 9020 Murphy Road, LLC	DE	NIA	MetLife Core Property Holdings, LLC	Ownership	100.000	MetLife, Inc	NO	
.0241	MetLife						MCP 93 Red River Member, LLC	DE	NIA	MetLife Core Property Holdings, LLC	Ownership	100.000	MetLife, Inc	NO	
.0241	MetLife						MCP Alder Avenue Industrial Member, LLC	DE	NIA	MetLife Core Property Holdings, LLC	Ownership	100.000	MetLife, Inc	NO	
.0241	MetLife						MCP Allen Creek Member, LLC	DE	NIA	MetLife Core Property Holdings, LLC	Ownership	100.000	MetLife, Inc	NO	
.0241	MetLife		81-0993429				MCP Alley 24 East, LLC	DE	NIA	MetLife Core Property Holdings, LLC	Ownership	100.000	MetLife, Inc	NO	
.0241	MetLife		46-3935124				MCP Ashton South End, LLC	DE	NIA	MetLife Core Property Holdings, LLC	Ownership	100.000	MetLife, Inc	NO	
.0241	MetLife		80-0947139				MCP Block 23 Residential Owner, LLC	DE	NIA	MetLife Core Property Holdings, LLC	Ownership	100.000	MetLife, Inc	NO	
.0241	MetLife						MCP Bradford, LLC	DE	NIA	MetLife Core Property Holdings, LLC	Ownership	100.000	MetLife, Inc	NO	
.0241	MetLife						MCP Broadstone, LLC	DE	NIA	MetLife Core Property Holdings, LLC	Ownership	100.000	MetLife, Inc	NO	
.0241	MetLife						MCP Buford Logistics Center Bldg B, LLC	DE	NIA	MetLife Core Property Holdings, LLC	Ownership	100.000	MetLife, Inc	NO	
.0241	MetLife						MCP Burnside Member, LLC	DE	NIA	MetLife Core Property Holdings, LLC	Ownership	100.000	MetLife, Inc	NO	
.0241	MetLife						MCP Center Avenue Industrial Member, LLC	DE	NIA	MetLife Core Property Holdings, LLC	Ownership	100.000	MetLife, Inc	NO	
.0241	MetLife						MCP Clawiter Innovation Member, LLC	DE	NIA	MetLife Core Property Holdings, LLC	Ownership	100.000	MetLife, Inc	NO	
.0241	MetLife						MCP Denver Pavilions Member, LLC	DE	NIA	MetLife Core Property Holdings, LLC	Ownership	100.000	MetLife, Inc	NO	
.0241	MetLife		80-0947139				MCP Dillon, LLC	DE	NIA	MetLife Core Property Holdings, LLC	Ownership	100.000	MetLife, Inc	NO	
.0241	MetLife		80-0947139				MCP Dillon Residential, LLC	DE	NIA	MetLife Core Property Holdings, LLC	Ownership	100.000	MetLife, Inc	NO	
.0241	MetLife		46-4024112				MCP EnV Chicago, LLC	DE	NIA	MetLife Core Property Holdings, LLC	Ownership	100.000	MetLife, Inc	NO	
.0241	MetLife						MCP Fife Enterprise Center, LLC	DE	NIA	MetLife Core Property Holdings, LLC	Ownership	100.000	MetLife, Inc	NO	

12.12

STATEMENT AS OF SEPTEMBER 30, 2023 OF THE Metropolitan General Insurance Company

SCHEDULE Y
PART 1A - DETAIL OF INSURANCE HOLDING COMPANY SYSTEM

1	2	3	4	5	6	7	8	9	10	11	12	13	14	15	16
Group Code	Group Name	NAIC Company Code	ID Number	Federal RSSD	CIK	Name of Securities Exchange if Publicly Traded (U.S. or International)	Names of Parent, Subsidiaries Or Affiliates	Domi-ciliary Location	Relation-ship to Reporting Entity	Directly Controlled by (Name of Entity/Person)	Type of Control (Ownership, Board, Management, Attorney-in-Fact, Influence, Other)	If Control is Ownership Provide Percentage	Ultimate Controlling Entity(ies)/Person(s)	Is an SCA Filing Re-quired? (Yes/No)	*
.0241	MetLife						MCP Financing, LLC	DE	NIA	MetLife Core Property Holdings, LLC	Ownership	100.000	MetLife, Inc	NO	
.0241	MetLife						MCP Frisco Office, LLC	DE	NIA	MetLife Core Property Holdings, LLC	Ownership	100.000	MetLife, Inc	NO	
.0241	MetLife						MCP Frisco Office Two, LLC	DE	NIA	MetLife Core Property Holdings, LLC	Ownership	100.000	MetLife, Inc	NO	
.0241	MetLife						MCP Gateway Commerce Center 5, LLC	DE	NIA	MetLife Core Property Holdings, LLC	Ownership	100.000	MetLife, Inc	NO	
.0241	MetLife						MCP Grapevine, LLC	DE	NIA	MetLife Core Property Holdings, LLC	Ownership	100.000	MetLife, Inc	NO	
.0241	MetLife						MCP HH Hotel LB, LLC	DE	NIA	MetLife Core Property Holdings, LLC	Ownership	100.000	MetLife, Inc	NO	
.0241	MetLife						MCP HH Hotel LB Trust	MD	NIA	MetLife Core Property TRS, LLC (DE)	Ownership	100.000	MetLife, Inc	NO	
.0241	MetLife						MCP HH Hotel TRS, LB, LLC	DE	NIA	MCP HH Hotel LB Trust	Management		MetLife, Inc	NO	
.0241	MetLife		80-0947139				MCP Highland Park Lender, LLC	DE	NIA	MetLife Core Property Holdings, LLC	Ownership	100.000	MetLife, Inc	NO	
.0241	MetLife						MCP Hub I, LLC	DE	NIA	MetLife Core Property Holdings, LLC	Ownership	100.000	MetLife, Inc	NO	
.0241	MetLife						MCP Key West, LLC	DE	NIA	MetLife Core Property Holdings, LLC	Ownership	100.000	MetLife, Inc	NO	
.0241	MetLife		46-4009454				MCP Lodge At Lakecrest, LLC	DE	NIA	MetLife Core Property Holdings, LLC	Ownership	100.000	MetLife, Inc	NO	
.0241	MetLife						MCP Longhaven Estates Member, LLC	DE	NIA	MetLife Core Property Holdings, LLC	Ownership	100.000	MetLife, Inc	NO	
.0241	MetLife		83-1015971				MCP MA Property REIT, LLC	DE	NIA	MetLife Core Property Holdings, LLC	Ownership	100.000	MetLife, Inc	NO	
.0241	MetLife		47-2338963				MCP Magnolia Park Member, LLC	DE	NIA	MetLife Core Property Holdings, LLC	Ownership	100.000	MetLife, Inc	NO	
.0241	MetLife		46-4012567				MCP Main Street Village, LLC	DE	NIA	MetLife Core Property Holdings, LLC	Ownership	100.000	MetLife, Inc	NO	
.0241	MetLife						MCP Mountain Technology Center Member TRS, LLC	DE	NIA	MetLife Core Property Holdings, LLC	Ownership	100.000	MetLife, Inc	NO	
.0241	MetLife						MCP Northyards Holdco, LLC	DE	NIA	MetLife Core Property Holdings, LLC	Ownership	100.000	MetLife, Inc	NO	
.0241	MetLife		81-1655046				MCP Northyards Master Lessee, LLC	DE	NIA	MCP Northyards Holdco, LLC	Ownership	100.000	MetLife, Inc	NO	
.0241	MetLife		81-1500869				MCP Northyards Owner, LLC	DE	NIA	MCP Northyards Holdco, LLC	Ownership	100.000	MetLife, Inc	NO	
.0241	MetLife						MCP Optimist Park Member, LLC	DE	NIA	MetLife Core Property Holdings, LLC	Ownership	100.000	MetLife, Inc	NO	
.0241	MetLife						MCP Onyx, LLC	DE	NIA	MetLife Core Property Holdings, LLC	Ownership	100.000	MetLife, Inc	NO	
.0241	MetLife		46-4054412				MCP Paragon Point, LLC	DE	NIA	MetLife Core Property Holdings, LLC	Ownership	100.000	MetLife, Inc	NO	
.0241	MetLife		47-1567737				MCP Plaza at Legacy, LLC	DE	NIA	MetLife Core Property Holdings, LLC	Ownership	100.000	MetLife, Inc	NO	
.0241	MetLife						MCP Rancho Village MHC Member, LLC	DE	NIA	MetLife Core Property Holdings, LLC	Ownership	100.000	MetLife, Inc	NO	
.0241	MetLife						MCP Seattle Gateway Industrial 1, LLC	DE	NIA	MetLife Core Property Holdings, LLC	Ownership	100.000	MetLife, Inc	NO	
.0241	MetLife						MCP Seattle Gateway Industrial II, LLC	DE	NIA	MetLife Core Property Holdings, LLC	Ownership	100.000	MetLife, Inc	NO	
.0241	MetLife						MCP Seventh and Osborn Retail Member, LLC	DE	NIA	MetLife Core Property Holdings, LLC	Ownership	100.000	MetLife, Inc	NO	
.0241	MetLife						MCP Astor at Osborn, LLC	DE	NIA	MetLife Core Property Holdings, LLC	Ownership	100.000	MetLife, Inc	NO	
.0241	MetLife						MCP Shakopee, LLC	DE	NIA	MetLife Core Property Holdings, LLC	Ownership	100.000	MetLife, Inc	NO	
.0241	MetLife						MCP Sleepy Hollow Member, LLC	DE	NIA	MetLife Core Property Holdings, LLC	Ownership	100.000	MetLife, Inc	NO	
.0241	MetLife		46-4075562				MCP SoCal Industrial - Anaheim, LLC	DE	NIA	MetLife Core Property Holdings, LLC	Ownership	100.000	MetLife, Inc	NO	
.0241	MetLife		46-4388617				MCP SoCal Industrial - Bernardo, LLC	DE	NIA	MetLife Core Property Holdings, LLC	Ownership	100.000	MetLife, Inc	NO	
.0241	MetLife		46-4100416				MCP SoCal Industrial - Concourse, LLC	DE	NIA	MetLife Core Property Holdings, LLC	Ownership	100.000	MetLife, Inc	NO	
.0241	MetLife		46-4064679				MCP SoCal Industrial - Fullerton, LLC	DE	NIA	MetLife Core Property Holdings, LLC	Ownership	100.000	MetLife, Inc	NO	
.0241	MetLife		46-4088528				MCP SoCal Industrial - Kellwood, LLC	DE	NIA	MetLife Core Property Holdings, LLC	Ownership	100.000	MetLife, Inc	NO	
.0241	MetLife		46-4111195				MCP SoCal Industrial - LAX, LLC	DE	NIA	MetLife Core Property Holdings, LLC	Ownership	100.000	MetLife, Inc	NO	
.0241	MetLife		46-4054257				MCP SoCal Industrial - Loker, LLC	DE	NIA	MetLife Core Property Holdings, LLC	Ownership	100.000	MetLife, Inc	NO	
.0241	MetLife						MCP SoCal Industrial - Redondo, LLC	DE	NIA	MetLife Core Property Holdings, LLC	Ownership	100.000	MetLife, Inc	NO	
.0241	MetLife		46-4100363				MCP SoCal Industrial - Springdale, LLC	DE	NIA	MetLife Core Property Holdings, LLC	Ownership	100.000	MetLife, Inc	NO	
.0241	MetLife						MCP Stateline, LLC	DE	NIA	MetLife Core Property Holdings, LLC	Ownership	100.000	MetLife, Inc	NO	
.0241	MetLife		46-4023987				MCP The Palms at Doral, LLC	DE	NIA	MetLife Core Property Holdings, LLC	Ownership	100.000	MetLife, Inc	NO	
.0241	MetLife		47-4062730				MCP Trimble Campus, LLC	DE	NIA	MetLife Core Property Holdings, LLC	Ownership	100.000	MetLife, Inc	NO	
.0241	MetLife						MCP Union Row, LLC	DE	NIA	MetLife Core Property Holdings, LLC	Ownership	100.000	MetLife, Inc	NO	
.0241	MetLife						MCP Valley Boulevard Industrial Member, LLC	DE	NIA	MetLife Core Property Holdings, LLC	Ownership	100.000	MetLife, Inc	NO	
.0241	MetLife						MCP Valley Forge One, LLC	DE	NIA	MCP Valley Forge, LLC	Management		MetLife, Inc	NO	
.0241	MetLife						MCP Valley Forge Owner, LLC	DE	NIA	MCP Valley Forge, LLC	Management		MetLife, Inc	NO	
.0241	MetLife						MCP Valley Forge Two, LLC	DE	NIA	MCP Valley Forge, LLC	Ownership	100.000	MetLife, Inc	NO	

STATEMENT AS OF SEPTEMBER 30, 2023 OF THE Metropolitan General Insurance Company

SCHEDULE Y
PART 1A - DETAIL OF INSURANCE HOLDING COMPANY SYSTEM

1	2	3	4	5	6	7	8	9	10	11	12	13	14	15	16
Group Code	Group Name	NAIC Company Code	ID Number	Federal RSSD	CIK	Name of Securities Exchange if Publicly Traded (U.S. or International)	Names of Parent, Subsidiaries Or Affiliates	Domiciliary Location	Relationship to Reporting Entity	Directly Controlled by (Name of Entity/Person)	Type of Control (Ownership, Board, Management, Attorney-in-Fact, Influence, Other)	If Control is Ownership Provide Percentage	Ultimate Controlling Entity(ies)/Person(s)	Is an SCA Filing Required? (Yes/No)	*
.0241	MetLife						MCP Valley Forge, LLC	DE	NIA	MetLife Core Property Holdings, LLC	Ownership	100.000	MetLife, Inc	NO	
.0241	MetLife						MCP Vance Jackson, LLC	DE	NIA	MetLife Core Property Holdings, LLC	Ownership	100.000	MetLife, Inc	NO	
.0241	MetLife						MCP Vineyard Avenue Member, LLC	DE	NIA	MetLife Core Property Holdings, LLC	Ownership	100.000	MetLife, Inc	NO	
.0241	MetLife		47-1967401				MCP VOA I & III, LLC	DE	NIA	MCP VOA Holdings, LLC	Ownership	100.000	MetLife, Inc	NO	
.0241	MetLife		47-1975006				MCP VOA Holdings, LLC	DE	NIA	MetLife Core Property Holdings, LLC	Ownership	100.000	MetLife, Inc	NO	
.0241	MetLife		47-1966785				MCP VOA II, LLC	DE	NIA	MCP VOA Holdings, LLC	Ownership	100.000	MetLife, Inc	NO	
.0241	MetLife		83-2524541				MCP Wellington, LLC	DE	NIA	MetLife Core Property Holdings, LLC	Ownership	100.000	MetLife, Inc	NO	
.0241	MetLife						MCP West Broad Marketplace, LLC	DE	NIA	MetLife Core Property Holdings, LLC	Ownership	100.000	MetLife, Inc	NO	
.0241	MetLife						MCP West Fork, LLC	DE	NIA	MetLife Core Property Holdings, LLC	Ownership	100.000	MetLife, Inc	NO	
.0241	MetLife						MCP - English Village, LLC	DE	NIA	MetLife Core Property Holdings, LLC	Ownership	100.000	MetLife, Inc	NO	
.0241	MetLife						MCPF - Needham, LLC	DE	NIA	MCP MA Property REIT, LLC	Ownership	100.000	MetLife, Inc	NO	
.0241	MetLife						MCPF Acquisition, LLC	DE	NIA	MetLife Core Property Holdings, LLC	Ownership	100.000	MetLife, Inc	NO	
.0241	MetLife		83-1015971				MCPF Foxborough, LLC	DE	NIA	MCP MA Property REIT, LLC	Ownership	100.000	MetLife, Inc	NO	
.0241	MetLife						Mountain Technology Center A, LLC	DE	NIA	Mountain Technology Center Venture, LLC	Ownership	100.000	MetLife, Inc	NO	
.0241	MetLife						Mountain Technology Center B, LLC	DE	NIA	Mountain Technology Center Venture, LLC	Ownership	100.000	MetLife, Inc	NO	
.0241	MetLife						Mountain Technology Center C, LLC	DE	NIA	Mountain Technology Center Venture, LLC	Ownership	100.000	MetLife, Inc	NO	
.0241	MetLife						Mountain Technology Center D, LLC	DE	NIA	Mountain Technology Center Venture, LLC	Ownership	100.000	MetLife, Inc	NO	
.0241	MetLife						Mountain Technology Center E, LLC	DE	NIA	Mountain Technology Center Venture, LLC	Ownership	100.000	MetLife, Inc	NO	
.0241	MetLife						Vineyard Avenue Industrial Venture, LLC	DE	NIA	MCP Vineyard Avenue Member, LLC	Management		MetLife, Inc	NO	
.0241	MetLife						Vineyard Avenue Industrial, LLC	DE	NIA	Vineyard Avenue Industrial Venture, LLC	Management		MetLife, Inc	NO	
.0241	MetLife						MetLife Senior Direct Lending GP, LLC	DE	NIA	MetLife Investment Management, LLC	Ownership	100.000	MetLife, Inc	NO	
.0241	MetLife		93-3101624				MetLife Senior Direct Lending GP II, LLC	DE	NIA	MetLife Senior Direct Lending GP, LLC	Ownership	100.000	MetLife, Inc	NO	
.0241	MetLife		93-3089465				MetLife Senior Direct Lending Fund II, LP	DE	NIA	MetLife Senior Direct Lending GP, LLC	Management		MetLife, Inc	NO	
.0241	MetLife						MLJ US Feeder LLC	DE	NIA	MetLife Senior Direct Lending GP, LLC	Management		MetLife, Inc	NO	
.0241	MetLife						MetLife Senior Direct Lending Finco, LLC	DE	NIA	MetLife Senior Direct Lending GP, LLC	Ownership	100.000	MetLife, Inc	NO	
.0241	MetLife						MetLife Senior Direct Lending Holdings, LP	DE	NIA	MetLife Senior Direct Lending GP, LLC	Ownership	100.000	MetLife, Inc	NO	
.0241	MetLife		13-4075851				MetLife Commercial Mortgage Income Fund GP, LLC	DE	NIA	MetLife Investment Management, LLC	Ownership	100.000	MetLife, Inc	NO	
.0241	MetLife		47-2630137				MetLife Commercial Mortgage Income Fund, LP	DE	NIA	MetLife Commercial Mortgage Income Fund GP, LLC	Management		MetLife, Inc	NO	
.0241	MetLife		47-2688528				MetLife Commercial Mortgage REIT, LLC	DE	NIA	MetLife Commercial Mortgage Income Fund, LP	Ownership	100.000	MetLife, Inc	NO	
.0241	MetLife		47-2703778				MetLife Commercial Mortgage Originator, LLC	DE	NIA	MetLife Commercial Mortgage REIT, LLC	Ownership	100.000	MetLife, Inc	NO	
.0241	MetLife		47-5495603				MCMIF Holdco I, LLC	DE	NIA	MetLife Commercial Mortgage Originator, LLC	Ownership	100.000	MetLife, Inc	NO	
.0241	MetLife						MCMIF Holdco II, LLC	DE	NIA	MetLife Commercial Mortgage Originator, LLC	Ownership	100.000	MetLife, Inc	NO	
.0241	MetLife						MCMIF Holdco III, LLC	DE	NIA	MetLife Commercial Mortgage Originator, LLC	Ownership	100.000	MetLife, Inc	NO	
.0241	MetLife		47-2688528				MCMIF Holdco IV, LLC	DE	NIA	MetLife Commercial Mortgage REIT, LLC	Ownership	100.000	MetLife, Inc	NO	
.0241	MetLife						MCMIF TRS II, LLC	DE	NIA	MetLife Commercial Mortgage REIT, LLC	Ownership	100.000	MetLife, Inc	NO	
.0241	MetLife						MetLife Alternatives GP, LLC	DE	NIA	MetLife Investment Management, LLC	Ownership	100.000	MetLife, Inc	NO	
.0241	MetLife		98-1150291				MetLife International HF Partners, LP	CYM	NIA	MetLife Alternatives GP, LLC	Management		MetLife, Inc	NO	
.0241	MetLife		98-1226825				MetLife International PE Fund III, LP	CYM	NIA	MetLife Alternatives GP, LLC	Management		MetLife, Inc	NO	
.0241	MetLife		98-1277596				MetLife International PE Fund IV, LP	CYM	NIA	MetLife Alternatives GP, LLC	Management		MetLife, Inc	NO	
.0241	MetLife		98-1339546				MetLife International PE Fund V, LP	CYM	NIA	MetLife Alternatives GP, LLC	Management		MetLife, Inc	NO	
.0241	MetLife		98-1396743				MetLife International PE Fund VI, LP	CYM	NIA	MetLife Alternatives GP, LLC	Management		MetLife, Inc	NO	
.0241	MetLife		98-1515673				MetLife International PE Fund VII, LP	CYM	NIA	MetLife Alternatives GP, LLC	Management		MetLife, Inc	NO	
.0241	MetLife		98-1708851				MetLife International PE Fund VIII, LP	CYM	NIA	MetLife Alternatives GP, LLC	Management		MetLife, Inc	NO	

STATEMENT AS OF SEPTEMBER 30, 2023 OF THE Metropolitan General Insurance Company

Asterisk	Explanation

STATEMENT AS OF SEPTEMBER 30, 2023 OF THE Metropolitan General Insurance Company

PART 1 - LOSS EXPERIENCE

Line of Business	Current Year to Date			4 Prior Year to Date Direct Loss Percentage
	1 Direct Premiums Earned	2 Direct Losses Incurred	3 Direct Loss Percentage	
1. Fire				
2.1 Allied Lines				
2.2 Multiple peril crop				
2.3 Federal flood				
2.4 Private crop				
2.5 Private flood				
3. Farmowners multiple peril				
4. Homeowners multiple peril	(405)	1,674	(413.3)	439.0
5.1 Commercial multiple peril (non-liability portion)				
5.2 Commercial multiple peril (liability portion)				
6. Mortgage guaranty				
8. Ocean marine				
9. Inland marine	75,775,393	77,715,242	102.6	77.7
10. Financial guaranty				
11.1 Medical professional liability - occurrence				
11.2 Medical professional liability - claims-made				
12. Earthquake				(29.4)
13.1 Comprehensive (hospital and medical) individual				
13.2 Comprehensive (hospital and medical) group				
14. Credit accident and health				
15.1 Vision only				
15.2 Dental only				
15.3 Disability income				
15.4 Medicare supplement				
15.5 Medicaid Title XIX				
15.6 Medicare Title XVIII				
15.7 Long-term care				
15.8 Federal employees health benefits plan				
15.9 Other health	88,637,265	25,421,392	28.7	22.5
16. Workers' compensation				
17.1 Other liability - occurrence	60,804	4,155	6.8	16.0
17.2 Other liability - claims-made				
17.3 Excess workers' compensation				
18.1 Products liability - occurrence				
18.2 Products liability - claims-made				
19.1 Private passenger auto no-fault (personal injury protection)	(338)	48,325	(14,297.3)	35.1
19.2 Other private passenger auto liability	(3,311)	604,026	(18,243.0)	54.0
19.3 Commercial auto no-fault (personal injury protection)				
19.4 Other commercial auto liability				
21.1 Private passenger auto physical damage	(3,095)	(189,942)	6,137.1	68.3
21.2 Commercial auto physical damage				
22. Aircraft (all perils)				
23. Fidelity				
24. Surety				
26. Burglary and theft				
27. Boiler and machinery				
28. Credit				
29. International				
30. Warranty				
31. Reinsurance - Nonproportional Assumed Property	XXX	XXX	XXX	XXX
32. Reinsurance - Nonproportional Assumed Liability	XXX	XXX	XXX	XXX
33. Reinsurance - Nonproportional Assumed Financial Lines	XXX	XXX	XXX	XXX
34. Aggregate write-ins for other lines of business				
35. Totals	164,466,313	103,604,872	63.0	58.4
DETAILS OF WRITE-INS				
3401.				
3402.				
3403.				
3498. Summary of remaining write-ins for Line 34 from overflow page				
3499. Totals (Lines 3401 through 3403 plus 3498)(Line 34 above)				

STATEMENT AS OF SEPTEMBER 30, 2023 OF THE Metropolitan General Insurance Company

PART 2 - DIRECT PREMIUMS WRITTEN

Line of Business		1 Current Quarter	2 Current Year to Date	3 Prior Year Year to Date
1.	Fire			
2.1	Allied Lines			
2.2	Multiple peril crop			
2.3	Federal flood			
2.4	Private crop			
2.5	Private flood			
3.	Farmowners multiple peril			
4.	Homeowners multiple peril	(14)	(405)	(3,826)
5.1	Commercial multiple peril (non-liability portion)			
5.2	Commercial multiple peril (liability portion)			
6.	Mortgage guaranty			
8.	Ocean marine			
9.	Inland marine	36,030,414	101,385,606	41,463,778
10.	Financial guaranty			
11.1	Medical professional liability - occurrence			
11.2	Medical professional liability - claims-made			
12.	Earthquake			
13.1	Comprehensive (hospital and medical) individual			
13.2	Comprehensive (hospital and medical) group			
14.	Credit accident and health			
15.1	Vision only			
15.2	Dental only			
15.3	Disability income			
15.4	Medicare supplement			
15.5	Medicaid Title XIX			
15.6	Medicare Title XVIII			
15.7	Long-term care			
15.8	Federal employees health benefits plan			
15.9	Other health	8,037,024	117,441,473	30,169,710
16.	Workers' compensation			
17.1	Other liability - occurrence	10,286	82,674	17,915
17.2	Other liability - claims-made			
17.3	Excess workers' compensation			
18.1	Products liability - occurrence			
18.2	Products liability - claims-made			
19.1	Private passenger auto no-fault (personal injury protection)		(338)	(442)
19.2	Other private passenger auto liability	(1,517)	(3,235)	44,421
19.3	Commercial auto no-fault (personal injury protection)			
19.4	Other commercial auto liability			
21.1	Private passenger auto physical damage	(2,929)	(2,708)	84,732
21.2	Commercial auto physical damage			
22.	Aircraft (all perils)			
23.	Fidelity			
24.	Surety			
26.	Burglary and theft			
27.	Boiler and machinery			
28.	Credit			
29.	International			
30.	Warranty			
31.	Reinsurance - Nonproportional Assumed Property	XXX	XXX	XXX
32.	Reinsurance - Nonproportional Assumed Liability	XXX	XXX	XXX
33.	Reinsurance - Nonproportional Assumed Financial Lines	XXX	XXX	XXX
34.	Aggregate write-ins for other lines of business			
35.	Totals	44,073,264	218,903,067	71,776,288
DETAILS OF WRITE-INS				
3401.			
3402.			
3403.			
3498.	Summary of remaining write-ins for Line 34 from overflow page			
3499.	Totals (Lines 3401 through 3403 plus 3498)(Line 34 above)			

STATEMENT AS OF SEPTEMBER 30, 2023 OF THE Metropolitan General Insurance Company

PART 3 (000 omitted)

LOSS AND LOSS ADJUSTMENT EXPENSE RESERVES SCHEDULE

	1	2	3	4	5	6	7	8	9	10	11	12	13
Years in Which Losses Occurred	Prior Year-End Known Case Loss and LAE Reserves	Prior Year-End IBNR Loss and LAE Reserves	Total Prior Year-End Loss and LAE Reserves (Cols. 1+2)	2023 Loss and LAE Payments on Claims Reported as of Prior Year-End	2023 Loss and LAE Payments on Claims Unreported as of Prior Year-End	Total 2023 Loss and LAE Payments (Cols. 4+5)	Q.S. Date Known Case Loss and LAE Reserves on Claims Reported and Open as of Prior Year End	Q.S. Date Known Case Loss and LAE Reserves on Claims Reported or Reopened Subsequent to Prior Year End	Q.S. Date IBNR Loss and LAE Reserves	Total Q.S. Loss and LAE Reserves (Cols.7+8+9)	Prior Year-End Known Case Loss and LAE Reserves Developed (Savings)/ Deficiency (Cols.4+7 minus Col. 1)	Prior Year-End IBNR Loss and LAE Reserves Developed (Savings)/ Deficiency (Cols. 5+8+9 minus Col. 2)	Prior Year-End Total Loss and LAE Reserve Developed (Savings)/ Deficiency (Cols. 11+12)
1. 2020 + Prior		17	17		102	102						85	85
2. 2021		65	65		355	355						290	290
3. Subtotals 2021 + Prior		82	82		457	457						375	375
4. 2022		12,527	12,527		21,101	21,101			571	571		9,145	9,145
5. Subtotals 2022 + Prior		12,609	12,609		21,558	21,558			571	571		9,520	9,520
6. 2023	XXX	XXX	XXX	XXX	73,659	73,659	XXX		19,132	19,132	XXX	XXX	XXX
7. Totals		12,609	12,609		95,217	95,217			19,703	19,703		9,520	9,520
8. Prior Year-End Surplus As Regards Policyholders	59,037										Col. 11, Line 7 As % of Col. 1 Line 7	Col. 12, Line 7 As % of Col. 2 Line 7	Col. 13, Line 7 As % of Col. 3 Line 7
											1.	2. 75.5	3. 75.5
													Col. 13, Line 7 As a % of Col. 1 Line 8
													4. 16.1

SUPPLEMENTAL EXHIBITS AND SCHEDULES INTERROGATORIES

The following supplemental reports are required to be filed as part of your statement filing. However, in the event that your company does not transact the type of business for which the special report must be filed, your response of NO to the specific interrogatory will be accepted in lieu of filing a "NONE" report and a bar code will be printed below. If the supplement is required of your company but is not being filed for whatever reason enter SEE EXPLANATION and provide an explanation following the interrogatory questions.


	Response
1. Will the Trusteed Surplus Statement be filed with the state of domicile and the NAIC with this statement?	NO
2. Will Supplement A to Schedule T (Medical Professional Liability Supplement) be filed with this statement?	NO
3. Will the Medicare Part D Coverage Supplement be filed with the state of domicile and the NAIC with this statement?	NO
4. Will the Director and Officer Insurance Coverage Supplement be filed with the state of domicile and the NAIC with this statement?	NO
AUGUST FILING	
5. Will the regulator-only (non-public) Communication of Internal Control Related Matters Noted in Audit be filed with the state of domicile and electronically with the NAIC (as a regulator-only non-public document) by August 1? The response for 1st and 3rd quarters should be N/A. A NO response resulting with a bar code is only appropriate in the 2nd quarter.	N/A

Explanations:

- The data for this supplement is not required to be filed.
- The data for this supplement is not required to be filed.
- The data for this supplement is not required to be filed.
- The data for this supplement is not required to be filed.

Bar Codes:

- Trusteed Surplus Statement [Document Identifier 490]
- Supplement A to Schedule T [Document Identifier 455]
- Medicare Part D Coverage Supplement [Document Identifier 365]
- Director and Officer Supplement [Document Identifier 505]



NONE

STATEMENT AS OF SEPTEMBER 30, 2023 OF THE Metropolitan General Insurance Company

SCHEDULE A - VERIFICATION

Real Estate

	1 Year to Date	2 Prior Year Ended December 31
1. Book/adjusted carrying value, December 31 of prior year		
2. Cost of acquired:		
2.1 Actual cost at time of acquisition		
2.2 Additional investment made after acquisition		
3. Current year change in encumbrances		
4. Total gain (loss) on disposals		
5. Deduct amounts received on disposals		
6. Total foreign exchange change in book/adjusted carrying value		
7. Deduct current year's other than temporary impairment recognized		
8. Deduct current year's depreciation		
9. Book/adjusted carrying value at the end of current period (Lines 1+2+3+4-5+6-7-8)		
10. Deduct total nonadmitted amounts		
11. Statement value at end of current period (Line 9 minus Line 10)		

NONE

SCHEDULE B - VERIFICATION

Mortgage Loans

	1 Year to Date	2 Prior Year Ended December 31
1. Book value/recorded investment excluding accrued interest, December 31 of prior year		
2. Cost of acquired:		
2.1 Actual cost at time of acquisition		
2.2 Additional investment made after acquisition		
3. Capitalized deferred interest and other		
4. Accrual of discount		
5. Unrealized valuation increase (decrease)		
6. Total gain (loss) on disposals		
7. Deduct amounts received on disposals		
8. Deduct amortization of premium and mortgage interest paid and commitment fees		
9. Total foreign exchange change in book value/recorded investment excluding accrued interest		
10. Deduct current year's other than temporary impairment recognized		
11. Book value/recorded investment excluding accrued interest at end of current period (Lines 1+2+3+4+5+6-7-8+9-10)		
12. Total valuation allowance		
13. Subtotal (Line 11 plus Line 12)		
14. Deduct total nonadmitted amounts		
15. Statement value at end of current period (Line 13 minus Line 14)		

NONE

SCHEDULE BA - VERIFICATION

Other Long-Term Invested Assets

	1 Year to Date	2 Prior Year Ended December 31
1. Book/adjusted carrying value, December 31 of prior year		
2. Cost of acquired:		
2.1 Actual cost at time of acquisition		
2.2 Additional investment made after acquisition		
3. Capitalized deferred interest and other		
4. Accrual of discount		
5. Unrealized valuation increase (decrease)		
6. Total gain (loss) on disposals		
7. Deduct amounts received on disposals		
8. Deduct amortization of premium and depreciation		
9. Total foreign exchange change in book/adjusted carrying value		
10. Deduct current year's other than temporary impairment recognized		
11. Book/adjusted carrying value at end of current period (Lines 1+2+3+4+5+6-7-8+9-10)		
12. Deduct total nonadmitted amounts		
13. Statement value at end of current period (Line 11 minus Line 12)		

NONE

SCHEDULE D - VERIFICATION

Bonds and Stocks

	1 Year to Date	2 Prior Year Ended December 31
1. Book/adjusted carrying value of bonds and stocks, December 31 of prior year	38,301,735	30,255,267
2. Cost of bonds and stocks acquired	5,189,046	22,622,250
3. Accrual of discount	22,779	39,255
4. Unrealized valuation increase (decrease)	22,216	(62,277)
5. Total gain (loss) on disposals		(157,443)
6. Deduct consideration for bonds and stocks disposed of	712,347	14,233,814
7. Deduct amortization of premium	122,034	161,503
8. Total foreign exchange change in book/adjusted carrying value		
9. Deduct current year's other than temporary impairment recognized		
10. Total investment income recognized as a result of prepayment penalties and/or acceleration fees		
11. Book/adjusted carrying value at end of current period (Lines 1+2+3+4+5-6-7+8-9+10)	42,701,395	38,301,735
12. Deduct total nonadmitted amounts		
13. Statement value at end of current period (Line 11 minus Line 12)	42,701,395	38,301,735

STATEMENT AS OF SEPTEMBER 30, 2023 OF THE Metropolitan General Insurance Company

SCHEDULE D - PART 1B

Showing the Acquisitions, Dispositions and Non-Trading Activity
During the Current Quarter for all Bonds and Preferred Stock by NAIC Designation

NAIC Designation	1 Book/Adjusted Carrying Value Beginning of Current Quarter	2 Acquisitions During Current Quarter	3 Dispositions During Current Quarter	4 Non-Trading Activity During Current Quarter	5 Book/Adjusted Carrying Value End of First Quarter	6 Book/Adjusted Carrying Value End of Second Quarter	7 Book/Adjusted Carrying Value End of Third Quarter	8 Book/Adjusted Carrying Value December 31 Prior Year
BONDS								
1. NAIC 1 (a)	48,538,697	74,752,462	62,447,134	207,078	55,004,120	48,538,697	61,051,103	43,652,890
2. NAIC 2 (a)	5,677,405			(2,156)	5,679,472	5,677,405	5,675,249	5,681,593
3. NAIC 3 (a)	967,500			(3,453)	977,770	967,500	964,047	945,000
4. NAIC 4 (a)								
5. NAIC 5 (a)								
6. NAIC 6 (a)								
7. Total Bonds	55,183,602	74,752,462	62,447,134	201,469	61,661,362	55,183,602	67,690,399	50,279,483
PREFERRED STOCK								
8. NAIC 1								
9. NAIC 2								
10. NAIC 3								
11. NAIC 4								
12. NAIC 5								
13. NAIC 6								
14. Total Preferred Stock								
15. Total Bonds and Preferred Stock	55,183,602	74,752,462	62,447,134	201,469	61,661,362	55,183,602	67,690,399	50,279,483

(a) Book/Adjusted Carrying Value column for the end of the current reporting period includes the following amount of short-term and cash equivalent bonds by NAIC designation:

NAIC 1 \$ 24,989,008 ; NAIC 2 \$; NAIC 3 \$; NAIC 4 \$; NAIC 5 \$; NAIC 6 \$

S102

SCHEDULE DA - PART 1

Short-Term Investments

	1	2	3	4	5
	Book/Adjusted Carrying Value	Premium	Actual Cost	Interest Collected Year-to-Date	Paid for Accrued Interest Year-to-Date
7709999999 Totals		XX			

NONE

SCHEDULE DA - VERIFICATION

Short-Term Investments

	1	2
	Year To Date	Prior Year Ended December 31
1. Book/adjusted carrying value, December 31 of prior year		5,999,827
2. Cost of short-term investments acquired		
3. Accrual of discount		146
4. Unrealized valuation increase (decrease)		
5. Total gain (loss) on disposals		14
6. Deduct consideration received on disposals		5,999,987
7. Deduct amortization of premium		
8. Total foreign exchange change in book/adjusted carrying value		
9. Deduct current year's other than temporary impairment recognized		
10. Book/adjusted carrying value at end of current period (Lines 1+2+3+4+5-6-7+8-9)		
11. Deduct total nonadmitted amounts		
12. Statement value at end of current period (Line 10 minus Line 11)		

Schedule DB - Part A - Verification - Options, Caps, Floors, Collars, Swaps and Forwards

N O N E

Schedule DB - Part B - Verification - Futures Contracts

N O N E

Schedule DB - Part C - Section 1 - Replication (Synthetic Asset) Transactions (RSATs) Open

N O N E

Schedule DB-Part C-Section 2-Reconciliation of Replication (Synthetic Asset) Transactions Open

N O N E

Schedule DB - Verification - Book/Adjusted Carrying Value, Fair Value and Potential Exposure of
Derivatives

N O N E

SCHEDULE E - PART 2 - VERIFICATION

(Cash Equivalents)

	1	2
	Year To Date	Prior Year Ended December 31
1. Book/adjusted carrying value, December 31 of prior year	11,977,749	4,999,921
2. Cost of cash equivalents acquired	189,782,412	30,919,350
3. Accrual of discount	627,893	52,677
4. Unrealized valuation increase (decrease)		
5. Total gain (loss) on disposals	2,255	187
6. Deduct consideration received on disposals	177,401,303	23,994,386
7. Deduct amortization of premium		
8. Total foreign exchange change in book/adjusted carrying value		
9. Deduct current year's other than temporary impairment recognized		
10. Book/adjusted carrying value at end of current period (Lines 1+2+3+4+5-6-7+8-9)	24,989,006	11,977,749
11. Deduct total nonadmitted amounts		
12. Statement value at end of current period (Line 10 minus Line 11)	24,989,006	11,977,749

Schedule A - Part 2 - Real Estate Acquired and Additions Made

N O N E

Schedule A - Part 3 - Real Estate Disposed

N O N E

Schedule B - Part 2 - Mortgage Loans Acquired and Additions Made

N O N E

Schedule B - Part 3 - Mortgage Loans Disposed, Transferred or Repaid

N O N E

Schedule BA - Part 2 - Other Long-Term Invested Assets Acquired and Additions Made

N O N E

Schedule BA - Part 3 - Other Long-Term Invested Assets Disposed, Transferred or Repaid

N O N E

Schedule D - Part 3 - Long-Term Bonds and Stocks Acquired

N O N E

STATEMENT AS OF SEPTEMBER 30, 2023 OF THE Metropolitan General Insurance Company

SCHEDULE D - PART 4

Show All Long-Term Bonds and Stock Sold, Redeemed or Otherwise Disposed of During the Current Quarter

1	2	3	4	5	6	7	8	9	10	Change In Book/Adjusted Carrying Value					16	17	18	19	20	21	22	
										11	12	13	14	15								
CUSIP Identification	Description	Foreign	Disposal Date	Name of Purchaser	Number of Shares of Stock	Consideration	Par Value	Actual Cost	Prior Year Book/Adjusted Carrying Value	Unrealized Valuation Increase/(Decrease)	Current Year's (Amortization)/Accretion	Other Than Temporary Impairment Recognized	Total Change in Book/Adjusted Carrying Value (11 + 12 - 13)	Total Foreign Exchange Change in Book /Adjusted Carrying Value	Book/Adjusted Carrying Value at Disposal Date	Foreign Exchange Gain (Loss) on Disposal	Realized Gain (Loss) on Disposal	Total Gain (Loss) on Disposal	Bond Interest/Stock Dividends Received During Year	Stated Contractual Maturity Date	NAIC Designation, NAIC Designation Modifier and SVO Administrative Symbol	
..36225B-QN-1	GINNIE MAE I 7.5000 2025-12-15		09/08/2023	Paydown		108	108	104	106		1		1		108				5	12/15/2025	1.A	
0109999999. Subtotal - Bonds - U.S. Governments						108	108	104	106		1		1		108				5	XXX	XXX	
..3133B0-ST-1	FEDERAL HOME LOAN MORTGAGE COR 2.5000 20		09/07/2023	Paydown		54,606	54,606	55,604	55,542		(936)		(936)		54,606				904	12/01/2051	1.A	
..3133KN-R9-6	FEDERAL HOME LOAN MORTGAGE COR 3.0000 20		09/07/2023	Paydown		66,072	66,072	68,106	67,962		(1,891)		(1,891)		66,072				1,357	02/01/2052	1.A	
..3140XL-HV-3	FEDERAL NATIONAL MORTGAGE ASSO 6.5000 20		09/07/2023	Paydown		287,757	287,757	296,300			(8,543)		(8,543)		287,757				3,506	05/01/2053	1.A	
..31417G-XL-5	FEDERAL NATIONAL MORTGAGE ASSO 4.0000 20		09/07/2023	Paydown		11,090	11,090	11,563	11,453		(363)		(363)		11,090				295	06/01/2043	1.A	
..64988R-FJ-6	NEW YORK ST MORTGAGE AGENCY 3.7000 2038-		09/29/2023	Call 100		5,000	5,000	5,000	5,000						5,000				184	10/01/2038	1.A FE	
0909999999. Subtotal - Bonds - U.S. Special Revenues						424,524	424,524	436,572	139,957		(11,733)		(11,733)		424,524				6,247	XXX	XXX	
..33768D-AA-2	FIRSTKEY HOMES TRUST FKH_22-SF 3.1000 20		08/17/2023	Paydown		2,212	2,212	2,200	2,212						2,212				46	03/01/2039	1.A FE	
..67647G-AA-0	BAYVIEW FINANCING SBC TRUST BV 4.8590 20		09/22/2023	Paydown		32,888	32,888	32,888	32,873		15		15		32,888				1,134	03/01/2055	1.A FE	
1109999999. Subtotal - Bonds - Industrial and Miscellaneous (Unaffiliated)						35,099	35,099	35,087	35,085		15		15		35,099				1,180	XXX	XXX	
2509999997. Total - Bonds - Part 4						459,731	459,731	471,764	175,149		(11,717)		(11,717)		459,731				7,432	XXX	XXX	
2509999998. Total - Bonds - Part 5						XXX	XXX	XXX	XXX	XXX	XXX	XXX	XXX	XXX	XXX	XXX	XXX	XXX	XXX	XXX	XXX	XXX
2509999999. Total - Bonds						459,731	459,731	471,764	175,149		(11,717)		(11,717)		459,731				7,432	XXX	XXX	
4509999997. Total - Preferred Stocks - Part 4							XXX													XXX	XXX	
4509999998. Total - Preferred Stocks - Part 5						XXX	XXX	XXX	XXX	XXX	XXX	XXX	XXX	XXX	XXX	XXX	XXX	XXX	XXX	XXX	XXX	XXX
4509999999. Total - Preferred Stocks							XXX													XXX	XXX	
5989999997. Total - Common Stocks - Part 4							XXX													XXX	XXX	
5989999998. Total - Common Stocks - Part 5						XXX	XXX	XXX	XXX	XXX	XXX	XXX	XXX	XXX	XXX	XXX	XXX	XXX	XXX	XXX	XXX	XXX
5989999999. Total - Common Stocks							XXX													XXX	XXX	
5999999999. Total - Preferred and Common Stocks							XXX													XXX	XXX	
6009999999 - Totals						459,731	XXX	471,764	175,149		(11,717)		(11,717)		459,731				7,432	XXX	XXX	

E05

STATEMENT AS OF SEPTEMBER 30, 2023 OF THE Metropolitan General Insurance Company

SCHEDULE DB - PART A - SECTION 1

Showing all Options, Caps, Floors, Collars, Swaps and Forwards Open as of Current Statement Date

1	2	3	4	5	6	7	8	9	10	11	12	13	14	15	16	17	18	19	20	21	22	23
Description	Description of Item(s) Hedged, Used for Income Generation or Replicated	Schedule/ Exhibit Identifier	Type(s) of Risk(s) (a)	Exchange, Counterparty or Central Clearinghouse	Trade Date	Date of Maturity or Expiration	Number of Contracts	Notional Amount	Strike Price (Paid)	Cumulative Prior Year's Initial Cost of Hedge (Received)	Current Year's Current Year Income	Book/ Adjusted Carrying Value	Code	Fair Value	Unrealized Valuation Increase/ (Decrease)	Total Foreign Exchange Change in B./A.C.V.	Current Year's (Amortization)/ Accretion	Adjustment to Carrying Value of Hedged Item	Potential Exposure	Credit Quality of Reference Entity	Hedge Effectiveness at Inception and at Quarter-end (b)	
1759999999 - Totals															XXX						XXX	XXX

(a)	Code	Description of Hedged Risk(s)

(b)	Code	Financial or Economic Impact of the Hedge at the End of the Reporting Period

STATEMENT AS OF SEPTEMBER 30, 2023 OF THE Metropolitan General Insurance Company

SCHEDULE DB - PART B - SECTION 1

Futures Contracts Open as of the Current Statement Date

1	2	3	4	5	6	7	8	9	10	11	12	13	14	Highly Effective Hedges			18	19	20	21	22																													
														15	16	17																																		
Ticker Symbol	Number of Contracts	Notional Amount	Description	Description of Item(s) Hedged, Used for Income Generation or Replicated	Schedule/ Exhibit Identifier	Type(s) of Risk(s) (a)	Date of Maturity or Expiration	Exchange	Trade Date	Transaction Price	Reporting Date Price	Fair Value	Book/ Adjusted Carrying Value	Cumulative Variation Margin	Deferred Variation Margin	Change in Variation Margin Gain (Loss) Used to Adjust Basis of Hedged Item	Cumulative Variation Margin for All Other Hedges	Change in Variation Margin Gain (Loss) Recognized in Current Year	Potential Exposure	Hedge Effectiveness at Inception and at Quarter-end (b)	Value of One (1) Point																													
153999999. Subtotal - Long Futures - Hedging Other																																							XXX	XXX										
157999999. Subtotal - Long Futures																																									XXX	XXX								
164999999. Subtotal - Short Futures																																										XXX	XXX							
167999999. Subtotal - SSAP No. 108 Adjustments																																											XXX	XXX						
168999999. Subtotal - Hedging Effective Excluding Variable Annuity Guarantees Under SSAP No.108																																												XXX	XXX					
169999999. Subtotal - Hedging Effective Variable Annuity Guarantees Under SSAP No.108																																													XXX	XXX				
170999999. Subtotal - Hedging Other																																														XXX	XXX			
171999999. Subtotal - Replication																																															XXX	XXX		
172999999. Subtotal - Income Generation																																																XXX	XXX	
173999999. Subtotal - Other																																																	XXX	XXX
174999999. Subtotal - Adjustments for SSAP No. 108 Derivatives																																																	XXX	XXX
175999999 - Totals																																																	XXX	XXX

E07

Broker Name	Beginning Cash Balance	Cumulative Cash Change	Ending Cash Balance
NONE			
Total Net Cash Deposits			

(a)	Code	Description of Hedged Risk(s)

(b)	Code	Financial or Economic Impact of the Hedge at the End of the Reporting Period

Schedule DB - Part D - Section 1 - Counterparty Exposure for Derivative Instruments Open

N O N E

Schedule DB - Part D-Section 2 - Collateral for Derivative Instruments Open - Pledged By

N O N E

Schedule DB - Part D-Section 2 - Collateral for Derivative Instruments Open - Pledged To

N O N E

Schedule DB - Part E - Derivatives Hedging Variable Annuity Guarantees

N O N E

Schedule DL - Part 1 - Reinvested Collateral Assets Owned

N O N E

Schedule DL - Part 2 - Reinvested Collateral Assets Owned

N O N E

