



PROPERTY AND CASUALTY COMPANIES - ASSOCIATION EDITION

ANNUAL STATEMENT

FOR THE YEAR ENDED DECEMBER 31, 2023
OF THE CONDITION AND AFFAIRS OF THE

Amica Property and Casualty Insurance Company

NAIC Group Code 0028 0028 NAIC Company Code 12287 Employer's ID Number 26-0115568
(Current) (Prior)

Organized under the Laws of Rhode Island, State of Domicile or Port of Entry RI
Country of Domicile United States of America

Incorporated/Organized 05/11/2005 Commenced Business 01/01/2006

Statutory Home Office 100 Amica Way, Lincoln, RI, US 02865-1156
(Street and Number) (City or Town, State, Country and Zip Code)

Main Administrative Office 100 Amica Way
(Street and Number)
Lincoln, RI, US 02865-1156 800-652-6422
(City or Town, State, Country and Zip Code) (Area Code) (Telephone Number)

Mail Address P.O. Box 6008, Providence, RI, US 02940-6008
(Street and Number or P.O. Box) (City or Town, State, Country and Zip Code)

Primary Location of Books and Records 100 Amica Way
(Street and Number)
Lincoln, RI, US 02865-1156 800-652-6422
(City or Town, State, Country and Zip Code) (Area Code) (Telephone Number)

Internet Website Address www.amica.com

Statutory Statement Contact Michael Lee Baker, Jr., 800-652-6422-22365
(Name) (Area Code) (Telephone Number)
mbakerjr@amica.com 401-334-3657
(E-mail Address) (FAX Number)

OFFICERS

President and Chief Executive Officer Edmund Shallcross III
Senior Vice President, General Counsel and Secretary Jennifer Ann Morrison #
Senior Vice President, Chief Financial Officer and Treasurer James Parker Loring

OTHER

Susan Fie Chung, Senior Vice President & Chief Investment Officer Peter Ernest Moreau, Senior Vice President & Chief Information Officer Jennifer Ann Morrison, Senior Vice President, General Counsel and Secretary
Theodore Charles Murphy, Chief Operations Officer Anthony Noviello III, Senior Vice President Samuel Charles Palmisano, Senior Vice President
Sean Francis Welch, Senior Vice President

DIRECTORS OR TRUSTEES

Jill Janice Avery Ivy Lynne Brown Debra Ann Canales
Patricia Walsh Chadwick Michael David Jeans Matthew Alexander Lopes, Jr.
Ronald Keith Machtley Peter Michael Marino Debra Marie Paul
Heidi Carter Pearlson # Joan Rodena Robinson-Berry # Edmund Shallcross III
Diane Desmarais Souza

State of Rhode Island SS
County of Providence

The officers of this reporting entity being duly sworn, each depose and say that they are the described officers of said reporting entity, and that on the reporting period stated above, all of the herein described assets were the absolute property of the said reporting entity, free and clear from any liens or claims thereon, except as herein stated, and that this statement, together with related exhibits, schedules and explanations therein contained, annexed or referred to, is a full and true statement of all the assets and liabilities and of the condition and affairs of the said reporting entity as of the reporting period stated above, and of its income and deductions therefrom for the period ended, and have been completed in accordance with the NAIC Annual Statement Instructions and Accounting Practices and Procedures manual except to the extent that: (1) state law may differ; or, (2) that state rules or regulations require differences in reporting not related to accounting practices and procedures, according to the best of their information, knowledge and belief, respectively. Furthermore, the scope of this attestation by the described officers also includes the related corresponding electronic filing with the NAIC, when required, that is an exact copy (except for formatting differences due to electronic filing) of the enclosed statement. The electronic filing may be requested by various regulators in lieu of or in addition to the enclosed statement.

Edmund Shallcross III
President and Chief Executive Officer

Jennifer Ann Morrison
Senior Vice President, General Counsel and Secretary

James Parker Loring
Senior Vice President, Chief Financial Officer and Treasurer

Subscribed and sworn to before me this 7th day of February, 2024

- a. Is this an original filing? Yes [X] No []
b. If no,
1. State the amendment number.....
2. Date filed
3. Number of pages attached.....

Ann Marie Octeau
Notary Public
June 8, 2026



ANNUAL STATEMENT FOR THE YEAR 2023 OF THE AMICA PROPERTY AND CASUALTY INSURANCE COMPANY

EXHIBIT OF PREMIUMS AND LOSSES (Statutory Page 14)

NAIC Group Code 0028

BUSINESS IN THE STATE OF Arizona

DURING THE YEAR 2023

NAIC Company Code 12287

Line of Business	Gross Premiums, Including Policy and Membership Fees, Less Return Premiums and Premiums on Policies not Taken		3 Dividends Paid or Credited to Policyholders on Direct Business	4 Direct Unearned Premium Reserves	5 Direct Losses Paid (deducting salvage)	6 Direct Losses Incurred	7 Direct Losses Unpaid	8 Direct Defense and Cost Containment Expense Paid	9 Direct Defense and Cost Containment Expense Incurred	10 Direct Defense and Cost Containment Expense Unpaid	11 Commissions and Brokerage Expenses	12 Taxes, Licenses and Fees
	1 Direct Premiums Written	2 Direct Premiums Earned										
1. Fire												
2.1 Allied Lines												
2.2 Multiple Peril Crop												
2.3 Federal Flood												
2.4 Private Crop												
2.5 Private Flood												
3. Farmowners Multiple Peril												
4. Homeowners Multiple Peril												
5.1 Commercial Multiple Peril (Non-Liability Portion)												
5.2 Commercial Multiple Peril (Liability Portion)												
6. Mortgage Guaranty												
8. Ocean Marine												
9. Inland Marine												
10. Financial Guaranty												
11.1 Medical Professional Liability - Occurrence												
11.2 Medical Professional Liability - Claims-Made												
12. Earthquake												
13.1 Comprehensive (hospital and medical) ind (b)												
13.2 Comprehensive (hospital and medical) group (b)												
14. Credit A&H (Group and Individual)												
15.1 Vision Only (b)												
15.2 Dental Only (b)												
15.3 Disability Income (b)												
15.4 Medicare Supplement (b)												
15.5 Medicaid Title XIX (b)												
15.6 Medicare Title XVIII (b)												
15.7 Long-Term Care (b)												
15.8 Federal Employees Health Benefits Plan (b)												
15.9 Other Health (b)												
16. Workers' Compensation												
17.1 Other Liability - Occurrence												
17.2 Other Liability - Claims-Made												
17.3 Excess Workers' Compensation												
18.1 Products Liability - Occurrence												
18.2 Products Liability - Claims-Made												
19.1 Private Passenger Auto No-Fault (Personal Injury Protection)												
19.2 Other Private Passenger Auto Liability	331,487	333,679		81,471	300,571	1,034,675	1,036,705	14,906	81,768	105,496		8,057
19.3 Commercial Auto No-Fault (Personal Injury Protection)												
19.4 Other Commercial Auto Liability												
21.1 Private Passenger Auto Physical Damage	226,859	228,071		55,310	138,624	167,790	38,165	4,154	5,515	2,132		5,511
21.2 Commercial Auto Physical Damage												
22. Aircraft (all perils)												
23. Fidelity												
24. Surety												
26. Burglary and Theft												
27. Boiler and Machinery												
28. Credit												
29. International												
30. Warranty												
31. Reins nonproportional assumed property	XXX	XXX	XXX	XXX	XXX	XXX	XXX	XXX	XXX	XXX	XXX	XXX
32. Reins nonproportional assumed liability	XXX	XXX	XXX	XXX	XXX	XXX	XXX	XXX	XXX	XXX	XXX	XXX
33. Reins nonproportional assumed financial lines	XXX	XXX	XXX	XXX	XXX	XXX	XXX	XXX	XXX	XXX	XXX	XXX
34. Aggregate Write-Ins for Other Lines of Business												
35. Total (a)	558,346	561,750		136,781	439,195	1,202,465	1,074,870	19,060	87,283	107,628		13,568
DETAILS OF WRITE-INS												
3401.												
3402.												
3403.												
3498. Summary of remaining write-ins for Line 34 from overflow page												
3499. Totals (Lines 3401 thru 3403 plus 3498)(Line 34 above)												

(a) Finance and service charges not included in Lines 1 to 35 \$ 644

(b) For health business on indicated lines report: Number of persons insured under PPO managed care products and number of persons insured under indemnity only products

19AZ



ANNUAL STATEMENT FOR THE YEAR 2023 OF THE AMICA PROPERTY AND CASUALTY INSURANCE COMPANY

EXHIBIT OF PREMIUMS AND LOSSES (Statutory Page 14)

NAIC Group Code 0028

BUSINESS IN THE STATE OF Colorado

DURING THE YEAR 2023

NAIC Company Code 12287

Line of Business	Gross Premiums, Including Policy and Membership Fees, Less Return Premiums and Premiums on Policies not Taken		3 Dividends Paid or Credited to Policyholders on Direct Business	4 Direct Unearned Premium Reserves	5 Direct Losses Paid (deducting salvage)	6 Direct Losses Incurred	7 Direct Losses Unpaid	8 Direct Defense and Cost Containment Expense Paid	9 Direct Defense and Cost Containment Expense Incurred	10 Direct Defense and Cost Containment Expense Unpaid	11 Commissions and Brokerage Expenses	12 Taxes, Licenses and Fees
	1 Direct Premiums Written	2 Direct Premiums Earned										
1. Fire												
2.1 Allied Lines												
2.2 Multiple Peril Crop												
2.3 Federal Flood												
2.4 Private Crop												
2.5 Private Flood												
3. Farmowners Multiple Peril												
4. Homeowners Multiple Peril												
5.1 Commercial Multiple Peril (Non-Liability Portion)												
5.2 Commercial Multiple Peril (Liability Portion)												
6. Mortgage Guaranty												
8. Ocean Marine												
9. Inland Marine												
10. Financial Guaranty												
11.1 Medical Professional Liability - Occurrence												
11.2 Medical Professional Liability - Claims-Made												
12. Earthquake												
13.1 Comprehensive (hospital and medical) ind (b)												
13.2 Comprehensive (hospital and medical) group (b)												
14. Credit A&H (Group and Individual)												
15.1 Vision Only (b)												
15.2 Dental Only (b)												
15.3 Disability Income (b)												
15.4 Medicare Supplement (b)												
15.5 Medicaid Title XIX (b)												
15.6 Medicare Title XVIII (b)												
15.7 Long-Term Care (b)												
15.8 Federal Employees Health Benefits Plan (b)												
15.9 Other Health (b)												
16. Workers' Compensation												
17.1 Other Liability - Occurrence												
17.2 Other Liability - Claims-Made												
17.3 Excess Workers' Compensation												
18.1 Products Liability - Occurrence												
18.2 Products Liability - Claims-Made												
19.1 Private Passenger Auto No-Fault (Personal Injury Protection)												
19.2 Other Private Passenger Auto Liability	382,173	383,446		91,345	470,689	201,666	713,630	7,230	(23,434)	88,082		8,521
19.3 Commercial Auto No-Fault (Personal Injury Protection)												
19.4 Other Commercial Auto Liability												
21.1 Private Passenger Auto Physical Damage	266,921	275,127		60,316	186,649	193,444	16,314	4,412	5,944	2,330		5,948
21.2 Commercial Auto Physical Damage												
22. Aircraft (all perils)												
23. Fidelity												
24. Surety												
26. Burglary and Theft												
27. Boiler and Machinery												
28. Credit												
29. International												
30. Warranty												
31. Reins nonproportional assumed property	XXX	XXX	XXX	XXX	XXX	XXX	XXX	XXX	XXX	XXX	XXX	XXX
32. Reins nonproportional assumed liability	XXX	XXX	XXX	XXX	XXX	XXX	XXX	XXX	XXX	XXX	XXX	XXX
33. Reins nonproportional assumed financial lines	XXX	XXX	XXX	XXX	XXX	XXX	XXX	XXX	XXX	XXX	XXX	XXX
34. Aggregate Write-Ins for Other Lines of Business												
35. Total (a)	649,094	658,573		151,661	657,338	395,110	729,944	11,642	(17,490)	90,412		14,469
DETAILS OF WRITE-INS												
3401.												
3402.												
3403.												
3498. Summary of remaining write-ins for Line 34 from overflow page												
3499. Totals (Lines 3401 thru 3403 plus 3498)(Line 34 above)												

(a) Finance and service charges not included in Lines 1 to 35 \$ 534

(b) For health business on indicated lines report: Number of persons insured under PPO managed care products and number of persons insured under indemnity only products

19 CO



ANNUAL STATEMENT FOR THE YEAR 2023 OF THE AMICA PROPERTY AND CASUALTY INSURANCE COMPANY

EXHIBIT OF PREMIUMS AND LOSSES (Statutory Page 14)

NAIC Group Code 0028

BUSINESS IN THE STATE OF Connecticut

DURING THE YEAR 2023

NAIC Company Code 12287

Line of Business	Gross Premiums, Including Policy and Membership Fees, Less Return Premiums and Premiums on Policies not Taken		3 Dividends Paid or Credited to Policyholders on Direct Business	4 Direct Unearned Premium Reserves	5 Direct Losses Paid (deducting salvage)	6 Direct Losses Incurred	7 Direct Losses Unpaid	8 Direct Defense and Cost Containment Expense Paid	9 Direct Defense and Cost Containment Expense Incurred	10 Direct Defense and Cost Containment Expense Unpaid	11 Commissions and Brokerage Expenses	12 Taxes, Licenses and Fees
	1 Direct Premiums Written	2 Direct Premiums Earned										
1. Fire												
2.1 Allied Lines												
2.2 Multiple Peril Crop												
2.3 Federal Flood												
2.4 Private Crop												
2.5 Private Flood												
3. Farmowners Multiple Peril												
4. Homeowners Multiple Peril												
5.1 Commercial Multiple Peril (Non-Liability Portion)												
5.2 Commercial Multiple Peril (Liability Portion)												
6. Mortgage Guaranty												
8. Ocean Marine												
9. Inland Marine												
10. Financial Guaranty												
11.1 Medical Professional Liability - Occurrence												
11.2 Medical Professional Liability - Claims-Made												
12. Earthquake												
13.1 Comprehensive (hospital and medical) ind (b)												
13.2 Comprehensive (hospital and medical) group (b)												
14. Credit A&H (Group and Individual)												
15.1 Vision Only (b)												
15.2 Dental Only (b)												
15.3 Disability Income (b)												
15.4 Medicare Supplement (b)												
15.5 Medicaid Title XIX (b)												
15.6 Medicare Title XVIII (b)												
15.7 Long-Term Care (b)												
15.8 Federal Employees Health Benefits Plan (b)												
15.9 Other Health (b)												
16. Workers' Compensation												
17.1 Other Liability - Occurrence												
17.2 Other Liability - Claims-Made												
17.3 Excess Workers' Compensation												
18.1 Products Liability - Occurrence												
18.2 Products Liability - Claims-Made												
19.1 Private Passenger Auto No-Fault (Personal Injury Protection)												
19.2 Other Private Passenger Auto Liability	1,257,641	1,150,108		358,349	1,042,312	102,211	608,569	47,056	(55,585)	73,355		26,483
19.3 Commercial Auto No-Fault (Personal Injury Protection)												
19.4 Other Commercial Auto Liability												
21.1 Private Passenger Auto Physical Damage	709,646	647,638		200,411	548,176	562,613	45,226	14,262	16,045	4,482		14,949
21.2 Commercial Auto Physical Damage												
22. Aircraft (all perils)												
23. Fidelity												
24. Surety												
26. Burglary and Theft												
27. Boiler and Machinery												
28. Credit												
29. International												
30. Warranty												
31. Reins nonproportional assumed property	XXX	XXX	XXX	XXX	XXX	XXX	XXX	XXX	XXX	XXX	XXX	XXX
32. Reins nonproportional assumed liability	XXX	XXX	XXX	XXX	XXX	XXX	XXX	XXX	XXX	XXX	XXX	XXX
33. Reins nonproportional assumed financial lines	XXX	XXX	XXX	XXX	XXX	XXX	XXX	XXX	XXX	XXX	XXX	XXX
34. Aggregate Write-Ins for Other Lines of Business												
35. Total (a)	1,967,287	1,797,746		558,760	1,590,488	664,824	653,795	61,318	(39,540)	77,837		41,432
DETAILS OF WRITE-INS												
3401.												
3402.												
3403.												
3498. Summary of remaining write-ins for Line 34 from overflow page												
3499. Totals (Lines 3401 thru 3403 plus 3498)(Line 34 above)												

(a) Finance and service charges not included in Lines 1 to 35 \$ 2,593

(b) For health business on indicated lines report: Number of persons insured under PPO managed care products and number of persons insured under indemnity only products

19 CT



ANNUAL STATEMENT FOR THE YEAR 2023 OF THE AMICA PROPERTY AND CASUALTY INSURANCE COMPANY

EXHIBIT OF PREMIUMS AND LOSSES (Statutory Page 14)

NAIC Group Code 0028

BUSINESS IN THE STATE OF Florida

DURING THE YEAR 2023

NAIC Company Code 12287

Table with 12 columns: Line of Business, Direct Premiums Written, Direct Premiums Earned, Dividends Paid or Credited to Policyholders on Direct Business, Direct Unearned Premium Reserves, Direct Losses Paid (deducting salvage), Direct Losses Incurred, Direct Losses Unpaid, Direct Defense and Cost Containment Expense Paid, Direct Defense and Cost Containment Expense Incurred, Direct Defense and Cost Containment Expense Unpaid, Commissions and Brokerage Expenses, Taxes, Licenses and Fees. Rows include Fire, Multiple Peril Crop, Federal Flood, Private Crop, Private Flood, Farmowners Multiple Peril, Homeowners Multiple Peril, Commercial Multiple Peril (Non-Liability Portion), Commercial Multiple Peril (Liability Portion), Mortgage Guaranty, Ocean Marine, Inland Marine, Financial Guaranty, Medical Professional Liability - Occurrence, Medical Professional Liability - Claims-Made, Earthquake, Comprehensive (hospital and medical) ind (b), Comprehensive (hospital and medical) group (b), Credit A&H (Group and Individual), Vision Only (b), Dental Only (b), Disability Income (b), Medicare Supplement (b), Medicaid Title XIX (b), Medicare Title XVIII (b), Long-Term Care (b), Federal Employees Health Benefits Plan (b), Other Health (b), Workers' Compensation, Other Liability - Occurrence, Other Liability - Claims-Made, Excess Workers' Compensation, Products Liability - Occurrence, Products Liability - Claims-Made, Private Passenger Auto No-Fault (Personal Injury Protection), Other Private Passenger Auto Liability, Commercial Auto No-Fault (Personal Injury Protection), Other Commercial Auto Liability, Private Passenger Auto Physical Damage, Commercial Auto Physical Damage, Aircraft (all perils), Fidelity, Surety, Burglary and Theft, Boiler and Machinery, Credit, International, Warranty, Reins nonproportional assumed property, Reins nonproportional assumed liability, Reins nonproportional assumed financial lines, Aggregate Write-Ins for Other Lines of Business, Total (a), and DETAILS OF WRITE-INS (3401-3403, 3498, 3499).

(a) Finance and service charges not included in Lines 1 to 35 \$ 576

(b) For health business on indicated lines report: Number of persons insured under PPO managed care products and number of persons insured under indemnity only products

19 FL



ANNUAL STATEMENT FOR THE YEAR 2023 OF THE AMICA PROPERTY AND CASUALTY INSURANCE COMPANY

EXHIBIT OF PREMIUMS AND LOSSES (Statutory Page 14)

NAIC Group Code 0028

BUSINESS IN THE STATE OF Georgia

DURING THE YEAR 2023

NAIC Company Code 12287

Table with 12 columns: Line of Business, Direct Premiums Written, Direct Premiums Earned, Dividends Paid or Credited to Policyholders on Direct Business, Direct Unearned Premium Reserves, Direct Losses Paid (deducting salvage), Direct Losses Incurred, Direct Losses Unpaid, Direct Defense and Cost Containment Expense Paid, Direct Defense and Cost Containment Expense Incurred, Direct Defense and Cost Containment Expense Unpaid, Commissions and Brokerage Expenses, Taxes, Licenses and Fees. Rows include various insurance lines like Fire, Multiple Peril Crop, Federal Flood, etc., ending with a Total (a) row.

(a) Finance and service charges not included in Lines 1 to 35 \$ 2,370

(b) For health business on indicated lines report: Number of persons insured under PPO managed care products and number of persons insured under indemnity only products

19 GA



ANNUAL STATEMENT FOR THE YEAR 2023 OF THE AMICA PROPERTY AND CASUALTY INSURANCE COMPANY

EXHIBIT OF PREMIUMS AND LOSSES (Statutory Page 14)

NAIC Group Code 0028

BUSINESS IN THE STATE OF Illinois

DURING THE YEAR 2023

NAIC Company Code 12287

Table with 12 columns: Line of Business, Direct Premiums Written, Direct Premiums Earned, Dividends Paid or Credited to Policyholders on Direct Business, Direct Unearned Premium Reserves, Direct Losses Paid (deducting salvage), Direct Losses Incurred, Direct Losses Unpaid, Direct Defense and Cost Containment Expense Paid, Direct Defense and Cost Containment Expense Incurred, Direct Defense and Cost Containment Expense Unpaid, Commissions and Brokerage Expenses, Taxes, Licenses and Fees. Rows include various insurance lines like Fire, Multiple Peril Crop, Federal Flood, etc., and a Total (a) row.

(a) Finance and service charges not included in Lines 1 to 35 \$ 273

(b) For health business on indicated lines report: Number of persons insured under PPO managed care products and number of persons insured under indemnity only products

19.1L



ANNUAL STATEMENT FOR THE YEAR 2023 OF THE AMICA PROPERTY AND CASUALTY INSURANCE COMPANY

EXHIBIT OF PREMIUMS AND LOSSES (Statutory Page 14)

NAIC Group Code 0028

BUSINESS IN THE STATE OF Indiana

DURING THE YEAR 2023

NAIC Company Code 12287

Table with 12 columns: Line of Business, Direct Premiums Written, Direct Premiums Earned, Dividends Paid or Credited to Policyholders on Direct Business, Direct Unearned Premium Reserves, Direct Losses Paid (deducting salvage), Direct Losses Incurred, Direct Losses Unpaid, Direct Defense and Cost Containment Expense Paid, Direct Defense and Cost Containment Expense Incurred, Direct Defense and Cost Containment Expense Unpaid, Commissions and Brokerage Expenses, Taxes, Licenses and Fees. Rows include Fire, Multiple Peril Crop, Federal Flood, Private Crop, Private Flood, Farmowners Multiple Peril, Homeowners Multiple Peril, Commercial Multiple Peril (Non-Liability Portion), Commercial Multiple Peril (Liability Portion), Mortgage Guaranty, Ocean Marine, Inland Marine, Financial Guaranty, Medical Professional Liability - Occurrence, Medical Professional Liability - Claims-Made, Earthquake, Comprehensive (hospital and medical) ind (b), Comprehensive (hospital and medical) group (b), Credit A&H (Group and Individual), Vision Only (b), Dental Only (b), Disability Income (b), Medicare Supplement (b), Medicaid Title XIX (b), Medicare Title XVIII (b), Long-Term Care (b), Federal Employees Health Benefits Plan (b), Other Health (b), Workers' Compensation, Other Liability - Occurrence, Other Liability - Claims-Made, Excess Workers' Compensation, Products Liability - Occurrence, Products Liability - Claims-Made, Private Passenger Auto No-Fault (Personal Injury Protection), Other Private Passenger Auto Liability, Commercial Auto No-Fault (Personal Injury Protection), Other Commercial Auto Liability, Private Passenger Auto Physical Damage, Commercial Auto Physical Damage, Aircraft (all perils), Fidelity, Surety, Burglary and Theft, Boiler and Machinery, Credit, International, Warranty, Reins nonproportional assumed property, Reins nonproportional assumed liability, Reins nonproportional assumed financial lines, Aggregate Write-Ins for Other Lines of Business, Total (a), and DETAILS OF WRITE-INS (3401-3403, 3498, 3499).

(a) Finance and service charges not included in Lines 1 to 35 \$ 183

(b) For health business on indicated lines report: Number of persons insured under PPO managed care products and number of persons insured under indemnity only products

19.IN



ANNUAL STATEMENT FOR THE YEAR 2023 OF THE AMICA PROPERTY AND CASUALTY INSURANCE COMPANY

EXHIBIT OF PREMIUMS AND LOSSES (Statutory Page 14)

NAIC Group Code 0028

BUSINESS IN THE STATE OF Kentucky

DURING THE YEAR 2023

NAIC Company Code 12287

Line of Business	Gross Premiums, Including Policy and Membership Fees, Less Return Premiums and Premiums on Policies not Taken		3 Dividends Paid or Credited to Policyholders on Direct Business	4 Direct Unearned Premium Reserves	5 Direct Losses Paid (deducting salvage)	6 Direct Losses Incurred	7 Direct Losses Unpaid	8 Direct Defense and Cost Containment Expense Paid	9 Direct Defense and Cost Containment Expense Incurred	10 Direct Defense and Cost Containment Expense Unpaid	11 Commissions and Brokerage Expenses	12 Taxes, Licenses and Fees
	1 Direct Premiums Written	2 Direct Premiums Earned										
1. Fire												
2.1 Allied Lines												
2.2 Multiple Peril Crop												
2.3 Federal Flood												
2.4 Private Crop												
2.5 Private Flood												
3. Farmowners Multiple Peril												
4. Homeowners Multiple Peril												
5.1 Commercial Multiple Peril (Non-Liability Portion)												
5.2 Commercial Multiple Peril (Liability Portion)												
6. Mortgage Guaranty												
8. Ocean Marine												
9. Inland Marine												
10. Financial Guaranty												
11.1 Medical Professional Liability - Occurrence												
11.2 Medical Professional Liability - Claims-Made												
12. Earthquake												
13.1 Comprehensive (hospital and medical) ind (b)												
13.2 Comprehensive (hospital and medical) group (b)												
14. Credit A&H (Group and Individual)												
15.1 Vision Only (b)												
15.2 Dental Only (b)												
15.3 Disability Income (b)												
15.4 Medicare Supplement (b)												
15.5 Medicaid Title XIX (b)												
15.6 Medicare Title XVIII (b)												
15.7 Long-Term Care (b)												
15.8 Federal Employees Health Benefits Plan (b)												
15.9 Other Health (b)												
16. Workers' Compensation												
17.1 Other Liability - Occurrence												
17.2 Other Liability - Claims-Made												
17.3 Excess Workers' Compensation												
18.1 Products Liability - Occurrence												
18.2 Products Liability - Claims-Made												
19.1 Private Passenger Auto No-Fault (Personal Injury Protection)	4,611	3,511		1,623	(263)	(2,276)	17,701		1,810	4,842		136
19.2 Other Private Passenger Auto Liability	23,805	20,038		7,190		18,207	18,207	14	1,707	1,693		693
19.3 Commercial Auto No-Fault (Personal Injury Protection)												
19.4 Other Commercial Auto Liability												
21.1 Private Passenger Auto Physical Damage	9,144	8,489		2,344	(2,727)	(2,727)		364	364			265
21.2 Commercial Auto Physical Damage												
22. Aircraft (all perils)												
23. Fidelity												
24. Surety												
26. Burglary and Theft												
27. Boiler and Machinery												
28. Credit												
29. International												
30. Warranty												
31. Reins nonproportional assumed property	XXX	XXX	XXX	XXX	XXX	XXX	XXX	XXX	XXX	XXX	XXX	XXX
32. Reins nonproportional assumed liability	XXX	XXX	XXX	XXX	XXX	XXX	XXX	XXX	XXX	XXX	XXX	XXX
33. Reins nonproportional assumed financial lines	XXX	XXX	XXX	XXX	XXX	XXX	XXX	XXX	XXX	XXX	XXX	XXX
34. Aggregate Write-Ins for Other Lines of Business												
35. Total (a)	37,560	32,038		11,157	(2,990)	13,204	35,908	378	3,881	6,535		1,094
DETAILS OF WRITE-INS												
3401.												
3402.												
3403.												
3498. Summary of remaining write-ins for Line 34 from overflow page												
3499. Totals (Lines 3401 thru 3403 plus 3498)(Line 34 above)												

(a) Finance and service charges not included in Lines 1 to 35 \$ 33

(b) For health business on indicated lines report: Number of persons insured under PPO managed care products and number of persons insured under indemnity only products

19 KY



ANNUAL STATEMENT FOR THE YEAR 2023 OF THE AMICA PROPERTY AND CASUALTY INSURANCE COMPANY

EXHIBIT OF PREMIUMS AND LOSSES (Statutory Page 14)

NAIC Group Code 0028

BUSINESS IN THE STATE OF Maine

DURING THE YEAR 2023

NAIC Company Code 12287

Table with 12 columns: Line of Business, Direct Premiums Written, Direct Premiums Earned, Dividends Paid or Credited to Policyholders on Direct Business, Direct Unearned Premium Reserves, Direct Losses Paid (deducting salvage), Direct Losses Incurred, Direct Losses Unpaid, Direct Defense and Cost Containment Expense Paid, Direct Defense and Cost Containment Expense Incurred, Direct Defense and Cost Containment Expense Unpaid, Commissions and Brokerage Expenses, Taxes, Licenses and Fees. Rows include various insurance lines like Fire, Multiple Peril Crop, Federal Flood, etc., and a Total (a) row.

(a) Finance and service charges not included in Lines 1 to 35 \$ 276

(b) For health business on indicated lines report: Number of persons insured under PPO managed care products and number of persons insured under indemnity only products

19 ME



ANNUAL STATEMENT FOR THE YEAR 2023 OF THE AMICA PROPERTY AND CASUALTY INSURANCE COMPANY

EXHIBIT OF PREMIUMS AND LOSSES (Statutory Page 14)

NAIC Group Code 0028

BUSINESS IN THE STATE OF Maryland

DURING THE YEAR 2023

NAIC Company Code 12287

Table with 12 columns: Line of Business, Direct Premiums Written, Direct Premiums Earned, Dividends Paid or Credited to Policyholders on Direct Business, Direct Unearned Premium Reserves, Direct Losses Paid (deducting salvage), Direct Losses Incurred, Direct Losses Unpaid, Direct Defense and Cost Containment Expense Paid, Direct Defense and Cost Containment Expense Incurred, Direct Defense and Cost Containment Expense Unpaid, Commissions and Brokerage Expenses, Taxes, Licenses and Fees. Rows include various insurance lines like Fire, Multiple Peril Crop, Federal Flood, etc., and a Total (a) row.

(a) Finance and service charges not included in Lines 1 to 35 \$ 1,100

(b) For health business on indicated lines report: Number of persons insured under PPO managed care products and number of persons insured under indemnity only products

19 MD



ANNUAL STATEMENT FOR THE YEAR 2023 OF THE AMICA PROPERTY AND CASUALTY INSURANCE COMPANY

EXHIBIT OF PREMIUMS AND LOSSES (Statutory Page 14)

NAIC Group Code 0028

BUSINESS IN THE STATE OF Massachusetts

DURING THE YEAR 2023

NAIC Company Code 12287

Line of Business	Gross Premiums, Including Policy and Membership Fees, Less Return Premiums and Premiums on Policies not Taken		3 Dividends Paid or Credited to Policyholders on Direct Business	4 Direct Unearned Premium Reserves	5 Direct Losses Paid (deducting salvage)	6 Direct Losses Incurred	7 Direct Losses Unpaid	8 Direct Defense and Cost Containment Expense Paid	9 Direct Defense and Cost Containment Expense Incurred	10 Direct Defense and Cost Containment Expense Unpaid	11 Commissions and Brokerage Expenses	12 Taxes, Licenses and Fees
	1 Direct Premiums Written	2 Direct Premiums Earned										
1. Fire												
2.1 Allied Lines												
2.2 Multiple Peril Crop												
2.3 Federal Flood												
2.4 Private Crop												
2.5 Private Flood												
3. Farmowners Multiple Peril												
4. Homeowners Multiple Peril												
5.1 Commercial Multiple Peril (Non-Liability Portion)												
5.2 Commercial Multiple Peril (Liability Portion)												
6. Mortgage Guaranty												
8. Ocean Marine												
9. Inland Marine												
10. Financial Guaranty												
11.1 Medical Professional Liability - Occurrence												
11.2 Medical Professional Liability - Claims-Made												
12. Earthquake												
13.1 Comprehensive (hospital and medical) ind (b)												
13.2 Comprehensive (hospital and medical) group (b)												
14. Credit A&H (Group and Individual)												
15.1 Vision Only (b)												
15.2 Dental Only (b)												
15.3 Disability Income (b)												
15.4 Medicare Supplement (b)												
15.5 Medicaid Title XIX (b)												
15.6 Medicare Title XVIII (b)												
15.7 Long-Term Care (b)												
15.8 Federal Employees Health Benefits Plan (b)												
15.9 Other Health (b)												
16. Workers' Compensation												
17.1 Other Liability - Occurrence												
17.2 Other Liability - Claims-Made												
17.3 Excess Workers' Compensation												
18.1 Products Liability - Occurrence												
18.2 Products Liability - Claims-Made												
19.1 Private Passenger Auto No-Fault (Personal Injury Protection)	359,563	286,476		208,946	315,333	575,483	534,246	(2,440)	95,289	139,881		9,127
19.2 Other Private Passenger Auto Liability	4,460,569	3,509,650		2,582,629	1,937,900	2,599,177	2,025,668	52,998	113,902	199,403		113,255
19.3 Commercial Auto No-Fault (Personal Injury Protection)												
19.4 Other Commercial Auto Liability												
21.1 Private Passenger Auto Physical Damage	3,137,507	2,383,503		1,785,602	2,873,343	3,158,532	490,414	85,704	96,674	29,211		79,661
21.2 Commercial Auto Physical Damage												
22. Aircraft (all perils)												
23. Fidelity												
24. Surety												
26. Burglary and Theft												
27. Boiler and Machinery												
28. Credit												
29. International												
30. Warranty												
31. Reins nonproportional assumed property	XXX	XXX	XXX	XXX	XXX	XXX	XXX	XXX	XXX	XXX	XXX	XXX
32. Reins nonproportional assumed liability	XXX	XXX	XXX	XXX	XXX	XXX	XXX	XXX	XXX	XXX	XXX	XXX
33. Reins nonproportional assumed financial lines	XXX	XXX	XXX	XXX	XXX	XXX	XXX	XXX	XXX	XXX	XXX	XXX
34. Aggregate Write-Ins for Other Lines of Business												
35. Total (a)	7,957,639	6,179,629		4,577,177	5,126,576	6,333,192	3,050,328	136,262	305,865	368,495		202,043
DETAILS OF WRITE-INS												
3401.												
3402.												
3403.												
3498. Summary of remaining write-ins for Line 34 from overflow page												
3499. Totals (Lines 3401 thru 3403 plus 3498)(Line 34 above)												

(a) Finance and service charges not included in Lines 1 to 35 \$ 25,764

(b) For health business on indicated lines report: Number of persons insured under PPO managed care products and number of persons insured under indemnity only products

19 MA



ANNUAL STATEMENT FOR THE YEAR 2023 OF THE AMICA PROPERTY AND CASUALTY INSURANCE COMPANY

EXHIBIT OF PREMIUMS AND LOSSES (Statutory Page 14)

NAIC Group Code 0028

BUSINESS IN THE STATE OF Michigan

DURING THE YEAR 2023

NAIC Company Code 12287

Line of Business	Gross Premiums, Including Policy and Membership Fees, Less Return Premiums and Premiums on Policies not Taken		3 Dividends Paid or Credited to Policyholders on Direct Business	4 Direct Unearned Premium Reserves	5 Direct Losses Paid (deducting salvage)	6 Direct Losses Incurred	7 Direct Losses Unpaid	8 Direct Defense and Cost Containment Expense Paid	9 Direct Defense and Cost Containment Expense Incurred	10 Direct Defense and Cost Containment Expense Unpaid	11 Commissions and Brokerage Expenses	12 Taxes, Licenses and Fees
	1 Direct Premiums Written	2 Direct Premiums Earned										
1. Fire												
2.1 Allied Lines												
2.2 Multiple Peril Crop												
2.3 Federal Flood												
2.4 Private Crop												
2.5 Private Flood												
3. Farmowners Multiple Peril												
4. Homeowners Multiple Peril												
5.1 Commercial Multiple Peril (Non-Liability Portion)												
5.2 Commercial Multiple Peril (Liability Portion)												
6. Mortgage Guaranty												
8. Ocean Marine												
9. Inland Marine												
10. Financial Guaranty												
11.1 Medical Professional Liability - Occurrence												
11.2 Medical Professional Liability - Claims-Made												
12. Earthquake												
13.1 Comprehensive (hospital and medical) ind (b)												
13.2 Comprehensive (hospital and medical) group (b)												
14. Credit A&H (Group and Individual)												
15.1 Vision Only (b)												
15.2 Dental Only (b)												
15.3 Disability Income (b)												
15.4 Medicare Supplement (b)												
15.5 Medicaid Title XIX (b)												
15.6 Medicare Title XVIII (b)												
15.7 Long-Term Care (b)												
15.8 Federal Employees Health Benefits Plan (b)												
15.9 Other Health (b)												
16. Workers' Compensation												
17.1 Other Liability - Occurrence												
17.2 Other Liability - Claims-Made												
17.3 Excess Workers' Compensation												
18.1 Products Liability - Occurrence												
18.2 Products Liability - Claims-Made												
19.1 Private Passenger Auto No-Fault (Personal Injury Protection)												
19.2 Other Private Passenger Auto Liability												
19.3 Commercial Auto No-Fault (Personal Injury Protection)												
19.4 Other Commercial Auto Liability												
21.1 Private Passenger Auto Physical Damage												537
21.2 Commercial Auto Physical Damage												
22. Aircraft (all perils)												
23. Fidelity												
24. Surety												
26. Burglary and Theft												
27. Boiler and Machinery												
28. Credit												
29. International												
30. Warranty												
31. Reins nonproportional assumed property	XXX	XXX	XXX	XXX	XXX	XXX	XXX	XXX	XXX	XXX	XXX	XXX
32. Reins nonproportional assumed liability	XXX	XXX	XXX	XXX	XXX	XXX	XXX	XXX	XXX	XXX	XXX	XXX
33. Reins nonproportional assumed financial lines	XXX	XXX	XXX	XXX	XXX	XXX	XXX	XXX	XXX	XXX	XXX	XXX
34. Aggregate Write-Ins for Other Lines of Business												
35. Total (a)												537
DETAILS OF WRITE-INS												
3401.												
3402.												
3403.												
3498. Summary of remaining write-ins for Line 34 from overflow page												
3499. Totals (Lines 3401 thru 3403 plus 3498)(Line 34 above)												

(a) Finance and service charges not included in Lines 1 to 35 \$

(b) For health business on indicated lines report: Number of persons insured under PPO managed care products and number of persons insured under indemnity only products

19.MI



ANNUAL STATEMENT FOR THE YEAR 2023 OF THE AMICA PROPERTY AND CASUALTY INSURANCE COMPANY

EXHIBIT OF PREMIUMS AND LOSSES (Statutory Page 14)

NAIC Group Code 0028

BUSINESS IN THE STATE OF Minnesota

DURING THE YEAR 2023

NAIC Company Code 12287

Line of Business	Gross Premiums, Including Policy and Membership Fees, Less Return Premiums and Premiums on Policies not Taken		3 Dividends Paid or Credited to Policyholders on Direct Business	4 Direct Unearned Premium Reserves	5 Direct Losses Paid (deducting salvage)	6 Direct Losses Incurred	7 Direct Losses Unpaid	8 Direct Defense and Cost Containment Expense Paid	9 Direct Defense and Cost Containment Expense Incurred	10 Direct Defense and Cost Containment Expense Unpaid	11 Commissions and Brokerage Expenses	12 Taxes, Licenses and Fees
	1 Direct Premiums Written	2 Direct Premiums Earned										
1. Fire												
2.1 Allied Lines												
2.2 Multiple Peril Crop												
2.3 Federal Flood												
2.4 Private Crop												
2.5 Private Flood												
3. Farmowners Multiple Peril												
4. Homeowners Multiple Peril												
5.1 Commercial Multiple Peril (Non-Liability Portion)												
5.2 Commercial Multiple Peril (Liability Portion)												
6. Mortgage Guaranty												
8. Ocean Marine												
9. Inland Marine												
10. Financial Guaranty												
11.1 Medical Professional Liability - Occurrence												
11.2 Medical Professional Liability - Claims-Made												
12. Earthquake												
13.1 Comprehensive (hospital and medical) ind (b)												
13.2 Comprehensive (hospital and medical) group (b)												
14. Credit A&H (Group and Individual)												
15.1 Vision Only (b)												
15.2 Dental Only (b)												
15.3 Disability Income (b)												
15.4 Medicare Supplement (b)												
15.5 Medicaid Title XIX (b)												
15.6 Medicare Title XVIII (b)												
15.7 Long-Term Care (b)												
15.8 Federal Employees Health Benefits Plan (b)												
15.9 Other Health (b)												
16. Workers' Compensation												
17.1 Other Liability - Occurrence												
17.2 Other Liability - Claims-Made												
17.3 Excess Workers' Compensation												
18.1 Products Liability - Occurrence												
18.2 Products Liability - Claims-Made												
19.1 Private Passenger Auto No-Fault (Personal Injury Protection)	56,076	58,062		12,779	104,324	150,470	86,651	231	16,611	22,610		1,717
19.2 Other Private Passenger Auto Liability	148,689	154,816		32,740	70,944	251,740	248,506	415	15,563	20,956		4,545
19.3 Commercial Auto No-Fault (Personal Injury Protection)												
19.4 Other Commercial Auto Liability												
21.1 Private Passenger Auto Physical Damage	126,694	125,699		31,304	112,737	119,912	25,847	6,131	8,965	4,471		3,874
21.2 Commercial Auto Physical Damage												
22. Aircraft (all perils)												
23. Fidelity												
24. Surety												
26. Burglary and Theft												
27. Boiler and Machinery												
28. Credit												
29. International												
30. Warranty												
31. Reins nonproportional assumed property	XXX	XXX	XXX	XXX	XXX	XXX	XXX	XXX	XXX	XXX	XXX	XXX
32. Reins nonproportional assumed liability	XXX	XXX	XXX	XXX	XXX	XXX	XXX	XXX	XXX	XXX	XXX	XXX
33. Reins nonproportional assumed financial lines	XXX	XXX	XXX	XXX	XXX	XXX	XXX	XXX	XXX	XXX	XXX	XXX
34. Aggregate Write-Ins for Other Lines of Business												
35. Total (a)	331,459	338,577		76,823	288,005	522,122	361,004	6,777	41,139	48,037		10,136
DETAILS OF WRITE-INS												
3401.												
3402.												
3403.												
3498. Summary of remaining write-ins for Line 34 from overflow page												
3499. Totals (Lines 3401 thru 3403 plus 3498)(Line 34 above)												

(a) Finance and service charges not included in Lines 1 to 35 \$ 426

(b) For health business on indicated lines report: Number of persons insured under PPO managed care products and number of persons insured under indemnity only products

19 JUN



ANNUAL STATEMENT FOR THE YEAR 2023 OF THE AMICA PROPERTY AND CASUALTY INSURANCE COMPANY

EXHIBIT OF PREMIUMS AND LOSSES (Statutory Page 14)

NAIC Group Code 0028

BUSINESS IN THE STATE OF Nevada

DURING THE YEAR 2023

NAIC Company Code 12287

Line of Business	Gross Premiums, Including Policy and Membership Fees, Less Return Premiums and Premiums on Policies not Taken		3 Dividends Paid or Credited to Policyholders on Direct Business	4 Direct Unearned Premium Reserves	5 Direct Losses Paid (deducting salvage)	6 Direct Losses Incurred	7 Direct Losses Unpaid	8 Direct Defense and Cost Containment Expense Paid	9 Direct Defense and Cost Containment Expense Incurred	10 Direct Defense and Cost Containment Expense Unpaid	11 Commissions and Brokerage Expenses	12 Taxes, Licenses and Fees
	1 Direct Premiums Written	2 Direct Premiums Earned										
1. Fire												
2.1 Allied Lines												
2.2 Multiple Peril Crop												
2.3 Federal Flood												
2.4 Private Crop												
2.5 Private Flood												
3. Farmowners Multiple Peril												
4. Homeowners Multiple Peril												
5.1 Commercial Multiple Peril (Non-Liability Portion)												
5.2 Commercial Multiple Peril (Liability Portion)												
6. Mortgage Guaranty												
8. Ocean Marine												
9. Inland Marine												
10. Financial Guaranty												
11.1 Medical Professional Liability - Occurrence												
11.2 Medical Professional Liability - Claims-Made												
12. Earthquake												
13.1 Comprehensive (hospital and medical) ind (b)												
13.2 Comprehensive (hospital and medical) group (b)												
14. Credit A&H (Group and Individual)												
15.1 Vision Only (b)												
15.2 Dental Only (b)												
15.3 Disability Income (b)												
15.4 Medicare Supplement (b)												
15.5 Medicaid Title XIX (b)												
15.6 Medicare Title XVIII (b)												
15.7 Long-Term Care (b)												
15.8 Federal Employees Health Benefits Plan (b)												
15.9 Other Health (b)												
16. Workers' Compensation												
17.1 Other Liability - Occurrence												
17.2 Other Liability - Claims-Made												
17.3 Excess Workers' Compensation												
18.1 Products Liability - Occurrence												
18.2 Products Liability - Claims-Made												
19.1 Private Passenger Auto No-Fault (Personal Injury Protection)												
19.2 Other Private Passenger Auto Liability	109,472	94,779		35,865	105,544	138,288	60,145	145	3,132	6,417		13,031
19.3 Commercial Auto No-Fault (Personal Injury Protection)												
19.4 Other Commercial Auto Liability												
21.1 Private Passenger Auto Physical Damage	52,795	46,640		15,787	9,816	26,414	20,921	280	877	956		6,274
21.2 Commercial Auto Physical Damage												
22. Aircraft (all perils)												
23. Fidelity												
24. Surety												
26. Burglary and Theft												
27. Boiler and Machinery												
28. Credit												
29. International												
30. Warranty												
31. Reins nonproportional assumed property	XXX	XXX	XXX	XXX	XXX	XXX	XXX	XXX	XXX	XXX	XXX	XXX
32. Reins nonproportional assumed liability	XXX	XXX	XXX	XXX	XXX	XXX	XXX	XXX	XXX	XXX	XXX	XXX
33. Reins nonproportional assumed financial lines	XXX	XXX	XXX	XXX	XXX	XXX	XXX	XXX	XXX	XXX	XXX	XXX
34. Aggregate Write-Ins for Other Lines of Business												
35. Total (a)	162,267	141,419		51,652	115,360	164,702	81,066	425	4,009	7,373		19,305
DETAILS OF WRITE-INS												
3401.												
3402.												
3403.												
3498. Summary of remaining write-ins for Line 34 from overflow page												
3499. Totals (Lines 3401 thru 3403 plus 3498)(Line 34 above)												

(a) Finance and service charges not included in Lines 1 to 35 \$ 159

(b) For health business on indicated lines report: Number of persons insured under PPO managed care products and number of persons insured under indemnity only products

19 NV



ANNUAL STATEMENT FOR THE YEAR 2023 OF THE AMICA PROPERTY AND CASUALTY INSURANCE COMPANY

EXHIBIT OF PREMIUMS AND LOSSES (Statutory Page 14)

NAIC Group Code 0028

BUSINESS IN THE STATE OF New Hampshire

DURING THE YEAR 2023

NAIC Company Code 12287

Line of Business	Gross Premiums, Including Policy and Membership Fees, Less Return Premiums and Premiums on Policies not Taken		3 Dividends Paid or Credited to Policyholders on Direct Business	4 Direct Unearned Premium Reserves	5 Direct Losses Paid (deducting salvage)	6 Direct Losses Incurred	7 Direct Losses Unpaid	8 Direct Defense and Cost Containment Expense Paid	9 Direct Defense and Cost Containment Expense Incurred	10 Direct Defense and Cost Containment Expense Unpaid	11 Commissions and Brokerage Expenses	12 Taxes, Licenses and Fees
	1 Direct Premiums Written	2 Direct Premiums Earned										
1. Fire												
2.1 Allied Lines												
2.2 Multiple Peril Crop												
2.3 Federal Flood												
2.4 Private Crop												
2.5 Private Flood												
3. Farmowners Multiple Peril												
4. Homeowners Multiple Peril												
5.1 Commercial Multiple Peril (Non-Liability Portion)												
5.2 Commercial Multiple Peril (Liability Portion)												
6. Mortgage Guaranty												
8. Ocean Marine												
9. Inland Marine												
10. Financial Guaranty												
11.1 Medical Professional Liability - Occurrence												
11.2 Medical Professional Liability - Claims-Made												
12. Earthquake												
13.1 Comprehensive (hospital and medical) ind (b)												
13.2 Comprehensive (hospital and medical) group (b)												
14. Credit A&H (Group and Individual)												
15.1 Vision Only (b)												
15.2 Dental Only (b)												
15.3 Disability Income (b)												
15.4 Medicare Supplement (b)												
15.5 Medicaid Title XIX (b)												
15.6 Medicare Title XVIII (b)												
15.7 Long-Term Care (b)												
15.8 Federal Employees Health Benefits Plan (b)												
15.9 Other Health (b)												
16. Workers' Compensation												
17.1 Other Liability - Occurrence												
17.2 Other Liability - Claims-Made												
17.3 Excess Workers' Compensation												
18.1 Products Liability - Occurrence												
18.2 Products Liability - Claims-Made												
19.1 Private Passenger Auto No-Fault (Personal Injury Protection)												
19.2 Other Private Passenger Auto Liability	300,585	276,067		82,318	188,924	216,691	71,533	2,691	3,284	4,466		6,656
19.3 Commercial Auto No-Fault (Personal Injury Protection)												
19.4 Other Commercial Auto Liability												
21.1 Private Passenger Auto Physical Damage	237,965	218,052		64,654	129,670	115,315	5,349	2,452	2,606	1,931		5,269
21.2 Commercial Auto Physical Damage												
22. Aircraft (all perils)												
23. Fidelity												
24. Surety												
26. Burglary and Theft												
27. Boiler and Machinery												
28. Credit												
29. International												
30. Warranty												
31. Reins nonproportional assumed property	XXX	XXX	XXX	XXX	XXX	XXX	XXX	XXX	XXX	XXX	XXX	XXX
32. Reins nonproportional assumed liability	XXX	XXX	XXX	XXX	XXX	XXX	XXX	XXX	XXX	XXX	XXX	XXX
33. Reins nonproportional assumed financial lines	XXX	XXX	XXX	XXX	XXX	XXX	XXX	XXX	XXX	XXX	XXX	XXX
34. Aggregate Write-Ins for Other Lines of Business												
35. Total (a)	538,550	494,119		146,972	318,594	332,006	76,882	5,143	5,890	6,397		11,925
DETAILS OF WRITE-INS												
3401.												
3402.												
3403.												
3498. Summary of remaining write-ins for Line 34 from overflow page												
3499. Totals (Lines 3401 thru 3403 plus 3498)(Line 34 above)												

(a) Finance and service charges not included in Lines 1 to 35 \$ 732

(b) For health business on indicated lines report: Number of persons insured under PPO managed care products and number of persons insured under indemnity only products

19 NH



ANNUAL STATEMENT FOR THE YEAR 2023 OF THE AMICA PROPERTY AND CASUALTY INSURANCE COMPANY

EXHIBIT OF PREMIUMS AND LOSSES (Statutory Page 14)

NAIC Group Code 0028

BUSINESS IN THE STATE OF New Jersey

DURING THE YEAR 2023

NAIC Company Code 12287

Line of Business	Gross Premiums, Including Policy and Membership Fees, Less Return Premiums and Premiums on Policies not Taken		3 Dividends Paid or Credited to Policyholders on Direct Business	4 Direct Unearned Premium Reserves	5 Direct Losses Paid (deducting salvage)	6 Direct Losses Incurred	7 Direct Losses Unpaid	8 Direct Defense and Cost Containment Expense Paid	9 Direct Defense and Cost Containment Expense Incurred	10 Direct Defense and Cost Containment Expense Unpaid	11 Commissions and Brokerage Expenses	12 Taxes, Licenses and Fees
	1 Direct Premiums Written	2 Direct Premiums Earned										
1. Fire												
2.1 Allied Lines												
2.2 Multiple Peril Crop												
2.3 Federal Flood												
2.4 Private Crop												
2.5 Private Flood												
3. Farmowners Multiple Peril												
4. Homeowners Multiple Peril												
5.1 Commercial Multiple Peril (Non-Liability Portion)												
5.2 Commercial Multiple Peril (Liability Portion)												
6. Mortgage Guaranty												
8. Ocean Marine												
9. Inland Marine												
10. Financial Guaranty												
11.1 Medical Professional Liability - Occurrence												
11.2 Medical Professional Liability - Claims-Made												
12. Earthquake												
13.1 Comprehensive (hospital and medical) ind (b)												
13.2 Comprehensive (hospital and medical) group (b)												
14. Credit A&H (Group and Individual)												
15.1 Vision Only (b)												
15.2 Dental Only (b)												
15.3 Disability Income (b)												
15.4 Medicare Supplement (b)												
15.5 Medicaid Title XIX (b)												
15.6 Medicare Title XVIII (b)												
15.7 Long-Term Care (b)												
15.8 Federal Employees Health Benefits Plan (b)												
15.9 Other Health (b)												
16. Workers' Compensation												
17.1 Other Liability - Occurrence												
17.2 Other Liability - Claims-Made												
17.3 Excess Workers' Compensation												
18.1 Products Liability - Occurrence												
18.2 Products Liability - Claims-Made												
19.1 Private Passenger Auto No-Fault (Personal Injury Protection)	2,021,117	1,958,086		538,455	1,311,964	372,205	1,603,858	333,981	396,381	453,555		45,073
19.2 Other Private Passenger Auto Liability	4,330,012	4,258,375		1,089,483	4,207,010	2,413,562	9,278,262	602,934	394,542	1,111,293		96,562
19.3 Commercial Auto No-Fault (Personal Injury Protection)												
19.4 Other Commercial Auto Liability												
21.1 Private Passenger Auto Physical Damage	3,481,257	3,434,353		877,044	2,519,630	2,553,786	226,027	43,822	46,996	20,121		77,633
21.2 Commercial Auto Physical Damage												
22. Aircraft (all perils)												
23. Fidelity												
24. Surety												
26. Burglary and Theft												
27. Boiler and Machinery												
28. Credit												
29. International												
30. Warranty												
31. Reins nonproportional assumed property	XXX	XXX	XXX	XXX	XXX	XXX	XXX	XXX	XXX	XXX	XXX	XXX
32. Reins nonproportional assumed liability	XXX	XXX	XXX	XXX	XXX	XXX	XXX	XXX	XXX	XXX	XXX	XXX
33. Reins nonproportional assumed financial lines	XXX	XXX	XXX	XXX	XXX	XXX	XXX	XXX	XXX	XXX	XXX	XXX
34. Aggregate Write-Ins for Other Lines of Business												
35. Total (a)	9,832,386	9,650,814		2,504,982	8,038,604	5,339,553	11,108,147	980,737	837,919	1,584,969		219,268
DETAILS OF WRITE-INS												
3401.												
3402.												
3403.												
3498. Summary of remaining write-ins for Line 34 from overflow page												
3499. Totals (Lines 3401 thru 3403 plus 3498)(Line 34 above)												

(a) Finance and service charges not included in Lines 1 to 35 \$ 18,435

(b) For health business on indicated lines report: Number of persons insured under PPO managed care products and number of persons insured under indemnity only products

19 NJ



ANNUAL STATEMENT FOR THE YEAR 2023 OF THE AMICA PROPERTY AND CASUALTY INSURANCE COMPANY

EXHIBIT OF PREMIUMS AND LOSSES (Statutory Page 14)

NAIC Group Code 0028

BUSINESS IN THE STATE OF New York

DURING THE YEAR 2023

NAIC Company Code 12287

Table with 12 columns: Line of Business, Direct Premiums Written, Direct Premiums Earned, Dividends Paid or Credited to Policyholders on Direct Business, Direct Unearned Premium Reserves, Direct Losses Paid (deducting salvage), Direct Losses Incurred, Direct Losses Unpaid, Direct Defense and Cost Containment Expense Paid, Direct Defense and Cost Containment Expense Incurred, Direct Defense and Cost Containment Expense Unpaid, Commissions and Brokerage Expenses, Taxes, Licenses and Fees. Rows include Fire, Multiple Peril Crop, Federal Flood, Private Crop, Private Flood, Farmowners Multiple Peril, Homeowners Multiple Peril, Commercial Multiple Peril (Non-Liability Portion), Commercial Multiple Peril (Liability Portion), Mortgage Guaranty, Ocean Marine, Inland Marine, Financial Guaranty, Medical Professional Liability - Occurrence, Medical Professional Liability - Claims-Made, Earthquake, Comprehensive (hospital and medical) ind (b), Comprehensive (hospital and medical) group (b), Credit A&H (Group and Individual), Vision Only (b), Dental Only (b), Disability Income (b), Medicare Supplement (b), Medicaid Title XIX (b), Medicare Title XVIII (b), Long-Term Care (b), Federal Employees Health Benefits Plan (b), Other Health (b), Workers' Compensation, Other Liability - Occurrence, Other Liability - Claims-Made, Excess Workers' Compensation, Products Liability - Occurrence, Products Liability - Claims-Made, Private Passenger Auto No-Fault (Personal Injury Protection), Other Private Passenger Auto Liability, Commercial Auto No-Fault (Personal Injury Protection), Other Commercial Auto Liability, Private Passenger Auto Physical Damage, Commercial Auto Physical Damage, Aircraft (all perils), Fidelity, Surety, Burglary and Theft, Boiler and Machinery, Credit, International, Warranty, Reins nonproportional assumed property, Reins nonproportional assumed liability, Reins nonproportional assumed financial lines, Aggregate Write-Ins for Other Lines of Business, Total (a), DETAILS OF WRITE-INS, 3401, 3402, 3403, 3498 Summary of remaining write-ins for Line 34 from overflow page, 3499 Totals (Lines 3401 thru 3403 plus 3498)(Line 34 above).

(a) Finance and service charges not included in Lines 1 to 35 \$ 6,581

(b) For health business on indicated lines report: Number of persons insured under PPO managed care products and number of persons insured under indemnity only products

19.NY



ANNUAL STATEMENT FOR THE YEAR 2023 OF THE AMICA PROPERTY AND CASUALTY INSURANCE COMPANY

EXHIBIT OF PREMIUMS AND LOSSES (Statutory Page 14)

NAIC Group Code 0028

BUSINESS IN THE STATE OF Ohio

DURING THE YEAR 2023

NAIC Company Code 12287

Line of Business	Gross Premiums, Including Policy and Membership Fees, Less Return Premiums and Premiums on Policies not Taken		3 Dividends Paid or Credited to Policyholders on Direct Business	4 Direct Unearned Premium Reserves	5 Direct Losses Paid (deducting salvage)	6 Direct Losses Incurred	7 Direct Losses Unpaid	8 Direct Defense and Cost Containment Expense Paid	9 Direct Defense and Cost Containment Expense Incurred	10 Direct Defense and Cost Containment Expense Unpaid	11 Commissions and Brokerage Expenses	12 Taxes, Licenses and Fees
	1 Direct Premiums Written	2 Direct Premiums Earned										
1. Fire												
2.1 Allied Lines												
2.2 Multiple Peril Crop												
2.3 Federal Flood												
2.4 Private Crop												
2.5 Private Flood												
3. Farmowners Multiple Peril												
4. Homeowners Multiple Peril												
5.1 Commercial Multiple Peril (Non-Liability Portion)												
5.2 Commercial Multiple Peril (Liability Portion)												
6. Mortgage Guaranty												
8. Ocean Marine												
9. Inland Marine												
10. Financial Guaranty												
11.1 Medical Professional Liability - Occurrence												
11.2 Medical Professional Liability - Claims-Made												
12. Earthquake												
13.1 Comprehensive (hospital and medical) ind (b)												
13.2 Comprehensive (hospital and medical) group (b)												
14. Credit A&H (Group and Individual)												
15.1 Vision Only (b)												
15.2 Dental Only (b)												
15.3 Disability Income (b)												
15.4 Medicare Supplement (b)												
15.5 Medicaid Title XIX (b)												
15.6 Medicare Title XVIII (b)												
15.7 Long-Term Care (b)												
15.8 Federal Employees Health Benefits Plan (b)												
15.9 Other Health (b)												
16. Workers' Compensation												
17.1 Other Liability - Occurrence												
17.2 Other Liability - Claims-Made												
17.3 Excess Workers' Compensation												
18.1 Products Liability - Occurrence												
18.2 Products Liability - Claims-Made												
19.1 Private Passenger Auto No-Fault (Personal Injury Protection)												
19.2 Other Private Passenger Auto Liability	146,676	134,238		48,687	55,961	119,724	83,135	528	7,652	8,954		21,122
19.3 Commercial Auto No-Fault (Personal Injury Protection)												
19.4 Other Commercial Auto Liability												
21.1 Private Passenger Auto Physical Damage	100,016	92,405		32,220	121,356	101,680	(11,150)	2,006	2,167	884		14,405
21.2 Commercial Auto Physical Damage												
22. Aircraft (all perils)												
23. Fidelity												
24. Surety												
26. Burglary and Theft												
27. Boiler and Machinery												
28. Credit												
29. International												
30. Warranty												
31. Reins nonproportional assumed property	XXX	XXX	XXX	XXX	XXX	XXX	XXX	XXX	XXX	XXX	XXX	XXX
32. Reins nonproportional assumed liability	XXX	XXX	XXX	XXX	XXX	XXX	XXX	XXX	XXX	XXX	XXX	XXX
33. Reins nonproportional assumed financial lines	XXX	XXX	XXX	XXX	XXX	XXX	XXX	XXX	XXX	XXX	XXX	XXX
34. Aggregate Write-Ins for Other Lines of Business												
35. Total (a)	246,692	226,643		80,907	177,317	221,404	71,985	2,534	9,819	9,838		35,527
DETAILS OF WRITE-INS												
3401.												
3402.												
3403.												
3498. Summary of remaining write-ins for Line 34 from overflow page												
3499. Totals (Lines 3401 thru 3403 plus 3498)(Line 34 above)												

(a) Finance and service charges not included in Lines 1 to 35 \$ 345

(b) For health business on indicated lines report: Number of persons insured under PPO managed care products and number of persons insured under indemnity only products

19 OH



ANNUAL STATEMENT FOR THE YEAR 2023 OF THE AMICA PROPERTY AND CASUALTY INSURANCE COMPANY

EXHIBIT OF PREMIUMS AND LOSSES (Statutory Page 14)

NAIC Group Code 0028

BUSINESS IN THE STATE OF Oregon

DURING THE YEAR 2023

NAIC Company Code 12287

Line of Business	Gross Premiums, Including Policy and Membership Fees, Less Return Premiums and Premiums on Policies not Taken		3 Dividends Paid or Credited to Policyholders on Direct Business	4 Direct Unearned Premium Reserves	5 Direct Losses Paid (deducting salvage)	6 Direct Losses Incurred	7 Direct Losses Unpaid	8 Direct Defense and Cost Containment Expense Paid	9 Direct Defense and Cost Containment Expense Incurred	10 Direct Defense and Cost Containment Expense Unpaid	11 Commissions and Brokerage Expenses	12 Taxes, Licenses and Fees
	1 Direct Premiums Written	2 Direct Premiums Earned										
1. Fire												
2.1 Allied Lines												
2.2 Multiple Peril Crop												
2.3 Federal Flood												
2.4 Private Crop												
2.5 Private Flood												
3. Farmowners Multiple Peril												
4. Homeowners Multiple Peril												
5.1 Commercial Multiple Peril (Non-Liability Portion)												
5.2 Commercial Multiple Peril (Liability Portion)												
6. Mortgage Guaranty												
8. Ocean Marine												
9. Inland Marine												
10. Financial Guaranty												
11.1 Medical Professional Liability - Occurrence												
11.2 Medical Professional Liability - Claims-Made												
12. Earthquake												
13.1 Comprehensive (hospital and medical) ind (b)												
13.2 Comprehensive (hospital and medical) group (b)												
14. Credit A&H (Group and Individual)												
15.1 Vision Only (b)												
15.2 Dental Only (b)												
15.3 Disability Income (b)												
15.4 Medicare Supplement (b)												
15.5 Medicaid Title XIX (b)												
15.6 Medicare Title XVIII (b)												
15.7 Long-Term Care (b)												
15.8 Federal Employees Health Benefits Plan (b)												
15.9 Other Health (b)												
16. Workers' Compensation												
17.1 Other Liability - Occurrence												
17.2 Other Liability - Claims-Made												
17.3 Excess Workers' Compensation												
18.1 Products Liability - Occurrence												
18.2 Products Liability - Claims-Made												
19.1 Private Passenger Auto No-Fault (Personal Injury Protection)	132,149	125,239		34,149	55,833	125,701	162,305	2,504	30,964	42,674		2,972
19.2 Other Private Passenger Auto Liability	898,217	829,308		243,298	437,333	799,597	657,898	6,686	46,161	64,542		20,204
19.3 Commercial Auto No-Fault (Personal Injury Protection)												
19.4 Other Commercial Auto Liability												
21.1 Private Passenger Auto Physical Damage	478,682	447,798		126,175	451,656	445,333	78,565	9,440	8,856	7,003		10,766
21.2 Commercial Auto Physical Damage												
22. Aircraft (all perils)												
23. Fidelity												
24. Surety												
26. Burglary and Theft												
27. Boiler and Machinery												
28. Credit												
29. International												
30. Warranty												
31. Reins nonproportional assumed property	XXX	XXX	XXX	XXX	XXX	XXX	XXX	XXX	XXX	XXX	XXX	XXX
32. Reins nonproportional assumed liability	XXX	XXX	XXX	XXX	XXX	XXX	XXX	XXX	XXX	XXX	XXX	XXX
33. Reins nonproportional assumed financial lines	XXX	XXX	XXX	XXX	XXX	XXX	XXX	XXX	XXX	XXX	XXX	XXX
34. Aggregate Write-Ins for Other Lines of Business												
35. Total (a)	1,509,048	1,402,345		403,622	944,822	1,370,631	898,768	18,630	85,981	114,219		33,942
DETAILS OF WRITE-INS												
3401.												
3402.												
3403.												
3498. Summary of remaining write-ins for Line 34 from overflow page												
3499. Totals (Lines 3401 thru 3403 plus 3498)(Line 34 above)												

(a) Finance and service charges not included in Lines 1 to 35 \$ 1,830

(b) For health business on indicated lines report: Number of persons insured under PPO managed care products and number of persons insured under indemnity only products

19 OR



ANNUAL STATEMENT FOR THE YEAR 2023 OF THE AMICA PROPERTY AND CASUALTY INSURANCE COMPANY

EXHIBIT OF PREMIUMS AND LOSSES (Statutory Page 14)

NAIC Group Code 0028

BUSINESS IN THE STATE OF Pennsylvania

DURING THE YEAR 2023

NAIC Company Code 12287

Table with 12 columns: Line of Business, Direct Premiums Written, Direct Premiums Earned, Dividends Paid or Credited to Policyholders on Direct Business, Direct Unearned Premium Reserves, Direct Losses Paid (deducting salvage), Direct Losses Incurred, Direct Losses Unpaid, Direct Defense and Cost Containment Expense Paid, Direct Defense and Cost Containment Expense Incurred, Direct Defense and Cost Containment Expense Unpaid, Commissions and Brokerage Expenses, Taxes, Licenses and Fees. Rows include various insurance lines like Fire, Multiple Peril Crop, Federal Flood, etc., and a Total (a) row.

(a) Finance and service charges not included in Lines 1 to 35 \$ 978

(b) For health business on indicated lines report: Number of persons insured under PPO managed care products and number of persons insured under indemnity only products

19.PA



ANNUAL STATEMENT FOR THE YEAR 2023 OF THE AMICA PROPERTY AND CASUALTY INSURANCE COMPANY

EXHIBIT OF PREMIUMS AND LOSSES (Statutory Page 14)

NAIC Group Code 0028

BUSINESS IN THE STATE OF Rhode Island

DURING THE YEAR 2023

NAIC Company Code 12287

Line of Business	Gross Premiums, Including Policy and Membership Fees, Less Return Premiums and Premiums on Policies not Taken		3 Dividends Paid or Credited to Policyholders on Direct Business	4 Direct Unearned Premium Reserves	5 Direct Losses Paid (deducting salvage)	6 Direct Losses Incurred	7 Direct Losses Unpaid	8 Direct Defense and Cost Containment Expense Paid	9 Direct Defense and Cost Containment Expense Incurred	10 Direct Defense and Cost Containment Expense Unpaid	11 Commissions and Brokerage Expenses	12 Taxes, Licenses and Fees
	1 Direct Premiums Written	2 Direct Premiums Earned										
1. Fire												
2.1 Allied Lines												
2.2 Multiple Peril Crop												
2.3 Federal Flood												
2.4 Private Crop												
2.5 Private Flood												
3. Farmowners Multiple Peril												
4. Homeowners Multiple Peril												
5.1 Commercial Multiple Peril (Non-Liability Portion)												
5.2 Commercial Multiple Peril (Liability Portion)												
6. Mortgage Guaranty												
8. Ocean Marine												
9. Inland Marine												
10. Financial Guaranty												
11.1 Medical Professional Liability - Occurrence												
11.2 Medical Professional Liability - Claims-Made												
12. Earthquake												
13.1 Comprehensive (hospital and medical) ind (b)												
13.2 Comprehensive (hospital and medical) group (b)												
14. Credit A&H (Group and Individual)												
15.1 Vision Only (b)												
15.2 Dental Only (b)												
15.3 Disability Income (b)												
15.4 Medicare Supplement (b)												
15.5 Medicaid Title XIX (b)												
15.6 Medicare Title XVIII (b)												
15.7 Long-Term Care (b)												
15.8 Federal Employees Health Benefits Plan (b)												
15.9 Other Health (b)												
16. Workers' Compensation												
17.1 Other Liability - Occurrence												
17.2 Other Liability - Claims-Made												
17.3 Excess Workers' Compensation												
18.1 Products Liability - Occurrence												
18.2 Products Liability - Claims-Made												
19.1 Private Passenger Auto No-Fault (Personal Injury Protection)												
19.2 Other Private Passenger Auto Liability	1,654,424	1,590,913		438,402	1,332,965	1,331,423	2,099,744	43,674	29,301	226,654		61,036
19.3 Commercial Auto No-Fault (Personal Injury Protection)												
19.4 Other Commercial Auto Liability												
21.1 Private Passenger Auto Physical Damage	846,145	823,608		221,366	769,073	695,353	(4,115)	20,724	18,332	3,775		31,214
21.2 Commercial Auto Physical Damage												
22. Aircraft (all perils)												
23. Fidelity												
24. Surety												
26. Burglary and Theft												
27. Boiler and Machinery												
28. Credit												
29. International												
30. Warranty												
31. Reins nonproportional assumed property	XXX	XXX	XXX	XXX	XXX	XXX	XXX	XXX	XXX	XXX	XXX	XXX
32. Reins nonproportional assumed liability	XXX	XXX	XXX	XXX	XXX	XXX	XXX	XXX	XXX	XXX	XXX	XXX
33. Reins nonproportional assumed financial lines	XXX	XXX	XXX	XXX	XXX	XXX	XXX	XXX	XXX	XXX	XXX	XXX
34. Aggregate Write-Ins for Other Lines of Business												
35. Total (a)	2,500,569	2,414,521		659,768	2,102,058	2,026,776	2,095,629	64,398	47,633	230,429		92,250
DETAILS OF WRITE-INS												
3401.												
3402.												
3403.												
3498. Summary of remaining write-ins for Line 34 from overflow page												
3499. Totals (Lines 3401 thru 3403 plus 3498)(Line 34 above)												

(a) Finance and service charges not included in Lines 1 to 35 \$ 2,655

(b) For health business on indicated lines report: Number of persons insured under PPO managed care products and number of persons insured under indemnity only products

19.RI



ANNUAL STATEMENT FOR THE YEAR 2023 OF THE AMICA PROPERTY AND CASUALTY INSURANCE COMPANY

EXHIBIT OF PREMIUMS AND LOSSES (Statutory Page 14)

NAIC Group Code 0028

BUSINESS IN THE STATE OF South Carolina

DURING THE YEAR 2023

NAIC Company Code 12287

Line of Business	Gross Premiums, Including Policy and Membership Fees, Less Return Premiums and Premiums on Policies not Taken		3 Dividends Paid or Credited to Policyholders on Direct Business	4 Direct Unearned Premium Reserves	5 Direct Losses Paid (deducting salvage)	6 Direct Losses Incurred	7 Direct Losses Unpaid	8 Direct Defense and Cost Containment Expense Paid	9 Direct Defense and Cost Containment Expense Incurred	10 Direct Defense and Cost Containment Expense Unpaid	11 Commissions and Brokerage Expenses	12 Taxes, Licenses and Fees
	1 Direct Premiums Written	2 Direct Premiums Earned										
1. Fire												
2.1 Allied Lines												
2.2 Multiple Peril Crop												
2.3 Federal Flood												
2.4 Private Crop												
2.5 Private Flood												
3. Farmowners Multiple Peril												
4. Homeowners Multiple Peril												
5.1 Commercial Multiple Peril (Non-Liability Portion)												
5.2 Commercial Multiple Peril (Liability Portion)												
6. Mortgage Guaranty												
8. Ocean Marine												
9. Inland Marine												
10. Financial Guaranty												
11.1 Medical Professional Liability - Occurrence												
11.2 Medical Professional Liability - Claims-Made												
12. Earthquake												
13.1 Comprehensive (hospital and medical) ind (b)												
13.2 Comprehensive (hospital and medical) group (b)												
14. Credit A&H (Group and Individual)												
15.1 Vision Only (b)												
15.2 Dental Only (b)												
15.3 Disability Income (b)												
15.4 Medicare Supplement (b)												
15.5 Medicaid Title XIX (b)												
15.6 Medicare Title XVIII (b)												
15.7 Long-Term Care (b)												
15.8 Federal Employees Health Benefits Plan (b)												
15.9 Other Health (b)												
16. Workers' Compensation												
17.1 Other Liability - Occurrence												
17.2 Other Liability - Claims-Made												
17.3 Excess Workers' Compensation												
18.1 Products Liability - Occurrence												
18.2 Products Liability - Claims-Made												
19.1 Private Passenger Auto No-Fault (Personal Injury Protection)												
19.2 Other Private Passenger Auto Liability												
19.3 Commercial Auto No-Fault (Personal Injury Protection)												
19.4 Other Commercial Auto Liability												
21.1 Private Passenger Auto Physical Damage												228
21.2 Commercial Auto Physical Damage												
22. Aircraft (all perils)												
23. Fidelity												
24. Surety												
26. Burglary and Theft												
27. Boiler and Machinery												
28. Credit												
29. International												
30. Warranty												
31. Reins nonproportional assumed property	XXX	XXX	XXX	XXX	XXX	XXX	XXX	XXX	XXX	XXX	XXX	XXX
32. Reins nonproportional assumed liability	XXX	XXX	XXX	XXX	XXX	XXX	XXX	XXX	XXX	XXX	XXX	XXX
33. Reins nonproportional assumed financial lines	XXX	XXX	XXX	XXX	XXX	XXX	XXX	XXX	XXX	XXX	XXX	XXX
34. Aggregate Write-Ins for Other Lines of Business												
35. Total (a)												228
DETAILS OF WRITE-INS												
3401.												
3402.												
3403.												
3498. Summary of remaining write-ins for Line 34 from overflow page												
3499. Totals (Lines 3401 thru 3403 plus 3498)(Line 34 above)												

(a) Finance and service charges not included in Lines 1 to 35 \$

(b) For health business on indicated lines report: Number of persons insured under PPO managed care products and number of persons insured under indemnity only products

19 SC



ANNUAL STATEMENT FOR THE YEAR 2023 OF THE AMICA PROPERTY AND CASUALTY INSURANCE COMPANY

EXHIBIT OF PREMIUMS AND LOSSES (Statutory Page 14)

NAIC Group Code 0028

BUSINESS IN THE STATE OF Tennessee

DURING THE YEAR 2023

NAIC Company Code 12287

Table with 12 columns: Line of Business, Direct Premiums Written, Direct Premiums Earned, Dividends Paid or Credited to Policyholders on Direct Business, Direct Unearned Premium Reserves, Direct Losses Paid (deducting salvage), Direct Losses Incurred, Direct Losses Unpaid, Direct Defense and Cost Containment Expense Paid, Direct Defense and Cost Containment Expense Incurred, Direct Defense and Cost Containment Expense Unpaid, Commissions and Brokerage Expenses, Taxes, Licenses and Fees. Rows include various insurance lines like Fire, Multiple Peril Crop, Federal Flood, etc., ending with a Total (a) row.

(a) Finance and service charges not included in Lines 1 to 35 \$ 462
(b) For health business on indicated lines report: Number of persons insured under PPO managed care products and number of persons insured under indemnity only products

19.TN



ANNUAL STATEMENT FOR THE YEAR 2023 OF THE AMICA PROPERTY AND CASUALTY INSURANCE COMPANY

EXHIBIT OF PREMIUMS AND LOSSES (Statutory Page 14)

NAIC Group Code 0028

BUSINESS IN THE STATE OF Texas

DURING THE YEAR 2023

NAIC Company Code 12287

Table with 12 columns: Line of Business, Direct Premiums Written, Direct Premiums Earned, Dividends Paid or Credited to Policyholders on Direct Business, Direct Unearned Premium Reserves, Direct Losses Paid (deducting salvage), Direct Losses Incurred, Direct Losses Unpaid, Direct Defense and Cost Containment Expense Paid, Direct Defense and Cost Containment Expense Incurred, Direct Defense and Cost Containment Expense Unpaid, Commissions and Brokerage Expenses, Taxes, Licenses and Fees. Rows include Fire, Multiple Peril Crop, Federal Flood, Private Crop, Private Flood, Farmowners Multiple Peril, Homeowners Multiple Peril, Commercial Multiple Peril (Non-Liability Portion), Commercial Multiple Peril (Liability Portion), Mortgage Guaranty, Ocean Marine, Inland Marine, Financial Guaranty, Medical Professional Liability - Occurrence, Medical Professional Liability - Claims-Made, Earthquake, Comprehensive (hospital and medical) ind (b), Comprehensive (hospital and medical) group (b), Credit A&H (Group and Individual), Vision Only (b), Dental Only (b), Disability Income (b), Medicare Supplement (b), Medicaid Title XIX (b), Medicare Title XVIII (b), Long-Term Care (b), Federal Employees Health Benefits Plan (b), Other Health (b), Workers' Compensation, Other Liability - Occurrence, Other Liability - Claims-Made, Excess Workers' Compensation, Products Liability - Occurrence, Products Liability - Claims-Made, Private Passenger Auto No-Fault (Personal Injury Protection), Other Private Passenger Auto Liability, Commercial Auto No-Fault (Personal Injury Protection), Other Commercial Auto Liability, Private Passenger Auto Physical Damage, Commercial Auto Physical Damage, Aircraft (all perils), Fidelity, Surety, Burglary and Theft, Boiler and Machinery, Credit, International, Warranty, Reins nonproportional assumed property, Reins nonproportional assumed liability, Reins nonproportional assumed financial lines, Aggregate Write-Ins for Other Lines of Business, Total (a), and DETAILS OF WRITE-INS (3401-3403, 3498, 3499).

(a) Finance and service charges not included in Lines 1 to 35 \$ 8,994

(b) For health business on indicated lines report: Number of persons insured under PPO managed care products and number of persons insured under indemnity only products

19.TX



ANNUAL STATEMENT FOR THE YEAR 2023 OF THE AMICA PROPERTY AND CASUALTY INSURANCE COMPANY

EXHIBIT OF PREMIUMS AND LOSSES (Statutory Page 14)

NAIC Group Code 0028

BUSINESS IN THE STATE OF Virginia

DURING THE YEAR 2023

NAIC Company Code 12287

Table with 12 columns: Line of Business, Direct Premiums Written, Direct Premiums Earned, Dividends Paid or Credited to Policyholders on Direct Business, Direct Unearned Premium Reserves, Direct Losses Paid (deducting salvage), Direct Losses Incurred, Direct Losses Unpaid, Direct Defense and Cost Containment Expense Paid, Direct Defense and Cost Containment Expense Incurred, Direct Defense and Cost Containment Expense Unpaid, Commissions and Brokerage Expenses, Taxes, Licenses and Fees. Rows include various insurance lines like Fire, Multiple Peril Crop, Federal Flood, etc., and a Total (a) row.

(a) Finance and service charges not included in Lines 1 to 35 \$ 405

(b) For health business on indicated lines report: Number of persons insured under PPO managed care products and number of persons insured under indemnity only products

19 VA



ANNUAL STATEMENT FOR THE YEAR 2023 OF THE AMICA PROPERTY AND CASUALTY INSURANCE COMPANY

EXHIBIT OF PREMIUMS AND LOSSES (Statutory Page 14)

NAIC Group Code 0028

BUSINESS IN THE STATE OF Washington

DURING THE YEAR 2023

NAIC Company Code 12287

Table with 12 columns: Line of Business, Direct Premiums Written, Direct Premiums Earned, Dividends Paid or Credited to Policyholders on Direct Business, Direct Unearned Premium Reserves, Direct Losses Paid (deducting salvage), Direct Losses Incurred, Direct Losses Unpaid, Direct Defense and Cost Containment Expense Paid, Direct Defense and Cost Containment Expense Incurred, Direct Defense and Cost Containment Expense Unpaid, Commissions and Brokerage Expenses, Taxes, Licenses and Fees. Rows include various insurance lines like Fire, Multiple Peril Crop, Federal Flood, etc., ending with a Total (a) row.

(a) Finance and service charges not included in Lines 1 to 35 \$ 1,254

(b) For health business on indicated lines report: Number of persons insured under PPO managed care products and number of persons insured under indemnity only products

19/WA



ANNUAL STATEMENT FOR THE YEAR 2023 OF THE AMICA PROPERTY AND CASUALTY INSURANCE COMPANY

EXHIBIT OF PREMIUMS AND LOSSES (Statutory Page 14)

NAIC Group Code 0028

BUSINESS IN THE STATE OF Wisconsin

DURING THE YEAR 2023

NAIC Company Code 12287

Table with 12 columns: Line of Business, Direct Premiums Written, Direct Premiums Earned, Dividends Paid or Credited to Policyholders on Direct Business, Direct Unearned Premium Reserves, Direct Losses Paid (deducting salvage), Direct Losses Incurred, Direct Losses Unpaid, Direct Defense and Cost Containment Expense Paid, Direct Defense and Cost Containment Expense Incurred, Direct Defense and Cost Containment Expense Unpaid, Commissions and Brokerage Expenses, Taxes, Licenses and Fees. Rows include Fire, Multiple Peril Crop, Federal Flood, Private Crop, Private Flood, Farmowners Multiple Peril, Homeowners Multiple Peril, Commercial Multiple Peril (Non-Liability Portion), Commercial Multiple Peril (Liability Portion), Mortgage Guaranty, Ocean Marine, Inland Marine, Financial Guaranty, Medical Professional Liability - Occurrence, Medical Professional Liability - Claims-Made, Earthquake, Comprehensive (hospital and medical) ind (b), Comprehensive (hospital and medical) group (b), Credit A&H (Group and Individual), Vision Only (b), Dental Only (b), Disability Income (b), Medicare Supplement (b), Medicaid Title XIX (b), Medicare Title XVIII (b), Long-Term Care (b), Federal Employees Health Benefits Plan (b), Other Health (b), Workers' Compensation, Other Liability - Occurrence, Other Liability - Claims-Made, Excess Workers' Compensation, Products Liability - Occurrence, Products Liability - Claims-Made, Private Passenger Auto No-Fault (Personal Injury Protection), Other Private Passenger Auto Liability, Commercial Auto No-Fault (Personal Injury Protection), Other Commercial Auto Liability, Private Passenger Auto Physical Damage, Commercial Auto Physical Damage, Aircraft (all perils), Fidelity, Surety, Burglary and Theft, Boiler and Machinery, Credit, International, Warranty, Reins nonproportional assumed property, Reins nonproportional assumed liability, Reins nonproportional assumed financial lines, Aggregate Write-Ins for Other Lines of Business, Total (a), and DETAILS OF WRITE-INS (3401-3403, 3498, 3499).

19.WI

(a) Finance and service charges not included in Lines 1 to 35 \$ 72

(b) For health business on indicated lines report: Number of persons insured under PPO managed care products and number of persons insured under indemnity only products



ANNUAL STATEMENT FOR THE YEAR 2023 OF THE AMICA PROPERTY AND CASUALTY INSURANCE COMPANY

EXHIBIT OF PREMIUMS AND LOSSES (Statutory Page 14)

NAIC Group Code 0028

BUSINESS IN THE STATE OF Grand Total

DURING THE YEAR 2023

NAIC Company Code 12287

Table with 12 columns: Line of Business, Direct Premiums Written, Direct Premiums Earned, Dividends Paid or Credited to Policyholders on Direct Business, Direct Unearned Premium Reserves, Direct Losses Paid (deducting salvage), Direct Losses Incurred, Direct Losses Unpaid, Direct Defense and Cost Containment Expense Paid, Direct Defense and Cost Containment Expense Incurred, Direct Defense and Cost Containment Expense Unpaid, Commissions and Brokerage Expenses, Taxes, Licenses and Fees. Rows include various insurance lines like Fire, Multiple Peril Crop, Commercial Multiple Peril, etc., ending with a Total (a) row.

(a) Finance and service charges not included in Lines 1 to 35 \$ 77,674

(b) For health business on indicated lines report: Number of persons insured under PPO managed care products and number of persons insured under indemnity only products

19 GT

Schedule F - Part 1 - Assumed Reinsurance

N O N E

Schedule F - Part 2 - Premium Portfolio Reinsurance Effected or (Canceled)

N O N E

ANNUAL STATEMENT FOR THE YEAR 2023 OF THE AMICA PROPERTY AND CASUALTY INSURANCE COMPANY

SCHEDULE F - PART 3

Ceded Reinsurance as of December 31, Current Year (\$000 Omitted)

1 ID Number	2 NAIC Com- pany Code	3 Name of Reinsurer	4 Domiciliary Jurisdiction	5 Special Code	6 Reinsurance Premiums Ceded	Reinsurance Recoverable On										16 Amount in Dispute included in Column 15	Reinsurance Payable		19 Net Amount Recoverable From Reinsurers Cols. 15 - [17 + 18]	20 Funds Held by Company Under Reinsurance Treaties
						7 Paid Losses	8 Paid LAE	9 Known Case Loss Reserves	10 Known Case LAE Reserves	11 IBNR Loss Reserves	12 IBNR LAE Reserves	13 Unearned Premiums	14 Contingent Commis- sions	15 Columns 7 through 14 Totals	17 Ceded Balances Payable		18 Other Amounts Due to Reinsurers			
05-0348344	19976	AMICA MUT INS CO	RI		53,937	3,514	500	34,754	4,099	5,840	3,213	16,831		68,751		17,229		51,522		
0399999. Total Authorized - Affiliates - U.S. Non-Pool - Other					53,937	3,514	500	34,754	4,099	5,840	3,213	16,831		68,751		17,229		51,522		
0499999. Total Authorized - Affiliates - U.S. Non-Pool					53,937	3,514	500	34,754	4,099	5,840	3,213	16,831		68,751		17,229		51,522		
0799999. Total Authorized - Affiliates - Other (Non-U.S.)																				
0899999. Total Authorized - Affiliates					53,937	3,514	500	34,754	4,099	5,840	3,213	16,831		68,751		17,229		51,522		
AA-9991162	00000	NEW JERSEY AUTO INS RISK EXCH NEW JERSEY UNSATISFIED CLAIM AND JUDGMENT	NJ		(16)															
AA-9991160	00000	FUND	NJ		81															
1099999. Total Authorized - Pools - Mandatory Pools					65															
1499999. Total Authorized Excluding Protected Cells (Sum of 0899999, 0999999, 1099999, 1199999 and 1299999)					54,002	3,514	500	34,754	4,099	5,840	3,213	16,831		68,751		17,229		51,522		
1899999. Total Unauthorized - Affiliates - U.S. Non-Pool																				
2199999. Total Unauthorized - Affiliates - Other (Non-U.S.)																				
2299999. Total Unauthorized - Affiliates																				
2899999. Total Unauthorized Excluding Protected Cells (Sum of 2299999, 2399999, 2499999, 2599999 and 2699999)																				
3299999. Total Certified - Affiliates - U.S. Non-Pool																				
3599999. Total Certified - Affiliates - Other (Non-U.S.)																				
3699999. Total Certified - Affiliates																				
4299999. Total Certified Excluding Protected Cells (Sum of 3699999, 3799999, 3899999, 3999999 and 4099999)																				
4699999. Total Reciprocal Jurisdiction - Affiliates - U.S. Non-Pool																				
4999999. Total Reciprocal Jurisdiction - Affiliates - Other (Non-U.S.)																				
5099999. Total Reciprocal Jurisdiction - Affiliates																				
5699999. Total Reciprocal Jurisdiction Excluding Protected Cells (Sum of 5099999, 5199999, 5299999, 5399999 and 5499999)																				
5799999. Total Authorized, Unauthorized, Reciprocal Jurisdiction and Certified Excluding Protected Cells (Sum of 1499999, 2899999, 4299999 and 5699999)					54,002	3,514	500	34,754	4,099	5,840	3,213	16,831		68,751		17,229		51,522		
5899999. Total Protected Cells (Sum of 1399999, 2799999, 4199999 and 5599999)																				
9999999 Totals					54,002	3,514	500	34,754	4,099	5,840	3,213	16,831		68,751		17,229		51,522		

ANNUAL STATEMENT FOR THE YEAR 2023 OF THE AMICA PROPERTY AND CASUALTY INSURANCE COMPANY

SCHEDULE F - PART 3 (Continued)

Ceded Reinsurance as of December 31, Current Year (\$000 Omitted)
(Credit Risk)

ID Number From Col. 1	Name of Reinsurer From Col. 3	Collateral				25 Total Funds Held, Payables & Collateral	26 Net Recoverable Net of Funds Held & Collateral	27 Applicable Sch. F Penalty (Col. 78)	Ceded Reinsurance Credit Risk								
		21 Multiple Beneficiary Trusts	22 Letters of Credit	23 Issuing or Confirming Bank Reference Number	24 Single Beneficiary Trusts & Other Allowable Collateral				28 Total Amount Recoverable from Reinsurers Less Penalty (Cols. 15-27)	29 Stressed Recoverable (Col. 28 * 120%)	30 Reinsurance Payable & Funds Held (Cols. 17+18+20; but not in excess of Col. 29)	31 Stressed Net Recoverable (Cols. 29-30)	32 Total Collateral (Cols. 21+22 + 24, not in Excess of Col. 31)	33 Stressed Net Recoverable Net of Collateral Offsets (Cols. 31-32)	34 Reinsurer Designation Equivalent	35 Credit Risk on Collateralized Recoverables (Col. 32 * Factor Applicable to Reinsurer Designation Equivalent in Col. 34)	36 Credit Risk on Un-collateralized Recoverables (Col. 33 * Factor Applicable to Reinsurer Designation Equivalent in Col. 34)
05-0348344	AMICA MUT INS CO					17,229	51,522		XXX	XXX	XXX	XXX	XXX	XXX	XXX	XXX	XXX
0399999	Total Authorized - Affiliates - U.S. Non-Pool - Other			XXX		17,229	51,522		XXX	XXX	XXX	XXX	XXX	XXX	XXX	XXX	XXX
0499999	Total Authorized - Affiliates - U.S. Non-Pool			XXX		17,229	51,522		XXX	XXX	XXX	XXX	XXX	XXX	XXX	XXX	XXX
0799999	Total Authorized - Affiliates - Other (Non-U.S.)			XXX											XXX		
0899999	Total Authorized - Affiliates			XXX		17,229	51,522								XXX		
AA-9991162	NEW JERSEY AUTO INS RISK EXCH								XXX	XXX	XXX	XXX	XXX	XXX	XXX	XXX	XXX
AA-9991160	NEW JERSEY UNSATISFIED CLAIM AND JUDGMENT FUND								XXX	XXX	XXX	XXX	XXX	XXX	XXX	XXX	XXX
1099999	Total Authorized - Pools - Mandatory Pools			XXX					XXX	XXX	XXX	XXX	XXX	XXX	XXX	XXX	XXX
1499999	Total Authorized Excluding Protected Cells (Sum of 0899999, 0999999, 1099999, 1199999 and 1299999)			XXX		17,229	51,522								XXX		
1899999	Total Unauthorized - Affiliates - U.S. Non-Pool			XXX					XXX	XXX	XXX	XXX	XXX	XXX	XXX	XXX	XXX
2199999	Total Unauthorized - Affiliates - Other (Non-U.S.)			XXX											XXX		
2299999	Total Unauthorized - Affiliates			XXX											XXX		
2899999	Total Unauthorized Excluding Protected Cells (Sum of 2299999, 2399999, 2499999, 2599999 and 2699999)			XXX											XXX		
3299999	Total Certified - Affiliates - U.S. Non-Pool			XXX					XXX	XXX	XXX	XXX	XXX	XXX	XXX	XXX	XXX
3599999	Total Certified - Affiliates - Other (Non-U.S.)			XXX											XXX		
3699999	Total Certified - Affiliates			XXX											XXX		
4299999	Total Certified Excluding Protected Cells (Sum of 3699999, 3799999, 3899999, 3999999 and 4099999)			XXX											XXX		
4699999	Total Reciprocal Jurisdiction - Affiliates - U.S. Non-Pool			XXX					XXX	XXX	XXX	XXX	XXX	XXX	XXX	XXX	XXX
4999999	Total Reciprocal Jurisdiction - Affiliates - Other (Non-U.S.)			XXX											XXX		
5099999	Total Reciprocal Jurisdiction - Affiliates			XXX											XXX		
5699999	Total Reciprocal Jurisdiction Excluding Protected Cells (Sum of 5099999, 5199999, 5299999, 5399999 and 5499999)			XXX											XXX		
5799999	Total Authorized, Unauthorized, Reciprocal Jurisdiction and Certified Excluding Protected Cells (Sum of 1499999, 2899999, 4299999 and 5699999)			XXX		17,229	51,522								XXX		
5899999	Total Protected Cells (Sum of 1399999, 2799999, 4199999 and 5599999)			XXX					XXX	XXX	XXX	XXX	XXX	XXX	XXX	XXX	XXX
9999999	Totals			XXX		17,229	51,522								XXX		

ANNUAL STATEMENT FOR THE YEAR 2023 OF THE AMICA PROPERTY AND CASUALTY INSURANCE COMPANY

SCHEDULE F - PART 3 (Continued)

Ceded Reinsurance as of December 31, Current Year (\$000 Omitted)
(Aging of Ceded Reinsurance)

ID Number From Col. 1	Name of Reinsurer From Col. 3	Reinsurance Recoverable on Paid Losses and Paid Loss Adjustment Expenses							44 Total Recoverable on Paid Losses & LAE Amounts in Dispute Included in Col. 43	45 Recoverable on Paid Losses & LAE Over 90 Days Past Due Amounts in Dispute Included in Cols. 40 & 41	46 Total Recoverable on Paid Losses & LAE Amounts Not in Dispute (Cols 43-44)	47 Recoverable on Paid Losses & LAE Over 90 Days Past Due Amounts Not in Dispute (Cols. 40 + 41 - 45)	48 Amounts Received Prior 90 Days	49 Percentage Overdue Col. 42/Col. 43	50 Percentage of Amounts More Than 90 Days Overdue Not in Dispute (Col. 47/[Cols. 46+48])	51 Percentage More Than 120 Days Overdue (Col. 41/ Col. 43)	52 Is the Amount in Col. 50 Less Than 20%? (Yes or No)	53 Amounts in Col. 47 for Reinsurers with Values Less Than 20% in Col. 50
		37 Current	38 Overdue				42 Total Overdue Cols. 38+39 +40+41	43 Total Due Cols. 37+42 (In total should equal Cols. 7+8)										
			38 1 - 29 Days	39 30 - 90 Days	40 91 - 120 Days	41 Over 120 Days												
05-0348344	AMICA MUT INS CO	4,014					4,014			4,014								
0399999	Total Authorized - Affiliates - U.S. Non-Pool - Other	4,014					4,014			4,014								XXX
0499999	Total Authorized - Affiliates - U.S. Non-Pool	4,014					4,014			4,014								XXX
0799999	Total Authorized - Affiliates - Other (Non-U.S.)																	XXX
0899999	Total Authorized - Affiliates	4,014					4,014			4,014								XXX
AA-9991162	NEW JERSEY AUTO INS RISK EXCH																	YES
AA-9991160	NEW JERSEY UNSATISFIED CLAIM AND JUDGMENT FUND																	YES
1099999	Total Authorized - Pools - Mandatory Pools																	XXX
1499999	Total Authorized Excluding Protected Cells (Sum of 0899999, 0999999, 1099999, 1199999 and 1299999)	4,014					4,014			4,014								XXX
1899999	Total Unauthorized - Affiliates - U.S. Non-Pool																	XXX
2199999	Total Unauthorized - Affiliates - Other (Non-U.S.)																	XXX
2299999	Total Unauthorized - Affiliates																	XXX
2899999	Total Unauthorized Excluding Protected Cells (Sum of 2299999, 2399999, 2499999, 2599999 and 2699999)																	XXX
3299999	Total Certified - Affiliates - U.S. Non-Pool																	XXX
3599999	Total Certified - Affiliates - Other (Non-U.S.)																	XXX
3699999	Total Certified - Affiliates																	XXX
4299999	Total Certified Excluding Protected Cells (Sum of 3699999, 3799999, 3899999, 3999999 and 4099999)																	XXX
4699999	Total Reciprocal Jurisdiction - Affiliates - U.S. Non-Pool																	XXX
4999999	Total Reciprocal Jurisdiction - Affiliates - Other (Non-U.S.)																	XXX
5099999	Total Reciprocal Jurisdiction - Affiliates																	XXX
5699999	Total Reciprocal Jurisdiction Excluding Protected Cells (Sum of 5099999, 5199999, 5299999, 5399999 and 5499999)																	XXX
5799999	Total Authorized, Unauthorized, Reciprocal Jurisdiction and Certified Excluding Protected Cells (Sum of 1499999, 2899999, 4299999 and 5699999)	4,014					4,014			4,014								XXX
5899999	Total Protected Cells (Sum of 1399999, 2799999, 4199999 and 5599999)																	XXX
9999999	Totals	4,014					4,014			4,014								XXX

ANNUAL STATEMENT FOR THE YEAR 2023 OF THE AMICA PROPERTY AND CASUALTY INSURANCE COMPANY

SCHEDULE F - PART 3 (Continued)

Ceded Reinsurance as of December 31, Current Year (\$000 Omitted)
(Provision for Reinsurance for Certified Reinsurers)

ID Number From Col. 1	Name of Reinsurer From Col. 3	Provision for Certified Reinsurance													Complete if Col. 52 = "No"; Otherwise Enter 0			69 Provision for Overdue Reinsurance Ceded to Certified Reinsurers (Greater of [Col. 62 + Col. 65] or Col.68; not to Exceed Col. 63)
		54	55	56	57	58	59	60	61	62	63	64	65	66	67	68		
		Certified Reinsurer Rating (1 through 6)	Effective Date of Certified Reinsurer Rating	Percent Collateral Required for Full Credit (0% through 100%)	Catastrophe Recoverables Qualifying for Collateral Deferral	Net Recoverables Subject to Collateral Requirements for Full Credit (Col. 19 - Col. 57)	Dollar Amount of Collateral Required (Col. 56 * Col. 58)	Percent of Collateral Provided for Net Recoverables Subject to Collateral Requirements ([Col. 20 + Col. 21 + Col. 22 + Col. 24] / Col. 58)	Percent Credit Allowed on Net Recoverables Subject to Collateral Requirements (Col. 60 / Col. 56, not to exceed 100%)	20% of Recoverable on Paid Losses & LAE Over 90 Days Past Due Amounts in Dispute (Col. 45 * 20%)	Amount of Credit Allowed for Net Recoverables (Col. 57 + [Col. 58 * Col. 61])	Provision for Reinsurance with Certified Reinsurers Due to Collateral Deficiency (Col. 19 - Col. 63)	20% of Recoverable on Paid Losses & LAE Over 90 Days Past Due Amounts Not in Dispute (Col. 47 * 20%)	Total Collateral Provided (Col. 20 + Col. 21 + Col. 22 + Col. 24, not to Exceed Col. 63)	Net Unsecured Recoverable for Which Credit is Allowed (Col. 63 - Col. 66)	20% of Amount in Col. 67		
05-0348344	AMICA MUT INS CO	XXX	XXX	XXX	XXX	XXX	XXX	XXX	XXX	XXX	XXX	XXX	XXX	XXX	XXX	XXX	XXX	
0399999	Total Authorized - Affiliates - U.S. Non-Pool - Other			XXX	XXX	XXX	XXX	XXX	XXX	XXX	XXX	XXX	XXX	XXX	XXX	XXX	XXX	
0499999	Total Authorized - Affiliates - U.S. Non-Pool			XXX	XXX	XXX	XXX	XXX	XXX	XXX	XXX	XXX	XXX	XXX	XXX	XXX	XXX	
0799999	Total Authorized - Affiliates - Other (Non-U.S.)			XXX	XXX	XXX	XXX	XXX	XXX	XXX	XXX	XXX	XXX	XXX	XXX	XXX	XXX	
0899999	Total Authorized - Affiliates			XXX	XXX	XXX	XXX	XXX	XXX	XXX	XXX	XXX	XXX	XXX	XXX	XXX	XXX	
AA-9991162	NEW JERSEY AUTO INS RISK EXCH	XXX	XXX	XXX	XXX	XXX	XXX	XXX	XXX	XXX	XXX	XXX	XXX	XXX	XXX	XXX	XXX	
AA-9991160	NEW JERSEY UNSATISFIED CLAIM AND JUDGMENT FUND	XXX	XXX	XXX	XXX	XXX	XXX	XXX	XXX	XXX	XXX	XXX	XXX	XXX	XXX	XXX	XXX	
1099999	Total Authorized - Pools - Mandatory Pools			XXX	XXX	XXX	XXX	XXX	XXX	XXX	XXX	XXX	XXX	XXX	XXX	XXX	XXX	
1499999	Total Authorized Excluding Protected Cells (Sum of 0899999, 0999999, 1099999, 1199999 and 1299999)			XXX	XXX	XXX	XXX	XXX	XXX	XXX	XXX	XXX	XXX	XXX	XXX	XXX	XXX	
1899999	Total Unauthorized - Affiliates - U.S. Non-Pool			XXX	XXX	XXX	XXX	XXX	XXX	XXX	XXX	XXX	XXX	XXX	XXX	XXX	XXX	
2199999	Total Unauthorized - Affiliates - Other (Non-U.S.)			XXX	XXX	XXX	XXX	XXX	XXX	XXX	XXX	XXX	XXX	XXX	XXX	XXX	XXX	
2299999	Total Unauthorized - Affiliates			XXX	XXX	XXX	XXX	XXX	XXX	XXX	XXX	XXX	XXX	XXX	XXX	XXX	XXX	
2899999	Total Unauthorized Excluding Protected Cells (Sum of 2299999, 2399999, 2499999, 2599999 and 2699999)			XXX	XXX	XXX	XXX	XXX	XXX	XXX	XXX	XXX	XXX	XXX	XXX	XXX	XXX	
3299999	Total Certified - Affiliates - U.S. Non-Pool			XXX				XXX	XXX									
3599999	Total Certified - Affiliates - Other (Non-U.S.)			XXX				XXX	XXX									
3699999	Total Certified - Affiliates			XXX				XXX	XXX									
4299999	Total Certified Excluding Protected Cells (Sum of 3699999, 3799999, 3899999, 3999999 and 4099999)			XXX				XXX	XXX									
4699999	Total Reciprocal Jurisdiction - Affiliates - U.S. Non-Pool			XXX	XXX	XXX	XXX	XXX	XXX	XXX	XXX	XXX	XXX	XXX	XXX	XXX	XXX	
4999999	Total Reciprocal Jurisdiction - Affiliates - Other (Non-U.S.)			XXX	XXX	XXX	XXX	XXX	XXX	XXX	XXX	XXX	XXX	XXX	XXX	XXX	XXX	
5099999	Total Reciprocal Jurisdiction - Affiliates			XXX	XXX	XXX	XXX	XXX	XXX	XXX	XXX	XXX	XXX	XXX	XXX	XXX	XXX	
5699999	Total Reciprocal Jurisdiction Excluding Protected Cells (Sum of 5099999, 5199999, 5299999, 5399999 and 5499999)			XXX	XXX	XXX	XXX	XXX	XXX	XXX	XXX	XXX	XXX	XXX	XXX	XXX	XXX	
5799999	Total Authorized, Unauthorized, Reciprocal Jurisdiction and Certified Excluding Protected Cells (Sum of 1499999, 2899999, 4299999 and 5699999)			XXX				XXX	XXX									
5899999	Total Protected Cells (Sum of 1399999, 2799999, 4199999 and 5599999)			XXX				XXX	XXX									
9999999	Totals			XXX				XXX	XXX									

ANNUAL STATEMENT FOR THE YEAR 2023 OF THE AMICA PROPERTY AND CASUALTY INSURANCE COMPANY

SCHEDULE F - PART 3 (Continued)

Ceded Reinsurance as of December 31, Current Year (\$000 Omitted)
(Total Provision for Reinsurance)

ID Number From Col. 1	Name of Reinsurer From Col. 3	70 20% of Recoverable on Paid Losses & LAE Over 90 Days past Due Amounts Not in Dispute (Col. 47 * 20%)	71 Provision for Unauthorized Reinsurance		73 Provision for Overdue Authorized and Reciprocal Jurisdiction Reinsurance		75 Total Provision for Reinsurance			
			72 Provision for Reinsurance with Unauthorized Reinsurers Due to Collateral Deficiency (Col. 26)	74 Provision for Overdue Reinsurance from Unauthorized Reinsurers and Amounts in Dispute (Col. 70 + 20% of the Amount in Col. 16)	73 Complete if Col. 52 = "Yes"; Otherwise Enter 0 20% of Recoverable on Paid Losses & LAE Over 90 Days Past Due Amounts Not in Dispute + 20% of Amounts in Dispute ([Col. 47 * 20%] + [Col. 45 * 20%])	74 Complete if Col. 52 = "No"; Otherwise Enter 0 Greater of 20% of Net Recoverable Net of Funds Held & Collateral, or 20% of Recoverable on Paid Losses & LAE Over 90 Days Past Due (Greater of Col. 26 * 20% or Cols. [40 + 41] * 20%)	75 Provision for Amounts Ceded to Authorized and Reciprocal Reinsurers (Cols. 73 + 74)	76 Provision for Amounts Ceded to Unauthorized Reinsurers (Cols. 71 + 72 Not in Excess of Col. 15)	77 Provision for Amounts Ceded to Certified Reinsurers (Cols. 64 + 69)	78 Total Provision for Reinsurance (Cols. 75 + 76 + 77)
05-0348344	AMICA MUT INS CO		XXX	XXX				XXX	XXX	
0399999	Total Authorized - Affiliates - U.S. Non-Pool - Other		XXX	XXX				XXX	XXX	
0499999	Total Authorized - Affiliates - U.S. Non-Pool		XXX	XXX				XXX	XXX	
0799999	Total Authorized - Affiliates - Other (Non-U.S.)		XXX	XXX				XXX	XXX	
0899999	Total Authorized - Affiliates		XXX	XXX				XXX	XXX	
AA-9991162	NEW JERSEY AUTO INS RISK EXCH		XXX	XXX				XXX	XXX	
AA-9991160	NEW JERSEY UNSATISFIED CLAIM AND JUDGMENT FUND		XXX	XXX				XXX	XXX	
1099999	Total Authorized - Pools - Mandatory Pools		XXX	XXX				XXX	XXX	
1499999	Total Authorized Excluding Protected Cells (Sum of 0899999, 0999999, 1099999, 1199999 and 1299999)		XXX	XXX				XXX	XXX	
1899999	Total Unauthorized - Affiliates - U.S. Non-Pool				XXX	XXX	XXX		XXX	
2199999	Total Unauthorized - Affiliates - Other (Non-U.S.)				XXX	XXX	XXX		XXX	
2299999	Total Unauthorized - Affiliates				XXX	XXX	XXX		XXX	
2899999	Total Unauthorized Excluding Protected Cells (Sum of 2299999, 2399999, 2499999, 2599999 and 2699999)				XXX	XXX	XXX		XXX	
3299999	Total Certified - Affiliates - U.S. Non-Pool	XXX	XXX	XXX	XXX	XXX	XXX	XXX	XXX	
3599999	Total Certified - Affiliates - Other (Non-U.S.)	XXX	XXX	XXX	XXX	XXX	XXX	XXX	XXX	
3699999	Total Certified - Affiliates	XXX	XXX	XXX	XXX	XXX	XXX	XXX	XXX	
4299999	Total Certified Excluding Protected Cells (Sum of 3699999, 3799999, 3899999, 3999999 and 4099999)	XXX	XXX	XXX	XXX	XXX	XXX	XXX	XXX	
4699999	Total Reciprocal Jurisdiction - Affiliates - U.S. Non-Pool		XXX	XXX				XXX	XXX	
4999999	Total Reciprocal Jurisdiction - Affiliates - Other (Non-U.S.)		XXX	XXX				XXX	XXX	
5099999	Total Reciprocal Jurisdiction - Affiliates		XXX	XXX				XXX	XXX	
5699999	Total Reciprocal Jurisdiction Excluding Protected Cells (Sum of 5099999, 5199999, 5299999, 5399999 and 5499999)		XXX	XXX				XXX	XXX	
5799999	Total Authorized, Unauthorized, Reciprocal Jurisdiction and Certified Excluding Protected Cells (Sum of 1499999, 2899999, 4299999 and 5699999)									
5899999	Total Protected Cells (Sum of 1399999, 2799999, 4199999 and 5599999)									
9999999	Totals									

ANNUAL STATEMENT FOR THE YEAR 2023 OF THE AMICA PROPERTY AND CASUALTY INSURANCE COMPANY

SCHEDULE F - PART 4

Issuing or Confirming Banks for Letters of Credit from Schedule F, Part 3 (\$000 Omitted)

1 Issuing or Confirming Bank Reference Number Used in Col. 23 of Sch F Part 3	2 Letters of Credit Code	3 American Bankers Association (ABA) Routing Number	4 Issuing or Confirming Bank Name	5 Letters of Credit Amount
NONE				
Total				

ANNUAL STATEMENT FOR THE YEAR 2023 OF THE AMICA PROPERTY AND CASUALTY INSURANCE COMPANY

SCHEDULE F - PART 5

Interrogatories for Schedule F, Part 3 (000 Omitted)

A. Report the five largest provisional commission rates included in the cedant's reinsurance treaties. The commission rate to be reported is by contract with ceded premium in excess of \$50,000:

	1 <u>Name of Reinsurer</u>	2 <u>Commission Rate</u>	3 <u>Ceded Premium</u>
1.
2.
3.
4.
5.

B. Report the five largest reinsurance recoverables reported in Schedule F, Part 3, Column 15, due from any one reinsurer (based on the total recoverables, Schedule F, Part 3, Line 9999999, Column 15), the amount of ceded premium, and indicate whether the recoverables are due from an affiliated insurer.

	1 <u>Name of Reinsurer</u>	2 <u>Total Recoverables</u>	3 <u>Ceded Premiums</u>	4 <u>Affiliated</u>
6.	AMICA MUT INS CO	68,751	53,937	Yes [X] No []
7.	Yes [] No []
8.	Yes [] No []
9.	Yes [] No []
10.	Yes [] No []

NOTE: Disclosure of the five largest provisional commission rates should exclude mandatory pools and joint underwriting associations.

ANNUAL STATEMENT FOR THE YEAR 2023 OF THE AMICA PROPERTY AND CASUALTY INSURANCE COMPANY

SCHEDULE F - PART 6

Restatement of Balance Sheet to Identify Net Credit for Reinsurance

	1 As Reported (Net of Ceded)	2 Restatement Adjustments	3 Restated (Gross of Ceded)
ASSETS (Page 2, Col. 3)			
1. Cash and invested assets (Line 12)	81,509,771		81,509,771
2. Premiums and considerations (Line 15)	11,187,942		11,187,942
3. Reinsurance recoverable on loss and loss adjustment expense payments (Line 16.1)	4,013,669	(4,013,669)	
4. Funds held by or deposited with reinsured companies (Line 16.2)			
5. Other assets	792,231		792,231
6. Net amount recoverable from reinsurers		51,520,984	51,520,984
7. Protected cell assets (Line 27)			
8. Totals (Line 28)	97,503,613	47,507,315	145,010,928
LIABILITIES (Page 3)			
9. Losses and loss adjustment expenses (Lines 1 through 3)		47,905,925	47,905,925
10. Taxes, expenses, and other obligations (Lines 4 through 8)	1,024,417		1,024,417
11. Unearned premiums (Line 9)		16,830,743	16,830,743
12. Advance premiums (Line 10)	116,548		116,548
13. Dividends declared and unpaid (Line 11.1 and 11.2)			
14. Ceded reinsurance premiums payable (net of ceding commissions (Line 12)	17,229,353	(17,229,353)	
15. Funds held by company under reinsurance treaties (Line 13)			
16. Amounts withheld or retained by company for account of others (Line 14)	35,248		35,248
17. Provision for reinsurance (Line 16)			
18. Other liabilities	465,906		465,906
19. Total liabilities excluding protected cell business (Line 26)	18,871,472	47,507,315	66,378,787
20. Protected cell liabilities (Line 27)			
21. Surplus as regards policyholders (Line 37)	78,632,141	XXX	78,632,141
22. Totals (Line 38)	97,503,613	47,507,315	145,010,928

NOTE: Is the restatement of this exhibit the result of grossing up balances ceded to affiliates under 100 percent reinsurance or pooling arrangements? Yes [X] No []

If yes, give full explanation: Effective January 1, 2013 the Company amended the quota share reinsurance agreement with Amica Mutual Insurance Company. From inception of business to December 31, 2012 Amica Property and Casualty Insurance Company maintained quota share reinsurance ceding 80% of all premiums, losses and loss adjustment expenses under all policies covered with Amica Mutual Insurance Company. Beginning January 1, 2013, the ceding share changed from 80% to 100%.

Schedule H - Part 1 - Analysis of Underwriting Operations

N O N E

Schedule H - Part 2 - Reserves and Liabilities

N O N E

Schedule H - Part 3 - Test of Prior Year's Claim Reserves and Liabilities

N O N E

Schedule H - Part 4 - Reinsurance

N O N E

Schedule H - Part 5 - Health Claims

N O N E

ANNUAL STATEMENT FOR THE YEAR 2023 OF THE AMICA PROPERTY AND CASUALTY INSURANCE COMPANY
SCHEDULE P - PART 1A - HOMEOWNERS/FAROWNERS
(\$000 OMITTED)

Years in Which Premiums Were Earned and Losses Were Incurred	Premiums Earned			Loss and Loss Expense Payments						10 Salvage and Subrogation Received	11 Total Net Paid Cols (4 - 5 + 6 - 7 + 8 - 9)	12 Number of Claims Reported Direct and Assumed
	1 Direct and Assumed	2 Ceded	3 Net (1 - 2)	Loss Payments		Defense and Cost Containment Payments		Adjusting and Other Payments				
				4 Direct and Assumed	5 Ceded	6 Direct and Assumed	7 Ceded	8 Direct and Assumed	9 Ceded			
1. Prior.....	XXX.....	XXX.....	XXX.....	3.....	3.....	1.....	1.....	41.....	41.....			XXX.....
2. 2014.....	45,745.....	37,057.....	8,688.....	19,440.....	16,985.....	813.....	757.....	2,855.....	2,309.....	70.....	3,057.....	2,734.....
3. 2015.....	(15).....	(12).....	(3).....									
4. 2016.....												
5. 2017.....												
6. 2018.....												
7. 2019.....												
8. 2020.....												
9. 2021.....												
10. 2022.....												
11. 2023.....												
12. Totals	XXX	XXX	XXX	19,443	16,988	814	758	2,895	2,349	70	3,057	XXX

	Losses Unpaid				Defense and Cost Containment Unpaid				Adjusting and Other Unpaid		23 Salvage and Subrogation Anticipated	24 Total Net Losses and Expenses Unpaid	25 Number of Claims Outstanding Direct and Assumed
	Case Basis		Bulk + IBNR		Case Basis		Bulk + IBNR						
	13 Direct and Assumed	14 Ceded	15 Direct and Assumed	16 Ceded	17 Direct and Assumed	18 Ceded	19 Direct and Assumed	20 Ceded	21 Direct and Assumed	22 Ceded			
1. Prior.....													
2. 2014.....													
3. 2015.....													
4. 2016.....													
5. 2017.....													
6. 2018.....													
7. 2019.....													
8. 2020.....													
9. 2021.....													
10. 2022.....													
11. 2023.....													
12. Totals													

	Total Losses and Loss Expenses Incurred			Loss and Loss Expense Percentage (Incurred / Premiums Earned)			Nontabular Discount		34 Inter-Company Pooling Participation Percentage	Net Balance Sheet Reserves After Discount	
	26 Direct and Assumed	27 Ceded	28 Net	29 Direct and Assumed	30 Ceded	31 Net	32 Loss	33 Loss Expense		35 Losses Unpaid	36 Loss Expenses Unpaid
	1. Prior.....	XXX.....	XXX.....	XXX.....	XXX.....	XXX.....	XXX.....				XXX.....
2. 2014.....	23,108.....	20,051.....	3,057.....	50.5.....	54.1.....	35.2.....					
3. 2015.....											
4. 2016.....											
5. 2017.....											
6. 2018.....											
7. 2019.....											
8. 2020.....											
9. 2021.....											
10. 2022.....											
11. 2023.....											
12. Totals	XXX	XXX	XXX	XXX	XXX	XXX			XXX		

ANNUAL STATEMENT FOR THE YEAR 2023 OF THE AMICA PROPERTY AND CASUALTY INSURANCE COMPANY
SCHEDULE P - PART 1B - PRIVATE PASSENGER AUTO LIABILITY/MEDICAL
(\$000 OMITTED)

Years in Which Premiums Were Earned and Losses Were Incurred	Premiums Earned			Loss and Loss Expense Payments						10 Salvage and Subrogation Received	11 Total Net Paid Cols (4 - 5 + 6 - 7 + 8 - 9)	12 Number of Claims Reported Direct and Assumed
	1 Direct and Assumed	2 Ceded	3 Net (1 - 2)	Loss Payments		Defense and Cost Containment Payments		Adjusting and Other Payments				
				4 Direct and Assumed	5 Ceded	6 Direct and Assumed	7 Ceded	8 Direct and Assumed	9 Ceded			
1. Prior.....	XXX.....	XXX.....	XXX.....	501.....	501.....	116.....	116.....	2.....	2.....	2.....	XXX.....	
2. 2014.....	25,111.....	25,111.....		18,042.....	18,042.....	1,978.....	1,978.....	1,498.....	1,498.....	215.....	2,512.....	
3. 2015.....	13,383.....	13,383.....		11,884.....	11,884.....	1,864.....	1,864.....	1,000.....	1,000.....	268.....	1,948.....	
4. 2016.....	13,844.....	13,844.....		13,114.....	13,114.....	1,498.....	1,498.....	1,152.....	1,152.....	84.....	2,096.....	
5. 2017.....	15,640.....	15,640.....		12,918.....	12,918.....	1,437.....	1,437.....	1,261.....	1,261.....	218.....	2,274.....	
6. 2018.....	22,273.....	22,273.....		18,638.....	18,638.....	1,689.....	1,689.....	1,538.....	1,538.....	402.....	3,191.....	
7. 2019.....	34,498.....	34,498.....		26,227.....	26,227.....	1,688.....	1,688.....	2,443.....	2,443.....	796.....	4,396.....	
8. 2020.....	36,140.....	36,140.....		20,394.....	20,394.....	1,458.....	1,458.....	2,189.....	2,189.....	641.....	3,338.....	
9. 2021.....	30,871.....	30,871.....		20,705.....	20,705.....	1,072.....	1,072.....	2,180.....	2,180.....	653.....	3,752.....	
10. 2022.....	28,339.....	28,339.....		16,007.....	16,007.....	649.....	649.....	1,658.....	1,658.....	548.....	3,409.....	
11. 2023.....	31,571.....	31,571.....		8,354.....	8,354.....	241.....	241.....	954.....	954.....	253.....	3,355.....	
12. Totals.....	XXX.....	XXX.....	XXX.....	166,784.....	166,784.....	13,690.....	13,690.....	15,876.....	15,876.....	4,080.....	XXX.....	

	Losses Unpaid				Defense and Cost Containment Unpaid				Adjusting and Other Unpaid		23 Salvage and Subrogation Anticipated	24 Total Net Losses and Expenses Unpaid	25 Number of Claims Outstanding Direct and Assumed
	Case Basis		Bulk + IBNR		Case Basis		Bulk + IBNR						
	13	14	15	16	17	18	19	20	21	22			
	Direct and Assumed	Ceded	Direct and Assumed	Ceded	Direct and Assumed	Ceded	Direct and Assumed	Ceded	Direct and Assumed	Ceded			
1. Prior.....	238.....	238.....			28.....	28.....			2.....	2.....			2.....
2. 2014.....													
3. 2015.....	10.....	10.....			2.....	2.....							
4. 2016.....	86.....	86.....			10.....	10.....			1.....	1.....			1.....
5. 2017.....	99.....	99.....			22.....	22.....			4.....	4.....			4.....
6. 2018.....	934.....	934.....	(297)	(297)	107.....	107.....	(49)	(49)	14.....	14.....			14.....
7. 2019.....	1,581.....	1,581.....	(816)	(816)	213.....	213.....	(136)	(136)	13.....	13.....			13.....
8. 2020.....	3,343.....	3,343.....	(891)	(891)	439.....	439.....	(148)	(148)	26.....	26.....			27.....
9. 2021.....	5,175.....	5,175.....	(297)	(297)	686.....	686.....	(49)	(49)	103.....	103.....			105.....
10. 2022.....	8,288.....	8,288.....	1,047	1,047	1,076.....	1,076.....	172	172	253.....	253.....			258.....
11. 2023.....	11,418.....	11,418.....	9,470	9,470	1,385.....	1,385.....	1,476	1,476	1,306.....	1,306.....			1,333.....
12. Totals.....	31,172.....	31,172.....	8,216	8,216	3,968.....	3,968.....	1,266	1,266	1,722.....	1,722.....			1,757.....

	Total Losses and Loss Expenses Incurred			Loss and Loss Expense Percentage (Incurred / Premiums Earned)			Nontabular Discount		34 Inter-Company Pooling Participation Percentage	Net Balance Sheet Reserves After Discount	
	26	27	28	29	30	31	32	33		35	36
	Direct and Assumed	Ceded	Net	Direct and Assumed	Ceded	Net	Loss	Loss Expense		Losses Unpaid	Loss Expenses Unpaid
1. Prior.....	XXX.....	XXX.....	XXX.....	XXX.....	XXX.....	XXX.....			XXX.....		
2. 2014.....	21,518.....	21,518.....		85.7.....	85.7.....						
3. 2015.....	14,760.....	14,760.....		110.3.....	110.3.....						
4. 2016.....	15,861.....	15,861.....		114.6.....	114.6.....						
5. 2017.....	15,741.....	15,741.....		100.6.....	100.6.....						
6. 2018.....	22,574.....	22,574.....		101.4.....	101.4.....						
7. 2019.....	31,213.....	31,213.....		90.5.....	90.5.....						
8. 2020.....	26,811.....	26,811.....		74.2.....	74.2.....						
9. 2021.....	29,575.....	29,575.....		95.8.....	95.8.....						
10. 2022.....	29,150.....	29,150.....		102.9.....	102.9.....						
11. 2023.....	34,605.....	34,605.....		109.6.....	109.6.....						
12. Totals.....	XXX.....	XXX.....	XXX.....	XXX.....	XXX.....	XXX.....			XXX.....		

Schedule P - Part 1C - Commercial Auto/Truck Liability/Medical

NONE

Schedule P - Part 1D - Workers' Compensation (Excluding Excess Workers' Compensation)

NONE

Schedule P - Part 1E - Commercial Multiple Peril

NONE

Schedule P - Part 1F - Section 1 - Medical Professional Liability - Occurrence

NONE

Schedule P - Part 1F - Section 2 - Medical Professional Liability - Claims-Made

NONE

Schedule P - Part 1G - Special Liability (Ocean Marine, Aircraft (all perils), Boiler and Machinery)

NONE

Schedule P - Part 1H - Section 1 - Other Liability - Occurrence

NONE

Schedule P - Part 1H - Section 2 - Other Liability - Claims-Made

NONE

ANNUAL STATEMENT FOR THE YEAR 2023 OF THE AMICA PROPERTY AND CASUALTY INSURANCE COMPANY
SCHEDULE P - PART 11 - SPECIAL PROPERTY (FIRE, ALLIED LINES, INLAND MARINE,
EARTHQUAKE, BURGLARY AND THEFT)
(\$000 OMITTED)

Years in Which Premiums Were Earned and Losses Were Incurred	Premiums Earned			Loss and Loss Expense Payments						12 Number of Claims Reported Direct and Assumed		
	1 Direct and Assumed	2 Ceded	3 Net (1 - 2)	Loss Payments		Defense and Cost Containment Payments		Adjusting and Other Payments			10 Salvage and Subrogation Received	11 Total Net Paid Cols (4 - 5 + 6 - 7 + 8 - 9)
				4 Direct and Assumed	5 Ceded	6 Direct and Assumed	7 Ceded	8 Direct and Assumed	9 Ceded			
1. Prior.....	XXX.....	XXX.....	XXX.....									XXX.....
2. 2022.....												XXX.....
3. 2023.....												XXX.....
4. Totals	XXX	XXX	XXX									XXX

	Losses Unpaid				Defense and Cost Containment Unpaid				Adjusting and Other Unpaid		23 Salvage and Subrogation Anticipated	24 Total Net Losses and Expenses Unpaid	25 Number of Claims Outstanding Direct and Assumed
	Case Basis		Bulk + IBNR		Case Basis		Bulk + IBNR		Adjusting and Other Unpaid				
	13 Direct and Assumed	14 Ceded	15 Direct and Assumed	16 Ceded	17 Direct and Assumed	18 Ceded	19 Direct and Assumed	20 Ceded	21 Direct and Assumed	22 Ceded			
1. Prior.....													
2. 2022.....													
3. 2023.....													
4. Totals													

	Total Losses and Loss Expenses Incurred			Loss and Loss Expense Percentage (Incurred /Premiums Earned)			Nontabular Discount		34 Inter-Company Pooling Participation Percentage	Net Balance Sheet Reserves After Discount	
	26 Direct and Assumed	27 Ceded	28 Net	29 Direct and Assumed	30 Ceded	31 Net	32 Loss	33 Loss Expense		35 Losses Unpaid	36 Loss Expenses Unpaid
	1. Prior.....	XXX.....	XXX.....	XXX.....	XXX.....	XXX.....	XXX.....				XXX.....
2. 2022.....											
3. 2023.....											
4. Totals	XXX	XXX	XXX	XXX	XXX	XXX			XXX		

ANNUAL STATEMENT FOR THE YEAR 2023 OF THE AMICA PROPERTY AND CASUALTY INSURANCE COMPANY

SCHEDULE P - PART 1J - AUTO PHYSICAL DAMAGE

(\$000 OMITTED)

Years in Which Premiums Were Earned and Losses Were Incurred	Premiums Earned			Loss and Loss Expense Payments						10 Salvage and Subrogation Received	11 Total Net Paid Cols (4 - 5 + 6 - 7 + 8 - 9)	12 Number of Claims Reported Direct and Assumed
	1 Direct and Assumed	2 Ceded	3 Net (1 - 2)	Loss Payments		Defense and Cost Containment Payments		Adjusting and Other Payments				
				4 Direct and Assumed	5 Ceded	6 Direct and Assumed	7 Ceded	8 Direct and Assumed	9 Ceded			
1. Prior.....	XXX.....	XXX.....	XXX.....	(180).....	(180).....	11.....	11.....	4.....	4.....	272.....	XXX.....	
2. 2022.....	16,987.....	16,987.....		14,829.....	14,829.....	319.....	319.....	1,152.....	1,152.....	5,916.....	7,291.....	
3. 2023.....	19,230.....	19,230.....		14,926.....	14,926.....	289.....	289.....	972.....	972.....	3,053.....	6,956.....	
4. Totals.....	XXX.....	XXX.....	XXX.....	29,575.....	29,575.....	619.....	619.....	2,128.....	2,128.....	9,241.....	XXX.....	

	Losses Unpaid				Defense and Cost Containment Unpaid				Adjusting and Other Unpaid		23 Salvage and Subrogation Anticipated	24 Total Net Losses and Expenses Unpaid	25 Number of Claims Outstanding Direct and Assumed
	Case Basis		Bulk + IBNR		Case Basis		Bulk + IBNR		Adjusting and Other Unpaid				
	13 Direct and Assumed	14 Ceded	15 Direct and Assumed	16 Ceded	17 Direct and Assumed	18 Ceded	19 Direct and Assumed	20 Ceded	21 Direct and Assumed	22 Ceded			
1. Prior.....	29.....	29.....			1.....	1.....			1.....	1.....			5.....
2. 2022.....	152.....	152.....	95.....	95.....	6.....	6.....	(1).....	(1).....	7.....	7.....			29.....
3. 2023.....	3,401.....	3,401.....	(2,471).....	(2,471).....	124.....	124.....	38.....	38.....	179.....	179.....			716.....
4. Totals.....	3,582.....	3,582.....	(2,376).....	(2,376).....	131.....	131.....	37.....	37.....	188.....	188.....			750.....

	Total Losses and Loss Expenses Incurred			Loss and Loss Expense Percentage (Incurred /Premiums Earned)			Nontabular Discount		34 Inter-Company Pooling Participation Percentage	Net Balance Sheet Reserves After Discount	
	26 Direct and Assumed	27 Ceded	28 Net	29 Direct and Assumed	30 Ceded	31 Net	32 Loss	33 Loss Expense		35 Losses Unpaid	36 Loss Expenses Unpaid
	1. Prior.....	XXX.....	XXX.....	XXX.....	XXX.....	XXX.....	XXX.....				XXX.....
2. 2022.....	16,559.....	16,559.....		97.5.....	97.5.....						
3. 2023.....	17,459.....	17,459.....		90.8.....	90.8.....						
4. Totals.....	XXX.....	XXX.....	XXX.....	XXX.....	XXX.....	XXX.....			XXX.....		

Schedule P - Part 1K - Fidelity/Surety

NONE

Schedule P - Part 1L - Other (Including Credit, Accident and Health)

NONE

Schedule P - Part 1M - International

NONE

Schedule P - Part 1N - Reinsurance - Nonproportional Assumed Property

NONE

Schedule P - Part 1O - Reinsurance - Nonproportional Assumed Liability

NONE

Schedule P - Part 1P - Reinsurance - Nonproportional Assumed Financial Lines

NONE

Schedule P - Part 1R - Section 1 - Products Liability - Occurrence

NONE

Schedule P - Part 1R - Section 2 - Products Liability - Claims-Made

NONE

Schedule P - Part 1S - Financial Guaranty/Mortgage Guaranty

NONE

Schedule P - Part 1T - Warranty

NONE

ANNUAL STATEMENT FOR THE YEAR 2023 OF THE AMICA PROPERTY AND CASUALTY INSURANCE COMPANY

SCHEDULE P - PART 2A - HOMEOWNERS/FAROWNERS

Years in Which Losses Were Incurred	INCURRED NET LOSSES AND DEFENSE AND COST CONTAINMENT EXPENSES REPORTED AT YEAR END (\$000 OMITTED)										DEVELOPMENT	
	1 2014	2 2015	3 2016	4 2017	5 2018	6 2019	7 2020	8 2021	9 2022	10 2023	11 One Year	12 Two Year
1. Prior.....	522	305	305	305	305	305	305	305	305	305		
2. 2014.....	3,094	2,511	2,511	2,511	2,511	2,511	2,511	2,511	2,511	2,511		
3. 2015.....	XXX											
4. 2016.....	XXX	XXX										
5. 2017.....	XXX	XXX	XXX									
6. 2018.....	XXX	XXX	XXX	XXX								
7. 2019.....	XXX	XXX	XXX	XXX	XXX							
8. 2020.....	XXX	XXX	XXX	XXX	XXX	XXX						
9. 2021.....	XXX	XXX	XXX	XXX	XXX	XXX	XXX					
10. 2022.....	XXX	XXX	XXX	XXX	XXX	XXX	XXX	XXX				XXX
11. 2023.....	XXX	XXX	XXX	XXX	XXX	XXX	XXX	XXX	XXX		XXX	XXX
12. Totals												

SCHEDULE P - PART 2B - PRIVATE PASSENGER AUTO LIABILITY/MEDICAL

1. Prior.....												
2. 2014.....												
3. 2015.....	XXX											
4. 2016.....	XXX	XXX										
5. 2017.....	XXX	XXX	XXX									
6. 2018.....	XXX	XXX	XXX	XXX								
7. 2019.....	XXX	XXX	XXX	XXX	XXX							
8. 2020.....	XXX	XXX	XXX	XXX	XXX	XXX						
9. 2021.....	XXX	XXX	XXX	XXX	XXX	XXX	XXX					
10. 2022.....	XXX	XXX	XXX	XXX	XXX	XXX	XXX	XXX				XXX
11. 2023.....	XXX	XXX	XXX	XXX	XXX	XXX	XXX	XXX	XXX		XXX	XXX
12. Totals												

SCHEDULE P - PART 2C - COMMERCIAL AUTO/TRUCK LIABILITY/MEDICAL

1. Prior.....												
2. 2014.....												
3. 2015.....	XXX											
4. 2016.....	XXX	XXX										
5. 2017.....	XXX	XXX	XXX									
6. 2018.....	XXX	XXX	XXX	XXX								
7. 2019.....	XXX	XXX	XXX	XXX	XXX							
8. 2020.....	XXX	XXX	XXX	XXX	XXX	XXX						
9. 2021.....	XXX	XXX	XXX	XXX	XXX	XXX	XXX					
10. 2022.....	XXX	XXX	XXX	XXX	XXX	XXX	XXX	XXX				XXX
11. 2023.....	XXX	XXX	XXX	XXX	XXX	XXX	XXX	XXX	XXX		XXX	XXX
12. Totals												

**SCHEDULE P - PART 2D - WORKERS' COMPENSATION
(EXCLUDING EXCESS WORKERS' COMPENSATION)**

1. Prior.....												
2. 2014.....												
3. 2015.....	XXX											
4. 2016.....	XXX	XXX										
5. 2017.....	XXX	XXX	XXX									
6. 2018.....	XXX	XXX	XXX	XXX								
7. 2019.....	XXX	XXX	XXX	XXX	XXX							
8. 2020.....	XXX	XXX	XXX	XXX	XXX	XXX						
9. 2021.....	XXX	XXX	XXX	XXX	XXX	XXX	XXX					
10. 2022.....	XXX	XXX	XXX	XXX	XXX	XXX	XXX	XXX				XXX
11. 2023.....	XXX	XXX	XXX	XXX	XXX	XXX	XXX	XXX	XXX		XXX	XXX
12. Totals												

SCHEDULE P - PART 2E - COMMERCIAL MULTIPLE PERIL

1. Prior.....												
2. 2014.....												
3. 2015.....	XXX											
4. 2016.....	XXX	XXX										
5. 2017.....	XXX	XXX	XXX									
6. 2018.....	XXX	XXX	XXX	XXX								
7. 2019.....	XXX	XXX	XXX	XXX	XXX							
8. 2020.....	XXX	XXX	XXX	XXX	XXX	XXX						
9. 2021.....	XXX	XXX	XXX	XXX	XXX	XXX	XXX					
10. 2022.....	XXX	XXX	XXX	XXX	XXX	XXX	XXX	XXX				XXX
11. 2023.....	XXX	XXX	XXX	XXX	XXX	XXX	XXX	XXX	XXX		XXX	XXX
12. Totals												

ANNUAL STATEMENT FOR THE YEAR 2023 OF THE AMICA PROPERTY AND CASUALTY INSURANCE COMPANY
SCHEDULE P - PART 2F - SECTION 1 - MEDICAL PROFESSIONAL LIABILITY - OCCURRENCE

Years in Which Losses Were Incurred	INCURRED NET LOSSES AND DEFENSE AND COST CONTAINMENT EXPENSES REPORTED AT YEAR END (\$000 OMITTED)										DEVELOPMENT	
	1 2014	2 2015	3 2016	4 2017	5 2018	6 2019	7 2020	8 2021	9 2022	10 2023	11 One Year	12 Two Year
1. Prior.....												
2. 2014.....												
3. 2015.....	XXX											
4. 2016.....	XXX	XXX										
5. 2017.....	XXX	XXX	XXX									
6. 2018.....	XXX	XXX	XXX	XXX								
7. 2019.....	XXX	XXX	XXX	XXX	XXX							
8. 2020.....	XXX	XXX	XXX	XXX	XXX	XXX						
9. 2021.....	XXX	XXX	XXX	XXX	XXX	XXX	XXX					
10. 2022.....	XXX	XXX	XXX	XXX	XXX	XXX	XXX	XXX				XXX
11. 2023.....	XXX	XXX	XXX	XXX	XXX	XXX	XXX	XXX	XXX		XXX	XXX
12. Totals												

SCHEDULE P - PART 2F - SECTION 2 - MEDICAL PROFESSIONAL LIABILITY - CLAIMS-MADE

1. Prior.....												
2. 2014.....												
3. 2015.....	XXX											
4. 2016.....	XXX	XXX										
5. 2017.....	XXX	XXX	XXX									
6. 2018.....	XXX	XXX	XXX	XXX								
7. 2019.....	XXX	XXX	XXX	XXX	XXX							
8. 2020.....	XXX	XXX	XXX	XXX	XXX	XXX						
9. 2021.....	XXX	XXX	XXX	XXX	XXX	XXX	XXX					
10. 2022.....	XXX	XXX	XXX	XXX	XXX	XXX	XXX	XXX				XXX
11. 2023.....	XXX	XXX	XXX	XXX	XXX	XXX	XXX	XXX	XXX		XXX	XXX
12. Totals												

SCHEDULE P - PART 2G - SPECIAL LIABILITY (OCEAN MARINE, AIRCRAFT (ALL PERILS), BOILER AND MACHINERY)

1. Prior.....												
2. 2014.....												
3. 2015.....	XXX											
4. 2016.....	XXX	XXX										
5. 2017.....	XXX	XXX	XXX									
6. 2018.....	XXX	XXX	XXX	XXX								
7. 2019.....	XXX	XXX	XXX	XXX	XXX							
8. 2020.....	XXX	XXX	XXX	XXX	XXX	XXX						
9. 2021.....	XXX	XXX	XXX	XXX	XXX	XXX	XXX					
10. 2022.....	XXX	XXX	XXX	XXX	XXX	XXX	XXX	XXX				XXX
11. 2023.....	XXX	XXX	XXX	XXX	XXX	XXX	XXX	XXX	XXX		XXX	XXX
12. Totals												

SCHEDULE P - PART 2H - SECTION 1 - OTHER LIABILITY - OCCURRENCE

1. Prior.....												
2. 2014.....												
3. 2015.....	XXX											
4. 2016.....	XXX	XXX										
5. 2017.....	XXX	XXX	XXX									
6. 2018.....	XXX	XXX	XXX	XXX								
7. 2019.....	XXX	XXX	XXX	XXX	XXX							
8. 2020.....	XXX	XXX	XXX	XXX	XXX	XXX						
9. 2021.....	XXX	XXX	XXX	XXX	XXX	XXX	XXX					
10. 2022.....	XXX	XXX	XXX	XXX	XXX	XXX	XXX	XXX				XXX
11. 2023.....	XXX	XXX	XXX	XXX	XXX	XXX	XXX	XXX	XXX		XXX	XXX
12. Totals												

SCHEDULE P - PART 2H - SECTION 2 - OTHER LIABILITY - CLAIMS-MADE

1. Prior.....												
2. 2014.....												
3. 2015.....	XXX											
4. 2016.....	XXX	XXX										
5. 2017.....	XXX	XXX	XXX									
6. 2018.....	XXX	XXX	XXX	XXX								
7. 2019.....	XXX	XXX	XXX	XXX	XXX							
8. 2020.....	XXX	XXX	XXX	XXX	XXX	XXX						
9. 2021.....	XXX	XXX	XXX	XXX	XXX	XXX	XXX					
10. 2022.....	XXX	XXX	XXX	XXX	XXX	XXX	XXX	XXX				XXX
11. 2023.....	XXX	XXX	XXX	XXX	XXX	XXX	XXX	XXX	XXX		XXX	XXX
12. Totals												

ANNUAL STATEMENT FOR THE YEAR 2023 OF THE AMICA PROPERTY AND CASUALTY INSURANCE COMPANY
SCHEDULE P - PART 2I - SPECIAL PROPERTY (FIRE, ALLIED LINES, INLAND MARINE, EARTHQUAKE, BURGLARY, AND THEFT)

Years in Which Losses Were Incurred	INCURRED NET LOSSES AND DEFENSE AND COST CONTAINMENT EXPENSES REPORTED AT YEAR END (\$000 OMITTED)										DEVELOPMENT	
	1 2014	2 2015	3 2016	4 2017	5 2018	6 2019	7 2020	8 2021	9 2022	10 2023	11 One Year	12 Two Year
1. Prior.....	XXX	XXX	XXX	XXX	XXX	XXX	XXX					
2. 2022.....	XXX	XXX	XXX	XXX	XXX	XXX	XXX	XXX				XXX
3. 2023.....	XXX	XXX	XXX	XXX	XXX	XXX	XXX	XXX	XXX		XXX	XXX
4. Totals												

SCHEDULE P - PART 2J - AUTO PHYSICAL DAMAGE

1. Prior.....	XXX	XXX	XXX	XXX	XXX	XXX	XXX					
2. 2022.....	XXX	XXX	XXX	XXX	XXX	XXX	XXX	XXX				XXX
3. 2023.....	XXX	XXX	XXX	XXX	XXX	XXX	XXX	XXX	XXX		XXX	XXX
4. Totals												

SCHEDULE P - PART 2K - FIDELITY/SURETY

1. Prior.....	XXX	XXX	XXX	XXX	XXX	XXX	XXX					
2. 2022.....	XXX	XXX	XXX	XXX	XXX	XXX	XXX	XXX				XXX
3. 2023.....	XXX	XXX	XXX	XXX	XXX	XXX	XXX	XXX	XXX		XXX	XXX
4. Totals												

NONE

SCHEDULE P - PART 2L - OTHER (INCLUDING CREDIT, ACCIDENT AND HEALTH)

1. Prior.....	XXX	XXX	XXX	XXX	XXX	XXX	XXX					
2. 2022.....	XXX	XXX	XXX	XXX	XXX	XXX	XXX	XXX				XXX
3. 2023.....	XXX	XXX	XXX	XXX	XXX	XXX	XXX	XXX	XXX		XXX	XXX
4. Totals												

NONE

SCHEDULE P - PART 2M - INTERNATIONAL

1. Prior.....												
2. 2014.....												
3. 2015.....	XXX											
4. 2016.....	XXX	XXX										
5. 2017.....	XXX	XXX	XXX									
6. 2018.....	XXX	XXX	XXX	XXX								
7. 2019.....	XXX	XXX	XXX	XXX	XXX							
8. 2020.....	XXX	XXX	XXX	XXX	XXX	XXX						
9. 2021.....	XXX	XXX	XXX	XXX	XXX	XXX	XXX					
10. 2022.....	XXX	XXX	XXX	XXX	XXX	XXX	XXX	XXX				XXX
11. 2023.....	XXX	XXX	XXX	XXX	XXX	XXX	XXX	XXX	XXX		XXX	XXX
12. Totals												

NONE

Schedule P - Part 2N - Reinsurance - Nonproportional Assumed Property

N O N E

Schedule P - Part 2O - Reinsurance - Nonproportional Assumed Liability

N O N E

Schedule P - Part 2P - Reinsurance - Nonproportional Assumed Financial Lines

N O N E

Schedule P - Part 2R - Section 1 - Products Liability - Occurrence

N O N E

Schedule P - Part 2R - Section 2 - Products Liability - Claims-Made

N O N E

Schedule P - Part 2S - Financial Guaranty/Mortgage Guaranty

N O N E

Schedule P - Part 2T - Warranty

N O N E

ANNUAL STATEMENT FOR THE YEAR 2023 OF THE AMICA PROPERTY AND CASUALTY INSURANCE COMPANY

SCHEDULE P - PART 3A - HOMEOWNERS/FAROWNERS

Years in Which Losses Were Incurred	CUMULATIVE PAID NET LOSSES AND DEFENSE AND COST CONTAINMENT EXPENSES REPORTED AT YEAR END (\$000 OMITTED)										11 Number of Claims Closed With Loss Payment	12 Number of Claims Closed Without Loss Payment
	1	2	3	4	5	6	7	8	9	10		
	2014	2015	2016	2017	2018	2019	2020	2021	2022	2023		
1. Prior.....	000.....	305.....	305.....	305.....	305.....	305.....	305.....	305.....	305.....	305.....	303.....	424.....
2. 2014.....	2,222.....	2,511.....	2,511.....	2,511.....	2,511.....	2,511.....	2,511.....	2,511.....	2,511.....	2,511.....	1,705.....	1,029.....
3. 2015.....	XXX.....											
4. 2016.....	XXX.....	XXX.....										
5. 2017.....	XXX.....	XXX.....	XXX.....									
6. 2018.....	XXX.....	XXX.....	XXX.....	XXX.....								
7. 2019.....	XXX.....	XXX.....	XXX.....	XXX.....	XXX.....							
8. 2020.....	XXX.....	XXX.....	XXX.....	XXX.....	XXX.....	XXX.....						
9. 2021.....	XXX.....	XXX.....	XXX.....	XXX.....	XXX.....	XXX.....	XXX.....					
10. 2022.....	XXX.....	XXX.....	XXX.....	XXX.....	XXX.....	XXX.....	XXX.....	XXX.....				
11. 2023.....	XXX.....	XXX.....	XXX.....	XXX.....	XXX.....	XXX.....	XXX.....	XXX.....	XXX.....			

SCHEDULE P - PART 3B - PRIVATE PASSENGER AUTO LIABILITY/MEDICAL

1. Prior.....	000.....										617.....	655.....
2. 2014.....											1,760.....	752.....
3. 2015.....	XXX.....										1,315.....	633.....
4. 2016.....	XXX.....	XXX.....									1,418.....	677.....
5. 2017.....	XXX.....	XXX.....	XXX.....								1,549.....	721.....
6. 2018.....	XXX.....	XXX.....	XXX.....	XXX.....							2,147.....	1,030.....
7. 2019.....	XXX.....	XXX.....	XXX.....	XXX.....	XXX.....						3,102.....	1,281.....
8. 2020.....	XXX.....	XXX.....	XXX.....	XXX.....	XXX.....	XXX.....					2,220.....	1,091.....
9. 2021.....	XXX.....	XXX.....	XXX.....	XXX.....	XXX.....	XXX.....	XXX.....				2,379.....	1,268.....
10. 2022.....	XXX.....	XXX.....	XXX.....	XXX.....	XXX.....	XXX.....	XXX.....	XXX.....			2,004.....	1,147.....
11. 2023.....	XXX.....	XXX.....	XXX.....	XXX.....	XXX.....	XXX.....	XXX.....	XXX.....	XXX.....		1,243.....	779.....

SCHEDULE P - PART 3C - COMMERCIAL AUTO/TRUCK LIABILITY/MEDICAL

1. Prior.....	000.....											
2. 2014.....												
3. 2015.....	XXX.....											
4. 2016.....	XXX.....	XXX.....										
5. 2017.....	XXX.....	XXX.....	XXX.....									
6. 2018.....	XXX.....	XXX.....	XXX.....	XXX.....								
7. 2019.....	XXX.....	XXX.....	XXX.....	XXX.....	XXX.....							
8. 2020.....	XXX.....	XXX.....	XXX.....	XXX.....	XXX.....	XXX.....						
9. 2021.....	XXX.....	XXX.....	XXX.....	XXX.....	XXX.....	XXX.....	XXX.....					
10. 2022.....	XXX.....	XXX.....	XXX.....	XXX.....	XXX.....	XXX.....	XXX.....	XXX.....				
11. 2023.....	XXX.....	XXX.....	XXX.....	XXX.....	XXX.....	XXX.....	XXX.....	XXX.....	XXX.....			

NONE

SCHEDULE P - PART 3D - WORKERS' COMPENSATION (EXCLUDING EXCESS WORKERS' COMPENSATION)

1. Prior.....	000.....											
2. 2014.....												
3. 2015.....	XXX.....											
4. 2016.....	XXX.....	XXX.....										
5. 2017.....	XXX.....	XXX.....	XXX.....									
6. 2018.....	XXX.....	XXX.....	XXX.....	XXX.....								
7. 2019.....	XXX.....	XXX.....	XXX.....	XXX.....	XXX.....							
8. 2020.....	XXX.....	XXX.....	XXX.....	XXX.....	XXX.....	XXX.....						
9. 2021.....	XXX.....	XXX.....	XXX.....	XXX.....	XXX.....	XXX.....	XXX.....					
10. 2022.....	XXX.....	XXX.....	XXX.....	XXX.....	XXX.....	XXX.....	XXX.....	XXX.....				
11. 2023.....	XXX.....	XXX.....	XXX.....	XXX.....	XXX.....	XXX.....	XXX.....	XXX.....	XXX.....			

NONE

SCHEDULE P - PART 3E - COMMERCIAL MULTIPLE PERIL

1. Prior.....	000.....											
2. 2014.....												
3. 2015.....	XXX.....											
4. 2016.....	XXX.....	XXX.....										
5. 2017.....	XXX.....	XXX.....	XXX.....									
6. 2018.....	XXX.....	XXX.....	XXX.....	XXX.....								
7. 2019.....	XXX.....	XXX.....	XXX.....	XXX.....	XXX.....							
8. 2020.....	XXX.....	XXX.....	XXX.....	XXX.....	XXX.....	XXX.....						
9. 2021.....	XXX.....	XXX.....	XXX.....	XXX.....	XXX.....	XXX.....	XXX.....					
10. 2022.....	XXX.....	XXX.....	XXX.....	XXX.....	XXX.....	XXX.....	XXX.....	XXX.....				
11. 2023.....	XXX.....	XXX.....	XXX.....	XXX.....	XXX.....	XXX.....	XXX.....	XXX.....	XXX.....			

NONE

ANNUAL STATEMENT FOR THE YEAR 2023 OF THE AMICA PROPERTY AND CASUALTY INSURANCE COMPANY
SCHEDULE P - PART 3F - SECTION 1 - MEDICAL PROFESSIONAL LIABILITY - OCCURRENCE

Years in Which Losses Were Incurred	CUMULATIVE PAID NET LOSSES AND DEFENSE AND COST CONTAINMENT EXPENSES REPORTED AT YEAR END (\$000 OMITTED)										11 Number of Claims Closed With Loss Payment	12 Number of Claims Closed Without Loss Payment	
	1	2	3	4	5	6	7	8	9	10			
	2014	2015	2016	2017	2018	2019	2020	2021	2022	2023			
1. Prior.....	000.....												
2. 2014.....													
3. 2015.....	XXX.....												
4. 2016.....	XXX.....	XXX.....											
5. 2017.....	XXX.....	XXX.....	XXX.....										
6. 2018.....	XXX.....	XXX.....	XXX.....	XXX.....									
7. 2019.....	XXX.....	XXX.....	XXX.....	XXX.....	XXX.....								
8. 2020.....	XXX.....	XXX.....	XXX.....	XXX.....	XXX.....	XXX.....							
9. 2021.....	XXX.....	XXX.....	XXX.....	XXX.....	XXX.....	XXX.....	XXX.....						
10. 2022.....	XXX.....	XXX.....	XXX.....	XXX.....	XXX.....	XXX.....	XXX.....	XXX.....					
11. 2023.....	XXX.....	XXX.....	XXX.....	XXX.....	XXX.....	XXX.....	XXX.....	XXX.....	XXX.....				

SCHEDULE P - PART 3F - SECTION 2 - MEDICAL PROFESSIONAL LIABILITY - CLAIMS-MADE

1. Prior.....	000.....												
2. 2014.....													
3. 2015.....	XXX.....												
4. 2016.....	XXX.....	XXX.....											
5. 2017.....	XXX.....	XXX.....	XXX.....										
6. 2018.....	XXX.....	XXX.....	XXX.....	XXX.....									
7. 2019.....	XXX.....	XXX.....	XXX.....	XXX.....	XXX.....								
8. 2020.....	XXX.....	XXX.....	XXX.....	XXX.....	XXX.....	XXX.....							
9. 2021.....	XXX.....	XXX.....	XXX.....	XXX.....	XXX.....	XXX.....	XXX.....						
10. 2022.....	XXX.....	XXX.....	XXX.....	XXX.....	XXX.....	XXX.....	XXX.....	XXX.....					
11. 2023.....	XXX.....	XXX.....	XXX.....	XXX.....	XXX.....	XXX.....	XXX.....	XXX.....	XXX.....				

SCHEDULE P - PART 3G - SPECIAL LIABILITY (OCEAN MARINE, AIRCRAFT (ALL PERILS), BOILER AND MACHINERY)

1. Prior.....	000.....											XXX.....	XXX.....
2. 2014.....												XXX.....	XXX.....
3. 2015.....	XXX.....											XXX.....	XXX.....
4. 2016.....	XXX.....	XXX.....										XXX.....	XXX.....
5. 2017.....	XXX.....	XXX.....	XXX.....									XXX.....	XXX.....
6. 2018.....	XXX.....	XXX.....	XXX.....	XXX.....								XXX.....	XXX.....
7. 2019.....	XXX.....	XXX.....	XXX.....	XXX.....	XXX.....							XXX.....	XXX.....
8. 2020.....	XXX.....	XXX.....	XXX.....	XXX.....	XXX.....	XXX.....						XXX.....	XXX.....
9. 2021.....	XXX.....	XXX.....	XXX.....	XXX.....	XXX.....	XXX.....	XXX.....					XXX.....	XXX.....
10. 2022.....	XXX.....	XXX.....	XXX.....	XXX.....	XXX.....	XXX.....	XXX.....	XXX.....				XXX.....	XXX.....
11. 2023.....	XXX.....	XXX.....	XXX.....	XXX.....	XXX.....	XXX.....	XXX.....	XXX.....	XXX.....	XXX.....		XXX.....	XXX.....

SCHEDULE P - PART 3H - SECTION 1 - OTHER LIABILITY - OCCURRENCE

1. Prior.....	000.....												
2. 2014.....													
3. 2015.....	XXX.....												
4. 2016.....	XXX.....	XXX.....											
5. 2017.....	XXX.....	XXX.....	XXX.....										
6. 2018.....	XXX.....	XXX.....	XXX.....	XXX.....									
7. 2019.....	XXX.....	XXX.....	XXX.....	XXX.....	XXX.....								
8. 2020.....	XXX.....	XXX.....	XXX.....	XXX.....	XXX.....	XXX.....							
9. 2021.....	XXX.....	XXX.....	XXX.....	XXX.....	XXX.....	XXX.....	XXX.....						
10. 2022.....	XXX.....	XXX.....	XXX.....	XXX.....	XXX.....	XXX.....	XXX.....	XXX.....					
11. 2023.....	XXX.....	XXX.....	XXX.....	XXX.....	XXX.....	XXX.....	XXX.....	XXX.....	XXX.....	XXX.....			

SCHEDULE P - PART 3H - SECTION 2 - OTHER LIABILITY - CLAIMS-MADE

1. Prior.....	000.....												
2. 2014.....													
3. 2015.....	XXX.....												
4. 2016.....	XXX.....	XXX.....											
5. 2017.....	XXX.....	XXX.....	XXX.....										
6. 2018.....	XXX.....	XXX.....	XXX.....	XXX.....									
7. 2019.....	XXX.....	XXX.....	XXX.....	XXX.....	XXX.....								
8. 2020.....	XXX.....	XXX.....	XXX.....	XXX.....	XXX.....	XXX.....							
9. 2021.....	XXX.....	XXX.....	XXX.....	XXX.....	XXX.....	XXX.....	XXX.....						
10. 2022.....	XXX.....	XXX.....	XXX.....	XXX.....	XXX.....	XXX.....	XXX.....	XXX.....					
11. 2023.....	XXX.....	XXX.....	XXX.....	XXX.....	XXX.....	XXX.....	XXX.....	XXX.....	XXX.....	XXX.....			

ANNUAL STATEMENT FOR THE YEAR 2023 OF THE AMICA PROPERTY AND CASUALTY INSURANCE COMPANY
**SCHEDULE P - PART 3I - SPECIAL PROPERTY (FIRE, ALLIED LINES, INLAND MARINE,
 EARTHQUAKE, BURGLARY, AND THEFT)**

Years in Which Losses Were Incurred	CUMULATIVE PAID NET LOSSES AND DEFENSE AND COST CONTAINMENT EXPENSES REPORTED AT YEAR END (\$000 OMITTED)										11 Number of Claims Closed With Loss Payment	12 Number of Claims Closed Without Loss Payment	
	1	2	3	4	5	6	7	8	9	10			
	2014	2015	2016	2017	2018	2019	2020	2021	2022	2023			
1. Prior.....	XXX	XXX	XXX	XXX	XXX	XXX	XXX	000				XXX	XXX
2. 2022.....	XXX	XXX	XXX	XXX	XXX	XXX	XXX	XXX				XXX	XXX
3. 2023.....	XXX	XXX	XXX	XXX	XXX	XXX	XXX	XXX	XXX			XXX	XXX

SCHEDULE P - PART 3J - AUTO PHYSICAL DAMAGE

1. Prior.....	XXX	XXX	XXX	XXX	XXX	XXX	XXX	000				706	348
2. 2022.....	XXX	XXX	XXX	XXX	XXX	XXX	XXX	XXX				5,899	1,363
3. 2023.....	XXX	XXX	XXX	XXX	XXX	XXX	XXX	XXX	XXX			5,257	983

SCHEDULE P - PART 3K - FIDELITY/SURETY

1. Prior.....	XXX	XXX	XXX	XXX	XXX	XXX	XXX	000				XXX	XXX
2. 2022.....	XXX	XXX	XXX	XXX	XXX	XXX	XXX	XXX				XXX	XXX
3. 2023.....	XXX	XXX	XXX	XXX	XXX	XXX	XXX	XXX	XXX			XXX	XXX

NONE

SCHEDULE P - PART 3L - OTHER (INCLUDING CREDIT, ACCIDENT AND HEALTH)

1. Prior.....	XXX	XXX	XXX	XXX	XXX	XXX	XXX	000				XXX	XXX
2. 2022.....	XXX	XXX	XXX	XXX	XXX	XXX	XXX	XXX				XXX	XXX
3. 2023.....	XXX	XXX	XXX	XXX	XXX	XXX	XXX	XXX	XXX			XXX	XXX

NONE

SCHEDULE P - PART 3M - INTERNATIONAL

1. Prior.....	000											XXX	XXX
2. 2014.....												XXX	XXX
3. 2015.....	XXX											XXX	XXX
4. 2016.....	XXX	XXX										XXX	XXX
5. 2017.....	XXX	XXX	XXX									XXX	XXX
6. 2018.....	XXX	XXX	XXX	XXX								XXX	XXX
7. 2019.....	XXX	XXX	XXX	XXX	XXX							XXX	XXX
8. 2020.....	XXX	XXX	XXX	XXX	XXX	XXX						XXX	XXX
9. 2021.....	XXX	XXX	XXX	XXX	XXX	XXX	XXX					XXX	XXX
10. 2022.....	XXX	XXX	XXX	XXX	XXX	XXX	XXX	XXX				XXX	XXX
11. 2023.....	XXX	XXX	XXX	XXX	XXX	XXX	XXX	XXX	XXX			XXX	XXX

NONE

Schedule P - Part 3N - Reinsurance - Nonproportional Assumed Property

N O N E

Schedule P - Part 3O - Reinsurance - Nonproportional Assumed Liability

N O N E

Schedule P - Part 3P - Reinsurance - Nonproportional Assumed Financial Lines

N O N E

Schedule P - Part 3R - Section 1 - Product Liability - Occurrence

N O N E

Schedule P - Part 3R - Section 2 - Product Liability - Claims-Made

N O N E

Schedule P - Part 3S - Financial Guaranty/Mortgage Guaranty

N O N E

Schedule P - Part 3T - Warranty

N O N E

ANNUAL STATEMENT FOR THE YEAR 2023 OF THE AMICA PROPERTY AND CASUALTY INSURANCE COMPANY

SCHEDULE P - PART 4A - HOMEOWNERS/FAROWNERS

Years in Which Losses Were Incurred	BULK AND IBNR RESERVES ON NET LOSSES AND DEFENSE AND COST CONTAINMENT EXPENSES REPORTED AT YEAR END (\$000 OMITTED)									
	1	2	3	4	5	6	7	8	9	10
	2014	2015	2016	2017	2018	2019	2020	2021	2022	2023
1. Prior.....	140									
2. 2014.....	333									
3. 2015.....	XXX									
4. 2016.....	XXX	XXX								
5. 2017.....	XXX	XXX	XXX							
6. 2018.....	XXX	XXX	XXX	XXX						
7. 2019.....	XXX	XXX	XXX	XXX	XXX					
8. 2020.....	XXX	XXX	XXX	XXX	XXX	XXX				
9. 2021.....	XXX	XXX	XXX	XXX	XXX	XXX	XXX			
10. 2022.....	XXX	XXX	XXX	XXX	XXX	XXX	XXX	XXX		
11. 2023.....	XXX	XXX	XXX	XXX	XXX	XXX	XXX	XXX	XXX	

SCHEDULE P - PART 4B - PRIVATE PASSENGER AUTO LIABILITY/MEDICAL

1. Prior.....										
2. 2014.....										
3. 2015.....	XXX									
4. 2016.....	XXX	XXX								
5. 2017.....	XXX	XXX	XXX							
6. 2018.....	XXX	XXX	XXX	XXX						
7. 2019.....	XXX	XXX	XXX	XXX	XXX					
8. 2020.....	XXX	XXX	XXX	XXX	XXX	XXX				
9. 2021.....	XXX	XXX	XXX	XXX	XXX	XXX	XXX			
10. 2022.....	XXX	XXX	XXX	XXX	XXX	XXX	XXX	XXX		
11. 2023.....	XXX	XXX	XXX	XXX	XXX	XXX	XXX	XXX	XXX	

SCHEDULE P - PART 4C - COMMERCIAL AUTO/TRUCK LIABILITY/MEDICAL

1. Prior.....										
2. 2014.....										
3. 2015.....	XXX									
4. 2016.....	XXX	XXX								
5. 2017.....	XXX	XXX	XXX							
6. 2018.....	XXX	XXX	XXX	XXX						
7. 2019.....	XXX	XXX	XXX	XXX	XXX					
8. 2020.....	XXX	XXX	XXX	XXX	XXX	XXX				
9. 2021.....	XXX	XXX	XXX	XXX	XXX	XXX	XXX			
10. 2022.....	XXX	XXX	XXX	XXX	XXX	XXX	XXX	XXX		
11. 2023.....	XXX	XXX	XXX	XXX	XXX	XXX	XXX	XXX	XXX	

NONE

**SCHEDULE P - PART 4D - WORKERS' COMPENSATION
(EXCLUDING EXCESS WORKERS' COMPENSATION)**

1. Prior.....										
2. 2014.....										
3. 2015.....	XXX									
4. 2016.....	XXX	XXX								
5. 2017.....	XXX	XXX	XXX							
6. 2018.....	XXX	XXX	XXX	XXX						
7. 2019.....	XXX	XXX	XXX	XXX	XXX					
8. 2020.....	XXX	XXX	XXX	XXX	XXX	XXX				
9. 2021.....	XXX	XXX	XXX	XXX	XXX	XXX	XXX			
10. 2022.....	XXX	XXX	XXX	XXX	XXX	XXX	XXX	XXX		
11. 2023.....	XXX	XXX	XXX	XXX	XXX	XXX	XXX	XXX	XXX	

NONE

SCHEDULE P - PART 4E - COMMERCIAL MULTIPLE PERIL

1. Prior.....										
2. 2014.....										
3. 2015.....	XXX									
4. 2016.....	XXX	XXX								
5. 2017.....	XXX	XXX	XXX							
6. 2018.....	XXX	XXX	XXX	XXX						
7. 2019.....	XXX	XXX	XXX	XXX	XXX					
8. 2020.....	XXX	XXX	XXX	XXX	XXX	XXX				
9. 2021.....	XXX	XXX	XXX	XXX	XXX	XXX	XXX			
10. 2022.....	XXX	XXX	XXX	XXX	XXX	XXX	XXX	XXX		
11. 2023.....	XXX	XXX	XXX	XXX	XXX	XXX	XXX	XXX	XXX	

NONE

ANNUAL STATEMENT FOR THE YEAR 2023 OF THE AMICA PROPERTY AND CASUALTY INSURANCE COMPANY
SCHEDULE P - PART 4F - SECTION 1 - MEDICAL PROFESSIONAL LIABILITY - OCCURRENCE

Years in Which Losses Were Incurred	BULK AND IBNR RESERVES ON NET LOSSES AND DEFENSE AND COST CONTAINMENT EXPENSES REPORTED AT YEAR END (\$000 OMITTED)									
	1	2	3	4	5	6	7	8	9	10
	2014	2015	2016	2017	2018	2019	2020	2021	2022	2023
1. Prior.....										
2. 2014.....										
3. 2015.....	XXX									
4. 2016.....	XXX	XXX								
5. 2017.....	XXX	XXX	XX							
6. 2018.....	XXX	XXX	XX	XX						
7. 2019.....	XXX	XXX	XX	XXX	XXX					
8. 2020.....	XXX	XXX	XXX	XXX	XXX	XXX				
9. 2021.....	XXX	XXX	XXX	XXX	XXX	XXX	XXX			
10. 2022.....	XXX	XXX	XXX	XXX	XXX	XXX	XXX	XXX		
11. 2023.....	XXX	XXX	XXX	XXX	XXX	XXX	XXX	XXX	XXX	

SCHEDULE P - PART 4F - SECTION 2 - MEDICAL PROFESSIONAL LIABILITY - CLAIMS-MADE

1. Prior.....										
2. 2014.....										
3. 2015.....	XXX									
4. 2016.....	XXX	XXX								
5. 2017.....	XXX	XXX	XXX							
6. 2018.....	XXX	XXX	XX	XX						
7. 2019.....	XXX	XXX	XX	XX	XX					
8. 2020.....	XXX	XXX	XX	XX	XX	XX				
9. 2021.....	XXX	XXX	XX	XXX	XXX	XXX	XXX			
10. 2022.....	XXX	XXX	XXX	XXX	XXX	XXX	XXX	XXX		
11. 2023.....	XXX	XXX	XXX	XXX	XXX	XXX	XXX	XXX	XXX	

SCHEDULE P - PART 4G - SPECIAL LIABILITY (OCEAN MARINE, AIRCRAFT (ALL PERILS), BOILER AND MACHINERY)

1. Prior.....										
2. 2014.....										
3. 2015.....	XXX									
4. 2016.....	XXX	XXX								
5. 2017.....	XXX	XXX	XXX							
6. 2018.....	XXX	XXX	XX	XX						
7. 2019.....	XXX	XXX	XX	XX	XX					
8. 2020.....	XXX	XXX	XX	XX	XX	XX				
9. 2021.....	XXX	XXX	XX	XXX	XXX	XXX	XXX			
10. 2022.....	XXX	XXX	XXX	XXX	XXX	XXX	XXX	XXX		
11. 2023.....	XXX	XXX	XXX	XXX	XXX	XXX	XXX	XXX	XXX	

SCHEDULE P - PART 4H - SECTION 1 - OTHER LIABILITY - OCCURRENCE

1. Prior.....										
2. 2014.....										
3. 2015.....	XXX									
4. 2016.....	XXX	XXX								
5. 2017.....	XXX	XXX	XXX							
6. 2018.....	XXX	XXX	XX	XX						
7. 2019.....	XXX	XXX	XX	XX	XX					
8. 2020.....	XXX	XXX	XX	XX	XX	XX				
9. 2021.....	XXX	XXX	XX	XXX	XXX	XXX	XXX			
10. 2022.....	XXX	XXX	XXX	XXX	XXX	XXX	XXX	XXX		
11. 2023.....	XXX	XXX	XXX	XXX	XXX	XXX	XXX	XXX	XXX	

SCHEDULE P - PART 4H - SECTION 2 - OTHER LIABILITY - CLAIMS-MADE

1. Prior.....										
2. 2014.....										
3. 2015.....	XXX									
4. 2016.....	XXX	XXX								
5. 2017.....	XXX	XXX	XXX							
6. 2018.....	XXX	XXX	XX	XX						
7. 2019.....	XXX	XXX	XX	XX	XX					
8. 2020.....	XXX	XXX	XX	XX	XX	XX				
9. 2021.....	XXX	XXX	XX	XXX	XXX	XXX	XXX			
10. 2022.....	XXX	XXX	XXX	XXX	XXX	XXX	XXX	XXX		
11. 2023.....	XXX	XXX	XXX	XXX	XXX	XXX	XXX	XXX	XXX	

ANNUAL STATEMENT FOR THE YEAR 2023 OF THE AMICA PROPERTY AND CASUALTY INSURANCE COMPANY
**SCHEDULE P - PART 4I - SPECIAL PROPERTY (FIRE, ALLIED LINES, INLAND MARINE,
 EARTHQUAKE, BURGLARY, AND THEFT)**

Years in Which Losses Were Incurred	BULK AND IBNR RESERVES ON NET LOSSES AND DEFENSE AND COST CONTAINMENT EXPENSES REPORTED AT YEAR END (\$000 OMITTED)									
	1	2	3	4	5	6	7	8	9	10
	2014	2015	2016	2017	2018	2019	2020	2021	2022	2023
1. Prior.....	XXX	XXX	XXX	XXX	XXX	XXX	XXX			
2. 2022.....	XXX	XXX	XXX	XXX	XXX	XXX	XXX	XXX		
3. 2023	XXX	XXX	XXX	XXX	XXX	XXX	XXX	XXX	XXX	

SCHEDULE P - PART 4J - AUTO PHYSICAL DAMAGE

1. Prior.....	XXX	XXX	XXX	XXX	XXX	XXX	XXX			
2. 2022.....	XXX	XXX	XXX	XXX	XXX	XXX	XXX	XXX		
3. 2023	XXX	XXX	XXX	XXX	XXX	XXX	XXX	XXX	XXX	

SCHEDULE P - PART 4K - FIDELITY/SURETY

1. Prior.....	XXX	XXX	XXX	XXX	XXX	XXX	XXX			
2. 2022.....	XXX	XXX	XXX	XXX	XXX	XXX	XXX	XXX		
3. 2023	XXX	XXX	XXX	XXX	XXX	XXX	XXX	XXX	XXX	

NONE

SCHEDULE P - PART 4L - OTHER (INCLUDING CREDIT, ACCIDENT AND HEALTH)

1. Prior.....	XXX	XXX	XXX	XXX	XXX	XXX	XXX			
2. 2022.....	XXX	XXX	XXX	XXX	XXX	XXX	XXX	XXX		
3. 2023	XXX	XXX	XXX	XXX	XXX	XXX	XXX	XXX	XXX	

NONE

SCHEDULE P - PART 4M - INTERNATIONAL

1. Prior.....										
2. 2014.....										
3. 2015.....	XXX									
4. 2016.....	XXX	XXX								
5. 2017.....	XXX	XXX	XXX							
6. 2018.....	XXX	XXX	XXX	XXX						
7. 2019.....	XXX	XXX	XXX	XXX	XXX					
8. 2020.....	XXX	XXX	XXX	XXX	XXX	XXX				
9. 2021.....	XXX	XXX	XXX	XXX	XXX	XXX	XXX			
10. 2022.....	XXX	XXX	XXX	XXX	XXX	XXX	XXX	XXX		
11. 2023	XXX	XXX	XXX	XXX	XXX	XXX	XXX	XXX	XXX	

NONE

Schedule P - Part 4N - Reinsurance - Nonproportional Assumed Property

N O N E

Schedule P - Part 4O - Reinsurance - Nonproportional Assumed Liability

N O N E

Schedule P - Part 4P - Reinsurance - Nonproportional Assumed Financial Lines

N O N E

Schedule P - Part 4R - Section 1 - Products Liability - Occurrence

N O N E

Schedule P - Part 4R - Section 2 - Products Liability - Claims-Made

N O N E

Schedule P - Part 4S - Financial Guaranty/Mortgage Guaranty

N O N E

Schedule P - Part 4T - Warranty

N O N E

ANNUAL STATEMENT FOR THE YEAR 2023 OF THE AMICA PROPERTY AND CASUALTY INSURANCE COMPANY

SCHEDULE P - PART 5A - HOMEOWNERS/FARMOWNERS

SECTION 1

Years in Which Premiums Were Earned and Losses Were Incurred	CUMULATIVE NUMBER OF CLAIMS CLOSED WITH LOSS PAYMENT DIRECT AND ASSUMED AT YEAR END									
	1	2	3	4	5	6	7	8	9	10
	2014	2015	2016	2017	2018	2019	2020	2021	2022	2023
1. Prior.....	817	172	47	17	20	16	11	13	6	1
2. 2014.....	1,406	1,646	1,688	1,693	1,694	1,697	1,702	1,704	1,705	1,705
3. 2015.....	XXX									
4. 2016.....	XXX	XXX								
5. 2017.....	XXX	XXX	XXX							
6. 2018.....	XXX	XXX	XXX	XXX						
7. 2019.....	XXX	XXX	XXX	XXX	XXX					
8. 2020.....	XXX	XXX	XXX	XXX	XXX	XXX				
9. 2021.....	XXX	XXX	XXX	XXX	XXX	XXX	XXX			
10. 2022.....	XXX	XXX	XXX	XXX	XXX	XXX	XXX	XXX		
11. 2023	XXX	XXX	XXX	XXX	XXX	XXX	XXX	XXX	XXX	

SECTION 2

Years in Which Premiums Were Earned and Losses Were Incurred	NUMBER OF CLAIMS OUTSTANDING DIRECT AND ASSUMED AT YEAR END									
	1	2	3	4	5	6	7	8	9	10
	2014	2015	2016	2017	2018	2019	2020	2021	2022	2023
1. Prior.....	85	34	10	6	8	2	2	1		
2. 2014.....	181	49	8	1	1		1			
3. 2015.....	XXX									
4. 2016.....	XXX	XXX								
5. 2017.....	XXX	XXX	XXX							
6. 2018.....	XXX	XXX	XXX	XXX						
7. 2019.....	XXX	XXX	XXX	XXX	XXX					
8. 2020.....	XXX	XXX	XXX	XXX	XXX	XXX				
9. 2021.....	XXX	XXX	XXX	XXX	XXX	XXX	XXX			
10. 2022.....	XXX	XXX	XXX	XXX	XXX	XXX	XXX	XXX		
11. 2023	XXX	XXX	XXX	XXX	XXX	XXX	XXX	XXX	XXX	

SECTION 3

Years in Which Premiums Were Earned and Losses Were Incurred	CUMULATIVE NUMBER OF CLAIMS REPORTED DIRECT AND ASSUMED AT YEAR END									
	1	2	3	4	5	6	7	8	9	10
	2014	2015	2016	2017	2018	2019	2020	2021	2022	2023
1. Prior.....	645	154	30	23	26	10	12	13	5	1
2. 2014.....	2,531	2,700	2,716	2,720	2,722	2,724	2,731	2,733	2,734	2,734
3. 2015.....	XXX									
4. 2016.....	XXX	XXX								
5. 2017.....	XXX	XXX	XXX							
6. 2018.....	XXX	XXX	XXX	XXX						
7. 2019.....	XXX	XXX	XXX	XXX	XXX					
8. 2020.....	XXX	XXX	XXX	XXX	XXX	XXX				
9. 2021.....	XXX	XXX	XXX	XXX	XXX	XXX	XXX			
10. 2022.....	XXX	XXX	XXX	XXX	XXX	XXX	XXX	XXX		
11. 2023	XXX	XXX	XXX	XXX	XXX	XXX	XXX	XXX	XXX	

ANNUAL STATEMENT FOR THE YEAR 2023 OF THE AMICA PROPERTY AND CASUALTY INSURANCE COMPANY
SCHEDULE P - PART 5B - PRIVATE PASSENGER AUTO LIABILITY/MEDICAL
SECTION 1

Years in Which Premiums Were Earned and Losses Were Incurred	CUMULATIVE NUMBER OF CLAIMS CLOSED WITH LOSS PAYMENT DIRECT AND ASSUMED AT YEAR END									
	1	2	3	4	5	6	7	8	9	10
	2014	2015	2016	2017	2018	2019	2020	2021	2022	2023
1. Prior.....	1,199	369	140	67	26	9	4			2
2. 2014.....	1,132	1,548	1,676	1,734	1,750	1,756	1,759	1,760	1,760	1,760
3. 2015.....	XXX	751	1,141	1,247	1,287	1,307	1,315	1,314	1,315	1,315
4. 2016.....	XXX	XXX	804	1,237	1,345	1,399	1,408	1,413	1,418	1,418
5. 2017.....	XXX	XXX	XXX	865	1,340	1,471	1,524	1,544	1,547	1,549
6. 2018.....	XXX	XXX	XXX	XXX	1,319	1,944	2,080	2,117	2,137	2,147
7. 2019.....	XXX	XXX	XXX	XXX	XXX	1,953	2,824	3,019	3,074	3,102
8. 2020.....	XXX	XXX	XXX	XXX	XXX	XXX	1,454	2,051	2,172	2,220
9. 2021.....	XXX	XXX	XXX	XXX	XXX	XXX	XXX	1,409	2,213	2,379
10. 2022.....	XXX	XXX	XXX	XXX	XXX	XXX	XXX	XXX	1,209	2,004
11. 2023	XXX	XXX	XXX	XXX	XXX	XXX	XXX	XXX	XXX	1,243

SECTION 2

Years in Which Premiums Were Earned and Losses Were Incurred	NUMBER OF CLAIMS OUTSTANDING DIRECT AND ASSUMED AT YEAR END									
	1	2	3	4	5	6	7	8	9	10
	2014	2015	2016	2017	2018	2019	2020	2021	2022	2023
1. Prior.....	631	299	121	43	19	11	7	4	4	2
2. 2014.....	635	217	103	33	12	5	1			
3. 2015.....	XXX	595	195	91	32	9	1	1		
4. 2016.....	XXX	XXX	626	192	84	24	13	8	1	1
5. 2017.....	XXX	XXX	XXX	728	220	85	34	13	5	4
6. 2018.....	XXX	XXX	XXX	XXX	929	236	86	48	26	14
7. 2019.....	XXX	XXX	XXX	XXX	XXX	1,191	289	106	45	13
8. 2020.....	XXX	XXX	XXX	XXX	XXX	XXX	906	204	92	27
9. 2021.....	XXX	XXX	XXX	XXX	XXX	XXX	XXX	1,218	302	105
10. 2022.....	XXX	XXX	XXX	XXX	XXX	XXX	XXX	XXX	1,154	258
11. 2023	XXX	XXX	XXX	XXX	XXX	XXX	XXX	XXX	XXX	1,333

SECTION 3

Years in Which Premiums Were Earned and Losses Were Incurred	CUMULATIVE NUMBER OF CLAIMS REPORTED DIRECT AND ASSUMED AT YEAR END									
	1	2	3	4	5	6	7	8	9	10
	2014	2015	2016	2017	2018	2019	2020	2021	2022	2023
1. Prior.....	451	127	37	15	6	2				
2. 2014.....	2,298	2,448	2,497	2,503	2,508	2,511	2,512	2,512	2,512	2,512
3. 2015.....	XXX	1,709	1,897	1,939	1,944	1,948	1,949	1,948	1,948	1,948
4. 2016.....	XXX	XXX	1,845	2,048	2,084	2,096	2,096	2,096	2,096	2,096
5. 2017.....	XXX	XXX	XXX	1,998	2,212	2,252	2,267	2,274	2,273	2,274
6. 2018.....	XXX	XXX	XXX	XXX	2,868	3,131	3,167	3,184	3,187	3,191
7. 2019.....	XXX	XXX	XXX	XXX	XXX	3,976	4,313	4,380	4,391	4,396
8. 2020.....	XXX	XXX	XXX	XXX	XXX	XXX	3,042	3,279	3,326	3,338
9. 2021.....	XXX	XXX	XXX	XXX	XXX	XXX	XXX	3,338	3,679	3,752
10. 2022.....	XXX	XXX	XXX	XXX	XXX	XXX	XXX	XXX	3,071	3,409
11. 2023	XXX	XXX	XXX	XXX	XXX	XXX	XXX	XXX	XXX	3,355

Schedule P - Part 5C - Commercial Auto/Truck Liability/Medical - Section 1

N O N E

Schedule P - Part 5C - Commercial Auto/Truck Liability/Medical - Section 2

N O N E

Schedule P - Part 5C - Commercial Auto/Truck Liability/Medical - Section 3

N O N E

Schedule P-Part 5D-Workers' Compensation (Excluding Excess Workers' Compensation)-Section 1

N O N E

Schedule P-Part 5D-Workers' Compensation (Excluding Excess Workers' Compensation)-Section 2

N O N E

Schedule P-Part 5D-Workers' Compensation (Excluding Excess Workers' Compensation)-Section 3

N O N E

Schedule P - Part 5E - Commercial Multiple Peril - Section 1

N O N E

Schedule P - Part 5E - Commercial Multiple Peril - Section 2

N O N E

Schedule P - Part 5E - Commercial Multiple Peril - Section 3

N O N E

Schedule P - Part 5F - Medical Professional Liability - Occurrence - Section 1A

N O N E

Schedule P - Part 5F - Medical Professional Liability - Occurrence - Section 2A

N O N E

Schedule P - Part 5F - Medical Professional Liability - Occurrence - Section 3A

N O N E

Schedule P - Part 5F - Medical Professional Liability - Claims-Made - Section 1B

N O N E

Schedule P - Part 5F - Medical Professional Liability - Claims-Made - Section 2B

N O N E

Schedule P - Part 5F - Medical Professional Liability - Claims-Made - Section 3B

NONE

Schedule P - Part 5H - Other Liability - Occurrence - Section 1A

NONE

Schedule P - Part 5H - Other Liability - Occurrence - Section 2A

NONE

Schedule P - Part 5H - Other Liability - Occurrence - Section 3A

NONE

Schedule P - Part 5H - Other Liability - Claims-Made - Section 1B

NONE

Schedule P - Part 5H - Other Liability - Claims-Made - Section 2B

NONE

Schedule P - Part 5H - Other Liability - Claims-Made - Section 3B

NONE

Schedule P - Part 5R - Products Liability - Occurrence - Section 1A

NONE

Schedule P - Part 5R - Products Liability - Occurrence - Section 2A

NONE

Schedule P - Part 5R - Products Liability - Occurrence - Section 3A

NONE

Schedule P - Part 5R - Products Liability - Claims-Made - Section 1B

NONE

Schedule P - Part 5R - Products Liability - Claims-Made - Section 2B

NONE

Schedule P - Part 5R - Products Liability - Claims-Made - Section 3B

NONE

Schedule P - Part 5T - Warranty - Section 1

NONE

Schedule P - Part 5T - Warranty - Section 2

N O N E

Schedule P - Part 5T - Warranty - Section 3

N O N E

Schedule P - Part 6C - Commercial Auto/Truck Liability/Medical - Section 1

N O N E

Schedule P - Part 6C - Commercial Auto/Truck Liability/Medical - Section 2

N O N E

Schedule P-Part 6D-Workers' Compensation (Excluding Excess Workers' Compensation)-Section 1

N O N E

Schedule P-Part 6D-Workers' Compensation (Excluding Excess Workers' Compensation)-Section 2

N O N E

Schedule P - Part 6E - Commercial Multiple Peril - Section 1

N O N E

Schedule P - Part 6E - Commercial Multiple Peril - Section 2

N O N E

Schedule P - Part 6H - Other Liability - Occurrence - Section 1A

N O N E

Schedule P - Part 6H - Other Liability - Occurrence - Section 2A

N O N E

Schedule P - Part 6H - Other Liability - Claims-Made - Section 1B

N O N E

Schedule P - Part 6H - Other Liability - Claims-Made - Section 2B

N O N E

Schedule P - Part 6M - International - Section 1

N O N E

Schedule P - Part 6M - International - Section 2

N O N E

Schedule P - Part 6N- Reinsurance A - Nonproportional Assumed Property - Section 1

NONE

Schedule P - Part 6N- Reinsurance A - Nonproportional Assumed Property - Section 2

NONE

Schedule P - Part 6O - Reinsurance B - Nonproportional Liability - Section 1

NONE

Schedule P - Part 6O - Reinsurance B - Nonproportional Assumed Liability - Section 2

NONE

Schedule P - Part 6R - Products Liability - Occurrence - Section 1A

NONE

Schedule P - Part 6R - Products Liability - Occurrence - Section 2A

NONE

Schedule P - Part 6R - Products Liability - Claims-Made - Section 1B

NONE

Schedule P - Part 6R - Products Liability - Claims-Made - Section 2B

NONE

Schedule P - Part 7A - Section 1 - Primary Loss Sensitive Contracts

NONE

Schedule P - Part 7A - Section 2 - Primary Loss Sensitive Contracts

NONE

Schedule P - Part 7A - Section 3 - Primary Loss Sensitive Contracts

NONE

Schedule P - Part 7A - Section 4 - Primary Loss Sensitive Contracts

NONE

Schedule P - Part 7A - Section 5 - Primary Loss Sensitive Contracts

NONE

Schedule P - Part 7B - Section 1 - Reinsurance Loss Sensitive Contracts

NONE

Schedule P - Part 7B - Section 2 - Reinsurance Loss Sensitive Contracts

N O N E

Schedule P - Part 7B - Section 3 - Reinsurance Loss Sensitive Contracts

N O N E

Schedule P - Part 7B - Section 4 - Reinsurance Loss Sensitive Contracts

N O N E

Schedule P - Part 7B - Section 5 - Reinsurance Loss Sensitive Contracts

N O N E

Schedule P - Part 7B - Section 6 - Reinsurance Loss Sensitive Contracts

N O N E

Schedule P - Part 7B - Section 7 - Reinsurance Loss Sensitive Contracts

N O N E

ANNUAL STATEMENT FOR THE YEAR 2023 OF THE AMICA PROPERTY AND CASUALTY INSURANCE COMPANY

SCHEDULE P INTERROGATORIES

1. The following questions relate to yet-to-be-issued Extended Reporting Endorsements (EREs) arising from Death, Disability, or Retirement (DDR) provisions in Medical Professional Liability Claims Made insurance policies. EREs provided for reasons other than DDR are not to be included.
- 1.1 Does the company issue Medical Professional Liability Claims Made insurance policies that provide tail (also known as an extended reporting endorsement, or "ERE") benefits in the event of Death, Disability, or Retirement (DDR) at a reduced charge or at no additional cost? Yes [] No [X]
If the answer to question 1.1 is "no", leave the following questions blank. If the answer to question 1.1 is "yes", please answer the following questions:
- 1.2 What is the total amount of the reserve for that provision (DDR Reserve), as reported, explicitly or not, elsewhere in this statement (in dollars)? \$
- 1.3 Does the company report any DDR reserve as Unearned Premium Reserve per SSAP #65? Yes [] No [X]
- 1.4 Does the company report any DDR reserve as loss or loss adjustment expense reserve? Yes [] No [X]
- 1.5 If the company reports DDR reserve as Unearned Premium Reserve, does that amount match the figure on the Underwriting and Investment Exhibit, Part 1A - Recapitulation of all Premiums (Page 7) Column 2, Lines 11.1 plus 11.2? Yes [] No [] N/A [X]
- 1.6 If the company reports DDR reserve as loss or loss adjustment expense reserve, please complete the following table corresponding to where these reserves are reported in Schedule P:

Years in Which Premiums Were Earned and Losses Were Incurred		DDR Reserve Included in Schedule P, Part 1F, Medical Professional Liability Column 24: Total Net Losses and Expenses Unpaid	
		1 Section 1: Occurrence	2 Section 2: Claims-Made
1.601	Prior		
1.602	2014		
1.603	2015		
1.604	2016		
1.605	2017		
1.606	2018		
1.607	2019		
1.608	2020		
1.609	2021		
1.610	2022		
1.611	2023		
1.612	Totals		

2. The definition of allocated loss adjustment expenses (ALAE) and, therefore, unallocated loss adjustment expenses (ULAE) was changed effective January 1, 1998. This change in definition applies to both paid and unpaid expenses. Are these expenses (now reported as "Defense and Cost Containment" and "Adjusting and Other") reported in compliance with these definitions in this statement? Yes [X] No []
3. The Adjusting and Other expense payments and reserves should be allocated to the years in which the losses were incurred based on the number of claims reported, closed and outstanding in those years. When allocating Adjusting and Other expense between companies in a group or a pool, the Adjusting and Other expense should be allocated in the same percentage used for the loss amounts and the claim counts. For reinsurers, Adjusting and Other expense assumed should be reported according to the reinsurance contract. For Adjusting and Other expense incurred by reinsurers, or in those situations where suitable claim count information is not available, Adjusting and Other expense should be allocated by a reasonable method determined by the company and described in Interrogatory 7, below. Are they so reported in this Statement? Yes [X] No []
4. Do any lines in Schedule P include reserves that are reported gross of any discount to present value of future payments, and that are reported net of such discounts on Page 10? Yes [] No [X]

If yes, proper disclosure must be made in the Notes to Financial Statements, as specified in the Instructions. Also, the discounts must be reported in Schedule P - Part 1, Columns 32 and 33. Schedule P must be completed gross of non-tabular discounting. Work papers relating to discount calculations must be available for examination upon request.

Discounting is allowed only if expressly permitted by the state insurance department to which this Annual Statement is being filed.

5. What were the net premiums in force at the end of the year for:
(in thousands of dollars)

5.1 Fidelity
5.2 Surety

6. Claim count information is reported per claim or per claimant (Indicate which)per claimant.....
If not the same in all years, explain in Interrogatory 7.

- 7.1 The information provided in Schedule P will be used by many persons to estimate the adequacy of the current loss and expense reserves, among other things. Are there any especially significant events, coverage, retention or accounting changes that have occurred that must be considered when making such analyses? Yes [X] No []

- 7.2 (An extended statement may be attached.)

Effective January 1, 2013 the Company amended the quota share reinsurance contract with its ultimate parent, Amica Mutual Insurance Company, from 80% to 100%. The quota share contract covers all premiums, losses and loss adjustment expenses. Additionally, the Company merged with its insurance affiliate, Amica Texas Insurance Company, on December 31, 2015. The combined activity of both companies is reflected in all accident years of this schedule. Effective for 2023, the Company has revised its loss reserve process by recording reserves net of anticipated salvage and subrogation as permitted by NAIC Statutory Accounting Principles and the State of Rhode Island. Due to the 100% quota share contract, Direct and Ceded Bulk + IBNR Losses Unpaid (Part 1, Columns 15 and 16) were equally impacted with a reduction to loss reserves totaling \$3,957,325.

**SCHEDULE T - PART 2
INTERSTATE COMPACT - EXHIBIT OF PREMIUMS WRITTEN**

Allocated by States and Territories

States, Etc.	Direct Business Only					Totals
	1 Life (Group and Individual)	2 Annuities (Group and Individual)	3 Disability Income (Group and Individual)	4 Long-Term Care (Group and Individual)	5 Deposit-Type Contracts	
1. Alabama AL						
2. Alaska AK						
3. Arizona AZ						
4. Arkansas AR						
5. California CA						
6. Colorado CO						
7. Connecticut CT						
8. Delaware DE						
9. District of Columbia DC						
10. Florida FL						
11. Georgia GA						
12. Hawaii HI						
13. Idaho ID						
14. Illinois IL						
15. Indiana IN						
16. Iowa IA						
17. Kansas KS						
18. Kentucky KY						
19. Louisiana LA						
20. Maine ME						
21. Maryland MD						
22. Massachusetts MA						
23. Michigan MI						
24. Minnesota MN						
25. Mississippi MS						
26. Missouri MO						
27. Montana MT						
28. Nebraska NE						
29. Nevada NV						
30. New Hampshire NH						
31. New Jersey NJ						
32. New Mexico NM						
33. New York NY						
34. North Carolina NC						
35. North Dakota ND						
36. Ohio OH						
37. Oklahoma OK						
38. Oregon OR						
39. Pennsylvania PA						
40. Rhode Island RI						
41. South Carolina SC						
42. South Dakota SD						
43. Tennessee TN						
44. Texas TX						
45. Utah UT						
46. Vermont VT						
47. Virginia VA						
48. Washington WA						
49. West Virginia WV						
50. Wisconsin WI						
51. Wyoming WY						
52. American Samoa AS						
53. Guam GU						
54. Puerto Rico PR						
55. U.S. Virgin Islands VI						
56. Northern Mariana Islands MP						
57. Canada CAN						
58. Aggregate Other Alien OT						
59. Total						

NONE

ANNUAL STATEMENT FOR THE YEAR 2023 OF THE AMICA PROPERTY AND CASUALTY INSURANCE COMPANY

SCHEDULE Y

PART 2 - SUMMARY OF INSURER'S TRANSACTIONS WITH ANY AFFILIATES

1	2	3	4	5	6	7	8	9	10	11	12	13
NAIC Company Code	ID Number	Names of Insurers and Parent, Subsidiaries or Affiliates	Shareholder Dividends	Capital Contributions	Purchases, Sales or Exchanges of Loans, Securities, Real Estate, Mortgage Loans or Other Investments	Income/ (Disbursements) Incurred in Connection with Guarantees or Undertakings for the Benefit of any Affiliate(s)	Management Agreements and Service Contracts	Income/ (Disbursements) Incurred Under Reinsurance Agreements	*	Any Other Material Activity Not in the Ordinary Course of the Insurer's Business	Totals	Reinsurance Recoverable/ (Payable) on Losses and/or Reserve Credit Taken/(Liability)
19976	05-0348344	Amica Mutual Insurance Company	1,700,000	(27,000,000)			18,675,481	(3,749,804)			(10,374,323)	(68,750,337)
72222	05-0340166	Amica Life Insurance Company		27,000,000			(6,985,192)				20,014,808	
12287	26-0115568	Amica Property and Casualty Insurance Company					(9,687,803)	3,749,804			(5,937,999)	68,750,337
	05-0430401	Amica General Agency, LLC	(1,700,000)				(2,002,486)				(3,702,486)	
9999999 Control Totals												
									XXX			

ANNUAL STATEMENT FOR THE YEAR 2023 OF THE AMICA PROPERTY AND CASUALTY INSURANCE COMPANY
SUPPLEMENTAL EXHIBITS AND SCHEDULES INTERROGATORIES

REQUIRED FILINGS

The following supplemental reports are required to be filed as part of your statement filing unless specifically waived by the domiciliary state. However, in the event that your domiciliary state waives the filing requirement, your response of **WAIVED** to the specific interrogatory will be accepted in lieu of filing a "NONE" report and a bar code will be printed below. If the supplement is required of your company but is not being filed for whatever reason enter **SEE EXPLANATION** and provide an explanation following the interrogatory questions.

	<u>Responses</u>
MARCH FILING	
1. Will an actuarial opinion be filed by March 1?	YES
2. Will the Supplemental Compensation Exhibit be filed with the state of domicile by March 1?	SEE EXPLANATION
3. Will the confidential Risk-based Capital Report be filed with the NAIC by March 1?	YES
4. Will the confidential Risk-based Capital Report be filed with the state of domicile, if required by March 1?	YES
APRIL FILING	
5. Will the Insurance Expense Exhibit be filed with the state of domicile and the NAIC by April 1?	YES
6. Will Management's Discussion and Analysis be filed by April 1?	YES
7. Will the Supplemental Investment Risk Interrogatories be filed by April 1?	YES
MAY FILING	
8. Will this company be included in a combined annual statement which is filed with the NAIC by May 1?	YES
JUNE FILING	
9. Will an audited financial report be filed by June 1?	YES
10. Will Accountant's Letter of Qualifications be filed with the state of domicile and electronically with the NAIC by June 1?	YES

SUPPLEMENTAL FILINGS

The following supplemental reports are required to be filed as part of your annual statement filing **if your company is engaged in the type of business covered by the supplement. However, in the event that your company does not transact the type of business for which the special report must be filed, your response of NO to the specific interrogatory will be accepted in lieu of filing a "NONE" report and a bar code will be printed below.** If the supplement is required of your company but is not being filed for whatever reason enter **SEE EXPLANATION** and provide an explanation following the interrogatory questions.

MARCH FILING	
11. Will Schedule SIS (Stockholder Information Supplement) be filed with the state of domicile by March 1?	NO
12. Will the Financial Guaranty Insurance Exhibit be filed by March 1?	NO
13. Will the Medicare Supplement Insurance Experience Exhibit be filed with the state of domicile and the NAIC by March 1?	NO
14. Will Supplement A to Schedule T (Medical Professional Liability Supplement) be filed by March 1?	NO
15. Will the Trusteed Surplus Statement be filed with the state of domicile and the NAIC by March 1?	NO
16. Will the Premiums Attributed to Protected Cells Exhibit be filed by March 1?	NO
17. Will the Reinsurance Summary Supplemental Filing for General Interrogatory 9 be filed with the state of domicile and the NAIC by March 1?	NO
18. Will the Medicare Part D Coverage Supplement be filed with the state of domicile and the NAIC by March 1?	NO
19. Will the confidential Actuarial Opinion Summary be filed with the state of domicile, if required, by March 15 (or the date otherwise specified)?	YES
20. Will the Reinsurance Attestation Supplement be filed with the state of domicile and the NAIC by March 1?	NO
21. Will the Exceptions to the Reinsurance Attestation Supplement be filed with the state of domicile by March 1?	NO
22. Will the Bail Bond Supplement be filed with the state of domicile and the NAIC by March 1?	NO
23. Will the Director and Officer Insurance Coverage Supplement be filed with the state of domicile and the NAIC by March 1?	NO
24. Will an approval from the reporting entity's state of domicile for relief related to the five-year rotation requirement for lead audit partner be filed electronically with the NAIC by March 1?	NO
25. Will an approval from the reporting entity's state of domicile for relief related to the one-year cooling off period for independent CPA be filed electronically with the NAIC by March 1?	NO
26. Will an approval from the reporting entity's state of domicile for relief related to the Requirements for Audit Committees be filed electronically with the NAIC by March 1?	NO
27. Will the Supplemental Schedule for Reinsurance Counterparty Reporting Exception - Asbestos and Pollution Contracts be filed with the state of domicile and the NAIC by March 1?	NO
28. Will the Exhibit of Other Liabilities by Lines of Business be filed with the state of domicile and the NAIC by March 1?	NO
29. Will the Market Conduct Annual Statement (MCAS) Premium Exhibit for Year be filed with appropriate jurisdictions and with the NAIC by March 1?	YES
APRIL FILING	
30. Will the Credit Insurance Experience Exhibit be filed with the state of domicile and the NAIC by April 1?	NO
31. Will the Long-term Care Experience Reporting Forms be filed with the state of domicile and the NAIC by April 1?	NO
32. Will the Accident and Health Policy Experience Exhibit be filed by April 1?	NO
33. Will the Supplemental Health Care Exhibit (Parts 1 and 2) be filed with the state of domicile and the NAIC by April 1?	NO
34. Will the Cybersecurity and Identity Theft Insurance Coverage Supplement be filed with the state of domicile and the NAIC by April 1?	NO
35. Will the Life, Health & Annuity Guaranty Association Assessable Premium Exhibit - Parts 1 and 2 be filed with the state of domicile and the NAIC by April 1?	NO
36. Will the Private Flood Insurance Supplement be filed with the state of domicile and the NAIC by April 1?	NO
37. Will the Mortgage Guaranty Insurance Exhibit be filed with the state of domicile and the NAIC by April 1?	NO
AUGUST FILING	
38. Will Management's Report of Internal Control Over Financial Reporting be filed with the state of domicile by August 1?	NO

Explanations:

2. The Company has no employees and operates under a management agreement with its parent, Amica Mutual Insurance Company.

- 11.
- 12.
- 13.
- 14.
- 15.
- 16.
- 17.
- 18.
- 20.
- 21.
- 22.
- 23.
- 24.
- 25.
- 26.
- 27.
- 28.
- 30.
- 31.
- 32.
- 33.
- 34.
- 35.
- 36.
- 37.
- 38.

Bar Codes:

11. SIS Stockholder Information Supplement [Document Identifier 420]



12. Financial Guaranty Insurance Exhibit [Document Identifier 240]



13. Medicare Supplement Insurance Experience Exhibit [Document Identifier 360]










14. Supplement A to Schedule T [Document Identifier 455]



15. Trusteed Surplus Statement [Document Identifier 490]



SUPPLEMENTAL EXHIBITS AND SCHEDULES INTERROGATORIES

- 16. Premiums Attributed to Protected Cells Exhibit [Document Identifier 385] 
- 17. Reinsurance Summary Supplemental Filing [Document Identifier 401] 
- 18. Medicare Part D Coverage Supplement [Document Identifier 365] 
- 20. Reinsurance Attestation Supplement [Document Identifier 399] 
- 21. Exceptions to the Reinsurance Attestation Supplement [Document Identifier 400] 
- 22. Bail Bond Supplement [Document Identifier 500] 
- 23. Director and Officer Insurance Coverage Supplement [Document Identifier 505] 
- 24. Relief from the five-year rotation requirement for lead audit partner [Document Identifier 224] 
- 25. Relief from the one-year cooling off period for independent CPA [Document Identifier 225] 
- 26. Relief from the Requirements for Audit Committees [Document Identifier 226] 
- 27. Reinsurance Counterparty Reporting Exception – Asbestos and Pollution Contracts [Document Identifier 555] 
- 28. Exhibit of Other Liabilities by Lines of Business [Document Identifier 570] 
- 30. Credit Insurance Experience Exhibit [Document Identifier 230] 
- 31. Long-Term Care Experience Reporting Forms [Document Identifier 306] 
- 32. Accident and Health Policy Experience Exhibit [Document Identifier 210] 
- 33. Supplemental Health Care Exhibit (Parts 1 and 2) [Document Identifier 216] 
- 34. Cybersecurity and Identity Theft Insurance Coverage Supplement [Document Identifier 550] 
- 35. Life, Health & Annuity Guaranty Association Assessable Premium Exhibit - Parts 1 and 2 [Document Identifier 290] 
- 36. Private Flood Insurance Supplement [Document Identifier 560] 
- 37. Will the Mortgage Guaranty Insurance Exhibit [Document Identifier 565] 
- 38. Management's Report of Internal Control Over Financial Reporting [Document Identifier 223] 

NONE



**SUPPLEMENT FOR THE YEAR 2023 OF THE AMICA PROPERTY AND CASUALTY INSURANCE COMPANY
MARKET CONDUCT ANNUAL STATEMENT (MCAS) PREMIUM EXHIBIT FOR YEAR**

For The Year Ended December 31, 2023
(To Be Filed by March 1)

FOR THE STATE OF: Arizona

NAIC Group Code 0028

NAIC Company Code 12287

MCAS LINE OF BUSINESS	MCAS Reportable Premium/Considerations (Yes/No)
1. Disability Income	NO
2. Health	NO
3. Homeowners	NO
4. Individual Annuity	NO
5. Individual Life	NO
6. Lender-Placed Home and Auto	NO
7. Long-Term Care	NO
8. Other Health	NO
9. Private Flood	NO
10. Private Passenger Auto	YES
11. Short-Term Limited Duration Health Plans	NO
12. Travel	NO



**SUPPLEMENT FOR THE YEAR 2023 OF THE AMICA PROPERTY AND CASUALTY INSURANCE COMPANY
MARKET CONDUCT ANNUAL STATEMENT (MCAS) PREMIUM EXHIBIT FOR YEAR**

For The Year Ended December 31, 2023
(To Be Filed by March 1)

FOR THE STATE OF: Colorado

NAIC Group Code 0028

NAIC Company Code 12287

MCAS LINE OF BUSINESS	MCAS Reportable Premium/Considerations (Yes/No)
1. Disability Income	NO
2. Health	NO
3. Homeowners	NO
4. Individual Annuity	NO
5. Individual Life	NO
6. Lender-Placed Home and Auto	NO
7. Long-Term Care	NO
8. Other Health	NO
9. Private Flood	NO
10. Private Passenger Auto	YES
11. Short-Term Limited Duration Health Plans	NO
12. Travel	NO



**SUPPLEMENT FOR THE YEAR 2023 OF THE AMICA PROPERTY AND CASUALTY INSURANCE COMPANY
 MARKET CONDUCT ANNUAL STATEMENT (MCAS) PREMIUM EXHIBIT FOR YEAR**

For The Year Ended December 31, 2023
 (To Be Filed by March 1)

FOR THE STATE OF: Connecticut

NAIC Group Code 0028

NAIC Company Code 12287

MCAS LINE OF BUSINESS	MCAS Reportable Premium/Considerations (Yes/No)
1. Disability Income	NO
2. Health	NO
3. Homeowners	NO
4. Individual Annuity	NO
5. Individual Life	NO
6. Lender-Placed Home and Auto	NO
7. Long-Term Care	NO
8. Other Health	NO
9. Private Flood	NO
10. Private Passenger Auto	YES
11. Short-Term Limited Duration Health Plans	NO
12. Travel	NO



**SUPPLEMENT FOR THE YEAR 2023 OF THE AMICA PROPERTY AND CASUALTY INSURANCE COMPANY
 MARKET CONDUCT ANNUAL STATEMENT (MCAS) PREMIUM EXHIBIT FOR YEAR**

For The Year Ended December 31, 2023
 (To Be Filed by March 1)

FOR THE STATE OF: Florida

NAIC Group Code 0028

NAIC Company Code 12287

MCAS LINE OF BUSINESS	MCAS Reportable Premium/Considerations (Yes/No)
1. Disability Income	NO
2. Health	NO
3. Homeowners	NO
4. Individual Annuity	NO
5. Individual Life	NO
6. Lender-Placed Home and Auto	NO
7. Long-Term Care	NO
8. Other Health	NO
9. Private Flood	NO
10. Private Passenger Auto	YES
11. Short-Term Limited Duration Health Plans	NO
12. Travel	NO



**SUPPLEMENT FOR THE YEAR 2023 OF THE AMICA PROPERTY AND CASUALTY INSURANCE COMPANY
MARKET CONDUCT ANNUAL STATEMENT (MCAS) PREMIUM EXHIBIT FOR YEAR**

For The Year Ended December 31, 2023
(To Be Filed by March 1)

FOR THE STATE OF: Georgia

NAIC Group Code 0028

NAIC Company Code 12287

MCAS LINE OF BUSINESS	MCAS Reportable Premium/Considerations (Yes/No)
1. Disability Income	NO
2. Health	NO
3. Homeowners	NO
4. Individual Annuity	NO
5. Individual Life	NO
6. Lender-Placed Home and Auto	NO
7. Long-Term Care	NO
8. Other Health	NO
9. Private Flood	NO
10. Private Passenger Auto	YES
11. Short-Term Limited Duration Health Plans	NO
12. Travel	NO



**SUPPLEMENT FOR THE YEAR 2023 OF THE AMICA PROPERTY AND CASUALTY INSURANCE COMPANY
MARKET CONDUCT ANNUAL STATEMENT (MCAS) PREMIUM EXHIBIT FOR YEAR**

For The Year Ended December 31, 2023
(To Be Filed by March 1)

FOR THE STATE OF: Illinois

NAIC Group Code 0028

NAIC Company Code 12287

MCAS LINE OF BUSINESS	MCAS Reportable Premium/Considerations (Yes/No)
1. Disability Income	NO
2. Health	NO
3. Homeowners	NO
4. Individual Annuity	NO
5. Individual Life	NO
6. Lender-Placed Home and Auto	NO
7. Long-Term Care	NO
8. Other Health	NO
9. Private Flood	NO
10. Private Passenger Auto	YES
11. Short-Term Limited Duration Health Plans	NO
12. Travel	NO



**SUPPLEMENT FOR THE YEAR 2023 OF THE AMICA PROPERTY AND CASUALTY INSURANCE COMPANY
MARKET CONDUCT ANNUAL STATEMENT (MCAS) PREMIUM EXHIBIT FOR YEAR**

For The Year Ended December 31, 2023
(To Be Filed by March 1)

FOR THE STATE OF: Indiana

NAIC Group Code 0028

NAIC Company Code 12287

MCAS LINE OF BUSINESS	MCAS Reportable Premium/Considerations (Yes/No)
1. Disability Income	NO
2. Health	NO
3. Homeowners	NO
4. Individual Annuity	NO
5. Individual Life	NO
6. Lender-Placed Home and Auto	NO
7. Long-Term Care	NO
8. Other Health	NO
9. Private Flood	NO
10. Private Passenger Auto	YES
11. Short-Term Limited Duration Health Plans	NO
12. Travel	NO



**SUPPLEMENT FOR THE YEAR 2023 OF THE AMICA PROPERTY AND CASUALTY INSURANCE COMPANY
 MARKET CONDUCT ANNUAL STATEMENT (MCAS) PREMIUM EXHIBIT FOR YEAR**

For The Year Ended December 31, 2023
 (To Be Filed by March 1)

FOR THE STATE OF: Maine

NAIC Group Code 0028

NAIC Company Code 12287

MCAS LINE OF BUSINESS	MCAS Reportable Premium/Considerations (Yes/No)
1. Disability Income	NO
2. Health	NO
3. Homeowners	NO
4. Individual Annuity	NO
5. Individual Life	NO
6. Lender-Placed Home and Auto	NO
7. Long-Term Care	NO
8. Other Health	NO
9. Private Flood	NO
10. Private Passenger Auto	YES
11. Short-Term Limited Duration Health Plans	NO
12. Travel	NO



**SUPPLEMENT FOR THE YEAR 2023 OF THE AMICA PROPERTY AND CASUALTY INSURANCE COMPANY
MARKET CONDUCT ANNUAL STATEMENT (MCAS) PREMIUM EXHIBIT FOR YEAR**

For The Year Ended December 31, 2023
(To Be Filed by March 1)

FOR THE STATE OF: Maryland

NAIC Group Code 0028

NAIC Company Code 12287

MCAS LINE OF BUSINESS	MCAS Reportable Premium/Considerations (Yes/No)
1. Disability Income	NO
2. Health	NO
3. Homeowners	NO
4. Individual Annuity	NO
5. Individual Life	NO
6. Lender-Placed Home and Auto	NO
7. Long-Term Care	NO
8. Other Health	NO
9. Private Flood	NO
10. Private Passenger Auto	YES
11. Short-Term Limited Duration Health Plans	NO
12. Travel	NO



**SUPPLEMENT FOR THE YEAR 2023 OF THE AMICA PROPERTY AND CASUALTY INSURANCE COMPANY
MARKET CONDUCT ANNUAL STATEMENT (MCAS) PREMIUM EXHIBIT FOR YEAR**

For The Year Ended December 31, 2023
(To Be Filed by March 1)

FOR THE STATE OF: Massachusetts

NAIC Group Code 0028

NAIC Company Code 12287

MCAS LINE OF BUSINESS	MCAS Reportable Premium/Considerations (Yes/No)
1. Disability Income	NO
2. Health	NO
3. Homeowners	NO
4. Individual Annuity	NO
5. Individual Life	NO
6. Lender-Placed Home and Auto	NO
7. Long-Term Care	NO
8. Other Health	NO
9. Private Flood	NO
10. Private Passenger Auto	YES
11. Short-Term Limited Duration Health Plans	NO
12. Travel	NO



**SUPPLEMENT FOR THE YEAR 2023 OF THE AMICA PROPERTY AND CASUALTY INSURANCE COMPANY
MARKET CONDUCT ANNUAL STATEMENT (MCAS) PREMIUM EXHIBIT FOR YEAR**

For The Year Ended December 31, 2023
(To Be Filed by March 1)

FOR THE STATE OF: Minnesota

NAIC Group Code 0028

NAIC Company Code 12287

MCAS LINE OF BUSINESS	MCAS Reportable Premium/Considerations (Yes/No)
1. Disability Income	NO
2. Health	NO
3. Homeowners	NO
4. Individual Annuity	NO
5. Individual Life	NO
6. Lender-Placed Home and Auto	NO
7. Long-Term Care	NO
8. Other Health	NO
9. Private Flood	NO
10. Private Passenger Auto	YES
11. Short-Term Limited Duration Health Plans	NO
12. Travel	NO



**SUPPLEMENT FOR THE YEAR 2023 OF THE AMICA PROPERTY AND CASUALTY INSURANCE COMPANY
MARKET CONDUCT ANNUAL STATEMENT (MCAS) PREMIUM EXHIBIT FOR YEAR**

For The Year Ended December 31, 2023
(To Be Filed by March 1)

FOR THE STATE OF: Nevada

NAIC Group Code 0028

NAIC Company Code 12287

MCAS LINE OF BUSINESS	MCAS Reportable Premium/Considerations (Yes/No)
1. Disability Income	NO
2. Health	NO
3. Homeowners	NO
4. Individual Annuity	NO
5. Individual Life	NO
6. Lender-Placed Home and Auto	NO
7. Long-Term Care	NO
8. Other Health	NO
9. Private Flood	NO
10. Private Passenger Auto	YES
11. Short-Term Limited Duration Health Plans	NO
12. Travel	NO



**SUPPLEMENT FOR THE YEAR 2023 OF THE AMICA PROPERTY AND CASUALTY INSURANCE COMPANY
MARKET CONDUCT ANNUAL STATEMENT (MCAS) PREMIUM EXHIBIT FOR YEAR**

For The Year Ended December 31, 2023
(To Be Filed by March 1)

FOR THE STATE OF: New Hampshire

NAIC Group Code 0028

NAIC Company Code 12287

MCAS LINE OF BUSINESS	MCAS Reportable Premium/Considerations (Yes/No)
1. Disability Income	NO
2. Health	NO
3. Homeowners	NO
4. Individual Annuity	NO
5. Individual Life	NO
6. Lender-Placed Home and Auto	NO
7. Long-Term Care	NO
8. Other Health	NO
9. Private Flood	NO
10. Private Passenger Auto	YES
11. Short-Term Limited Duration Health Plans	NO
12. Travel	NO



**SUPPLEMENT FOR THE YEAR 2023 OF THE AMICA PROPERTY AND CASUALTY INSURANCE COMPANY
MARKET CONDUCT ANNUAL STATEMENT (MCAS) PREMIUM EXHIBIT FOR YEAR**

For The Year Ended December 31, 2023
(To Be Filed by March 1)

FOR THE STATE OF: New Jersey

NAIC Group Code 0028

NAIC Company Code 12287

MCAS LINE OF BUSINESS	MCAS Reportable Premium/Considerations (Yes/No)
1. Disability Income	NO
2. Health	NO
3. Homeowners	NO
4. Individual Annuity	NO
5. Individual Life	NO
6. Lender-Placed Home and Auto	NO
7. Long-Term Care	NO
8. Other Health	NO
9. Private Flood	NO
10. Private Passenger Auto	YES
11. Short-Term Limited Duration Health Plans	NO
12. Travel	NO



**SUPPLEMENT FOR THE YEAR 2023 OF THE AMICA PROPERTY AND CASUALTY INSURANCE COMPANY
MARKET CONDUCT ANNUAL STATEMENT (MCAS) PREMIUM EXHIBIT FOR YEAR**

For The Year Ended December 31, 2023
(To Be Filed by March 1)

FOR THE STATE OF: Ohio

NAIC Group Code 0028

NAIC Company Code 12287

MCAS LINE OF BUSINESS	MCAS Reportable Premium/Considerations (Yes/No)
1. Disability Income	NO
2. Health	NO
3. Homeowners	NO
4. Individual Annuity	NO
5. Individual Life	NO
6. Lender-Placed Home and Auto	NO
7. Long-Term Care	NO
8. Other Health	NO
9. Private Flood	NO
10. Private Passenger Auto	YES
11. Short-Term Limited Duration Health Plans	NO
12. Travel	NO



**SUPPLEMENT FOR THE YEAR 2023 OF THE AMICA PROPERTY AND CASUALTY INSURANCE COMPANY
 MARKET CONDUCT ANNUAL STATEMENT (MCAS) PREMIUM EXHIBIT FOR YEAR**

For The Year Ended December 31, 2023
 (To Be Filed by March 1)

FOR THE STATE OF: Oregon

NAIC Group Code 0028

NAIC Company Code 12287

MCAS LINE OF BUSINESS	MCAS Reportable Premium/Considerations (Yes/No)
1. Disability Income	NO
2. Health	NO
3. Homeowners	NO
4. Individual Annuity	NO
5. Individual Life	NO
6. Lender-Placed Home and Auto	NO
7. Long-Term Care	NO
8. Other Health	NO
9. Private Flood	NO
10. Private Passenger Auto	YES
11. Short-Term Limited Duration Health Plans	NO
12. Travel	NO



**SUPPLEMENT FOR THE YEAR 2023 OF THE AMICA PROPERTY AND CASUALTY INSURANCE COMPANY
MARKET CONDUCT ANNUAL STATEMENT (MCAS) PREMIUM EXHIBIT FOR YEAR**

For The Year Ended December 31, 2023
(To Be Filed by March 1)

FOR THE STATE OF: Pennsylvania

NAIC Group Code 0028

NAIC Company Code 12287

MCAS LINE OF BUSINESS	MCAS Reportable Premium/Considerations (Yes/No)
1. Disability Income	NO
2. Health	NO
3. Homeowners	NO
4. Individual Annuity	NO
5. Individual Life	NO
6. Lender-Placed Home and Auto	NO
7. Long-Term Care	NO
8. Other Health	NO
9. Private Flood	NO
10. Private Passenger Auto	YES
11. Short-Term Limited Duration Health Plans	NO
12. Travel	NO



**SUPPLEMENT FOR THE YEAR 2023 OF THE AMICA PROPERTY AND CASUALTY INSURANCE COMPANY
 MARKET CONDUCT ANNUAL STATEMENT (MCAS) PREMIUM EXHIBIT FOR YEAR**

For The Year Ended December 31, 2023
 (To Be Filed by March 1)

FOR THE STATE OF: Rhode Island

NAIC Group Code 0028

NAIC Company Code 12287

MCAS LINE OF BUSINESS	MCAS Reportable Premium/Considerations (Yes/No)
1. Disability Income	NO
2. Health	NO
3. Homeowners	NO
4. Individual Annuity	NO
5. Individual Life	NO
6. Lender-Placed Home and Auto	NO
7. Long-Term Care	NO
8. Other Health	NO
9. Private Flood	NO
10. Private Passenger Auto	YES
11. Short-Term Limited Duration Health Plans	NO
12. Travel	NO



**SUPPLEMENT FOR THE YEAR 2023 OF THE AMICA PROPERTY AND CASUALTY INSURANCE COMPANY
MARKET CONDUCT ANNUAL STATEMENT (MCAS) PREMIUM EXHIBIT FOR YEAR**

For The Year Ended December 31, 2023
(To Be Filed by March 1)

FOR THE STATE OF: Tennessee

NAIC Group Code 0028

NAIC Company Code 12287

MCAS LINE OF BUSINESS	MCAS Reportable Premium/Considerations (Yes/No)
1. Disability Income	NO
2. Health	NO
3. Homeowners	NO
4. Individual Annuity	NO
5. Individual Life	NO
6. Lender-Placed Home and Auto	NO
7. Long-Term Care	NO
8. Other Health	NO
9. Private Flood	NO
10. Private Passenger Auto	YES
11. Short-Term Limited Duration Health Plans	NO
12. Travel	NO



**SUPPLEMENT FOR THE YEAR 2023 OF THE AMICA PROPERTY AND CASUALTY INSURANCE COMPANY
 MARKET CONDUCT ANNUAL STATEMENT (MCAS) PREMIUM EXHIBIT FOR YEAR**

For The Year Ended December 31, 2023
 (To Be Filed by March 1)

FOR THE STATE OF: Texas

NAIC Group Code 0028

NAIC Company Code 12287

MCAS LINE OF BUSINESS	MCAS Reportable Premium/Considerations (Yes/No)
1. Disability Income	NO.....
2. Health	NO.....
3. Homeowners	NO.....
4. Individual Annuity	NO.....
5. Individual Life	NO.....
6. Lender-Placed Home and Auto	NO.....
7. Long-Term Care	NO.....
8. Other Health	NO.....
9. Private Flood	NO.....
10. Private Passenger Auto	YES.....
11. Short-Term Limited Duration Health Plans	NO.....
12. Travel	NO.....



**SUPPLEMENT FOR THE YEAR 2023 OF THE AMICA PROPERTY AND CASUALTY INSURANCE COMPANY
MARKET CONDUCT ANNUAL STATEMENT (MCAS) PREMIUM EXHIBIT FOR YEAR**

For The Year Ended December 31, 2023
(To Be Filed by March 1)

FOR THE STATE OF: Virginia

NAIC Group Code 0028

NAIC Company Code 12287

MCAS LINE OF BUSINESS	MCAS Reportable Premium/Considerations (Yes/No)
1. Disability Income	NO
2. Health	NO
3. Homeowners	NO
4. Individual Annuity	NO
5. Individual Life	NO
6. Lender-Placed Home and Auto	NO
7. Long-Term Care	NO
8. Other Health	NO
9. Private Flood	NO
10. Private Passenger Auto	YES
11. Short-Term Limited Duration Health Plans	NO
12. Travel	NO



**SUPPLEMENT FOR THE YEAR 2023 OF THE AMICA PROPERTY AND CASUALTY INSURANCE COMPANY
MARKET CONDUCT ANNUAL STATEMENT (MCAS) PREMIUM EXHIBIT FOR YEAR**

For The Year Ended December 31, 2023
(To Be Filed by March 1)

FOR THE STATE OF: Washington

NAIC Group Code 0028

NAIC Company Code 12287

MCAS LINE OF BUSINESS	MCAS Reportable Premium/Considerations (Yes/No)
1. Disability Income	NO
2. Health	NO
3. Homeowners	NO
4. Individual Annuity	NO
5. Individual Life	NO
6. Lender-Placed Home and Auto	NO
7. Long-Term Care	NO
8. Other Health	NO
9. Private Flood	NO
10. Private Passenger Auto	YES
11. Short-Term Limited Duration Health Plans	NO
12. Travel	NO



**SUPPLEMENT FOR THE YEAR 2023 OF THE AMICA PROPERTY AND CASUALTY INSURANCE COMPANY
MARKET CONDUCT ANNUAL STATEMENT (MCAS) PREMIUM EXHIBIT FOR YEAR**

For The Year Ended December 31, 2023
(To Be Filed by March 1)

FOR THE STATE OF: Wisconsin

NAIC Group Code 0028

NAIC Company Code 12287

MCAS LINE OF BUSINESS	MCAS Reportable Premium/Considerations (Yes/No)
1. Disability Income	NO
2. Health	NO
3. Homeowners	NO
4. Individual Annuity	NO
5. Individual Life	NO
6. Lender-Placed Home and Auto	NO
7. Long-Term Care	NO
8. Other Health	NO
9. Private Flood	NO
10. Private Passenger Auto	YES
11. Short-Term Limited Duration Health Plans	NO
12. Travel	NO