



PROPERTY AND CASUALTY COMPANIES - ASSOCIATION EDITION

ANNUAL STATEMENT
FOR THE YEAR ENDED DECEMBER 31, 2023
OF THE CONDITION AND AFFAIRS OF THE

Providence Washington Insurance Company

NAIC Group Code 1248 1248 NAIC Company Code 24295 Employer's ID Number 05-0204450
(Current) (Prior)

Organized under the Laws of Rhode Island, State of Domicile or Port of Entry RI
Country of Domicile United States of America

Incorporated/Organized 01/05/1799 Commenced Business 02/01/1799

Statutory Home Office c/o Locke Lord, One Financial Plaza, Suite 2800, Westminster, Providence, RI, US 02903
Street (Street and Number) (City or Town, State, Country and Zip Code)

Main Administrative Office One World Trade Center, 41st Floor New York, NY, US 10007
(Street and Number) (City or Town, State, Country and Zip Code) 855-355-0327
(Area Code) (Telephone Number)

Mail Address One World Trade Center, 41st Floor New York, NY, US 10007
(Street and Number or P.O. Box) (City or Town, State, Country and Zip Code)

Primary Location of Books and Records One World Trade Center, 41st Floor New York, NY, US 10007
(Street and Number) (City or Town, State, Country and Zip Code) 855-355-0327
(Area Code) (Telephone Number)

Internet Website Address www.everspangroup.com

Statutory Statement Contact Nicholas Thomas Scott 855-355-0327
(Name) (Area Code) (Telephone Number)
nscott@everspangroup.com 212-208-3558
(E-mail Address) (FAX Number)

OFFICERS

Chief Executive Officer Claude LeBlanc Chief Financial Officer Steven Joseph Murray
President Steven Kenneth Dresner General Counsel, Secretary, and Chief Compliance Officer Nicholas Thomas Scott

OTHER

David Trick, Executive Vice President and Treasurer Darwin Earl Lucas #, Chief Underwriting Officer and Chief Reinsurance Officer Michael Jeffrey Scholl #, Chief Pricing Actuary

DIRECTORS OR TRUSTEES

Claude LeBlanc Steven Kenneth Dresner Stephen Michael Ksenak
Rhonta Sharon Smith David Trick

State of New York SS
County of New York

The officers of this reporting entity being duly sworn, each depose and say that they are the described officers of said reporting entity, and that on the reporting period stated above, all of the herein described assets were the absolute property of the said reporting entity, free and clear from any liens or claims thereon, except as herein stated, and that this statement, together with related exhibits, schedules and explanations therein contained, annexed or referred to, is a full and true statement of all the assets and liabilities and of the condition and affairs of the said reporting entity as of the reporting period stated above, and of its income and deductions therefrom for the period ended, and have been completed in accordance with the NAIC Annual Statement Instructions and Accounting Practices and Procedures manual except to the extent that: (1) state law may differ; or, (2) that state rules or regulations require differences in reporting not related to accounting practices and procedures, according to the best of their information, knowledge and belief, respectively. Furthermore, the scope of this attestation by the described officers also includes the related corresponding electronic filing with the NAIC, when required, that is an exact copy (except for formatting differences due to electronic filing) of the enclosed statement. The electronic filing may be requested by various regulators in lieu of or in addition to the enclosed statement.

Signatures of Steven Kenneth Dresner (President), Nicholas Thomas Scott (General Counsel, Secretary, and Chief Compliance Officer), and Steven Joseph Murray (Chief Financial Officer)

Subscribed and sworn to before me this 27th day of February, 2024
Tyhesia Lilly
Notary Public State of New York
June 9, 2027

a. Is this an original filing? Yes [X] No []
b. If no,
1. State the amendment number.....
2. Date filed
3. Number of pages attached.....





ANNUAL STATEMENT FOR THE YEAR 2023 OF THE PROVIDENCE WASHINGTON INSURANCE COMPANY

EXHIBIT OF PREMIUMS AND LOSSES (Statutory Page 14)

NAIC Group Code 1248

BUSINESS IN THE STATE OF Alabama

DURING THE YEAR 2023

NAIC Company Code 24295

Table with 12 columns: Line of Business, Direct Premiums Written, Direct Premiums Earned, Dividends Paid or Credited to Policyholders on Direct Business, Direct Unearned Premium Reserves, Direct Losses Paid (deducting salvage), Direct Losses Incurred, Direct Losses Unpaid, Direct Defense and Cost Containment Expense Paid, Direct Defense and Cost Containment Expense Incurred, Direct Defense and Cost Containment Expense Unpaid, Commissions and Brokerage Expenses, Taxes, Licenses and Fees. Rows include various insurance categories like Fire, Multiple Peril, Flood, etc., and a 'TOTAL (a)' row at the bottom.

(a) Finance and service charges not included in Lines 1 to 35 \$
(b) For health business on indicated lines report: Number of persons insured under PPO managed care products and number of persons insured under indemnity only products

19AL



ANNUAL STATEMENT FOR THE YEAR 2023 OF THE PROVIDENCE WASHINGTON INSURANCE COMPANY

EXHIBIT OF PREMIUMS AND LOSSES (Statutory Page 14)

NAIC Group Code 1248

BUSINESS IN THE STATE OF Alaska

DURING THE YEAR 2023

NAIC Company Code 24295

Line of Business	Gross Premiums, Including Policy and Membership Fees, Less Return Premiums and Premiums on Policies not Taken		3 Dividends Paid or Credited to Policyholders on Direct Business	4 Direct Unearned Premium Reserves	5 Direct Losses Paid (deducting salvage)	6 Direct Losses Incurred	7 Direct Losses Unpaid	8 Direct Defense and Cost Containment Expense Paid	9 Direct Defense and Cost Containment Expense Incurred	10 Direct Defense and Cost Containment Expense Unpaid	11 Commissions and Brokerage Expenses	12 Taxes, Licenses and Fees
	1 Direct Premiums Written	2 Direct Premiums Earned										
1. Fire												
2.1 Allied Lines												
2.2 Multiple Peril Crop												
2.3 Federal Flood												
2.4 Private Crop												
2.5 Private Flood												
3. Farmowners Multiple Peril												
4. Homeowners Multiple Peril												
5.1 Commercial Multiple Peril (Non-Liability Portion)												
5.2 Commercial Multiple Peril (Liability Portion)												
6. Mortgage Guaranty												
8. Ocean Marine												
9. Inland Marine												
10. Financial Guaranty												
11.1 Medical Professional Liability - Occurrence												
11.2 Medical Professional Liability - Claims-Made												
12. Earthquake												
13.1 Comprehensive (hospital and medical) ind (b)												
13.2 Comprehensive (hospital and medical) group (b)												
14. Credit A&H (Group and Individual)												
15.1 Vision Only (b)												
15.2 Dental Only (b)												
15.3 Disability Income (b)												
15.4 Medicare Supplement (b)												
15.5 Medicaid Title XIX (b)												
15.6 Medicare Title XVIII (b)												
15.7 Long-Term Care (b)												
15.8 Federal Employees Health Benefits Plan (b)												
15.9 Other Health (b)												
16. Workers' Compensation												
17.1 Other Liability - Occurrence												
17.2 Other Liability - Claims-Made												
17.3 Excess Workers' Compensation												
18.1 Products Liability - Occurrence												
18.2 Products Liability - Claims-Made												
19.1 Private Passenger Auto No-Fault (Personal Injury Protection)												
19.2 Other Private Passenger Auto Liability												
19.3 Commercial Auto No-Fault (Personal Injury Protection)												
19.4 Other Commercial Auto Liability												2,794
21.1 Private Passenger Auto Physical Damage												
21.2 Commercial Auto Physical Damage												
22. Aircraft (all perils)												
23. Fidelity												
24. Surety												
26. Burglary and Theft												
27. Boiler and Machinery												
28. Credit												
29. International												
30. Warranty												
31. Reins nonproportional assumed property	XXX	XXX	XXX	XXX	XXX	XXX	XXX	XXX	XXX	XXX	XXX	XXX
32. Reins nonproportional assumed liability	XXX	XXX	XXX	XXX	XXX	XXX	XXX	XXX	XXX	XXX	XXX	XXX
33. Reins nonproportional assumed financial lines	XXX	XXX	XXX	XXX	XXX	XXX	XXX	XXX	XXX	XXX	XXX	XXX
34. Aggregate Write-Ins for Other Lines of Business	0	0	0	0	0	0	0	0	0	0	0	0
35. Total (a)	0	0	0	0	0	0	0	0	0	0	0	2,794
DETAILS OF WRITE-INS												
3401.												
3402.												
3403.												
3498. Summary of remaining write-ins for Line 34 from overflow page	0	0	0	0	0	0	0	0	0	0	0	0
3499. Totals (Lines 3401 thru 3403 plus 3498)(Line 34 above)	0	0	0	0	0	0	0	0	0	0	0	0

(a) Finance and service charges not included in Lines 1 to 35 \$
 (b) For health business on indicated lines report: Number of persons insured under PPO managed care products and number of persons insured under indemnity only products

19AK



ANNUAL STATEMENT FOR THE YEAR 2023 OF THE PROVIDENCE WASHINGTON INSURANCE COMPANY

EXHIBIT OF PREMIUMS AND LOSSES (Statutory Page 14)

NAIC Group Code 1248

BUSINESS IN THE STATE OF Arizona

DURING THE YEAR 2023

NAIC Company Code 24295

Table with 12 columns: Line of Business, Direct Premiums Written, Direct Premiums Earned, Dividends Paid or Credited to Policyholders on Direct Business, Direct Unearned Premium Reserves, Direct Losses Paid (deducting salvage), Direct Losses Incurred, Direct Losses Unpaid, Direct Defense and Cost Containment Expense Paid, Direct Defense and Cost Containment Expense Incurred, Direct Defense and Cost Containment Expense Unpaid, Commissions and Brokerage Expenses, Taxes, Licenses and Fees. Rows include Fire, Multiple Peril Crop, Federal Flood, Private Crop, Farmowners Multiple Peril, Homeowners Multiple Peril, Commercial Multiple Peril (Non-Liability Portion), Commercial Multiple Peril (Liability Portion), Mortgage Guaranty, Ocean Marine, Inland Marine, Financial Guaranty, Medical Professional Liability, Earthquake, Comprehensive (hospital and medical) ind (b), Comprehensive (hospital and medical) group (b), Credit A&H (Group and Individual), Vision Only (b), Dental Only (b), Disability Income (b), Medicare Supplement (b), Medicaid Title XIX (b), Medicare Title XVIII (b), Long-Term Care (b), Federal Employees Health Benefits Plan (b), Other Health (b), Workers' Compensation, Other Liability - Occurrence, Other Liability - Claims-Made, Excess Workers' Compensation, Products Liability - Occurrence, Products Liability - Claims-Made, Private Passenger Auto No-Fault (Personal Injury Protection), Other Private Passenger Auto Liability, Commercial Auto No-Fault (Personal Injury Protection), Other Commercial Auto Liability, Private Passenger Auto Physical Damage, Commercial Auto Physical Damage, Aircraft (all perils), Fidelity, Surety, Burglary and Theft, Boiler and Machinery, Credit, International, Warranty, Reins nonproportional assumed property, Reins nonproportional assumed liability, Reins nonproportional assumed financial lines, Aggregate Write-Ins for Other Lines of Business, Total (a), DETAILS OF WRITE-INS, 3401, 3402, 3403, 3498, 3499.

19AZ

(a) Finance and service charges not included in Lines 1 to 35 \$ (b) For health business on indicated lines report: Number of persons insured under PPO managed care products and number of persons insured under indemnity only products



ANNUAL STATEMENT FOR THE YEAR 2023 OF THE PROVIDENCE WASHINGTON INSURANCE COMPANY

EXHIBIT OF PREMIUMS AND LOSSES (Statutory Page 14)

NAIC Group Code 1248

BUSINESS IN THE STATE OF Arkansas

DURING THE YEAR 2023

NAIC Company Code 24295

Table with 12 columns: Line of Business, Direct Premiums Written, Direct Premiums Earned, Dividends Paid or Credited to Policyholders on Direct Business, Direct Unearned Premium Reserves, Direct Losses Paid (deducting salvage), Direct Losses Incurred, Direct Losses Unpaid, Direct Defense and Cost Containment Expense Paid, Direct Defense and Cost Containment Expense Incurred, Direct Defense and Cost Containment Expense Unpaid, Commissions and Brokerage Expenses, Taxes, Licenses and Fees. Rows include various insurance lines like Fire, Multiple Peril, Flood, etc., and a 'TOTAL (a)' row.

19 AR

(a) Finance and service charges not included in Lines 1 to 35 \$
(b) For health business on indicated lines report: Number of persons insured under PPO managed care products and number of persons insured under indemnity only products



ANNUAL STATEMENT FOR THE YEAR 2023 OF THE PROVIDENCE WASHINGTON INSURANCE COMPANY

EXHIBIT OF PREMIUMS AND LOSSES (Statutory Page 14)

NAIC Group Code 1248

BUSINESS IN THE STATE OF California

DURING THE YEAR 2023

NAIC Company Code 24295

Table with 12 columns: Line of Business, Direct Premiums Written, Direct Premiums Earned, Dividends Paid or Credited to Policyholders on Direct Business, Direct Unearned Premium Reserves, Direct Losses Paid (deducting salvage), Direct Losses Incurred, Direct Losses Unpaid, Direct Defense and Cost Containment Expense Paid, Direct Defense and Cost Containment Expense Incurred, Direct Defense and Cost Containment Expense Unpaid, Commissions and Brokerage Expenses, Taxes, Licenses and Fees. Rows include Fire, Multiple Peril Crop, Federal Flood, Private Crop, Farmowners Multiple Peril, Homeowners Multiple Peril, Commercial Multiple Peril (Non-Liability Portion), Commercial Multiple Peril (Liability Portion), Mortgage Guaranty, Ocean Marine, Inland Marine, Financial Guaranty, Medical Professional Liability, Earthquake, Comprehensive (hospital and medical) ind (b), Comprehensive (hospital and medical) group (b), Credit A&H (Group and Individual), Vision Only (b), Dental Only (b), Disability Income (b), Medicare Supplement (b), Medicaid Title XIX (b), Medicare Title XVIII (b), Long-Term Care (b), Federal Employees Health Benefits Plan (b), Other Health (b), Workers' Compensation, Other Liability - Occurrence, Other Liability - Claims-Made, Excess Workers' Compensation, Products Liability - Occurrence, Products Liability - Claims-Made, Private Passenger Auto No-Fault (Personal Injury Protection), Other Private Passenger Auto Liability, Commercial Auto No-Fault (Personal Injury Protection), Other Commercial Auto Liability, Private Passenger Auto Physical Damage, Commercial Auto Physical Damage, Aircraft (all perils), Fidelity, Surety, Burglary and Theft, Boiler and Machinery, Credit, International, Warranty, Reins nonproportional assumed property, Reins nonproportional assumed liability, Reins nonproportional assumed financial lines, Aggregate Write-Ins for Other Lines of Business, Total (a), DETAILS OF WRITE-INS, 3401, 3402, 3403, 3498 Summary of remaining write-ins for Line 34 from overflow page, 3499 Totals (Lines 3401 thru 3403 plus 3498)(Line 34 above).

(a) Finance and service charges not included in Lines 1 to 35 \$

(b) For health business on indicated lines report: Number of persons insured under PPO managed care products and number of persons insured under indemnity only products

19 CA



ANNUAL STATEMENT FOR THE YEAR 2023 OF THE PROVIDENCE WASHINGTON INSURANCE COMPANY

EXHIBIT OF PREMIUMS AND LOSSES (Statutory Page 14)

NAIC Group Code 1248

BUSINESS IN THE STATE OF Colorado

DURING THE YEAR 2023

NAIC Company Code 24295

Table with 12 columns: Line of Business, Direct Premiums Written, Direct Premiums Earned, Dividends Paid or Credited to Policyholders on Direct Business, Direct Unearned Premium Reserves, Direct Losses Paid (deducting salvage), Direct Losses Incurred, Direct Losses Unpaid, Direct Defense and Cost Containment Expense Paid, Direct Defense and Cost Containment Expense Incurred, Direct Defense and Cost Containment Expense Unpaid, Commissions and Brokerage Expenses, Taxes, Licenses and Fees. Rows include various insurance lines like Fire, Multiple Peril Crop, Commercial Multiple Peril, etc.

(a) Finance and service charges not included in Lines 1 to 35 \$
(b) For health business on indicated lines report: Number of persons insured under PPO managed care products and number of persons insured under indemnity only products

19 CO



ANNUAL STATEMENT FOR THE YEAR 2023 OF THE PROVIDENCE WASHINGTON INSURANCE COMPANY

EXHIBIT OF PREMIUMS AND LOSSES (Statutory Page 14)

NAIC Group Code 1248

BUSINESS IN THE STATE OF Connecticut

DURING THE YEAR 2023

NAIC Company Code 24295

Line of Business	Gross Premiums, Including Policy and Membership Fees, Less Return Premiums and Premiums on Policies not Taken		3 Dividends Paid or Credited to Policyholders on Direct Business	4 Direct Unearned Premium Reserves	5 Direct Losses Paid (deducting salvage)	6 Direct Losses Incurred	7 Direct Losses Unpaid	8 Direct Defense and Cost Containment Expense Paid	9 Direct Defense and Cost Containment Expense Incurred	10 Direct Defense and Cost Containment Expense Unpaid	11 Commissions and Brokerage Expenses	12 Taxes, Licenses and Fees
	1 Direct Premiums Written	2 Direct Premiums Earned										
1. Fire												
2.1 Allied Lines												
2.2 Multiple Peril Crop												
2.3 Federal Flood												
2.4 Private Crop												
2.5 Private Flood												
3. Farmowners Multiple Peril												
4. Homeowners Multiple Peril												
5.1 Commercial Multiple Peril (Non-Liability Portion)												
5.2 Commercial Multiple Peril (Liability Portion)												
6. Mortgage Guaranty												
8. Ocean Marine												
9. Inland Marine												
10. Financial Guaranty												
11.1 Medical Professional Liability - Occurrence												
11.2 Medical Professional Liability - Claims-Made												
12. Earthquake												
13.1 Comprehensive (hospital and medical) ind (b)												
13.2 Comprehensive (hospital and medical) group (b)												
14. Credit A&H (Group and Individual)												
15.1 Vision Only (b)												
15.2 Dental Only (b)												
15.3 Disability Income (b)												
15.4 Medicare Supplement (b)												
15.5 Medicaid Title XIX (b)												
15.6 Medicare Title XVIII (b)												
15.7 Long-Term Care (b)												
15.8 Federal Employees Health Benefits Plan (b)												
15.9 Other Health (b)												
16. Workers' Compensation												
17.1 Other Liability - Occurrence												
17.2 Other Liability - Claims-Made												
17.3 Excess Workers' Compensation												
18.1 Products Liability - Occurrence												
18.2 Products Liability - Claims-Made												
19.1 Private Passenger Auto No-Fault (Personal Injury Protection)												
19.2 Other Private Passenger Auto Liability												
19.3 Commercial Auto No-Fault (Personal Injury Protection)												
19.4 Other Commercial Auto Liability												(4,529)
21.1 Private Passenger Auto Physical Damage												
21.2 Commercial Auto Physical Damage												
22. Aircraft (all perils)												
23. Fidelity												
24. Surety												
26. Burglary and Theft												
27. Boiler and Machinery												
28. Credit												
29. International												
30. Warranty												
31. Reins nonproportional assumed property	XXX	XXX	XXX	XXX	XXX	XXX	XXX	XXX	XXX	XXX	XXX	XXX
32. Reins nonproportional assumed liability	XXX	XXX	XXX	XXX	XXX	XXX	XXX	XXX	XXX	XXX	XXX	XXX
33. Reins nonproportional assumed financial lines	XXX	XXX	XXX	XXX	XXX	XXX	XXX	XXX	XXX	XXX	XXX	XXX
34. Aggregate Write-Ins for Other Lines of Business	0	0	0	0	0	0	0	0	0	0	0	0
35. Total (a)	0	0	0	0	0	0	0	0	0	0	0	(4,529)
DETAILS OF WRITE-INS												
3401.												
3402.												
3403.												
3498. Summary of remaining write-ins for Line 34 from overflow page	0	0	0	0	0	0	0	0	0	0	0	0
3499. Totals (Lines 3401 thru 3403 plus 3498)(Line 34 above)	0	0	0	0	0	0	0	0	0	0	0	0

(a) Finance and service charges not included in Lines 1 to 35 \$
 (b) For health business on indicated lines report: Number of persons insured under PPO managed care products and number of persons insured under indemnity only products

19 CT



ANNUAL STATEMENT FOR THE YEAR 2023 OF THE PROVIDENCE WASHINGTON INSURANCE COMPANY

EXHIBIT OF PREMIUMS AND LOSSES (Statutory Page 14)

NAIC Group Code 1248

BUSINESS IN THE STATE OF Delaware

DURING THE YEAR 2023

NAIC Company Code 24295

Table with 12 columns: Line of Business, Direct Premiums Written, Direct Premiums Earned, Dividends Paid or Credited to Policyholders on Direct Business, Direct Unearned Premium Reserves, Direct Losses Paid (deducting salvage), Direct Losses Incurred, Direct Losses Unpaid, Direct Defense and Cost Containment Expense Paid, Direct Defense and Cost Containment Expense Incurred, Direct Defense and Cost Containment Expense Unpaid, Commissions and Brokerage Expenses, Taxes, Licenses and Fees. Rows include various insurance lines like Fire, Multiple Peril, Flood, etc., and a 'DETAILS OF WRITE-INS' section at the bottom.

19 DE

(a) Finance and service charges not included in Lines 1 to 35 \$
(b) For health business on indicated lines report: Number of persons insured under PPO managed care products and number of persons insured under indemnity only products



ANNUAL STATEMENT FOR THE YEAR 2023 OF THE PROVIDENCE WASHINGTON INSURANCE COMPANY

EXHIBIT OF PREMIUMS AND LOSSES (Statutory Page 14)

NAIC Group Code 1248

BUSINESS IN THE STATE OF District of Columbia

DURING THE YEAR 2023

NAIC Company Code 24295

Table with 12 columns: Line of Business, Direct Premiums Written, Direct Premiums Earned, Dividends Paid or Credited to Policyholders on Direct Business, Direct Unearned Premium Reserves, Direct Losses Paid (deducting salvage), Direct Losses Incurred, Direct Losses Unpaid, Direct Defense and Cost Containment Expense Paid, Direct Defense and Cost Containment Expense Incurred, Direct Defense and Cost Containment Expense Unpaid, Commissions and Brokerage Expenses, Taxes, Licenses and Fees. Rows include various insurance lines like Fire, Multiple Peril Crop, Federal Flood, etc., and a 'DETAILS OF WRITE-INS' section at the bottom.

19.DC

(a) Finance and service charges not included in Lines 1 to 35 \$
(b) For health business on indicated lines report: Number of persons insured under PPO managed care products and number of persons insured under indemnity only products



ANNUAL STATEMENT FOR THE YEAR 2023 OF THE PROVIDENCE WASHINGTON INSURANCE COMPANY

EXHIBIT OF PREMIUMS AND LOSSES (Statutory Page 14)

NAIC Group Code 1248

BUSINESS IN THE STATE OF Florida

DURING THE YEAR 2023

NAIC Company Code 24295

Table with 12 columns: Line of Business, Direct Premiums Written, Direct Premiums Earned, Dividends Paid or Credited to Policyholders on Direct Business, Direct Unearned Premium Reserves, Direct Losses Paid (deducting salvage), Direct Losses Incurred, Direct Losses Unpaid, Direct Defense and Cost Containment Expense Paid, Direct Defense and Cost Containment Expense Incurred, Direct Defense and Cost Containment Expense Unpaid, Commissions and Brokerage Expenses, Taxes, Licenses and Fees. Rows include various insurance lines like Fire, Multiple Peril, Flood, etc., and a 'DETAILS OF WRITE-INS' section at the bottom.

19 FL

(a) Finance and service charges not included in Lines 1 to 35 \$
(b) For health business on indicated lines report: Number of persons insured under PPO managed care products and number of persons insured under indemnity only products



ANNUAL STATEMENT FOR THE YEAR 2023 OF THE PROVIDENCE WASHINGTON INSURANCE COMPANY

EXHIBIT OF PREMIUMS AND LOSSES (Statutory Page 14)

NAIC Group Code 1248

BUSINESS IN THE STATE OF Georgia

DURING THE YEAR 2023

NAIC Company Code 24295

Table with 12 columns: Line of Business, Direct Premiums Written, Direct Premiums Earned, Dividends Paid or Credited to Policyholders on Direct Business, Direct Unearned Premium Reserves, Direct Losses Paid (deducting salvage), Direct Losses Incurred, Direct Losses Unpaid, Direct Defense and Cost Containment Expense Paid, Direct Defense and Cost Containment Expense Incurred, Direct Defense and Cost Containment Expense Unpaid, Commissions and Brokerage Expenses, Taxes, Licenses and Fees. Rows include various insurance lines like Fire, Multiple Peril, Flood, etc., and a 'DETAILS OF WRITE-INS' section at the bottom.

(a) Finance and service charges not included in Lines 1 to 35 \$
(b) For health business on indicated lines report: Number of persons insured under PPO managed care products and number of persons insured under indemnity only products

19 GA



ANNUAL STATEMENT FOR THE YEAR 2023 OF THE PROVIDENCE WASHINGTON INSURANCE COMPANY

EXHIBIT OF PREMIUMS AND LOSSES (Statutory Page 14)

NAIC Group Code 1248

BUSINESS IN THE STATE OF Hawaii

DURING THE YEAR 2023

NAIC Company Code 24295

Table with 12 columns: Line of Business, Direct Premiums Written, Direct Premiums Earned, Dividends Paid or Credited to Policyholders on Direct Business, Direct Unearned Premium Reserves, Direct Losses Paid (deducting salvage), Direct Losses Incurred, Direct Losses Unpaid, Direct Defense and Cost Containment Expense Paid, Direct Defense and Cost Containment Expense Incurred, Direct Defense and Cost Containment Expense Unpaid, Commissions and Brokerage Expenses, Taxes, Licenses and Fees. Rows include various insurance lines like Fire, Multiple Peril, Flood, etc., and a 'DETAILS OF WRITE-INS' section at the bottom.

(a) Finance and service charges not included in Lines 1 to 35 \$ (b) For health business on indicated lines report: Number of persons insured under PPO managed care products and number of persons insured under indemnity only products

19.HI



ANNUAL STATEMENT FOR THE YEAR 2023 OF THE PROVIDENCE WASHINGTON INSURANCE COMPANY

EXHIBIT OF PREMIUMS AND LOSSES (Statutory Page 14)

NAIC Group Code 1248

BUSINESS IN THE STATE OF Idaho

DURING THE YEAR 2023

NAIC Company Code 24295

Table with 12 columns: Line of Business, Gross Premiums (Direct Written, Direct Earned), Dividends Paid, Direct Unearned Premium Reserves, Direct Losses Paid, Direct Losses Incurred, Direct Losses Unpaid, Direct Defense and Cost Containment Expense Paid, Direct Defense and Cost Containment Expense Incurred, Direct Defense and Cost Containment Expense Unpaid, Commissions and Brokerage Expenses, Taxes, Licenses and Fees. Rows include Fire, Multiple Peril Crop, Federal Flood, etc., ending with a Total (a) row.

(a) Finance and service charges not included in Lines 1 to 35 \$
(b) For health business on indicated lines report: Number of persons insured under PPO managed care products and number of persons insured under indemnity only products

19.1D



ANNUAL STATEMENT FOR THE YEAR 2023 OF THE PROVIDENCE WASHINGTON INSURANCE COMPANY

EXHIBIT OF PREMIUMS AND LOSSES (Statutory Page 14)

NAIC Group Code 1248

BUSINESS IN THE STATE OF Illinois

DURING THE YEAR 2023

NAIC Company Code 24295

Table with 12 columns: Line of Business, Direct Premiums Written, Direct Premiums Earned, Dividends Paid or Credited to Policyholders on Direct Business, Direct Unearned Premium Reserves, Direct Losses Paid (deducting salvage), Direct Losses Incurred, Direct Losses Unpaid, Direct Defense and Cost Containment Expense Paid, Direct Defense and Cost Containment Expense Incurred, Direct Defense and Cost Containment Expense Unpaid, Commissions and Brokerage Expenses, Taxes, Licenses and Fees. Rows include various insurance categories like Fire, Multiple Peril, Flood, etc., and a 'TOTAL (a)' row.

(a) Finance and service charges not included in Lines 1 to 35 \$... (b) For health business on indicated lines report: Number of persons insured under PPO managed care products ... and number of persons insured under indemnity only products ...

19.1L



ANNUAL STATEMENT FOR THE YEAR 2023 OF THE PROVIDENCE WASHINGTON INSURANCE COMPANY

EXHIBIT OF PREMIUMS AND LOSSES (Statutory Page 14)

NAIC Group Code 1248

BUSINESS IN THE STATE OF Indiana

DURING THE YEAR 2023

NAIC Company Code 24295

Table with 12 columns: Line of Business, Direct Premiums Written, Direct Premiums Earned, Dividends Paid or Credited to Policyholders on Direct Business, Direct Unearned Premium Reserves, Direct Losses Paid (deducting salvage), Direct Losses Incurred, Direct Losses Unpaid, Direct Defense and Cost Containment Expense Paid, Direct Defense and Cost Containment Expense Incurred, Direct Defense and Cost Containment Expense Unpaid, Commissions and Brokerage Expenses, Taxes, Licenses and Fees. Rows include various insurance lines like Fire, Multiple Peril, Flood, etc., and a 'DETAILS OF WRITE-INS' section at the bottom.

(a) Finance and service charges not included in Lines 1 to 35 \$
(b) For health business on indicated lines report: Number of persons insured under PPO managed care products and number of persons insured under indemnity only products

19.IN



ANNUAL STATEMENT FOR THE YEAR 2023 OF THE PROVIDENCE WASHINGTON INSURANCE COMPANY

EXHIBIT OF PREMIUMS AND LOSSES (Statutory Page 14)

NAIC Group Code 1248

BUSINESS IN THE STATE OF Iowa

DURING THE YEAR 2023

NAIC Company Code 24295

Table with 12 columns: Line of Business, Direct Premiums Written, Direct Premiums Earned, Dividends Paid or Credited to Policyholders on Direct Business, Direct Unearned Premium Reserves, Direct Losses Paid (deducting salvage), Direct Losses Incurred, Direct Losses Unpaid, Direct Defense and Cost Containment Expense Paid, Direct Defense and Cost Containment Expense Incurred, Direct Defense and Cost Containment Expense Unpaid, Commissions and Brokerage Expenses, Taxes, Licenses and Fees. Rows include various insurance lines like Fire, Multiple Peril, Flood, etc., and a 'DETAILS OF WRITE-INS' section at the bottom.

(a) Finance and service charges not included in Lines 1 to 35 \$ (b) For health business on indicated lines report: Number of persons insured under PPO managed care products and number of persons insured under indemnity only products

191A



ANNUAL STATEMENT FOR THE YEAR 2023 OF THE PROVIDENCE WASHINGTON INSURANCE COMPANY

EXHIBIT OF PREMIUMS AND LOSSES (Statutory Page 14)

NAIC Group Code 1248

BUSINESS IN THE STATE OF Kansas

DURING THE YEAR 2023

NAIC Company Code 24295

Table with 12 columns: Line of Business, Direct Premiums Written, Direct Premiums Earned, Dividends Paid or Credited to Policyholders on Direct Business, Direct Unearned Premium Reserves, Direct Losses Paid (deducting salvage), Direct Losses Incurred, Direct Losses Unpaid, Direct Defense and Cost Containment Expense Paid, Direct Defense and Cost Containment Expense Incurred, Direct Defense and Cost Containment Expense Unpaid, Commissions and Brokerage Expenses, Taxes, Licenses and Fees. Rows include various insurance lines like Fire, Multiple Peril, Flood, etc., and a 'DETAILS OF WRITE-INS' section at the bottom.

19 KS

(a) Finance and service charges not included in Lines 1 to 35 \$ (b) For health business on indicated lines report: Number of persons insured under PPO managed care products and number of persons insured under indemnity only products



ANNUAL STATEMENT FOR THE YEAR 2023 OF THE PROVIDENCE WASHINGTON INSURANCE COMPANY

EXHIBIT OF PREMIUMS AND LOSSES (Statutory Page 14)

NAIC Group Code 1248

BUSINESS IN THE STATE OF Kentucky

DURING THE YEAR 2023

NAIC Company Code 24295

Table with 12 columns: Line of Business, Direct Premiums Written, Direct Premiums Earned, Dividends Paid or Credited to Policyholders on Direct Business, Direct Unearned Premium Reserves, Direct Losses Paid (deducting salvage), Direct Losses Incurred, Direct Losses Unpaid, Direct Defense and Cost Containment Expense Paid, Direct Defense and Cost Containment Expense Incurred, Direct Defense and Cost Containment Expense Unpaid, Commissions and Brokerage Expenses, Taxes, Licenses and Fees. Rows include various insurance lines like Fire, Multiple Peril, Flood, etc., and a 'DETAILS OF WRITE-INS' section at the bottom.

19 KY

(a) Finance and service charges not included in Lines 1 to 35 \$ (b) For health business on indicated lines report: Number of persons insured under PPO managed care products and number of persons insured under indemnity only products



ANNUAL STATEMENT FOR THE YEAR 2023 OF THE PROVIDENCE WASHINGTON INSURANCE COMPANY

EXHIBIT OF PREMIUMS AND LOSSES (Statutory Page 14)

NAIC Group Code 1248

BUSINESS IN THE STATE OF Louisiana

DURING THE YEAR 2023

NAIC Company Code 24295

Table with 12 columns: Line of Business, Direct Premiums Written, Direct Premiums Earned, Dividends Paid or Credited to Policyholders on Direct Business, Direct Unearned Premium Reserves, Direct Losses Paid (deducting salvage), Direct Losses Incurred, Direct Losses Unpaid, Direct Defense and Cost Containment Expense Paid, Direct Defense and Cost Containment Expense Incurred, Direct Defense and Cost Containment Expense Unpaid, Commissions and Brokerage Expenses, Taxes, Licenses and Fees. Rows include various insurance lines like Fire, Multiple Peril Crop, Federal Flood, etc., and a 'DETAILS OF WRITE-INS' section at the bottom.

191A

(a) Finance and service charges not included in Lines 1 to 35 \$ (b) For health business on indicated lines report: Number of persons insured under PPO managed care products and number of persons insured under indemnity only products



ANNUAL STATEMENT FOR THE YEAR 2023 OF THE PROVIDENCE WASHINGTON INSURANCE COMPANY

EXHIBIT OF PREMIUMS AND LOSSES (Statutory Page 14)

NAIC Group Code 1248

BUSINESS IN THE STATE OF Maine

DURING THE YEAR 2023

NAIC Company Code 24295

Table with 12 columns: Line of Business, Direct Premiums Written, Direct Premiums Earned, Dividends Paid or Credited to Policyholders on Direct Business, Direct Unearned Premium Reserves, Direct Losses Paid (deducting salvage), Direct Losses Incurred, Direct Losses Unpaid, Direct Defense and Cost Containment Expense Paid, Direct Defense and Cost Containment Expense Incurred, Direct Defense and Cost Containment Expense Unpaid, Commissions and Brokerage Expenses, Taxes, Licenses and Fees. Rows include various insurance lines like Fire, Multiple Peril, Flood, etc., and a 'DETAILS OF WRITE-INS' section at the bottom.

(a) Finance and service charges not included in Lines 1 to 35 \$
(b) For health business on indicated lines report: Number of persons insured under PPO managed care products and number of persons insured under indemnity only products

19 ME



ANNUAL STATEMENT FOR THE YEAR 2023 OF THE PROVIDENCE WASHINGTON INSURANCE COMPANY

EXHIBIT OF PREMIUMS AND LOSSES (Statutory Page 14)

NAIC Group Code 1248

BUSINESS IN THE STATE OF Maryland

DURING THE YEAR 2023

NAIC Company Code 24295

Line of Business	Gross Premiums, Including Policy and Membership Fees, Less Return Premiums and Premiums on Policies not Taken		3 Dividends Paid or Credited to Policyholders on Direct Business	4 Direct Unearned Premium Reserves	5 Direct Losses Paid (deducting salvage)	6 Direct Losses Incurred	7 Direct Losses Unpaid	8 Direct Defense and Cost Containment Expense Paid	9 Direct Defense and Cost Containment Expense Incurred	10 Direct Defense and Cost Containment Expense Unpaid	11 Commissions and Brokerage Expenses	12 Taxes, Licenses and Fees
	1 Direct Premiums Written	2 Direct Premiums Earned										
1. Fire												
2.1 Allied Lines												
2.2 Multiple Peril Crop												
2.3 Federal Flood												
2.4 Private Crop												
2.5 Private Flood												
3. Farmowners Multiple Peril												
4. Homeowners Multiple Peril												
5.1 Commercial Multiple Peril (Non-Liability Portion)												
5.2 Commercial Multiple Peril (Liability Portion)												
6. Mortgage Guaranty												
8. Ocean Marine												
9. Inland Marine												
10. Financial Guaranty												
11.1 Medical Professional Liability - Occurrence												
11.2 Medical Professional Liability - Claims-Made												
12. Earthquake												
13.1 Comprehensive (hospital and medical) ind (b)												
13.2 Comprehensive (hospital and medical) group (b)												
14. Credit A&H (Group and Individual)												
15.1 Vision Only (b)												
15.2 Dental Only (b)												
15.3 Disability Income (b)												
15.4 Medicare Supplement (b)												
15.5 Medicaid Title XIX (b)												
15.6 Medicare Title XVIII (b)												
15.7 Long-Term Care (b)												
15.8 Federal Employees Health Benefits Plan (b)												
15.9 Other Health (b)												
16. Workers' Compensation												
17.1 Other Liability - Occurrence												
17.2 Other Liability - Claims-Made												
17.3 Excess Workers' Compensation												
18.1 Products Liability - Occurrence												
18.2 Products Liability - Claims-Made												
19.1 Private Passenger Auto No-Fault (Personal Injury Protection)												
19.2 Other Private Passenger Auto Liability												
19.3 Commercial Auto No-Fault (Personal Injury Protection)												
19.4 Other Commercial Auto Liability												
21.1 Private Passenger Auto Physical Damage												650
21.2 Commercial Auto Physical Damage												
22. Aircraft (all perils)												
23. Fidelity												
24. Surety												
26. Burglary and Theft												
27. Boiler and Machinery												
28. Credit												
29. International												
30. Warranty												
31. Reins nonproportional assumed property	XXX	XXX	XXX	XXX	XXX	XXX	XXX	XXX	XXX	XXX	XXX	XXX
32. Reins nonproportional assumed liability	XXX	XXX	XXX	XXX	XXX	XXX	XXX	XXX	XXX	XXX	XXX	XXX
33. Reins nonproportional assumed financial lines	XXX	XXX	XXX	XXX	XXX	XXX	XXX	XXX	XXX	XXX	XXX	XXX
34. Aggregate Write-Ins for Other Lines of Business	0	0	0	0	0	0	0	0	0	0	0	0
35. Total (a)	0	0	0	0	0	0	0	0	0	0	0	650
DETAILS OF WRITE-INS												
3401.												
3402.												
3403.												
3498. Summary of remaining write-ins for Line 34 from overflow page	0	0	0	0	0	0	0	0	0	0	0	0
3499. Totals (Lines 3401 thru 3403 plus 3498)(Line 34 above)	0	0	0	0	0	0	0	0	0	0	0	0

(a) Finance and service charges not included in Lines 1 to 35 \$

(b) For health business on indicated lines report: Number of persons insured under PPO managed care products and number of persons insured under indemnity only products

19.MD



ANNUAL STATEMENT FOR THE YEAR 2023 OF THE PROVIDENCE WASHINGTON INSURANCE COMPANY

EXHIBIT OF PREMIUMS AND LOSSES (Statutory Page 14)

NAIC Group Code 1248

BUSINESS IN THE STATE OF Massachusetts

DURING THE YEAR 2023

NAIC Company Code 24295

Line of Business	Gross Premiums, Including Policy and Membership Fees, Less Return Premiums and Premiums on Policies not Taken		3 Dividends Paid or Credited to Policyholders on Direct Business	4 Direct Unearned Premium Reserves	5 Direct Losses Paid (deducting salvage)	6 Direct Losses Incurred	7 Direct Losses Unpaid	8 Direct Defense and Cost Containment Expense Paid	9 Direct Defense and Cost Containment Expense Incurred	10 Direct Defense and Cost Containment Expense Unpaid	11 Commissions and Brokerage Expenses	12 Taxes, Licenses and Fees
	1 Direct Premiums Written	2 Direct Premiums Earned										
1. Fire												
2.1 Allied Lines												
2.2 Multiple Peril Crop												
2.3 Federal Flood												
2.4 Private Crop												
2.5 Private Flood												
3. Farmowners Multiple Peril												
4. Homeowners Multiple Peril												
5.1 Commercial Multiple Peril (Non-Liability Portion)												
5.2 Commercial Multiple Peril (Liability Portion)												
6. Mortgage Guaranty												
8. Ocean Marine												
9. Inland Marine												
10. Financial Guaranty												
11.1 Medical Professional Liability - Occurrence												
11.2 Medical Professional Liability - Claims-Made												
12. Earthquake												
13.1 Comprehensive (hospital and medical) ind (b)												
13.2 Comprehensive (hospital and medical) group (b)												
14. Credit A&H (Group and Individual)												
15.1 Vision Only (b)												
15.2 Dental Only (b)												
15.3 Disability Income (b)												
15.4 Medicare Supplement (b)												
15.5 Medicaid Title XIX (b)												
15.6 Medicare Title XVIII (b)												
15.7 Long-Term Care (b)												
15.8 Federal Employees Health Benefits Plan (b)												
15.9 Other Health (b)												
16. Workers' Compensation												
17.1 Other Liability - Occurrence												
17.2 Other Liability - Claims-Made												
17.3 Excess Workers' Compensation												
18.1 Products Liability - Occurrence												
18.2 Products Liability - Claims-Made												
19.1 Private Passenger Auto No-Fault (Personal Injury Protection)												
19.2 Other Private Passenger Auto Liability												
19.3 Commercial Auto No-Fault (Personal Injury Protection)												
19.4 Other Commercial Auto Liability												16,599
21.1 Private Passenger Auto Physical Damage												
21.2 Commercial Auto Physical Damage												
22. Aircraft (all perils)												
23. Fidelity												
24. Surety												
26. Burglary and Theft												
27. Boiler and Machinery												
28. Credit												
29. International												
30. Warranty												
31. Reins nonproportional assumed property	XXX	XXX	XXX	XXX	XXX	XXX	XXX	XXX	XXX	XXX	XXX	XXX
32. Reins nonproportional assumed liability	XXX	XXX	XXX	XXX	XXX	XXX	XXX	XXX	XXX	XXX	XXX	XXX
33. Reins nonproportional assumed financial lines	XXX	XXX	XXX	XXX	XXX	XXX	XXX	XXX	XXX	XXX	XXX	XXX
34. Aggregate Write-Ins for Other Lines of Business	0	0	0	0	0	0	0	0	0	0	0	0
35. Total (a)	0	0	0	0	0	0	0	0	0	0	0	16,599
DETAILS OF WRITE-INS												
3401.												
3402.												
3403.												
3498. Summary of remaining write-ins for Line 34 from overflow page	0	0	0	0	0	0	0	0	0	0	0	0
3499. Totals (Lines 3401 thru 3403 plus 3498)(Line 34 above)	0	0	0	0	0	0	0	0	0	0	0	0

(a) Finance and service charges not included in Lines 1 to 35 \$
 (b) For health business on indicated lines report: Number of persons insured under PPO managed care products and number of persons insured under indemnity only products

19 MA



ANNUAL STATEMENT FOR THE YEAR 2023 OF THE PROVIDENCE WASHINGTON INSURANCE COMPANY

EXHIBIT OF PREMIUMS AND LOSSES (Statutory Page 14)

NAIC Group Code 1248

BUSINESS IN THE STATE OF Michigan

DURING THE YEAR 2023

NAIC Company Code 24295

Table with 12 columns: Line of Business, Direct Premiums Written, Direct Premiums Earned, Dividends Paid or Credited to Policyholders on Direct Business, Direct Unearned Premium Reserves, Direct Losses Paid (deducting salvage), Direct Losses Incurred, Direct Losses Unpaid, Direct Defense and Cost Containment Expense Paid, Direct Defense and Cost Containment Expense Incurred, Direct Defense and Cost Containment Expense Unpaid, Commissions and Brokerage Expenses, Taxes, Licenses and Fees. Rows include various insurance lines like Fire, Multiple Peril, Flood, etc., and a 'DETAILS OF WRITE-INS' section at the bottom.

(a) Finance and service charges not included in Lines 1 to 35 \$
(b) For health business on indicated lines report: Number of persons insured under PPO managed care products and number of persons insured under indemnity only products

19.MI



ANNUAL STATEMENT FOR THE YEAR 2023 OF THE PROVIDENCE WASHINGTON INSURANCE COMPANY

EXHIBIT OF PREMIUMS AND LOSSES (Statutory Page 14)

NAIC Group Code 1248

BUSINESS IN THE STATE OF Minnesota

DURING THE YEAR 2023

NAIC Company Code 24295

Table with 12 columns: Line of Business, Direct Premiums Written, Direct Premiums Earned, Dividends Paid or Credited to Policyholders on Direct Business, Direct Unearned Premium Reserves, Direct Losses Paid (deducting salvage), Direct Losses Incurred, Direct Losses Unpaid, Direct Defense and Cost Containment Expense Paid, Direct Defense and Cost Containment Expense Incurred, Direct Defense and Cost Containment Expense Unpaid, Commissions and Brokerage Expenses, Taxes, Licenses and Fees. Rows include various insurance lines like Fire, Multiple Peril, Flood, etc., and a 'DETAILS OF WRITE-INS' section at the bottom.

19 MN

(a) Finance and service charges not included in Lines 1 to 35 \$ (b) For health business on indicated lines report: Number of persons insured under PPO managed care products and number of persons insured under indemnity only products



ANNUAL STATEMENT FOR THE YEAR 2023 OF THE PROVIDENCE WASHINGTON INSURANCE COMPANY

EXHIBIT OF PREMIUMS AND LOSSES (Statutory Page 14)

NAIC Group Code 1248

BUSINESS IN THE STATE OF Mississippi

DURING THE YEAR 2023

NAIC Company Code 24295

Line of Business	Gross Premiums, Including Policy and Membership Fees, Less Return Premiums and Premiums on Policies not Taken		3 Dividends Paid or Credited to Policyholders on Direct Business	4 Direct Unearned Premium Reserves	5 Direct Losses Paid (deducting salvage)	6 Direct Losses Incurred	7 Direct Losses Unpaid	8 Direct Defense and Cost Containment Expense Paid	9 Direct Defense and Cost Containment Expense Incurred	10 Direct Defense and Cost Containment Expense Unpaid	11 Commissions and Brokerage Expenses	12 Taxes, Licenses and Fees
	1 Direct Premiums Written	2 Direct Premiums Earned										
1. Fire												
2.1 Allied Lines												
2.2 Multiple Peril Crop												
2.3 Federal Flood												
2.4 Private Crop												
2.5 Private Flood												
3. Farmowners Multiple Peril												
4. Homeowners Multiple Peril												
5.1 Commercial Multiple Peril (Non-Liability Portion)												
5.2 Commercial Multiple Peril (Liability Portion)												
6. Mortgage Guaranty												
8. Ocean Marine												
9. Inland Marine												
10. Financial Guaranty												
11.1 Medical Professional Liability - Occurrence												
11.2 Medical Professional Liability - Claims-Made												
12. Earthquake												
13.1 Comprehensive (hospital and medical) ind (b)												
13.2 Comprehensive (hospital and medical) group (b)												
14. Credit A&H (Group and Individual)												
15.1 Vision Only (b)												
15.2 Dental Only (b)												
15.3 Disability Income (b)												
15.4 Medicare Supplement (b)												
15.5 Medicaid Title XIX (b)												
15.6 Medicare Title XVIII (b)												
15.7 Long-Term Care (b)												
15.8 Federal Employees Health Benefits Plan (b)												
15.9 Other Health (b)												
16. Workers' Compensation												
17.1 Other Liability - Occurrence												
17.2 Other Liability - Claims-Made												
17.3 Excess Workers' Compensation												
18.1 Products Liability - Occurrence												
18.2 Products Liability - Claims-Made												
19.1 Private Passenger Auto No-Fault (Personal Injury Protection)												
19.2 Other Private Passenger Auto Liability												
19.3 Commercial Auto No-Fault (Personal Injury Protection)												
19.4 Other Commercial Auto Liability												2,919
21.1 Private Passenger Auto Physical Damage												
21.2 Commercial Auto Physical Damage												
22. Aircraft (all perils)												
23. Fidelity												
24. Surety												
26. Burglary and Theft												
27. Boiler and Machinery												
28. Credit												
29. International												
30. Warranty												
31. Reins nonproportional assumed property	XXX	XXX	XXX	XXX	XXX	XXX	XXX	XXX	XXX	XXX	XXX	XXX
32. Reins nonproportional assumed liability	XXX	XXX	XXX	XXX	XXX	XXX	XXX	XXX	XXX	XXX	XXX	XXX
33. Reins nonproportional assumed financial lines	XXX	XXX	XXX	XXX	XXX	XXX	XXX	XXX	XXX	XXX	XXX	XXX
34. Aggregate Write-Ins for Other Lines of Business	0	0	0	0	0	0	0	0	0	0	0	0
35. Total (a)	0	0	0	0	0	0	0	0	0	0	0	2,919
DETAILS OF WRITE-INS												
3401.												
3402.												
3403.												
3498. Summary of remaining write-ins for Line 34 from overflow page	0	0	0	0	0	0	0	0	0	0	0	0
3499. Totals (Lines 3401 thru 3403 plus 3498)(Line 34 above)	0	0	0	0	0	0	0	0	0	0	0	0

(a) Finance and service charges not included in Lines 1 to 35 \$
 (b) For health business on indicated lines report: Number of persons insured under PPO managed care products and number of persons insured under indemnity only products

19 MS



ANNUAL STATEMENT FOR THE YEAR 2023 OF THE PROVIDENCE WASHINGTON INSURANCE COMPANY

EXHIBIT OF PREMIUMS AND LOSSES (Statutory Page 14)

NAIC Group Code 1248

BUSINESS IN THE STATE OF Missouri

DURING THE YEAR 2023

NAIC Company Code 24295

Table with 12 columns: Line of Business, Direct Premiums Written, Direct Premiums Earned, Dividends Paid or Credited to Policyholders on Direct Business, Direct Unearned Premium Reserves, Direct Losses Paid (deducting salvage), Direct Losses Incurred, Direct Losses Unpaid, Direct Defense and Cost Containment Expense Paid, Direct Defense and Cost Containment Expense Incurred, Direct Defense and Cost Containment Expense Unpaid, Commissions and Brokerage Expenses, Taxes, Licenses and Fees. Rows include various insurance categories like Fire, Multiple Peril, Flood, etc., and a 'DETAILS OF WRITE-INS' section at the bottom.

(a) Finance and service charges not included in Lines 1 to 35 \$
(b) For health business on indicated lines report: Number of persons insured under PPO managed care products and number of persons insured under indemnity only products

19 MO



ANNUAL STATEMENT FOR THE YEAR 2023 OF THE PROVIDENCE WASHINGTON INSURANCE COMPANY

EXHIBIT OF PREMIUMS AND LOSSES (Statutory Page 14)

NAIC Group Code 1248

BUSINESS IN THE STATE OF Montana

DURING THE YEAR 2023

NAIC Company Code 24295

Line of Business	Gross Premiums, Including Policy and Membership Fees, Less Return Premiums and Premiums on Policies not Taken		3 Dividends Paid or Credited to Policyholders on Direct Business	4 Direct Unearned Premium Reserves	5 Direct Losses Paid (deducting salvage)	6 Direct Losses Incurred	7 Direct Losses Unpaid	8 Direct Defense and Cost Containment Expense Paid	9 Direct Defense and Cost Containment Expense Incurred	10 Direct Defense and Cost Containment Expense Unpaid	11 Commissions and Brokerage Expenses	12 Taxes, Licenses and Fees
	1 Direct Premiums Written	2 Direct Premiums Earned										
1. Fire												
2.1 Allied Lines												
2.2 Multiple Peril Crop												
2.3 Federal Flood												
2.4 Private Crop												
2.5 Private Flood												
3. Farmowners Multiple Peril												
4. Homeowners Multiple Peril												
5.1 Commercial Multiple Peril (Non-Liability Portion)												
5.2 Commercial Multiple Peril (Liability Portion)												
6. Mortgage Guaranty												
8. Ocean Marine												
9. Inland Marine												
10. Financial Guaranty												
11.1 Medical Professional Liability - Occurrence												
11.2 Medical Professional Liability - Claims-Made												
12. Earthquake												
13.1 Comprehensive (hospital and medical) ind (b)												
13.2 Comprehensive (hospital and medical) group (b)												
14. Credit A&H (Group and Individual)												
15.1 Vision Only (b)												
15.2 Dental Only (b)												
15.3 Disability Income (b)												
15.4 Medicare Supplement (b)												
15.5 Medicaid Title XIX (b)												
15.6 Medicare Title XVIII (b)												
15.7 Long-Term Care (b)												
15.8 Federal Employees Health Benefits Plan (b)												
15.9 Other Health (b)												
16. Workers' Compensation												
17.1 Other Liability - Occurrence												
17.2 Other Liability - Claims-Made												
17.3 Excess Workers' Compensation												
18.1 Products Liability - Occurrence												
18.2 Products Liability - Claims-Made												
19.1 Private Passenger Auto No-Fault (Personal Injury Protection)												
19.2 Other Private Passenger Auto Liability												
19.3 Commercial Auto No-Fault (Personal Injury Protection)												
19.4 Other Commercial Auto Liability												3,344
21.1 Private Passenger Auto Physical Damage												
21.2 Commercial Auto Physical Damage												
22. Aircraft (all perils)												
23. Fidelity												
24. Surety												
26. Burglary and Theft												
27. Boiler and Machinery												
28. Credit												
29. International												
30. Warranty												
31. Reins nonproportional assumed property	XXX	XXX	XXX	XXX	XXX	XXX	XXX	XXX	XXX	XXX	XXX	XXX
32. Reins nonproportional assumed liability	XXX	XXX	XXX	XXX	XXX	XXX	XXX	XXX	XXX	XXX	XXX	XXX
33. Reins nonproportional assumed financial lines	XXX	XXX	XXX	XXX	XXX	XXX	XXX	XXX	XXX	XXX	XXX	XXX
34. Aggregate Write-Ins for Other Lines of Business	0	0	0	0	0	0	0	0	0	0	0	0
35. Total (a)	0	0	0	0	0	0	0	0	0	0	0	3,344
DETAILS OF WRITE-INS												
3401.												
3402.												
3403.												
3498. Summary of remaining write-ins for Line 34 from overflow page	0	0	0	0	0	0	0	0	0	0	0	0
3499. Totals (Lines 3401 thru 3403 plus 3498)(Line 34 above)	0	0	0	0	0	0	0	0	0	0	0	0

(a) Finance and service charges not included in Lines 1 to 35 \$
 (b) For health business on indicated lines report: Number of persons insured under PPO managed care products and number of persons insured under indemnity only products

19 MT



ANNUAL STATEMENT FOR THE YEAR 2023 OF THE PROVIDENCE WASHINGTON INSURANCE COMPANY

EXHIBIT OF PREMIUMS AND LOSSES (Statutory Page 14)

NAIC Group Code 1248

BUSINESS IN THE STATE OF Nebraska

DURING THE YEAR 2023

NAIC Company Code 24295

Table with 12 columns: Line of Business, Direct Premiums Written, Direct Premiums Earned, Dividends Paid or Credited to Policyholders on Direct Business, Direct Unearned Premium Reserves, Direct Losses Paid (deducting salvage), Direct Losses Incurred, Direct Losses Unpaid, Direct Defense and Cost Containment Expense Paid, Direct Defense and Cost Containment Expense Incurred, Direct Defense and Cost Containment Expense Unpaid, Commissions and Brokerage Expenses, Taxes, Licenses and Fees. Rows include various insurance lines like Fire, Multiple Peril Crop, Federal Flood, etc., and a 'DETAILS OF WRITE-INS' section at the bottom.

19 NIE

(a) Finance and service charges not included in Lines 1 to 35 \$
(b) For health business on indicated lines report: Number of persons insured under PPO managed care products and number of persons insured under indemnity only products



ANNUAL STATEMENT FOR THE YEAR 2023 OF THE PROVIDENCE WASHINGTON INSURANCE COMPANY

EXHIBIT OF PREMIUMS AND LOSSES (Statutory Page 14)

NAIC Group Code 1248

BUSINESS IN THE STATE OF Nevada

DURING THE YEAR 2023

NAIC Company Code 24295

Line of Business	Gross Premiums, Including Policy and Membership Fees, Less Return Premiums and Premiums on Policies not Taken		3 Dividends Paid or Credited to Policyholders on Direct Business	4 Direct Unearned Premium Reserves	5 Direct Losses Paid (deducting salvage)	6 Direct Losses Incurred	7 Direct Losses Unpaid	8 Direct Defense and Cost Containment Expense Paid	9 Direct Defense and Cost Containment Expense Incurred	10 Direct Defense and Cost Containment Expense Unpaid	11 Commissions and Brokerage Expenses	12 Taxes, Licenses and Fees
	1 Direct Premiums Written	2 Direct Premiums Earned										
1. Fire												
2.1 Allied Lines												
2.2 Multiple Peril Crop												
2.3 Federal Flood												
2.4 Private Crop												
2.5 Private Flood												
3. Farmowners Multiple Peril												
4. Homeowners Multiple Peril												
5.1 Commercial Multiple Peril (Non-Liability Portion)												
5.2 Commercial Multiple Peril (Liability Portion)												
6. Mortgage Guaranty												
8. Ocean Marine												
9. Inland Marine												
10. Financial Guaranty												
11.1 Medical Professional Liability - Occurrence												
11.2 Medical Professional Liability - Claims-Made												
12. Earthquake												
13.1 Comprehensive (hospital and medical) ind (b)												
13.2 Comprehensive (hospital and medical) group (b)												
14. Credit A&H (Group and Individual)												
15.1 Vision Only (b)												
15.2 Dental Only (b)												
15.3 Disability Income (b)												
15.4 Medicare Supplement (b)												
15.5 Medicaid Title XIX (b)												
15.6 Medicare Title XVIII (b)												
15.7 Long-Term Care (b)												
15.8 Federal Employees Health Benefits Plan (b)												
15.9 Other Health (b)												
16. Workers' Compensation												
17.1 Other Liability - Occurrence												
17.2 Other Liability - Claims-Made												
17.3 Excess Workers' Compensation												
18.1 Products Liability - Occurrence												
18.2 Products Liability - Claims-Made												
19.1 Private Passenger Auto No-Fault (Personal Injury Protection)												
19.2 Other Private Passenger Auto Liability												
19.3 Commercial Auto No-Fault (Personal Injury Protection)												
19.4 Other Commercial Auto Liability												5,939
21.1 Private Passenger Auto Physical Damage												
21.2 Commercial Auto Physical Damage												
22. Aircraft (all perils)												
23. Fidelity												
24. Surety												
26. Burglary and Theft												
27. Boiler and Machinery												
28. Credit												
29. International												
30. Warranty												
31. Reins nonproportional assumed property	XXX	XXX	XXX	XXX	XXX	XXX	XXX	XXX	XXX	XXX	XXX	XXX
32. Reins nonproportional assumed liability	XXX	XXX	XXX	XXX	XXX	XXX	XXX	XXX	XXX	XXX	XXX	XXX
33. Reins nonproportional assumed financial lines	XXX	XXX	XXX	XXX	XXX	XXX	XXX	XXX	XXX	XXX	XXX	XXX
34. Aggregate Write-Ins for Other Lines of Business	0	0	0	0	0	0	0	0	0	0	0	0
35. Total (a)	0	0	0	0	0	0	0	0	0	0	0	5,939
DETAILS OF WRITE-INS												
3401.												
3402.												
3403.												
3498. Summary of remaining write-ins for Line 34 from overflow page	0	0	0	0	0	0	0	0	0	0	0	0
3499. Totals (Lines 3401 thru 3403 plus 3498)(Line 34 above)	0	0	0	0	0	0	0	0	0	0	0	0

(a) Finance and service charges not included in Lines 1 to 35 \$
 (b) For health business on indicated lines report: Number of persons insured under PPO managed care products and number of persons insured under indemnity only products

19 NV



ANNUAL STATEMENT FOR THE YEAR 2023 OF THE PROVIDENCE WASHINGTON INSURANCE COMPANY

EXHIBIT OF PREMIUMS AND LOSSES (Statutory Page 14)

NAIC Group Code 1248

BUSINESS IN THE STATE OF New Hampshire

DURING THE YEAR 2023

NAIC Company Code 24295

Line of Business	Gross Premiums, Including Policy and Membership Fees, Less Return Premiums and Premiums on Policies not Taken		3 Dividends Paid or Credited to Policyholders on Direct Business	4 Direct Unearned Premium Reserves	5 Direct Losses Paid (deducting salvage)	6 Direct Losses Incurred	7 Direct Losses Unpaid	8 Direct Defense and Cost Containment Expense Paid	9 Direct Defense and Cost Containment Expense Incurred	10 Direct Defense and Cost Containment Expense Unpaid	11 Commissions and Brokerage Expenses	12 Taxes, Licenses and Fees
	1 Direct Premiums Written	2 Direct Premiums Earned										
1. Fire												
2.1 Allied Lines												
2.2 Multiple Peril Crop												
2.3 Federal Flood												
2.4 Private Crop												
2.5 Private Flood												
3. Farmowners Multiple Peril												
4. Homeowners Multiple Peril												
5.1 Commercial Multiple Peril (Non-Liability Portion)												
5.2 Commercial Multiple Peril (Liability Portion)												
6. Mortgage Guaranty												
8. Ocean Marine												
9. Inland Marine												
10. Financial Guaranty												
11.1 Medical Professional Liability - Occurrence												
11.2 Medical Professional Liability - Claims-Made												
12. Earthquake												
13.1 Comprehensive (hospital and medical) ind (b)												
13.2 Comprehensive (hospital and medical) group (b)												
14. Credit A&H (Group and Individual)												
15.1 Vision Only (b)												
15.2 Dental Only (b)												
15.3 Disability Income (b)												
15.4 Medicare Supplement (b)												
15.5 Medicaid Title XIX (b)												
15.6 Medicare Title XVIII (b)												
15.7 Long-Term Care (b)												
15.8 Federal Employees Health Benefits Plan (b)												
15.9 Other Health (b)												
16. Workers' Compensation												
17.1 Other Liability - Occurrence												
17.2 Other Liability - Claims-Made												
17.3 Excess Workers' Compensation												
18.1 Products Liability - Occurrence												
18.2 Products Liability - Claims-Made												
19.1 Private Passenger Auto No-Fault (Personal Injury Protection)												
19.2 Other Private Passenger Auto Liability												
19.3 Commercial Auto No-Fault (Personal Injury Protection)												
19.4 Other Commercial Auto Liability												1,029
21.1 Private Passenger Auto Physical Damage												
21.2 Commercial Auto Physical Damage												
22. Aircraft (all perils)												
23. Fidelity												
24. Surety												
26. Burglary and Theft												
27. Boiler and Machinery												
28. Credit												
29. International												
30. Warranty												
31. Reins nonproportional assumed property	XXX	XXX	XXX	XXX	XXX	XXX	XXX	XXX	XXX	XXX	XXX	XXX
32. Reins nonproportional assumed liability	XXX	XXX	XXX	XXX	XXX	XXX	XXX	XXX	XXX	XXX	XXX	XXX
33. Reins nonproportional assumed financial lines	XXX	XXX	XXX	XXX	XXX	XXX	XXX	XXX	XXX	XXX	XXX	XXX
34. Aggregate Write-Ins for Other Lines of Business	0	0	0	0	0	0	0	0	0	0	0	0
35. Total (a)	0	0	0	0	0	0	0	0	0	0	0	1,029
DETAILS OF WRITE-INS												
3401.												
3402.												
3403.												
3498. Summary of remaining write-ins for Line 34 from overflow page	0	0	0	0	0	0	0	0	0	0	0	0
3499. Totals (Lines 3401 thru 3403 plus 3498)(Line 34 above)	0	0	0	0	0	0	0	0	0	0	0	0

(a) Finance and service charges not included in Lines 1 to 35 \$
 (b) For health business on indicated lines report: Number of persons insured under PPO managed care products and number of persons insured under indemnity only products

19 NH



ANNUAL STATEMENT FOR THE YEAR 2023 OF THE PROVIDENCE WASHINGTON INSURANCE COMPANY

EXHIBIT OF PREMIUMS AND LOSSES (Statutory Page 14)

NAIC Group Code 1248

BUSINESS IN THE STATE OF New Jersey

DURING THE YEAR 2023

NAIC Company Code 24295

Table with 12 columns: Line of Business, Direct Premiums Written, Direct Premiums Earned, Dividends Paid or Credited to Policyholders on Direct Business, Direct Unearned Premium Reserves, Direct Losses Paid (deducting salvage), Direct Losses Incurred, Direct Losses Unpaid, Direct Defense and Cost Containment Expense Paid, Direct Defense and Cost Containment Expense Incurred, Direct Defense and Cost Containment Expense Unpaid, Commissions and Brokerage Expenses, Taxes, Licenses and Fees. Rows include Fire, Multiple Peril Crop, Federal Flood, Private Crop, Farmowners Multiple Peril, Homeowners Multiple Peril, Commercial Multiple Peril (Non-Liability Portion), Commercial Multiple Peril (Liability Portion), Mortgage Guaranty, Ocean Marine, Inland Marine, Financial Guaranty, Medical Professional Liability, Earthquake, Comprehensive (hospital and medical) ind (b), Comprehensive (hospital and medical) group (b), Credit A&H (Group and Individual), Vision Only (b), Dental Only (b), Disability Income (b), Medicare Supplement (b), Medicaid Title XIX (b), Medicare Title XVIII (b), Long-Term Care (b), Federal Employees Health Benefits Plan (b), Other Health (b), Workers' Compensation, Other Liability - Occurrence, Other Liability - Claims-Made, Excess Workers' Compensation, Products Liability - Occurrence, Products Liability - Claims-Made, Private Passenger Auto No-Fault (Personal Injury Protection), Other Private Passenger Auto Liability, Commercial Auto No-Fault (Personal Injury Protection), Other Commercial Auto Liability, Private Passenger Auto Physical Damage, Commercial Auto Physical Damage, Aircraft (all perils), Fidelity, Surety, Burglary and Theft, Boiler and Machinery, Credit, International, Warranty, Reins nonproportional assumed property, Reins nonproportional assumed liability, Reins nonproportional assumed financial lines, Aggregate Write-Ins for Other Lines of Business, Total (a), DETAILS OF WRITE-INS, 3401, 3402, 3403, 3498 Summary of remaining write-ins for Line 34 from overflow page, 3499 Totals (Lines 3401 thru 3403 plus 3498)(Line 34 above).

19 NJ

(a) Finance and service charges not included in Lines 1 to 35 \$
(b) For health business on indicated lines report: Number of persons insured under PPO managed care products and number of persons insured under indemnity only products



ANNUAL STATEMENT FOR THE YEAR 2023 OF THE PROVIDENCE WASHINGTON INSURANCE COMPANY

EXHIBIT OF PREMIUMS AND LOSSES (Statutory Page 14)

NAIC Group Code 1248

BUSINESS IN THE STATE OF New Mexico

DURING THE YEAR 2023

NAIC Company Code 24295

Table with 12 columns: Line of Business, Direct Premiums Written, Direct Premiums Earned, Dividends Paid or Credited to Policyholders on Direct Business, Direct Unearned Premium Reserves, Direct Losses Paid (deducting salvage), Direct Losses Incurred, Direct Losses Unpaid, Direct Defense and Cost Containment Expense Paid, Direct Defense and Cost Containment Expense Incurred, Direct Defense and Cost Containment Expense Unpaid, Commissions and Brokerage Expenses, Taxes, Licenses and Fees. Rows include various insurance lines like Fire, Multiple Peril Crop, Federal Flood, etc., ending with a Total (a) row.

(a) Finance and service charges not included in Lines 1 to 35 \$
(b) For health business on indicated lines report: Number of persons insured under PPO managed care products and number of persons insured under indemnity only products

19 NM



ANNUAL STATEMENT FOR THE YEAR 2023 OF THE PROVIDENCE WASHINGTON INSURANCE COMPANY

EXHIBIT OF PREMIUMS AND LOSSES (Statutory Page 14)

NAIC Group Code 1248

BUSINESS IN THE STATE OF New York

DURING THE YEAR 2023

NAIC Company Code 24295

Table with 12 columns: Line of Business, Direct Premiums Written, Direct Premiums Earned, Dividends Paid or Credited to Policyholders on Direct Business, Direct Unearned Premium Reserves, Direct Losses Paid (deducting salvage), Direct Losses Incurred, Direct Losses Unpaid, Direct Defense and Cost Containment Expense Paid, Direct Defense and Cost Containment Expense Incurred, Direct Defense and Cost Containment Expense Unpaid, Commissions and Brokerage Expenses, Taxes, Licenses and Fees. Rows include various insurance lines like Fire, Multiple Peril Crop, Commercial Multiple Peril, etc.

(a) Finance and service charges not included in Lines 1 to 35 \$

(b) For health business on indicated lines report: Number of persons insured under PPO managed care products and number of persons insured under indemnity only products

19.NY



ANNUAL STATEMENT FOR THE YEAR 2023 OF THE PROVIDENCE WASHINGTON INSURANCE COMPANY

EXHIBIT OF PREMIUMS AND LOSSES (Statutory Page 14)

NAIC Group Code 1248

BUSINESS IN THE STATE OF North Carolina

DURING THE YEAR 2023

NAIC Company Code 24295

Table with 12 columns: Line of Business, Direct Premiums Written, Direct Premiums Earned, Dividends Paid or Credited to Policyholders on Direct Business, Direct Unearned Premium Reserves, Direct Losses Paid (deducting salvage), Direct Losses Incurred, Direct Losses Unpaid, Direct Defense and Cost Containment Expense Paid, Direct Defense and Cost Containment Expense Incurred, Direct Defense and Cost Containment Expense Unpaid, Commissions and Brokerage Expenses, Taxes, Licenses and Fees. Rows include various insurance lines like Fire, Multiple Peril, Flood, etc., and a 'DETAILS OF WRITE-INS' section at the bottom.

19 NC

(a) Finance and service charges not included in Lines 1 to 35 \$ (b) For health business on indicated lines report: Number of persons insured under PPO managed care products and number of persons insured under indemnity only products



ANNUAL STATEMENT FOR THE YEAR 2023 OF THE PROVIDENCE WASHINGTON INSURANCE COMPANY

EXHIBIT OF PREMIUMS AND LOSSES (Statutory Page 14)

NAIC Group Code 1248

BUSINESS IN THE STATE OF North Dakota

DURING THE YEAR 2023

NAIC Company Code 24295

Line of Business	Gross Premiums, Including Policy and Membership Fees, Less Return Premiums and Premiums on Policies not Taken		3 Dividends Paid or Credited to Policyholders on Direct Business	4 Direct Unearned Premium Reserves	5 Direct Losses Paid (deducting salvage)	6 Direct Losses Incurred	7 Direct Losses Unpaid	8 Direct Defense and Cost Containment Expense Paid	9 Direct Defense and Cost Containment Expense Incurred	10 Direct Defense and Cost Containment Expense Unpaid	11 Commissions and Brokerage Expenses	12 Taxes, Licenses and Fees
	1 Direct Premiums Written	2 Direct Premiums Earned										
1. Fire												
2.1 Allied Lines												
2.2 Multiple Peril Crop												
2.3 Federal Flood												
2.4 Private Crop												
2.5 Private Flood												
3. Farmowners Multiple Peril												
4. Homeowners Multiple Peril												
5.1 Commercial Multiple Peril (Non-Liability Portion)												
5.2 Commercial Multiple Peril (Liability Portion)												
6. Mortgage Guaranty												
8. Ocean Marine												
9. Inland Marine												
10. Financial Guaranty												
11.1 Medical Professional Liability - Occurrence												
11.2 Medical Professional Liability - Claims-Made												
12. Earthquake												
13.1 Comprehensive (hospital and medical) ind (b)												
13.2 Comprehensive (hospital and medical) group (b)												
14. Credit A&H (Group and Individual)												
15.1 Vision Only (b)												
15.2 Dental Only (b)												
15.3 Disability Income (b)												
15.4 Medicare Supplement (b)												
15.5 Medicaid Title XIX (b)												
15.6 Medicare Title XVIII (b)												
15.7 Long-Term Care (b)												
15.8 Federal Employees Health Benefits Plan (b)												
15.9 Other Health (b)												
16. Workers' Compensation												
17.1 Other Liability - Occurrence												
17.2 Other Liability - Claims-Made												
17.3 Excess Workers' Compensation												
18.1 Products Liability - Occurrence												
18.2 Products Liability - Claims-Made												
19.1 Private Passenger Auto No-Fault (Personal Injury Protection)												
19.2 Other Private Passenger Auto Liability												
19.3 Commercial Auto No-Fault (Personal Injury Protection)												
19.4 Other Commercial Auto Liability												1,195
21.1 Private Passenger Auto Physical Damage												
21.2 Commercial Auto Physical Damage												
22. Aircraft (all perils)												
23. Fidelity												
24. Surety												
26. Burglary and Theft												
27. Boiler and Machinery												
28. Credit												
29. International												
30. Warranty												
31. Reins nonproportional assumed property	XXX	XXX	XXX	XXX	XXX	XXX	XXX	XXX	XXX	XXX	XXX	XXX
32. Reins nonproportional assumed liability	XXX	XXX	XXX	XXX	XXX	XXX	XXX	XXX	XXX	XXX	XXX	XXX
33. Reins nonproportional assumed financial lines	XXX	XXX	XXX	XXX	XXX	XXX	XXX	XXX	XXX	XXX	XXX	XXX
34. Aggregate Write-Ins for Other Lines of Business	0	0	0	0	0	0	0	0	0	0	0	0
35. Total (a)	0	0	0	0	0	0	0	0	0	0	0	1,195
DETAILS OF WRITE-INS												
3401.												
3402.												
3403.												
3498. Summary of remaining write-ins for Line 34 from overflow page	0	0	0	0	0	0	0	0	0	0	0	0
3499. Totals (Lines 3401 thru 3403 plus 3498)(Line 34 above)	0	0	0	0	0	0	0	0	0	0	0	0

(a) Finance and service charges not included in Lines 1 to 35 \$
 (b) For health business on indicated lines report: Number of persons insured under PPO managed care products and number of persons insured under indemnity only products

19 ND



ANNUAL STATEMENT FOR THE YEAR 2023 OF THE PROVIDENCE WASHINGTON INSURANCE COMPANY

EXHIBIT OF PREMIUMS AND LOSSES (Statutory Page 14)

NAIC Group Code 1248

BUSINESS IN THE STATE OF Ohio

DURING THE YEAR 2023

NAIC Company Code 24295

Table with 12 columns: Line of Business, Direct Premiums Written, Direct Premiums Earned, Dividends Paid or Credited to Policyholders on Direct Business, Direct Unearned Premium Reserves, Direct Losses Paid (deducting salvage), Direct Losses Incurred, Direct Losses Unpaid, Direct Defense and Cost Containment Expense Paid, Direct Defense and Cost Containment Expense Incurred, Direct Defense and Cost Containment Expense Unpaid, Commissions and Brokerage Expenses, Taxes, Licenses and Fees. Rows include various insurance lines like Fire, Multiple Peril Crop, Federal Flood, etc., and a 'DETAILS OF WRITE-INS' section at the bottom.

19 OH

(a) Finance and service charges not included in Lines 1 to 35 \$
(b) For health business on indicated lines report: Number of persons insured under PPO managed care products and number of persons insured under indemnity only products



ANNUAL STATEMENT FOR THE YEAR 2023 OF THE PROVIDENCE WASHINGTON INSURANCE COMPANY

EXHIBIT OF PREMIUMS AND LOSSES (Statutory Page 14)

NAIC Group Code 1248

BUSINESS IN THE STATE OF Oklahoma

DURING THE YEAR 2023

NAIC Company Code 24295

Line of Business	Gross Premiums, Including Policy and Membership Fees, Less Return Premiums and Premiums on Policies not Taken		3 Dividends Paid or Credited to Policyholders on Direct Business	4 Direct Unearned Premium Reserves	5 Direct Losses Paid (deducting salvage)	6 Direct Losses Incurred	7 Direct Losses Unpaid	8 Direct Defense and Cost Containment Expense Paid	9 Direct Defense and Cost Containment Expense Incurred	10 Direct Defense and Cost Containment Expense Unpaid	11 Commissions and Brokerage Expenses	12 Taxes, Licenses and Fees
	1 Direct Premiums Written	2 Direct Premiums Earned										
1. Fire												
2.1 Allied Lines												
2.2 Multiple Peril Crop												
2.3 Federal Flood												
2.4 Private Crop												
2.5 Private Flood												
3. Farmowners Multiple Peril												
4. Homeowners Multiple Peril												
5.1 Commercial Multiple Peril (Non-Liability Portion)												
5.2 Commercial Multiple Peril (Liability Portion)												
6. Mortgage Guaranty												
8. Ocean Marine												
9. Inland Marine												
10. Financial Guaranty												
11.1 Medical Professional Liability - Occurrence												
11.2 Medical Professional Liability - Claims-Made												
12. Earthquake												
13.1 Comprehensive (hospital and medical) ind (b)												
13.2 Comprehensive (hospital and medical) group (b)												
14. Credit A&H (Group and Individual)												
15.1 Vision Only (b)												
15.2 Dental Only (b)												
15.3 Disability Income (b)												
15.4 Medicare Supplement (b)												
15.5 Medicaid Title XIX (b)												
15.6 Medicare Title XVIII (b)												
15.7 Long-Term Care (b)												
15.8 Federal Employees Health Benefits Plan (b)												
15.9 Other Health (b)												
16. Workers' Compensation												
17.1 Other Liability - Occurrence												
17.2 Other Liability - Claims-Made												
17.3 Excess Workers' Compensation												
18.1 Products Liability - Occurrence												
18.2 Products Liability - Claims-Made												
19.1 Private Passenger Auto No-Fault (Personal Injury Protection)												
19.2 Other Private Passenger Auto Liability												
19.3 Commercial Auto No-Fault (Personal Injury Protection)												
19.4 Other Commercial Auto Liability												2,018
21.1 Private Passenger Auto Physical Damage												
21.2 Commercial Auto Physical Damage												
22. Aircraft (all perils)												
23. Fidelity												
24. Surety												
26. Burglary and Theft												
27. Boiler and Machinery												
28. Credit												
29. International												
30. Warranty												
31. Reins nonproportional assumed property	XXX	XXX	XXX	XXX	XXX	XXX	XXX	XXX	XXX	XXX	XXX	XXX
32. Reins nonproportional assumed liability	XXX	XXX	XXX	XXX	XXX	XXX	XXX	XXX	XXX	XXX	XXX	XXX
33. Reins nonproportional assumed financial lines	XXX	XXX	XXX	XXX	XXX	XXX	XXX	XXX	XXX	XXX	XXX	XXX
34. Aggregate Write-Ins for Other Lines of Business	0	0	0	0	0	0	0	0	0	0	0	0
35. Total (a)	0	0	0	0	0	0	0	0	0	0	0	2,018
DETAILS OF WRITE-INS												
3401.												
3402.												
3403.												
3498. Summary of remaining write-ins for Line 34 from overflow page	0	0	0	0	0	0	0	0	0	0	0	0
3499. Totals (Lines 3401 thru 3403 plus 3498)(Line 34 above)	0	0	0	0	0	0	0	0	0	0	0	0

(a) Finance and service charges not included in Lines 1 to 35 \$
 (b) For health business on indicated lines report: Number of persons insured under PPO managed care products and number of persons insured under indemnity only products

19 OK



ANNUAL STATEMENT FOR THE YEAR 2023 OF THE PROVIDENCE WASHINGTON INSURANCE COMPANY

EXHIBIT OF PREMIUMS AND LOSSES (Statutory Page 14)

NAIC Group Code 1248

BUSINESS IN THE STATE OF Oregon

DURING THE YEAR 2023

NAIC Company Code 24295

Line of Business	Gross Premiums, Including Policy and Membership Fees, Less Return Premiums and Premiums on Policies not Taken		3 Dividends Paid or Credited to Policyholders on Direct Business	4 Direct Unearned Premium Reserves	5 Direct Losses Paid (deducting salvage)	6 Direct Losses Incurred	7 Direct Losses Unpaid	8 Direct Defense and Cost Containment Expense Paid	9 Direct Defense and Cost Containment Expense Incurred	10 Direct Defense and Cost Containment Expense Unpaid	11 Commissions and Brokerage Expenses	12 Taxes, Licenses and Fees
	1 Direct Premiums Written	2 Direct Premiums Earned										
1. Fire												
2.1 Allied Lines												
2.2 Multiple Peril Crop												
2.3 Federal Flood												
2.4 Private Crop												
2.5 Private Flood												
3. Farmowners Multiple Peril												
4. Homeowners Multiple Peril												
5.1 Commercial Multiple Peril (Non-Liability Portion)												
5.2 Commercial Multiple Peril (Liability Portion)												
6. Mortgage Guaranty												
8. Ocean Marine												
9. Inland Marine												
10. Financial Guaranty												
11.1 Medical Professional Liability - Occurrence												
11.2 Medical Professional Liability - Claims-Made												
12. Earthquake												
13.1 Comprehensive (hospital and medical) ind (b)												
13.2 Comprehensive (hospital and medical) group (b)												
14. Credit A&H (Group and Individual)												
15.1 Vision Only (b)												
15.2 Dental Only (b)												
15.3 Disability Income (b)												
15.4 Medicare Supplement (b)												
15.5 Medicaid Title XIX (b)												
15.6 Medicare Title XVIII (b)												
15.7 Long-Term Care (b)												
15.8 Federal Employees Health Benefits Plan (b)												
15.9 Other Health (b)												
16. Workers' Compensation												
17.1 Other Liability - Occurrence												
17.2 Other Liability - Claims-Made												
17.3 Excess Workers' Compensation												
18.1 Products Liability - Occurrence												
18.2 Products Liability - Claims-Made												
19.1 Private Passenger Auto No-Fault (Personal Injury Protection)												
19.2 Other Private Passenger Auto Liability												
19.3 Commercial Auto No-Fault (Personal Injury Protection)												
19.4 Other Commercial Auto Liability												1,929
21.1 Private Passenger Auto Physical Damage												
21.2 Commercial Auto Physical Damage												
22. Aircraft (all perils)												
23. Fidelity												
24. Surety												
26. Burglary and Theft												
27. Boiler and Machinery												
28. Credit												
29. International												
30. Warranty												
31. Reins nonproportional assumed property	XXX	XXX	XXX	XXX	XXX	XXX	XXX	XXX	XXX	XXX	XXX	XXX
32. Reins nonproportional assumed liability	XXX	XXX	XXX	XXX	XXX	XXX	XXX	XXX	XXX	XXX	XXX	XXX
33. Reins nonproportional assumed financial lines	XXX	XXX	XXX	XXX	XXX	XXX	XXX	XXX	XXX	XXX	XXX	XXX
34. Aggregate Write-Ins for Other Lines of Business	0	0	0	0	0	0	0	0	0	0	0	0
35. Total (a)	0	0	0	0	0	0	0	0	0	0	0	1,929
DETAILS OF WRITE-INS												
3401.												
3402.												
3403.												
3498. Summary of remaining write-ins for Line 34 from overflow page	0	0	0	0	0	0	0	0	0	0	0	0
3499. Totals (Lines 3401 thru 3403 plus 3498)(Line 34 above)	0	0	0	0	0	0	0	0	0	0	0	0

(a) Finance and service charges not included in Lines 1 to 35 \$

(b) For health business on indicated lines report: Number of persons insured under PPO managed care products and number of persons insured under indemnity only products

19 OR



ANNUAL STATEMENT FOR THE YEAR 2023 OF THE PROVIDENCE WASHINGTON INSURANCE COMPANY

EXHIBIT OF PREMIUMS AND LOSSES (Statutory Page 14)

NAIC Group Code 1248

BUSINESS IN THE STATE OF Pennsylvania

DURING THE YEAR 2023

NAIC Company Code 24295

Line of Business	Gross Premiums, Including Policy and Membership Fees, Less Return Premiums and Premiums on Policies not Taken		3 Dividends Paid or Credited to Policyholders on Direct Business	4 Direct Unearned Premium Reserves	5 Direct Losses Paid (deducting salvage)	6 Direct Losses Incurred	7 Direct Losses Unpaid	8 Direct Defense and Cost Containment Expense Paid	9 Direct Defense and Cost Containment Expense Incurred	10 Direct Defense and Cost Containment Expense Unpaid	11 Commissions and Brokerage Expenses	12 Taxes, Licenses and Fees
	1 Direct Premiums Written	2 Direct Premiums Earned										
1. Fire												
2.1 Allied Lines												
2.2 Multiple Peril Crop												
2.3 Federal Flood												
2.4 Private Crop												
2.5 Private Flood												
3. Farmowners Multiple Peril												
4. Homeowners Multiple Peril												
5.1 Commercial Multiple Peril (Non-Liability Portion)												
5.2 Commercial Multiple Peril (Liability Portion)							(523)			(8,392)		
6. Mortgage Guaranty												
8. Ocean Marine												
9. Inland Marine												
10. Financial Guaranty												
11.1 Medical Professional Liability - Occurrence												
11.2 Medical Professional Liability - Claims-Made												
12. Earthquake												
13.1 Comprehensive (hospital and medical) ind (b)												
13.2 Comprehensive (hospital and medical) group (b)												
14. Credit A&H (Group and Individual)												
15.1 Vision Only (b)												
15.2 Dental Only (b)												
15.3 Disability Income (b)												
15.4 Medicare Supplement (b)												
15.5 Medicaid Title XIX (b)												
15.6 Medicare Title XVIII (b)												
15.7 Long-Term Care (b)												
15.8 Federal Employees Health Benefits Plan (b)												
15.9 Other Health (b)												
16. Workers' Compensation							(3,000)			(635)		
17.1 Other Liability - Occurrence						1	11,328	45,250	50,032	(56,075)		
17.2 Other Liability - Claims-Made												
17.3 Excess Workers' Compensation												
18.1 Products Liability - Occurrence							(5,728)			(7)		
18.2 Products Liability - Claims-Made												
19.1 Private Passenger Auto No-Fault (Personal Injury Protection)												
19.2 Other Private Passenger Auto Liability												
19.3 Commercial Auto No-Fault (Personal Injury Protection)												
19.4 Other Commercial Auto Liability												
21.1 Private Passenger Auto Physical Damage												
21.2 Commercial Auto Physical Damage												
22. Aircraft (all perils)												
23. Fidelity												
24. Surety												
26. Burglary and Theft												
27. Boiler and Machinery												
28. Credit												
29. International												
30. Warranty												
31. Reins nonproportional assumed property	XXX	XXX	XXX	XXX	XXX	XXX	XXX	XXX	XXX	XXX	XXX	XXX
32. Reins nonproportional assumed liability	XXX	XXX	XXX	XXX	XXX	XXX	XXX	XXX	XXX	XXX	XXX	XXX
33. Reins nonproportional assumed financial lines	XXX	XXX	XXX	XXX	XXX	XXX	XXX	XXX	XXX	XXX	XXX	XXX
34. Aggregate Write-Ins for Other Lines of Business	0	0	0	0	0	0	0	0	0	0	0	0
35. Total (a)	0	0	0	0	0	1	2,077	45,250	50,032	(65,109)	0	0
DETAILS OF WRITE-INS												
3401.												
3402.												
3403.												
3498. Summary of remaining write-ins for Line 34 from overflow page	0	0	0	0	0	0	0	0	0	0	0	0
3499. Totals (Lines 3401 thru 3403 plus 3498)(Line 34 above)	0	0	0	0	0	0	0	0	0	0	0	0

(a) Finance and service charges not included in Lines 1 to 35 \$
 (b) For health business on indicated lines report: Number of persons insured under PPO managed care products and number of persons insured under indemnity only products

19.PA



ANNUAL STATEMENT FOR THE YEAR 2023 OF THE PROVIDENCE WASHINGTON INSURANCE COMPANY

EXHIBIT OF PREMIUMS AND LOSSES (Statutory Page 14)

NAIC Group Code 1248

BUSINESS IN THE STATE OF Rhode Island

DURING THE YEAR 2023

NAIC Company Code 24295

Line of Business	Gross Premiums, Including Policy and Membership Fees, Less Return Premiums and Premiums on Policies not Taken		3 Dividends Paid or Credited to Policyholders on Direct Business	4 Direct Unearned Premium Reserves	5 Direct Losses Paid (deducting salvage)	6 Direct Losses Incurred	7 Direct Losses Unpaid	8 Direct Defense and Cost Containment Expense Paid	9 Direct Defense and Cost Containment Expense Incurred	10 Direct Defense and Cost Containment Expense Unpaid	11 Commissions and Brokerage Expenses	12 Taxes, Licenses and Fees
	1 Direct Premiums Written	2 Direct Premiums Earned										
1. Fire												
2.1 Allied Lines												
2.2 Multiple Peril Crop												
2.3 Federal Flood												
2.4 Private Crop												
2.5 Private Flood												
3. Farmowners Multiple Peril												
4. Homeowners Multiple Peril												
5.1 Commercial Multiple Peril (Non-Liability Portion)												
5.2 Commercial Multiple Peril (Liability Portion)												
6. Mortgage Guaranty												
8. Ocean Marine												
9. Inland Marine												
10. Financial Guaranty												
11.1 Medical Professional Liability - Occurrence												
11.2 Medical Professional Liability - Claims-Made												
12. Earthquake												
13.1 Comprehensive (hospital and medical) ind (b)												
13.2 Comprehensive (hospital and medical) group (b)												
14. Credit A&H (Group and Individual)												
15.1 Vision Only (b)												
15.2 Dental Only (b)												
15.3 Disability Income (b)												
15.4 Medicare Supplement (b)												
15.5 Medicaid Title XIX (b)												
15.6 Medicare Title XVIII (b)												
15.7 Long-Term Care (b)												
15.8 Federal Employees Health Benefits Plan (b)												
15.9 Other Health (b)												
16. Workers' Compensation												
17.1 Other Liability - Occurrence												
17.2 Other Liability - Claims-Made												
17.3 Excess Workers' Compensation												
18.1 Products Liability - Occurrence												
18.2 Products Liability - Claims-Made												
19.1 Private Passenger Auto No-Fault (Personal Injury Protection)												
19.2 Other Private Passenger Auto Liability												
19.3 Commercial Auto No-Fault (Personal Injury Protection)												
19.4 Other Commercial Auto Liability												
21.1 Private Passenger Auto Physical Damage												80,003
21.2 Commercial Auto Physical Damage												
22. Aircraft (all perils)												
23. Fidelity												
24. Surety												
26. Burglary and Theft												
27. Boiler and Machinery												
28. Credit												
29. International												
30. Warranty												
31. Reins nonproportional assumed property	XXX	XXX	XXX	XXX	XXX	XXX	XXX	XXX	XXX	XXX	XXX	XXX
32. Reins nonproportional assumed liability	XXX	XXX	XXX	XXX	XXX	XXX	XXX	XXX	XXX	XXX	XXX	XXX
33. Reins nonproportional assumed financial lines	XXX	XXX	XXX	XXX	XXX	XXX	XXX	XXX	XXX	XXX	XXX	XXX
34. Aggregate Write-Ins for Other Lines of Business	0	0	0	0	0	0	0	0	0	0	0	0
35. Total (a)	0	0	0	0	0	0	0	0	0	0	0	80,003
DETAILS OF WRITE-INS												
3401.												
3402.												
3403.												
3498. Summary of remaining write-ins for Line 34 from overflow page	0	0	0	0	0	0	0	0	0	0	0	0
3499. Totals (Lines 3401 thru 3403 plus 3498)(Line 34 above)	0	0	0	0	0	0	0	0	0	0	0	0

(a) Finance and service charges not included in Lines 1 to 35 \$
 (b) For health business on indicated lines report: Number of persons insured under PPO managed care products and number of persons insured under indemnity only products

19.RI



ANNUAL STATEMENT FOR THE YEAR 2023 OF THE PROVIDENCE WASHINGTON INSURANCE COMPANY

EXHIBIT OF PREMIUMS AND LOSSES (Statutory Page 14)

NAIC Group Code 1248

BUSINESS IN THE STATE OF South Carolina

DURING THE YEAR 2023

NAIC Company Code 24295

Table with 12 columns: Line of Business, Direct Premiums Written, Direct Premiums Earned, Dividends Paid or Credited to Policyholders on Direct Business, Direct Unearned Premium Reserves, Direct Losses Paid (deducting salvage), Direct Losses Incurred, Direct Losses Unpaid, Direct Defense and Cost Containment Expense Paid, Direct Defense and Cost Containment Expense Incurred, Direct Defense and Cost Containment Expense Unpaid, Commissions and Brokerage Expenses, Taxes, Licenses and Fees. Rows include various insurance lines like Fire, Multiple Peril, Flood, etc., and a 'DETAILS OF WRITE-INS' section at the bottom.

19 SC

(a) Finance and service charges not included in Lines 1 to 35 \$ (b) For health business on indicated lines report: Number of persons insured under PPO managed care products and number of persons insured under indemnity only products



ANNUAL STATEMENT FOR THE YEAR 2023 OF THE PROVIDENCE WASHINGTON INSURANCE COMPANY

EXHIBIT OF PREMIUMS AND LOSSES (Statutory Page 14)

NAIC Group Code 1248

BUSINESS IN THE STATE OF South Dakota

DURING THE YEAR 2023

NAIC Company Code 24295

Line of Business	Gross Premiums, Including Policy and Membership Fees, Less Return Premiums and Premiums on Policies not Taken		3 Dividends Paid or Credited to Policyholders on Direct Business	4 Direct Unearned Premium Reserves	5 Direct Losses Paid (deducting salvage)	6 Direct Losses Incurred	7 Direct Losses Unpaid	8 Direct Defense and Cost Containment Expense Paid	9 Direct Defense and Cost Containment Expense Incurred	10 Direct Defense and Cost Containment Expense Unpaid	11 Commissions and Brokerage Expenses	12 Taxes, Licenses and Fees
	1 Direct Premiums Written	2 Direct Premiums Earned										
1. Fire												
2.1 Allied Lines												
2.2 Multiple Peril Crop												
2.3 Federal Flood												
2.4 Private Crop												
2.5 Private Flood												
3. Farmowners Multiple Peril												
4. Homeowners Multiple Peril												
5.1 Commercial Multiple Peril (Non-Liability Portion)												
5.2 Commercial Multiple Peril (Liability Portion)												
6. Mortgage Guaranty												
8. Ocean Marine												
9. Inland Marine												
10. Financial Guaranty												
11.1 Medical Professional Liability - Occurrence												
11.2 Medical Professional Liability - Claims-Made												
12. Earthquake												
13.1 Comprehensive (hospital and medical) ind (b)												
13.2 Comprehensive (hospital and medical) group (b)												
14. Credit A&H (Group and Individual)												
15.1 Vision Only (b)												
15.2 Dental Only (b)												
15.3 Disability Income (b)												
15.4 Medicare Supplement (b)												
15.5 Medicaid Title XIX (b)												
15.6 Medicare Title XVIII (b)												
15.7 Long-Term Care (b)												
15.8 Federal Employees Health Benefits Plan (b)												
15.9 Other Health (b)												
16. Workers' Compensation												
17.1 Other Liability - Occurrence												
17.2 Other Liability - Claims-Made												
17.3 Excess Workers' Compensation												
18.1 Products Liability - Occurrence												
18.2 Products Liability - Claims-Made												
19.1 Private Passenger Auto No-Fault (Personal Injury Protection)												
19.2 Other Private Passenger Auto Liability												
19.3 Commercial Auto No-Fault (Personal Injury Protection)												
19.4 Other Commercial Auto Liability												1,586
21.1 Private Passenger Auto Physical Damage												
21.2 Commercial Auto Physical Damage												
22. Aircraft (all perils)												
23. Fidelity												
24. Surety												
26. Burglary and Theft												
27. Boiler and Machinery												
28. Credit												
29. International												
30. Warranty												
31. Reins nonproportional assumed property	XXX	XXX	XXX	XXX	XXX	XXX	XXX	XXX	XXX	XXX	XXX	XXX
32. Reins nonproportional assumed liability	XXX	XXX	XXX	XXX	XXX	XXX	XXX	XXX	XXX	XXX	XXX	XXX
33. Reins nonproportional assumed financial lines	XXX	XXX	XXX	XXX	XXX	XXX	XXX	XXX	XXX	XXX	XXX	XXX
34. Aggregate Write-Ins for Other Lines of Business	0	0	0	0	0	0	0	0	0	0	0	0
35. Total (a)	0	0	0	0	0	0	0	0	0	0	0	1,586
DETAILS OF WRITE-INS												
3401.												
3402.												
3403.												
3498. Summary of remaining write-ins for Line 34 from overflow page	0	0	0	0	0	0	0	0	0	0	0	0
3499. Totals (Lines 3401 thru 3403 plus 3498)(Line 34 above)	0	0	0	0	0	0	0	0	0	0	0	0

(a) Finance and service charges not included in Lines 1 to 35 \$
 (b) For health business on indicated lines report: Number of persons insured under PPO managed care products and number of persons insured under indemnity only products

19 SD



ANNUAL STATEMENT FOR THE YEAR 2023 OF THE PROVIDENCE WASHINGTON INSURANCE COMPANY

EXHIBIT OF PREMIUMS AND LOSSES (Statutory Page 14)

NAIC Group Code 1248

BUSINESS IN THE STATE OF Tennessee

DURING THE YEAR 2023

NAIC Company Code 24295

Line of Business	Gross Premiums, Including Policy and Membership Fees, Less Return Premiums and Premiums on Policies not Taken		3 Dividends Paid or Credited to Policyholders on Direct Business	4 Direct Unearned Premium Reserves	5 Direct Losses Paid (deducting salvage)	6 Direct Losses Incurred	7 Direct Losses Unpaid	8 Direct Defense and Cost Containment Expense Paid	9 Direct Defense and Cost Containment Expense Incurred	10 Direct Defense and Cost Containment Expense Unpaid	11 Commissions and Brokerage Expenses	12 Taxes, Licenses and Fees
	1 Direct Premiums Written	2 Direct Premiums Earned										
1. Fire												
2.1 Allied Lines												
2.2 Multiple Peril Crop												
2.3 Federal Flood												
2.4 Private Crop												
2.5 Private Flood												
3. Farmowners Multiple Peril												
4. Homeowners Multiple Peril												
5.1 Commercial Multiple Peril (Non-Liability Portion)												
5.2 Commercial Multiple Peril (Liability Portion)												
6. Mortgage Guaranty												
8. Ocean Marine												
9. Inland Marine												
10. Financial Guaranty												
11.1 Medical Professional Liability - Occurrence												
11.2 Medical Professional Liability - Claims-Made												
12. Earthquake												
13.1 Comprehensive (hospital and medical) ind (b)												
13.2 Comprehensive (hospital and medical) group (b)												
14. Credit A&H (Group and Individual)												
15.1 Vision Only (b)												
15.2 Dental Only (b)												
15.3 Disability Income (b)												
15.4 Medicare Supplement (b)												
15.5 Medicaid Title XIX (b)												
15.6 Medicare Title XVIII (b)												
15.7 Long-Term Care (b)												
15.8 Federal Employees Health Benefits Plan (b)												
15.9 Other Health (b)												
16. Workers' Compensation												
17.1 Other Liability - Occurrence												
17.2 Other Liability - Claims-Made												
17.3 Excess Workers' Compensation												
18.1 Products Liability - Occurrence												
18.2 Products Liability - Claims-Made												
19.1 Private Passenger Auto No-Fault (Personal Injury Protection)												
19.2 Other Private Passenger Auto Liability												
19.3 Commercial Auto No-Fault (Personal Injury Protection)												
19.4 Other Commercial Auto Liability												1,143
21.1 Private Passenger Auto Physical Damage												
21.2 Commercial Auto Physical Damage												
22. Aircraft (all perils)												
23. Fidelity												
24. Surety												
26. Burglary and Theft												
27. Boiler and Machinery												
28. Credit												
29. International												
30. Warranty												
31. Reins nonproportional assumed property	XXX	XXX	XXX	XXX	XXX	XXX	XXX	XXX	XXX	XXX	XXX	XXX
32. Reins nonproportional assumed liability	XXX	XXX	XXX	XXX	XXX	XXX	XXX	XXX	XXX	XXX	XXX	XXX
33. Reins nonproportional assumed financial lines	XXX	XXX	XXX	XXX	XXX	XXX	XXX	XXX	XXX	XXX	XXX	XXX
34. Aggregate Write-Ins for Other Lines of Business	0	0	0	0	0	0	0	0	0	0	0	0
35. Total (a)	0	0	0	0	0	0	0	0	0	0	0	1,143
DETAILS OF WRITE-INS												
3401.												
3402.												
3403.												
3498. Summary of remaining write-ins for Line 34 from overflow page	0	0	0	0	0	0	0	0	0	0	0	0
3499. Totals (Lines 3401 thru 3403 plus 3498)(Line 34 above)	0	0	0	0	0	0	0	0	0	0	0	0

(a) Finance and service charges not included in Lines 1 to 35 \$
 (b) For health business on indicated lines report: Number of persons insured under PPO managed care products and number of persons insured under indemnity only products

19.TN



ANNUAL STATEMENT FOR THE YEAR 2023 OF THE PROVIDENCE WASHINGTON INSURANCE COMPANY

EXHIBIT OF PREMIUMS AND LOSSES (Statutory Page 14)

NAIC Group Code 1248

BUSINESS IN THE STATE OF Texas

DURING THE YEAR 2023

NAIC Company Code 24295

Table with 12 columns: Line of Business, Direct Premiums Written, Direct Premiums Earned, Dividends Paid or Credited to Policyholders on Direct Business, Direct Unearned Premium Reserves, Direct Losses Paid (deducting salvage), Direct Losses Incurred, Direct Losses Unpaid, Direct Defense and Cost Containment Expense Paid, Direct Defense and Cost Containment Expense Incurred, Direct Defense and Cost Containment Expense Unpaid, Commissions and Brokerage Expenses, Taxes, Licenses and Fees. Rows include Fire, Multiple Peril Crop, Federal Flood, Private Crop, Private Flood, Farmowners Multiple Peril, Homeowners Multiple Peril, Commercial Multiple Peril (Non-Liability Portion), Commercial Multiple Peril (Liability Portion), Mortgage Guaranty, Ocean Marine, Inland Marine, Financial Guaranty, Medical Professional Liability - Occurrence, Medical Professional Liability - Claims-Made, Earthquake, Comprehensive (hospital and medical) ind (b), Comprehensive (hospital and medical) group (b), Credit A&H (Group and Individual), Vision Only (b), Dental Only (b), Disability Income (b), Medicare Supplement (b), Medicaid Title XIX (b), Medicare Title XVIII (b), Long-Term Care (b), Federal Employees Health Benefits Plan (b), Other Health (b), Workers' Compensation, Other Liability - Occurrence, Other Liability - Claims-Made, Excess Workers' Compensation, Products Liability - Occurrence, Products Liability - Claims-Made, Private Passenger Auto No-Fault (Personal Injury Protection), Other Private Passenger Auto Liability, Commercial Auto No-Fault (Personal Injury Protection), Other Commercial Auto Liability, Private Passenger Auto Physical Damage, Commercial Auto Physical Damage, Aircraft (all perils), Fidelity, Surety, Burglary and Theft, Boiler and Machinery, Credit, International, Warranty, Reins nonproportional assumed property, Reins nonproportional assumed liability, Reins nonproportional assumed financial lines, Aggregate Write-Ins for Other Lines of Business, Total (a), DETAILS OF WRITE-INS, 3401, 3402, 3403, 3498 Summary of remaining write-ins for Line 34 from overflow page, 3499 Totals (Lines 3401 thru 3403 plus 3498)(Line 34 above).

(a) Finance and service charges not included in Lines 1 to 35 \$

(b) For health business on indicated lines report: Number of persons insured under PPO managed care products and number of persons insured under indemnity only products

19.TX



ANNUAL STATEMENT FOR THE YEAR 2023 OF THE PROVIDENCE WASHINGTON INSURANCE COMPANY

EXHIBIT OF PREMIUMS AND LOSSES (Statutory Page 14)

NAIC Group Code 1248

BUSINESS IN THE STATE OF Utah

DURING THE YEAR 2023

NAIC Company Code 24295

Table with 12 columns: Line of Business, Direct Premiums Written, Direct Premiums Earned, Dividends Paid or Credited to Policyholders on Direct Business, Direct Unearned Premium Reserves, Direct Losses Paid (deducting salvage), Direct Losses Incurred, Direct Losses Unpaid, Direct Defense and Cost Containment Expense Paid, Direct Defense and Cost Containment Expense Incurred, Direct Defense and Cost Containment Expense Unpaid, Commissions and Brokerage Expenses, Taxes, Licenses and Fees. Rows include various insurance lines like Fire, Multiple Peril Crop, Federal Flood, etc., and a 'DETAILS OF WRITE-INS' section at the bottom.

19 UT

(a) Finance and service charges not included in Lines 1 to 35 \$
(b) For health business on indicated lines report: Number of persons insured under PPO managed care products and number of persons insured under indemnity only products



ANNUAL STATEMENT FOR THE YEAR 2023 OF THE PROVIDENCE WASHINGTON INSURANCE COMPANY

EXHIBIT OF PREMIUMS AND LOSSES (Statutory Page 14)

NAIC Group Code 1248

BUSINESS IN THE STATE OF Vermont

DURING THE YEAR 2023

NAIC Company Code 24295

Line of Business	Gross Premiums, Including Policy and Membership Fees, Less Return Premiums and Premiums on Policies not Taken		3 Dividends Paid or Credited to Policyholders on Direct Business	4 Direct Unearned Premium Reserves	5 Direct Losses Paid (deducting salvage)	6 Direct Losses Incurred	7 Direct Losses Unpaid	8 Direct Defense and Cost Containment Expense Paid	9 Direct Defense and Cost Containment Expense Incurred	10 Direct Defense and Cost Containment Expense Unpaid	11 Commissions and Brokerage Expenses	12 Taxes, Licenses and Fees
	1 Direct Premiums Written	2 Direct Premiums Earned										
1. Fire												
2.1 Allied Lines												
2.2 Multiple Peril Crop												
2.3 Federal Flood												
2.4 Private Crop												
2.5 Private Flood												
3. Farmowners Multiple Peril												
4. Homeowners Multiple Peril												
5.1 Commercial Multiple Peril (Non-Liability Portion)												
5.2 Commercial Multiple Peril (Liability Portion)												
6. Mortgage Guaranty												
8. Ocean Marine												
9. Inland Marine												
10. Financial Guaranty												
11.1 Medical Professional Liability - Occurrence												
11.2 Medical Professional Liability - Claims-Made												
12. Earthquake												
13.1 Comprehensive (hospital and medical) ind (b)												
13.2 Comprehensive (hospital and medical) group (b)												
14. Credit A&H (Group and Individual)												
15.1 Vision Only (b)												
15.2 Dental Only (b)												
15.3 Disability Income (b)												
15.4 Medicare Supplement (b)												
15.5 Medicaid Title XIX (b)												
15.6 Medicare Title XVIII (b)												
15.7 Long-Term Care (b)												
15.8 Federal Employees Health Benefits Plan (b)												
15.9 Other Health (b)												
16. Workers' Compensation												
17.1 Other Liability - Occurrence												
17.2 Other Liability - Claims-Made												
17.3 Excess Workers' Compensation												
18.1 Products Liability - Occurrence												
18.2 Products Liability - Claims-Made												
19.1 Private Passenger Auto No-Fault (Personal Injury Protection)												
19.2 Other Private Passenger Auto Liability												
19.3 Commercial Auto No-Fault (Personal Injury Protection)												
19.4 Other Commercial Auto Liability												
21.1 Private Passenger Auto Physical Damage												829
21.2 Commercial Auto Physical Damage												
22. Aircraft (all perils)												
23. Fidelity												
24. Surety												
26. Burglary and Theft												
27. Boiler and Machinery												
28. Credit												
29. International												
30. Warranty												
31. Reins nonproportional assumed property	XXX	XXX	XXX	XXX	XXX	XXX	XXX	XXX	XXX	XXX	XXX	XXX
32. Reins nonproportional assumed liability	XXX	XXX	XXX	XXX	XXX	XXX	XXX	XXX	XXX	XXX	XXX	XXX
33. Reins nonproportional assumed financial lines	XXX	XXX	XXX	XXX	XXX	XXX	XXX	XXX	XXX	XXX	XXX	XXX
34. Aggregate Write-Ins for Other Lines of Business	0	0	0	0	0	0	0	0	0	0	0	0
35. Total (a)	0	0	0	0	0	0	0	0	0	0	0	829
DETAILS OF WRITE-INS												
3401.												
3402.												
3403.												
3498. Summary of remaining write-ins for Line 34 from overflow page	0	0	0	0	0	0	0	0	0	0	0	0
3499. Totals (Lines 3401 thru 3403 plus 3498)(Line 34 above)	0	0	0	0	0	0	0	0	0	0	0	0

(a) Finance and service charges not included in Lines 1 to 35 \$
 (b) For health business on indicated lines report: Number of persons insured under PPO managed care products and number of persons insured under indemnity only products

19.VT



ANNUAL STATEMENT FOR THE YEAR 2023 OF THE PROVIDENCE WASHINGTON INSURANCE COMPANY

EXHIBIT OF PREMIUMS AND LOSSES (Statutory Page 14)

NAIC Group Code 1248

BUSINESS IN THE STATE OF Virginia

DURING THE YEAR 2023

NAIC Company Code 24295

Line of Business	Gross Premiums, Including Policy and Membership Fees, Less Return Premiums and Premiums on Policies not Taken		3 Dividends Paid or Credited to Policyholders on Direct Business	4 Direct Unearned Premium Reserves	5 Direct Losses Paid (deducting salvage)	6 Direct Losses Incurred	7 Direct Losses Unpaid	8 Direct Defense and Cost Containment Expense Paid	9 Direct Defense and Cost Containment Expense Incurred	10 Direct Defense and Cost Containment Expense Unpaid	11 Commissions and Brokerage Expenses	12 Taxes, Licenses and Fees
	1 Direct Premiums Written	2 Direct Premiums Earned										
1. Fire												
2.1 Allied Lines												
2.2 Multiple Peril Crop												
2.3 Federal Flood												
2.4 Private Crop												
2.5 Private Flood												
3. Farmowners Multiple Peril												
4. Homeowners Multiple Peril												
5.1 Commercial Multiple Peril (Non-Liability Portion)												
5.2 Commercial Multiple Peril (Liability Portion)												
6. Mortgage Guaranty												
8. Ocean Marine												
9. Inland Marine												
10. Financial Guaranty												
11.1 Medical Professional Liability - Occurrence												
11.2 Medical Professional Liability - Claims-Made												
12. Earthquake												
13.1 Comprehensive (hospital and medical) ind (b)												
13.2 Comprehensive (hospital and medical) group (b)												
14. Credit A&H (Group and Individual)												
15.1 Vision Only (b)												
15.2 Dental Only (b)												
15.3 Disability Income (b)												
15.4 Medicare Supplement (b)												
15.5 Medicaid Title XIX (b)												
15.6 Medicare Title XVIII (b)												
15.7 Long-Term Care (b)												
15.8 Federal Employees Health Benefits Plan (b)												
15.9 Other Health (b)												
16. Workers' Compensation												
17.1 Other Liability - Occurrence												
17.2 Other Liability - Claims-Made												
17.3 Excess Workers' Compensation												
18.1 Products Liability - Occurrence												
18.2 Products Liability - Claims-Made												
19.1 Private Passenger Auto No-Fault (Personal Injury Protection)												
19.2 Other Private Passenger Auto Liability												
19.3 Commercial Auto No-Fault (Personal Injury Protection)												
19.4 Other Commercial Auto Liability												1,244
21.1 Private Passenger Auto Physical Damage												
21.2 Commercial Auto Physical Damage												
22. Aircraft (all perils)												
23. Fidelity												
24. Surety												
26. Burglary and Theft												
27. Boiler and Machinery												
28. Credit												
29. International												
30. Warranty												
31. Reins nonproportional assumed property	XXX	XXX	XXX	XXX	XXX	XXX	XXX	XXX	XXX	XXX	XXX	XXX
32. Reins nonproportional assumed liability	XXX	XXX	XXX	XXX	XXX	XXX	XXX	XXX	XXX	XXX	XXX	XXX
33. Reins nonproportional assumed financial lines	XXX	XXX	XXX	XXX	XXX	XXX	XXX	XXX	XXX	XXX	XXX	XXX
34. Aggregate Write-Ins for Other Lines of Business	0	0	0	0	0	0	0	0	0	0	0	0
35. Total (a)	0	0	0	0	0	0	0	0	0	0	0	1,244
DETAILS OF WRITE-INS												
3401.												
3402.												
3403.												
3498. Summary of remaining write-ins for Line 34 from overflow page	0	0	0	0	0	0	0	0	0	0	0	0
3499. Totals (Lines 3401 thru 3403 plus 3498)(Line 34 above)	0	0	0	0	0	0	0	0	0	0	0	0

(a) Finance and service charges not included in Lines 1 to 35 \$
 (b) For health business on indicated lines report: Number of persons insured under PPO managed care products and number of persons insured under indemnity only products

19 VA



ANNUAL STATEMENT FOR THE YEAR 2023 OF THE PROVIDENCE WASHINGTON INSURANCE COMPANY

EXHIBIT OF PREMIUMS AND LOSSES (Statutory Page 14)

NAIC Group Code 1248

BUSINESS IN THE STATE OF Washington

DURING THE YEAR 2023

NAIC Company Code 24295

Table with 12 columns: Line of Business, Gross Premiums (Direct Written, Direct Earned), Dividends Paid, Direct Unearned Premium Reserves, Direct Losses Paid, Direct Losses Incurred, Direct Losses Unpaid, Direct Defense and Cost Containment Expense Paid, Direct Defense and Cost Containment Expense Incurred, Direct Defense and Cost Containment Expense Unpaid, Commissions and Brokerage Expenses, Taxes, Licenses and Fees. Rows include Fire, Multiple Peril Crop, Federal Flood, Private Crop, Farmowners Multiple Peril, Homeowners Multiple Peril, Commercial Multiple Peril (Non-Liability Portion), Commercial Multiple Peril (Liability Portion), Mortgage Guaranty, Ocean Marine, Inland Marine, Financial Guaranty, Medical Professional Liability, Earthquake, Comprehensive (hospital and medical) ind (b), Comprehensive (hospital and medical) group (b), Credit A&H, Vision Only, Dental Only, Disability Income, Medicare Supplement, Medicaid Title XIX, Medicare Title XVIII, Long-Term Care, Federal Employees Health Benefits Plan, Other Health, Workers' Compensation, Other Liability, Excess Workers' Compensation, Products Liability, Private Passenger Auto No-Fault, Other Private Passenger Auto Liability, Commercial Auto No-Fault, Other Commercial Auto Liability, Private Passenger Auto Physical Damage, Commercial Auto Physical Damage, Aircraft, Fidelity, Surety, Burglary and Theft, Boiler and Machinery, Credit, International, Warranty, Reins nonproportional assumed property, Reins nonproportional assumed liability, Reins nonproportional assumed financial lines, Aggregate Write-Ins for Other Lines of Business, Total (a), and DETAILS OF WRITE-INS (3401-3499).

19/WA

(a) Finance and service charges not included in Lines 1 to 35 \$
(b) For health business on indicated lines report: Number of persons insured under PPO managed care products and number of persons insured under indemnity only products



ANNUAL STATEMENT FOR THE YEAR 2023 OF THE PROVIDENCE WASHINGTON INSURANCE COMPANY

EXHIBIT OF PREMIUMS AND LOSSES (Statutory Page 14)

NAIC Group Code 1248

BUSINESS IN THE STATE OF West Virginia

DURING THE YEAR 2023

NAIC Company Code 24295

Line of Business	Gross Premiums, Including Policy and Membership Fees, Less Return Premiums and Premiums on Policies not Taken		3 Dividends Paid or Credited to Policyholders on Direct Business	4 Direct Unearned Premium Reserves	5 Direct Losses Paid (deducting salvage)	6 Direct Losses Incurred	7 Direct Losses Unpaid	8 Direct Defense and Cost Containment Expense Paid	9 Direct Defense and Cost Containment Expense Incurred	10 Direct Defense and Cost Containment Expense Unpaid	11 Commissions and Brokerage Expenses	12 Taxes, Licenses and Fees
	1 Direct Premiums Written	2 Direct Premiums Earned										
1. Fire												
2.1 Allied Lines												
2.2 Multiple Peril Crop												
2.3 Federal Flood												
2.4 Private Crop												
2.5 Private Flood												
3. Farmowners Multiple Peril												
4. Homeowners Multiple Peril												
5.1 Commercial Multiple Peril (Non-Liability Portion)												
5.2 Commercial Multiple Peril (Liability Portion)												
6. Mortgage Guaranty												
8. Ocean Marine												
9. Inland Marine												
10. Financial Guaranty												
11.1 Medical Professional Liability - Occurrence												
11.2 Medical Professional Liability - Claims-Made												
12. Earthquake												
13.1 Comprehensive (hospital and medical) ind (b)												
13.2 Comprehensive (hospital and medical) group (b)												
14. Credit A&H (Group and Individual)												
15.1 Vision Only (b)												
15.2 Dental Only (b)												
15.3 Disability Income (b)												
15.4 Medicare Supplement (b)												
15.5 Medicaid Title XIX (b)												
15.6 Medicare Title XVIII (b)												
15.7 Long-Term Care (b)												
15.8 Federal Employees Health Benefits Plan (b)												
15.9 Other Health (b)												
16. Workers' Compensation												
17.1 Other Liability - Occurrence												
17.2 Other Liability - Claims-Made												
17.3 Excess Workers' Compensation												
18.1 Products Liability - Occurrence												
18.2 Products Liability - Claims-Made												
19.1 Private Passenger Auto No-Fault (Personal Injury Protection)												
19.2 Other Private Passenger Auto Liability												
19.3 Commercial Auto No-Fault (Personal Injury Protection)												
19.4 Other Commercial Auto Liability												2,576
21.1 Private Passenger Auto Physical Damage												
21.2 Commercial Auto Physical Damage												
22. Aircraft (all perils)												
23. Fidelity												
24. Surety												
26. Burglary and Theft												
27. Boiler and Machinery												
28. Credit												
29. International												
30. Warranty												
31. Reins nonproportional assumed property	XXX	XXX	XXX	XXX	XXX	XXX	XXX	XXX	XXX	XXX	XXX	XXX
32. Reins nonproportional assumed liability	XXX	XXX	XXX	XXX	XXX	XXX	XXX	XXX	XXX	XXX	XXX	XXX
33. Reins nonproportional assumed financial lines	XXX	XXX	XXX	XXX	XXX	XXX	XXX	XXX	XXX	XXX	XXX	XXX
34. Aggregate Write-Ins for Other Lines of Business	0	0	0	0	0	0	0	0	0	0	0	0
35. Total (a)	0	0	0	0	0	0	0	0	0	0	0	2,576
DETAILS OF WRITE-INS												
3401.												
3402.												
3403.												
3498. Summary of remaining write-ins for Line 34 from overflow page	0	0	0	0	0	0	0	0	0	0	0	0
3499. Totals (Lines 3401 thru 3403 plus 3498)(Line 34 above)	0	0	0	0	0	0	0	0	0	0	0	0

(a) Finance and service charges not included in Lines 1 to 35 \$

(b) For health business on indicated lines report: Number of persons insured under PPO managed care products and number of persons insured under indemnity only products

19.WV



ANNUAL STATEMENT FOR THE YEAR 2023 OF THE PROVIDENCE WASHINGTON INSURANCE COMPANY

EXHIBIT OF PREMIUMS AND LOSSES (Statutory Page 14)

NAIC Group Code 1248

BUSINESS IN THE STATE OF Wisconsin

DURING THE YEAR 2023

NAIC Company Code 24295

Table with 12 columns: Line of Business, Direct Premiums Written, Direct Premiums Earned, Dividends Paid or Credited to Policyholders on Direct Business, Direct Unearned Premium Reserves, Direct Losses Paid (deducting salvage), Direct Losses Incurred, Direct Losses Unpaid, Direct Defense and Cost Containment Expense Paid, Direct Defense and Cost Containment Expense Incurred, Direct Defense and Cost Containment Expense Unpaid, Commissions and Brokerage Expenses, Taxes, Licenses and Fees. Rows include various insurance lines like Fire, Multiple Peril Crop, Federal Flood, etc., ending with a Total (a) row.

19.WI

(a) Finance and service charges not included in Lines 1 to 35 \$
(b) For health business on indicated lines report: Number of persons insured under PPO managed care products and number of persons insured under indemnity only products



ANNUAL STATEMENT FOR THE YEAR 2023 OF THE PROVIDENCE WASHINGTON INSURANCE COMPANY

EXHIBIT OF PREMIUMS AND LOSSES (Statutory Page 14)

NAIC Group Code 1248

BUSINESS IN THE STATE OF Wyoming

DURING THE YEAR 2023

NAIC Company Code 24295

Table with 12 columns: Line of Business, Direct Premiums Written, Direct Premiums Earned, Dividends Paid or Credited to Policyholders on Direct Business, Direct Unearned Premium Reserves, Direct Losses Paid (deducting salvage), Direct Losses Incurred, Direct Losses Unpaid, Direct Defense and Cost Containment Expense Paid, Direct Defense and Cost Containment Expense Incurred, Direct Defense and Cost Containment Expense Unpaid, Commissions and Brokerage Expenses, Taxes, Licenses and Fees. Rows include various insurance lines like Fire, Multiple Peril, Flood, etc., and a 'DETAILS OF WRITE-INS' section at the bottom.

19.WV

(a) Finance and service charges not included in Lines 1 to 35 \$
(b) For health business on indicated lines report: Number of persons insured under PPO managed care products and number of persons insured under indemnity only products



ANNUAL STATEMENT FOR THE YEAR 2023 OF THE PROVIDENCE WASHINGTON INSURANCE COMPANY

EXHIBIT OF PREMIUMS AND LOSSES (Statutory Page 14)

NAIC Group Code 1248

BUSINESS IN THE STATE OF American Samoa

DURING THE YEAR 2023

NAIC Company Code 24295

Table with 12 columns: Line of Business, Direct Premiums Written, Direct Premiums Earned, Dividends Paid or Credited to Policyholders on Direct Business, Direct Unearned Premium Reserves, Direct Losses Paid (deducting salvage), Direct Losses Incurred, Direct Losses Unpaid, Direct Defense and Cost Containment Expense Paid, Direct Defense and Cost Containment Expense Incurred, Direct Defense and Cost Containment Expense Unpaid, Commissions and Brokerage Expenses, Taxes, Licenses and Fees. Rows include various insurance lines like Fire, Multiple Peril, Flood, etc., and a 'DETAILS OF WRITE-INS' section at the bottom.

19AS

(a) Finance and service charges not included in Lines 1 to 35 \$
(b) For health business on indicated lines report: Number of persons insured under PPO managed care products and number of persons insured under indemnity only products



ANNUAL STATEMENT FOR THE YEAR 2023 OF THE PROVIDENCE WASHINGTON INSURANCE COMPANY

EXHIBIT OF PREMIUMS AND LOSSES (Statutory Page 14)

NAIC Group Code 1248

BUSINESS IN THE STATE OF Guam

DURING THE YEAR 2023

NAIC Company Code 24295

Line of Business	Gross Premiums, Including Policy and Membership Fees, Less Return Premiums and Premiums on Policies not Taken		3 Dividends Paid or Credited to Policyholders on Direct Business	4 Direct Unearned Premium Reserves	5 Direct Losses Paid (deducting salvage)	6 Direct Losses Incurred	7 Direct Losses Unpaid	8 Direct Defense and Cost Containment Expense Paid	9 Direct Defense and Cost Containment Expense Incurred	10 Direct Defense and Cost Containment Expense Unpaid	11 Commissions and Brokerage Expenses	12 Taxes, Licenses and Fees
	1 Direct Premiums Written	2 Direct Premiums Earned										
1. Fire												
2.1 Allied Lines												
2.2 Multiple Peril Crop												
2.3 Federal Flood												
2.4 Private Crop												
2.5 Private Flood												
3. Farmowners Multiple Peril												
4. Homeowners Multiple Peril												
5.1 Commercial Multiple Peril (Non-Liability Portion)												
5.2 Commercial Multiple Peril (Liability Portion)												
6. Mortgage Guaranty												
8. Ocean Marine												
9. Inland Marine												
10. Financial Guaranty												
11.1 Medical Professional Liability - Occurrence												
11.2 Medical Professional Liability - Claims-Made												
12. Earthquake												
13.1 Comprehensive (hospital and medical) ind (b)												
13.2 Comprehensive (hospital and medical) group (b)												
14. Credit A&H (Group and Individual)												
15.1 Vision Only (b)												
15.2 Dental Only (b)												
15.3 Disability Income (b)												
15.4 Medicare Supplement (b)												
15.5 Medicaid Title XIX (b)												
15.6 Medicare Title XVIII (b)												
15.7 Long-Term Care (b)												
15.8 Federal Employees Health Benefits Plan (b)												
15.9 Other Health (b)												
16. Workers' Compensation												
17.1 Other Liability - Occurrence												
17.2 Other Liability - Claims-Made												
17.3 Excess Workers' Compensation												
18.1 Products Liability - Occurrence												
18.2 Products Liability - Claims-Made												
19.1 Private Passenger Auto No-Fault (Personal Injury Protection)												
19.2 Other Private Passenger Auto Liability												
19.3 Commercial Auto No-Fault (Personal Injury Protection)												
19.4 Other Commercial Auto Liability												
21.1 Private Passenger Auto Physical Damage												
21.2 Commercial Auto Physical Damage												
22. Aircraft (all perils)												
23. Fidelity												
24. Surety												
26. Burglary and Theft												
27. Boiler and Machinery												
28. Credit												
29. International												
30. Warranty												
31. Reins nonproportional assumed property	XXX	XXX	XXX	XXX	XXX	XXX	XXX	XXX	XXX	XXX	XXX	XXX
32. Reins nonproportional assumed liability	XXX	XXX	XXX	XXX	XXX	XXX	XXX	XXX	XXX	XXX	XXX	XXX
33. Reins nonproportional assumed financial lines	XXX	XXX	XXX	XXX	XXX	XXX	XXX	XXX	XXX	XXX	XXX	XXX
34. Aggregate Write-Ins for Other Lines of Business	0	0	0	0	0	0	0	0	0	0	0	0
35. Total (a)	0	0	0	0	0	0	0	0	0	0	0	0
DETAILS OF WRITE-INS												
3401.												
3402.												
3403.												
3498. Summary of remaining write-ins for Line 34 from overflow page	0	0	0	0	0	0	0	0	0	0	0	0
3499. Totals (Lines 3401 thru 3403 plus 3498)(Line 34 above)	0	0	0	0	0	0	0	0	0	0	0	0

(a) Finance and service charges not included in Lines 1 to 35 \$
 (b) For health business on indicated lines report: Number of persons insured under PPO managed care products and number of persons insured under indemnity only products

19 GU



ANNUAL STATEMENT FOR THE YEAR 2023 OF THE PROVIDENCE WASHINGTON INSURANCE COMPANY

EXHIBIT OF PREMIUMS AND LOSSES (Statutory Page 14)

NAIC Group Code 1248

BUSINESS IN THE STATE OF Puerto Rico

DURING THE YEAR 2023

NAIC Company Code 24295

Table with 12 columns: Line of Business, Direct Premiums Written, Direct Premiums Earned, Dividends Paid or Credited to Policyholders on Direct Business, Direct Unearned Premium Reserves, Direct Losses Paid (deducting salvage), Direct Losses Incurred, Direct Losses Unpaid, Direct Defense and Cost Containment Expense Paid, Direct Defense and Cost Containment Expense Incurred, Direct Defense and Cost Containment Expense Unpaid, Commissions and Brokerage Expenses, Taxes, Licenses and Fees. Rows include various insurance lines like Fire, Multiple Peril Crop, Federal Flood, etc., and a 'DETAILS OF WRITE-INS' section at the bottom.

19.PR

(a) Finance and service charges not included in Lines 1 to 35 \$
(b) For health business on indicated lines report: Number of persons insured under PPO managed care products and number of persons insured under indemnity only products



ANNUAL STATEMENT FOR THE YEAR 2023 OF THE PROVIDENCE WASHINGTON INSURANCE COMPANY

EXHIBIT OF PREMIUMS AND LOSSES (Statutory Page 14)

NAIC Group Code 1248

BUSINESS IN THE STATE OF U.S. Virgin Islands

DURING THE YEAR 2023

NAIC Company Code 24295

Table with 12 columns: Line of Business, Direct Premiums Written, Direct Premiums Earned, Dividends Paid or Credited to Policyholders on Direct Business, Direct Unearned Premium Reserves, Direct Losses Paid (deducting salvage), Direct Losses Incurred, Direct Losses Unpaid, Direct Defense and Cost Containment Expense Paid, Direct Defense and Cost Containment Expense Incurred, Direct Defense and Cost Containment Expense Unpaid, Commissions and Brokerage Expenses, Taxes, Licenses and Fees. Rows include various insurance lines like Fire, Multiple Peril, Flood, etc., and a 'DETAILS OF WRITE-INS' section at the bottom.

(a) Finance and service charges not included in Lines 1 to 35 \$
(b) For health business on indicated lines report: Number of persons insured under PPO managed care products and number of persons insured under indemnity only products

19.VI



ANNUAL STATEMENT FOR THE YEAR 2023 OF THE PROVIDENCE WASHINGTON INSURANCE COMPANY

EXHIBIT OF PREMIUMS AND LOSSES (Statutory Page 14)

NAIC Group Code 1248

BUSINESS IN THE STATE OF Northern Mariana Islands

DURING THE YEAR 2023

NAIC Company Code 24295

Table with 12 columns: Line of Business, Direct Premiums Written, Direct Premiums Earned, Dividends Paid or Credited to Policyholders on Direct Business, Direct Unearned Premium Reserves, Direct Losses Paid (deducting salvage), Direct Losses Incurred, Direct Losses Unpaid, Direct Defense and Cost Containment Expense Paid, Direct Defense and Cost Containment Expense Incurred, Direct Defense and Cost Containment Expense Unpaid, Commissions and Brokerage Expenses, Taxes, Licenses and Fees. Rows include various insurance lines like Fire, Multiple Peril Crop, Federal Flood, etc., and a 'DETAILS OF WRITE-INS' section at the bottom.

(a) Finance and service charges not included in Lines 1 to 35 \$
(b) For health business on indicated lines report: Number of persons insured under PPO managed care products and number of persons insured under indemnity only products

19 MP



ANNUAL STATEMENT FOR THE YEAR 2023 OF THE PROVIDENCE WASHINGTON INSURANCE COMPANY

EXHIBIT OF PREMIUMS AND LOSSES (Statutory Page 14)

NAIC Group Code 1248

BUSINESS IN THE STATE OF Canada

DURING THE YEAR 2023

NAIC Company Code 24295

Table with 12 columns: Line of Business, Direct Premiums Written, Direct Premiums Earned, Dividends Paid or Credited to Policyholders on Direct Business, Direct Unearned Premium Reserves, Direct Losses Paid (deducting salvage), Direct Losses Incurred, Direct Losses Unpaid, Direct Defense and Cost Containment Expense Paid, Direct Defense and Cost Containment Expense Incurred, Direct Defense and Cost Containment Expense Unpaid, Commissions and Brokerage Expenses, Taxes, Licenses and Fees. Rows include various insurance lines like Fire, Multiple Peril Crop, Federal Flood, etc., and a 'DETAILS OF WRITE-INS' section at the bottom.

19 CN

(a) Finance and service charges not included in Lines 1 to 35 \$
(b) For health business on indicated lines report: Number of persons insured under PPO managed care products and number of persons insured under indemnity only products



ANNUAL STATEMENT FOR THE YEAR 2023 OF THE PROVIDENCE WASHINGTON INSURANCE COMPANY

EXHIBIT OF PREMIUMS AND LOSSES (Statutory Page 14)

NAIC Group Code 1248

BUSINESS IN THE STATE OF Grand Total

DURING THE YEAR 2023

NAIC Company Code 24295

Table with 12 columns: Line of Business, Gross Premiums (Direct Written, Direct Earned), Dividends Paid, Direct Unearned Premium Reserves, Direct Losses Paid (deducting salvage), Direct Losses Incurred, Direct Losses Unpaid, Direct Defense and Cost Containment Expense Paid, Direct Defense and Cost Containment Expense Incurred, Direct Defense and Cost Containment Expense Unpaid, Commissions and Brokerage Expenses, Taxes, Licenses and Fees. Rows include Fire, Multiple Peril Crop, Federal Flood, Private Crop, Private Flood, Farmowners Multiple Peril, Homeowners Multiple Peril, Commercial Multiple Peril (Non-Liability Portion), Commercial Multiple Peril (Liability Portion), Mortgage Guaranty, Ocean Marine, Inland Marine, Financial Guaranty, Medical Professional Liability, Earthquake, Comprehensive (hospital and medical) ind (b), Comprehensive (hospital and medical) group (b), Credit A&H, Vision Only, Dental Only, Disability Income, Medicare Supplement, Medicaid Title XIX, Medicare Title XVIII, Long-Term Care, Federal Employees Health Benefits Plan, Other Health, Workers' Compensation, Other Liability, Excess Workers' Compensation, Products Liability, Private Passenger Auto No-Fault, Other Private Passenger Auto Liability, Commercial Auto No-Fault, Other Commercial Auto Liability, Private Passenger Auto Physical Damage, Commercial Auto Physical Damage, Aircraft, Fidelity, Surety, Burglary and Theft, Boiler and Machinery, Credit, International, Warranty, Reins nonproportional assumed property, Reins nonproportional assumed liability, Reins nonproportional assumed financial lines, Aggregate Write-Ins for Other Lines of Business, Total (a), and DETAILS OF WRITE-INS (3401-3499).

(a) Finance and service charges not included in Lines 1 to 35 \$ 0

(b) For health business on indicated lines report: Number of persons insured under PPO managed care products 0 and number of persons insured under indemnity only products 0

19 GT

Schedule F - Part 1 - Assumed Reinsurance

NONE

Schedule F - Part 2 - Premium Portfolio Reinsurance Effected or (Canceled)

NONE

ANNUAL STATEMENT FOR THE YEAR 2023 OF THE PROVIDENCE WASHINGTON INSURANCE COMPANY

SCHEDULE F - PART 3

Ceded Reinsurance as of December 31, Current Year (\$000 Omitted)

1 ID Number	2 NAIC Com- pany Code	3 Name of Reinsurer	4 Domiciliary Jurisdiction	5 Special Code	6 Reinsurance Premiums Ceded	Reinsurance Recoverable On									16 Amount in Dispute included in Column 15	Reinsurance Payable		19 Net Amount Recoverable From Reinsurers Cols. 15 - [17 + 18]	20 Funds Held by Company Under Reinsurance Treaties	
						7 Paid Losses	8 Paid LAE	9 Known Case Loss Reserves	10 Known Case LAE Reserves	11 IBNR Loss Reserves	12 IBNR LAE Reserves	13 Unearned Premiums	14 Contingent Commis- sions	15 Columns 7 through 14 Totals		17 Ceded Balances Payable	18 Other Amounts Due to Reinsurers			
0499999		Total Authorized - Affiliates - U.S. Non-Pool			0	0	0	0	0	0	0	0	0	0	0	0	0	0	0	0
0799999		Total Authorized - Affiliates - Other (Non-U.S.)			0	0	0	0	0	0	0	0	0	0	0	0	0	0	0	0
0899999		Total Authorized - Affiliates			0	0	0	0	0	0	0	0	0	0	0	0	0	0	0	0
22-2311816	39217	QBE Reinsurance Corporation	PA					6,621		26,302	5,090			38,013					38,013	
94-1590201	26220	Yosemite Insurance Company	OK					1,885	458	1,260	1,426			5,029					5,029	
0999999		Total Authorized - Other U.S. Unaffiliated Insurers			0	0	0	8,507	458	27,562	6,516	0	0	43,042	0	0	0	0	43,042	0
1499999		Total Authorized Excluding Protected Cells (Sum of 0899999, 0999999, 1099999, 1199999 and 1299999)			0	0	0	8,507	458	27,562	6,516	0	0	43,042	0	0	0	0	43,042	0
1899999		Total Unauthorized - Affiliates - U.S. Non-Pool			0	0	0	0	0	0	0	0	0	0	0	0	0	0	0	0
2199999		Total Unauthorized - Affiliates - Other (Non-U.S.)			0	0	0	0	0	0	0	0	0	0	0	0	0	0	0	0
2299999		Total Unauthorized - Affiliates			0	0	0	0	0	0	0	0	0	0	0	0	0	0	0	0
2899999		Total Unauthorized Excluding Protected Cells (Sum of 2299999, 2399999, 2499999, 2599999 and 2699999)			0	0	0	0	0	0	0	0	0	0	0	0	0	0	0	0
3299999		Total Certified - Affiliates - U.S. Non-Pool			0	0	0	0	0	0	0	0	0	0	0	0	0	0	0	0
3599999		Total Certified - Affiliates - Other (Non-U.S.)			0	0	0	0	0	0	0	0	0	0	0	0	0	0	0	0
3699999		Total Certified - Affiliates			0	0	0	0	0	0	0	0	0	0	0	0	0	0	0	0
4299999		Total Certified Excluding Protected Cells (Sum of 3699999, 3799999, 3899999, 3999999 and 4099999)			0	0	0	0	0	0	0	0	0	0	0	0	0	0	0	0
4699999		Total Reciprocal Jurisdiction - Affiliates - U.S. Non-Pool			0	0	0	0	0	0	0	0	0	0	0	0	0	0	0	0
4999999		Total Reciprocal Jurisdiction - Affiliates - Other (Non-U.S.)			0	0	0	0	0	0	0	0	0	0	0	0	0	0	0	0
5099999		Total Reciprocal Jurisdiction - Affiliates			0	0	0	0	0	0	0	0	0	0	0	0	0	0	0	0
5699999		Total Reciprocal Jurisdiction Excluding Protected Cells (Sum of 5099999, 5199999, 5299999, 5399999 and 5499999)			0	0	0	0	0	0	0	0	0	0	0	0	0	0	0	0
5799999		Total Authorized, Unauthorized, Reciprocal Jurisdiction and Certified Excluding Protected Cells (Sum of 1499999, 2899999, 4299999 and 5699999)			0	0	0	8,507	458	27,562	6,516	0	0	43,042	0	0	0	0	43,042	0
5899999		Total Protected Cells (Sum of 1399999, 2799999, 4199999 and 5599999)			0	0	0	0	0	0	0	0	0	0	0	0	0	0	0	0
9999999		Totals			0	0	0	8,507	458	27,562	6,516	0	0	43,042	0	0	0	0	43,042	0

ANNUAL STATEMENT FOR THE YEAR 2023 OF THE PROVIDENCE WASHINGTON INSURANCE COMPANY

SCHEDULE F - PART 3 (Continued)

Ceded Reinsurance as of December 31, Current Year (\$000 Omitted)
(Credit Risk)

ID Number From Col. 1	Name of Reinsurer From Col. 3	Collateral				25 Total Funds Held, Payables & Collateral	26 Net Recoverable Net of Funds Held & Collateral	27 Applicable Sch. F Penalty (Col. 78)	Ceded Reinsurance Credit Risk								
		21 Multiple Beneficiary Trusts	22 Letters of Credit	23 Issuing or Confirming Bank Reference Number	24 Single Beneficiary Trusts & Other Allowable Collateral				28 Total Amount Recoverable from Reinsurers Less Penalty (Cols. 15-27)	29 Stressed Recoverable (Col. 28 * 120%)	30 Reinsurance Payable & Funds Held (Cols. 17+18+20; but not in excess of Col. 29)	31 Stressed Net Recoverable (Cols. 29-30)	32 Total Collateral (Cols. 21+22 + 24, not in Excess of Col. 31)	33 Stressed Net Recoverable Net of Collateral Offsets (Cols. 31-32)	34 Reinsurer Designation Equivalent	35 Credit Risk on Collateralized Recoverables (Col. 32 * Factor Applicable to Reinsurer Designation Equivalent in Col. 34)	36 Credit Risk on Un-collateralized Recoverables (Col. 33 * Factor Applicable to Reinsurer Designation Equivalent in Col. 34)
0499999. Total Authorized - Affiliates - U.S. Non-Pool		0	0	XXX	0	0	0	XXX	XXX	XXX	XXX	XXX	XXX	XXX	XXX	XXX	
0799999. Total Authorized - Affiliates - Other (Non-U.S.)		0	0	XXX	0	0	0	0	0	0	0	0	0	0	XXX	0	
0899999. Total Authorized - Affiliates		0	0	XXX	0	0	0	0	0	0	0	0	0	0	XXX	0	
22-2311816 .. QBE Reinsurance Corporation					0	38,013	0	38,013	45,615	0	45,615	0	45,615	3	0	1,277	
94-1590201 .. Yosemite Insurance Company					0	5,029	0	5,029	6,035	0	6,035	0	6,035	6	0	724	
0999999. Total Authorized - Other U.S. Unaffiliated Insurers		0	0	XXX	0	43,042	0	43,042	51,651	0	51,651	0	51,651	XXX	0	2,001	
1499999. Total Authorized Excluding Protected Cells (Sum of 0899999, 0999999, 1099999, 1199999 and 1299999)		0	0	XXX	0	43,042	0	43,042	51,651	0	51,651	0	51,651	XXX	0	2,001	
1899999. Total Unauthorized - Affiliates - U.S. Non-Pool		0	0	XXX	0	0	0	XXX	XXX	XXX	XXX	XXX	XXX	XXX	XXX	XXX	
2199999. Total Unauthorized - Affiliates - Other (Non-U.S.)		0	0	XXX	0	0	0	0	0	0	0	0	0	XXX	0	0	
2299999. Total Unauthorized - Affiliates		0	0	XXX	0	0	0	0	0	0	0	0	0	XXX	0	0	
2899999. Total Unauthorized Excluding Protected Cells (Sum of 2299999, 2399999, 2499999, 2599999 and 2699999)		0	0	XXX	0	0	0	0	0	0	0	0	0	XXX	0	0	
3299999. Total Certified - Affiliates - U.S. Non-Pool		0	0	XXX	0	0	0	XXX	XXX	XXX	XXX	XXX	XXX	XXX	XXX	XXX	
3599999. Total Certified - Affiliates - Other (Non-U.S.)		0	0	XXX	0	0	0	0	0	0	0	0	0	XXX	0	0	
3699999. Total Certified - Affiliates		0	0	XXX	0	0	0	0	0	0	0	0	0	XXX	0	0	
4299999. Total Certified Excluding Protected Cells (Sum of 3699999, 3799999, 3899999, 3999999 and 4099999)		0	0	XXX	0	0	0	0	0	0	0	0	0	XXX	0	0	
4699999. Total Reciprocal Jurisdiction - Affiliates - U.S. Non-Pool		0	0	XXX	0	0	0	XXX	XXX	XXX	XXX	XXX	XXX	XXX	XXX	XXX	
4999999. Total Reciprocal Jurisdiction - Affiliates - Other (Non-U.S.)		0	0	XXX	0	0	0	0	0	0	0	0	0	XXX	0	0	
5099999. Total Reciprocal Jurisdiction - Affiliates		0	0	XXX	0	0	0	0	0	0	0	0	0	XXX	0	0	
5699999. Total Reciprocal Jurisdiction Excluding Protected Cells (Sum of 5099999, 5199999, 5299999, 5399999 and 5499999)		0	0	XXX	0	0	0	0	0	0	0	0	0	XXX	0	0	
5799999. Total Authorized, Unauthorized, Reciprocal Jurisdiction and Certified Excluding Protected Cells (Sum of 1499999, 2899999, 4299999 and 5699999)		0	0	XXX	0	43,042	0	43,042	51,651	0	51,651	0	51,651	XXX	0	2,001	
5899999. Total Protected Cells (Sum of 1399999, 2799999, 4199999 and 5599999)		0	0	XXX	0	0	0	XXX	XXX	XXX	XXX	XXX	XXX	XXX	XXX	XXX	
9999999 Totals		0	0	XXX	0	43,042	0	43,042	51,651	0	51,651	0	51,651	XXX	0	2,001	

ANNUAL STATEMENT FOR THE YEAR 2023 OF THE PROVIDENCE WASHINGTON INSURANCE COMPANY

SCHEDULE F - PART 3 (Continued)

Ceded Reinsurance as of December 31, Current Year (\$000 Omitted)
(Aging of Ceded Reinsurance)

ID Number From Col. 1	Name of Reinsurer From Col. 3	Reinsurance Recoverable on Paid Losses and Paid Loss Adjustment Expenses							44 Total Recoverable on Paid Losses & LAE Amounts in Dispute Included in Col. 43	45 Recoverable on Paid Losses & LAE Over 90 Days Past Due Amounts Included in Cols. 40 & 41	46 Total Recoverable on Paid Losses & LAE Amounts Not in Dispute (Cols 43-44)	47 Recoverable on Paid Losses & LAE Over 90 Days Past Due Amounts Not in Dispute (Cols. 40 + 41 - 45)	48 Amounts Received Prior 90 Days	49 Percentage Overdue Col. 42/Col. 43	50 Percentage of Amounts More Than 90 Days Overdue Not in Dispute (Col. 47/[Cols. 46+48])	51 Percentage More Than 120 Days Overdue (Col. 41/ Col. 43)	52 Is the Amount in Col. 50 Less Than 20%? (Yes or No)	53 Amounts in Col. 47 for Reinsurers with Values Less Than 20% in Col. 50
		37 Current	Overdue				43 Total Due Cols. 37+42 (In total should equal Cols. 7+8)											
			38 1 - 29 Days	39 30 - 90 Days	40 91 - 120 Days	41 Over 120 Days		42 Total Overdue Cols. 38+39 +40+41										
0499999. Total Authorized - Affiliates - U.S. Non-Pool		0	0	0	0	0	0	0	0	0	0	0	0.0	0.0	0.0	XXX	0	
0799999. Total Authorized - Affiliates - Other (Non-U.S.)		0	0	0	0	0	0	0	0	0	0	0	0.0	0.0	0.0	XXX	0	
0899999. Total Authorized - Affiliates		0	0	0	0	0	0	0	0	0	0	0	0.0	0.0	0.0	XXX	0	
22-2311816 .. QBE Reinsurance Corporation																		
94-1590201 .. Yosemite Insurance Company																YES		
0999999. Total Authorized - Other U.S. Unaffiliated Insurers		0	0	0	0	0	0	0	0	0	0	0	0.0	0.0	0.0	XXX	0	
1499999. Total Authorized Excluding Protected Cells (Sum of 0899999, 0999999, 1099999, 1199999 and 1299999)		0	0	0	0	0	0	0	0	0	0	0	0.0	0.0	0.0	XXX	0	
1899999. Total Unauthorized - Affiliates - U.S. Non-Pool		0	0	0	0	0	0	0	0	0	0	0	0.0	0.0	0.0	XXX	0	
2199999. Total Unauthorized - Affiliates - Other (Non-U.S.)		0	0	0	0	0	0	0	0	0	0	0	0.0	0.0	0.0	XXX	0	
2299999. Total Unauthorized - Affiliates		0	0	0	0	0	0	0	0	0	0	0	0.0	0.0	0.0	XXX	0	
2899999. Total Unauthorized Excluding Protected Cells (Sum of 2299999, 2399999, 2499999, 2599999 and 2699999)		0	0	0	0	0	0	0	0	0	0	0	0.0	0.0	0.0	XXX	0	
3299999. Total Certified - Affiliates - U.S. Non-Pool		0	0	0	0	0	0	0	0	0	0	0	0.0	0.0	0.0	XXX	0	
3599999. Total Certified - Affiliates - Other (Non-U.S.)		0	0	0	0	0	0	0	0	0	0	0	0.0	0.0	0.0	XXX	0	
3699999. Total Certified - Affiliates		0	0	0	0	0	0	0	0	0	0	0	0.0	0.0	0.0	XXX	0	
4299999. Total Certified Excluding Protected Cells (Sum of 3699999, 3799999, 3899999, 3999999 and 4099999)		0	0	0	0	0	0	0	0	0	0	0	0.0	0.0	0.0	XXX	0	
4699999. Total Reciprocal Jurisdiction - Affiliates - U.S. Non-Pool		0	0	0	0	0	0	0	0	0	0	0	0.0	0.0	0.0	XXX	0	
4999999. Total Reciprocal Jurisdiction - Affiliates - Other (Non-U.S.)		0	0	0	0	0	0	0	0	0	0	0	0.0	0.0	0.0	XXX	0	
5099999. Total Reciprocal Jurisdiction - Affiliates		0	0	0	0	0	0	0	0	0	0	0	0.0	0.0	0.0	XXX	0	
5699999. Total Reciprocal Jurisdiction Excluding Protected Cells (Sum of 5099999, 5199999, 5299999, 5399999 and 5499999)		0	0	0	0	0	0	0	0	0	0	0	0.0	0.0	0.0	XXX	0	
5799999. Total Authorized, Unauthorized, Reciprocal Jurisdiction and Certified Excluding Protected Cells (Sum of 1499999, 2899999, 4299999 and 5699999)		0	0	0	0	0	0	0	0	0	0	0	0.0	0.0	0.0	XXX	0	
5899999. Total Protected Cells (Sum of 1399999, 2799999, 4199999 and 5599999)		0	0	0	0	0	0	0	0	0	0	0	0.0	0.0	0.0	XXX	0	
9999999 Totals		0	0	0	0	0	0	0	0	0	0	0	0.0	0.0	0.0	XXX	0	

ANNUAL STATEMENT FOR THE YEAR 2023 OF THE PROVIDENCE WASHINGTON INSURANCE COMPANY

SCHEDULE F - PART 3 (Continued)

Ceded Reinsurance as of December 31, Current Year (\$000 Omitted)
(Provision for Reinsurance for Certified Reinsurers)

ID Number From Col. 1	Name of Reinsurer From Col. 3	Provision for Certified Reinsurance													Complete if Col. 52 = "No"; Otherwise Enter 0			69 Provision for Overdue Reinsurance Ceded to Certified Reinsurers (Greater of [Col. 62 + Col. 65] or Col.68; not to Exceed Col. 63)
		54	55	56	57	58	59	60	61	62	63	64	65	66	67	68		
		Certified Reinsurer Rating (1 through 6)	Effective Date of Certified Reinsurer Rating	Percent Collateral Required for Full Credit (0% through 100%)	Catastrophe Recoverables Qualifying for Collateral Deferral	Net Recoverables Subject to Collateral Requirements for Full Credit (Col. 19 - Col. 57)	Dollar Amount of Collateral Required (Col. 56 * Col. 58)	Percent of Collateral Provided for Net Recoverables Subject to Collateral Requirements ([Col. 20 + Col. 21 + Col. 22 + Col. 24] / Col. 58)	Percent Credit Allowed on Net Recoverables Subject to Collateral Requirements (Col. 60 / Col. 56, not to exceed 100%)	20% of Recoverable on Paid Losses & LAE Over 90 Days Past Due Amounts in Dispute (Col. 45 * 20%)	Amount of Credit Allowed for Net Recoverables (Col. 57 + [Col. 58 * Col. 61])	Provision for Reinsurance with Certified Reinsurers Due to Collateral Deficiency (Col. 19 - Col. 63)	20% of Recoverable on Paid Losses & LAE Over 90 Days Past Due Amounts Not in Dispute (Col. 47 * 20%)	Total Collateral Provided (Col. 20 + Col. 21 + Col. 24, not to Exceed Col. 63)	Net Unsecured Recoverable for Which Credit is Allowed (Col. 63 - Col. 66)	20% of Amount in Col. 67		
0499999. Total Authorized - Affiliates - U.S. Non-Pool				XXX	XXX	XXX	XXX	XXX	XXX	XXX	XXX	XXX	XXX	XXX	XXX	XXX	XXX	XXX
0799999. Total Authorized - Affiliates - Other (Non-U.S.)				XXX	XXX	XXX	XXX	XXX	XXX	XXX	XXX	XXX	XXX	XXX	XXX	XXX	XXX	XXX
0899999. Total Authorized - Affiliates				XXX	XXX	XXX	XXX	XXX	XXX	XXX	XXX	XXX	XXX	XXX	XXX	XXX	XXX	XXX
22-2311816	QBE Reinsurance Corporation	XXX	XXX	XXX	XXX	XXX	XXX	XXX	XXX	XXX	XXX	XXX	XXX	XXX	XXX	XXX	XXX	XXX
94-1590201	Yosemite Insurance Company	XXX	XXX	XXX	XXX	XXX	XXX	XXX	XXX	XXX	XXX	XXX	XXX	XXX	XXX	XXX	XXX	XXX
0999999. Total Authorized - Other U.S. Unaffiliated Insurers				XXX	XXX	XXX	XXX	XXX	XXX	XXX	XXX	XXX	XXX	XXX	XXX	XXX	XXX	XXX
1499999. Total Authorized Excluding Protected Cells (Sum of 0899999, 0999999, 1099999, 1199999 and 1299999)				XXX	XXX	XXX	XXX	XXX	XXX	XXX	XXX	XXX	XXX	XXX	XXX	XXX	XXX	XXX
1899999. Total Unauthorized - Affiliates - U.S. Non-Pool				XXX	XXX	XXX	XXX	XXX	XXX	XXX	XXX	XXX	XXX	XXX	XXX	XXX	XXX	XXX
2199999. Total Unauthorized - Affiliates - Other (Non-U.S.)				XXX	XXX	XXX	XXX	XXX	XXX	XXX	XXX	XXX	XXX	XXX	XXX	XXX	XXX	XXX
2299999. Total Unauthorized - Affiliates				XXX	XXX	XXX	XXX	XXX	XXX	XXX	XXX	XXX	XXX	XXX	XXX	XXX	XXX	XXX
2899999. Total Unauthorized Excluding Protected Cells (Sum of 2299999, 2399999, 2499999, 2599999 and 2699999)				XXX	XXX	XXX	XXX	XXX	XXX	XXX	XXX	XXX	XXX	XXX	XXX	XXX	XXX	XXX
3299999. Total Certified - Affiliates - U.S. Non-Pool				XXX	0	0	0	XXX	XXX	0	0	0	0	0	0	0	0	0
3599999. Total Certified - Affiliates - Other (Non-U.S.)				XXX	0	0	0	XXX	XXX	0	0	0	0	0	0	0	0	0
3699999. Total Certified - Affiliates				XXX	0	0	0	XXX	XXX	0	0	0	0	0	0	0	0	0
4299999. Total Certified Excluding Protected Cells (Sum of 3699999, 3799999, 3899999, 3999999 and 4099999)				XXX	0	0	0	XXX	XXX	0	0	0	0	0	0	0	0	0
4699999. Total Reciprocal Jurisdiction - Affiliates - U.S. Non-Pool				XXX	XXX	XXX	XXX	XXX	XXX	XXX	XXX	XXX	XXX	XXX	XXX	XXX	XXX	XXX
4999999. Total Reciprocal Jurisdiction - Affiliates - Other (Non-U.S.)				XXX	XXX	XXX	XXX	XXX	XXX	XXX	XXX	XXX	XXX	XXX	XXX	XXX	XXX	XXX
5099999. Total Reciprocal Jurisdiction - Affiliates				XXX	XXX	XXX	XXX	XXX	XXX	XXX	XXX	XXX	XXX	XXX	XXX	XXX	XXX	XXX
5699999. Total Reciprocal Jurisdiction Excluding Protected Cells (Sum of 5099999, 5199999, 5299999, 5399999 and 5499999)				XXX	XXX	XXX	XXX	XXX	XXX	XXX	XXX	XXX	XXX	XXX	XXX	XXX	XXX	XXX
5799999. Total Authorized, Unauthorized, Reciprocal Jurisdiction and Certified Excluding Protected Cells (Sum of 1499999, 2899999, 4299999 and 5699999)				XXX	0	0	0	XXX	XXX	0	0	0	0	0	0	0	0	0
5899999. Total Protected Cells (Sum of 1399999, 2799999, 4199999 and 5599999)				XXX	0	0	0	XXX	XXX	0	0	0	0	0	0	0	0	0
9999999 Totals				XXX	0	0	0	XXX	XXX	0	0	0	0	0	0	0	0	0

ANNUAL STATEMENT FOR THE YEAR 2023 OF THE PROVIDENCE WASHINGTON INSURANCE COMPANY

SCHEDULE F - PART 3 (Continued)

Ceded Reinsurance as of December 31, Current Year (\$000 Omitted)
(Total Provision for Reinsurance)

ID Number From Col. 1	Name of Reinsurer From Col. 3	70 20% of Recoverable on Paid Losses & LAE Over 90 Days past Due Amounts Not in Dispute (Col. 47 * 20%)	71 Provision for Unauthorized Reinsurance		73 Provision for Overdue Authorized and Reciprocal Jurisdiction Reinsurance		75 Total Provision for Reinsurance			
			72 Provision for Reinsurance with Unauthorized Reinsurers Due to Collateral Deficiency (Col. 26)	72 Provision for Overdue Reinsurance from Unauthorized Reinsurers and Amounts in Dispute (Col. 70 + 20% of the Amount in Col. 16)	74 Complete if Col. 52 = "Yes"; Otherwise Enter 0 20% of Recoverable on Paid Losses & LAE Over 90 Days Past Due Amounts Not in Dispute + 20% of Amounts in Dispute ([Col. 47 * 20%] + [Col. 45 * 20%])	74 Complete if Col. 52 = "No"; Otherwise Enter 0 Greater of 20% of Net Recoverable Net of Funds Held & Collateral, or 20% of Recoverable on Paid Losses & LAE Over 90 Days Past Due (Greater of Col. 26 * 20% or Cols. [40 + 41] * 20%)	75 Provision for Amounts Ceded to Authorized and Reciprocal Jurisdiction Reinsurers (Cols. 73 + 74)	76 Provision for Amounts Ceded to Unauthorized Reinsurers (Cols. 71 + 72 Not in Excess of Col. 15)	77 Provision for Amounts Ceded to Certified Reinsurers (Cols. 64 + 69)	78 Total Provision for Reinsurance (Cols. 75 + 76 + 77)
0499999. Total Authorized - Affiliates - U.S. Non-Pool		0	XXX	XXX	0	0	0	XXX	XXX	0
0799999. Total Authorized - Affiliates - Other (Non-U.S.)		0	XXX	XXX	0	0	0	XXX	XXX	0
0899999. Total Authorized - Affiliates		0	XXX	XXX	0	0	0	XXX	XXX	0
22-2311816 ... QBE Reinsurance Corporation		0	XXX	XXX	0	0	0	XXX	XXX	0
94-1590201 ... Yosemite Insurance Company		0	XXX	XXX	0	0	0	XXX	XXX	0
0999999. Total Authorized - Other U.S. Unaffiliated Insurers		0	XXX	XXX	0	0	0	XXX	XXX	0
1499999. Total Authorized Excluding Protected Cells (Sum of 0899999, 0999999, 1099999, 1199999 and 1299999)		0	XXX	XXX	0	0	0	XXX	XXX	0
1899999. Total Unauthorized - Affiliates - U.S. Non-Pool		0	0	0	XXX	XXX	XXX	0	XXX	0
2199999. Total Unauthorized - Affiliates - Other (Non-U.S.)		0	0	0	XXX	XXX	XXX	0	XXX	0
2299999. Total Unauthorized - Affiliates		0	0	0	XXX	XXX	XXX	0	XXX	0
2899999. Total Unauthorized Excluding Protected Cells (Sum of 2299999, 2399999, 2499999, 2599999 and 2699999)		0	0	0	XXX	XXX	XXX	0	XXX	0
3299999. Total Certified - Affiliates - U.S. Non-Pool		XXX	XXX	XXX	XXX	XXX	XXX	XXX	0	0
3599999. Total Certified - Affiliates - Other (Non-U.S.)		XXX	XXX	XXX	XXX	XXX	XXX	XXX	0	0
3699999. Total Certified - Affiliates		XXX	XXX	XXX	XXX	XXX	XXX	XXX	0	0
4299999. Total Certified Excluding Protected Cells (Sum of 3699999, 3799999, 3899999, 3999999 and 4099999)		XXX	XXX	XXX	XXX	XXX	XXX	XXX	0	0
4699999. Total Reciprocal Jurisdiction - Affiliates - U.S. Non-Pool		0	XXX	XXX	0	0	0	XXX	XXX	0
4999999. Total Reciprocal Jurisdiction - Affiliates - Other (Non-U.S.)		0	XXX	XXX	0	0	0	XXX	XXX	0
5099999. Total Reciprocal Jurisdiction - Affiliates		0	XXX	XXX	0	0	0	XXX	XXX	0
5699999. Total Reciprocal Jurisdiction Excluding Protected Cells (Sum of 5099999, 5199999, 5299999, 5399999 and 5499999)		0	XXX	XXX	0	0	0	XXX	XXX	0
5799999. Total Authorized, Unauthorized, Reciprocal Jurisdiction and Certified Excluding Protected Cells (Sum of 1499999, 2899999, 4299999 and 5699999)		0	0	0	0	0	0	0	0	0
5899999. Total Protected Cells (Sum of 1399999, 2799999, 4199999 and 5599999)		0	0	0	0	0	0	0	0	0
9999999 Totals		0	0	0	0	0	0	0	0	0

ANNUAL STATEMENT FOR THE YEAR 2023 OF THE PROVIDENCE WASHINGTON INSURANCE COMPANY

SCHEDULE F - PART 4

Issuing or Confirming Banks for Letters of Credit from Schedule F, Part 3 (\$000 Omitted)

1 Issuing or Confirming Bank Reference Number Used in Col. 23 of Sch F Part 3	2 Letters of Credit Code	3 American Bankers Association (ABA) Routing Number	4 Issuing or Confirming Bank Name	5 Letters of Credit Amount
NONE				
Total				

ANNUAL STATEMENT FOR THE YEAR 2023 OF THE PROVIDENCE WASHINGTON INSURANCE COMPANY

SCHEDULE F - PART 5

Interrogatories for Schedule F, Part 3 (000 Omitted)

A. Report the five largest provisional commission rates included in the cedant's reinsurance treaties. The commission rate to be reported is by contract with ceded premium in excess of \$50,000:

	1 <u>Name of Reinsurer</u>	2 <u>Commission Rate</u>	3 <u>Ceded Premium</u>
1.
2.
3.
4.
5.

B. Report the five largest reinsurance recoverables reported in Schedule F, Part 3, Column 15, due from any one reinsurer (based on the total recoverables, Schedule F, Part 3, Line 9999999, Column 15), the amount of ceded premium, and indicate whether the recoverables are due from an affiliated insurer.

	1 <u>Name of Reinsurer</u>	2 <u>Total Recoverables</u>	3 <u>Ceded Premiums</u>	4 <u>Affiliated</u>
6.	QBE INSURANCE CORPORATION	38,013	Yes [] No [X]
7.	YOSEMITE INSURANCE COMPANY	5,029	Yes [] No [X]
8.	Yes [] No []
9.	Yes [] No []
10.	Yes [] No []

NOTE: Disclosure of the five largest provisional commission rates should exclude mandatory pools and joint underwriting associations.

ANNUAL STATEMENT FOR THE YEAR 2023 OF THE PROVIDENCE WASHINGTON INSURANCE COMPANY

SCHEDULE F - PART 6

Restatement of Balance Sheet to Identify Net Credit for Reinsurance

	1 As Reported (Net of Ceded)	2 Restatement Adjustments	3 Restated (Gross of Ceded)
ASSETS (Page 2, Col. 3)			
1. Cash and invested assets (Line 12)	13,154,092		13,154,092
2. Premiums and considerations (Line 15)	0		0
3. Reinsurance recoverable on loss and loss adjustment expense payments (Line 16.1)	0		0
4. Funds held by or deposited with reinsured companies (Line 16.2)	0		0
5. Other assets	61,080		61,080
6. Net amount recoverable from reinsurers		43,042,211	43,042,211
7. Protected cell assets (Line 27)	0		0
8. Totals (Line 28)	13,215,172	43,042,211	56,257,383
LIABILITIES (Page 3)			
9. Losses and loss adjustment expenses (Lines 1 through 3)	0	43,042,211	43,042,211
10. Taxes, expenses, and other obligations (Lines 4 through 8)	103,159		103,159
11. Unearned premiums (Line 9)			0
12. Advance premiums (Line 10)			0
13. Dividends declared and unpaid (Line 11.1 and 11.2)	0		0
14. Ceded reinsurance premiums payable (net of ceding commissions (Line 12)	0		0
15. Funds held by company under reinsurance treaties (Line 13)	0		0
16. Amounts withheld or retained by company for account of others (Line 14)			0
17. Provision for reinsurance (Line 16)	0		0
18. Other liabilities	158,048		158,048
19. Total liabilities excluding protected cell business (Line 26)	261,207	43,042,211	43,303,418
20. Protected cell liabilities (Line 27)			0
21. Surplus as regards policyholders (Line 37)	12,953,965	XXX	12,953,965
22. Totals (Line 38)	13,215,172	43,042,211	56,257,383

NOTE: Is the restatement of this exhibit the result of grossing up balances ceded to affiliates under 100 percent reinsurance or pooling arrangements? Yes [] No [X]

If yes, give full explanation:

Schedule H - Part 1 - Analysis of Underwriting Operations

NONE

Schedule H - Part 2 - Reserves and Liabilities

NONE

Schedule H - Part 3 - Test of Prior Year's Claim Reserves and Liabilities

NONE

Schedule H - Part 4 - Reinsurance

NONE

Schedule H - Part 5 - Health Claims

NONE

ANNUAL STATEMENT FOR THE YEAR 2023 OF THE PROVIDENCE WASHINGTON INSURANCE COMPANY
SCHEDULE P - PART 1A - HOMEOWNERS/FAROWNERS

(\$000 OMITTED)

Years in Which Premiums Were Earned and Losses Were Incurred	Premiums Earned			Loss and Loss Expense Payments						10 Salvage and Subrogation Received	11 Total Net Paid Cols (4 - 5 + 6 - 7 + 8 - 9)	12 Number of Claims Reported Direct and Assumed
	1 Direct and Assumed	2 Ceded	3 Net (1 - 2)	Loss Payments		Defense and Cost Containment Payments		Adjusting and Other Payments				
				4 Direct and Assumed	5 Ceded	6 Direct and Assumed	7 Ceded	8 Direct and Assumed	9 Ceded			
1. Prior.....	XXX	XXX	XXX	0	0	0	0	0	0	0	0	XXX
2. 2014.....	0	0	0	0	0	0	0	0	0	0	0	0
3. 2015.....	0	0	0	0	0	0	0	0	0	0	0	0
4. 2016.....	0	0	0	0	0	0	0	0	0	0	0	0
5. 2017.....	0	0	0	0	0	0	0	0	0	0	0	0
6. 2018.....	0	6	(6)	0	0	0	0	0	0	0	0	0
7. 2019.....	0	0	0	0	0	0	0	0	0	0	0	0
8. 2020.....	0	0	0	0	0	0	0	0	0	0	0	0
9. 2021.....	0	0	0	0	0	0	0	0	0	0	0	0
10. 2022.....	0	0	0	0	0	0	0	0	0	0	0	0
11. 2023.....	0	0	0	0	0	0	0	0	0	0	0	0
12. Totals	XXX	XXX	XXX	0	0	0	0	0	0	0	0	XXX

	Losses Unpaid				Defense and Cost Containment Unpaid				Adjusting and Other Unpaid		23 Salvage and Subrogation Anticipated	24 Total Net Losses and Expenses Unpaid	25 Number of Claims Outstanding Direct and Assumed
	Case Basis		Bulk + IBNR		Case Basis		Bulk + IBNR		21 Direct and Assumed	22 Ceded			
	13 Direct and Assumed	14 Ceded	15 Direct and Assumed	16 Ceded	17 Direct and Assumed	18 Ceded	19 Direct and Assumed	20 Ceded					
1. Prior.....	0	0	0	0	0	0	0	0	0	0	0	0	0
2. 2014.....	0	0	0	0	0	0	0	0	0	0	0	0	0
3. 2015.....	0	0	0	0	0	0	0	0	0	0	0	0	0
4. 2016.....	0	0	0	0	0	0	0	0	0	0	0	0	0
5. 2017.....	0	0	0	0	0	0	0	0	0	0	0	0	0
6. 2018.....	0	0	0	0	0	0	0	0	0	0	0	0	0
7. 2019.....	0	0	0	0	0	0	0	0	0	0	0	0	0
8. 2020.....	0	0	0	0	0	0	0	0	0	0	0	0	0
9. 2021.....	0	0	0	0	0	0	0	0	0	0	0	0	0
10. 2022.....	0	0	0	0	0	0	0	0	0	0	0	0	0
11. 2023.....	0	0	0	0	0	0	0	0	0	0	0	0	0
12. Totals	0	0	0	0	0	0	0	0	0	0	0	0	0

	Total Losses and Loss Expenses Incurred			Loss and Loss Expense Percentage (Incurred / Premiums Earned)			Nontabular Discount		34 Inter-Company Pooling Participation Percentage	Net Balance Sheet Reserves After Discount	
	26 Direct and Assumed	27 Ceded	28 Net	29 Direct and Assumed	30 Ceded	31 Net	32 Loss	33 Loss Expense		35 Losses Unpaid	36 Loss Expenses Unpaid
1. Prior.....	XXX	XXX	XXX	XXX	XXX	XXX	0	0	XXX	0	0
2. 2014.....	0	0	0	0.0	0.0	0.0	0	0	0.0	0	0
3. 2015.....	0	0	0	0.0	0.0	0.0	0	0	0.0	0	0
4. 2016.....	0	0	0	0.0	0.0	0.0	0	0	0.0	0	0
5. 2017.....	0	0	0	0.0	0.0	0.0	0	0	0.0	0	0
6. 2018.....	0	0	0	0.0	0.0	0.0	0	0	0.0	0	0
7. 2019.....	0	0	0	0.0	0.0	0.0	0	0	0.0	0	0
8. 2020.....	0	0	0	0.0	0.0	0.0	0	0	0.0	0	0
9. 2021.....	0	0	0	0.0	0.0	0.0	0	0	0.0	0	0
10. 2022.....	0	0	0	0.0	0.0	0.0	0	0	0.0	0	0
11. 2023.....	0	0	0	0.0	0.0	0.0	0	0	0.0	0	0
12. Totals	XXX	XXX	XXX	XXX	XXX	XXX	0	0	XXX	0	0

ANNUAL STATEMENT FOR THE YEAR 2023 OF THE PROVIDENCE WASHINGTON INSURANCE COMPANY
SCHEDULE P - PART 1B - PRIVATE PASSENGER AUTO LIABILITY/MEDICAL
(\$000 OMITTED)

Years in Which Premiums Were Earned and Losses Were Incurred	Premiums Earned			Loss and Loss Expense Payments						10 Salvage and Subrogation Received	11 Total Net Paid Cols (4 - 5 + 6 - 7 + 8 - 9)	12 Number of Claims Reported Direct and Assumed
	1 Direct and Assumed	2 Ceded	3 Net (1 - 2)	Loss Payments		Defense and Cost Containment Payments		Adjusting and Other Payments				
				4 Direct and Assumed	5 Ceded	6 Direct and Assumed	7 Ceded	8 Direct and Assumed	9 Ceded			
1. Prior.....	XXX	XXX	XXX	6	6	0	0	0	0	0	0	XXX
2. 2014.....	0	0	0	0	0	0	0	0	0	0	0	0
3. 2015.....	0	0	0	0	0	0	0	0	0	0	0	0
4. 2016.....	0	0	0	0	0	0	0	0	0	0	0	0
5. 2017.....	0	0	0	0	0	0	0	0	0	0	0	0
6. 2018.....	0	0	0	0	0	0	0	0	0	0	0	0
7. 2019.....	0	0	0	0	0	0	0	0	0	0	0	0
8. 2020.....	0	0	0	0	0	0	0	0	0	0	0	0
9. 2021.....	0	0	0	0	0	0	0	0	0	0	0	0
10. 2022.....	0	0	0	0	0	0	0	0	0	0	0	0
11. 2023.....	0	0	0	0	0	0	0	0	0	0	0	0
12. Totals	XXX	XXX	XXX	6	6	0	0	0	0	0	0	XXX

	Losses Unpaid				Defense and Cost Containment Unpaid				Adjusting and Other Unpaid		23 Salvage and Subrogation Anticipated	24 Total Net Losses and Expenses Unpaid	25 Number of Claims Outstanding Direct and Assumed
	Case Basis		Bulk + IBNR		Case Basis		Bulk + IBNR		21 Direct and Assumed	22 Ceded			
	13 Direct and Assumed	14 Ceded	15 Direct and Assumed	16 Ceded	17 Direct and Assumed	18 Ceded	19 Direct and Assumed	20 Ceded					
1. Prior.....	5	5	0	0	0	0	0	0	4	4	0	0	0
2. 2014.....	0	0	0	0	0	0	0	0	0	0	0	0	0
3. 2015.....	0	0	0	0	0	0	0	0	0	0	0	0	0
4. 2016.....	0	0	0	0	0	0	0	0	0	0	0	0	0
5. 2017.....	0	0	0	0	0	0	0	0	0	0	0	0	0
6. 2018.....	0	0	0	0	0	0	0	0	0	0	0	0	0
7. 2019.....	0	0	0	0	0	0	0	0	0	0	0	0	0
8. 2020.....	0	0	0	0	0	0	0	0	0	0	0	0	0
9. 2021.....	0	0	0	0	0	0	0	0	0	0	0	0	0
10. 2022.....	0	0	0	0	0	0	0	0	0	0	0	0	0
11. 2023.....	0	0	0	0	0	0	0	0	0	0	0	0	0
12. Totals	5	5	0	0	0	0	0	0	4	4	0	0	0

	Total Losses and Loss Expenses Incurred			Loss and Loss Expense Percentage (Incurred / Premiums Earned)			Nontabular Discount		34 Inter-Company Pooling Participation Percentage	Net Balance Sheet Reserves After Discount	
	26 Direct and Assumed	27 Ceded	28 Net	29 Direct and Assumed	30 Ceded	31 Net	32 Loss	33 Loss Expense		35 Losses Unpaid	36 Loss Expenses Unpaid
1. Prior.....	XXX	XXX	XXX	XXX	XXX	XXX	0	0	XXX	0	0
2. 2014.....	0	0	0	0.0	0.0	0.0	0	0	0.0	0	0
3. 2015.....	0	0	0	0.0	0.0	0.0	0	0	0.0	0	0
4. 2016.....	0	0	0	0.0	0.0	0.0	0	0	0.0	0	0
5. 2017.....	0	0	0	0.0	0.0	0.0	0	0	0.0	0	0
6. 2018.....	0	0	0	0.0	0.0	0.0	0	0	0.0	0	0
7. 2019.....	0	0	0	0.0	0.0	0.0	0	0	0.0	0	0
8. 2020.....	0	0	0	0.0	0.0	0.0	0	0	0.0	0	0
9. 2021.....	0	0	0	0.0	0.0	0.0	0	0	0.0	0	0
10. 2022.....	0	0	0	0.0	0.0	0.0	0	0	0.0	0	0
11. 2023.....	0	0	0	0.0	0.0	0.0	0	0	0.0	0	0
12. Totals	XXX	XXX	XXX	XXX	XXX	XXX	0	0	XXX	0	0

ANNUAL STATEMENT FOR THE YEAR 2023 OF THE PROVIDENCE WASHINGTON INSURANCE COMPANY
SCHEDULE P - PART 1C - COMMERCIAL AUTO/TRUCK LIABILITY/MEDICAL
(\$000 OMITTED)

Years in Which Premiums Were Earned and Losses Were Incurred	Premiums Earned			Loss and Loss Expense Payments						10 Salvage and Subrogation Received	11 Total Net Paid Cols (4 - 5 + 6 - 7 + 8 - 9)	12 Number of Claims Reported Direct and Assumed
	1 Direct and Assumed	2 Ceded	3 Net (1 - 2)	Loss Payments		Defense and Cost Containment Payments		Adjusting and Other Payments				
				4 Direct and Assumed	5 Ceded	6 Direct and Assumed	7 Ceded	8 Direct and Assumed	9 Ceded			
1. Prior.....	XXX	XXX	XXX	0	0	0	0	0	0	0	0	XXX
2. 2014.....	0	(17)	17	0	0	0	0	0	0	0	0	0
3. 2015.....	0	0	0	0	0	0	0	0	0	0	0	0
4. 2016.....	28	0	28	0	0	0	0	0	0	0	0	0
5. 2017.....	0	0	0	0	0	0	0	0	0	0	0	0
6. 2018.....	0	1	(1)	0	0	0	0	0	0	0	0	0
7. 2019.....	0	0	0	0	0	0	0	0	0	0	0	0
8. 2020.....	0	0	0	0	0	0	0	0	0	0	0	0
9. 2021.....	0	0	0	0	0	0	0	0	0	0	0	0
10. 2022.....	0	0	0	0	0	0	0	0	0	0	0	0
11. 2023.....	0	0	0	0	0	0	0	0	0	0	0	0
12. Totals	XXX	XXX	XXX	0	0	0	0	0	0	0	0	XXX

	Losses Unpaid				Defense and Cost Containment Unpaid				Adjusting and Other Unpaid		23 Salvage and Subrogation Anticipated	24 Total Net Losses and Expenses Unpaid	25 Number of Claims Outstanding Direct and Assumed
	Case Basis		Bulk + IBNR		Case Basis		Bulk + IBNR		21 Direct and Assumed	22 Ceded			
	13 Direct and Assumed	14 Ceded	15 Direct and Assumed	16 Ceded	17 Direct and Assumed	18 Ceded	19 Direct and Assumed	20 Ceded					
1. Prior.....	0	0	0	0	0	0	0	0	0	0	0	0	0
2. 2014.....	0	0	0	0	0	0	0	0	0	0	0	0	0
3. 2015.....	0	0	0	0	0	0	0	0	0	0	0	0	0
4. 2016.....	0	0	0	0	0	0	0	0	0	0	0	0	0
5. 2017.....	0	0	0	0	0	0	0	0	0	0	0	0	0
6. 2018.....	0	0	0	0	0	0	0	0	0	0	0	0	0
7. 2019.....	0	0	0	0	0	0	0	0	0	0	0	0	0
8. 2020.....	0	0	0	0	0	0	0	0	0	0	0	0	0
9. 2021.....	0	0	0	0	0	0	0	0	0	0	0	0	0
10. 2022.....	0	0	0	0	0	0	0	0	0	0	0	0	0
11. 2023.....	0	0	0	0	0	0	0	0	0	0	0	0	0
12. Totals	0	0	0	0	0	0	0	0	0	0	0	0	0

	Total Losses and Loss Expenses Incurred			Loss and Loss Expense Percentage (Incurred / Premiums Earned)			Nontabular Discount		34 Inter-Company Pooling Participation Percentage	Net Balance Sheet Reserves After Discount	
	26 Direct and Assumed	27 Ceded	28 Net	29 Direct and Assumed	30 Ceded	31 Net	32 Loss	33 Loss Expense		35 Losses Unpaid	36 Loss Expenses Unpaid
1. Prior.....	XXX	XXX	XXX	XXX	XXX	XXX	0	0	XXX	0	0
2. 2014.....	0	0	0	0.0	0.0	0.0	0	0	0.0	0	0
3. 2015.....	0	0	0	0.0	0.0	0.0	0	0	0.0	0	0
4. 2016.....	0	0	0	0.0	0.0	0.0	0	0	0.0	0	0
5. 2017.....	0	0	0	0.0	0.0	0.0	0	0	0.0	0	0
6. 2018.....	0	0	0	0.0	0.0	0.0	0	0	0.0	0	0
7. 2019.....	0	0	0	0.0	0.0	0.0	0	0	0.0	0	0
8. 2020.....	0	0	0	0.0	0.0	0.0	0	0	0.0	0	0
9. 2021.....	0	0	0	0.0	0.0	0.0	0	0	0.0	0	0
10. 2022.....	0	0	0	0.0	0.0	0.0	0	0	0.0	0	0
11. 2023.....	0	0	0	0.0	0.0	0.0	0	0	0.0	0	0
12. Totals	XXX	XXX	XXX	XXX	XXX	XXX	0	0	XXX	0	0

ANNUAL STATEMENT FOR THE YEAR 2023 OF THE PROVIDENCE WASHINGTON INSURANCE COMPANY

SCHEDULE P - PART 1D - WORKERS' COMPENSATION
(EXCLUDING EXCESS WORKERS' COMPENSATION)

(\$000 OMITTED)

Years in Which Premiums Were Earned and Losses Were Incurred	Premiums Earned			Loss and Loss Expense Payments						12 Number of Claims Reported Direct and Assumed		
	1 Direct and Assumed	2 Ceded	3 Net (1 - 2)	Loss Payments		Defense and Cost Containment Payments		Adjusting and Other Payments			10 Salvage and Subrogation Received	11 Total Net Paid Cols (4 - 5 + 6 - 7 + 8 - 9)
				4 Direct and Assumed	5 Ceded	6 Direct and Assumed	7 Ceded	8 Direct and Assumed	9 Ceded			
1. Prior.....	XXX	XXX	XXX	(44)	(44)	50	50	0	0	0	0	XXX
2. 2014.....	0	(44)	44	0	0	0	0	0	0	0	0	0
3. 2015.....	0	(56)	56	0	0	0	0	0	0	0	0	0
4. 2016.....	0	18,445	(18,445)	0	0	0	0	0	0	0	0	0
5. 2017.....	0	0	0	0	0	0	0	0	0	0	0	0
6. 2018.....	0	3,057	(3,057)	0	0	0	0	0	0	0	0	0
7. 2019.....	0	0	0	0	0	0	0	0	0	0	0	0
8. 2020.....	0	0	0	0	0	0	0	0	0	0	0	0
9. 2021.....	0	0	0	0	0	0	0	0	0	0	0	0
10. 2022.....	0	0	0	0	0	0	0	0	0	0	0	0
11. 2023.....	0	0	0	0	0	0	0	0	0	0	0	0
12. Totals	XXX	XXX	XXX	(44)	(44)	50	50	0	0	0	0	XXX

	Losses Unpaid				Defense and Cost Containment Unpaid				Adjusting and Other Unpaid		23 Salvage and Subrogation Anticipated	24 Total Net Losses and Expenses Unpaid	25 Number of Claims Outstanding Direct and Assumed
	Case Basis		Bulk + IBNR		Case Basis		Bulk + IBNR		21 Direct and Assumed	22 Ceded			
	13 Direct and Assumed	14 Ceded	15 Direct and Assumed	16 Ceded	17 Direct and Assumed	18 Ceded	19 Direct and Assumed	20 Ceded					
1. Prior.....	3,081	3,081	598	598	39	39	288	288	167	167	0	0	0
2. 2014.....	0	0	0	0	0	0	0	0	0	0	0	0	0
3. 2015.....	0	0	0	0	0	0	0	0	0	0	0	0	0
4. 2016.....	0	0	0	0	0	0	0	0	0	0	0	0	0
5. 2017.....	0	0	0	0	0	0	0	0	0	0	0	0	0
6. 2018.....	0	0	0	0	0	0	0	0	0	0	0	0	0
7. 2019.....	0	0	0	0	0	0	0	0	0	0	0	0	0
8. 2020.....	0	0	0	0	0	0	0	0	0	0	0	0	0
9. 2021.....	0	0	0	0	0	0	0	0	0	0	0	0	0
10. 2022.....	0	0	0	0	0	0	0	0	0	0	0	0	0
11. 2023.....	0	0	0	0	0	0	0	0	0	0	0	0	0
12. Totals	3,081	3,081	598	598	39	39	288	288	167	167	0	0	0

	Total Losses and Loss Expenses Incurred			Loss and Loss Expense Percentage (Incurred / Premiums Earned)			Nontabular Discount		34 Inter-Company Pooling Participation Percentage	Net Balance Sheet Reserves After Discount	
	26 Direct and Assumed	27 Ceded	28 Net	29 Direct and Assumed	30 Ceded	31 Net	32 Loss	33 Loss Expense		35 Losses Unpaid	36 Loss Expenses Unpaid
1. Prior.....	XXX	XXX	XXX	XXX	XXX	XXX	0	0	XXX	0	0
2. 2014.....	0	0	0	0.0	0.0	0.0	0	0	0.0	0	0
3. 2015.....	0	0	0	0.0	0.0	0.0	0	0	0.0	0	0
4. 2016.....	0	0	0	0.0	0.0	0.0	0	0	0.0	0	0
5. 2017.....	0	0	0	0.0	0.0	0.0	0	0	0.0	0	0
6. 2018.....	0	0	0	0.0	0.0	0.0	0	0	0.0	0	0
7. 2019.....	0	0	0	0.0	0.0	0.0	0	0	0.0	0	0
8. 2020.....	0	0	0	0.0	0.0	0.0	0	0	0.0	0	0
9. 2021.....	0	0	0	0.0	0.0	0.0	0	0	0.0	0	0
10. 2022.....	0	0	0	0.0	0.0	0.0	0	0	0.0	0	0
11. 2023.....	0	0	0	0.0	0.0	0.0	0	0	0.0	0	0
12. Totals	XXX	XXX	XXX	XXX	XXX	XXX	0	0	XXX	0	0

ANNUAL STATEMENT FOR THE YEAR 2023 OF THE PROVIDENCE WASHINGTON INSURANCE COMPANY
SCHEDULE P - PART 1E - COMMERCIAL MULTIPLE PERIL
(\$000 OMITTED)

Years in Which Premiums Were Earned and Losses Were Incurred	Premiums Earned			Loss and Loss Expense Payments						10 Salvage and Subrogation Received	11 Total Net Paid Cols (4 - 5 + 6 - 7 + 8 - 9)	12 Number of Claims Reported Direct and Assumed
	1 Direct and Assumed	2 Ceded	3 Net (1 - 2)	Loss Payments		Defense and Cost Containment Payments		Adjusting and Other Payments				
				4 Direct and Assumed	5 Ceded	6 Direct and Assumed	7 Ceded	8 Direct and Assumed	9 Ceded			
1. Prior.....	XXX	XXX	XXX	307	307	157	157	0	0	0	0	XXX
2. 2014.....	0	(50)	50	0	0	0	0	0	0	0	0	0
3. 2015.....	0	(113)	113	0	0	0	0	0	0	0	0	0
4. 2016.....	0	0	0	0	0	0	0	0	0	0	0	0
5. 2017.....	0	0	0	0	0	0	0	0	0	0	0	0
6. 2018.....	0	2,154	(2,154)	0	0	0	0	0	0	0	0	0
7. 2019.....	0	0	0	0	0	0	0	0	0	0	0	0
8. 2020.....	0	0	0	0	0	0	0	0	0	0	0	0
9. 2021.....	0	0	0	0	0	0	0	0	0	0	0	0
10. 2022.....	0	0	0	0	0	0	0	0	0	0	0	0
11. 2023.....	0	0	0	0	0	0	0	0	0	0	0	0
12. Totals	XXX	XXX	XXX	307	307	157	157	0	0	0	0	XXX

	Losses Unpaid				Defense and Cost Containment Unpaid				Adjusting and Other Unpaid		23 Salvage and Subrogation Anticipated	24 Total Net Losses and Expenses Unpaid	25 Number of Claims Outstanding Direct and Assumed
	Case Basis		Bulk + IBNR		Case Basis		Bulk + IBNR		21 Direct and Assumed	22 Ceded			
	13 Direct and Assumed	14 Ceded	15 Direct and Assumed	16 Ceded	17 Direct and Assumed	18 Ceded	19 Direct and Assumed	20 Ceded					
1. Prior.....	3,331	3,331	(13)	(13)	0	0	538	538	0	0	0	0	0
2. 2014.....	0	0	0	0	0	0	0	0	0	0	0	0	0
3. 2015.....	0	0	0	0	0	0	0	0	0	0	0	0	0
4. 2016.....	0	0	0	0	0	0	0	0	0	0	0	0	0
5. 2017.....	0	0	0	0	0	0	0	0	0	0	0	0	0
6. 2018.....	0	0	0	0	0	0	0	0	0	0	0	0	0
7. 2019.....	0	0	0	0	0	0	0	0	0	0	0	0	0
8. 2020.....	0	0	0	0	0	0	0	0	0	0	0	0	0
9. 2021.....	0	0	0	0	0	0	0	0	0	0	0	0	0
10. 2022.....	0	0	0	0	0	0	0	0	0	0	0	0	0
11. 2023.....	0	0	0	0	0	0	0	0	0	0	0	0	0
12. Totals	3,331	3,331	(13)	(13)	0	0	538	538	0	0	0	0	0

	Total Losses and Loss Expenses Incurred			Loss and Loss Expense Percentage (Incurred / Premiums Earned)			Nontabular Discount		34 Inter-Company Pooling Participation Percentage	Net Balance Sheet Reserves After Discount	
	26 Direct and Assumed	27 Ceded	28 Net	29 Direct and Assumed	30 Ceded	31 Net	32 Loss	33 Loss Expense		35 Losses Unpaid	36 Loss Expenses Unpaid
1. Prior.....	XXX	XXX	XXX	XXX	XXX	XXX	0	0	XXX	0	0
2. 2014.....	0	0	0	0.0	0.0	0.0	0	0	0.0	0	0
3. 2015.....	0	0	0	0.0	0.0	0.0	0	0	0.0	0	0
4. 2016.....	0	0	0	0.0	0.0	0.0	0	0	0.0	0	0
5. 2017.....	0	0	0	0.0	0.0	0.0	0	0	0.0	0	0
6. 2018.....	0	0	0	0.0	0.0	0.0	0	0	0.0	0	0
7. 2019.....	0	0	0	0.0	0.0	0.0	0	0	0.0	0	0
8. 2020.....	0	0	0	0.0	0.0	0.0	0	0	0.0	0	0
9. 2021.....	0	0	0	0.0	0.0	0.0	0	0	0.0	0	0
10. 2022.....	0	0	0	0.0	0.0	0.0	0	0	0.0	0	0
11. 2023.....	0	0	0	0.0	0.0	0.0	0	0	0.0	0	0
12. Totals	XXX	XXX	XXX	XXX	XXX	XXX	0	0	XXX	0	0

Schedule P - Part 1F - Section 1 - Medical Professional Liability - Occurrence

N O N E

Schedule P - Part 1F - Section 2 - Medical Professional Liability - Claims-Made

N O N E

Schedule P - Part 1G - Special Liability (Ocean Marine, Aircraft (all perils), Boiler and Machinery)

N O N E

ANNUAL STATEMENT FOR THE YEAR 2023 OF THE PROVIDENCE WASHINGTON INSURANCE COMPANY
SCHEDULE P - PART 1H - SECTION 1 - OTHER LIABILITY - OCCURRENCE
(\$000 OMITTED)

Years in Which Premiums Were Earned and Losses Were Incurred	Premiums Earned			Loss and Loss Expense Payments						10 Salvage and Subrogation Received	11 Total Net Paid Cols (4 - 5 + 6 - 7 + 8 - 9)	12 Number of Claims Reported Direct and Assumed
	1 Direct and Assumed	2 Ceded	3 Net (1 - 2)	Loss Payments		Defense and Cost Containment Payments		Adjusting and Other Payments				
				4 Direct and Assumed	5 Ceded	6 Direct and Assumed	7 Ceded	8 Direct and Assumed	9 Ceded			
1. Prior.....	XXX	XXX	XXX	2,101	2,101	1,444	1,444	0	0	0	0	XXX
2. 2014.....	0	0	0	0	0	0	0	0	0	0	0	0
3. 2015.....	0	(100)	100	0	0	0	0	0	0	0	0	0
4. 2016.....	0	0	0	0	0	0	0	0	0	0	0	0
5. 2017.....	0	0	0	0	0	0	0	0	0	0	0	0
6. 2018.....	0	13,467	(13,467)	0	0	0	0	0	0	0	0	0
7. 2019.....	0	0	0	0	0	0	0	0	0	0	0	0
8. 2020.....	0	0	0	0	0	0	0	0	0	0	0	0
9. 2021.....	0	0	0	0	0	0	0	0	0	0	0	0
10. 2022.....	0	0	0	0	0	0	0	0	0	0	0	0
11. 2023.....	0	0	0	0	0	0	0	0	0	0	0	0
12. Totals	XXX	XXX	XXX	2,101	2,101	1,444	1,444	0	0	0	0	XXX

	Losses Unpaid				Defense and Cost Containment Unpaid				Adjusting and Other Unpaid		23 Salvage and Subrogation Anticipated	24 Total Net Losses and Expenses Unpaid	25 Number of Claims Outstanding Direct and Assumed
	Case Basis		Bulk + IBNR		Case Basis		Bulk + IBNR		21 Direct and Assumed	22 Ceded			
	13 Direct and Assumed	14 Ceded	15 Direct and Assumed	16 Ceded	17 Direct and Assumed	18 Ceded	19 Direct and Assumed	20 Ceded					
1. Prior.....	1,668	1,668	26,976	26,976	420	420	3,407	3,407	186	186	0	0	0
2. 2014.....	0	0	0	0	0	0	0	0	0	0	0	0	0
3. 2015.....	0	0	0	0	0	0	0	0	0	0	0	0	0
4. 2016.....	0	0	0	0	0	0	0	0	0	0	0	0	0
5. 2017.....	0	0	0	0	0	0	0	0	0	0	0	0	0
6. 2018.....	0	0	0	0	0	0	0	0	0	0	0	0	0
7. 2019.....	0	0	0	0	0	0	0	0	0	0	0	0	0
8. 2020.....	0	0	0	0	0	0	0	0	0	0	0	0	0
9. 2021.....	0	0	0	0	0	0	0	0	0	0	0	0	0
10. 2022.....	0	0	0	0	0	0	0	0	0	0	0	0	0
11. 2023.....	0	0	0	0	0	0	0	0	0	0	0	0	0
12. Totals	1,668	1,668	26,976	26,976	420	420	3,407	3,407	186	186	0	0	0

	Total Losses and Loss Expenses Incurred			Loss and Loss Expense Percentage (Incurred / Premiums Earned)			Nontabular Discount		34 Inter-Company Pooling Participation Percentage	Net Balance Sheet Reserves After Discount	
	26 Direct and Assumed	27 Ceded	28 Net	29 Direct and Assumed	30 Ceded	31 Net	32 Loss	33 Loss Expense		35 Losses Unpaid	36 Loss Expenses Unpaid
1. Prior.....	XXX	XXX	XXX	XXX	XXX	XXX	0	0	XXX	0	0
2. 2014.....	0	0	0	0.0	0.0	0.0	0	0	0.0	0	0
3. 2015.....	0	0	0	0.0	0.0	0.0	0	0	0.0	0	0
4. 2016.....	0	0	0	0.0	0.0	0.0	0	0	0.0	0	0
5. 2017.....	0	0	0	0.0	0.0	0.0	0	0	0.0	0	0
6. 2018.....	0	0	0	0.0	0.0	0.0	0	0	0.0	0	0
7. 2019.....	0	0	0	0.0	0.0	0.0	0	0	0.0	0	0
8. 2020.....	0	0	0	0.0	0.0	0.0	0	0	0.0	0	0
9. 2021.....	0	0	0	0.0	0.0	0.0	0	0	0.0	0	0
10. 2022.....	0	0	0	0.0	0.0	0.0	0	0	0.0	0	0
11. 2023.....	0	0	0	0.0	0.0	0.0	0	0	0.0	0	0
12. Totals	XXX	XXX	XXX	XXX	XXX	XXX	0	0	XXX	0	0

Schedule P - Part 1H - Section 2 - Other Liability - Claims-Made

NONE

Schedule P - Part 1I - Special Property (Fire, Allied Lines...)

NONE

Schedule P - Part 1J - Auto Physical Damage

NONE

Schedule P - Part 1K - Fidelity/Surety

NONE

Schedule P - Part 1L - Other (Including Credit, Accident and Health)

NONE

Schedule P - Part 1M - International

NONE

Schedule P - Part 1N - Reinsurance - Nonproportional Assumed Property

NONE

ANNUAL STATEMENT FOR THE YEAR 2023 OF THE PROVIDENCE WASHINGTON INSURANCE COMPANY
SCHEDULE P - PART 10 - REINSURANCE - NONPROPORTIONAL ASSUMED LIABILITY
(\$000 OMITTED)

Years in Which Premiums Were Earned and Losses Were Incurred	Premiums Earned			Loss and Loss Expense Payments						10 Salvage and Subrogation Received	11 Total Net Paid Cols (4 - 5 + 6 - 7 + 8 - 9)	12 Number of Claims Reported Direct and Assumed
	1 Direct and Assumed	2 Ceded	3 Net (1 - 2)	Loss Payments		Defense and Cost Containment Payments		Adjusting and Other Payments				
				4 Direct and Assumed	5 Ceded	6 Direct and Assumed	7 Ceded	8 Direct and Assumed	9 Ceded			
1. Prior.....	XXX	XXX	XXX	0	0	0	0	0	0	0	0	XXX
2. 2014.....	26	0	26	0	0	0	0	0	0	0	0	XXX
3. 2015.....	0	0	0	0	0	0	0	0	0	0	0	XXX
4. 2016.....	0	0	0	0	0	0	0	0	0	0	0	XXX
5. 2017.....	0	0	0	0	0	0	0	0	0	0	0	XXX
6. 2018.....	0	19,041	(19,041)	0	0	0	0	0	0	0	0	XXX
7. 2019.....	0	0	0	0	0	0	0	0	0	0	0	XXX
8. 2020.....	0	0	0	0	0	0	0	0	0	0	0	XXX
9. 2021.....	0	0	0	0	0	0	0	0	0	0	0	XXX
10. 2022.....	0	0	0	0	0	0	0	0	0	0	0	XXX
11. 2023.....	0	0	0	0	0	0	0	0	0	0	0	XXX
12. Totals	XXX	XXX	XXX	0	0	0	0	0	0	0	0	XXX

	Losses Unpaid				Defense and Cost Containment Unpaid				Adjusting and Other Unpaid		23 Salvage and Subrogation Anticipated	24 Total Net Losses and Expenses Unpaid	25 Number of Claims Outstanding Direct and Assumed
	Case Basis		Bulk + IBNR		Case Basis		Bulk + IBNR		21 Direct and Assumed	22 Ceded			
	13 Direct and Assumed	14 Ceded	15 Direct and Assumed	16 Ceded	17 Direct and Assumed	18 Ceded	19 Direct and Assumed	20 Ceded					
1. Prior.....	0	0	0	0	0	0	0	0	0	0	0	0	XXX
2. 2014.....	0	0	0	0	0	0	0	0	0	0	0	0	XXX
3. 2015.....	0	0	0	0	0	0	0	0	0	0	0	0	XXX
4. 2016.....	0	0	0	0	0	0	0	0	0	0	0	0	XXX
5. 2017.....	0	0	0	0	0	0	0	0	0	0	0	0	XXX
6. 2018.....	0	0	0	0	0	0	0	0	0	0	0	0	XXX
7. 2019.....	0	0	0	0	0	0	0	0	0	0	0	0	XXX
8. 2020.....	0	0	0	0	0	0	0	0	0	0	0	0	XXX
9. 2021.....	0	0	0	0	0	0	0	0	0	0	0	0	XXX
10. 2022.....	0	0	0	0	0	0	0	0	0	0	0	0	XXX
11. 2023.....	0	0	0	0	0	0	0	0	0	0	0	0	XXX
12. Totals	0	0	0	0	0	0	0	0	0	0	0	0	XXX

	Total Losses and Loss Expenses Incurred			Loss and Loss Expense Percentage (Incurred / Premiums Earned)			Nontabular Discount		34 Inter-Company Pooling Participation Percentage	Net Balance Sheet Reserves After Discount	
	26 Direct and Assumed	27 Ceded	28 Net	29 Direct and Assumed	30 Ceded	31 Net	32 Loss	33 Loss Expense		35 Losses Unpaid	36 Loss Expenses Unpaid
1. Prior.....	XXX	XXX	XXX	XXX	XXX	XXX	0	0	XXX	0	0
2. 2014.....	0	0	0	0.0	0.0	0.0	0	0	0.0	0	0
3. 2015.....	0	0	0	0.0	0.0	0.0	0	0	0.0	0	0
4. 2016.....	0	0	0	0.0	0.0	0.0	0	0	0.0	0	0
5. 2017.....	0	0	0	0.0	0.0	0.0	0	0	0.0	0	0
6. 2018.....	0	0	0	0.0	0.0	0.0	0	0	0.0	0	0
7. 2019.....	0	0	0	0.0	0.0	0.0	0	0	0.0	0	0
8. 2020.....	0	0	0	0.0	0.0	0.0	0	0	0.0	0	0
9. 2021.....	0	0	0	0.0	0.0	0.0	0	0	0.0	0	0
10. 2022.....	0	0	0	0.0	0.0	0.0	0	0	0.0	0	0
11. 2023.....	0	0	0	0.0	0.0	0.0	0	0	0.0	0	0
12. Totals	XXX	XXX	XXX	XXX	XXX	XXX	0	0	XXX	0	0

ANNUAL STATEMENT FOR THE YEAR 2023 OF THE PROVIDENCE WASHINGTON INSURANCE COMPANY
SCHEDULE P - PART 1P - REINSURANCE - NONPROPORTIONAL ASSUMED FINANCIAL LINES
(\$000 OMITTED)

Years in Which Premiums Were Earned and Losses Were Incurred	Premiums Earned			Loss and Loss Expense Payments						10 Salvage and Subrogation Received	11 Total Net Paid Cols (4 - 5 + 6 - 7 + 8 - 9)	12 Number of Claims Reported Direct and Assumed
	1 Direct and Assumed	2 Ceded	3 Net (1 - 2)	Loss Payments		Defense and Cost Containment Payments		Adjusting and Other Payments				
				4 Direct and Assumed	5 Ceded	6 Direct and Assumed	7 Ceded	8 Direct and Assumed	9 Ceded			
1. Prior.....	XXX	XXX	XXX									XXX
2. 2014.....												XXX
3. 2015.....												XXX
4. 2016.....												XXX
5. 2017.....												XXX
6. 2018.....												XXX
7. 2019.....												XXX
8. 2020.....												XXX
9. 2021.....												XXX
10. 2022.....												XXX
11. 2023.....												XXX
12. Totals	XXX	XXX	XXX									XXX

NONE

	Losses Unpaid				Defense and Cost Containment Unpaid				Adjusting and Other Unpaid		23 Salvage and Subrogation Anticipated	24 Total Net Losses and Expenses Unpaid	25 Number of Claims Outstanding Direct and Assumed
	Case Basis		Bulk + IBNR		Case Basis		Bulk + IBNR		Adjusting and Other Unpaid				
	13 Direct and Assumed	14 Ceded	15 Direct and Assumed	16 Ceded	17 Direct and Assumed	18 Ceded	19 Direct and Assumed	20 Ceded	21 Direct and Assumed	22 Ceded			
1. Prior.....													XXX
2. 2014.....													XXX
3. 2015.....													XXX
4. 2016.....													XXX
5. 2017.....													XXX
6. 2018.....													XXX
7. 2019.....													XXX
8. 2020.....													XXX
9. 2021.....													XXX
10. 2022.....													XXX
11. 2023.....													XXX
12. Totals													XXX

NONE

	Total Losses and Loss Expenses Incurred			Loss and Loss Expense Percentage (Incurred / Premiums Earned)			Nontabular Discount		34 Inter-Company Pooling Participation Percentage	Net Balance Sheet Reserves After Discount	
	26 Direct and Assumed	27 Ceded	28 Net	29 Direct and Assumed	30 Ceded	31 Net	32 Loss	33 Loss Expense		35 Losses Unpaid	36 Loss Expenses Unpaid
	1. Prior.....	XXX	XXX	XXX	XXX	XXX	XXX				XXX
2. 2014.....											
3. 2015.....											
4. 2016.....											
5. 2017.....											
6. 2018.....											
7. 2019.....											
8. 2020.....											
9. 2021.....											
10. 2022.....											
11. 2023.....											
12. Totals	XXX	XXX	XXX	XXX	XXX	XXX			XXX		

NONE

ANNUAL STATEMENT FOR THE YEAR 2023 OF THE PROVIDENCE WASHINGTON INSURANCE COMPANY
SCHEDULE P - PART 1R - SECTION 1 - PRODUCTS LIABILITY - OCCURRENCE
(\$000 OMITTED)

Years in Which Premiums Were Earned and Losses Were Incurred	Premiums Earned			Loss and Loss Expense Payments						10 Salvage and Subrogation Received	11 Total Net Paid Cols (4 - 5 + 6 - 7 + 8 - 9)	12 Number of Claims Reported Direct and Assumed
	1 Direct and Assumed	2 Ceded	3 Net (1 - 2)	Loss Payments		Defense and Cost Containment Payments		Adjusting and Other Payments				
				4 Direct and Assumed	5 Ceded	6 Direct and Assumed	7 Ceded	8 Direct and Assumed	9 Ceded			
1. Prior.....	XXX	XXX	XXX	560	560	837	837	0	0	0	0	XXX
2. 2014.....	0	0	0	0	0	0	0	0	0	0	0	0
3. 2015.....	0	0	0	0	0	0	0	0	0	0	0	0
4. 2016.....	0	0	0	0	0	0	0	0	0	0	0	0
5. 2017.....	0	0	0	0	0	0	0	0	0	0	0	0
6. 2018.....	0	171	(171)	0	0	0	0	0	0	0	0	0
7. 2019.....	0	0	0	0	0	0	0	0	0	0	0	0
8. 2020.....	0	0	0	0	0	0	0	0	0	0	0	0
9. 2021.....	0	0	0	0	0	0	0	0	0	0	0	0
10. 2022.....	0	0	0	0	0	0	0	0	0	0	0	0
11. 2023.....	0	0	0	0	0	0	0	0	0	0	0	0
12. Totals	XXX	XXX	XXX	560	560	837	837	0	0	0	0	XXX

	Losses Unpaid				Defense and Cost Containment Unpaid				Adjusting and Other Unpaid		23 Salvage and Subrogation Anticipated	24 Total Net Losses and Expenses Unpaid	25 Number of Claims Outstanding Direct and Assumed
	Case Basis		Bulk + IBNR		Case Basis		Bulk + IBNR		21 Direct and Assumed	22 Ceded			
	13 Direct and Assumed	14 Ceded	15 Direct and Assumed	16 Ceded	17 Direct and Assumed	18 Ceded	19 Direct and Assumed	20 Ceded					
1. Prior.....	422	422	0	0	0	0	1,921	1,921	4	4	0	0	0
2. 2014.....	0	0	0	0	0	0	0	0	0	0	0	0	0
3. 2015.....	0	0	0	0	0	0	0	0	0	0	0	0	0
4. 2016.....	0	0	0	0	0	0	0	0	0	0	0	0	0
5. 2017.....	0	0	0	0	0	0	0	0	0	0	0	0	0
6. 2018.....	0	0	0	0	0	0	0	0	0	0	0	0	0
7. 2019.....	0	0	0	0	0	0	0	0	0	0	0	0	0
8. 2020.....	0	0	0	0	0	0	0	0	0	0	0	0	0
9. 2021.....	0	0	0	0	0	0	0	0	0	0	0	0	0
10. 2022.....	0	0	0	0	0	0	0	0	0	0	0	0	0
11. 2023.....	0	0	0	0	0	0	0	0	0	0	0	0	0
12. Totals	422	422	0	0	0	0	1,921	1,921	4	4	0	0	0

	Total Losses and Loss Expenses Incurred			Loss and Loss Expense Percentage (Incurred / Premiums Earned)			Nontabular Discount		34 Inter-Company Pooling Participation Percentage	Net Balance Sheet Reserves After Discount	
	26 Direct and Assumed	27 Ceded	28 Net	29 Direct and Assumed	30 Ceded	31 Net	32 Loss	33 Loss Expense		35 Losses Unpaid	36 Loss Expenses Unpaid
2. 2014.....	0	0	0	0.0	0.0	0.0	0	0	0.0	0	0
3. 2015.....	0	0	0	0.0	0.0	0.0	0	0	0.0	0	0
4. 2016.....	0	0	0	0.0	0.0	0.0	0	0	0.0	0	0
5. 2017.....	0	0	0	0.0	0.0	0.0	0	0	0.0	0	0
6. 2018.....	0	0	0	0.0	0.0	0.0	0	0	0.0	0	0
7. 2019.....	0	0	0	0.0	0.0	0.0	0	0	0.0	0	0
8. 2020.....	0	0	0	0.0	0.0	0.0	0	0	0.0	0	0
9. 2021.....	0	0	0	0.0	0.0	0.0	0	0	0.0	0	0
10. 2022.....	0	0	0	0.0	0.0	0.0	0	0	0.0	0	0
11. 2023.....	0	0	0	0.0	0.0	0.0	0	0	0.0	0	0
12. Totals	XXX	XXX	XXX	XXX	XXX	XXX	0	0	XXX	0	0

Schedule P - Part 1R - Section 2 - Products Liability - Claims-Made

NONE

Schedule P - Part 1S - Financial Guaranty/Mortgage Guaranty

NONE

Schedule P - Part 1T - Warranty

NONE

ANNUAL STATEMENT FOR THE YEAR 2023 OF THE PROVIDENCE WASHINGTON INSURANCE COMPANY

SCHEDULE P - PART 2A - HOMEOWNERS/FAROWNERS

Years in Which Losses Were Incurred	INCURRED NET LOSSES AND DEFENSE AND COST CONTAINMENT EXPENSES REPORTED AT YEAR END (\$000 OMITTED)										DEVELOPMENT	
	1 2014	2 2015	3 2016	4 2017	5 2018	6 2019	7 2020	8 2021	9 2022	10 2023	11 One Year	12 Two Year
1. Prior.....	7	8	8	5	4	4	4	4	4	4	0	0
2. 2014.....	0	0	0	0	0	0	0	0	0	0	0	0
3. 2015.....	XXX	0	0	0	0	0	0	0	0	0	0	0
4. 2016.....	XXX	XXX	0	0	0	0	0	0	0	0	0	0
5. 2017.....	XXX	XXX	XXX	0	0	0	0	0	0	0	0	0
6. 2018.....	XXX	XXX	XXX	XXX	0	0	0	0	0	0	0	0
7. 2019.....	XXX	XXX	XXX	XXX	XXX	0	0	0	0	0	0	0
8. 2020.....	XXX	XXX	XXX	XXX	XXX	XXX	0	0	0	0	0	0
9. 2021.....	XXX	XXX	XXX	XXX	XXX	XXX	XXX	0	0	0	0	0
10. 2022.....	XXX	XXX	XXX	XXX	XXX	XXX	XXX	XXX	0	0	0	XXX
11. 2023.....	XXX	XXX	XXX	XXX	XXX	XXX	XXX	XXX	XXX	0	XXX	XXX
12. Totals											0	0

SCHEDULE P - PART 2B - PRIVATE PASSENGER AUTO LIABILITY/MEDICAL

1. Prior.....	10	(2)	28	0	0	0	0	0	0	0	0	0
2. 2014.....	0	0	0	0	0	0	0	0	0	0	0	0
3. 2015.....	XXX	0	0	0	0	0	0	0	0	0	0	0
4. 2016.....	XXX	XXX	0	0	0	0	0	0	0	0	0	0
5. 2017.....	XXX	XXX	XXX	0	0	0	0	0	0	0	0	0
6. 2018.....	XXX	XXX	XXX	XXX	0	0	0	0	0	0	0	0
7. 2019.....	XXX	XXX	XXX	XXX	XXX	0	0	0	0	0	0	0
8. 2020.....	XXX	XXX	XXX	XXX	XXX	XXX	0	0	0	0	0	0
9. 2021.....	XXX	XXX	XXX	XXX	XXX	XXX	XXX	0	0	0	0	0
10. 2022.....	XXX	XXX	XXX	XXX	XXX	XXX	XXX	XXX	0	0	0	XXX
11. 2023.....	XXX	XXX	XXX	XXX	XXX	XXX	XXX	XXX	XXX	0	XXX	XXX
12. Totals											0	0

SCHEDULE P - PART 2C - COMMERCIAL AUTO/TRUCK LIABILITY/MEDICAL

1. Prior.....	28	46	86	83	83	83	83	83	83	83	0	0
2. 2014.....	0	0	0	0	0	0	0	0	0	0	0	0
3. 2015.....	XXX	0	0	0	0	0	0	0	0	0	0	0
4. 2016.....	XXX	XXX	0	0	0	0	0	0	0	0	0	0
5. 2017.....	XXX	XXX	XXX	0	0	0	0	0	0	0	0	0
6. 2018.....	XXX	XXX	XXX	XXX	0	0	0	0	0	0	0	0
7. 2019.....	XXX	XXX	XXX	XXX	XXX	0	0	0	0	0	0	0
8. 2020.....	XXX	XXX	XXX	XXX	XXX	XXX	0	0	0	0	0	0
9. 2021.....	XXX	XXX	XXX	XXX	XXX	XXX	XXX	0	0	0	0	0
10. 2022.....	XXX	XXX	XXX	XXX	XXX	XXX	XXX	XXX	0	0	0	XXX
11. 2023.....	XXX	XXX	XXX	XXX	XXX	XXX	XXX	XXX	XXX	0	XXX	XXX
12. Totals											0	0

**SCHEDULE P - PART 2D - WORKERS' COMPENSATION
(EXCLUDING EXCESS WORKERS' COMPENSATION)**

1. Prior.....	25,050	22,547	4,151	3,982	1,268	1,268	1,268	1,268	1,268	1,268	0	0
2. 2014.....	0	0	0	0	0	0	0	0	0	0	0	0
3. 2015.....	XXX	0	0	0	0	0	0	0	0	0	0	0
4. 2016.....	XXX	XXX	0	0	0	0	0	0	0	0	0	0
5. 2017.....	XXX	XXX	XXX	0	0	0	0	0	0	0	0	0
6. 2018.....	XXX	XXX	XXX	XXX	0	0	0	0	0	0	0	0
7. 2019.....	XXX	XXX	XXX	XXX	XXX	0	0	0	0	0	0	0
8. 2020.....	XXX	XXX	XXX	XXX	XXX	XXX	0	0	0	0	0	0
9. 2021.....	XXX	XXX	XXX	XXX	XXX	XXX	XXX	0	0	0	0	0
10. 2022.....	XXX	XXX	XXX	XXX	XXX	XXX	XXX	XXX	0	0	0	XXX
11. 2023.....	XXX	XXX	XXX	XXX	XXX	XXX	XXX	XXX	XXX	0	XXX	XXX
12. Totals											0	0

SCHEDULE P - PART 2E - COMMERCIAL MULTIPLE PERIL

1. Prior.....	1,675	3,341	3,910	3,041	996	996	996	996	996	996	0	0
2. 2014.....	0	0	0	0	0	0	0	0	0	0	0	0
3. 2015.....	XXX	0	0	0	0	0	0	0	0	0	0	0
4. 2016.....	XXX	XXX	0	0	0	0	0	0	0	0	0	0
5. 2017.....	XXX	XXX	XXX	0	0	0	0	0	0	0	0	0
6. 2018.....	XXX	XXX	XXX	XXX	0	0	0	0	0	0	0	0
7. 2019.....	XXX	XXX	XXX	XXX	XXX	0	0	0	0	0	0	0
8. 2020.....	XXX	XXX	XXX	XXX	XXX	XXX	0	0	0	0	0	0
9. 2021.....	XXX	XXX	XXX	XXX	XXX	XXX	XXX	0	0	0	0	0
10. 2022.....	XXX	XXX	XXX	XXX	XXX	XXX	XXX	XXX	0	0	0	XXX
11. 2023.....	XXX	XXX	XXX	XXX	XXX	XXX	XXX	XXX	XXX	0	XXX	XXX
12. Totals											0	0

ANNUAL STATEMENT FOR THE YEAR 2023 OF THE PROVIDENCE WASHINGTON INSURANCE COMPANY
SCHEDULE P - PART 2F - SECTION 1 - MEDICAL PROFESSIONAL LIABILITY - OCCURRENCE

Years in Which Losses Were Incurred	INCURRED NET LOSSES AND DEFENSE AND COST CONTAINMENT EXPENSES REPORTED AT YEAR END (\$000 OMITTED)										DEVELOPMENT	
	1 2014	2 2015	3 2016	4 2017	5 2018	6 2019	7 2020	8 2021	9 2022	10 2023	11 One Year	12 Two Year
1. Prior.....												
2. 2014.....												
3. 2015.....	XXX											
4. 2016.....	XXX	XXX										
5. 2017.....	XXX	XXX	XXX									
6. 2018.....	XXX	XXX	XXX	XXX								
7. 2019.....	XXX	XXX	XXX	XXX	XXX							
8. 2020.....	XXX	XXX	XXX	XXX	XXX	XXX						
9. 2021.....	XXX	XXX	XXX	XXX	XXX	XXX	XXX					
10. 2022.....	XXX	XXX	XXX	XXX	XXX	XXX	XXX	XXX				XXX
11. 2023.....	XXX	XXX	XXX	XXX	XXX	XXX	XXX	XXX	XXX		XXX	XXX
12. Totals												

NONE

SCHEDULE P - PART 2F - SECTION 2 - MEDICAL PROFESSIONAL LIABILITY - CLAIMS-MADE

1. Prior.....												
2. 2014.....												
3. 2015.....	XXX											
4. 2016.....	XXX	XXX										
5. 2017.....	XXX	XXX	XXX									
6. 2018.....	XXX	XXX	XXX	XXX								
7. 2019.....	XXX	XXX	XXX	XXX	XXX							
8. 2020.....	XXX	XXX	XXX	XXX	XXX	XXX						
9. 2021.....	XXX	XXX	XXX	XXX	XXX	XXX	XXX					
10. 2022.....	XXX	XXX	XXX	XXX	XXX	XXX	XXX	XXX				XXX
11. 2023.....	XXX	XXX	XXX	XXX	XXX	XXX	XXX	XXX	XXX		XXX	XXX
12. Totals												

NONE

SCHEDULE P - PART 2G - SPECIAL LIABILITY (OCEAN MARINE, AIRCRAFT (ALL PERILS), BOILER AND MACHINERY)

1. Prior.....												
2. 2014.....												
3. 2015.....	XXX											
4. 2016.....	XXX	XXX										
5. 2017.....	XXX	XXX	XXX									
6. 2018.....	XXX	XXX	XXX	XXX								
7. 2019.....	XXX	XXX	XXX	XXX	XXX							
8. 2020.....	XXX	XXX	XXX	XXX	XXX	XXX						
9. 2021.....	XXX	XXX	XXX	XXX	XXX	XXX	XXX					
10. 2022.....	XXX	XXX	XXX	XXX	XXX	XXX	XXX	XXX				XXX
11. 2023.....	XXX	XXX	XXX	XXX	XXX	XXX	XXX	XXX	XXX		XXX	XXX
12. Totals												

NONE

SCHEDULE P - PART 2H - SECTION 1 - OTHER LIABILITY - OCCURRENCE

1. Prior.....	11,584	14,251	17,086	16,376	8,589	8,589	8,589	8,589	8,589	8,589	0	0
2. 2014.....	0	0	0	0	0	0	0	0	0	0	0	0
3. 2015.....	XXX	0	0	0	0	0	0	0	0	0	0	0
4. 2016.....	XXX	XXX	0	0	0	0	0	0	0	0	0	0
5. 2017.....	XXX	XXX	XXX	0	0	0	0	0	0	0	0	0
6. 2018.....	XXX	XXX	XXX	XXX	0	0	0	0	0	0	0	0
7. 2019.....	XXX	XXX	XXX	XXX	XXX	0	0	0	0	0	0	0
8. 2020.....	XXX	XXX	XXX	XXX	XXX	XXX	0	0	0	0	0	0
9. 2021.....	XXX	XXX	XXX	XXX	XXX	XXX	XXX	0	0	0	0	0
10. 2022.....	XXX	XXX	XXX	XXX	XXX	XXX	XXX	XXX	0	0	0	XXX
11. 2023.....	XXX	XXX	XXX	XXX	XXX	XXX	XXX	XXX	XXX	0	XXX	XXX
12. Totals											0	0

SCHEDULE P - PART 2H - SECTION 2 - OTHER LIABILITY - CLAIMS-MADE

1. Prior.....												
2. 2014.....												
3. 2015.....	XXX											
4. 2016.....	XXX	XXX										
5. 2017.....	XXX	XXX	XXX									
6. 2018.....	XXX	XXX	XXX	XXX								
7. 2019.....	XXX	XXX	XXX	XXX	XXX							
8. 2020.....	XXX	XXX	XXX	XXX	XXX	XXX						
9. 2021.....	XXX	XXX	XXX	XXX	XXX	XXX	XXX					
10. 2022.....	XXX	XXX	XXX	XXX	XXX	XXX	XXX	XXX				XXX
11. 2023.....	XXX	XXX	XXX	XXX	XXX	XXX	XXX	XXX	XXX		XXX	XXX
12. Totals												

NONE

**ANNUAL STATEMENT FOR THE YEAR 2023 OF THE PROVIDENCE WASHINGTON INSURANCE COMPANY
 SCHEDULE P - PART 2I - SPECIAL PROPERTY (FIRE, ALLIED LINES, INLAND MARINE,
 EARTHQUAKE, BURGLARY, AND THEFT)**

Years in Which Losses Were Incurred	INCURRED NET LOSSES AND DEFENSE AND COST CONTAINMENT EXPENSES REPORTED AT YEAR END (\$000 OMITTED)										DEVELOPMENT	
	1 2014	2 2015	3 2016	4 2017	5 2018	6 2019	7 2020	8	9 2022	10 2023	11 One Year	12 Two Year
1. Prior.....	XXX	XXX	XXX	XXX	XXX	XXX	XXX	XXX				
2. 2022.....	XXX	XXX	XXX	XXX	XXX	XXX	XXX	XXX				XXX
3. 2023.....	XXX	XXX	XXX	XXX	XXX	XXX	XXX	XXX	XXX		XXX	XXX
4. Totals												

SCHEDULE P - PART 2J - AUTO PHYSICAL DAMAGE

1. Prior.....	XXX	XXX	XXX	XXX	XXX	XXX	XXX	XXX				
2. 2022.....	XXX	XXX	XXX	XXX	XXX	XXX	XXX	XXX				XXX
3. 2023.....	XXX	XXX	XXX	XXX	XXX	XXX	XXX	XXX	XXX		XXX	XXX
4. Totals												

SCHEDULE P - PART 2K - FIDELITY/SURETY

1. Prior.....	XXX	XXX	XXX	XXX	XXX	XXX	XXX	XXX				
2. 2022.....	XXX	XXX	XXX	XXX	XXX	XXX	XXX	XXX				XXX
3. 2023.....	XXX	XXX	XXX	XXX	XXX	XXX	XXX	XXX	XXX		XXX	XXX
4. Totals												

SCHEDULE P - PART 2L - OTHER (INCLUDING CREDIT, ACCIDENT AND HEALTH)

1. Prior.....	XXX	XXX	XXX	XXX	XXX	XXX	XXX	XXX				
2. 2022.....	XXX	XXX	XXX	XXX	XXX	XXX	XXX	XXX				XXX
3. 2023.....	XXX	XXX	XXX	XXX	XXX	XXX	XXX	XXX	XXX		XXX	XXX
4. Totals												

SCHEDULE P - PART 2M - INTERNATIONAL

1. Prior.....												
2. 2014.....												
3. 2015.....	XXX											
4. 2016.....	XXX	XXX										
5. 2017.....	XXX	XXX	XXX									
6. 2018.....	XXX	XXX	XXX	XXX								
7. 2019.....	XXX	XXX	XXX	XXX	XXX							
8. 2020.....	XXX	XXX	XXX	XXX	XXX	XXX						
9. 2021.....	XXX	XXX	XXX	XXX	XXX	XXX	XXX					
10. 2022.....	XXX	XXX	XXX	XXX	XXX	XXX	XXX	XXX				XXX
11. 2023.....	XXX	XXX	XXX	XXX	XXX	XXX	XXX	XXX	XXX		XXX	XXX
12. Totals												

ANNUAL STATEMENT FOR THE YEAR 2023 OF THE PROVIDENCE WASHINGTON INSURANCE COMPANY

**SCHEDULE P - PART 2N - REINSURANCE
NONPROPORTIONAL ASSUMED PROPERTY**

Years in Which Losses Were Incurred	INCURRED NET LOSSES AND DEFENSE AND COST CONTAINMENT EXPENSES REPORTED AT YEAR END (\$000 OMITTED)										DEVELOPMENT	
	1 2014	2 2015	3 2016	4 2017	5 2018	6 2019	7 2020	8 2021	9 2022	10 2023	11 One Year	12 Two Year
1. Prior.....												
2. 2014.....												
3. 2015.....	XXX											
4. 2016.....	XXX	XXX										
5. 2017.....	XXX	XXX	XXX									
6. 2018.....	XXX	XXX	XXX									
7. 2019.....	XXX	XXX	XXX	XXX								
8. 2020.....	XXX	XXX	XXX	XXX	XXX	XXX						
9. 2021.....	XXX	XXX	XXX	XXX	XXX	XXX	XXX					
10. 2022.....	XXX	XXX	XXX	XXX	XXX	XXX	XXX	XXX				XXX
11. 2023.....	XXX	XXX	XXX	XXX	XXX	XXX	XXX	XXX	XXX		XXX	XXX
12. Totals												

**SCHEDULE P - PART 2O - REINSURANCE
NONPROPORTIONAL ASSUMED LIABILITY**

1. Prior.....	32,532	29,264	29,124	28,664	8,053	8,052	8,052	8,052	8,052	8,052	0	0
2. 2014.....	0	0	0	0	0	0	0	0	0	0	0	0
3. 2015.....	XXX	0	0	0	0	0	0	0	0	0	0	0
4. 2016.....	XXX	XXX	0	0	0	0	0	0	0	0	0	0
5. 2017.....	XXX	XXX	XXX	0	0	0	0	0	0	0	0	0
6. 2018.....	XXX	XXX	XXX	XXX	0	0	0	0	0	0	0	0
7. 2019.....	XXX	XXX	XXX	XXX	XXX	0	0	0	0	0	0	0
8. 2020.....	XXX	XXX	XXX	XXX	XXX	XXX	0	0	0	0	0	0
9. 2021.....	XXX	XXX	XXX	XXX	XXX	XXX	XXX	0	0	0	0	0
10. 2022.....	XXX	XXX	XXX	XXX	XXX	XXX	XXX	XXX	0	0	0	XXX
11. 2023.....	XXX	XXX	XXX	XXX	XXX	XXX	XXX	XXX	XXX	0	XXX	XXX
12. Totals											0	0

**SCHEDULE P - PART 2P - REINSURANCE
NONPROPORTIONAL ASSUMED FINANCIAL LINES**

1. Prior.....												
2. 2014.....												
3. 2015.....	XXX											
4. 2016.....	XXX	XXX										
5. 2017.....	XXX	XXX	XXX									
6. 2018.....	XXX	XXX	XXX	XXX								
7. 2019.....	XXX	XXX	XXX	XXX	XXX							
8. 2020.....	XXX	XXX	XXX	XXX	XXX	XXX						
9. 2021.....	XXX	XXX	XXX	XXX	XXX	XXX	XXX					
10. 2022.....	XXX	XXX	XXX	XXX	XXX	XXX	XXX	XXX				XXX
11. 2023.....	XXX	XXX	XXX	XXX	XXX	XXX	XXX	XXX	XXX		XXX	XXX
12. Totals												

ANNUAL STATEMENT FOR THE YEAR 2023 OF THE PROVIDENCE WASHINGTON INSURANCE COMPANY

SCHEDULE P - PART 2R - SECTION 1 - PRODUCTS LIABILITY - OCCURRENCE

Years in Which Losses Were Incurred	INCURRED NET LOSSES AND DEFENSE AND COST CONTAINMENT EXPENSES REPORTED AT YEAR END (\$000 OMITTED)										DEVELOPMENT	
	1 2014	2 2015	3 2016	4 2017	5 2018	6 2019	7 2020	8 2021	9 2022	10 2023	11 One Year	12 Two Year
1. Prior.....												
2. 2014.....												
3. 2015.....	XXX											
4. 2016.....	XXX	XXX										
5. 2017.....	XXX	XXX	XXX									
6. 2018.....	XXX	XXX	XXX									
7. 2019.....	XXX	XXX	XXX	XXX								
8. 2020.....	XXX	XXX	XXX	XXX	XXX	XXX						
9. 2021.....	XXX	XXX	XXX	XXX	XXX	XXX	XXX					
10. 2022.....	XXX	XXX	XXX	XXX	XXX	XXX	XXX	XXX				XXX
11. 2023	XXX	XXX	XXX	XXX	XXX	XXX	XXX	XXX	XXX		XXX	XXX
12. Totals												

NONE

SCHEDULE P - PART 2R - SECTION 2 - PRODUCTS LIABILITY - CLAIMS-MADE

1. Prior.....												
2. 2014.....												
3. 2015.....	XXX											
4. 2016.....	XXX	XXX										
5. 2017.....	XXX	XXX	XXX									
6. 2018.....	XXX	XXX	XXX	XXX								
7. 2019.....	XXX	XXX	XXX	XXX	XXX							
8. 2020.....	XXX	XXX	XXX	XXX	XXX	XXX						
9. 2021.....	XXX	XXX	XXX	XXX	XXX	XXX	XXX					
10. 2022.....	XXX	XXX	XXX	XXX	XXX	XXX	XXX	XXX				XXX
11. 2023	XXX	XXX	XXX	XXX	XXX	XXX	XXX	XXX	XXX		XXX	XXX
12. Totals												

NONE

SCHEDULE P - PART 2S - FINANCIAL GUARANTY/MORTGAGE GUARANTY

1. Prior.....	XXX	XXX	XXX	XXX	XXX	XXX	XXX	XXX				
2. 2022.....	XXX	XXX	XXX	XXX	XXX	XXX	XXX	XXX				XXX
3. 2023	XXX	XXX	XXX	XXX	XXX	XXX	XXX	XXX	XXX		XXX	XXX
4. Totals												

NONE

SCHEDULE P - PART 2T - WARRANTY

1. Prior.....	XXX	XXX	XXX	XXX	XXX	XXX	XXX	XXX				
2. 2022.....	XXX	XXX	XXX	XXX	XXX	XXX	XXX	XXX				XXX
3. 2023	XXX	XXX	XXX	XXX	XXX	XXX	XXX	XXX	XXX		XXX	XXX
4. Totals												

NONE

ANNUAL STATEMENT FOR THE YEAR 2023 OF THE PROVIDENCE WASHINGTON INSURANCE COMPANY

SCHEDULE P - PART 3A - HOMEOWNERS/FAROWNERS

Years in Which Losses Were Incurred	CUMULATIVE PAID NET LOSSES AND DEFENSE AND COST CONTAINMENT EXPENSES REPORTED AT YEAR END (\$000 OMITTED)										11 Number of Claims Closed With Loss Payment	12 Number of Claims Closed Without Loss Payment	
	1	2	3	4	5	6	7	8	9	10			
	2014	2015	2016	2017	2018	2019	2020	2021	2022	2023			
1. Prior.....	000.....	8.....	8.....	5.....	4.....	4.....	4.....	4.....	4.....	4.....	4.....	0.....	0.....
2. 2014.....	0.....	0.....	0.....	0.....	0.....	0.....	0.....	0.....	0.....	0.....	0.....	0.....	0.....
3. 2015.....	XXX.....	0.....	0.....	0.....	0.....	0.....	0.....	0.....	0.....	0.....	0.....	0.....	0.....
4. 2016.....	XXX.....	XXX.....	0.....	0.....	0.....	0.....	0.....	0.....	0.....	0.....	0.....	0.....	0.....
5. 2017.....	XXX.....	XXX.....	XXX.....	0.....	0.....	0.....	0.....	0.....	0.....	0.....	0.....	0.....	0.....
6. 2018.....	XXX.....	XXX.....	XXX.....	XXX.....	0.....	0.....	0.....	0.....	0.....	0.....	0.....	0.....	0.....
7. 2019.....	XXX.....	XXX.....	XXX.....	XXX.....	XXX.....	0.....	0.....	0.....	0.....	0.....	0.....	0.....	0.....
8. 2020.....	XXX.....	XXX.....	XXX.....	XXX.....	XXX.....	XXX.....	0.....	0.....	0.....	0.....	0.....	0.....	0.....
9. 2021.....	XXX.....	XXX.....	XXX.....	XXX.....	XXX.....	XXX.....	XXX.....	0.....	0.....	0.....	0.....	0.....	0.....
10. 2022.....	XXX.....	XXX.....	XXX.....	XXX.....	XXX.....	XXX.....	XXX.....	XXX.....	0.....	0.....	0.....	0.....	0.....
11. 2023.....	XXX.....	XXX.....	XXX.....	XXX.....	XXX.....	XXX.....	XXX.....	XXX.....	XXX.....	0.....	0.....	0.....	0.....

SCHEDULE P - PART 3B - PRIVATE PASSENGER AUTO LIABILITY/MEDICAL

1. Prior.....	000.....	(2).....	(2).....	0.....	0.....	0.....	0.....	0.....	0.....	0.....	0.....	0.....	0.....
2. 2014.....	0.....	0.....	0.....	0.....	0.....	0.....	0.....	0.....	0.....	0.....	0.....	0.....	0.....
3. 2015.....	XXX.....	0.....	0.....	0.....	0.....	0.....	0.....	0.....	0.....	0.....	0.....	0.....	0.....
4. 2016.....	XXX.....	XXX.....	0.....	0.....	0.....	0.....	0.....	0.....	0.....	0.....	0.....	0.....	0.....
5. 2017.....	XXX.....	XXX.....	XXX.....	0.....	0.....	0.....	0.....	0.....	0.....	0.....	0.....	0.....	0.....
6. 2018.....	XXX.....	XXX.....	XXX.....	XXX.....	0.....	0.....	0.....	0.....	0.....	0.....	0.....	0.....	0.....
7. 2019.....	XXX.....	XXX.....	XXX.....	XXX.....	XXX.....	0.....	0.....	0.....	0.....	0.....	0.....	0.....	0.....
8. 2020.....	XXX.....	XXX.....	XXX.....	XXX.....	XXX.....	XXX.....	0.....	0.....	0.....	0.....	0.....	0.....	0.....
9. 2021.....	XXX.....	XXX.....	XXX.....	XXX.....	XXX.....	XXX.....	XXX.....	0.....	0.....	0.....	0.....	0.....	0.....
10. 2022.....	XXX.....	XXX.....	XXX.....	XXX.....	XXX.....	XXX.....	XXX.....	XXX.....	0.....	0.....	0.....	0.....	0.....
11. 2023.....	XXX.....	XXX.....	XXX.....	XXX.....	XXX.....	XXX.....	XXX.....	XXX.....	XXX.....	0.....	0.....	0.....	0.....

SCHEDULE P - PART 3C - COMMERCIAL AUTO/TRUCK LIABILITY/MEDICAL

1. Prior.....	000.....	(7).....	83.....	83.....	83.....	83.....	83.....	83.....	83.....	83.....	83.....	0.....	0.....
2. 2014.....	0.....	0.....	0.....	0.....	0.....	0.....	0.....	0.....	0.....	0.....	0.....	0.....	0.....
3. 2015.....	XXX.....	0.....	0.....	0.....	0.....	0.....	0.....	0.....	0.....	0.....	0.....	0.....	0.....
4. 2016.....	XXX.....	XXX.....	0.....	0.....	0.....	0.....	0.....	0.....	0.....	0.....	0.....	0.....	0.....
5. 2017.....	XXX.....	XXX.....	XXX.....	0.....	0.....	0.....	0.....	0.....	0.....	0.....	0.....	0.....	0.....
6. 2018.....	XXX.....	XXX.....	XXX.....	XXX.....	0.....	0.....	0.....	0.....	0.....	0.....	0.....	0.....	0.....
7. 2019.....	XXX.....	XXX.....	XXX.....	XXX.....	XXX.....	0.....	0.....	0.....	0.....	0.....	0.....	0.....	0.....
8. 2020.....	XXX.....	XXX.....	XXX.....	XXX.....	XXX.....	XXX.....	0.....	0.....	0.....	0.....	0.....	0.....	0.....
9. 2021.....	XXX.....	XXX.....	XXX.....	XXX.....	XXX.....	XXX.....	XXX.....	0.....	0.....	0.....	0.....	0.....	0.....
10. 2022.....	XXX.....	XXX.....	XXX.....	XXX.....	XXX.....	XXX.....	XXX.....	XXX.....	0.....	0.....	0.....	0.....	0.....
11. 2023.....	XXX.....	XXX.....	XXX.....	XXX.....	XXX.....	XXX.....	XXX.....	XXX.....	XXX.....	0.....	0.....	0.....	0.....

**SCHEDULE P - PART 3D - WORKERS' COMPENSATION
(EXCLUDING EXCESS WORKERS' COMPENSATION)**

1. Prior.....	000.....	977.....	1,153.....	1,139.....	1,268.....	1,268.....	1,268.....	1,268.....	1,268.....	1,268.....	1,268.....	0.....	0.....
2. 2014.....	0.....	0.....	0.....	0.....	0.....	0.....	0.....	0.....	0.....	0.....	0.....	0.....	0.....
3. 2015.....	XXX.....	0.....	0.....	0.....	0.....	0.....	0.....	0.....	0.....	0.....	0.....	0.....	0.....
4. 2016.....	XXX.....	XXX.....	0.....	0.....	0.....	0.....	0.....	0.....	0.....	0.....	0.....	0.....	0.....
5. 2017.....	XXX.....	XXX.....	XXX.....	0.....	0.....	0.....	0.....	0.....	0.....	0.....	0.....	0.....	0.....
6. 2018.....	XXX.....	XXX.....	XXX.....	XXX.....	0.....	0.....	0.....	0.....	0.....	0.....	0.....	0.....	0.....
7. 2019.....	XXX.....	XXX.....	XXX.....	XXX.....	XXX.....	0.....	0.....	0.....	0.....	0.....	0.....	0.....	0.....
8. 2020.....	XXX.....	XXX.....	XXX.....	XXX.....	XXX.....	XXX.....	0.....	0.....	0.....	0.....	0.....	0.....	0.....
9. 2021.....	XXX.....	XXX.....	XXX.....	XXX.....	XXX.....	XXX.....	XXX.....	0.....	0.....	0.....	0.....	0.....	0.....
10. 2022.....	XXX.....	XXX.....	XXX.....	XXX.....	XXX.....	XXX.....	XXX.....	XXX.....	0.....	0.....	0.....	0.....	0.....
11. 2023.....	XXX.....	XXX.....	XXX.....	XXX.....	XXX.....	XXX.....	XXX.....	XXX.....	XXX.....	0.....	0.....	0.....	0.....

SCHEDULE P - PART 3E - COMMERCIAL MULTIPLE PERIL

1. Prior.....	000.....	545.....	921.....	980.....	996.....	996.....	996.....	996.....	996.....	996.....	996.....	0.....	0.....
2. 2014.....	0.....	0.....	0.....	0.....	0.....	0.....	0.....	0.....	0.....	0.....	0.....	0.....	0.....
3. 2015.....	XXX.....	0.....	0.....	0.....	0.....	0.....	0.....	0.....	0.....	0.....	0.....	0.....	0.....
4. 2016.....	XXX.....	XXX.....	0.....	0.....	0.....	0.....	0.....	0.....	0.....	0.....	0.....	0.....	0.....
5. 2017.....	XXX.....	XXX.....	XXX.....	0.....	0.....	0.....	0.....	0.....	0.....	0.....	0.....	0.....	0.....
6. 2018.....	XXX.....	XXX.....	XXX.....	XXX.....	0.....	0.....	0.....	0.....	0.....	0.....	0.....	0.....	0.....
7. 2019.....	XXX.....	XXX.....	XXX.....	XXX.....	XXX.....	0.....	0.....	0.....	0.....	0.....	0.....	0.....	0.....
8. 2020.....	XXX.....	XXX.....	XXX.....	XXX.....	XXX.....	XXX.....	0.....	0.....	0.....	0.....	0.....	0.....	0.....
9. 2021.....	XXX.....	XXX.....	XXX.....	XXX.....	XXX.....	XXX.....	XXX.....	0.....	0.....	0.....	0.....	0.....	0.....
10. 2022.....	XXX.....	XXX.....	XXX.....	XXX.....	XXX.....	XXX.....	XXX.....	XXX.....	0.....	0.....	0.....	0.....	0.....
11. 2023.....	XXX.....	XXX.....	XXX.....	XXX.....	XXX.....	XXX.....	XXX.....	XXX.....	XXX.....	0.....	0.....	0.....	0.....

**ANNUAL STATEMENT FOR THE YEAR 2023 OF THE PROVIDENCE WASHINGTON INSURANCE COMPANY
SCHEDULE P - PART 3F - SECTION 1 - MEDICAL PROFESSIONAL LIABILITY - OCCURRENCE**

Years in Which Losses Were Incurred	CUMULATIVE PAID NET LOSSES AND DEFENSE AND COST CONTAINMENT EXPENSES REPORTED AT YEAR END (\$000 OMITTED)										11 Number of Claims Closed With Loss Payment	12 Number of Claims Closed Without Loss Payment	
	1	2	3	4	5	6	7	8	9	10			
	2014	2015	2016	2017	2018	2019	2020	2021	2022	2023			
1. Prior.....	000.....												
2. 2014.....													
3. 2015.....	XXX.....												
4. 2016.....	XXX.....	XXX.....											
5. 2017.....	XXX.....	XXX.....	XXX.....										
6. 2018.....	XXX.....	XXX.....	XXX.....	XXX.....									
7. 2019.....	XXX.....	XXX.....	XXX.....	XXX.....	XXX.....								
8. 2020.....	XXX.....	XXX.....	XXX.....	XXX.....	XXX.....	XXX.....							
9. 2021.....	XXX.....	XXX.....	XXX.....	XXX.....	XXX.....	XXX.....	XXX.....						
10. 2022.....	XXX.....	XXX.....	XXX.....	XXX.....	XXX.....	XXX.....	XXX.....	XXX.....					
11. 2023.....	XXX.....	XXX.....	XXX.....	XXX.....	XXX.....	XXX.....	XXX.....	XXX.....	XXX.....				

NONE

SCHEDULE P - PART 3F - SECTION 2 - MEDICAL PROFESSIONAL LIABILITY - CLAIMS-MADE

1. Prior.....	000.....												
2. 2014.....													
3. 2015.....	XXX.....												
4. 2016.....	XXX.....	XXX.....											
5. 2017.....	XXX.....	XXX.....	XXX.....										
6. 2018.....	XXX.....	XXX.....	XXX.....	XXX.....									
7. 2019.....	XXX.....	XXX.....	XXX.....	XXX.....	XXX.....								
8. 2020.....	XXX.....	XXX.....	XXX.....	XXX.....	XXX.....	XXX.....							
9. 2021.....	XXX.....	XXX.....	XXX.....	XXX.....	XXX.....	XXX.....	XXX.....						
10. 2022.....	XXX.....	XXX.....	XXX.....	XXX.....	XXX.....	XXX.....	XXX.....	XXX.....					
11. 2023.....	XXX.....	XXX.....	XXX.....	XXX.....	XXX.....	XXX.....	XXX.....	XXX.....	XXX.....				

NONE

**SCHEDULE P - PART 3G - SPECIAL LIABILITY (OCEAN MARINE, AIRCRAFT (ALL PERILS),
BOILER AND MACHINERY)**

1. Prior.....	000.....											XXX.....	XXX.....
2. 2014.....												XXX.....	XXX.....
3. 2015.....	XXX.....											XXX.....	XXX.....
4. 2016.....	XXX.....	XXX.....										XXX.....	XXX.....
5. 2017.....	XXX.....	XXX.....	XXX.....									XXX.....	XXX.....
6. 2018.....	XXX.....	XXX.....	XXX.....	XXX.....								XXX.....	XXX.....
7. 2019.....	XXX.....	XXX.....	XXX.....	XXX.....	XXX.....							XXX.....	XXX.....
8. 2020.....	XXX.....	XXX.....	XXX.....	XXX.....	XXX.....	XXX.....						XXX.....	XXX.....
9. 2021.....	XXX.....	XXX.....	XXX.....	XXX.....	XXX.....	XXX.....	XXX.....					XXX.....	XXX.....
10. 2022.....	XXX.....	XXX.....	XXX.....	XXX.....	XXX.....	XXX.....	XXX.....	XXX.....				XXX.....	XXX.....
11. 2023.....	XXX.....	XXX.....	XXX.....	XXX.....	XXX.....	XXX.....	XXX.....	XXX.....	XXX.....	XXX.....		XXX.....	XXX.....

NONE

SCHEDULE P - PART 3H - SECTION 1 - OTHER LIABILITY - OCCURRENCE

1. Prior.....	000.....	5,153.....	7,495.....	9,104.....	8,589.....	8,589.....	8,589.....	8,589.....	8,589.....	8,589.....	0.....	0.....
2. 2014.....	0.....	0.....	0.....	0.....	0.....	0.....	0.....	0.....	0.....	0.....	0.....	0.....
3. 2015.....	XXX.....	0.....	0.....	0.....	0.....	0.....	0.....	0.....	0.....	0.....	0.....	0.....
4. 2016.....	XXX.....	XXX.....	0.....	0.....	0.....	0.....	0.....	0.....	0.....	0.....	0.....	0.....
5. 2017.....	XXX.....	XXX.....	XXX.....	0.....	0.....	0.....	0.....	0.....	0.....	0.....	0.....	0.....
6. 2018.....	XXX.....	XXX.....	XXX.....	XXX.....	0.....	0.....	0.....	0.....	0.....	0.....	0.....	0.....
7. 2019.....	XXX.....	XXX.....	XXX.....	XXX.....	XXX.....	0.....	0.....	0.....	0.....	0.....	0.....	0.....
8. 2020.....	XXX.....	XXX.....	XXX.....	XXX.....	XXX.....	XXX.....	0.....	0.....	0.....	0.....	0.....	0.....
9. 2021.....	XXX.....	XXX.....	XXX.....	XXX.....	XXX.....	XXX.....	XXX.....	0.....	0.....	0.....	0.....	0.....
10. 2022.....	XXX.....	XXX.....	XXX.....	XXX.....	XXX.....	XXX.....	XXX.....	XXX.....	0.....	0.....	0.....	0.....
11. 2023.....	XXX.....	XXX.....	XXX.....	XXX.....	XXX.....	XXX.....	XXX.....	XXX.....	XXX.....	XXX.....	0.....	0.....

SCHEDULE P - PART 3H - SECTION 2 - OTHER LIABILITY - CLAIMS-MADE

1. Prior.....	000.....												
2. 2014.....													
3. 2015.....	XXX.....												
4. 2016.....	XXX.....	XXX.....											
5. 2017.....	XXX.....	XXX.....	XXX.....										
6. 2018.....	XXX.....	XXX.....	XXX.....	XXX.....									
7. 2019.....	XXX.....	XXX.....	XXX.....	XXX.....	XXX.....								
8. 2020.....	XXX.....	XXX.....	XXX.....	XXX.....	XXX.....	XXX.....							
9. 2021.....	XXX.....	XXX.....	XXX.....	XXX.....	XXX.....	XXX.....	XXX.....						
10. 2022.....	XXX.....	XXX.....	XXX.....	XXX.....	XXX.....	XXX.....	XXX.....	XXX.....					
11. 2023.....	XXX.....	XXX.....	XXX.....	XXX.....	XXX.....	XXX.....	XXX.....	XXX.....	XXX.....				

NONE

**ANNUAL STATEMENT FOR THE YEAR 2023 OF THE PROVIDENCE WASHINGTON INSURANCE COMPANY
SCHEDULE P - PART 3I - SPECIAL PROPERTY (FIRE, ALLIED LINES, INLAND MARINE,
EARTHQUAKE, BURGLARY, AND THEFT)**

Years in Which Losses Were Incurred	CUMULATIVE PAID NET LOSSES AND DEFENSE AND COST CONTAINMENT EXPENSES REPORTED AT YEAR END (\$000 OMITTED)										11 Number of Claims Closed With Loss Payment	12 Number of Claims Closed Without Loss Payment	
	1 2014	2 2015	3 2016	4 2017	5 2018	6 2019	7 2020	8 2021	9 2022	10 2023			
1. Prior.....	XXX	XXX	XXX	XXX	XXX	XXX	XXX	XXX	XXX	XXX	XXX	XXX	XXX
2. 2022.....	XXX	XXX	XXX	XXX	XXX	XXX	XXX	XXX	XXX	XXX	XXX	XXX	XXX
3. 2023.....	XXX	XXX	XXX	XXX	XXX	XXX	XXX	XXX	XXX	XXX	XXX	XXX	XXX

SCHEDULE P - PART 3J - AUTO PHYSICAL DAMAGE

1. Prior.....	XXX	XXX	XXX	XXX	XXX	XXX	XXX	XXX	XXX	XXX	XXX	XXX	XXX
2. 2022.....	XXX	XXX	XXX	XXX	XXX	XXX	XXX	XXX	XXX	XXX	XXX	XXX	XXX
3. 2023.....	XXX	XXX	XXX	XXX	XXX	XXX	XXX	XXX	XXX	XXX	XXX	XXX	XXX

SCHEDULE P - PART 3K - FIDELITY/SURETY

1. Prior.....	XXX	XXX	XXX	XXX	XXX	XXX	XXX	XXX	XXX	XXX	XXX	XXX	XXX
2. 2022.....	XXX	XXX	XXX	XXX	XXX	XXX	XXX	XXX	XXX	XXX	XXX	XXX	XXX
3. 2023.....	XXX	XXX	XXX	XXX	XXX	XXX	XXX	XXX	XXX	XXX	XXX	XXX	XXX

SCHEDULE P - PART 3L - OTHER (INCLUDING CREDIT, ACCIDENT AND HEALTH)

1. Prior.....	XXX	XXX	XXX	XXX	XXX	XXX	XXX	XXX	XXX	XXX	XXX	XXX	XXX
2. 2022.....	XXX	XXX	XXX	XXX	XXX	XXX	XXX	XXX	XXX	XXX	XXX	XXX	XXX
3. 2023.....	XXX	XXX	XXX	XXX	XXX	XXX	XXX	XXX	XXX	XXX	XXX	XXX	XXX

SCHEDULE P - PART 3M - INTERNATIONAL

1. Prior.....	000											XXX	XXX
2. 2014.....												XXX	XXX
3. 2015.....	XXX											XXX	XXX
4. 2016.....	XXX	XXX										XXX	XXX
5. 2017.....	XXX	XXX	XXX									XXX	XXX
6. 2018.....	XXX	XXX	XXX	XXX								XXX	XXX
7. 2019.....	XXX	XXX	XXX	XXX	XXX							XXX	XXX
8. 2020.....	XXX	XXX	XXX	XXX	XXX	XXX						XXX	XXX
9. 2021.....	XXX	XXX	XXX	XXX	XXX	XXX	XXX					XXX	XXX
10. 2022.....	XXX	XXX	XXX	XXX	XXX	XXX	XXX	XXX				XXX	XXX
11. 2023.....	XXX	XXX	XXX	XXX	XXX	XXX	XXX	XXX	XXX	XXX		XXX	XXX

ANNUAL STATEMENT FOR THE YEAR 2023 OF THE PROVIDENCE WASHINGTON INSURANCE COMPANY

**SCHEDULE P - PART 3N - REINSURANCE
NONPROPORTIONAL ASSUMED PROPERTY**

Years in Which Losses Were Incurred	CUMULATIVE PAID NET LOSSES AND DEFENSE AND COST CONTAINMENT EXPENSES REPORTED AT YEAR END (\$000 OMITTED)										11 Number of Claims Closed With Loss Payment	12 Number of Claims Closed Without Loss Payment	
	1	2	3	4	5	6	7	8	9	10			
	2014	2015	2016	2017	2018	2019	2020	2021	2022	2023			
1. Prior.....	000.....											XXX.....	XXX.....
2. 2014.....												XXX.....	XXX.....
3. 2015.....	XXX.....											XXX.....	XXX.....
4. 2016.....	XXX.....	XXX.....										XXX.....	XXX.....
5. 2017.....	XXX.....	XXX.....	XXX.....									XXX.....	XXX.....
6. 2018.....	XXX.....	XXX.....	XXX.....	XXX.....								XXX.....	XXX.....
7. 2019.....	XXX.....	XXX.....	XXX.....	XXX.....	XXX.....							XXX.....	XXX.....
8. 2020.....	XXX.....	XXX.....	XXX.....	XXX.....	XXX.....	XXX.....						XXX.....	XXX.....
9. 2021.....	XXX.....	XXX.....	XXX.....	XXX.....	XXX.....	XXX.....	XXX.....					XXX.....	XXX.....
10. 2022.....	XXX.....	XXX.....	XXX.....	XXX.....	XXX.....	XXX.....	XXX.....	XXX.....				XXX.....	XXX.....
11. 2023.....	XXX.....	XXX.....	XXX.....	XXX.....	XXX.....	XXX.....	XXX.....	XXX.....	XXX.....	XXX.....		XXX.....	XXX.....

**SCHEDULE P - PART 3O - REINSURANCE
NONPROPORTIONAL ASSUMED LIABILITY**

1. Prior.....	000.....	2,383.....	2,721.....	5,657.....	8,052.....	8,052.....	8,052.....	8,052.....	8,052.....	8,052.....	XXX.....	XXX.....
2. 2014.....	0.....	0.....	0.....	0.....	0.....	0.....	0.....	0.....	0.....	0.....	XXX.....	XXX.....
3. 2015.....	XXX.....	0.....	0.....	0.....	0.....	0.....	0.....	0.....	0.....	0.....	XXX.....	XXX.....
4. 2016.....	XXX.....	XXX.....	0.....	0.....	0.....	0.....	0.....	0.....	0.....	0.....	XXX.....	XXX.....
5. 2017.....	XXX.....	XXX.....	XXX.....	0.....	0.....	0.....	0.....	0.....	0.....	0.....	XXX.....	XXX.....
6. 2018.....	XXX.....	XXX.....	XXX.....	XXX.....	0.....	0.....	0.....	0.....	0.....	0.....	XXX.....	XXX.....
7. 2019.....	XXX.....	XXX.....	XXX.....	XXX.....	XXX.....	0.....	0.....	0.....	0.....	0.....	XXX.....	XXX.....
8. 2020.....	XXX.....	XXX.....	XXX.....	XXX.....	XXX.....	XXX.....	0.....	0.....	0.....	0.....	XXX.....	XXX.....
9. 2021.....	XXX.....	XXX.....	XXX.....	XXX.....	XXX.....	XXX.....	XXX.....	0.....	0.....	0.....	XXX.....	XXX.....
10. 2022.....	XXX.....	XXX.....	XXX.....	XXX.....	XXX.....	XXX.....	XXX.....	XXX.....	0.....	0.....	XXX.....	XXX.....
11. 2023.....	XXX.....	XXX.....	XXX.....	XXX.....	XXX.....	XXX.....	XXX.....	XXX.....	XXX.....	0.....	XXX.....	XXX.....

**SCHEDULE P - PART 3P - REINSURANCE
NONPROPORTIONAL ASSUMED FINANCIAL LINES**

1. Prior.....	000.....											XXX.....	XXX.....
2. 2014.....												XXX.....	XXX.....
3. 2015.....	XXX.....											XXX.....	XXX.....
4. 2016.....	XXX.....	XXX.....										XXX.....	XXX.....
5. 2017.....	XXX.....	XXX.....	XXX.....									XXX.....	XXX.....
6. 2018.....	XXX.....	XXX.....	XXX.....	XXX.....								XXX.....	XXX.....
7. 2019.....	XXX.....	XXX.....	XXX.....	XXX.....	XXX.....							XXX.....	XXX.....
8. 2020.....	XXX.....	XXX.....	XXX.....	XXX.....	XXX.....	XXX.....						XXX.....	XXX.....
9. 2021.....	XXX.....	XXX.....	XXX.....	XXX.....	XXX.....	XXX.....	XXX.....					XXX.....	XXX.....
10. 2022.....	XXX.....	XXX.....	XXX.....	XXX.....	XXX.....	XXX.....	XXX.....	XXX.....				XXX.....	XXX.....
11. 2023.....	XXX.....	XXX.....	XXX.....	XXX.....	XXX.....	XXX.....	XXX.....	XXX.....	XXX.....	XXX.....		XXX.....	XXX.....

Schedule P - Part 3R - Section 1 - Product Liability - Occurrence

N O N E

Schedule P - Part 3R - Section 2 - Product Liability - Claims-Made

N O N E

Schedule P - Part 3S - Financial Guaranty/Mortgage Guaranty

N O N E

Schedule P - Part 3T - Warranty

N O N E

Schedule P - Part 4A - Homeowners/Farmowners

N O N E

Schedule P - Part 4B - Private Passenger Auto Liability/Medical

N O N E

Schedule P - Part 4C - Commercial Auto/Truck Liability/Medical

N O N E

Schedule P - Part 4D - Workers' Compensation (Excluding Excess Workers' Compensation)

N O N E

Schedule P - Part 4E - Commercial Multiple Peril

N O N E

Schedule P - Part 4F - Section 1 - Medical Professional Liability - Occurrence

N O N E

Schedule P - Part 4F - Section 2 - Medical Professional Liability - Claims-Made

N O N E

Schedule P - Part 4G - Special Liability

N O N E

Schedule P - Part 4H - Section 1 - Other Liability - Occurrence

N O N E

Schedule P - Part 4H - Section 2 - Other Liability - Claims-Made

N O N E

Schedule P - Part 4I - Special Property

NONE

Schedule P - Part 4J - Auto Physical Damage

NONE

Schedule P - Part 4K - Fidelity/Surety

NONE

Schedule P - Part 4L - Other (Including Credit, Accident and Health)

NONE

Schedule P - Part 4M - International

NONE

Schedule P - Part 4N - Reinsurance - Nonproportional Assumed Property

NONE

Schedule P - Part 4O - Reinsurance - Nonproportional Assumed Liability

NONE

Schedule P - Part 4P - Reinsurance - Nonproportional Assumed Financial Lines

NONE

Schedule P - Part 4R - Section 1 - Products Liability - Occurrence

NONE

Schedule P - Part 4R - Section 2 - Products Liability - Claims-Made

NONE

Schedule P - Part 4S - Financial Guaranty/Mortgage Guaranty

NONE

Schedule P - Part 4T - Warranty

NONE

Schedule P - Part 5A - Homeowners/Farmowners - Section 1

NONE

Schedule P - Part 5A - Homeowners/Farmowners - Section 2

NONE

Schedule P - Part 5A - Homeowners/Farmowners - Section 3

N O N E

Schedule P - Part 5B - Private Passenger Auto Liability/Medical - Section 1

N O N E

Schedule P - Part 5B - Private Passenger Auto Liability/Medical - Section 2

N O N E

Schedule P - Part 5B - Private Passenger Auto Liability/Medical - Section 3

N O N E

Schedule P - Part 5C - Commercial Auto/Truck Liability/Medical - Section 1

N O N E

Schedule P - Part 5C - Commercial Auto/Truck Liability/Medical - Section 2

N O N E

Schedule P - Part 5C - Commercial Auto/Truck Liability/Medical - Section 3

N O N E

Schedule P-Part 5D-Workers' Compensation (Excluding Excess Workers' Compensation)-Section 1

N O N E

Schedule P-Part 5D-Workers' Compensation (Excluding Excess Workers' Compensation)-Section 2

N O N E

Schedule P-Part 5D-Workers' Compensation (Excluding Excess Workers' Compensation)-Section 3

N O N E

Schedule P - Part 5E - Commercial Multiple Peril - Section 1

N O N E

Schedule P - Part 5E - Commercial Multiple Peril - Section 2

N O N E

Schedule P - Part 5E - Commercial Multiple Peril - Section 3

N O N E

Schedule P - Part 5F - Medical Professional Liability - Occurrence - Section 1A

N O N E

Schedule P - Part 5F - Medical Professional Liability - Occurrence - Section 2A

NONE

Schedule P - Part 5F - Medical Professional Liability - Occurrence - Section 3A

NONE

Schedule P - Part 5F - Medical Professional Liability - Claims-Made - Section 1B

NONE

Schedule P - Part 5F - Medical Professional Liability - Claims-Made - Section 2B

NONE

Schedule P - Part 5F - Medical Professional Liability - Claims-Made - Section 3B

NONE

Schedule P - Part 5H - Other Liability - Occurrence - Section 1A

NONE

Schedule P - Part 5H - Other Liability - Occurrence - Section 2A

NONE

Schedule P - Part 5H - Other Liability - Occurrence - Section 3A

NONE

Schedule P - Part 5H - Other Liability - Claims-Made - Section 1B

NONE

Schedule P - Part 5H - Other Liability - Claims-Made - Section 2B

NONE

Schedule P - Part 5H - Other Liability - Claims-Made - Section 3B

NONE

Schedule P - Part 5R - Products Liability - Occurrence - Section 1A

NONE

Schedule P - Part 5R - Products Liability - Occurrence - Section 2A

NONE

Schedule P - Part 5R - Products Liability - Occurrence - Section 3A

NONE

Schedule P - Part 5R - Products Liability - Claims-Made - Section 1B

NONE

Schedule P - Part 5R - Products Liability - Claims-Made - Section 2B

NONE

Schedule P - Part 5R - Products Liability - Claims-Made - Section 3B

NONE

Schedule P - Part 5T - Warranty - Section 1

NONE

Schedule P - Part 5T - Warranty - Section 2

NONE

Schedule P - Part 5T - Warranty - Section 3

NONE

ANNUAL STATEMENT FOR THE YEAR 2023 OF THE PROVIDENCE WASHINGTON INSURANCE COMPANY
SCHEDULE P - PART 6C - COMMERCIAL AUTO/TRUCK LIABILITY/MEDICAL
SECTION 1

Years in Which Premiums Were Earned and Losses Were Incurred	CUMULATIVE PREMIUMS EARNED DIRECT AND ASSUMED AT YEAR END (\$000 OMITTED)										11 Current Year Premiums Earned
	1	2	3	4	5	6	7	8	9	10	
	2014	2015	2016	2017	2018	2019	2020	2021	2022	2023	
1. Prior.....	0	0	0	0	0	0	0	0	0	0	0
2. 2014.....	0	0	0	0	0	0	0	0	0	0	0
3. 2015.....	XXX	0	0	0	0	0	0	0	0	0	0
4. 2016.....	XXX	XXX	28	28	28	28	28	28	28	28	28
5. 2017.....	XXX	XXX	XXX	0	0	0	0	0	0	0	0
6. 2018.....	XXX	XXX	XXX	XXX	0	0	0	0	0	0	0
7. 2019.....	XXX	XXX	XXX	XXX	XXX	0	0	0	0	0	0
8. 2020.....	XXX	XXX	XXX	XXX	XXX	XXX	0	0	0	0	0
9. 2021.....	XXX	XXX	XXX	XXX	XXX	XXX	XXX	0	0	0	0
10. 2022.....	XXX	XXX	XXX	XXX	XXX	XXX	XXX	XXX	0	0	0
11. 2023.....	XXX	XXX	XXX	XXX	XXX	XXX	XXX	XXX	XXX	0	0
12. Totals.....	XXX	XXX	XXX	XXX	XXX	XXX	XXX	XXX	XXX	XXX	0
13. Earned Premiums (Sch P-Pt. 1)	0	0	28	0	0	0	0	0	0	0	XXX

SECTION 2

Years in Which Premiums Were Earned and Losses Were Incurred	CUMULATIVE PREMIUMS EARNED CEDED AT YEAR END (\$000 OMITTED)										11 Current Year Premiums Earned
	1	2	3	4	5	6	7	8	9	10	
	2014	2015	2016	2017	2018	2019	2020	2021	2022	2023	
1. Prior.....	(17)	0	0	0	0	0	0	0	0	0	0
2. 2014.....	0	0	0	0	0	0	0	0	0	0	0
3. 2015.....	XXX	0	0	0	0	0	0	0	0	0	0
4. 2016.....	XXX	XXX	0	0	0	0	0	0	0	0	0
5. 2017.....	XXX	XXX	XXX	0	0	0	0	0	0	0	0
6. 2018.....	XXX	XXX	XXX	XXX	1	1	1	1	1	1	1
7. 2019.....	XXX	XXX	XXX	XXX	XXX	0	0	0	0	0	0
8. 2020.....	XXX	XXX	XXX	XXX	XXX	XXX	0	0	0	0	0
9. 2021.....	XXX	XXX	XXX	XXX	XXX	XXX	XXX	0	0	0	0
10. 2022.....	XXX	XXX	XXX	XXX	XXX	XXX	XXX	XXX	0	0	0
11. 2023.....	XXX	XXX	XXX	XXX	XXX	XXX	XXX	XXX	XXX	0	0
12. Totals.....	XXX	XXX	XXX	XXX	XXX	XXX	XXX	XXX	XXX	XXX	0
13. Earned Premiums (Sch P-Pt. 1)	(17)	0	0	0	1	0	0	0	0	0	XXX

SCHEDULE P - PART 6D - WORKERS' COMPENSATION
(EXCLUDING EXCESS WORKERS' COMPENSATION)
SECTION 1

Years in Which Premiums Were Earned and Losses Were Incurred	CUMULATIVE PREMIUMS EARNED DIRECT AND ASSUMED AT YEAR END (\$000 OMITTED)										11 Current Year Premiums Earned
	1	2	3	4	5	6	7	8	9	10	
	2014	2015	2016	2017	2018	2019	2020	2021	2022	2023	
1. Prior.....											
2. 2014.....											
3. 2015.....	XXX										
4. 2016.....	XXX	XXX									
5. 2017.....	XXX	XXX									
6. 2018.....	XXX	XXX									
7. 2019.....	XXX	XXX									
8. 2020.....	XXX	XXX									
9. 2021.....	XXX	XXX									
10. 2022.....	XXX	XXX	XXX	XXX	XXX	XXX	XXX	XXX			
11. 2023.....	XXX	XXX	XXX	XXX	XXX	XXX	XXX	XXX	XXX		
12. Totals.....	XXX	XXX	XXX	XXX	XXX	XXX	XXX	XXX	XXX	XXX	
13. Earned Premiums (Sch P-Pt. 1)											XXX

SECTION 2

Years in Which Premiums Were Earned and Losses Were Incurred	CUMULATIVE PREMIUMS EARNED CEDED AT YEAR END (\$000 OMITTED)										11 Current Year Premiums Earned
	1	2	3	4	5	6	7	8	9	10	
	2014	2015	2016	2017	2018	2019	2020	2021	2022	2023	
1. Prior.....	(44)	(56)	0	0	0	0	0	0	0	0	0
2. 2014.....	0	0	0	0	0	0	0	0	0	0	0
3. 2015.....	XXX	0	0	0	0	0	0	0	0	0	0
4. 2016.....	XXX	XXX	18,445	18,445	18,445	18,445	18,445	18,445	18,445	18,445	18,445
5. 2017.....	XXX	XXX	XXX	0	0	0	0	0	0	0	0
6. 2018.....	XXX	XXX	XXX	XXX	3,057	3,057	3,057	3,057	3,057	3,057	3,057
7. 2019.....	XXX	XXX	XXX	XXX	XXX	0	0	0	0	0	0
8. 2020.....	XXX	XXX	XXX	XXX	XXX	XXX	0	0	0	0	0
9. 2021.....	XXX	XXX	XXX	XXX	XXX	XXX	XXX	0	0	0	0
10. 2022.....	XXX	XXX	XXX	XXX	XXX	XXX	XXX	XXX	0	0	0
11. 2023.....	XXX	XXX	XXX	XXX	XXX	XXX	XXX	XXX	XXX	0	0
12. Totals.....	XXX	XXX	XXX	XXX	XXX	XXX	XXX	XXX	XXX	XXX	0
13. Earned Premiums (Sch P-Pt. 1)	(44)	(56)	18,445	0	3,057	0	0	0	0	0	XXX

**ANNUAL STATEMENT FOR THE YEAR 2023 OF THE PROVIDENCE WASHINGTON INSURANCE COMPANY
SCHEDULE P - PART 6E - COMMERCIAL MULTIPLE PERIL
SECTION 1**

Years in Which Premiums Were Earned and Losses Were Incurred	CUMULATIVE PREMIUMS EARNED DIRECT AND ASSUMED AT YEAR END (\$000 OMITTED)										11 Current Year Premiums Earned	
	1 2014	2 2015	3 2016	4 2017	5 2018	6 2019	7 2020	8 2021	9 2022	10 2023		
1. Prior.....												
2. 2014.....												
3. 2015.....	XXX											
4. 2016.....	XXX	XXX										
5. 2017.....	XXX	XXX										
6. 2018.....	XXX	XXX										
7. 2019.....	XXX	XXX										
8. 2020.....	XXX	XXX										
9. 2021.....	XXX	XXX										
10. 2022.....	XXX	XXX	XXX	XXX	XXX	XXX	XXX	XXX	XXX			
11. 2023.....	XXX	XXX	XXX	XXX	XXX	XXX	XXX	XXX	XXX	XXX		
12. Totals.....	XXX	XXX	XXX	XXX	XXX	XXX	XXX	XXX	XXX	XXX	XXX	
13. Earned Premiums (Sch P-Pt. 1)												XXX

SECTION 2

Years in Which Premiums Were Earned and Losses Were Incurred	CUMULATIVE PREMIUMS EARNED CEDED AT YEAR END (\$000 OMITTED)										11 Current Year Premiums Earned	
	1 2014	2 2015	3 2016	4 2017	5 2018	6 2019	7 2020	8 2021	9 2022	10 2023		
1. Prior.....	(50)	(113)	0	0	0	0	0	0	0	0	0	
2. 2014.....	0	0	0	0	0	0	0	0	0	0	0	
3. 2015.....	XXX	0	0	0	0	0	0	0	0	0	0	
4. 2016.....	XXX	XXX	0	0	0	0	0	0	0	0	0	
5. 2017.....	XXX	XXX	XXX	0	0	0	0	0	0	0	0	
6. 2018.....	XXX	XXX	XXX	XXX	2,154	2,154	2,154	2,154	2,154	2,154	2,154	
7. 2019.....	XXX	XXX	XXX	XXX	XXX	0	0	0	0	0	0	
8. 2020.....	XXX	XXX	XXX	XXX	XXX	XXX	0	0	0	0	0	
9. 2021.....	XXX	XXX	XXX	XXX	XXX	XXX	XXX	0	0	0	0	
10. 2022.....	XXX	XXX	XXX	XXX	XXX	XXX	XXX	XXX	0	0	0	
11. 2023.....	XXX	XXX	XXX	XXX	XXX	XXX	XXX	XXX	XXX	0	0	
12. Totals.....	XXX	XXX	XXX	XXX	XXX	XXX	XXX	XXX	XXX	XXX	XXX	0
13. Earned Premiums (Sch P-Pt. 1)	(50)	(113)	0	0	2,154	0	0	0	0	0	0	XXX

**SCHEDULE P - PART 6H - OTHER LIABILITY - OCCURRENCE
SECTION 1A**

Years in Which Premiums Were Earned and Losses Were Incurred	CUMULATIVE PREMIUMS EARNED DIRECT AND ASSUMED AT YEAR END (\$000 OMITTED)										11 Current Year Premiums Earned	
	1 2014	2 2015	3 2016	4 2017	5 2018	6 2019	7 2020	8 2021	9 2022	10 2023		
1. Prior.....												
2. 2014.....												
3. 2015.....	XXX											
4. 2016.....	XXX	XXX										
5. 2017.....	XXX	XXX										
6. 2018.....	XXX	XXX										
7. 2019.....	XXX	XXX										
8. 2020.....	XXX	XXX										
9. 2021.....	XXX	XXX										
10. 2022.....	XXX	XXX	XXX	XXX	XXX	XXX	XXX	XXX	XXX			
11. 2023.....	XXX	XXX	XXX	XXX	XXX	XXX	XXX	XXX	XXX	XXX		
12. Totals.....	XXX	XXX	XXX	XXX	XXX	XXX	XXX	XXX	XXX	XXX	XXX	
13. Earned Premiums (Sch P-Pt. 1)												XXX

SECTION 2A

Years in Which Premiums Were Earned and Losses Were Incurred	CUMULATIVE PREMIUMS EARNED CEDED AT YEAR END (\$000 OMITTED)										11 Current Year Premiums Earned	
	1 2014	2 2015	3 2016	4 2017	5 2018	6 2019	7 2020	8 2021	9 2022	10 2023		
1. Prior.....	0	(100)	0	0	0	0	0	0	0	0	0	
2. 2014.....	0	0	0	0	0	0	0	0	0	0	0	
3. 2015.....	XXX	0	0	0	0	0	0	0	0	0	0	
4. 2016.....	XXX	XXX	0	0	0	0	0	0	0	0	0	
5. 2017.....	XXX	XXX	XXX	0	0	0	0	0	0	0	0	
6. 2018.....	XXX	XXX	XXX	XXX	13,467	13,467	13,467	13,467	13,467	13,467	13,467	
7. 2019.....	XXX	XXX	XXX	XXX	XXX	0	0	0	0	0	0	
8. 2020.....	XXX	XXX	XXX	XXX	XXX	XXX	0	0	0	0	0	
9. 2021.....	XXX	XXX	XXX	XXX	XXX	XXX	XXX	0	0	0	0	
10. 2022.....	XXX	XXX	XXX	XXX	XXX	XXX	XXX	XXX	0	0	0	
11. 2023.....	XXX	XXX	XXX	XXX	XXX	XXX	XXX	XXX	XXX	0	0	
12. Totals.....	XXX	XXX	XXX	XXX	XXX	XXX	XXX	XXX	XXX	XXX	XXX	0
13. Earned Premiums (Sch P-Pt. 1)	0	(100)	0	0	13,467	0	0	0	0	0	0	XXX

**ANNUAL STATEMENT FOR THE YEAR 2023 OF THE PROVIDENCE WASHINGTON INSURANCE COMPANY
SCHEDULE P - PART 6H - OTHER LIABILITY - CLAIMS-MADE**

SECTION 1B

Years in Which Premiums Were Earned and Losses Were Incurred	CUMULATIVE PREMIUMS EARNED DIRECT AND ASSUMED AT YEAR END (\$000 OMITTED)										11 Current Year Premiums Earned
	1 2014	2 2015	3 2016	4 2017	5 2018	6 2019	7 2020	8 2021	9 2022	10 2023	
1. Prior.....											
2. 2014.....											
3. 2015.....	XXX										
4. 2016.....	XXX	XXX									
5. 2017.....	XXX	XXX									
6. 2018.....	XXX	XXX									
7. 2019.....	XXX	XXX									
8. 2020.....	XXX	XXX									
9. 2021.....	XXX	XXX									
10. 2022.....	XXX	XXX	XXX	XXX	XXX	XXX	XXX	XXX			
11. 2023.....	XXX	XXX	XXX	XXX	XXX	XXX	XXX	XXX	XXX		
12. Totals.....	XXX	XXX	XXX	XXX	XXX	XXX	XXX	XXX	XXX	XXX	
13. Earned Premiums (Sch P-Pt. 1)											XXX

SECTION 2B

Years in Which Premiums Were Earned and Losses Were Incurred	CUMULATIVE PREMIUMS EARNED CEDED AT YEAR END (\$000 OMITTED)										11 Current Year Premiums Earned
	1 2014	2 2015	3 2016	4 2017	5 2018	6 2019	7 2020	8 2021	9 2022	10 2023	
1. Prior.....											
2. 2014.....											
3. 2015.....	XXX										
4. 2016.....	XXX	XXX									
5. 2017.....	XXX	XXX									
6. 2018.....	XXX	XXX									
7. 2019.....	XXX	XXX									
8. 2020.....	XXX	XXX									
9. 2021.....	XXX	XXX									
10. 2022.....	XXX	XXX	XXX	XXX	XXX	XXX	XXX	XXX			
11. 2023.....	XXX	XXX	XXX	XXX	XXX	XXX	XXX	XXX	XXX		
12. Totals.....	XXX	XXX	XXX	XXX	XXX	XXX	XXX	XXX	XXX	XXX	
13. Earned Premiums (Sch P-Pt. 1)											XXX

**SCHEDULE P - PART 6M - INTERNATIONAL
SECTION 1**

Years in Which Premiums Were Earned and Losses Were Incurred	CUMULATIVE PREMIUMS EARNED DIRECT AND ASSUMED AT YEAR END (\$000 OMITTED)										11 Current Year Premiums Earned
	1 2014	2 2015	3 2016	4 2017	5 2018	6 2019	7 2020	8 2021	9 2022	10 2023	
1. Prior.....											
2. 2014.....											
3. 2015.....	XXX										
4. 2016.....	XXX	XXX									
5. 2017.....	XXX	XXX									
6. 2018.....	XXX	XXX									
7. 2019.....	XXX	XXX									
8. 2020.....	XXX	XXX									
9. 2021.....	XXX	XXX									
10. 2022.....	XXX	XXX	XXX	XXX	XXX	XXX	XXX	XXX			
11. 2023.....	XXX	XXX	XXX	XXX	XXX	XXX	XXX	XXX	XXX		
12. Totals.....	XXX	XXX	XXX	XXX	XXX	XXX	XXX	XXX	XXX	XXX	
13. Earned Premiums (Sch P-Pt. 1)											XXX

SECTION 2

Years in Which Premiums Were Earned and Losses Were Incurred	CUMULATIVE PREMIUMS EARNED CEDED AT YEAR END (\$000 OMITTED)										11 Current Year Premiums Earned
	1 2014	2 2015	3 2016	4 2017	5 2018	6 2019	7 2020	8 2021	9 2022	10 2023	
1. Prior.....											
2. 2014.....											
3. 2015.....	XXX										
4. 2016.....	XXX	XXX									
5. 2017.....	XXX	XXX									
6. 2018.....	XXX	XXX									
7. 2019.....	XXX	XXX									
8. 2020.....	XXX	XXX									
9. 2021.....	XXX	XXX									
10. 2022.....	XXX	XXX	XXX	XXX	XXX	XXX	XXX	XXX			
11. 2023.....	XXX	XXX	XXX	XXX	XXX	XXX	XXX	XXX	XXX		
12. Totals.....	XXX	XXX	XXX	XXX	XXX	XXX	XXX	XXX	XXX	XXX	
13. Earned Premiums (Sch P-Pt. 1)											XXX

**ANNUAL STATEMENT FOR THE YEAR 2023 OF THE PROVIDENCE WASHINGTON INSURANCE COMPANY
SCHEDULE P - PART 6N - REINSURANCE - NONPROPORTIONAL ASSUMED PROPERTY
SECTION 1**

Years in Which Premiums Were Earned and Losses Were Incurred	CUMULATIVE PREMIUMS EARNED DIRECT AND ASSUMED AT YEAR END (\$000 OMITTED)										11 Current Year Premiums Earned
	1 2014	2 2015	3 2016	4 2017	5 2018	6 2019	7 2020	8 2021	9 2022	10 2023	
1. Prior.....											
2. 2014.....											
3. 2015.....	XXX										
4. 2016.....	XXX	XXX									
5. 2017.....	XXX	XXX	XXX								
6. 2018.....	XXX	XXX	XXX	XXX							
7. 2019.....	XXX	XXX	XXX	XXX	XXX						
8. 2020.....	XXX	XXX	XXX	XXX	XXX	XXX					
9. 2021.....	XXX	XXX	XXX	XXX	XXX	XXX	XXX				
10. 2022.....	XXX	XXX	XXX	XXX	XXX	XXX	XXX	XXX			
11. 2023.....	XXX	XXX	XXX	XXX	XXX	XXX	XXX	XXX	XXX		
12. Totals.....	XXX	XXX	XXX	XXX	XXX	XXX	XXX	XXX	XXX	XXX	
13. Earned Premiums (Sch P-Pt. 1)											XXX

SECTION 2

Years in Which Premiums Were Earned and Losses Were Incurred	CUMULATIVE PREMIUMS EARNED CEDED AT YEAR END (\$000 OMITTED)										11 Current Year Premiums Earned
	1 2014	2 2015	3 2016	4 2017	5 2018	6 2019	7 2020	8 2021	9 2022	10 2023	
1. Prior.....											
2. 2014.....											
3. 2015.....	XXX										
4. 2016.....	XXX	XXX									
5. 2017.....	XXX	XXX	XXX								
6. 2018.....	XXX	XXX	XXX	XXX							
7. 2019.....	XXX	XXX	XXX	XXX	XXX						
8. 2020.....	XXX	XXX	XXX	XXX	XXX	XXX					
9. 2021.....	XXX	XXX	XXX	XXX	XXX	XXX	XXX				
10. 2022.....	XXX	XXX	XXX	XXX	XXX	XXX	XXX	XXX			
11. 2023.....	XXX	XXX	XXX	XXX	XXX	XXX	XXX	XXX	XXX		
12. Totals.....	XXX	XXX	XXX	XXX	XXX	XXX	XXX	XXX	XXX	XXX	
13. Earned Premiums (Sch P-Pt. 1)											XXX

**SCHEDULE P - PART 6O - REINSURANCE - NONPROPORTIONAL ASSUMED LIABILITY
SECTION 1**

Years in Which Premiums Were Earned and Losses Were Incurred	CUMULATIVE PREMIUMS EARNED DIRECT AND ASSUMED AT YEAR END (\$000 OMITTED)										11 Current Year Premiums Earned
	1 2014	2 2015	3 2016	4 2017	5 2018	6 2019	7 2020	8 2021	9 2022	10 2023	
1. Prior.....	0	0	0	0	0	0	0	0	0	0	0
2. 2014.....	26	26	26	26	26	26	26	26	26	26	26
3. 2015.....	XXX	0	0	0	0	0	0	0	0	0	0
4. 2016.....	XXX	XXX	0	0	0	0	0	0	0	0	0
5. 2017.....	XXX	XXX	XXX	0	0	0	0	0	0	0	0
6. 2018.....	XXX	XXX	XXX	XXX	0	0	0	0	0	0	0
7. 2019.....	XXX	XXX	XXX	XXX	XXX	0	0	0	0	0	0
8. 2020.....	XXX	XXX	XXX	XXX	XXX	XXX	0	0	0	0	0
9. 2021.....	XXX	XXX	XXX	XXX	XXX	XXX	XXX	0	0	0	0
10. 2022.....	XXX	XXX	XXX	XXX	XXX	XXX	XXX	XXX	0	0	0
11. 2023.....	XXX	XXX	XXX	XXX	XXX	XXX	XXX	XXX	XXX	0	0
12. Totals.....	XXX	XXX	XXX	XXX	XXX	XXX	XXX	XXX	XXX	XXX	0
13. Earned Premiums (Sch P-Pt. 1)	26	0	0	0	0	0	0	0	0	0	XXX

SECTION 2

Years in Which Premiums Were Earned and Losses Were Incurred	CUMULATIVE PREMIUMS EARNED CEDED AT YEAR END (\$000 OMITTED)										11 Current Year Premiums Earned
	1 2014	2 2015	3 2016	4 2017	5 2018	6 2019	7 2020	8 2021	9 2022	10 2023	
1. Prior.....	0	0	0	0	0	0	0	0	0	0	0
2. 2014.....	0	0	0	0	0	0	0	0	0	0	0
3. 2015.....	XXX	0	0	0	0	0	0	0	0	0	0
4. 2016.....	XXX	XXX	0	0	0	0	0	0	0	0	0
5. 2017.....	XXX	XXX	XXX	0	0	0	0	0	0	0	0
6. 2018.....	XXX	XXX	XXX	XXX	19,041	19,041	19,041	19,041	19,041	19,041	19,041
7. 2019.....	XXX	XXX	XXX	XXX	XXX	0	0	0	0	0	0
8. 2020.....	XXX	XXX	XXX	XXX	XXX	XXX	0	0	0	0	0
9. 2021.....	XXX	XXX	XXX	XXX	XXX	XXX	XXX	0	0	0	0
10. 2022.....	XXX	XXX	XXX	XXX	XXX	XXX	XXX	XXX	0	0	0
11. 2023.....	XXX	XXX	XXX	XXX	XXX	XXX	XXX	XXX	XXX	0	0
12. Totals.....	XXX	XXX	XXX	XXX	XXX	XXX	XXX	XXX	XXX	XXX	0
13. Earned Premiums (Sch P-Pt. 1)	0	0	0	0	19,041	0	0	0	0	0	XXX

ANNUAL STATEMENT FOR THE YEAR 2023 OF THE PROVIDENCE WASHINGTON INSURANCE COMPANY
SCHEDULE P - PART 6R - PRODUCTS LIABILITY - OCCURRENCE
SECTION 1A

Years in Which Premiums Were Earned and Losses Were Incurred	CUMULATIVE PREMIUMS EARNED DIRECT AND ASSUMED AT YEAR END (\$000 OMITTED)										11 Current Year Premiums Earned
	1 2014	2 2015	3 2016	4 2017	5 2018	6 2019	7 2020	8 2021	9 2022	10 2023	
1. Prior.....											
2. 2014.....											
3. 2015.....	XXX										
4. 2016.....	XXX	XXX									
5. 2017.....	XXX	XXX									
6. 2018.....	XXX	XXX									
7. 2019.....	XXX	XXX									
8. 2020.....	XXX	XXX									
9. 2021.....	XXX	XXX									
10. 2022.....	XXX	XXX	XXX	XXX	XXX	XXX	XXX	XXX	XXX	XXX	
11. 2023.....	XXX	XXX	XXX	XXX	XXX	XXX	XXX	XXX	XXX	XXX	
12. Totals.....	XXX	XXX	XXX	XXX	XXX	XXX	XXX	XXX	XXX	XXX	XXX
13. Earned Premiums (Sch P-Pt. 1)											XXX

SECTION 2A

Years in Which Premiums Were Earned and Losses Were Incurred	CUMULATIVE PREMIUMS EARNED CEDED AT YEAR END (\$000 OMITTED)										11 Current Year Premiums Earned
	1 2014	2 2015	3 2016	4 2017	5 2018	6 2019	7 2020	8 2021	9 2022	10 2023	
1. Prior.....	0	0	0	0	0	0	0	0	0	0	
2. 2014.....	0	0	0	0	0	0	0	0	0	0	
3. 2015.....	XXX	0	0	0	0	0	0	0	0	0	
4. 2016.....	XXX	XXX	0	0	0	0	0	0	0	0	
5. 2017.....	XXX	XXX	XXX	0	0	0	0	0	0	0	
6. 2018.....	XXX	XXX	XXX	XXX	171	171	171	171	171	171	
7. 2019.....	XXX	XXX	XXX	XXX	XXX	0	0	0	0	0	
8. 2020.....	XXX	XXX	XXX	XXX	XXX	XXX	0	0	0	0	
9. 2021.....	XXX	XXX	XXX	XXX	XXX	XXX	XXX	0	0	0	
10. 2022.....	XXX	XXX	XXX	XXX	XXX	XXX	XXX	XXX	0	0	
11. 2023.....	XXX	XXX	XXX	XXX	XXX	XXX	XXX	XXX	XXX	0	
12. Totals.....	XXX	XXX	XXX	XXX	XXX	XXX	XXX	XXX	XXX	XXX	0
13. Earned Premiums (Sch P-Pt. 1)	0	0	0	0	171	0	0	0	0	0	XXX

SCHEDULE P - PART 6R - PRODUCTS LIABILITY - CLAIMS-MADE
SECTION 1B

Years in Which Premiums Were Earned and Losses Were Incurred	CUMULATIVE PREMIUMS EARNED DIRECT AND ASSUMED AT YEAR END (\$000 OMITTED)										11 Current Year Premiums Earned
	1 2014	2 2015	3 2016	4 2017	5 2018	6 2019	7 2020	8 2021	9 2022	10 2023	
1. Prior.....											
2. 2014.....											
3. 2015.....	XXX										
4. 2016.....	XXX	XXX									
5. 2017.....	XXX	XXX									
6. 2018.....	XXX	XXX									
7. 2019.....	XXX	XXX									
8. 2020.....	XXX	XXX									
9. 2021.....	XXX	XXX									
10. 2022.....	XXX	XXX	XXX	XXX	XXX	XXX	XXX	XXX	XXX	XXX	
11. 2023.....	XXX	XXX	XXX	XXX	XXX	XXX	XXX	XXX	XXX	XXX	
12. Totals.....	XXX	XXX	XXX	XXX	XXX	XXX	XXX	XXX	XXX	XXX	XXX
13. Earned Premiums (Sch P-Pt. 1)											XXX

SECTION 2B

Years in Which Premiums Were Earned and Losses Were Incurred	CUMULATIVE PREMIUMS EARNED CEDED AT YEAR END (\$000 OMITTED)										11 Current Year Premiums Earned
	1 2014	2 2015	3 2016	4 2017	5 2018	6 2019	7 2020	8 2021	9 2022	10 2023	
1. Prior.....											
2. 2014.....											
3. 2015.....	XXX										
4. 2016.....	XXX	XXX									
5. 2017.....	XXX	XXX									
6. 2018.....	XXX	XXX									
7. 2019.....	XXX	XXX									
8. 2020.....	XXX	XXX									
9. 2021.....	XXX	XXX									
10. 2022.....	XXX	XXX	XXX	XXX	XXX	XXX	XXX	XXX	XXX	XXX	
11. 2023.....	XXX	XXX	XXX	XXX	XXX	XXX	XXX	XXX	XXX	XXX	
12. Totals.....	XXX	XXX	XXX	XXX	XXX	XXX	XXX	XXX	XXX	XXX	XXX
13. Earned Premiums (Sch P-Pt. 1)											XXX

Schedule P - Part 7A - Section 1 - Primary Loss Sensitive Contracts

NONE

Schedule P - Part 7A - Section 2 - Primary Loss Sensitive Contracts

NONE

Schedule P - Part 7A - Section 3 - Primary Loss Sensitive Contracts

NONE

Schedule P - Part 7A - Section 4 - Primary Loss Sensitive Contracts

NONE

Schedule P - Part 7A - Section 5 - Primary Loss Sensitive Contracts

NONE

Schedule P - Part 7B - Section 1 - Reinsurance Loss Sensitive Contracts

NONE

Schedule P - Part 7B - Section 2 - Reinsurance Loss Sensitive Contracts

NONE

Schedule P - Part 7B - Section 3 - Reinsurance Loss Sensitive Contracts

NONE

Schedule P - Part 7B - Section 4 - Reinsurance Loss Sensitive Contracts

NONE

Schedule P - Part 7B - Section 5 - Reinsurance Loss Sensitive Contracts

NONE

Schedule P - Part 7B - Section 6 - Reinsurance Loss Sensitive Contracts

NONE

Schedule P - Part 7B - Section 7 - Reinsurance Loss Sensitive Contracts

NONE

ANNUAL STATEMENT FOR THE YEAR 2023 OF THE PROVIDENCE WASHINGTON INSURANCE COMPANY
SCHEDULE P INTERROGATORIES

1. The following questions relate to yet-to-be-issued Extended Reporting Endorsements (EREs) arising from Death, Disability, or Retirement (DDR) provisions in Medical Professional Liability Claims Made insurance policies. EREs provided for reasons other than DDR are not to be included.
- 1.1 Does the company issue Medical Professional Liability Claims Made insurance policies that provide tail (also known as an extended reporting endorsement, or "ERE") benefits in the event of Death, Disability, or Retirement (DDR) at a reduced charge or at no additional cost? Yes [] No [X]
 If the answer to question 1.1 is "no", leave the following questions blank. If the answer to question 1.1 is "yes", please answer the following questions:
- 1.2 What is the total amount of the reserve for that provision (DDR Reserve), as reported, explicitly or not, elsewhere in this statement (in dollars)? \$
- 1.3 Does the company report any DDR reserve as Unearned Premium Reserve per SSAP #65? Yes [] No [X]
- 1.4 Does the company report any DDR reserve as loss or loss adjustment expense reserve? Yes [] No [X]
- 1.5 If the company reports DDR reserve as Unearned Premium Reserve, does that amount match the figure on the Underwriting and Investment Exhibit, Part 1A - Recapitulation of all Premiums (Page 7) Column 2, Lines 11.1 plus 11.2? Yes [] No [] N/A [X]
- 1.6 If the company reports DDR reserve as loss or loss adjustment expense reserve, please complete the following table corresponding to where these reserves are reported in Schedule P:

Years in Which Premiums Were Earned and Losses Were Incurred	DDR Reserve Included in Schedule P, Part 1F, Medical Professional Liability Column 24: Total Net Losses and Expenses Unpaid	
	1 Section 1: Occurrence	2 Section 2: Claims-Made
1.601 Prior		
1.602 2014		
1.603 2015		
1.604 2016		
1.605 2017		
1.606 2018		
1.607 2019		
1.608 2020		
1.609 2021		
1.610 2022		
1.611 2023		
1.612 Totals	0	0

2. The definition of allocated loss adjustment expenses (ALAE) and, therefore, unallocated loss adjustment expenses (ULAE) was changed effective January 1, 1998. This change in definition applies to both paid and unpaid expenses. Are these expenses (now reported as "Defense and Cost Containment" and "Adjusting and Other") reported in compliance with these definitions in this statement? Yes [X] No []
3. The Adjusting and Other expense payments and reserves should be allocated to the years in which the losses were incurred based on the number of claims reported, closed and outstanding in those years. When allocating Adjusting and Other expense between companies in a group or a pool, the Adjusting and Other expense should be allocated in the same percentage used for the loss amounts and the claim counts. For reinsurers, Adjusting and Other expense assumed should be reported according to the reinsurance contract. For Adjusting and Other expense incurred by reinsurers, or in those situations where suitable claim count information is not available, Adjusting and Other expense should be allocated by a reasonable method determined by the company and described in Interrogatory 7, below. Are they so reported in this Statement? Yes [X] No []
4. Do any lines in Schedule P include reserves that are reported gross of any discount to present value of future payments, and that are reported net of such discounts on Page 10? Yes [] No [X]
- If yes, proper disclosure must be made in the Notes to Financial Statements, as specified in the Instructions. Also, the discounts must be reported in Schedule P - Part 1, Columns 32 and 33. Schedule P must be completed gross of non-tabular discounting. Work papers relating to discount calculations must be available for examination upon request.
- Discounting is allowed only if expressly permitted by the state insurance department to which this Annual Statement is being filed.
5. What were the net premiums in force at the end of the year for:
 (in thousands of dollars)
- 5.1 Fidelity
 5.2 Surety
6. Claim count information is reported per claim or per claimant (Indicate which) per claimant.....
 If not the same in all years, explain in Interrogatory 7.
- 7.1 The information provided in Schedule P will be used by many persons to estimate the adequacy of the current loss and expense reserves, among other things. Are there any especially significant events, coverage, retention or accounting changes that have occurred that must be considered when making such analyses? Yes [X] No []
- 7.2 (An extended statement may be attached.)
 Effective December 31, 2018, the Company entered into a Net Retained Liability Agreement whereby it ceded 100% of its net losses. In 2020, OK DOI approved an Insurance Business Transfer for all insurance exposure to be transferred to Yosemite Insurance Company, except for policies issued in MA, NY and a book of business ceded 100%. The MA and NY policies not initially eligible for the Insurance Business transfer were ceded 100% to Yosemite Insurance Company. In 2022, Yosemite Insurance Company received licensing in MA. Upon obtaining licensing, the MA business became eligible for the transfer via the Insurance Business Transfer approved in 2020. Such Business was transferred to Yosemite Insurance Company in 2022.

SCHEDULE T - PART 2
INTERSTATE COMPACT - EXHIBIT OF PREMIUMS WRITTEN

Allocated by States and Territories

States, Etc.		Direct Business Only					6 Totals
		1 Life (Group and Individual)	2 Annuities (Group and Individual)	3 Disability Income (Group and Individual)	4 Long-Term Care (Group and Individual)	5 Deposit-Type Contracts	
1. Alabama	AL						
2. Alaska	AK						
3. Arizona	AZ						
4. Arkansas	AR						
5. California	CA						
6. Colorado	CO						
7. Connecticut	CT						
8. Delaware	DE						
9. District of Columbia	DC						
10. Florida	FL						
11. Georgia	GA						
12. Hawaii	HI						
13. Idaho	ID						
14. Illinois	IL						
15. Indiana	IN						
16. Iowa	IA						
17. Kansas	KS						
18. Kentucky	KY						
19. Louisiana	LA						
20. Maine	ME						
21. Maryland	MD						
22. Massachusetts	MA						
23. Michigan	MI						
24. Minnesota	MN						
25. Mississippi	MS						
26. Missouri	MO						
27. Montana	MT						
28. Nebraska	NE						
29. Nevada	NV						
30. New Hampshire	NH						
31. New Jersey	NJ						
32. New Mexico	NM						
33. New York	NY						
34. North Carolina	NC						
35. North Dakota	ND						
36. Ohio	OH						
37. Oklahoma	OK						
38. Oregon	OR						
39. Pennsylvania	PA						
40. Rhode Island	RI						
41. South Carolina	SC						
42. South Dakota	SD						
43. Tennessee	TN						
44. Texas	TX						
45. Utah	UT						
46. Vermont	VT						
47. Virginia	VA						
48. Washington	WA						
49. West Virginia	WV						
50. Wisconsin	WI						
51. Wyoming	WY						
52. American Samoa	AS						
53. Guam	GU						
54. Puerto Rico	PR						
55. U.S. Virgin Islands	VI						
56. Northern Mariana Islands	MP						
57. Canada	CAN						
58. Aggregate Other Alien	OT						
59. Total							

NONE

ANNUAL STATEMENT FOR THE YEAR 2023 OF THE PROVIDENCE WASHINGTON INSURANCE COMPANY

SCHEDULE Y

PART 1A - DETAIL OF INSURANCE HOLDING COMPANY SYSTEM

1	2	3	4	5	6	7	8	9	10	11	12	13	14	15	16
Group Code	Group Name	NAIC Company Code	ID Number	Federal RSSD	CIK	Name of Securities Exchange if Publicly Traded (U.S. or International)	Names of Parent, Subsidiaries Or Affiliates	Domi-ciliary Location	Relation-ship to Reporting Entity	Directly Controlled by (Name of Entity/Person)	Type of Control (Ownership, Board, Management, Attorney-in-Fact, Influence, Other)	If Control is Ownership Provide Percentage	Ultimate Controlling Entity(ies)/Person(s)	Is an SCA Filing Re-quired? (Yes/No)	*
1248	Ambac Financial Group	18708	13-3621676 39-1135174 06-1418630		874501	NYSE	Ambac Financial Group, Inc.	DE	UIP					NO	
			AA-1124103 06-1393606				Ambac Assurance Corporation	WI	IA	Ambac Financial Group, Inc.	Ownership	100.000	Ambac Financial Group, Inc.	NO	
			13-3621676 13-1967524 22-3337475				Ambac Capital Corporation	DE	NIA	Ambac Assurance Corporation	Ownership	100.000	Ambac Financial Group, Inc.	YES	
			85-3303751 06-1393606				Ambac Assurance UK Limited	GBR	IA	Ambac Assurance Corporation	Ownership	100.000	Ambac Financial Group, Inc.	YES	
1248	Ambac Financial Group	24961	39-1092844				Ambac Financial Services, LLC	DE	NIA	Ambac Assurance Corporation	Ownership	100.000	Ambac Financial Group, Inc.	NO	
1248	Ambac Financial Group	16882	85-3303751 88-1399416				Everspan Insurance Company	AZ	UDP	Everspan Indemnity Insurance Company	Ownership	100.000	Ambac Financial Group, Inc.	NO	
			13-3621676				Everspan Indemnity Insurance Company	AZ	UIP	Everspan Holdings, LLC	Ownership	100.000	Ambac Financial Group, Inc.	NO	
1248	Ambac Financial Group	43974	13-1967524				PWIC Holdings Inc	DE	NIA	Everspan Insurance Company	Ownership	90.100	Ambac Financial Group, Inc.	YES	
1248	Ambac Financial Group	10184	22-3337475				Greenwood Insurance Company	PA	IA	Everspan Insurance Company	Ownership	100.000	Ambac Financial Group, Inc.	NO	
1248	Ambac Financial Group	23795	02-0226203				Consolidated Specialty Insurance Company	NJ	IA	Everspan Insurance Company	Ownership	100.000	Ambac Financial Group, Inc.	NO	
1248	Ambac Financial Group	24295	05-0204450				Consolidated National Insurance Company	CO	IA	Everspan Insurance Company	Ownership	100.000	Ambac Financial Group, Inc.	NO	
			13-3621676				Providence Washington Insurance Company	RI	RE	PWIC Holdings Inc	Ownership	100.000	Ambac Financial Group, Inc.	NO	
			06-1443904				Everspan Holdings, LLC	DE	UIP	Ambac Financial Group, Inc.	Ownership	100.000	Ambac Financial Group, Inc.	NO	
			13-3621676				Ambac Investments, Inc.	DE	NIA	Ambac Capital Corporation	Ownership	100.000	Ambac Financial Group, Inc.	NO	
			81-1479018				Redgrove Capital Group LLC	DE	NIA	Ambac Financial Group, Inc.	Ownership	100.000	Ambac Financial Group, Inc.	NO	
			13-3621676				Ambac Asset Management, Inc.	DE	NIA	Ambac Financial Group, Inc.	Ownership	100.000	Ambac Financial Group, Inc.	NO	
			13-3621676				22 Degrees Business Services LLC	DE	NIA	Ambac Financial Group, Inc.	Ownership	100.000	Ambac Financial Group, Inc.	NO	
			84-2450160				Cirrata Group LLC	DE	NIA	Ambac Financial Group, Inc.	Ownership	100.000	Ambac Financial Group, Inc.	NO	
			93-3619439				Cirrata Partners Insurance Agency LLC	DE	NIA	Cirrata Group LLC	Ownership	100.000	Ambac Financial Group, Inc.	NO	
			88-4331211				Tara Hill Insurance Services, LLC	DE	NIA	Cirrata Partners Insurance Agency LLC	Ownership	80.000	Ambac Financial Group, Inc.	NO	
			82-1542341				PenPoint Specialty Insurance, LLC	DE	NIA	Cirrata Group LLC	Ownership	90.000	Ambac Financial Group, Inc.	NO	
			13-3621676				Riverton Insurance Agency, Corp.	NJ	NIA	Cirrata Group LLC	Ownership	80.000	Ambac Financial Group, Inc.	NO	
			47-2347342				Cirrata IV, LLC	DE	NIA	Cirrata Group LLC	Ownership	100.000	Ambac Financial Group, Inc.	NO	
			22-3482495				All Trans Risk Solutions, LLC	NJ	NIA	Cirrata IV, LLC	Ownership	85.000	Ambac Financial Group, Inc.	NO	
			27-3450687				Capacity Marine Corporation	NJ	NIA	Cirrata IV, LLC	Ownership	80.000	Ambac Financial Group, Inc.	NO	
			86-2013983				Xchange Benefits, LLC	DE	NIA	Cirrata Group LLC	Ownership	80.000	Ambac Financial Group, Inc.	NO	
			92-1557115				Xchange Re Underwriting Agency, LLC	DE	NIA	Xchange Benefits, LLC	Ownership	100.000	Ambac Financial Group, Inc.	NO	
							Distribution Re LLC	TN	NIA	Xchange Benefits, LLC	Ownership	100.000	Ambac Financial Group, Inc.	NO	

Asterisk	Explanation
----------	-------------

ANNUAL STATEMENT FOR THE YEAR 2023 OF THE PROVIDENCE WASHINGTON INSURANCE COMPANY

SCHEDULE Y

PART 2 - SUMMARY OF INSURER'S TRANSACTIONS WITH ANY AFFILIATES

1	2	3	4	5	6	7	8	9	10	11	12	13
NAIC Company Code	ID Number	Names of Insurers and Parent, Subsidiaries or Affiliates	Shareholder Dividends	Capital Contributions	Purchases, Sales or Exchanges of Loans, Securities, Real Estate, Mortgage Loans or Other Investments	Income/ (Disbursements) Incurred in Connection with Guarantees or Undertakings for the Benefit of any Affiliate(s)	Management Agreements and Service Contracts	Income/ (Disbursements) Incurred Under Reinsurance Agreements	*	Any Other Material Activity Not in the Ordinary Course of the Insurer's Business	Totals	Reinsurance Recoverable/ (Payable) on Losses and/or Reserve Credit Taken/(Liability)
18708	39-1135174	Ambac Assurance Corporation		1,063,430	(22,532,349)					20,500,000	(968,919)	
24961	39-1092844	Everspan Insurance Company		2,200,000					*		2,200,000	
	AA-1124103	Ambac Assurance UK Limited			22,532,349						22,532,349	
	06-1393606	Ambac Financial Services, LLC								(20,500,000)	(20,500,000)	
	06-1418630	Ambac Capital Corporation		(1,063,430)							(1,063,430)	
	13-3621676	Everspan Holdings, LLC		(7,347,157)							(7,347,157)	
16882	85-3303751	Everspan Indemnity Insurance Company		4,347,157					*		4,347,157	
43974	13-1967524	Greenwood Insurance Company		300,000					*		300,000	
23795	02-0226203	Consolidated National Insurance Company		300,000					*		300,000	
10184	22-3337475	Consolidated Specialty Insurance Company		200,000					*		200,000	
9999999 Control Totals			0	0	0	0	0	0	XXX	0	0	0

* Everspan Indemnity Insurance Company (EIIIC), Everspan Insurance Company (EIC), Greenwood Insurance Company (GIC), Consolidated National Insurance Company (CNIC) and Consolidated Specialty Insurance Company (CSIC) are parties to a pooling agreement whereas each party has a fixed percentage of the pooled business. Their respective percentages of the pooled business are 48% (EIIIC), 30% (EIC), 8% (GIC), 8% (CNIC), and 6% (CSIC) at December 31, 2023.

**ANNUAL STATEMENT FOR THE YEAR 2023 OF THE PROVIDENCE WASHINGTON INSURANCE COMPANY
SUPPLEMENTAL EXHIBITS AND SCHEDULES INTERROGATORIES**

REQUIRED FILINGS

The following supplemental reports are required to be filed as part of your statement filing unless specifically waived by the domiciliary state. However, in the event that your domiciliary state waives the filing requirement, your response of **WAIVED** to the specific interrogatory will be accepted in lieu of filing a "NONE" report and a bar code will be printed below. If the supplement is required of your company but is not being filed for whatever reason enter **SEE EXPLANATION** and provide an explanation following the interrogatory questions.

	<u>Responses</u>
MARCH FILING	
1. Will an actuarial opinion be filed by March 1?	YES
2. Will the Supplemental Compensation Exhibit be filed with the state of domicile by March 1?	YES
3. Will the confidential Risk-based Capital Report be filed with the NAIC by March 1?	YES
4. Will the confidential Risk-based Capital Report be filed with the state of domicile, if required by March 1?	YES
APRIL FILING	
5. Will the Insurance Expense Exhibit be filed with the state of domicile and the NAIC by April 1?	YES
6. Will Management's Discussion and Analysis be filed by April 1?	YES
7. Will the Supplemental Investment Risk Interrogatories be filed by April 1?	YES
MAY FILING	
8. Will this company be included in a combined annual statement which is filed with the NAIC by May 1?	YES
JUNE FILING	
9. Will an audited financial report be filed by June 1?	YES
10. Will Accountant's Letter of Qualifications be filed with the state of domicile and electronically with the NAIC by June 1?	YES

SUPPLEMENTAL FILINGS

The following supplemental reports are required to be filed as part of your annual statement filing **if your company is engaged in the type of business covered by the supplement. However, in the event that your company does not transact the type of business for which the special report must be filed, your response of NO to the specific interrogatory will be accepted in lieu of filing a "NONE" report and a bar code will be printed below.** If the supplement is required of your company but is not being filed for whatever reason enter **SEE EXPLANATION** and provide an explanation following the interrogatory questions.

MARCH FILING	
11. Will Schedule SIS (Stockholder Information Supplement) be filed with the state of domicile by March 1?	NO
12. Will the Financial Guaranty Insurance Exhibit be filed by March 1?	NO
13. Will the Medicare Supplement Insurance Experience Exhibit be filed with the state of domicile and the NAIC by March 1?	NO
14. Will Supplement A to Schedule T (Medical Professional Liability Supplement) be filed by March 1?	NO
15. Will the Trusteed Surplus Statement be filed with the state of domicile and the NAIC by March 1?	NO
16. Will the Premiums Attributed to Protected Cells Exhibit be filed by March 1?	NO
17. Will the Reinsurance Summary Supplemental Filing for General Interrogatory 9 be filed with the state of domicile and the NAIC by March 1?	NO
18. Will the Medicare Part D Coverage Supplement be filed with the state of domicile and the NAIC by March 1?	NO
19. Will the confidential Actuarial Opinion Summary be filed with the state of domicile, if required, by March 15 (or the date otherwise specified)?	YES
20. Will the Reinsurance Attestation Supplement be filed with the state of domicile and the NAIC by March 1?	YES
21. Will the Exceptions to the Reinsurance Attestation Supplement be filed with the state of domicile by March 1?	NO
22. Will the Bail Bond Supplement be filed with the state of domicile and the NAIC by March 1?	NO
23. Will the Director and Officer Insurance Coverage Supplement be filed with the state of domicile and the NAIC by March 1?	NO
24. Will an approval from the reporting entity's state of domicile for relief related to the five-year rotation requirement for lead audit partner be filed electronically with the NAIC by March 1?	NO
25. Will an approval from the reporting entity's state of domicile for relief related to the one-year cooling off period for independent CPA be filed electronically with the NAIC by March 1?	NO
26. Will an approval from the reporting entity's state of domicile for relief related to the Requirements for Audit Committees be filed electronically with the NAIC by March 1?	NO
27. Will the Supplemental Schedule for Reinsurance Counterparty Reporting Exception - Asbestos and Pollution Contracts be filed with the state of domicile and the NAIC by March 1?	NO
28. Will the Exhibit of Other Liabilities by Lines of Business be filed with the state of domicile and the NAIC by March 1?	YES
29. Will the Market Conduct Annual Statement (MCAS) Premium Exhibit for Year be filed with appropriate jurisdictions and with the NAIC by March 1?	NO
APRIL FILING	
30. Will the Credit Insurance Experience Exhibit be filed with the state of domicile and the NAIC by April 1?	NO
31. Will the Long-term Care Experience Reporting Forms be filed with the state of domicile and the NAIC by April 1?	NO
32. Will the Accident and Health Policy Experience Exhibit be filed by April 1?	NO
33. Will the Supplemental Health Care Exhibit (Parts 1 and 2) be filed with the state of domicile and the NAIC by April 1?	NO
34. Will the Cybersecurity and Identity Theft Insurance Coverage Supplement be filed with the state of domicile and the NAIC by April 1?	NO
35. Will the Life, Health & Annuity Guaranty Association Assessable Premium Exhibit - Parts 1 and 2 be filed with the state of domicile and the NAIC by April 1?	NO
36. Will the Private Flood Insurance Supplement be filed with the state of domicile and the NAIC by April 1?	NO
37. Will the Mortgage Guaranty Insurance Exhibit be filed with the state of domicile and the NAIC by April 1?	NO
AUGUST FILING	
38. Will Management's Report of Internal Control Over Financial Reporting be filed with the state of domicile by August 1?	NO

Explanations:

- 11.
- 12.
- 13.
- 14.
- 15.
- 16.
- 17.
- 18.
- 21.
- 22.
- 23.
- 24.
- 25.
- 26.
- 27.
- 29.
- 30.
- 31.
- 32.
- 33.
- 34.
- 35.
- 36.
- 37.
- 38.

Bar Codes:

11. SIS Stockholder Information Supplement [Document Identifier 420]



12. Financial Guaranty Insurance Exhibit [Document Identifier 240]



13. Medicare Supplement Insurance Experience Exhibit [Document Identifier 360]



14. Supplement A to Schedule T [Document Identifier 455]










15. Trusteed Surplus Statement [Document Identifier 490]



16. Premiums Attributed to Protected Cells Exhibit [Document Identifier 385]



SUPPLEMENTAL EXHIBITS AND SCHEDULES INTERROGATORIES

- 17. Reinsurance Summary Supplemental Filing [Document Identifier 401] 
- 18. Medicare Part D Coverage Supplement [Document Identifier 365] 
- 21. Exceptions to the Reinsurance Attestation Supplement [Document Identifier 400] 
- 22. Bail Bond Supplement [Document Identifier 500] 
- 23. Director and Officer Insurance Coverage Supplement [Document Identifier 505] 
- 24. Relief from the five-year rotation requirement for lead audit partner [Document Identifier 224] 
- 25. Relief from the one-year cooling off period for independent CPA [Document Identifier 225] 
- 26. Relief from the Requirements for Audit Committees [Document Identifier 226] 
- 27. Reinsurance Counterparty Reporting Exception – Asbestos and Pollution Contracts [Document Identifier 555] 
- 29. Market Conduct Annual Statement (MCAS) Premium Exhibit [Document Identifier 600] 
- 30. Credit Insurance Experience Exhibit [Document Identifier 230] 
- 31. Long-Term Care Experience Reporting Forms [Document Identifier 306] 
- 32. Accident and Health Policy Experience Exhibit [Document Identifier 210] 
- 33. Supplemental Health Care Exhibit (Parts 1 and 2) [Document Identifier 216] 
- 34. Cybersecurity and Identity Theft Insurance Coverage Supplement [Document Identifier 550] 
- 35. Life, Health & Annuity Guaranty Association Assessable Premium Exhibit - Parts 1 and 2 [Document Identifier 290] 
- 36. Private Flood Insurance Supplement [Document Identifier 560] 
- 37. Will the Mortgage Guaranty Insurance Exhibit [Document Identifier 565] 
- 38. Management's Report of Internal Control Over Financial Reporting [Document Identifier 223] 

ANNUAL STATEMENT FOR THE YEAR 2023 OF THE PROVIDENCE WASHINGTON INSURANCE COMPANY
OVERFLOW PAGE FOR WRITE-INS

Additional Write-ins for Underwriting and Investment Exhibit Part 3 Line 24

	1	2	3	4
	Loss Adjustment Expenses	Other Underwriting Expenses	Investment Expenses	Total
2404. Charitable Contributions	25	25
2497. Summary of remaining write-ins for Line 24 from overflow page	0	25	0	25



SUPPLEMENT FOR THE YEAR 2023 OF THE PROVIDENCE WASHINGTON INSURANCE COMPANY

EXHIBIT OF OTHER LIABILITIES BY LINES OF BUSINESS

AS REPORTED ON LINE 17 OF THE EXHIBIT OF PREMIUMS AND LOSSES

(To Be Filed by March 1)

NAIC Group Code 1248

NAIC Company Code 24295

	Direct Business Only			
	Prior Year	Current Year		
	1 Written Premium	2 Written Premium	3 Losses Paid (deducting salvage)	4 Losses Unpaid (Case Base)
1. Completed operations				
2. Errors & omissions (E&O)				
3. Directors & officers (D&O)				
4. Environmental liability				
5. Excess workers' compensation				
6. Commercial excess & umbrella			1,000,000	
7. Personal umbrella				
8. Employment liability				
9. Aggregate write-ins for facilities & premises (CGL)	0	0	579,202	1,507,862
10. Internet & cyber liability				
11. Aggregate write-ins for other	0	0	521,821	160,057
12. Total ASL 17 - other liability (sum of Lines 1 through 11)	0	0	2,101,023	1,667,919
DETAILS OF WRITE-INS				
0901. Commercial General Liability			579,202	1,507,862
0902.				
0903.				
0998. Summary of remaining write-ins for Line 9 from overflow page	0	0	0	0
0999. Totals (Lines 0901 thru 0903 plus 0998)(Line 9 above)	0	0	579,202	1,507,862
1101. Asbestos			521,821	160,057
1102.				
1103.				
1198. Summary of remaining write-ins for Line 11 from overflow page	0	0	0	0
1199. Totals (Lines 1101 thru 1103 plus 1198)(Line 11 above)	0	0	521,821	160,057