



PROPERTY AND CASUALTY COMPANIES - ASSOCIATION EDITION

ANNUAL STATEMENT

FOR THE YEAR ENDED DECEMBER 31, 2023
OF THE CONDITION AND AFFAIRS OF THE

FARMERS GROUP PROPERTY AND CASUALTY INSURANCE COMPANY

NAIC Group Code 0069 0069 NAIC Company Code 34339 Employer's ID Number 13-2915260
(Current) (Prior)

Organized under the Laws of Rhode Island, State of Domicile or Port of Entry RI
Country of Domicile United States of America

Incorporated/Organized 12/10/1976 Commenced Business 12/01/1977

Statutory Home Office 700 Quaker Lane, Warwick, RI, US 02886-6681
(Street and Number) (City or Town, State, Country and Zip Code)

Main Administrative Office 6301 Owensmouth Ave
(Street and Number)
Woodland Hills, CA, US 91367-2216 818-965-0433
(City or Town, State, Country and Zip Code) (Area Code) (Telephone Number)

Mail Address 6301 Owensmouth Ave, Woodland Hills, CA, US 91367-2216
(Street and Number or P.O. Box) (City or Town, State, Country and Zip Code)

Primary Location of Books and Records 6301 Owensmouth Ave
(Street and Number)
Woodland Hills, CA, US 91367-2216 818-965-0433
(City or Town, State, Country and Zip Code) (Area Code) (Telephone Number)

Internet Website Address www.farmers.com

Statutory Statement Contact Maria Eugenia Aguilera, 818-965-0433
(Name) (Area Code) (Telephone Number)
mary.aguilera@bristolwest.com 954-316-5218
(E-mail Address) (FAX Number)

OFFICERS

President Shannon Marian Bowes Vice President & Treasurer Huai-An Wang #
Secretary Jennifer Nicole Pryor Vice President & Actuary James Leslie Nutting

OTHER

Seung Yong Yoo #, Vice President

DIRECTORS OR TRUSTEES

Gisselle Maria Acevedo # Kenneth Wayne Bentley # Shannon Marian Bowes
Guy Meade Hanson Ronald Gregory Myhan

State of Illinois County of Essex SS: State of Calif. Forum County of Los Angeles SS: State of Calif. Forum County of Los Angeles SS:

The officers of this reporting entity being duly sworn, each depose and say that they are the described officers of said reporting entity, and that on the reporting period stated above, all of the herein described assets were the absolute property of the said reporting entity, free and clear from any liens or claims thereon, except as herein stated, and that this statement, together with related exhibits, schedules and explanations therein contained, annexed or referred to, is a full and true statement of all the assets and liabilities and of the condition and affairs of the said reporting entity as of the reporting period stated above, and of its income and deductions therefrom for the period ended, and have been completed in accordance with the NAIC Annual Statement Instructions and Accounting Practices and Procedures manual except to the extent that: (1) state law may differ; or, (2) that state rules or regulations require differences in reporting not related to accounting practices and procedures, according to the best of their information, knowledge and belief, respectively. Furthermore, the scope of this attestation by the described officers also includes the related corresponding electronic filing with the NAIC, when required, that is an exact copy (except for formatting differences due to electronic filing) of the enclosed statement. The electronic filing may be requested by various regulators in lieu of or in addition to the enclosed statement.

Shannon Marian Bowes Jennifer Nicole Pryor Huai-An Wang
President Secretary Vice President & Treasurer

A notary public or other officer completing this certificate verifies only the identity of the individual who signed the document, to which this certificate is attached, and not the truthfulness, accuracy, or validity of that document.

a. Is this an original filing? _____ Yes [X] No []
b. If no,
1. State the amendment number
2. Date filed
3. Number of pages attached

Subscribed and sworn to before me on this 30th day of February 2024 by
Date Month Year
Shannon Marian Bowes
Name of Signor
Proved to me on the basis of satisfactory evidence to be the person who appeared before me.
[Signature]
Signature of Notary Public

Subscribed and sworn to before me on this 26th day of Feb 2024 by
Date Month Year
Jennifer Nicole Pryor
Name of Signor
Proved to me on the basis of satisfactory evidence to be the person who appeared before me.
[Signature]
Signature of Notary Public

Subscribed and sworn to before me on this 19th day of Feb 2024 by
Date Month Year
Huai-An Wang
Name of Signor
Proved to me on the basis of satisfactory evidence to be the person who appeared before me.
[Signature]
Signature of Notary Public





ANNUAL STATEMENT FOR THE YEAR 2023 OF THE FARMERS GROUP PROPERTY AND CASUALTY INSURANCE COMPANY

EXHIBIT OF PREMIUMS AND LOSSES (Statutory Page 14)

NAIC Group Code 0069

BUSINESS IN THE STATE OF Alabama

DURING THE YEAR 2023

NAIC Company Code 34339

Table with 12 columns: Line of Business, Direct Premiums Written, Direct Premiums Earned, Dividends Paid or Credited to Policyholders on Direct Business, Direct Unearned Premium Reserves, Direct Losses Paid (deducting salvage), Direct Losses Incurred, Direct Losses Unpaid, Direct Defense and Cost Containment Expense Paid, Direct Defense and Cost Containment Expense Incurred, Direct Defense and Cost Containment Expense Unpaid, Commissions and Brokerage Expenses, Taxes, Licenses and Fees. Rows include various insurance lines like Fire, Multiple Peril Crop, Federal Flood, etc., ending with a Total (a) row.

(a) Finance and service charges not included in Lines 1 to 35 \$ 1,900

(b) For health business on indicated lines report: Number of persons insured under PPO managed care products and number of persons insured under indemnity only products

19AL



ANNUAL STATEMENT FOR THE YEAR 2023 OF THE FARMERS GROUP PROPERTY AND CASUALTY INSURANCE COMPANY

EXHIBIT OF PREMIUMS AND LOSSES (Statutory Page 14)

NAIC Group Code 0069

BUSINESS IN THE STATE OF Alaska

DURING THE YEAR 2023

NAIC Company Code 34339

Table with 12 columns: Line of Business, Direct Premiums Written, Direct Premiums Earned, Dividends Paid or Credited to Policyholders on Direct Business, Direct Unearned Premium Reserves, Direct Losses Paid (deducting salvage), Direct Losses Incurred, Direct Losses Unpaid, Direct Defense and Cost Containment Expense Paid, Direct Defense and Cost Containment Expense Incurred, Direct Defense and Cost Containment Expense Unpaid, Commissions and Brokerage Expenses, Taxes, Licenses and Fees. Rows include various insurance lines like Fire, Multiple Peril Crop, Federal Flood, etc., ending with a Total (a) row.

(a) Finance and service charges not included in Lines 1 to 35 \$ 520

(b) For health business on indicated lines report: Number of persons insured under PPO managed care products and number of persons insured under indemnity only products

19AK



ANNUAL STATEMENT FOR THE YEAR 2023 OF THE FARMERS GROUP PROPERTY AND CASUALTY INSURANCE COMPANY

EXHIBIT OF PREMIUMS AND LOSSES (Statutory Page 14)

NAIC Group Code 0069

BUSINESS IN THE STATE OF Arizona

DURING THE YEAR 2023

NAIC Company Code 34339

Table with 12 columns: Line of Business, Direct Premiums Written, Direct Premiums Earned, Dividends Paid or Credited to Policyholders on Direct Business, Direct Unearned Premium Reserves, Direct Losses Paid (deducting salvage), Direct Losses Incurred, Direct Losses Unpaid, Direct Defense and Cost Containment Expense Paid, Direct Defense and Cost Containment Expense Incurred, Direct Defense and Cost Containment Expense Unpaid, Commissions and Brokerage Expenses, Taxes, Licenses and Fees. Rows include Fire, Multiple Peril Crop, Federal Flood, Private Crop, Farmowners Multiple Peril, Homeowners Multiple Peril, Commercial Multiple Peril (Non-Liability Portion), Commercial Multiple Peril (Liability Portion), Mortgage Guaranty, Ocean Marine, Inland Marine, Financial Guaranty, Medical Professional Liability, Earthquake, Comprehensive (hospital and medical) ind (b), Credit A&H, Vision Only, Dental Only, Disability Income, Medicare Supplement, Medicaid Title XIX, Medicare Title XVIII, Long-Term Care, Federal Employees Health Benefits Plan, Other Health, Workers' Compensation, Excess Workers' Compensation, Products Liability, Private Passenger Auto No-Fault, Other Private Passenger Auto Liability, Commercial Auto No-Fault, Other Commercial Auto Liability, Private Passenger Auto Physical Damage, Commercial Auto Physical Damage, Aircraft, Fidelity, Surety, Burglary and Theft, Boiler and Machinery, Credit, International, Warranty, Reins nonproportional assumed property, Reins nonproportional assumed liability, Reins nonproportional assumed financial lines, Aggregate Write-Ins for Other Lines of Business, Total (a), and DETAILS OF WRITE-INS (3401-3498).

(a) Finance and service charges not included in Lines 1 to 35 \$ 9,070

(b) For health business on indicated lines report: Number of persons insured under PPO managed care products and number of persons insured under indemnity only products

19AZ



ANNUAL STATEMENT FOR THE YEAR 2023 OF THE FARMERS GROUP PROPERTY AND CASUALTY INSURANCE COMPANY

EXHIBIT OF PREMIUMS AND LOSSES (Statutory Page 14)

NAIC Group Code 0069

BUSINESS IN THE STATE OF Arkansas

DURING THE YEAR 2023

NAIC Company Code 34339

Line of Business	Gross Premiums, Including Policy and Membership Fees, Less Return Premiums and Premiums on Policies not Taken		3 Dividends Paid or Credited to Policyholders on Direct Business	4 Direct Unearned Premium Reserves	5 Direct Losses Paid (deducting salvage)	6 Direct Losses Incurred	7 Direct Losses Unpaid	8 Direct Defense and Cost Containment Expense Paid	9 Direct Defense and Cost Containment Expense Incurred	10 Direct Defense and Cost Containment Expense Unpaid	11 Commissions and Brokerage Expenses	12 Taxes, Licenses and Fees
	1 Direct Premiums Written	2 Direct Premiums Earned										
1. Fire												
2.1 Allied Lines												
2.2 Multiple Peril Crop												
2.3 Federal Flood												
2.4 Private Crop												
2.5 Private Flood												
3. Farmowners Multiple Peril												
4. Homeowners Multiple Peril												
5.1 Commercial Multiple Peril (Non-Liability Portion)												
5.2 Commercial Multiple Peril (Liability Portion)												
6. Mortgage Guaranty												
8. Ocean Marine												
9. Inland Marine												
10. Financial Guaranty												
11.1 Medical Professional Liability - Occurrence												
11.2 Medical Professional Liability - Claims-Made												
12. Earthquake												
13.1 Comprehensive (hospital and medical) ind (b)												
13.2 Comprehensive (hospital and medical) group (b)												
14. Credit A&H (Group and Individual)												
15.1 Vision Only (b)												
15.2 Dental Only (b)												
15.3 Disability Income (b)												
15.4 Medicare Supplement (b)												
15.5 Medicaid Title XIX (b)												
15.6 Medicare Title XVIII (b)												
15.7 Long-Term Care (b)												
15.8 Federal Employees Health Benefits Plan (b)												
15.9 Other Health (b)												
16. Workers' Compensation												
17.1 Other Liability - Occurrence												
17.2 Other Liability - Claims-Made												
17.3 Excess Workers' Compensation												
18.1 Products Liability - Occurrence												
18.2 Products Liability - Claims-Made												
19.1 Private Passenger Auto No-Fault (Personal Injury Protection)	149,785	152,327		62,601	66,967	103,230	75,404		2,954	14,231	9,822	2,653
19.2 Other Private Passenger Auto Liability	1,423,949	1,449,456		614,707	1,014,928	977,331	1,000,739	8,379	(11,004)	60,920	95,379	36,492
19.3 Commercial Auto No-Fault (Personal Injury Protection)												
19.4 Other Commercial Auto Liability												
21.1 Private Passenger Auto Physical Damage	1,779,993	1,814,627		782,089	1,140,678	1,127,320	77,087	84	84		127,268	48,253
21.2 Commercial Auto Physical Damage												
22. Aircraft (all perils)												
23. Fidelity												
24. Surety												
26. Burglary and Theft												
27. Boiler and Machinery												
28. Credit												
29. International												
30. Warranty												
31. Reins nonproportional assumed property	XXX	XXX	XXX	XXX	XXX	XXX	XXX	XXX	XXX	XXX	XXX	XXX
32. Reins nonproportional assumed liability	XXX	XXX	XXX	XXX	XXX	XXX	XXX	XXX	XXX	XXX	XXX	XXX
33. Reins nonproportional assumed financial lines	XXX	XXX	XXX	XXX	XXX	XXX	XXX	XXX	XXX	XXX	XXX	XXX
34. Aggregate Write-Ins for Other Lines of Business												
35. Total (a)	3,353,727	3,416,410		1,459,397	2,222,573	2,207,881	1,153,230	8,463	(7,965)	75,152	232,469	87,397
DETAILS OF WRITE-INS												
3401.												
3402.												
3403.												
3498. Summary of remaining write-ins for Line 34 from overflow page												
3499. Totals (Lines 3401 thru 3403 plus 3498)(Line 34 above)												

(a) Finance and service charges not included in Lines 1 to 35 \$ 1,592

(b) For health business on indicated lines report: Number of persons insured under PPO managed care products and number of persons insured under indemnity only products

19 AR



ANNUAL STATEMENT FOR THE YEAR 2023 OF THE FARMERS GROUP PROPERTY AND CASUALTY INSURANCE COMPANY

EXHIBIT OF PREMIUMS AND LOSSES (Statutory Page 14)

NAIC Group Code 0069

BUSINESS IN THE STATE OF California

DURING THE YEAR 2023

NAIC Company Code 34339

Line of Business	Gross Premiums, Including Policy and Membership Fees, Less Return Premiums and Premiums on Policies not Taken		3 Dividends Paid or Credited to Policyholders on Direct Business	4 Direct Unearned Premium Reserves	5 Direct Losses Paid (deducting salvage)	6 Direct Losses Incurred	7 Direct Losses Unpaid	8 Direct Defense and Cost Containment Expense Paid	9 Direct Defense and Cost Containment Expense Incurred	10 Direct Defense and Cost Containment Expense Unpaid	11 Commissions and Brokerage Expenses	12 Taxes, Licenses and Fees
	1 Direct Premiums Written	2 Direct Premiums Earned										
1. Fire												
2.1 Allied Lines												
2.2 Multiple Peril Crop												
2.3 Federal Flood												
2.4 Private Crop												
2.5 Private Flood												
3. Farmowners Multiple Peril												
4. Homeowners Multiple Peril												
5.1 Commercial Multiple Peril (Non-Liability Portion)												
5.2 Commercial Multiple Peril (Liability Portion)												
6. Mortgage Guaranty												
8. Ocean Marine												
9. Inland Marine												
10. Financial Guaranty												
11.1 Medical Professional Liability - Occurrence												
11.2 Medical Professional Liability - Claims-Made												
12. Earthquake												
13.1 Comprehensive (hospital and medical) ind (b)												
13.2 Comprehensive (hospital and medical) group (b)												
14. Credit A&H (Group and Individual)												
15.1 Vision Only (b)												
15.2 Dental Only (b)												
15.3 Disability Income (b)												
15.4 Medicare Supplement (b)												
15.5 Medicaid Title XIX (b)												
15.6 Medicare Title XVIII (b)												
15.7 Long-Term Care (b)												
15.8 Federal Employees Health Benefits Plan (b)												
15.9 Other Health (b)												
16. Workers' Compensation												
17.1 Other Liability - Occurrence												
17.2 Other Liability - Claims-Made												
17.3 Excess Workers' Compensation												
18.1 Products Liability - Occurrence												
18.2 Products Liability - Claims-Made												
19.1 Private Passenger Auto No-Fault (Personal Injury Protection)												
19.2 Other Private Passenger Auto Liability												
19.3 Commercial Auto No-Fault (Personal Injury Protection)												
19.4 Other Commercial Auto Liability												
21.1 Private Passenger Auto Physical Damage												
21.2 Commercial Auto Physical Damage												
22. Aircraft (all perils)												
23. Fidelity												
24. Surety												
26. Burglary and Theft												
27. Boiler and Machinery												
28. Credit												
29. International												
30. Warranty												
31. Reins nonproportional assumed property	XXX	XXX	XXX	XXX	XXX	XXX	XXX	XXX	XXX	XXX	XXX	XXX
32. Reins nonproportional assumed liability	XXX	XXX	XXX	XXX	XXX	XXX	XXX	XXX	XXX	XXX	XXX	XXX
33. Reins nonproportional assumed financial lines	XXX	XXX	XXX	XXX	XXX	XXX	XXX	XXX	XXX	XXX	XXX	XXX
34. Aggregate Write-Ins for Other Lines of Business												
35. Total (a)												
DETAILS OF WRITE-INS												
3401.												
3402.												
3403.												
3498. Summary of remaining write-ins for Line 34 from overflow page												
3499. Totals (Lines 3401 thru 3403 plus 3498)(Line 34 above)												

NONE

(a) Finance and service charges not included in Lines 1 to 35 \$
 (b) For health business on indicated lines report: Number of persons insured under PPO managed care products and number of persons insured under indemnity only products

19 CA



ANNUAL STATEMENT FOR THE YEAR 2023 OF THE FARMERS GROUP PROPERTY AND CASUALTY INSURANCE COMPANY

EXHIBIT OF PREMIUMS AND LOSSES (Statutory Page 14)

NAIC Group Code 0069

BUSINESS IN THE STATE OF Connecticut

DURING THE YEAR 2023

NAIC Company Code 34339

Table with 12 columns: Line of Business, Gross Premiums (Direct Written, Direct Earned), Dividends Paid, Direct Unearned Premium Reserves, Direct Losses Paid, Direct Losses Incurred, Direct Losses Unpaid, Direct Defense and Cost Containment Expense Paid, Direct Defense and Cost Containment Expense Incurred, Direct Defense and Cost Containment Expense Unpaid, Commissions and Brokerage Expenses, Taxes, Licenses and Fees. Rows include various insurance lines like Fire, Multiple Peril Crop, Commercial Multiple Peril, etc.

(a) Finance and service charges not included in Lines 1 to 35 \$ 100,088

(b) For health business on indicated lines report: Number of persons insured under PPO managed care products and number of persons insured under indemnity only products

19 CT



ANNUAL STATEMENT FOR THE YEAR 2023 OF THE FARMERS GROUP PROPERTY AND CASUALTY INSURANCE COMPANY

EXHIBIT OF PREMIUMS AND LOSSES (Statutory Page 14)

NAIC Group Code 0069

BUSINESS IN THE STATE OF Delaware

DURING THE YEAR 2023

NAIC Company Code 34339

Table with 12 columns: Line of Business, Direct Premiums Written, Direct Premiums Earned, Dividends Paid or Credited to Policyholders on Direct Business, Direct Unearned Premium Reserves, Direct Losses Paid (deducting salvage), Direct Losses Incurred, Direct Losses Unpaid, Direct Defense and Cost Containment Expense Paid, Direct Defense and Cost Containment Expense Incurred, Direct Defense and Cost Containment Expense Unpaid, Commissions and Brokerage Expenses, Taxes, Licenses and Fees. Rows include Fire, Multiple Peril Crop, Federal Flood, Private Flood, Farmowners Multiple Peril, Homeowners Multiple Peril, Commercial Multiple Peril (Non-Liability Portion), Commercial Multiple Peril (Liability Portion), Mortgage Guaranty, Ocean Marine, Inland Marine, Financial Guaranty, Medical Professional Liability, Earthquake, Comprehensive (hospital and medical) ind (b), Credit A&H, Vision Only, Dental Only, Disability Income, Medicare Supplement, Medicaid Title XIX, Medicare Title XVIII, Long-Term Care, Federal Employees Health Benefits Plan, Other Health, Workers' Compensation, Other Liability, Excess Workers' Compensation, Products Liability, Private Passenger Auto No-Fault, Other Private Passenger Auto Liability, Commercial Auto No-Fault, Other Commercial Auto Liability, Private Passenger Auto Physical Damage, Commercial Auto Physical Damage, Aircraft, Fidelity, Surety, Burglary and Theft, Boiler and Machinery, Credit, International, Warranty, Reins nonproportional assumed property, Reins nonproportional assumed liability, Reins nonproportional assumed financial lines, Aggregate Write-Ins for Other Lines of Business, Total (a), and DETAILS OF WRITE-INS (3401-3403, 3498, 3499).

(a) Finance and service charges not included in Lines 1 to 35 \$ 7,601

(b) For health business on indicated lines report: Number of persons insured under PPO managed care products and number of persons insured under indemnity only products

19 DE



ANNUAL STATEMENT FOR THE YEAR 2023 OF THE FARMERS GROUP PROPERTY AND CASUALTY INSURANCE COMPANY

EXHIBIT OF PREMIUMS AND LOSSES (Statutory Page 14)

NAIC Group Code 0069

BUSINESS IN THE STATE OF District of Columbia

DURING THE YEAR 2023

NAIC Company Code 34339

Table with 12 columns: Line of Business, Direct Premiums Written, Direct Premiums Earned, Dividends Paid or Credited to Policyholders on Direct Business, Direct Unearned Premium Reserves, Direct Losses Paid (deducting salvage), Direct Losses Incurred, Direct Losses Unpaid, Direct Defense and Cost Containment Expense Paid, Direct Defense and Cost Containment Expense Incurred, Direct Defense and Cost Containment Expense Unpaid, Commissions and Brokerage Expenses, Taxes, Licenses and Fees. Rows include various insurance lines like Fire, Multiple Peril Crop, Federal Flood, etc., ending with a Total (a) row.

(a) Finance and service charges not included in Lines 1 to 35 \$ 235

(b) For health business on indicated lines report: Number of persons insured under PPO managed care products and number of persons insured under indemnity only products

19.DC



ANNUAL STATEMENT FOR THE YEAR 2023 OF THE FARMERS GROUP PROPERTY AND CASUALTY INSURANCE COMPANY

EXHIBIT OF PREMIUMS AND LOSSES (Statutory Page 14)

NAIC Group Code 0069

BUSINESS IN THE STATE OF Florida

DURING THE YEAR 2023

NAIC Company Code 34339

Table with 12 columns: Line of Business, Direct Premiums Written, Direct Premiums Earned, Dividends Paid or Credited to Policyholders on Direct Business, Direct Unearned Premium Reserves, Direct Losses Paid (deducting salvage), Direct Losses Incurred, Direct Losses Unpaid, Direct Defense and Cost Containment Expense Paid, Direct Defense and Cost Containment Expense Incurred, Direct Defense and Cost Containment Expense Unpaid, Commissions and Brokerage Expenses, Taxes, Licenses and Fees. Rows include various insurance lines like Fire, Multiple Peril Crop, Commercial Multiple Peril, etc., ending with a Total (a) row.

(a) Finance and service charges not included in Lines 1 to 35 \$
(b) For health business on indicated lines report: Number of persons insured under PPO managed care products and number of persons insured under indemnity only products

19 FL



ANNUAL STATEMENT FOR THE YEAR 2023 OF THE FARMERS GROUP PROPERTY AND CASUALTY INSURANCE COMPANY

EXHIBIT OF PREMIUMS AND LOSSES (Statutory Page 14)

NAIC Group Code 0069

BUSINESS IN THE STATE OF Georgia

DURING THE YEAR 2023

NAIC Company Code 34339

Table with 12 columns: Line of Business, Direct Premiums Written, Direct Premiums Earned, Dividends Paid or Credited to Policyholders on Direct Business, Direct Unearned Premium Reserves, Direct Losses Paid (deducting salvage), Direct Losses Incurred, Direct Losses Unpaid, Direct Defense and Cost Containment Expense Paid, Direct Defense and Cost Containment Expense Incurred, Direct Defense and Cost Containment Expense Unpaid, Commissions and Brokerage Expenses, Taxes, Licenses and Fees. Rows include various insurance lines like Fire, Multiple Peril Crop, Federal Flood, etc., ending with a Total (a) row.

(a) Finance and service charges not included in Lines 1 to 35 \$ 14,085

(b) For health business on indicated lines report: Number of persons insured under PPO managed care products and number of persons insured under indemnity only products

19 GA



ANNUAL STATEMENT FOR THE YEAR 2023 OF THE FARMERS GROUP PROPERTY AND CASUALTY INSURANCE COMPANY

EXHIBIT OF PREMIUMS AND LOSSES (Statutory Page 14)

NAIC Group Code 0069

BUSINESS IN THE STATE OF Idaho

DURING THE YEAR 2023

NAIC Company Code 34339

Table with 12 columns: Line of Business, Direct Premiums Written, Direct Premiums Earned, Dividends Paid or Credited to Policyholders on Direct Business, Direct Unearned Premium Reserves, Direct Losses Paid (deducting salvage), Direct Losses Incurred, Direct Losses Unpaid, Direct Defense and Cost Containment Expense Paid, Direct Defense and Cost Containment Expense Incurred, Direct Defense and Cost Containment Expense Unpaid, Commissions and Brokerage Expenses, Taxes, Licenses and Fees. Rows include Fire, Multiple Peril Crop, Federal Flood, Private Crop, Farmowners Multiple Peril, Homeowners Multiple Peril, Commercial Multiple Peril (Non-Liability Portion), Commercial Multiple Peril (Liability Portion), Mortgage Guaranty, Ocean Marine, Inland Marine, Financial Guaranty, Medical Professional Liability, Earthquake, Comprehensive (hospital and medical) ind (b), Credit A&H, Vision Only, Dental Only, Disability Income, Medicare Supplement, Medicaid Title XIX, Medicare Title XVIII, Long-Term Care, Federal Employees Health Benefits Plan, Other Health, Workers' Compensation, Other Liability, Excess Workers' Compensation, Products Liability, Private Passenger Auto No-Fault, Other Private Passenger Auto Liability, Commercial Auto No-Fault, Other Commercial Auto Liability, Private Passenger Auto Physical Damage, Commercial Auto Physical Damage, Aircraft, Fidelity, Surety, Burglary and Theft, Boiler and Machinery, Credit, International, Warranty, Reins nonproportional assumed property, Reins nonproportional assumed liability, Reins nonproportional assumed financial lines, Aggregate Write-Ins for Other Lines of Business, Total (a), and DETAILS OF WRITE-INS (3401-3498).

(a) Finance and service charges not included in Lines 1 to 35 \$ 5,785

(b) For health business on indicated lines report: Number of persons insured under PPO managed care products and number of persons insured under indemnity only products

19.1D



ANNUAL STATEMENT FOR THE YEAR 2023 OF THE FARMERS GROUP PROPERTY AND CASUALTY INSURANCE COMPANY

EXHIBIT OF PREMIUMS AND LOSSES (Statutory Page 14)

NAIC Group Code 0069

BUSINESS IN THE STATE OF Illinois

DURING THE YEAR 2023

NAIC Company Code 34339

Table with 12 columns: Line of Business, Direct Premiums Written, Direct Premiums Earned, Dividends Paid or Credited to Policyholders on Direct Business, Direct Unearned Premium Reserves, Direct Losses Paid (deducting salvage), Direct Losses Incurred, Direct Losses Unpaid, Direct Defense and Cost Containment Expense Paid, Direct Defense and Cost Containment Expense Incurred, Direct Defense and Cost Containment Expense Unpaid, Commissions and Brokerage Expenses, Taxes, Licenses and Fees. Rows include various insurance lines like Fire, Multiple Peril Crop, Federal Flood, etc., ending with a Total (a) row.

(a) Finance and service charges not included in Lines 1 to 35 \$ 28,740

(b) For health business on indicated lines report: Number of persons insured under PPO managed care products and number of persons insured under indemnity only products

19.1L



ANNUAL STATEMENT FOR THE YEAR 2023 OF THE FARMERS GROUP PROPERTY AND CASUALTY INSURANCE COMPANY

EXHIBIT OF PREMIUMS AND LOSSES (Statutory Page 14)

NAIC Group Code 0069

BUSINESS IN THE STATE OF Indiana

DURING THE YEAR 2023

NAIC Company Code 34339

Table with 12 columns: Line of Business, Direct Premiums Written, Direct Premiums Earned, Dividends Paid or Credited to Policyholders on Direct Business, Direct Unearned Premium Reserves, Direct Losses Paid (deducting salvage), Direct Losses Incurred, Direct Losses Unpaid, Direct Defense and Cost Containment Expense Paid, Direct Defense and Cost Containment Expense Incurred, Direct Defense and Cost Containment Expense Unpaid, Commissions and Brokerage Expenses, Taxes, Licenses and Fees. Rows include Fire, Multiple Peril Crop, Federal Flood, Private Crop, Private Flood, Farmowners Multiple Peril, Homeowners Multiple Peril, Commercial Multiple Peril (Non-Liability Portion), Commercial Multiple Peril (Liability Portion), Mortgage Guaranty, Ocean Marine, Inland Marine, Financial Guaranty, Medical Professional Liability, Earthquake, Comprehensive (hospital and medical) ind (b), Credit A&H, Vision Only, Dental Only, Disability Income, Medicare Supplement, Medicaid Title XIX, Medicare Title XVIII, Long-Term Care, Federal Employees Health Benefits Plan, Other Health, Workers' Compensation, Other Liability, Excess Workers' Compensation, Products Liability, Private Passenger Auto No-Fault, Other Private Passenger Auto Liability, Commercial Auto No-Fault, Other Commercial Auto Liability, Private Passenger Auto Physical Damage, Commercial Auto Physical Damage, Aircraft, Fidelity, Surety, Burglary and Theft, Boiler and Machinery, Credit, International, Warranty, Reins nonproportional assumed property, Reins nonproportional assumed liability, Reins nonproportional assumed financial lines, Aggregate Write-Ins for Other Lines of Business, Total (a), and DETAILS OF WRITE-INS (3401-3403, 3498, 3499).

(a) Finance and service charges not included in Lines 1 to 35 \$ 16,221

(b) For health business on indicated lines report: Number of persons insured under PPO managed care products and number of persons insured under indemnity only products

19.IN



ANNUAL STATEMENT FOR THE YEAR 2023 OF THE FARMERS GROUP PROPERTY AND CASUALTY INSURANCE COMPANY

EXHIBIT OF PREMIUMS AND LOSSES (Statutory Page 14)

NAIC Group Code 0069

BUSINESS IN THE STATE OF Iowa

DURING THE YEAR 2023

NAIC Company Code 34339

Table with 12 columns: Line of Business, Direct Premiums Written, Direct Premiums Earned, Dividends Paid or Credited to Policyholders on Direct Business, Direct Unearned Premium Reserves, Direct Losses Paid (deducting salvage), Direct Losses Incurred, Direct Losses Unpaid, Direct Defense and Cost Containment Expense Paid, Direct Defense and Cost Containment Expense Incurred, Direct Defense and Cost Containment Expense Unpaid, Commissions and Brokerage Expenses, Taxes, Licenses and Fees. Rows include Fire, Multiple Peril Crop, Federal Flood, Private Crop, Farmowners Multiple Peril, Homeowners Multiple Peril, Commercial Multiple Peril (Non-Liability Portion), Commercial Multiple Peril (Liability Portion), Mortgage Guaranty, Ocean Marine, Inland Marine, Financial Guaranty, Medical Professional Liability, Earthquake, Comprehensive (hospital and medical) ind (b), Credit A&H, Vision Only, Dental Only, Disability Income, Medicare Supplement, Medicaid Title XIX, Medicare Title XVIII, Long-Term Care, Federal Employees Health Benefits Plan, Other Health, Workers' Compensation, Other Liability, Excess Workers' Compensation, Products Liability, Private Passenger Auto No-Fault, Other Private Passenger Auto Liability, Commercial Auto No-Fault, Other Commercial Auto Liability, Private Passenger Auto Physical Damage, Commercial Auto Physical Damage, Aircraft, Fidelity, Surety, Burglary and Theft, Boiler and Machinery, Credit, International, Warranty, Reins nonproportional assumed property, Reins nonproportional assumed liability, Reins nonproportional assumed financial lines, Aggregate Write-Ins for Other Lines of Business, Total (a), and DETAILS OF WRITE-INS (3401-3403, 3498, 3499).

(a) Finance and service charges not included in Lines 1 to 35 \$ 2,518

(b) For health business on indicated lines report: Number of persons insured under PPO managed care products and number of persons insured under indemnity only products

191A



ANNUAL STATEMENT FOR THE YEAR 2023 OF THE FARMERS GROUP PROPERTY AND CASUALTY INSURANCE COMPANY

EXHIBIT OF PREMIUMS AND LOSSES (Statutory Page 14)

NAIC Group Code 0069

BUSINESS IN THE STATE OF Kansas

DURING THE YEAR 2023

NAIC Company Code 34339

Table with 12 columns: Line of Business, Direct Premiums Written, Direct Premiums Earned, Dividends Paid or Credited to Policyholders on Direct Business, Direct Unearned Premium Reserves, Direct Losses Paid (deducting salvage), Direct Losses Incurred, Direct Losses Unpaid, Direct Defense and Cost Containment Expense Paid, Direct Defense and Cost Containment Expense Incurred, Direct Defense and Cost Containment Expense Unpaid, Commissions and Brokerage Expenses, Taxes, Licenses and Fees. Rows include Fire, Multiple Peril Crop, Federal Flood, Private Flood, Farmowners Multiple Peril, Homeowners Multiple Peril, Commercial Multiple Peril (Non-Liability Portion), Commercial Multiple Peril (Liability Portion), Mortgage Guaranty, Ocean Marine, Inland Marine, Financial Guaranty, Medical Professional Liability - Occurrence, Medical Professional Liability - Claims-Made, Earthquake, Comprehensive (hospital and medical) ind (b), Comprehensive (hospital and medical) group (b), Credit A&H (Group and Individual), Vision Only (b), Dental Only (b), Disability Income (b), Medicare Supplement (b), Medicaid Title XIX (b), Medicare Title XVIII (b), Long-Term Care (b), Federal Employees Health Benefits Plan (b), Other Health (b), Workers' Compensation, Other Liability - Occurrence, Other Liability - Claims-Made, Excess Workers' Compensation, Products Liability - Occurrence, Products Liability - Claims-Made, Private Passenger Auto No-Fault (Personal Injury Protection), Other Private Passenger Auto Liability, Commercial Auto No-Fault (Personal Injury Protection), Other Commercial Auto Liability, Private Passenger Auto Physical Damage, Commercial Auto Physical Damage, Aircraft (all perils), Fidelity, Surety, Burglary and Theft, Boiler and Machinery, Credit, International, Warranty, Reins nonproportional assumed property, Reins nonproportional assumed liability, Reins nonproportional assumed financial lines, Aggregate Write-Ins for Other Lines of Business, Total (a), and DETAILS OF WRITE-INS (3401-3403, 3498, 3499).

19 KS

(a) Finance and service charges not included in Lines 1 to 35 \$
(b) For health business on indicated lines report: Number of persons insured under PPO managed care products and number of persons insured under indemnity only products



ANNUAL STATEMENT FOR THE YEAR 2023 OF THE FARMERS GROUP PROPERTY AND CASUALTY INSURANCE COMPANY

EXHIBIT OF PREMIUMS AND LOSSES (Statutory Page 14)

NAIC Group Code 0069

BUSINESS IN THE STATE OF Louisiana

DURING THE YEAR 2023

NAIC Company Code 34339

Table with 12 columns: Line of Business, Direct Premiums Written, Direct Premiums Earned, Dividends Paid or Credited to Policyholders on Direct Business, Direct Unearned Premium Reserves, Direct Losses Paid (deducting salvage), Direct Losses Incurred, Direct Losses Unpaid, Direct Defense and Cost Containment Expense Paid, Direct Defense and Cost Containment Expense Incurred, Direct Defense and Cost Containment Expense Unpaid, Commissions and Brokerage Expenses, Taxes, Licenses and Fees. Rows include various insurance lines like Fire, Multiple Peril Crop, Federal Flood, etc., ending with a Total (a) row.

(a) Finance and service charges not included in Lines 1 to 35 \$ 4,668

(b) For health business on indicated lines report: Number of persons insured under PPO managed care products and number of persons insured under indemnity only products

191A



ANNUAL STATEMENT FOR THE YEAR 2023 OF THE FARMERS GROUP PROPERTY AND CASUALTY INSURANCE COMPANY

EXHIBIT OF PREMIUMS AND LOSSES (Statutory Page 14)

NAIC Group Code 0069

BUSINESS IN THE STATE OF Maryland

DURING THE YEAR 2023

NAIC Company Code 34339

Table with 12 columns: Line of Business, Direct Premiums Written, Direct Premiums Earned, Dividends Paid or Credited to Policyholders on Direct Business, Direct Unearned Premium Reserves, Direct Losses Paid (deducting salvage), Direct Losses Incurred, Direct Losses Unpaid, Direct Defense and Cost Containment Expense Paid, Direct Defense and Cost Containment Expense Incurred, Direct Defense and Cost Containment Expense Unpaid, Commissions and Brokerage Expenses, Taxes, Licenses and Fees. Rows include various insurance lines like Fire, Multiple Peril Crop, Federal Flood, etc., ending with a Total (a) row.

(a) Finance and service charges not included in Lines 1 to 35 \$ 10,341

(b) For health business on indicated lines report: Number of persons insured under PPO managed care products and number of persons insured under indemnity only products

19 MD



ANNUAL STATEMENT FOR THE YEAR 2023 OF THE FARMERS GROUP PROPERTY AND CASUALTY INSURANCE COMPANY

EXHIBIT OF PREMIUMS AND LOSSES (Statutory Page 14)

NAIC Group Code 0069

BUSINESS IN THE STATE OF Massachusetts

DURING THE YEAR 2023

NAIC Company Code 34339

Table with 12 columns: Line of Business, Direct Premiums Written, Direct Premiums Earned, Dividends Paid or Credited to Policyholders on Direct Business, Direct Unearned Premium Reserves, Direct Losses Paid (deducting salvage), Direct Losses Incurred, Direct Losses Unpaid, Direct Defense and Cost Containment Expense Paid, Direct Defense and Cost Containment Expense Incurred, Direct Defense and Cost Containment Expense Unpaid, Commissions and Brokerage Expenses, Taxes, Licenses and Fees. Rows include various insurance lines like Fire, Multiple Peril Crop, Commercial Multiple Peril, etc.

(a) Finance and service charges not included in Lines 1 to 35 \$
(b) For health business on indicated lines report: Number of persons insured under PPO managed care products and number of persons insured under indemnity only products

19 MA



ANNUAL STATEMENT FOR THE YEAR 2023 OF THE FARMERS GROUP PROPERTY AND CASUALTY INSURANCE COMPANY

EXHIBIT OF PREMIUMS AND LOSSES (Statutory Page 14)

NAIC Group Code 0069

BUSINESS IN THE STATE OF Michigan

DURING THE YEAR 2023

NAIC Company Code 34339

Table with 12 columns: Line of Business, Direct Premiums Written, Direct Premiums Earned, Dividends Paid or Credited to Policyholders on Direct Business, Direct Unearned Premium Reserves, Direct Losses Paid (deducting salvage), Direct Losses Incurred, Direct Losses Unpaid, Direct Defense and Cost Containment Expense Paid, Direct Defense and Cost Containment Expense Incurred, Direct Defense and Cost Containment Expense Unpaid, Commissions and Brokerage Expenses, Taxes, Licenses and Fees. Rows include Fire, Multiple Peril Crop, Federal Flood, Private Crop, Private Flood, Farmowners Multiple Peril, Homeowners Multiple Peril, Commercial Multiple Peril (Non-Liability Portion), Commercial Multiple Peril (Liability Portion), Mortgage Guaranty, Ocean Marine, Inland Marine, Financial Guaranty, Medical Professional Liability, Earthquake, Comprehensive (hospital and medical) ind (b), Credit A&H, Vision Only, Dental Only, Disability Income, Medicare Supplement, Medicaid Title XIX, Medicare Title XVIII, Long-Term Care, Federal Employees Health Benefits Plan, Other Health, Workers' Compensation, Other Liability, Excess Workers' Compensation, Products Liability, Private Passenger Auto No-Fault, Other Private Passenger Auto Liability, Commercial Auto No-Fault, Other Commercial Auto Liability, Private Passenger Auto Physical Damage, Commercial Auto Physical Damage, Aircraft, Fidelity, Surety, Burglary and Theft, Boiler and Machinery, Credit, International, Warranty, Reins nonproportional assumed property, Reins nonproportional assumed liability, Reins nonproportional assumed financial lines, Aggregate Write-Ins for Other Lines of Business, Total (a), and DETAILS OF WRITE-INS (3401-3499).

(a) Finance and service charges not included in Lines 1 to 35 \$ 46,043

(b) For health business on indicated lines report: Number of persons insured under PPO managed care products and number of persons insured under indemnity only products

19.MI



ANNUAL STATEMENT FOR THE YEAR 2023 OF THE FARMERS GROUP PROPERTY AND CASUALTY INSURANCE COMPANY

EXHIBIT OF PREMIUMS AND LOSSES (Statutory Page 14)

NAIC Group Code 0069

BUSINESS IN THE STATE OF Mississippi

DURING THE YEAR 2023

NAIC Company Code 34339

Line of Business	Gross Premiums, Including Policy and Membership Fees, Less Return Premiums and Premiums on Policies not Taken		3 Dividends Paid or Credited to Policyholders on Direct Business	4 Direct Unearned Premium Reserves	5 Direct Losses Paid (deducting salvage)	6 Direct Losses Incurred	7 Direct Losses Unpaid	8 Direct Defense and Cost Containment Expense Paid	9 Direct Defense and Cost Containment Expense Incurred	10 Direct Defense and Cost Containment Expense Unpaid	11 Commissions and Brokerage Expenses	12 Taxes, Licenses and Fees
	1 Direct Premiums Written	2 Direct Premiums Earned										
1. Fire												
2.1 Allied Lines												
2.2 Multiple Peril Crop												
2.3 Federal Flood												
2.4 Private Crop												
2.5 Private Flood												
3. Farmowners Multiple Peril												
4. Homeowners Multiple Peril												
5.1 Commercial Multiple Peril (Non-Liability Portion)												
5.2 Commercial Multiple Peril (Liability Portion)												
6. Mortgage Guaranty												
8. Ocean Marine												
9. Inland Marine												
10. Financial Guaranty												
11.1 Medical Professional Liability - Occurrence												
11.2 Medical Professional Liability - Claims-Made												
12. Earthquake												
13.1 Comprehensive (hospital and medical) ind (b)												
13.2 Comprehensive (hospital and medical) group (b)												
14. Credit A&H (Group and Individual)												
15.1 Vision Only (b)												
15.2 Dental Only (b)												
15.3 Disability Income (b)												
15.4 Medicare Supplement (b)												
15.5 Medicaid Title XIX (b)												
15.6 Medicare Title XVIII (b)												
15.7 Long-Term Care (b)												
15.8 Federal Employees Health Benefits Plan (b)												
15.9 Other Health (b)												
16. Workers' Compensation												
17.1 Other Liability - Occurrence												
17.2 Other Liability - Claims-Made												
17.3 Excess Workers' Compensation												
18.1 Products Liability - Occurrence												
18.2 Products Liability - Claims-Made												
19.1 Private Passenger Auto No-Fault (Personal Injury Protection)												
19.2 Other Private Passenger Auto Liability	4,047,575	3,718,410		1,343,878	1,927,548	2,982,455	1,979,724	2,515	63,146	116,705	405,553	146,023
19.3 Commercial Auto No-Fault (Personal Injury Protection)												
19.4 Other Commercial Auto Liability												
21.1 Private Passenger Auto Physical Damage	5,969,075	5,354,136		1,959,346	3,537,974	3,552,979	67,444	538	538		725,946	211,969
21.2 Commercial Auto Physical Damage												
22. Aircraft (all perils)												
23. Fidelity												
24. Surety												
26. Burglary and Theft												
27. Boiler and Machinery												
28. Credit												
29. International												
30. Warranty												
31. Reins nonproportional assumed property	XXX	XXX	XXX	XXX	XXX	XXX	XXX	XXX	XXX	XXX	XXX	XXX
32. Reins nonproportional assumed liability	XXX	XXX	XXX	XXX	XXX	XXX	XXX	XXX	XXX	XXX	XXX	XXX
33. Reins nonproportional assumed financial lines	XXX	XXX	XXX	XXX	XXX	XXX	XXX	XXX	XXX	XXX	XXX	XXX
34. Aggregate Write-Ins for Other Lines of Business												
35. Total (a)	10,016,650	9,072,546		3,303,224	5,465,521	6,535,435	2,047,168	3,053	63,684	116,705	1,131,499	357,992
DETAILS OF WRITE-INS												
3401.												
3402.												
3403.												
3498. Summary of remaining write-ins for Line 34 from overflow page												
3499. Totals (Lines 3401 thru 3403 plus 3498)(Line 34 above)												

(a) Finance and service charges not included in Lines 1 to 35 \$ 19,270

(b) For health business on indicated lines report: Number of persons insured under PPO managed care products and number of persons insured under indemnity only products

19 MS



ANNUAL STATEMENT FOR THE YEAR 2023 OF THE FARMERS GROUP PROPERTY AND CASUALTY INSURANCE COMPANY

EXHIBIT OF PREMIUMS AND LOSSES (Statutory Page 14)

NAIC Group Code 0069

BUSINESS IN THE STATE OF Missouri

DURING THE YEAR 2023

NAIC Company Code 34339

Table with 12 columns: Line of Business, Direct Premiums Written, Direct Premiums Earned, Dividends Paid or Credited to Policyholders on Direct Business, Direct Unearned Premium Reserves, Direct Losses Paid (deducting salvage), Direct Losses Incurred, Direct Losses Unpaid, Direct Defense and Cost Containment Expense Paid, Direct Defense and Cost Containment Expense Incurred, Direct Defense and Cost Containment Expense Unpaid, Commissions and Brokerage Expenses, Taxes, Licenses and Fees. Rows include various insurance lines like Fire, Multiple Peril Crop, Federal Flood, etc., ending with a Total (a) row.

(a) Finance and service charges not included in Lines 1 to 35 \$
(b) For health business on indicated lines report: Number of persons insured under PPO managed care products and number of persons insured under indemnity only products

19 MO



ANNUAL STATEMENT FOR THE YEAR 2023 OF THE FARMERS GROUP PROPERTY AND CASUALTY INSURANCE COMPANY

EXHIBIT OF PREMIUMS AND LOSSES (Statutory Page 14)

NAIC Group Code 0069

BUSINESS IN THE STATE OF Montana

DURING THE YEAR 2023

NAIC Company Code 34339

Table with 12 columns: Line of Business, Direct Premiums Written, Direct Premiums Earned, Dividends Paid or Credited to Policyholders on Direct Business, Direct Unearned Premium Reserves, Direct Losses Paid (deducting salvage), Direct Losses Incurred, Direct Losses Unpaid, Direct Defense and Cost Containment Expense Paid, Direct Defense and Cost Containment Expense Incurred, Direct Defense and Cost Containment Expense Unpaid, Commissions and Brokerage Expenses, Taxes, Licenses and Fees. Rows include Fire, Multiple Peril Crop, Federal Flood, Private Crop, Private Flood, Farmowners Multiple Peril, Homeowners Multiple Peril, Commercial Multiple Peril (Non-Liability Portion), Commercial Multiple Peril (Liability Portion), Mortgage Guaranty, Ocean Marine, Inland Marine, Financial Guaranty, Medical Professional Liability, Earthquake, Comprehensive (hospital and medical) ind (b), Credit A&H, Vision Only, Dental Only, Disability Income, Medicare Supplement, Medicaid Title XIX, Medicare Title XVIII, Long-Term Care, Federal Employees Health Benefits Plan, Other Health, Workers' Compensation, Other Liability, Excess Workers' Compensation, Products Liability, Private Passenger Auto No-Fault, Other Private Passenger Auto Liability, Commercial Auto No-Fault, Other Commercial Auto Liability, Private Passenger Auto Physical Damage, Commercial Auto Physical Damage, Aircraft, Fidelity, Surety, Burglary and Theft, Boiler and Machinery, Credit, International, Warranty, Reins nonproportional assumed property, Reins nonproportional assumed liability, Reins nonproportional assumed financial lines, Aggregate Write-Ins for Other Lines of Business, Total (a), and DETAILS OF WRITE-INS (3401-3403, 3498, 3499).

(a) Finance and service charges not included in Lines 1 to 35 \$ 2,225

(b) For health business on indicated lines report: Number of persons insured under PPO managed care products and number of persons insured under indemnity only products

19 MT



ANNUAL STATEMENT FOR THE YEAR 2023 OF THE FARMERS GROUP PROPERTY AND CASUALTY INSURANCE COMPANY

EXHIBIT OF PREMIUMS AND LOSSES (Statutory Page 14)

NAIC Group Code 0069

BUSINESS IN THE STATE OF Nebraska

DURING THE YEAR 2023

NAIC Company Code 34339

Table with 12 columns: Line of Business, Direct Premiums Written, Direct Premiums Earned, Dividends Paid or Credited to Policyholders on Direct Business, Direct Unearned Premium Reserves, Direct Losses Paid (deducting salvage), Direct Losses Incurred, Direct Losses Unpaid, Direct Defense and Cost Containment Expense Paid, Direct Defense and Cost Containment Expense Incurred, Direct Defense and Cost Containment Expense Unpaid, Commissions and Brokerage Expenses, Taxes, Licenses and Fees. Rows include various insurance lines like Fire, Multiple Peril Crop, Federal Flood, etc., and a Total (a) row.

(a) Finance and service charges not included in Lines 1 to 35 \$ 1,066

(b) For health business on indicated lines report: Number of persons insured under PPO managed care products and number of persons insured under indemnity only products

19 NIE



ANNUAL STATEMENT FOR THE YEAR 2023 OF THE FARMERS GROUP PROPERTY AND CASUALTY INSURANCE COMPANY

EXHIBIT OF PREMIUMS AND LOSSES (Statutory Page 14)

NAIC Group Code 0069

BUSINESS IN THE STATE OF Nevada

DURING THE YEAR 2023

NAIC Company Code 34339

Table with 12 columns: Line of Business, Direct Premiums Written, Direct Premiums Earned, Dividends Paid or Credited to Policyholders on Direct Business, Direct Unearned Premium Reserves, Direct Losses Paid (deducting salvage), Direct Losses Incurred, Direct Losses Unpaid, Direct Defense and Cost Containment Expense Paid, Direct Defense and Cost Containment Expense Incurred, Direct Defense and Cost Containment Expense Unpaid, Commissions and Brokerage Expenses, Taxes, Licenses and Fees. Rows include various insurance lines like Fire, Multiple Peril Crop, Federal Flood, etc., ending with a Total (a) row.

(a) Finance and service charges not included in Lines 1 to 35 \$ 8,260

(b) For health business on indicated lines report: Number of persons insured under PPO managed care products and number of persons insured under indemnity only products

19 NV



ANNUAL STATEMENT FOR THE YEAR 2023 OF THE FARMERS GROUP PROPERTY AND CASUALTY INSURANCE COMPANY

EXHIBIT OF PREMIUMS AND LOSSES (Statutory Page 14)

NAIC Group Code 0069

BUSINESS IN THE STATE OF New Hampshire

DURING THE YEAR 2023

NAIC Company Code 34339

Table with 12 columns: Line of Business, Direct Premiums Written, Direct Premiums Earned, Dividends Paid or Credited to Policyholders on Direct Business, Direct Unearned Premium Reserves, Direct Losses Paid (deducting salvage), Direct Losses Incurred, Direct Losses Unpaid, Direct Defense and Cost Containment Expense Paid, Direct Defense and Cost Containment Expense Incurred, Direct Defense and Cost Containment Expense Unpaid, Commissions and Brokerage Expenses, Taxes, Licenses and Fees. Rows include Fire, Multiple Peril Crop, Federal Flood, Private Crop, Private Flood, Farmowners Multiple Peril, Homeowners Multiple Peril, Commercial Multiple Peril (Non-Liability Portion), Commercial Multiple Peril (Liability Portion), Mortgage Guaranty, Ocean Marine, Inland Marine, Financial Guaranty, Medical Professional Liability, Earthquake, Comprehensive (hospital and medical) ind (b), Credit A&H, Vision Only, Dental Only, Disability Income, Medicare Supplement, Medicaid Title XIX, Medicare Title XVIII, Long-Term Care, Federal Employees Health Benefits Plan, Other Health, Workers' Compensation, Other Liability, Excess Workers' Compensation, Products Liability, Private Passenger Auto No-Fault, Other Private Passenger Auto Liability, Commercial Auto No-Fault, Other Commercial Auto Liability, Private Passenger Auto Physical Damage, Commercial Auto Physical Damage, Aircraft, Fidelity, Surety, Burglary and Theft, Boiler and Machinery, Credit, International, Warranty, Reins nonproportional assumed property, Reins nonproportional assumed liability, Reins nonproportional assumed financial lines, Aggregate Write-Ins for Other Lines of Business, Total (a), and DETAILS OF WRITE-INS (3401-3498).

(a) Finance and service charges not included in Lines 1 to 35 \$ 21,440

(b) For health business on indicated lines report: Number of persons insured under PPO managed care products and number of persons insured under indemnity only products

19 NH



ANNUAL STATEMENT FOR THE YEAR 2023 OF THE FARMERS GROUP PROPERTY AND CASUALTY INSURANCE COMPANY

EXHIBIT OF PREMIUMS AND LOSSES (Statutory Page 14)

NAIC Group Code 0069

BUSINESS IN THE STATE OF New Jersey

DURING THE YEAR 2023

NAIC Company Code 34339

Table with 12 columns: Line of Business, Direct Premiums Written, Direct Premiums Earned, Dividends Paid or Credited to Policyholders on Direct Business, Direct Unearned Premium Reserves, Direct Losses Paid (deducting salvage), Direct Losses Incurred, Direct Losses Unpaid, Direct Defense and Cost Containment Expense Paid, Direct Defense and Cost Containment Expense Incurred, Direct Defense and Cost Containment Expense Unpaid, Commissions and Brokerage Expenses, Taxes, Licenses and Fees. Rows include various insurance lines like Fire, Multiple Peril Crop, Federal Flood, etc., ending with a Total (a) row.

(a) Finance and service charges not included in Lines 1 to 35 \$ 22,710

(b) For health business on indicated lines report: Number of persons insured under PPO managed care products and number of persons insured under indemnity only products

19 NJ



ANNUAL STATEMENT FOR THE YEAR 2023 OF THE FARMERS GROUP PROPERTY AND CASUALTY INSURANCE COMPANY

EXHIBIT OF PREMIUMS AND LOSSES (Statutory Page 14)

NAIC Group Code 0069

BUSINESS IN THE STATE OF New York

DURING THE YEAR 2023

NAIC Company Code 34339

Line of Business	Gross Premiums, Including Policy and Membership Fees, Less Return Premiums and Premiums on Policies not Taken		3 Dividends Paid or Credited to Policyholders on Direct Business	4 Direct Unearned Premium Reserves	5 Direct Losses Paid (deducting salvage)	6 Direct Losses Incurred	7 Direct Losses Unpaid	8 Direct Defense and Cost Containment Expense Paid	9 Direct Defense and Cost Containment Expense Incurred	10 Direct Defense and Cost Containment Expense Unpaid	11 Commissions and Brokerage Expenses	12 Taxes, Licenses and Fees
	1 Direct Premiums Written	2 Direct Premiums Earned										
1. Fire												
2.1 Allied Lines												
2.2 Multiple Peril Crop												
2.3 Federal Flood												
2.4 Private Crop												
2.5 Private Flood												
3. Farmowners Multiple Peril												
4. Homeowners Multiple Peril												
5.1 Commercial Multiple Peril (Non-Liability Portion)												
5.2 Commercial Multiple Peril (Liability Portion)												
6. Mortgage Guaranty												
8. Ocean Marine												
9. Inland Marine												
10. Financial Guaranty												
11.1 Medical Professional Liability - Occurrence												
11.2 Medical Professional Liability - Claims-Made												
12. Earthquake												
13.1 Comprehensive (hospital and medical) ind (b)												
13.2 Comprehensive (hospital and medical) group (b)												
14. Credit A&H (Group and Individual)												
15.1 Vision Only (b)												
15.2 Dental Only (b)												
15.3 Disability Income (b)												
15.4 Medicare Supplement (b)												
15.5 Medicaid Title XIX (b)												
15.6 Medicare Title XVIII (b)												
15.7 Long-Term Care (b)												
15.8 Federal Employees Health Benefits Plan (b)												
15.9 Other Health (b)												
16. Workers' Compensation												
17.1 Other Liability - Occurrence												
17.2 Other Liability - Claims-Made												
17.3 Excess Workers' Compensation												
18.1 Products Liability - Occurrence												
18.2 Products Liability - Claims-Made												
19.1 Private Passenger Auto No-Fault (Personal Injury Protection)	16,029,412	15,338,145		7,368,580	9,155,619	9,345,384	8,055,494	960,409	214,974	1,520,737	888,700	382,726
19.2 Other Private Passenger Auto Liability	46,501,327	43,722,754		21,504,377	30,629,212	34,505,713	55,706,691	1,680,708	1,053,277	3,792,588	2,565,505	1,108,651
19.3 Commercial Auto No-Fault (Personal Injury Protection)												
19.4 Other Commercial Auto Liability												
21.1 Private Passenger Auto Physical Damage	50,630,448	46,744,654		23,551,552	30,861,831	33,517,361	3,306,612	66,324	66,324	3,061,478		1,402,681
21.2 Commercial Auto Physical Damage												
22. Aircraft (all perils)												
23. Fidelity												
24. Surety												
26. Burglary and Theft												
27. Boiler and Machinery												
28. Credit												
29. International												
30. Warranty												
31. Reins nonproportional assumed property	XXX	XXX	XXX	XXX	XXX	XXX	XXX	XXX	XXX	XXX	XXX	XXX
32. Reins nonproportional assumed liability	XXX	XXX	XXX	XXX	XXX	XXX	XXX	XXX	XXX	XXX	XXX	XXX
33. Reins nonproportional assumed financial lines	XXX	XXX	XXX	XXX	XXX	XXX	XXX	XXX	XXX	XXX	XXX	XXX
34. Aggregate Write-Ins for Other Lines of Business												
35. Total (a)	113,161,187	105,805,554		52,424,508	70,646,663	77,368,458	67,068,797	2,707,442	1,334,575	5,313,325	6,515,583	2,894,058
DETAILS OF WRITE-INS												
3401.												
3402.												
3403.												
3498. Summary of remaining write-ins for Line 34 from overflow page												
3499. Totals (Lines 3401 thru 3403 plus 3498)(Line 34 above)												

(a) Finance and service charges not included in Lines 1 to 35 \$ 208,617

(b) For health business on indicated lines report: Number of persons insured under PPO managed care products and number of persons insured under indemnity only products

19.NY



ANNUAL STATEMENT FOR THE YEAR 2023 OF THE FARMERS GROUP PROPERTY AND CASUALTY INSURANCE COMPANY

EXHIBIT OF PREMIUMS AND LOSSES (Statutory Page 14)

NAIC Group Code 0069

BUSINESS IN THE STATE OF North Dakota

DURING THE YEAR 2023

NAIC Company Code 34339

Table with 12 columns: Line of Business, Direct Premiums Written, Direct Premiums Earned, Dividends Paid or Credited to Policyholders on Direct Business, Direct Unearned Premium Reserves, Direct Losses Paid (deducting salvage), Direct Losses Incurred, Direct Losses Unpaid, Direct Defense and Cost Containment Expense Paid, Direct Defense and Cost Containment Expense Incurred, Direct Defense and Cost Containment Expense Unpaid, Commissions and Brokerage Expenses, Taxes, Licenses and Fees. Rows include various insurance lines like Fire, Multiple Peril Crop, Federal Flood, etc., ending with a Total (a) row.

(a) Finance and service charges not included in Lines 1 to 35 \$ 1,320

(b) For health business on indicated lines report: Number of persons insured under PPO managed care products and number of persons insured under indemnity only products

19 ND



ANNUAL STATEMENT FOR THE YEAR 2023 OF THE FARMERS GROUP PROPERTY AND CASUALTY INSURANCE COMPANY

EXHIBIT OF PREMIUMS AND LOSSES (Statutory Page 14)

NAIC Group Code 0069

BUSINESS IN THE STATE OF Ohio

DURING THE YEAR 2023

NAIC Company Code 34339

Table with 12 columns: Line of Business, Direct Premiums Written, Direct Premiums Earned, Dividends Paid or Credited to Policyholders on Direct Business, Direct Unearned Premium Reserves, Direct Losses Paid (deducting salvage), Direct Losses Incurred, Direct Losses Unpaid, Direct Defense and Cost Containment Expense Paid, Direct Defense and Cost Containment Expense Incurred, Direct Defense and Cost Containment Expense Unpaid, Commissions and Brokerage Expenses, Taxes, Licenses and Fees. Rows include Fire, Multiple Peril Crop, Federal Flood, Private Crop, Farmowners Multiple Peril, Homeowners Multiple Peril, Commercial Multiple Peril (Non-Liability Portion), Commercial Multiple Peril (Liability Portion), Mortgage Guaranty, Ocean Marine, Inland Marine, Financial Guaranty, Medical Professional Liability, Earthquake, Comprehensive (hospital and medical) ind (b), Credit A&H, Vision Only, Dental Only, Disability Income, Medicare Supplement, Medicaid Title XIX, Medicare Title XVIII, Long-Term Care, Federal Employees Health Benefits Plan, Other Health, Workers' Compensation, Other Liability, Excess Workers' Compensation, Products Liability, Private Passenger Auto No-Fault, Other Private Passenger Auto Liability, Commercial Auto No-Fault, Other Commercial Auto Liability, Private Passenger Auto Physical Damage, Commercial Auto Physical Damage, Aircraft, Fidelity, Surety, Burglary and Theft, Boiler and Machinery, Credit, International, Warranty, Reins nonproportional assumed property, Reins nonproportional assumed liability, Reins nonproportional assumed financial lines, Aggregate Write-Ins for Other Lines of Business, Total (a), and DETAILS OF WRITE-INS (3401-3403, 3498, 3499).

(a) Finance and service charges not included in Lines 1 to 35 \$ 31,762

(b) For health business on indicated lines report: Number of persons insured under PPO managed care products and number of persons insured under indemnity only products

19 OH



ANNUAL STATEMENT FOR THE YEAR 2023 OF THE FARMERS GROUP PROPERTY AND CASUALTY INSURANCE COMPANY

EXHIBIT OF PREMIUMS AND LOSSES (Statutory Page 14)

NAIC Group Code 0069

BUSINESS IN THE STATE OF Oklahoma

DURING THE YEAR 2023

NAIC Company Code 34339

Table with 12 columns: Line of Business, Direct Premiums Written, Direct Premiums Earned, Dividends Paid or Credited to Policyholders on Direct Business, Direct Unearned Premium Reserves, Direct Losses Paid (deducting salvage), Direct Losses Incurred, Direct Losses Unpaid, Direct Defense and Cost Containment Expense Paid, Direct Defense and Cost Containment Expense Incurred, Direct Defense and Cost Containment Expense Unpaid, Commissions and Brokerage Expenses, Taxes, Licenses and Fees. Rows include various insurance lines like Fire, Multiple Peril Crop, Federal Flood, etc., and a Total (a) row.

(a) Finance and service charges not included in Lines 1 to 35 \$ 1,104

(b) For health business on indicated lines report: Number of persons insured under PPO managed care products and number of persons insured under indemnity only products

19 OK



ANNUAL STATEMENT FOR THE YEAR 2023 OF THE FARMERS GROUP PROPERTY AND CASUALTY INSURANCE COMPANY

EXHIBIT OF PREMIUMS AND LOSSES (Statutory Page 14)

NAIC Group Code 0069

BUSINESS IN THE STATE OF Pennsylvania

DURING THE YEAR 2023

NAIC Company Code 34339

Line of Business	Gross Premiums, Including Policy and Membership Fees, Less Return Premiums and Premiums on Policies not Taken		3 Dividends Paid or Credited to Policyholders on Direct Business	4 Direct Unearned Premium Reserves	5 Direct Losses Paid (deducting salvage)	6 Direct Losses Incurred	7 Direct Losses Unpaid	8 Direct Defense and Cost Containment Expense Paid	9 Direct Defense and Cost Containment Expense Incurred	10 Direct Defense and Cost Containment Expense Unpaid	11 Commissions and Brokerage Expenses	12 Taxes, Licenses and Fees
	1 Direct Premiums Written	2 Direct Premiums Earned										
1. Fire												
2.1 Allied Lines												
2.2 Multiple Peril Crop												
2.3 Federal Flood												
2.4 Private Crop												
2.5 Private Flood												
3. Farmowners Multiple Peril												
4. Homeowners Multiple Peril												
5.1 Commercial Multiple Peril (Non-Liability Portion)												
5.2 Commercial Multiple Peril (Liability Portion)												
6. Mortgage Guaranty												
8. Ocean Marine												
9. Inland Marine												
10. Financial Guaranty												
11.1 Medical Professional Liability - Occurrence												
11.2 Medical Professional Liability - Claims-Made												
12. Earthquake												
13.1 Comprehensive (hospital and medical) ind (b)												
13.2 Comprehensive (hospital and medical) group (b)												
14. Credit A&H (Group and Individual)												
15.1 Vision Only (b)												
15.2 Dental Only (b)												
15.3 Disability Income (b)												
15.4 Medicare Supplement (b)												
15.5 Medicaid Title XIX (b)												
15.6 Medicare Title XVIII (b)												
15.7 Long-Term Care (b)												
15.8 Federal Employees Health Benefits Plan (b)												
15.9 Other Health (b)												
16. Workers' Compensation												
17.1 Other Liability - Occurrence												
17.2 Other Liability - Claims-Made												
17.3 Excess Workers' Compensation												
18.1 Products Liability - Occurrence												
18.2 Products Liability - Claims-Made												
19.1 Private Passenger Auto No-Fault (Personal Injury Protection)	1,735,808	1,918,144		779,410	773,211	538,388	1,021,971	16,968	(152,215)	192,909	128,937	36,173
19.2 Other Private Passenger Auto Liability	8,981,212	9,007,500		4,168,956	6,222,398	5,815,796	8,290,050	358,636	148,938	481,829	608,877	185,925
19.3 Commercial Auto No-Fault (Personal Injury Protection)												
19.4 Other Commercial Auto Liability												
21.1 Private Passenger Auto Physical Damage	14,660,859	13,456,767		6,877,510	7,692,193	7,894,681	1,217,171	10,087	10,087		1,002,484	296,746
21.2 Commercial Auto Physical Damage												
22. Aircraft (all perils)												
23. Fidelity												
24. Surety												
26. Burglary and Theft												
27. Boiler and Machinery												
28. Credit												
29. International												
30. Warranty												
31. Reins nonproportional assumed property	XXX	XXX	XXX	XXX	XXX	XXX	XXX	XXX	XXX	XXX	XXX	XXX
32. Reins nonproportional assumed liability	XXX	XXX	XXX	XXX	XXX	XXX	XXX	XXX	XXX	XXX	XXX	XXX
33. Reins nonproportional assumed financial lines	XXX	XXX	XXX	XXX	XXX	XXX	XXX	XXX	XXX	XXX	XXX	XXX
34. Aggregate Write-Ins for Other Lines of Business												
35. Total (a)	25,377,879	24,382,410		11,825,876	14,687,802	14,248,864	10,529,192	385,691	6,811	674,738	1,740,298	518,844
DETAILS OF WRITE-INS												
3401.												
3402.												
3403.												
3498. Summary of remaining write-ins for Line 34 from overflow page												
3499. Totals (Lines 3401 thru 3403 plus 3498)(Line 34 above)												

(a) Finance and service charges not included in Lines 1 to 35 \$ 32,947

(b) For health business on indicated lines report: Number of persons insured under PPO managed care products and number of persons insured under indemnity only products

19.PA



ANNUAL STATEMENT FOR THE YEAR 2023 OF THE FARMERS GROUP PROPERTY AND CASUALTY INSURANCE COMPANY

EXHIBIT OF PREMIUMS AND LOSSES (Statutory Page 14)

NAIC Group Code 0069

BUSINESS IN THE STATE OF Rhode Island

DURING THE YEAR 2023

NAIC Company Code 34339

Table with 12 columns: Line of Business, Direct Premiums Written, Direct Premiums Earned, Dividends Paid or Credited to Policyholders on Direct Business, Direct Unearned Premium Reserves, Direct Losses Paid (deducting salvage), Direct Losses Incurred, Direct Losses Unpaid, Direct Defense and Cost Containment Expense Paid, Direct Defense and Cost Containment Expense Incurred, Direct Defense and Cost Containment Expense Unpaid, Commissions and Brokerage Expenses, Taxes, Licenses and Fees. Rows include Fire, Multiple Peril Crop, Federal Flood, Private Crop, Private Flood, Farmowners Multiple Peril, Homeowners Multiple Peril, Commercial Multiple Peril (Non-Liability Portion), Commercial Multiple Peril (Liability Portion), Mortgage Guaranty, Ocean Marine, Inland Marine, Financial Guaranty, Medical Professional Liability, Earthquake, Comprehensive (hospital and medical) ind (b), Credit A&H, Vision Only, Dental Only, Disability Income, Medicare Supplement, Medicaid Title XIX, Medicare Title XVIII, Long-Term Care, Federal Employees Health Benefits Plan, Other Health, Workers' Compensation, Other Liability, Excess Workers' Compensation, Products Liability, Private Passenger Auto No-Fault, Other Private Passenger Auto Liability, Commercial Auto No-Fault, Other Commercial Auto Liability, Private Passenger Auto Physical Damage, Commercial Auto Physical Damage, Aircraft, Fidelity, Surety, Burglary and Theft, Boiler and Machinery, Credit, International, Warranty, Reins nonproportional assumed property, Reins nonproportional assumed liability, Reins nonproportional assumed financial lines, Aggregate Write-Ins for Other Lines of Business, Total (a), and DETAILS OF WRITE-INS (3401-3498).

(a) Finance and service charges not included in Lines 1 to 35 \$ 26,825

(b) For health business on indicated lines report: Number of persons insured under PPO managed care products and number of persons insured under indemnity only products

19.RI



ANNUAL STATEMENT FOR THE YEAR 2023 OF THE FARMERS GROUP PROPERTY AND CASUALTY INSURANCE COMPANY

EXHIBIT OF PREMIUMS AND LOSSES (Statutory Page 14)

NAIC Group Code 0069

BUSINESS IN THE STATE OF South Carolina

DURING THE YEAR 2023

NAIC Company Code 34339

Line of Business	Gross Premiums, Including Policy and Membership Fees, Less Return Premiums and Premiums on Policies not Taken		3 Dividends Paid or Credited to Policyholders on Direct Business	4 Direct Unearned Premium Reserves	5 Direct Losses Paid (deducting salvage)	6 Direct Losses Incurred	7 Direct Losses Unpaid	8 Direct Defense and Cost Containment Expense Paid	9 Direct Defense and Cost Containment Expense Incurred	10 Direct Defense and Cost Containment Expense Unpaid	11 Commissions and Brokerage Expenses	12 Taxes, Licenses and Fees
	1 Direct Premiums Written	2 Direct Premiums Earned										
1. Fire												
2.1 Allied Lines												
2.2 Multiple Peril Crop												
2.3 Federal Flood												
2.4 Private Crop												
2.5 Private Flood												
3. Farmowners Multiple Peril												
4. Homeowners Multiple Peril												
5.1 Commercial Multiple Peril (Non-Liability Portion)												
5.2 Commercial Multiple Peril (Liability Portion)												
6. Mortgage Guaranty												
8. Ocean Marine												
9. Inland Marine												
10. Financial Guaranty												
11.1 Medical Professional Liability - Occurrence												
11.2 Medical Professional Liability - Claims-Made												
12. Earthquake												
13.1 Comprehensive (hospital and medical) ind (b)												
13.2 Comprehensive (hospital and medical) group (b)												
14. Credit A&H (Group and Individual)												
15.1 Vision Only (b)												
15.2 Dental Only (b)												
15.3 Disability Income (b)												
15.4 Medicare Supplement (b)												
15.5 Medicaid Title XIX (b)												
15.6 Medicare Title XVIII (b)												
15.7 Long-Term Care (b)												
15.8 Federal Employees Health Benefits Plan (b)												
15.9 Other Health (b)												
16. Workers' Compensation												
17.1 Other Liability - Occurrence												
17.2 Other Liability - Claims-Made												
17.3 Excess Workers' Compensation												
18.1 Products Liability - Occurrence												
18.2 Products Liability - Claims-Made												
19.1 Private Passenger Auto No-Fault (Personal Injury Protection)												
19.2 Other Private Passenger Auto Liability												
19.3 Commercial Auto No-Fault (Personal Injury Protection)												
19.4 Other Commercial Auto Liability												
21.1 Private Passenger Auto Physical Damage												
21.2 Commercial Auto Physical Damage												
22. Aircraft (all perils)												
23. Fidelity												
24. Surety												
26. Burglary and Theft												
27. Boiler and Machinery												
28. Credit												
29. International												
30. Warranty												
31. Reins nonproportional assumed property	XXX	XXX	XXX	XXX	XXX	XXX	XXX	XXX	XXX	XXX	XXX	XXX
32. Reins nonproportional assumed liability	XXX	XXX	XXX	XXX	XXX	XXX	XXX	XXX	XXX	XXX	XXX	XXX
33. Reins nonproportional assumed financial lines	XXX	XXX	XXX	XXX	XXX	XXX	XXX	XXX	XXX	XXX	XXX	XXX
34. Aggregate Write-Ins for Other Lines of Business												
35. Total (a)												
DETAILS OF WRITE-INS												
3401.												
3402.												
3403.												
3498. Summary of remaining write-ins for Line 34 from overflow page												
3499. Totals (Lines 3401 thru 3403 plus 3498)(Line 34 above)												

NONE

(a) Finance and service charges not included in Lines 1 to 35 \$
(b) For health business on indicated lines report: Number of persons insured under PPO managed care products and number of persons insured under indemnity only products

19 SC



ANNUAL STATEMENT FOR THE YEAR 2023 OF THE FARMERS GROUP PROPERTY AND CASUALTY INSURANCE COMPANY

EXHIBIT OF PREMIUMS AND LOSSES (Statutory Page 14)

NAIC Group Code 0069

BUSINESS IN THE STATE OF South Dakota

DURING THE YEAR 2023

NAIC Company Code 34339

Table with 12 columns: Line of Business, Direct Premiums Written, Direct Premiums Earned, Dividends Paid or Credited to Policyholders on Direct Business, Direct Unearned Premium Reserves, Direct Losses Paid (deducting salvage), Direct Losses Incurred, Direct Losses Unpaid, Direct Defense and Cost Containment Expense Paid, Direct Defense and Cost Containment Expense Incurred, Direct Defense and Cost Containment Expense Unpaid, Commissions and Brokerage Expenses, Taxes, Licenses and Fees. Rows include various insurance lines like Fire, Multiple Peril Crop, Commercial Multiple Peril, etc., ending with a Total (a) row.

(a) Finance and service charges not included in Lines 1 to 35 \$ 1,621

(b) For health business on indicated lines report: Number of persons insured under PPO managed care products and number of persons insured under indemnity only products

19 SD



ANNUAL STATEMENT FOR THE YEAR 2023 OF THE FARMERS GROUP PROPERTY AND CASUALTY INSURANCE COMPANY

EXHIBIT OF PREMIUMS AND LOSSES (Statutory Page 14)

NAIC Group Code 0069

BUSINESS IN THE STATE OF Tennessee

DURING THE YEAR 2023

NAIC Company Code 34339

Table with 12 columns: Line of Business, Direct Premiums Written, Direct Premiums Earned, Dividends Paid or Credited to Policyholders on Direct Business, Direct Unearned Premium Reserves, Direct Losses Paid (deducting salvage), Direct Losses Incurred, Direct Losses Unpaid, Direct Defense and Cost Containment Expense Paid, Direct Defense and Cost Containment Expense Incurred, Direct Defense and Cost Containment Expense Unpaid, Commissions and Brokerage Expenses, Taxes, Licenses and Fees. Rows include various insurance lines like Fire, Multiple Peril Crop, Federal Flood, etc., and a Total (a) row.

(a) Finance and service charges not included in Lines 1 to 35 \$ 7,717

(b) For health business on indicated lines report: Number of persons insured under PPO managed care products and number of persons insured under indemnity only products

19.TN



ANNUAL STATEMENT FOR THE YEAR 2023 OF THE FARMERS GROUP PROPERTY AND CASUALTY INSURANCE COMPANY

EXHIBIT OF PREMIUMS AND LOSSES (Statutory Page 14)

NAIC Group Code 0069

BUSINESS IN THE STATE OF Texas

DURING THE YEAR 2023

NAIC Company Code 34339

Table with 12 columns: Line of Business, Direct Premiums Written, Direct Premiums Earned, Dividends Paid or Credited to Policyholders on Direct Business, Direct Unearned Premium Reserves, Direct Losses Paid (deducting salvage), Direct Losses Incurred, Direct Losses Unpaid, Direct Defense and Cost Containment Expense Paid, Direct Defense and Cost Containment Expense Incurred, Direct Defense and Cost Containment Expense Unpaid, Commissions and Brokerage Expenses, Taxes, Licenses and Fees. Rows include various insurance lines like Fire, Multiple Peril Crop, Federal Flood, etc., ending with a Total (a) row.

(a) Finance and service charges not included in Lines 1 to 35 \$ 4,010

(b) For health business on indicated lines report: Number of persons insured under PPO managed care products and number of persons insured under indemnity only products

19.TX



ANNUAL STATEMENT FOR THE YEAR 2023 OF THE FARMERS GROUP PROPERTY AND CASUALTY INSURANCE COMPANY

EXHIBIT OF PREMIUMS AND LOSSES (Statutory Page 14)

NAIC Group Code 0069

BUSINESS IN THE STATE OF Utah

DURING THE YEAR 2023

NAIC Company Code 34339

Table with 12 columns: Line of Business, Direct Premiums Written, Direct Premiums Earned, Dividends Paid or Credited to Policyholders on Direct Business, Direct Unearned Premium Reserves, Direct Losses Paid (deducting salvage), Direct Losses Incurred, Direct Losses Unpaid, Direct Defense and Cost Containment Expense Paid, Direct Defense and Cost Containment Expense Incurred, Direct Defense and Cost Containment Expense Unpaid, Commissions and Brokerage Expenses, Taxes, Licenses and Fees. Rows include Fire, Multiple Peril Crop, Federal Flood, Private Crop, Private Flood, Farmowners Multiple Peril, Homeowners Multiple Peril, Commercial Multiple Peril (Non-Liability Portion), Commercial Multiple Peril (Liability Portion), Mortgage Guaranty, Ocean Marine, Inland Marine, Financial Guaranty, Medical Professional Liability, Earthquake, Comprehensive (hospital and medical) ind (b), Credit A&H, Vision Only, Dental Only, Disability Income, Medicare Supplement, Medicaid Title XIX, Medicare Title XVIII, Long-Term Care, Federal Employees Health Benefits Plan, Other Health, Workers' Compensation, Other Liability, Excess Workers' Compensation, Products Liability, Private Passenger Auto No-Fault, Other Private Passenger Auto Liability, Commercial Auto No-Fault, Other Commercial Auto Liability, Private Passenger Auto Physical Damage, Commercial Auto Physical Damage, Aircraft, Fidelity, Surety, Burglary and Theft, Boiler and Machinery, Credit, International, Warranty, Reins nonproportional assumed property, Reins nonproportional assumed liability, Reins nonproportional assumed financial lines, Aggregate Write-Ins for Other Lines of Business, Total (a), and DETAILS OF WRITE-INS (3401-3403, 3498, 3499).

(a) Finance and service charges not included in Lines 1 to 35 \$ 15,686

(b) For health business on indicated lines report: Number of persons insured under PPO managed care products and number of persons insured under indemnity only products

19 UT



ANNUAL STATEMENT FOR THE YEAR 2023 OF THE FARMERS GROUP PROPERTY AND CASUALTY INSURANCE COMPANY

EXHIBIT OF PREMIUMS AND LOSSES (Statutory Page 14)

NAIC Group Code 0069

BUSINESS IN THE STATE OF Vermont

DURING THE YEAR 2023

NAIC Company Code 34339

Table with 12 columns: Line of Business, Direct Premiums Written, Direct Premiums Earned, Dividends Paid or Credited to Policyholders on Direct Business, Direct Unearned Premium Reserves, Direct Losses Paid (deducting salvage), Direct Losses Incurred, Direct Losses Unpaid, Direct Defense and Cost Containment Expense Paid, Direct Defense and Cost Containment Expense Incurred, Direct Defense and Cost Containment Expense Unpaid, Commissions and Brokerage Expenses, Taxes, Licenses and Fees. Rows include Fire, Multiple Peril Crop, Federal Flood, Private Crop, Private Flood, Farmowners Multiple Peril, Homeowners Multiple Peril, Commercial Multiple Peril (Non-Liability Portion), Commercial Multiple Peril (Liability Portion), Mortgage Guaranty, Ocean Marine, Inland Marine, Financial Guaranty, Medical Professional Liability, Earthquake, Comprehensive (hospital and medical) ind (b), Credit A&H, Vision Only, Dental Only, Disability Income, Medicare Supplement, Medicaid Title XIX, Medicare Title XVIII, Long-Term Care, Federal Employees Health Benefits Plan, Other Health, Workers' Compensation, Excess Workers' Compensation, Products Liability, Private Passenger Auto No-Fault, Other Private Passenger Auto Liability, Commercial Auto No-Fault, Other Commercial Auto Liability, Private Passenger Auto Physical Damage, Commercial Auto Physical Damage, Aircraft, Fidelity, Surety, Burglary and Theft, Boiler and Machinery, Credit, International, Warranty, Reins nonproportional assumed property, Reins nonproportional assumed liability, Reins nonproportional assumed financial lines, Aggregate Write-Ins for Other Lines of Business, Total (a), and DETAILS OF WRITE-INS (3401-3498).

(a) Finance and service charges not included in Lines 1 to 35 \$ 8,789

(b) For health business on indicated lines report: Number of persons insured under PPO managed care products and number of persons insured under indemnity only products

19.VT



ANNUAL STATEMENT FOR THE YEAR 2023 OF THE FARMERS GROUP PROPERTY AND CASUALTY INSURANCE COMPANY

EXHIBIT OF PREMIUMS AND LOSSES (Statutory Page 14)

NAIC Group Code 0069

BUSINESS IN THE STATE OF Washington

DURING THE YEAR 2023

NAIC Company Code 34339

Table with 12 columns: Line of Business, Direct Premiums Written, Direct Premiums Earned, Dividends Paid or Credited to Policyholders on Direct Business, Direct Unearned Premium Reserves, Direct Losses Paid (deducting salvage), Direct Losses Incurred, Direct Losses Unpaid, Direct Defense and Cost Containment Expense Paid, Direct Defense and Cost Containment Expense Incurred, Direct Defense and Cost Containment Expense Unpaid, Commissions and Brokerage Expenses, Taxes, Licenses and Fees. Rows include various insurance lines like Fire, Multiple Peril Crop, Commercial Multiple Peril, etc.

19/WA

(a) Finance and service charges not included in Lines 1 to 35 \$
(b) For health business on indicated lines report: Number of persons insured under PPO managed care products and number of persons insured under indemnity only products



ANNUAL STATEMENT FOR THE YEAR 2023 OF THE FARMERS GROUP PROPERTY AND CASUALTY INSURANCE COMPANY

EXHIBIT OF PREMIUMS AND LOSSES (Statutory Page 14)

NAIC Group Code 0069

BUSINESS IN THE STATE OF West Virginia

DURING THE YEAR 2023

NAIC Company Code 34339

Table with 12 columns: Line of Business, Direct Premiums Written, Direct Premiums Earned, Dividends Paid or Credited to Policyholders on Direct Business, Direct Unearned Premium Reserves, Direct Losses Paid (deducting salvage), Direct Losses Incurred, Direct Losses Unpaid, Direct Defense and Cost Containment Expense Paid, Direct Defense and Cost Containment Expense Incurred, Direct Defense and Cost Containment Expense Unpaid, Commissions and Brokerage Expenses, Taxes, Licenses and Fees. Rows include Fire, Multiple Peril Crop, Federal Flood, Private Crop, Farmowners Multiple Peril, Homeowners Multiple Peril, Commercial Multiple Peril (Non-Liability Portion), Commercial Multiple Peril (Liability Portion), Mortgage Guaranty, Ocean Marine, Inland Marine, Financial Guaranty, Medical Professional Liability, Earthquake, Comprehensive (hospital and medical) ind (b), Credit A&H, Vision Only, Dental Only, Disability Income, Medicare Supplement, Medicaid Title XIX, Medicare Title XVIII, Long-Term Care, Federal Employees Health Benefits Plan, Other Health, Workers' Compensation, Other Liability, Excess Workers' Compensation, Products Liability, Private Passenger Auto No-Fault, Other Private Passenger Auto Liability, Commercial Auto No-Fault, Other Commercial Auto Liability, Private Passenger Auto Physical Damage, Commercial Auto Physical Damage, Aircraft, Fidelity, Surety, Burglary and Theft, Boiler and Machinery, Credit, International, Warranty, Reins nonproportional assumed property, Reins nonproportional assumed liability, Reins nonproportional assumed financial lines, Aggregate Write-Ins for Other Lines of Business, Total (a), and DETAILS OF WRITE-INS (3401-3403, 3498, 3499).

19.WV

(a) Finance and service charges not included in Lines 1 to 35 \$ 477
(b) For health business on indicated lines report: Number of persons insured under PPO managed care products and number of persons insured under indemnity only products



ANNUAL STATEMENT FOR THE YEAR 2023 OF THE FARMERS GROUP PROPERTY AND CASUALTY INSURANCE COMPANY

EXHIBIT OF PREMIUMS AND LOSSES (Statutory Page 14)

NAIC Group Code 0069

BUSINESS IN THE STATE OF Wisconsin

DURING THE YEAR 2023

NAIC Company Code 34339

Table with 12 columns: Line of Business, Direct Premiums Written, Direct Premiums Earned, Dividends Paid or Credited to Policyholders on Direct Business, Direct Unearned Premium Reserves, Direct Losses Paid (deducting salvage), Direct Losses Incurred, Direct Losses Unpaid, Direct Defense and Cost Containment Expense Paid, Direct Defense and Cost Containment Expense Incurred, Direct Defense and Cost Containment Expense Unpaid, Commissions and Brokerage Expenses, Taxes, Licenses and Fees. Rows include various insurance lines like Fire, Multiple Peril Crop, Federal Flood, etc., ending with a Total (a) row.

(a) Finance and service charges not included in Lines 1 to 35 \$ 9,410

(b) For health business on indicated lines report: Number of persons insured under PPO managed care products and number of persons insured under indemnity only products

19.WI



ANNUAL STATEMENT FOR THE YEAR 2023 OF THE FARMERS GROUP PROPERTY AND CASUALTY INSURANCE COMPANY

EXHIBIT OF PREMIUMS AND LOSSES (Statutory Page 14)

NAIC Group Code 0069

BUSINESS IN THE STATE OF Grand Total

DURING THE YEAR 2023

NAIC Company Code 34339

Table with 12 columns: Line of Business, Direct Premiums Written, Direct Premiums Earned, Dividends Paid or Credited to Policyholders on Direct Business, Direct Unearned Premium Reserves, Direct Losses Paid (deducting salvage), Direct Losses Incurred, Direct Losses Unpaid, Direct Defense and Cost Containment Expense Paid, Direct Defense and Cost Containment Expense Incurred, Direct Defense and Cost Containment Expense Unpaid, Commissions and Brokerage Expenses, Taxes, Licenses and Fees. Rows include various insurance lines like Fire, Flood, Auto, and Commercial.

(a) Finance and service charges not included in Lines 1 to 35 \$ 674,660

(b) For health business on indicated lines report: Number of persons insured under PPO managed care products and number of persons insured under indemnity only products

19 GT

ANNUAL STATEMENT FOR THE YEAR 2023 OF THE FARMERS GROUP PROPERTY AND CASUALTY INSURANCE COMPANY

SCHEDULE F - PART 1

Assumed Reinsurance as of December 31, Current Year (\$000 Omitted)

1 ID Number	2 NAIC Company Code	3 Name of Reinsured	4 Domiciliary Jurisdiction	5 Assumed Premium	Reinsurance On		8 Cols. 6 + 7	9 Contingent Commissions Payable	10 Assumed Premiums Receivable	11 Unearned Premium	12 Funds Held By or Deposited With Reinsured Companies	13 Letters of Credit Posted	14 Amount of Assets Pledged or Compensating Balances to Secure Letters of Credit	15 Amount of Assets Pledged or Collateral Held in Trust
					6 Paid Losses and Loss Adjustment Expenses	7 Known Case Losses and LAE								
0499999. Total - U.S. Non-Pool														
0799999. Total - Other (Non-U.S.)														
0899999. Total - Affiliates														
06-0237820	.20699	ACE PROP & CAS INS CO	PA		.7	.73	81							
25-1118791	.19402	AIG PROP CAS CO	IL		368	204	572							
95-3187355	.35300	ALLIANZ GLOBAL RISKS US INS CO	IL			191	191							
36-0719665	.19232	ALLSTATE INS CO	IL			393	393							
13-5124990	.19380	AMERICAN HOME ASSUR CO	NY		5	325	330							
38-1869912	.19488	AMERISURE INS CO	MI			381	381							
05-0348344	.19976	AMICA MUT INS CO	RI			3	3							
13-5358230	.24678	ARROWOOD IND CO	DE		(4)	316	312							
13-4934590	.19895	ATLANTIC MUT INS CO	NY			13	13							
47-0360368	.20249	CENTRAL NATL INS CO OF OMAHA	NE			68	68							
06-6105395	.20710	CENTURY IND CO	PA			65	65							
22-2405591	.41386	CHUBB INS CO OF NJ	NJ			339	339							
02-0441070	.87980	CIGNA INS GRP INC	NH											
36-2114545	.20443	CONTINENTAL CAS CO	IL			71	71							
22-2464174	.42471	CRUM & FORSTER INS CO	NJ		333	1,052	1,385							
39-0264050	.21458	EMPLOYERS INS OF WAUSAU	WI			1,336	1,336							
22-2005057	.26921	EVEREST REINS CO	DE		262	902	1,164							
04-2198460	.21822	FIRST STATE INS CO	CT			37	37							
36-2594678	.10545	FREMONT CAS INS CO	IL			13	13							
38-0558390	.13994	FREMONT INS CO	MI			116	116							
13-2673100	.22039	GENERAL REINS CORP	DE		(3)	128	125							
53-0075853	.22063	GOVERNMENT EMPLOYEES INS CO	NE			486	486							
13-5129825	.22292	HANOVER INS CO	NH		(11)	69	58							
73-1416269	.20430	HARBOR INS CO	OK			125	125							
23-0902325	.14168	HARLEYSVILLE MUT INS CO	PA			698	698							
06-0383030	.22357	HARTFORD ACCIDENT & IND CO	CT			130	130							
06-0383750	.19682	HARTFORD FIRE INS CO	CT											
22-2567570	.28959	HIGH POINT PREFERRED INS CO	NJ			17	17							
02-0308052	.22527	HOME INS CO	NH		26	654	680							
75-6163814	.18643	HOUSTON GENERAL LLOYDS	TX			30	30							
23-0723970	.22713	INSURANCE CO OF N AMER	PA			185	185							
95-2769232	.27847	INSURANCE CO OF THE WEST	CA			734	734							
13-5339725	.18341	INSURANCE CORP OF NY	NY											
75-2334659	.11272	INTERNATIONAL INDUSTRIAL IND CO	VT			11	11							
22-1964136	.21083	INTERNATIONAL INS CO	IL		11	26	37							
30-0875959	.20621	LAMORAK INS CO	PA			588	588							
25-1149494	.19437	LEXINGTON INS CO	DE			4,622	4,622							
04-1543470	.23043	LIBERTY MUT INS CO	MA			211	211							
36-3101262	.38970	MARKEL INS CO	IL		(299)		(299)							
51-0097283	.26743	MAXUM IND CO	CT			56	56							
13-5581829	.65978	METROPOLITAN LIFE INS CO	NY			879	879							
38-0828980	.14508	MICHIGAN MILLERS MUT INS CO	MI		(8)	16	8							
13-4924125	.10227	MUNICH REINS AMER INC	DE			405	405							
84-0982643	.16217	NATIONAL FARMERS UNION PROP & CAS	NC			52	52							
36-2704643	.21881	NATIONAL SURETY CORP	IL			742	742							
25-0687550	.19445	NATIONAL UNION FIRE INS CO OF PITTS	PA			2,912	2,912							
42-1015537	.28223	NATIONWIDE AGRIBUSINESS INS CO	IA											
04-2177185	.21830	NEW ENGLAND INS CO	CT			2	2							
06-1053492	.41629	NEW ENGLAND REINS CORP	CT		(43)	76	33							
02-0172170	.23841	NEW HAMPSHIRE INS CO	IL			90	90							
25-0410420	.24147	OLD REPUBLIC INS CO	PA			8	8							

ANNUAL STATEMENT FOR THE YEAR 2023 OF THE FARMERS GROUP PROPERTY AND CASUALTY INSURANCE COMPANY

SCHEDULE F - PART 1

Assumed Reinsurance as of December 31, Current Year (\$000 Omitted)

1 ID Number	2 NAIC Company Code	3 Name of Reinsured	4 Domiciliary Jurisdiction	5 Assumed Premium	Reinsurance On		8 Cols. 6 + 7	9 Contingent Commissions Payable	10 Assumed Premiums Receivable	11 Unearned Premium	12 Funds Held By or Deposited With Reinsured Companies	13 Letters of Credit Posted	14 Amount of Assets Pledged or Compensating Balances to Secure Letters of Credit	15 Amount of Assets Pledged or Collateral Held in Trust
					6 Paid Losses and Loss Adjustment Expenses	7 Known Case Losses and LAE								
23-1641984	.10219	QBE REINS CORP	PA			74	74							
23-1740414	.22705	R&G REINS CO	PA		10	742	752							
75-1444207	.30058	SCOR REINS CO	NY			10	10							
39-0333950	.24988	SENTRY INS CO	WI			24	24							
37-0533080	.25143	STATE FARM FIRE & CAS CO	IL		(1)		(1)							
94-1517098	.25534	TIG INS CO	CA											
13-2918573	.42439	TOA RE INS CO OF AMER	DE											
06-0907370	.31194	TRAVELERS CAS & SURETY CO OF AMER	CT		(15)	86	71							
06-1008174	.39047	TRAVELERS INS GROUP INC	CT											
95-2575892	.21709	TRUCK INSURANCE EXCHANGE	CA			6	6							
06-0732738	.29459	TWIN CITY FIRE INS CO CO	IN		(1)	50	49							
52-0515280	.25887	UNITED STATES FIDELITY & GUAR CO	CT			129	129							
15-0476880	.25976	UTICA MUT INS CO	NY			438	438							
39-1341459	.26042	WAUSAU UNDERWRITERS INS CO	WI			15	15							
92-0040526	.10030	WESTCHESTER FIRE INS CO	PA											
48-0921045	.39845	WESTPORT INS CORP	MO			691	700							
0999999		Total Other U.S. Unaffiliated Insurers			647	22,112	22,759							
AA-9995048	.00000	AMERICAN OFFSHORE INS SYNDICATE	NY											
AA-9995022	.00000	EXCESS & CAS REINS ASSN	NY			3,388	3,388							
AA-9995043	.00000	US AIRCRAFT INS GRP	NY		(2)		(2)							
1199999		Total Pools, Associations or Other Similar Facilities - Voluntary Pools			(2)	3,388	3,387							
1299999		Total - Pools and Associations			(2)	3,388	3,387							
AA-3610324	.00000	ALL AMERICAN REINS LTD	KNA		(7)		(7)							
AA-1340026	.00000	ALLIANZ AKTIENGESELLSCHAFT	DEU		(4)	28	24							
AA-3160026	.00000	CONSTELLATION REINS CO LTD	BRB		(1)		(1)							
AA-1240055	.00000	CONSTITUTION REASSUR SA	BEL		(180)	314	134							
AA-1120430	.00000	CONTINENTAL REINS CORP (UK) LTD	GBR		1	90	91							
AA-3430007	.00000	GENERAL ACCIDENT INS CO	JAM			462	462							
AA-1560247	.00000	NORTHBRIDGE GEN INS CORP	CAN			28	28							
AA-1120013	.00000	ROYAL INS (UK) LTD	GBR			16	16							
AA-1560076	.00000	TOKIO MARINE & NICHIDA FIRE INS CO LTD	CAN			29	29							
1399999		Total Other Non-U.S. Insurers			(189)	967	777							
9999999		Totals			456	26,467	26,923							

SCHEDULE F - PART 2

Premium Portfolio Reinsurance Effected or (Canceled) during Current Year

1 ID Number	2 NAIC Com- pany Code	3 Name of Company	4 Date of Contract	5 Original Premium	6 Reinsurance Premium
NONE					

ANNUAL STATEMENT FOR THE YEAR 2023 OF THE FARMERS GROUP PROPERTY AND CASUALTY INSURANCE COMPANY

SCHEDULE F - PART 3

Ceded Reinsurance as of December 31, Current Year (\$000 Omitted)

1 ID Number	2 NAIC Company Code	3 Name of Reinsurer	4 Domiciliary Jurisdiction	5 Special Code	6 Reinsurance Premiums Ceded	Reinsurance Recoverable On										16 Amount in Dispute included in Column 15	Reinsurance Payable		19 Net Amount Recoverable From Reinsurers Cols. 15 - [17 + 18]	20 Funds Held by Company Under Reinsurance Treaties
						7 Paid Losses	8 Paid LAE	9 Known Case Loss Reserves	10 Known Case LAE Reserves	11 IBNR Loss Reserves	12 IBNR LAE Reserves	13 Unearned Premiums	14 Contingent Commissions	15 Columns 7 through 14 Totals	17 Ceded Balances Payable		18 Other Amounts Due to Reinsurers			
13-2725441	.26298	FARMERS PROPERTY AND CASUALTY INSURANCE COMPANY	RI		662,981	28,972	2,772	237,880	17,411	135,754	45,545	305,547		773,881		34,147		739,733		
0399999. Total Authorized - Affiliates - U.S. Non-Pool - Other					662,981	28,972	2,772	237,880	17,411	135,754	45,545	305,547		773,881		34,147		739,733		
0499999. Total Authorized - Affiliates - U.S. Non-Pool					662,981	28,972	2,772	237,880	17,411	135,754	45,545	305,547		773,881		34,147		739,733		
0799999. Total Authorized - Affiliates - Other (Non-U.S.)																				
0899999. Total Authorized - Affiliates					662,981	28,972	2,772	237,880	17,411	135,754	45,545	305,547		773,881		34,147		739,733		
06-0237820	.20699	ACE PROP & CAS INS CO	PA			28		52		28				109				109		
13-5358230	.24678	ARROWOOD IND CO	DE			10		41		22				73				73		
51-0400307	.10391	BERKSHIRE HATHAWAY DIRECT INS CO	NE			5		28		15				48				48		
36-2994662	.36552	COLISEUM REINS CO	DE			10		16		9				35				35		
39-0264050	.21458	EMPLOYERS INS OF WAUSAU	WI			52		134		73				259				259		
42-0234980	.21415	EMPLOYERS MUT CAS CO	IA			2								2				2		
05-0316605	.21482	FACTORY MUT INS CO	RI			8		52		28				88				88		
06-1325038	.39136	FINIAL REINS CO	CT											1				1		
04-1543470	.23043	LIBERTY MUT INS CO	MA			96		18		10				123				123		
38-0865250	.11991	NATIONAL CAS CO	OH			9		23		12				44				44		
06-1053492	.41629	NEW ENGLAND REINS CORP	CT			184		964		529				1,677				1,677		
39-0333950	.24988	SENTRY INS A MUT CO	WI			1		16		9				25				25		
13-2997499	.38776	SIRIUS AMER INS CO	NY			23		121		67				211				211		
13-2554270	.11126	SOMPO AMER INS CO	NY			3								3				3		
22-3590451	.40045	STARNET INS CO	IA			24		49		27				100				100		
75-1670124	.38318	STARR IND & LIAB CO	TX			59		14		8				81				81		
13-1675535	.25364	SWISS REINS AMER CORP	NY			33		143		79				256				256		
94-1517098	.25534	TIG INS CO	CA					23,678	213	12,989		114		36,995				36,995		
13-2918573	.42439	TOA RE INS CO OF AMER	DE			35		140		77				251				251		
13-4032666	.10945	TOKIO MARINE AMER INS CO	NY			22		45		25				92				92		
0999999. Total Authorized - Other U.S. Unaffiliated Insurers						605		25,534	213	14,008	114			40,473				40,473		
AA-9991159	.00000	MICHIGAN CATASTROPHIC CLAIMS ASSN	MI		206															
AA-9992201	.00000	NATIONAL FLOOD INS PROGRAM	DC																	
1099999. Total Authorized - Pools - Mandatory Pools					206															
AA-1340085	.00000	E S RUECKVERSICHERUNGS AKTIENGESELLSCHAFT	DEU					1		1				3				3		
AA-1340125	.00000	HANNOVER RUECK SE	DEU			(5)		29		16				39				39		
1299999. Total Authorized - Other Non-U.S. Insurers						(5)		30		17				41				41		
1499999. Total Authorized Excluding Protected Cells (Sum of 0899999, 0999999, 1099999, 1199999 and 1299999)					663,187	29,571	2,772	263,444	17,624	149,778	45,659	305,547		814,395		34,147		780,248		
1899999. Total Unauthorized - Affiliates - U.S. Non-Pool																				
2199999. Total Unauthorized - Affiliates - Other (Non-U.S.)																				
2299999. Total Unauthorized - Affiliates																				
38-2145898	.33499	DORINCO REINS CO	MI			5		20		11				37				37		
22-2005057	.26921	EVEREST REINS CO	DE			9								9				9		
25-1149494	.19437	LEXINGTON INS CO	DE					12		6				18				18		
13-2919779	.18333	PEERLESS IND INS CO	IL			1								1				1		
04-1027270	.20613	SPARTA INS CO	CT			58								58				58		
06-0566050	.25658	TRAVELERS IND CO	CT											1				1		
48-0921045	.39845	WESTPORT INS CORP	MO																	
2399999. Total Unauthorized - Other U.S. Unaffiliated Insurers						73		33		18				123				123		
AA-1580015	.00000	A101 NISSAY DOWA INS CO LTD	JPN			36		36		32				126				126		
AA-1244102	.00000	AXA BELGIUM	BEL			18		58		20				74				74		
AA-3190180	.00000	CATALINA GEN INS LTD	BMU			14		11		6				30				30		

ANNUAL STATEMENT FOR THE YEAR 2023 OF THE FARMERS GROUP PROPERTY AND CASUALTY INSURANCE COMPANY

SCHEDULE F - PART 3

Ceded Reinsurance as of December 31, Current Year (\$000 Omitted)

1 ID Number	2 NAIC Company Code	3 Name of Reinsurer	4 Domiciliary Jurisdiction	5 Special Code	6 Reinsurance Premiums Ceded	Reinsurance Recoverable On									16 Amount in Dispute included in Column 15	Reinsurance Payable		19 Net Amount Recoverable From Reinsurers Cols. 15 - [17 + 18]	20 Funds Held by Company Under Reinsurance Treaties
						7 Paid Losses	8 Paid LAE	9 Known Case Loss Reserves	10 Known Case LAE Reserves	11 IBNR Loss Reserves	12 IBNR LAE Reserves	13 Unearned Premiums	14 Contingent Commis- sions	15 Columns 7 through 14 Totals		17 Ceded Balances Payable	18 Other Amounts Due to Reinsurers		
AA-1320035	00000	COLISEE RE	FRA			3									3			3	
AA-3190001	00000	CURTIS BAY INS CO LTD	BMU			8		14		8					30			30	
AA-1120355	00000	CX REINS CO LTD	GBR																
AA-1220030	00000	ERSTE ALLGEMEINE VERS AG	AUT																
AA-1240006	00000	FORTIS INS BELGIUM	BEL			28		92		50					170			170	
AA-1220027	00000	GENERALI HOLDING VIENNA AG	AUT			7		15		8					30			30	
AA-1360020	00000	GENERALI ITALIA S.P.A	ITA			16		28		15					59			59	
AA-1930320	00000	GOVERN INS OFFICE OF NEW S WALES	AUS																
AA-1120812	00000	INSURANCE CORP OF SINGAPORE (UK) LTD	GBR																
AA-3190432	00000	INSURATEX LTD	BMU			6		5		3					13			13	
AA-1720092	00000	KESKINAINEN VAKUUTUSYHTIO TAPIOLA	FIN			17		6		3					26			26	
AA-1122000	00000	LLOYD'S OF LONDON	GBR																
AA-1121410	00000	MIITSUI SUMITOMO INS CO (EUROPE) LTD	GBR			1		20		11					32			32	
AA-5760040	00000	OVERSEAS UNION INS LTD	SGP																
AA-1320265	00000	PARTNERRE SA	FRA			89		148		81					318			318	
AA-3190134	00000	PMG ASSUR LTD	BMU			7		16		9					32			32	
AA-1120145	00000	QBE REINS (UK) LTD	GBR			1		1		1					3			3	
AA-1340201	00000	RHEINLAND VERS AG	DEU			7		13		7					27			27	
AA-1569750	00000	SCOTTISH AND YORK HOLDINGS LTD	CAN			3									3			3	
AA-1580110	00000	SOMPO JAPAN INS INC	JPN			40		156		85					281			281	
AA-1441000	00000	SVERIGE REINS CO	SWE			12		6		3					21			21	
AA-1580100	00000	TOKIO MARINE & NICHIDO FIRE INS CO LTD	JPN					28		15					44			44	
AA-1121445	00000	TOKIO MARINE KILN INS LTD	GBR			2		4		2					7			7	
2699999		Total Unauthorized - Other Non-U.S. Insurers				313		657		360					1,330			1,330	
2899999		Total Unauthorized Excluding Protected Cells (Sum of 2299999, 2399999, 2499999, 2599999 and 2699999)				386		689		378					1,453			1,453	
3299999		Total Certified - Affiliates - U.S. Non-Pool																	
3599999		Total Certified - Affiliates - Other (Non-U.S.)																	
3699999		Total Certified - Affiliates																	
4299999		Total Certified Excluding Protected Cells (Sum of 3699999, 3799999, 3899999, 3999999 and 4099999)																	
4699999		Total Reciprocal Jurisdiction - Affiliates - U.S. Non-Pool																	
4999999		Total Reciprocal Jurisdiction - Affiliates - Other (Non-U.S.)																	
5099999		Total Reciprocal Jurisdiction - Affiliates																	
5699999		Total Reciprocal Jurisdiction Excluding Protected Cells (Sum of 5099999, 5199999, 5299999, 5399999 and 5499999)																	
5799999		Total Authorized, Unauthorized, Reciprocal Jurisdiction and Certified Excluding Protected Cells (Sum of 1499999, 2899999, 4299999 and 5699999)			663,187	29,957	2,772	264,133	17,624	150,156	45,659	305,547		815,848	34,147		781,701		
5899999		Total Protected Cells (Sum of 1399999, 2799999, 4199999 and 5599999)																	
9999999		Totals			663,187	29,957	2,772	264,133	17,624	150,156	45,659	305,547		815,848	34,147		781,701		

ANNUAL STATEMENT FOR THE YEAR 2023 OF THE FARMERS GROUP PROPERTY AND CASUALTY INSURANCE COMPANY

SCHEDULE F - PART 3 (Continued)

Ceded Reinsurance as of December 31, Current Year (\$000 Omitted)
(Credit Risk)

ID Number From Col. 1	Name of Reinsurer From Col. 3	Collateral				25 Total Funds Held, Payables & Collateral	26 Net Recoverable Net of Funds Held & Collateral	27 Applicable Sch. F Penalty (Col. 78)	Ceded Reinsurance Credit Risk								
		21 Multiple Beneficiary Trusts	22 Letters of Credit	23 Issuing or Confirming Bank Reference Number	24 Single Beneficiary Trusts & Other Allowable Collateral				28 Total Amount Recoverable from Reinsurers Less Penalty (Cols. 15-27)	29 Stressed Recoverable (Col. 28 * 120%)	30 Reinsurance Payable & Funds Held (Cols. 17+18+20; but not in excess of Col. 29)	31 Stressed Net Recoverable (Cols. 29-30)	32 Total Collateral (Cols. 21+22 + 24, not in Excess of Col. 31)	33 Stressed Net Recoverable Net of Collateral Offsets (Cols. 31-32)	34 Reinsurer Designation Equivalent	35 Credit Risk on Collateralized Recoverables (Col. 32 * Factor Applicable to Reinsurer Designation Equivalent in Col. 34)	36 Credit Risk on Un-collateralized Recoverables (Col. 33 * Factor Applicable to Reinsurer Designation Equivalent in Col. 34)
13-2725441	FARMERS PROPERTY AND CASUALTY INSURANCE COMPANY					34,147	739,733		XXX	XXX	XXX	XXX	XXX	XXX	XXX	XXX	XXX
0399999	Total Authorized - Affiliates - U.S. Non-Pool - Other			XXX		34,147	739,733		XXX	XXX	XXX	XXX	XXX	XXX	XXX	XXX	XXX
0499999	Total Authorized - Affiliates - U.S. Non-Pool			XXX		34,147	739,733		XXX	XXX	XXX	XXX	XXX	XXX	XXX	XXX	XXX
0799999	Total Authorized - Affiliates - Other (Non-U.S.)			XXX											XXX		
0899999	Total Authorized - Affiliates			XXX		34,147	739,733								XXX		
06-0237820	ACE PROP & CAS INS CO						109	22	87	104		104			104	1.	2
13-5358230	ARROWOOD IND CO						73	15	58	70		70			70	6.	8
51-0400307	BERKSHIRE HATHAWAY DIRECT INS CO						48		48	58		58			58	1.	1
36-2994662	COLISEUM REINS CO						35	7	28	33		33			33	6.	4
39-0264050	EMPLOYERS INS OF WAUSAU						259	52	207	248		248			248	3.	7
42-0234980	EMPLOYERS MUT CAS CO						2		2	3		3			3	3.	
05-0316605	FACTORY MUT INS CO						88		88	105		105			105	2.	2
06-1325038	FINIAL REINS CO						1		1	1		1			1	4.	
04-1543470	LIBERTY MUT INS CO						123	25	99	118		118			118	3.	3
38-0865250	NATIONAL CAS CO						44		44	53		53			53	2.	1
06-1053492	NEW ENGLAND REINS CORP						1,677	1	1,677	2,012		2,012			2,012	6.	241
39-0333950	SENTRY INS A MUT CO						25		25	31		31			31	2.	1
13-2997499	SIRIUS AMER INS CO						211		211	253		253			253	4.	8
13-2554270	SOMPO AMER INS CO						3		3	4		4			4	2.	
22-3590451	STARNET INS CO						100	20	80	96		96			96	2.	2
75-1670124	STARR IND & LIAB CO						81	16	65	78		78			78	3.	2
13-1675535	SWISS REINS AMER CORP						256		256	307		307			307	2.	6
94-1517098	TIG INS CO						36,995		36,995	44,394		44,394			44,394	6.	5,327
13-2918573	TOA RE INS CO OF AMER						251		251	301		301			301	3.	8
13-4032666	TOKIO MARINE AMER INS CO						92		92	111		111			111	1.	2
0999999	Total Authorized - Other U.S. Unaffiliated Insurers			XXX			40,473	157	40,317	48,380		48,380			48,380	XXX	5,627
AA-9991159	MICHIGAN CATASTROPHIC CLAIMS ASSN								XXX	XXX		XXX			XXX	XXX	XXX
AA-9992201	NATIONAL FLOOD INS PROGRAM								XXX	XXX		XXX			XXX	XXX	XXX
1099999	Total Authorized - Pools - Mandatory Pools			XXX					XXX	XXX		XXX			XXX	XXX	XXX
AA-1340085	E S RUECKVERSICHERUNGS AKTIEGESELLSCHAFT						3	1	2	2		2			2	2.	
AA-1340125	HANNOVER RUECK SE						39		39	47		47			47	2.	1
1299999	Total Authorized - Other Non-U.S. Insurers			XXX			41	1	41	49		49			49	XXX	1
1499999	Total Authorized Excluding Protected Cells (Sum of 0899999, 0999999, 1099999, 1199999 and 1299999)			XXX		34,147	780,248	157	40,357	48,429		48,429			48,429	XXX	5,628
1899999	Total Unauthorized - Affiliates - U.S. Non-Pool			XXX					XXX	XXX		XXX			XXX	XXX	XXX
2199999	Total Unauthorized - Affiliates - Other (Non-U.S.)			XXX											XXX		
2299999	Total Unauthorized - Affiliates			XXX											XXX		
38-2145898	DORINCO REINS CO		22	0005		22	15	15	21	26		26		22	4	3.	1
22-2005057	EVEREST REINS CO						9	9								2.	
25-1149494	LEXINGTON INS CO						18	18								1.	
13-2919779	PEERLESS IND INS CO						1	1								3.	
04-1027270	SPARTA INS CO						58	58								6.	

ANNUAL STATEMENT FOR THE YEAR 2023 OF THE FARMERS GROUP PROPERTY AND CASUALTY INSURANCE COMPANY

SCHEDULE F - PART 3 (Continued)

Ceded Reinsurance as of December 31, Current Year (\$000 Omitted)
(Credit Risk)

ID Number From Col. 1	Name of Reinsurer From Col. 3	Collateral				25 Total Funds Held, Payables & Collateral	26 Net Recoverable Net of Funds Held & Collateral	27 Applicable Sch. F Penalty (Col. 78)	Ceded Reinsurance Credit Risk								
		21 Multiple Beneficiary Trusts	22 Letters of Credit	23 Issuing or Confirming Bank Reference Number	24 Single Beneficiary Trusts & Other Allowable Collateral				28 Total Amount Recoverable from Reinsurers Less Penalty (Cols. 15-27)	29 Stressed Recoverable (Col. 28 * 120%)	30 Reinsurance Payable & Funds Held (Cols. 17+18+20; but not in excess of Col. 29)	31 Stressed Net Recoverable (Cols. 29-30)	32 Total Collateral (Cols. 21+22 + 24, not in Excess of Col. 31)	33 Stressed Net Recoverable Net of Collateral Offsets (Cols. 31-32)	34 Reinsurer Designation Equivalent	35 Credit Risk on Collateralized Recoverables (Col. 32 * Factor Applicable to Reinsurer Designation Equivalent in Col. 34)	36 Credit Risk on Un-collateralized Recoverables (Col. 33 * Factor Applicable to Reinsurer Designation Equivalent in Col. 34)
06-0566050 .. TRAVELERS IND CO ..							1	1							1		
48-0921045 .. WESTPORT INS CORP ..															2		
2399999. Total Unauthorized - Other U.S. Unaffiliated Insurers			22	XXX		22	102	102	21	26		26	22	4	XXX	1	
AA-1580015 .. AIOI NISSAY DOWA INS CO LTD ..			349	0001		126		6	119	143		143	143		2		3
AA-1244102 .. AXA BELGIUM ..							74	74							6		
AA-3190180 .. CATALINA GEN INS LTD ..			87	0002		30		3	27	33		33	33		6		1
AA-1320035 .. COLISEE RE ..			74	0003		3		3	3	4		4	4		6		
AA-3190001 .. CURTIS BAY INS CO LTD ..			49	0004		30		1	29	34		34	34		6		1
AA-1120355 .. CX REINS CO LTD ..															6		
AA-1220030 .. ERSTE ALLGEMEINE VERS AG ..			39	0006											6		
AA-1240006 .. FORTIS INS BELGIUM ..			452	0007		170		5	166	199		199	199		6		6
AA-1220027 .. GENERALI HOLDING VIENNA AG ..							30	30							6		
AA-1360020 .. GENERALI ITALIA S.P.A ..			130	0008		59		3	57	68		68	68		3		2
AA-1930320 .. GOVERN INS OFFICE OF NEW S WALES ..															6		
AA-1120812 .. INSURANCE CORP OF SINGAPORE (UK) LTD ..															6		
AA-3190432 .. INSURATEX LTD ..			25	0009		13		1	12	15		15	15		6		
AA-1720092 .. KESKINAINEN VAKUUTUSYHTIO TAPIOLA ..							26	26							6		
AA-1122000 .. LLOYD'S OF LONDON ..															2		
AA-1121410 .. MITSUI SUMITOMO INS CO (EUROPE) LTD ..							32	32							6		
AA-5760040 .. OVERSEAS UNION INS LTD ..															6		
AA-1320265 .. PARTNERRE SA ..			545	0010		318		13	305	366		366	366		6		11
AA-3190134 .. PMG ASSUR LTD ..			16	0011		16		17	14	17		17	16		3		
AA-1120145 .. QBE REINS (UK) LTD ..			29	0012		3		3	3	3		3	3		3		
AA-1340201 .. RHEINLAND VERS AG ..							27	27							6		
AA-1569750 .. SCOTTISH AND YORK HOLDINGS LTD ..							3	3							3		
AA-1580110 .. SOMPO JAPAN INS INC ..			533	0013		281		6	275	330		330	330		2		7
AA-1441000 .. SVERIGE REINS CO ..			144	0014		21		2	19	22		22	22		6		1
AA-1580100 .. TOKIO MARINE & NICHIDO FIRE INS CO LTD ..							44	44							1		
AA-1121445 .. TOKIO MARINE KILN INS LTD ..							7	7							6		
2699999. Total Unauthorized - Other Non-U.S. Insurers			2,471	XXX		1,070	260	302	1,028	1,234		1,234	1,232	2	XXX	33	
2899999. Total Unauthorized Excluding Protected Cells (Sum of 2299999, 2399999, 2499999, 2599999 and 2699999)			2,492	XXX		1,092	361	404	1,050	1,260		1,260	1,254	6	XXX	33	
3299999. Total Certified - Affiliates - U.S. Non-Pool				XXX					XXX	XXX	XXX	XXX	XXX	XXX	XXX	XXX	XXX
3599999. Total Certified - Affiliates - Other (Non-U.S.)				XXX											XXX		
3699999. Total Certified - Affiliates				XXX											XXX		
4299999. Total Certified Excluding Protected Cells (Sum of 3699999, 3799999, 3899999, 3999999 and 4099999)				XXX											XXX		
4699999. Total Reciprocal Jurisdiction - Affiliates - U.S. Non-Pool				XXX					XXX	XXX	XXX	XXX	XXX	XXX	XXX	XXX	XXX
4999999. Total Reciprocal Jurisdiction - Affiliates - Other (Non-U.S.)				XXX											XXX		
5099999. Total Reciprocal Jurisdiction - Affiliates				XXX											XXX		

ANNUAL STATEMENT FOR THE YEAR 2023 OF THE FARMERS GROUP PROPERTY AND CASUALTY INSURANCE COMPANY

SCHEDULE F - PART 3 (Continued)

Ceded Reinsurance as of December 31, Current Year (\$000 Omitted)
(Credit Risk)

ID Number From Col. 1	Name of Reinsurer From Col. 3	Collateral				25 Total Funds Held, Payables & Collateral	26 Net Recoverable Net of Funds Held & Collateral	27 Applicable Sch. F Penalty (Col. 78)	Ceded Reinsurance Credit Risk							
		21 Multiple Beneficiary Trusts	22 Letters of Credit	23 Issuing or Confirming Bank Reference Number	24 Single Beneficiary Trusts & Other Allowable Collateral				28 Total Amount Recoverable from Reinsurers Less Penalty (Cols. 15-27)	29 Stressed Recoverable (Col. 28 * 120%)	30 Reinsurance Payable & Funds Held (Cols. 17+18+20; but not in excess of Col. 29)	31 Stressed Net Recoverable (Cols. 29-30)	32 Total Collateral (Cols. 21+22 + 24, not in Excess of Col. 31)	33 Stressed Net Recoverable Net of Collateral Offsets (Cols. 31-32)	34 Reinsurer Designation Equivalent	35 Credit Risk on Collateralized Recoverables (Col. 32 * Factor Applicable to Reinsurer Designation Equivalent in Col. 34)
5699999. Total Reciprocal Jurisdiction Excluding Protected Cells (Sum of 5099999, 5199999, 5299999, 5399999 and 5499999)				XXX											XXX	
5799999. Total Authorized, Unauthorized, Reciprocal Jurisdiction and Certified Excluding Protected Cells (Sum of 1499999, 2899999, 4299999 and 5699999)		2,492		XXX	35,239	780,609	561	41,407	49,689		49,689	1,254	48,434	XXX	33	5,628
5899999. Total Protected Cells (Sum of 1399999, 2799999, 4199999 and 5599999)				XXX				XXX	XXX	XXX	XXX	XXX	XXX	XXX	XXX	XXX
9999999 Totals		2,492		XXX	35,239	780,609	561	41,407	49,689		49,689	1,254	48,434	XXX	33	5,628

ANNUAL STATEMENT FOR THE YEAR 2023 OF THE FARMERS GROUP PROPERTY AND CASUALTY INSURANCE COMPANY

SCHEDULE F - PART 3 (Continued)

Ceded Reinsurance as of December 31, Current Year (\$000 Omitted)
(Aging of Ceded Reinsurance)

ID Number From Col. 1	Name of Reinsurer From Col. 3	Reinsurance Recoverable on Paid Losses and Paid Loss Adjustment Expenses							44 Total Recoverable on Paid Losses & LAE Amounts in Dispute Included in Col. 43	45 Recoverable on Paid Losses & LAE Over 90 Days Past Due Amounts in Dispute Included in Cols. 40 & 41	46 Total Recoverable on Paid Losses & LAE Amounts Not in Dispute (Cols 43-44)	47 Recoverable on Paid Losses & LAE Over 90 Days Past Due Amounts Not in Dispute (Cols. 40 + 41 - 45)	48 Amounts Received Prior 90 Days	49 Percentage Overdue Col. 42/Col. 43	50 Percentage of Amounts More Than 90 Days Overdue Not in Dispute (Col. 47/(Cols. 46+48))	51 Percentage More Than 120 Days Overdue (Col. 41/ Col. 43)	52 Is the Amount in Col. 50 Less Than 20%? (Yes or No)	53 Amounts in Col. 47 for Reinsurers with Values Less Than 20% in Col. 50
		37	Overdue				43											
		Current	38 1 - 29 Days	39 30 - 90 Days	40 91 - 120 Days	41 Over 120 Days	42 Total Overdue Cols. 38+39 +40+41	Total Due Cols. 37+42 (In total should equal Cols. 7+8)										
13-2725441	FARMERS PROPERTY AND CASUALTY INSURANCE COMPANY	31,744						31,744		31,744								
0399999	Total Authorized - Affiliates - U.S. Non-Pool - Other	31,744						31,744		31,744								XXX
0499999	Total Authorized - Affiliates - U.S. Non-Pool	31,744						31,744		31,744								XXX
0799999	Total Authorized - Affiliates - Other (Non-U.S.)																	XXX
0899999	Total Authorized - Affiliates	31,744						31,744		31,744								XXX
06-0237820	ACE PROP & CAS INS CO	3		5		21	26	28		28	21		90.5	74.7	74.7			NO
13-5358230	ARROWOOD IND CO	3		5		3	7	10		10	3		73.2	28.4	28.4			NO
51-0400307	BERKSHIRE HATHAWAY DIRECT INS CO			5			5	5		5			100.0					YES
36-2994662	COLISEUM REINS CO	1		1		8	9	10		10	8		91.0	81.7	81.7			NO
39-0264050	EMPLOYERS INS OF WAUSAU	26		5		21	26	52		52	21		49.9	41.2	41.2			NO
42-0234980	EMPLOYERS MUT CAS CO			2			2	2		2			100.0					YES
05-0316605	FACTORY MUT INS CO	8						8		8								YES
06-1325038	FINIAL REINS CO												100.0	100.0	91.3			NO
04-1543470	LIBERTY MUT INS CO					96	96	96		96	96		100.0	100.0	99.9			NO
38-0865250	NATIONAL CAS CO	9						9		9								YES
06-1053492	NEW ENGLAND REINS CORP	181				3	3	184		184	3		1.6	1.6	1.6			YES
39-0333950	SENTRY INS A MUT CO	1						1		1								YES
13-2997499	SIRIUS AMER INS CO	23						23		23			0.1	0.1	0.1			YES
13-2554270	SOMPO AMER INS CO			3			3	3		3			100.0					YES
22-3590451	STARNET INS CO	2	1	(1)	7	15	22	24		24	22		90.7	90.8	63.3			NO
75-1670124	STARR IND & LIAB CO					59	59	59		59	59		100.0	100.0	100.0			NO
13-1675535	SWISS REINS AMER CORP	33						33		33			0.0	0.0	0.0			YES
94-1517098	TIG INS CO																	YES
13-2918573	TOA RE INS CO OF AMER	35						35		35			0.1	0.1	0.1			YES
13-4032666	TOKIO MARINE AMER INS CO	18		3			3	22		22			15.5					YES
0999999	Total Authorized - Other U.S. Unaffiliated Insurers	343	1	27	7	227	262	605		604	234		43.3	38.7	37.6			XXX
AA-9991159	MICHIGAN CATASTROPHIC CLAIMS ASSN																	YES
AA-9992201	NATIONAL FLOOD INS PROGRAM																	YES
1099999	Total Authorized - Pools - Mandatory Pools																	XXX
AA-1340085	E S RUECKVERSICHERUNGS AKTIENGESELLSCHAFT												100.0	100.0	100.0			NO
AA-1340125	HANNOVER RUECK SE					(6)	(5)	(5)		(5)	(5)		100.0	100.7	100.7			YES
1299999	Total Authorized - Other Non-U.S. Insurers					(5)	(5)	(5)		(5)	(5)		100.0	100.7	100.7			XXX
1499999	Total Authorized Excluding Protected Cells (Sum of 0899999, 0999999, 1099999, 1199999 and 1299999)	32,087	1	27	7	222	256	32,343		32,343	234		0.8	0.7	0.7			XXX
1899999	Total Unauthorized - Affiliates - U.S. Non-Pool																	XXX
2199999	Total Unauthorized - Affiliates - Other (Non-U.S.)																	XXX
2299999	Total Unauthorized - Affiliates																	XXX
38-2145898	DORINCO REINS CO	1		2		1	4	5		5	1		73.2	28.4	28.4			NO
22-2005057	EVEREST REINS CO	1		1		7	8	9		9	7		90.8	75.3	75.3			NO
25-1149494	LEXINGTON INS CO																	YES

ANNUAL STATEMENT FOR THE YEAR 2023 OF THE FARMERS GROUP PROPERTY AND CASUALTY INSURANCE COMPANY

SCHEDULE F - PART 3 (Continued)

Ceded Reinsurance as of December 31, Current Year (\$000 Omitted)
(Aging of Ceded Reinsurance)

ID Number From Col. 1	Name of Reinsurer From Col. 3	Reinsurance Recoverable on Paid Losses and Paid Loss Adjustment Expenses						43	44	45	46	47	48	49	50	51	52	53				
		37	Overdue				42												41	40	39	38
			Current	1 - 29 Days	30 - 90 Days	91 - 120 Days																
13-2919779 ..	PEERLESS IND INS CO			1			1				1											
04-1027270 ..	SPARTA INS CO					58	58	58			58			100.0		100.0		NO				
06-0566050 ..	TRAVELERS IND CO																	YES				
48-0921045 ..	WESTPORT INS CORP													100.0		100.0		YES				
2399999.	Total Unauthorized - Other U.S. Unaffiliated Insurers	2		5		66	71	73			73			97.1		91.0		90.9	XXX			
AA-1580015 ..	AIOI NISSAY DOWA INS CO LTD	3		1	4	27	33	36			36			92.3		88.5		76.5	NO			
AA-1244102 ..	AXA BELGIUM	2			4	13	17	18			18			91.2		91.2		68.1	NO			
AA-3190180 ..	CATALINA GEN INS LTD				1	12	13	14			14			96.7		96.7		87.9	NO			
AA-1320035 ..	COLISEE RE		1	2		3	3	3			3			100.0					YES			
AA-3190001 ..	CURTIS BAY INS CO LTD	1			2	5	7	8			8			91.4		91.4		69.1	NO			
AA-1120355 ..	CX REINS CO LTD													100.0				100.0	YES			
AA-1220030 ..	ERSTE ALLGEMEINE VERS AG																		YES			
AA-1240006 ..	FORTIS INS BELGIUM	3			9	16	25	28			28			88.4		88.4		57.6	NO			
AA-1220027 ..	GENERALI HOLDING VIENNA AG	1			2	4	6	7			7			90.6		90.6		55.0	NO			
AA-1360020 ..	GENERALI ITALIA S.P.A	1			4	11	15	16			16			91.9		91.9		66.0	NO			
AA-1930320 ..	GOVERN INS OFFICE OF NEW S WALES													100.0				100.0	YES			
AA-1120812 ..	INSURANCE CORP OF SINGAPORE (UK) LTD													100.0				100.0	YES			
AA-3190432 ..	INSURATEX LTD				2	4	6	6			6			100.0		100.0		71.2	NO			
AA-1720092 ..	KESKINAINEN VAKUUTUSYHTIO TAPIOLA					17	17	17			17			100.0		100.0		100.0	NO			
AA-1122000 ..	LLOYD'S OF LONDON													100.0				100.0	YES			
AA-1121410 ..	MITSUBI SUMITOMO INS CO (EUROPE) LTD	1						1			1								YES			
AA-5760040 ..	OVERSEAS UNION INS LTD													100.0				100.0	YES			
AA-1320265 ..	PARTNERRE SA	26				63	63	89			89			70.9		70.9		70.9	NO			
AA-3190134 ..	PMG ASSUR LTD	1			2	4	6	7			7			90.5		90.5		55.3	NO			
AA-1120145 ..	QBE REINS (UK) LTD					1	1	1			1			100.0		100.0		95.3	NO			
AA-1340201 ..	RHEINLAND VERS AG	1			2	5	6	7			7			90.5		90.5		66.3	NO			
AA-1569750 ..	SCOTTISH AND YORK HOLDINGS LTD					3	3	3			3			100.0		100.0		100.0	NO			
AA-1580110 ..	SOMPO JAPAN INS INC	8			8	24	32	40			40			80.8		80.8		59.9	NO			
AA-1441000 ..	SVERIGE REINS CO					12	12	12			12			100.0		100.0		100.0	NO			
AA-1580100 ..	TOKIO MARINE & NICHIDO FIRE INS CO LTD																		YES			
AA-1121445 ..	TOKIO MARINE KILN INS LTD	2						2			2								YES			
2699999.	Total Unauthorized - Other Non-U.S. Insurers	48	1	3	41	220	265	313			313			84.7		83.5		70.3	XXX			
2899999.	Total Unauthorized Excluding Protected Cells (Sum of 2299999, 2399999, 2499999, 2599999 and 2699999)	50	1	8	41	286	336	386			386			87.0		84.9		74.2	XXX			
3299999.	Total Certified - Affiliates - U.S. Non-Pool																		XXX			
3599999.	Total Certified - Affiliates - Other (Non-U.S.)																		XXX			
3699999.	Total Certified - Affiliates																		XXX			
4299999.	Total Certified Excluding Protected Cells (Sum of 3699999, 3799999, 3899999, 3999999 and 4099999)																		XXX			

ANNUAL STATEMENT FOR THE YEAR 2023 OF THE FARMERS GROUP PROPERTY AND CASUALTY INSURANCE COMPANY

SCHEDULE F - PART 3 (Continued)

Ceded Reinsurance as of December 31, Current Year (\$000 Omitted)
(Aging of Ceded Reinsurance)

ID Number From Col. 1	Name of Reinsurer From Col. 3	Reinsurance Recoverable on Paid Losses and Paid Loss Adjustment Expenses						44 Total Recoverable on Paid Losses & LAE Amounts in Dispute Included in Col. 43	45 Recoverable on Paid Losses & LAE Over 90 Days Past Due Amounts in Dispute Included in Cols. 40 & 41	46 Total Recoverable on Paid Losses & LAE Amounts Not in Dispute (Cols 43-44)	47 Recoverable on Paid Losses & LAE Over 90 Days Past Due Amounts Not in Dispute (Cols. 40 + 41 - 45)	48 Amounts Received Prior 90 Days	49 Percentage Overdue Col. 42/Col. 43	50 Percentage of Amounts More Than 90 Days Overdue Not in Dispute (Col. 47/[Cols. 46+48])	51 Percentage More Than 120 Days Overdue (Col. 41/ Col. 43)	52 Is the Amount in Col. 50 Less Than 20%? (Yes or No)	53 Amounts in Col. 47 for Reinsurers with Values Less Than 20% in Col. 50		
		37	Overdue				43 Total Due Cols. 37+42 (In total should equal Cols. 7+8)												
		Current	38 1 - 29 Days	39 30 - 90 Days	40 91 - 120 Days	41 Over 120 Days												42 Total Overdue Cols. 38+39 +40+41	
4699999. Total Reciprocal Jurisdiction - Affiliates - U.S. Non-Pool																	XXX		
4999999. Total Reciprocal Jurisdiction - Affiliates - Other (Non-U.S.)																		XXX	
5099999. Total Reciprocal Jurisdiction - Affiliates																		XXX	
5699999. Total Reciprocal Jurisdiction Excluding Protected Cells (Sum of 5099999, 5199999, 5299999, 5399999 and 5499999)																		XXX	
5799999. Total Authorized, Unauthorized, Reciprocal Jurisdiction and Certified Excluding Protected Cells (Sum of 1499999, 2899999, 4299999 and 5699999)		32,137	2	34	48	508	592	32,729		32,729	562		1.8	1.7	1.6		XXX	3	
5899999. Total Protected Cells (Sum of 1399999, 2799999, 4199999 and 5599999)																		XXX	
9999999 Totals		32,137	2	34	48	508	592	32,729		32,729	562		1.8	1.7	1.6		XXX	3	

ANNUAL STATEMENT FOR THE YEAR 2023 OF THE FARMERS GROUP PROPERTY AND CASUALTY INSURANCE COMPANY

SCHEDULE F - PART 3 (Continued)

Ceded Reinsurance as of December 31, Current Year (\$000 Omitted)
(Provision for Reinsurance for Certified Reinsurers)

ID Number From Col. 1	Name of Reinsurer From Col. 3	Provision for Certified Reinsurance													Complete if Col. 52 = "No"; Otherwise Enter 0			69 Provision for Overdue Reinsurance Ceded to Certified Reinsurers (Greater of [Col. 62 + Col. 65] or Col.68; not to Exceed Col. 63)
		54	55	56	57	58	59	60	61	62	63	64	65	66	67	68		
		Certified Reinsurer Rating (1 through 6)	Effective Date of Certified Reinsurer Rating	Percent Collateral Required for Full Credit (0% through 100%)	Catastrophe Recoverables Qualifying for Collateral Deferral	Net Recoverables Subject to Collateral Requirements for Full Credit (Col. 19 - Col. 57)	Dollar Amount of Collateral Required (Col. 56 * Col. 58)	Percent of Collateral Provided for Net Recoverables Subject to Collateral Requirements ([Col. 20 + Col. 21 + Col. 22 + Col. 24] / Col. 58)	Percent Credit Allowed on Net Recoverables Subject to Collateral Requirements (Col. 60 / Col. 56, not to exceed 100%)	20% of Recoverable on Paid Losses & LAE Over 90 Days Past Due Amounts in Dispute (Col. 45 * 20%)	Amount of Credit Allowed for Net Recoverables (Col. 57 + [Col. 58 * Col. 61])	Provision for Reinsurance with Certified Reinsurers Due to Collateral Deficiency (Col. 19 - Col. 63)	20% of Recoverable on Paid Losses & LAE Over 90 Days Past Due Amounts Not in Dispute (Col. 47 * 20%)	Total Collateral Provided (Col. 20 + Col. 21 + Col. 24, not to Exceed Col. 63)	Net Unsecured Recoverable for Which Credit is Allowed (Col. 63 - Col. 66)	20% of Amount in Col. 67		
13-2725441	FARMERS PROPERTY AND CASUALTY INSURANCE COMPANY	XXX	XXX	XXX	XXX	XXX	XXX	XXX	XXX	XXX	XXX	XXX	XXX	XXX	XXX	XXX	XXX	
0399999	Total Authorized - Affiliates - U.S. Non-Pool - Other			XXX	XXX	XXX	XXX	XXX	XXX	XXX	XXX	XXX	XXX	XXX	XXX	XXX	XXX	
0499999	Total Authorized - Affiliates - U.S. Non-Pool			XXX	XXX	XXX	XXX	XXX	XXX	XXX	XXX	XXX	XXX	XXX	XXX	XXX	XXX	
0799999	Total Authorized - Affiliates - Other (Non-U.S.)			XXX	XXX	XXX	XXX	XXX	XXX	XXX	XXX	XXX	XXX	XXX	XXX	XXX	XXX	
0899999	Total Authorized - Affiliates			XXX	XXX	XXX	XXX	XXX	XXX	XXX	XXX	XXX	XXX	XXX	XXX	XXX	XXX	
06-0237820	ACE PROP & CAS INS CO	XXX	XXX	XXX	XXX	XXX	XXX	XXX	XXX	XXX	XXX	XXX	XXX	XXX	XXX	XXX	XXX	
13-5358230	ARROWOOD IND CO	XXX	XXX	XXX	XXX	XXX	XXX	XXX	XXX	XXX	XXX	XXX	XXX	XXX	XXX	XXX	XXX	
51-0400307	BERKSHIRE HATHAWAY DIRECT INS CO	XXX	XXX	XXX	XXX	XXX	XXX	XXX	XXX	XXX	XXX	XXX	XXX	XXX	XXX	XXX	XXX	
36-2994662	COLISEUM REINS CO	XXX	XXX	XXX	XXX	XXX	XXX	XXX	XXX	XXX	XXX	XXX	XXX	XXX	XXX	XXX	XXX	
39-0264050	EMPLOYERS INS OF WAUSAU	XXX	XXX	XXX	XXX	XXX	XXX	XXX	XXX	XXX	XXX	XXX	XXX	XXX	XXX	XXX	XXX	
42-0234980	EMPLOYERS MUT CAS CO	XXX	XXX	XXX	XXX	XXX	XXX	XXX	XXX	XXX	XXX	XXX	XXX	XXX	XXX	XXX	XXX	
05-0316605	FACTORY MUT INS CO	XXX	XXX	XXX	XXX	XXX	XXX	XXX	XXX	XXX	XXX	XXX	XXX	XXX	XXX	XXX	XXX	
06-1325038	FINIAL REINS CO	XXX	XXX	XXX	XXX	XXX	XXX	XXX	XXX	XXX	XXX	XXX	XXX	XXX	XXX	XXX	XXX	
04-1543470	LIBERTY MUT INS CO	XXX	XXX	XXX	XXX	XXX	XXX	XXX	XXX	XXX	XXX	XXX	XXX	XXX	XXX	XXX	XXX	
38-0865250	NATIONAL CAS CO	XXX	XXX	XXX	XXX	XXX	XXX	XXX	XXX	XXX	XXX	XXX	XXX	XXX	XXX	XXX	XXX	
06-1053492	NEW ENGLAND REINS CORP	XXX	XXX	XXX	XXX	XXX	XXX	XXX	XXX	XXX	XXX	XXX	XXX	XXX	XXX	XXX	XXX	
39-0333950	SENTRY INS A MUT CO	XXX	XXX	XXX	XXX	XXX	XXX	XXX	XXX	XXX	XXX	XXX	XXX	XXX	XXX	XXX	XXX	
13-2997499	SIRIUS AMER INS CO	XXX	XXX	XXX	XXX	XXX	XXX	XXX	XXX	XXX	XXX	XXX	XXX	XXX	XXX	XXX	XXX	
13-2554270	SOMPO AMER INS CO	XXX	XXX	XXX	XXX	XXX	XXX	XXX	XXX	XXX	XXX	XXX	XXX	XXX	XXX	XXX	XXX	
22-3590451	STARNET INS CO	XXX	XXX	XXX	XXX	XXX	XXX	XXX	XXX	XXX	XXX	XXX	XXX	XXX	XXX	XXX	XXX	
75-1670124	STARR IND & LIAB CO	XXX	XXX	XXX	XXX	XXX	XXX	XXX	XXX	XXX	XXX	XXX	XXX	XXX	XXX	XXX	XXX	
13-1675535	SWISS REINS AMER CORP	XXX	XXX	XXX	XXX	XXX	XXX	XXX	XXX	XXX	XXX	XXX	XXX	XXX	XXX	XXX	XXX	
94-1517098	TIG INS CO	XXX	XXX	XXX	XXX	XXX	XXX	XXX	XXX	XXX	XXX	XXX	XXX	XXX	XXX	XXX	XXX	
13-2918573	TOA RE INS CO OF AMER	XXX	XXX	XXX	XXX	XXX	XXX	XXX	XXX	XXX	XXX	XXX	XXX	XXX	XXX	XXX	XXX	
13-4032666	TOKIO MARINE AMER INS CO	XXX	XXX	XXX	XXX	XXX	XXX	XXX	XXX	XXX	XXX	XXX	XXX	XXX	XXX	XXX	XXX	
0999999	Total Authorized - Other U.S. Unaffiliated Insurers			XXX	XXX	XXX	XXX	XXX	XXX	XXX	XXX	XXX	XXX	XXX	XXX	XXX	XXX	
AA-9991159	MICHIGAN CATASTROPHIC CLAIMS ASSN	XXX	XXX	XXX	XXX	XXX	XXX	XXX	XXX	XXX	XXX	XXX	XXX	XXX	XXX	XXX	XXX	
AA-9992201	NATIONAL FLOOD INS PROGRAM	XXX	XXX	XXX	XXX	XXX	XXX	XXX	XXX	XXX	XXX	XXX	XXX	XXX	XXX	XXX	XXX	
1099999	Total Authorized - Pools - Mandatory Pools			XXX	XXX	XXX	XXX	XXX	XXX	XXX	XXX	XXX	XXX	XXX	XXX	XXX	XXX	
AA-1340085	E S RUECKVERSICHERUNGS AKTIEGESELLSCHAFT	XXX	XXX	XXX	XXX	XXX	XXX	XXX	XXX	XXX	XXX	XXX	XXX	XXX	XXX	XXX	XXX	
AA-1340125	HANNOVER RUECK SE	XXX	XXX	XXX	XXX	XXX	XXX	XXX	XXX	XXX	XXX	XXX	XXX	XXX	XXX	XXX	XXX	
1299999	Total Authorized - Other Non-U.S. Insurers			XXX	XXX	XXX	XXX	XXX	XXX	XXX	XXX	XXX	XXX	XXX	XXX	XXX	XXX	
1499999	Total Authorized Excluding Protected Cells (Sum of 0899999, 0999999, 1099999, 1199999 and 1299999)			XXX	XXX	XXX	XXX	XXX	XXX	XXX	XXX	XXX	XXX	XXX	XXX	XXX	XXX	
1899999	Total Unauthorized - Affiliates - U.S. Non-Pool			XXX	XXX	XXX	XXX	XXX	XXX	XXX	XXX	XXX	XXX	XXX	XXX	XXX	XXX	
2199999	Total Unauthorized - Affiliates - Other (Non-U.S.)			XXX	XXX	XXX	XXX	XXX	XXX	XXX	XXX	XXX	XXX	XXX	XXX	XXX	XXX	
2299999	Total Unauthorized - Affiliates			XXX	XXX	XXX	XXX	XXX	XXX	XXX	XXX	XXX	XXX	XXX	XXX	XXX	XXX	
38-2145898	DORINCO REINS CO	XXX	XXX	XXX	XXX	XXX	XXX	XXX	XXX	XXX	XXX	XXX	XXX	XXX	XXX	XXX	XXX	
22-2005057	EVEREST REINS CO	XXX	XXX	XXX	XXX	XXX	XXX	XXX	XXX	XXX	XXX	XXX	XXX	XXX	XXX	XXX	XXX	
25-1149494	LEXINGTON INS CO	XXX	XXX	XXX	XXX	XXX	XXX	XXX	XXX	XXX	XXX	XXX	XXX	XXX	XXX	XXX	XXX	
13-2919779	PEERLESS IND INS CO	XXX	XXX	XXX	XXX	XXX	XXX	XXX	XXX	XXX	XXX	XXX	XXX	XXX	XXX	XXX	XXX	

ANNUAL STATEMENT FOR THE YEAR 2023 OF THE FARMERS GROUP PROPERTY AND CASUALTY INSURANCE COMPANY

SCHEDULE F - PART 3 (Continued)

Ceded Reinsurance as of December 31, Current Year (\$000 Omitted)
(Provision for Reinsurance for Certified Reinsurers)

ID Number From Col. 1	Name of Reinsurer From Col. 3	Provision for Certified Reinsurance													Complete if Col. 52 = "No"; Otherwise Enter 0			69 Provision for Overdue Reinsurance Ceded to Certified Reinsurers (Greater of [Col. 62 + Col. 65] or Col.68; not to Exceed Col. 63)
		54	55	56	57	58	59	60	61	62	63	64	65	66	67	68		
		Certified Reinsurer Rating (1 through 6)	Effective Date of Certified Reinsurer Rating	Percent Collateral Required for Full Credit (0% through 100%)	Catastrophe Recoverables Qualifying for Collateral Deferral	Net Recoverables Subject to Collateral Requirements for Full Credit (Col. 19 - Col. 57)	Dollar Amount of Collateral Required (Col. 56 * Col. 58)	Percent of Collateral Provided for Net Recoverables Subject to Collateral Requirements ([Col. 20 + Col. 21 + Col. 22 + Col. 24] / Col. 58)	Percent Credit Allowed on Net Recoverables Subject to Collateral Requirements (Col. 60 / Col. 56, not to exceed 100%)	20% of Recoverable on Paid Losses & LAE Over 90 Days Past Due Amounts in Dispute (Col. 45 * 20%)	Amount of Credit Allowed for Net Recoverables (Col. 57 + [Col. 58 * Col. 61])	Provision for Reinsurance with Certified Reinsurers Due to Collateral Deficiency (Col. 19 - Col. 63)	20% of Recoverable on Paid Losses & LAE Over 90 Days Past Due Amounts Not in Dispute (Col. 47 * 20%)	Total Collateral Provided (Col. 20 + Col. 21 + Col. 24, not to Exceed Col. 63)	Net Unsecured Recoverable for Which Credit is Allowed (Col. 63 - Col. 66)	20% of Amount in Col. 67		
04-1027270 ..	SPARTA INS CO	XXX	XXX	XXX	XXX	XXX	XXX	XXX	XXX	XXX	XXX	XXX	XXX	XXX	XXX	XXX	XXX	
06-0566050 ..	TRAVELERS IND CO	XXX	XXX	XXX	XXX	XXX	XXX	XXX	XXX	XXX	XXX	XXX	XXX	XXX	XXX	XXX	XXX	
48-0921045 ..	WESTPORT INS CORP	XXX	XXX	XXX	XXX	XXX	XXX	XXX	XXX	XXX	XXX	XXX	XXX	XXX	XXX	XXX	XXX	
2399999.	Total Unauthorized - Other U.S. Unaffiliated Insurers			XXX	XXX	XXX	XXX	XXX	XXX	XXX	XXX	XXX	XXX	XXX	XXX	XXX	XXX	
AA-1580015 ..	AIOI NISSAY DOWA INS CO LTD	XXX	XXX	XXX	XXX	XXX	XXX	XXX	XXX	XXX	XXX	XXX	XXX	XXX	XXX	XXX	XXX	
AA-1244102 ..	AXA BELGIUM	XXX	XXX	XXX	XXX	XXX	XXX	XXX	XXX	XXX	XXX	XXX	XXX	XXX	XXX	XXX	XXX	
AA-3190180 ..	CATALINA GEN INS LTD	XXX	XXX	XXX	XXX	XXX	XXX	XXX	XXX	XXX	XXX	XXX	XXX	XXX	XXX	XXX	XXX	
AA-1320035 ..	COLISEE RE	XXX	XXX	XXX	XXX	XXX	XXX	XXX	XXX	XXX	XXX	XXX	XXX	XXX	XXX	XXX	XXX	
AA-3190001 ..	CURTIS BAY INS CO LTD	XXX	XXX	XXX	XXX	XXX	XXX	XXX	XXX	XXX	XXX	XXX	XXX	XXX	XXX	XXX	XXX	
AA-1120355 ..	CX REINS CO LTD	XXX	XXX	XXX	XXX	XXX	XXX	XXX	XXX	XXX	XXX	XXX	XXX	XXX	XXX	XXX	XXX	
AA-1220030 ..	ERSTE ALLGEMEINE VERS AG	XXX	XXX	XXX	XXX	XXX	XXX	XXX	XXX	XXX	XXX	XXX	XXX	XXX	XXX	XXX	XXX	
AA-1240006 ..	FORTIS INS BELGIUM	XXX	XXX	XXX	XXX	XXX	XXX	XXX	XXX	XXX	XXX	XXX	XXX	XXX	XXX	XXX	XXX	
AA-1220027 ..	GENERALI HOLDING VIENNA AG	XXX	XXX	XXX	XXX	XXX	XXX	XXX	XXX	XXX	XXX	XXX	XXX	XXX	XXX	XXX	XXX	
AA-1360020 ..	GENERALI ITALIA S.P.A	XXX	XXX	XXX	XXX	XXX	XXX	XXX	XXX	XXX	XXX	XXX	XXX	XXX	XXX	XXX	XXX	
AA-1930320 ..	GOVERN INS OFFICE OF NEW S WALES	XXX	XXX	XXX	XXX	XXX	XXX	XXX	XXX	XXX	XXX	XXX	XXX	XXX	XXX	XXX	XXX	
AA-1120812 ..	INSURANCE CORP OF SINGAPORE (UK) LTD	XXX	XXX	XXX	XXX	XXX	XXX	XXX	XXX	XXX	XXX	XXX	XXX	XXX	XXX	XXX	XXX	
AA-3190432 ..	INSURATEX LTD	XXX	XXX	XXX	XXX	XXX	XXX	XXX	XXX	XXX	XXX	XXX	XXX	XXX	XXX	XXX	XXX	
AA-1720092 ..	KESKINAINEN VAKUUTUSYHTIO TAPIOLA	XXX	XXX	XXX	XXX	XXX	XXX	XXX	XXX	XXX	XXX	XXX	XXX	XXX	XXX	XXX	XXX	
AA-1122000 ..	LLOYD'S OF LONDON	XXX	XXX	XXX	XXX	XXX	XXX	XXX	XXX	XXX	XXX	XXX	XXX	XXX	XXX	XXX	XXX	
AA-1121410 ..	MIITSUI SUMITOMO INS CO (EUROPE) LTD	XXX	XXX	XXX	XXX	XXX	XXX	XXX	XXX	XXX	XXX	XXX	XXX	XXX	XXX	XXX	XXX	
AA-5760040 ..	OVERSEAS UNION INS LTD	XXX	XXX	XXX	XXX	XXX	XXX	XXX	XXX	XXX	XXX	XXX	XXX	XXX	XXX	XXX	XXX	
AA-1320265 ..	PARTNERRE SA	XXX	XXX	XXX	XXX	XXX	XXX	XXX	XXX	XXX	XXX	XXX	XXX	XXX	XXX	XXX	XXX	
AA-3190134 ..	PMG ASSUR LTD	XXX	XXX	XXX	XXX	XXX	XXX	XXX	XXX	XXX	XXX	XXX	XXX	XXX	XXX	XXX	XXX	
AA-1120145 ..	QBE REINS (UK) LTD	XXX	XXX	XXX	XXX	XXX	XXX	XXX	XXX	XXX	XXX	XXX	XXX	XXX	XXX	XXX	XXX	
AA-1340201 ..	RHEINLAND VERS AG	XXX	XXX	XXX	XXX	XXX	XXX	XXX	XXX	XXX	XXX	XXX	XXX	XXX	XXX	XXX	XXX	
AA-1569750 ..	SCOTTISH AND YORK HOLDINGS LTD	XXX	XXX	XXX	XXX	XXX	XXX	XXX	XXX	XXX	XXX	XXX	XXX	XXX	XXX	XXX	XXX	
AA-1580110 ..	SOMPO JAPAN INS INC	XXX	XXX	XXX	XXX	XXX	XXX	XXX	XXX	XXX	XXX	XXX	XXX	XXX	XXX	XXX	XXX	
AA-1441000 ..	SVERIGE REINS CO	XXX	XXX	XXX	XXX	XXX	XXX	XXX	XXX	XXX	XXX	XXX	XXX	XXX	XXX	XXX	XXX	
AA-1580100 ..	TOKIO MARINE & NICHIDO FIRE INS CO LTD	XXX	XXX	XXX	XXX	XXX	XXX	XXX	XXX	XXX	XXX	XXX	XXX	XXX	XXX	XXX	XXX	
AA-1121445 ..	TOKIO MARINE KILN INS LTD	XXX	XXX	XXX	XXX	XXX	XXX	XXX	XXX	XXX	XXX	XXX	XXX	XXX	XXX	XXX	XXX	
2699999.	Total Unauthorized - Other Non-U.S. Insurers			XXX	XXX	XXX	XXX	XXX	XXX	XXX	XXX	XXX	XXX	XXX	XXX	XXX	XXX	
2899999.	Total Unauthorized Excluding Protected Cells (Sum of 2299999, 2399999, 2499999, 2599999 and 2699999)			XXX	XXX	XXX	XXX	XXX	XXX	XXX	XXX	XXX	XXX	XXX	XXX	XXX	XXX	
3299999.	Total Certified - Affiliates - U.S. Non-Pool			XXX				XXX	XXX									
3599999.	Total Certified - Affiliates - Other (Non-U.S.)			XXX				XXX	XXX									
3699999.	Total Certified - Affiliates			XXX				XXX	XXX									
4299999.	Total Certified Excluding Protected Cells (Sum of 3699999, 3799999, 3899999, 3999999 and 4099999)			XXX				XXX	XXX									
4699999.	Total Reciprocal Jurisdiction - Affiliates - U.S. Non-Pool			XXX	XXX	XXX	XXX	XXX	XXX	XXX	XXX	XXX	XXX	XXX	XXX	XXX	XXX	
4999999.	Total Reciprocal Jurisdiction - Affiliates - Other (Non-U.S.)			XXX	XXX	XXX	XXX	XXX	XXX	XXX	XXX	XXX	XXX	XXX	XXX	XXX	XXX	

ANNUAL STATEMENT FOR THE YEAR 2023 OF THE FARMERS GROUP PROPERTY AND CASUALTY INSURANCE COMPANY

SCHEDULE F - PART 3 (Continued)

Ceded Reinsurance as of December 31, Current Year (\$000 Omitted)
(Provision for Reinsurance for Certified Reinsurers)

ID Number From Col. 1	Name of Reinsurer From Col. 3	Provision for Certified Reinsurance											Complete if Col. 52 = "No"; Otherwise Enter 0			69 Provision for Overdue Reinsurance Ceded to Certified Reinsurers (Greater of [Col. 62 + Col. 65] or Col.68; not to Exceed Col. 63)	
		54	55	56	57	58	59	60	61	62	63	64	65	66	67		68
		Certified Reinsurer Rating (1 through 6)	Effective Date of Certified Reinsurer Rating	Percent Collateral Required for Full Credit (0% through 100%)	Catastrophe Recoverables Qualifying for Collateral Deferral	Net Recoverables Subject to Collateral Requirements for Full Credit (Col. 19 - Col. 57)	Dollar Amount of Collateral Required (Col. 56 * Col. 58)	Percent of Collateral Provided for Net Recoverables Subject to Collateral Requirements ([Col. 20 + Col. 21 + Col. 22 + Col. 24] / Col. 58)	Percent Credit Allowed on Net Recoverables Subject to Collateral Requirements (Col. 60 / Col. 56, not to exceed 100%)	20% of Recoverable on Paid Losses & LAE Over 90 Days Past Due Amounts in Dispute (Col. 45 * 20%)	Amount of Credit Allowed for Net Recoverables (Col. 57 + [Col. 58 * Col. 61])	Provision for Reinsurance with Certified Reinsurers Due to Collateral Deficiency (Col. 19 - Col. 63)	20% of Recoverable on Paid Losses & LAE Over 90 Days Past Due Amounts Not in Dispute (Col. 47 * 20%)	Total Collateral Provided (Col. 20 + Col. 21 + Col. 22 + Col. 24, not to Exceed Col. 63)	Net Unsecured Recoverable for Which Credit is Allowed (Col. 63 - Col. 66)		20% of Amount in Col. 67
5099999. Total Reciprocal Jurisdiction - Affiliates				XXX	XXX	XXX	XXX	XXX	XXX	XXX	XXX	XXX	XXX	XXX	XXX	XXX	XXX
5699999. Total Reciprocal Jurisdiction Excluding Protected Cells (Sum of 5099999, 5199999, 5299999, 5399999 and 5499999)				XXX	XXX	XXX	XXX	XXX	XXX	XXX	XXX	XXX	XXX	XXX	XXX	XXX	XXX
5799999. Total Authorized, Unauthorized, Reciprocal Jurisdiction and Certified Excluding Protected Cells (Sum of 1499999, 2899999, 4299999 and 5699999)				XXX				XXX	XXX								
5899999. Total Protected Cells (Sum of 1399999, 2799999, 4199999 and 5599999)				XXX				XXX	XXX								
9999999 Totals				XXX				XXX	XXX								

ANNUAL STATEMENT FOR THE YEAR 2023 OF THE FARMERS GROUP PROPERTY AND CASUALTY INSURANCE COMPANY

SCHEDULE F - PART 3 (Continued)

Ceded Reinsurance as of December 31, Current Year (\$000 Omitted)
(Total Provision for Reinsurance)

ID Number From Col. 1	Name of Reinsurer From Col. 3	70 20% of Recoverable on Paid Losses & LAE Over 90 Days past Due Amounts Not in Dispute (Col. 47 * 20%)	Provision for Unauthorized Reinsurance		Provision for Overdue Authorized and Reciprocal Jurisdiction Reinsurance		Total Provision for Reinsurance			
			71 Provision for Reinsurance with Unauthorized Reinsurers Due to Collateral Deficiency (Col. 26)	72 Provision for Overdue Reinsurance from Unauthorized Reinsurers and Amounts in Dispute (Col. 70 + 20% of the Amount in Col. 16)	73 Complete if Col. 52 = "Yes"; Otherwise Enter 0 20% of Recoverable on Paid Losses & LAE Over 90 Days Past Due Amounts Not in Dispute + 20% of Amounts in Dispute ([Col. 47 * 20%] + [Col. 45 * 20%])	74 Complete if Col. 52 = "No"; Otherwise Enter 0 Greater of 20% of Net Recoverable Net of Funds Held & Collateral, or 20% of Recoverable on Paid Losses & LAE Over 90 Days Past Due (Greater of Col. 26 * 20% or Cols. [40 + 41] * 20%)	75 Provision for Amounts Ceded to Authorized and Reciprocal Jurisdiction Reinsurers (Cols. 73 + 74)	76 Provision for Amounts Ceded to Unauthorized Reinsurers (Cols. 71 + 72 Not in Excess of Col. 15)	77 Provision for Amounts Ceded to Certified Reinsurers (Cols. 64 + 69)	78 Total Provision for Reinsurance (Cols. 75 + 76 + 77)
13-2725441	FARMERS PROPERTY AND CASUALTY INSURANCE COMPANY		XXX	XXX				XXX	XXX	
0399999	Total Authorized - Affiliates - U.S. Non-Pool - Other		XXX	XXX				XXX	XXX	
0499999	Total Authorized - Affiliates - U.S. Non-Pool		XXX	XXX				XXX	XXX	
0799999	Total Authorized - Affiliates - Other (Non-U.S.)		XXX	XXX				XXX	XXX	
0899999	Total Authorized - Affiliates		XXX	XXX				XXX	XXX	
06-0237820	ACE PROP & CAS INS CO	4	XXX	XXX		22	22	XXX	XXX	22
13-5358230	ARROWOOD IND CO	1	XXX	XXX		15	15	XXX	XXX	15
51-0400307	BERKSHIRE HATHAWAY DIRECT INS CO		XXX	XXX				XXX	XXX	
36-2994662	COLISEUM REINS CO	2	XXX	XXX		7	7	XXX	XXX	7
39-0264050	EMPLOYERS INS OF WAUSAU	4	XXX	XXX		52	52	XXX	XXX	52
42-0234980	EMPLOYERS MUT CAS CO		XXX	XXX				XXX	XXX	
05-0316605	FACTORY MUT INS CO		XXX	XXX				XXX	XXX	
06-1325038	FINIAL REINS CO		XXX	XXX				XXX	XXX	
04-1543470	LIBERTY MUT INS CO	19	XXX	XXX		25	25	XXX	XXX	25
38-0865250	NATIONAL CAS CO		XXX	XXX				XXX	XXX	
06-1053492	NEW ENGLAND REINS CORP	1	XXX	XXX	1		1	XXX	XXX	1
39-0333950	SENTRY INS A MUT CO		XXX	XXX				XXX	XXX	
13-2997499	SIRIUS AMER INS CO		XXX	XXX				XXX	XXX	
13-2554270	SOMPO AMER INS CO		XXX	XXX				XXX	XXX	
22-3590451	STARNET INS CO	4	XXX	XXX		20	20	XXX	XXX	20
75-1670124	STARR IND & LIAB CO	12	XXX	XXX		16	16	XXX	XXX	16
13-1675535	SWISS REINS AMER CORP		XXX	XXX				XXX	XXX	
94-1517098	TIG INS CO		XXX	XXX				XXX	XXX	
13-2918573	TOA RE INS CO OF AMER		XXX	XXX				XXX	XXX	
13-4032666	TOKIO MARINE AMER INS CO		XXX	XXX				XXX	XXX	
0999999	Total Authorized - Other U.S. Unaffiliated Insurers	47	XXX	XXX	1	156	157	XXX	XXX	157
AA-9991159	MICHIGAN CATASTROPHIC CLAIMS ASSN		XXX	XXX				XXX	XXX	
AA-9992201	NATIONAL FLOOD INS PROGRAM		XXX	XXX				XXX	XXX	
1099999	Total Authorized - Pools - Mandatory Pools		XXX	XXX				XXX	XXX	
AA-1340085	E S RUECKVERSICHERUNGS AKTIEGESELLSCHAFT		XXX	XXX		1	1	XXX	XXX	1
AA-1340125	HANNOVER RUECK SE		XXX	XXX				XXX	XXX	
1299999	Total Authorized - Other Non-U.S. Insurers		XXX	XXX		1	1	XXX	XXX	1
1499999	Total Authorized Excluding Protected Cells (Sum of 0899999, 0999999, 1099999, 1199999 and 1299999)	47	XXX	XXX	1	157	157	XXX	XXX	157
1899999	Total Unauthorized - Affiliates - U.S. Non-Pool				XXX	XXX	XXX		XXX	
2199999	Total Unauthorized - Affiliates - Other (Non-U.S.)				XXX	XXX	XXX		XXX	
2299999	Total Unauthorized - Affiliates				XXX	XXX	XXX		XXX	
38-2145898	DORINCO REINS CO		15		XXX	XXX	XXX	15	XXX	15
22-2005057	EVEREST REINS CO	1	9	1	XXX	XXX	XXX	9	XXX	9
25-1149494	LEXINGTON INS CO		18		XXX	XXX	XXX	18	XXX	18

ANNUAL STATEMENT FOR THE YEAR 2023 OF THE FARMERS GROUP PROPERTY AND CASUALTY INSURANCE COMPANY

SCHEDULE F - PART 3 (Continued)

Ceded Reinsurance as of December 31, Current Year (\$000 Omitted)
(Total Provision for Reinsurance)

ID Number From Col. 1	Name of Reinsurer From Col. 3	70 20% of Recoverable on Paid Losses & LAE Over 90 Days past Due Amounts Not in Dispute (Col. 47 * 20%)	Provision for Unauthorized Reinsurance		Provision for Overdue Authorized and Reciprocal Jurisdiction Reinsurance		Total Provision for Reinsurance			
			71	72	73	74	75	76	77	78
			Provision for Reinsurance with Unauthorized Reinsurers Due to Collateral Deficiency (Col. 26)	Provision for Overdue Reinsurance from Unauthorized Reinsurers and Amounts in Dispute (Col. 70 + 20% of the Amount in Col. 16)	Complete if Col. 52 = "Yes"; Otherwise Enter 0 20% of Recoverable on Paid Losses & LAE Over 90 Days Past Due Amounts Not in Dispute + 20% of Amounts in Dispute ((Col. 47 * 20%) + [Col. 45 * 20%])	Complete if Col. 52 = "No"; Otherwise Enter 0 Greater of 20% of Net Recoverable Net of Funds Held & Collateral, or 20% of Recoverable on Paid Losses & LAE Over 90 Days Past Due (Greater of Col. 26 * 20% or Cols. [40 + 41] * 20%)	Provision for Amounts Ceded to Authorized and Reciprocal Jurisdiction Reinsurers (Cols. 73 + 74)	Provision for Amounts Ceded to Unauthorized Reinsurers (Cols. 71 + 72 Not in Excess of Col. 15)	Provision for Amounts Ceded to Certified Reinsurers (Cols. 64 + 69)	Total Provision for Reinsurance (Cols. 75 + 76 + 77)
13-2919779 ..	PEERLESS IND INS CO	1	1	XXX	XXX	XXX	1	XXX	1	1
04-1027270 ..	SPARTA INS CO	12	58	12	XXX	XXX	58	XXX	58	58
06-0566050 ..	TRAVELERS IND CO	1	1	1	XXX	XXX	1	XXX	1	1
48-0921045 ..	WESTPORT INS CORP	1	1	1	XXX	XXX	1	XXX	1	1
2399999	Total Unauthorized - Other U.S. Unaffiliated Insurers	13	102	13	XXX	XXX	102	XXX	102	102
AA-1580015 ..	AIOI NISSAY DOWA INS CO LTD	6	6	6	XXX	XXX	6	XXX	6	6
AA-1244102 ..	AXA BELGIUM	3	74	3	XXX	XXX	74	XXX	74	74
AA-3190180 ..	CATALINA GEN INS LTD	3	3	3	XXX	XXX	3	XXX	3	3
AA-1320035 ..	COLISEE RE	1	1	1	XXX	XXX	1	XXX	1	1
AA-3190001 ..	CURTIS BAY INS CO LTD	1	1	1	XXX	XXX	1	XXX	1	1
AA-1120355 ..	CX REINS CO LTD	1	1	1	XXX	XXX	1	XXX	1	1
AA-1220030 ..	ERSTE ALLGEMEINE VERS AG	1	1	1	XXX	XXX	1	XXX	1	1
AA-1240006 ..	FORTIS INS BELGIUM	5	5	5	XXX	XXX	5	XXX	5	5
AA-1220027 ..	GENERALI HOLDING VIENNA AG	1	30	1	XXX	XXX	30	XXX	30	30
AA-1360020 ..	GENERALI ITALIA S.P.A	3	3	3	XXX	XXX	3	XXX	3	3
AA-1930320 ..	GOVERN INS OFFICE OF NEW S WALES	1	1	1	XXX	XXX	1	XXX	1	1
AA-1120812 ..	INSURANCE CORP OF SINGAPORE (UK) LTD	1	1	1	XXX	XXX	1	XXX	1	1
AA-3190432 ..	INSURATEX LTD	1	1	1	XXX	XXX	1	XXX	1	1
AA-1720092 ..	KESKINAINEN VAKUUTUSYHTIO TAPIOLA	3	26	3	XXX	XXX	26	XXX	26	26
AA-1122000 ..	LLOYD'S OF LONDON	1	1	1	XXX	XXX	1	XXX	1	1
AA-1121410 ..	MIITSUI SUMITOMO INS CO (EUROPE) LTD	1	32	1	XXX	XXX	32	XXX	32	32
AA-5760040 ..	OVERSEAS UNION INS LTD	1	1	1	XXX	XXX	1	XXX	1	1
AA-1320265 ..	PARTNERRE SA	13	13	13	XXX	XXX	13	XXX	13	13
AA-3190134 ..	PMG ASSUR LTD	1	17	1	XXX	XXX	17	XXX	17	17
AA-1120145 ..	QBE REINS (UK) LTD	1	1	1	XXX	XXX	1	XXX	1	1
AA-1340201 ..	RHEINLAND VERS AG	1	27	1	XXX	XXX	27	XXX	27	27
AA-1569750 ..	SCOTTISH AND YORK HOLDINGS LTD	1	3	1	XXX	XXX	3	XXX	3	3
AA-1580110 ..	SOMPO JAPAN INS INC	6	6	6	XXX	XXX	6	XXX	6	6
AA-1441000 ..	SVERIGE REINS CO	2	2	2	XXX	XXX	2	XXX	2	2
AA-1580100 ..	TOKIO MARINE & NICHIDO FIRE INS CO LTD	1	44	1	XXX	XXX	44	XXX	44	44
AA-1121445 ..	TOKIO MARINE KILN INS LTD	1	7	1	XXX	XXX	7	XXX	7	7
2699999	Total Unauthorized - Other Non-U.S. Insurers	52	260	52	XXX	XXX	302	XXX	302	302
2899999	Total Unauthorized Excluding Protected Cells (Sum of 2299999, 2399999, 2499999, 2599999 and 2699999)	66	361	66	XXX	XXX	404	XXX	404	404
3299999	Total Certified - Affiliates - U.S. Non-Pool	XXX	XXX	XXX	XXX	XXX	XXX	XXX	XXX	XXX
3599999	Total Certified - Affiliates - Other (Non-U.S.)	XXX	XXX	XXX	XXX	XXX	XXX	XXX	XXX	XXX
3699999	Total Certified - Affiliates	XXX	XXX	XXX	XXX	XXX	XXX	XXX	XXX	XXX
4299999	Total Certified Excluding Protected Cells (Sum of 3699999, 3799999, 3899999, 3999999 and 4099999)	XXX	XXX	XXX	XXX	XXX	XXX	XXX	XXX	XXX
4699999	Total Reciprocal Jurisdiction - Affiliates - U.S. Non-Pool	XXX	XXX	XXX	XXX	XXX	XXX	XXX	XXX	XXX

ANNUAL STATEMENT FOR THE YEAR 2023 OF THE FARMERS GROUP PROPERTY AND CASUALTY INSURANCE COMPANY

SCHEDULE F - PART 3 (Continued)

Ceded Reinsurance as of December 31, Current Year (\$000 Omitted)
(Total Provision for Reinsurance)

ID Number From Col. 1	Name of Reinsurer From Col. 3	70 20% of Recoverable on Paid Losses & LAE Over 90 Days past Due Amounts Not in Dispute (Col. 47 * 20%)	71 Provision for Unauthorized Reinsurance		73 Provision for Overdue Authorized and Reciprocal Jurisdiction Reinsurance		75 Total Provision for Reinsurance			
			71 Provision for Reinsurance with Unauthorized Reinsurers Due to Collateral Deficiency (Col. 26)	72 Provision for Overdue Reinsurance from Unauthorized Reinsurers and Amounts in Dispute (Col. 70 + 20% of the Amount in Col. 16)	73 Complete if Col. 52 = "Yes"; Otherwise Enter 0 20% of Recoverable on Paid Losses & LAE Over 90 Days Past Due Amounts Not in Dispute + 20% of Amounts in Dispute ([Col. 47 * 20%] + [Col. 45 * 20%])	74 Complete if Col. 52 = "No"; Otherwise Enter 0 Greater of 20% of Net Recoverable Net of Funds Held & Collateral, or 20% of Recoverable on Paid Losses & LAE Over 90 Days Past Due (Greater of Col. 26 * 20% or Cols. [40 + 41] * 20%)	75 Provision for Amounts Ceded to Authorized and Reciprocal Jurisdiction Reinsurers (Cols. 73 + 74)	76 Provision for Amounts Ceded to Unauthorized Reinsurers (Cols. 71 + 72 Not in Excess of Col. 15)	77 Provision for Amounts Ceded to Certified Reinsurers (Cols. 64 + 69)	78 Total Provision for Reinsurance (Cols. 75 + 76 + 77)
4999999. Total Reciprocal Jurisdiction - Affiliates - Other (Non-U.S.)			XXX	XXX				XXX	XXX	
5099999. Total Reciprocal Jurisdiction - Affiliates			XXX	XXX				XXX	XXX	
5699999. Total Reciprocal Jurisdiction Excluding Protected Cells (Sum of 5099999, 5199999, 5299999, 5399999 and 5499999)			XXX	XXX				XXX	XXX	
5799999. Total Authorized, Unauthorized, Reciprocal Jurisdiction and Certified Excluding Protected Cells (Sum of 1499999, 2899999, 4299999 and 5699999)		112	361	66	1	157	157	404		561
5899999. Total Protected Cells (Sum of 1399999, 2799999, 4199999 and 5599999)										
9999999 Totals		112	361	66	1	157	157	404		561

ANNUAL STATEMENT FOR THE YEAR 2023 OF THE FARMERS GROUP PROPERTY AND CASUALTY INSURANCE COMPANY

SCHEDULE F - PART 4

Issuing or Confirming Banks for Letters of Credit from Schedule F, Part 3 (\$000 Omitted)

1 Issuing or Confirming Bank Reference Number Used in Col. 23 of Sch F Part 3	2 Letters of Credit Code	3 American Bankers Association (ABA) Routing Number	4 Issuing or Confirming Bank Name	5 Letters of Credit Amount
0001	1	21000018	Lloyd's Bank	349
0002	1	21000089	Citibank, N.A.	87
0003	1	21000021	JPMORGAN CHASE	57
0003	1	21000089	Citibank, N.A.	17
0004	1	26009593	BANK OF AMERICA, N.A.	49
0005	1	26009593	BANK OF AMERICA, N.A.	22
0006	1	21000089	Citibank, N.A.	39
0007	1	26007689	BNP PARIBAS NEW YORK	452
0008	1	21000089	Citibank, N.A.	130
0009	1	21000089	Citibank, N.A.	25
0010	1	71025661	Bank of Montreal, Chicago, Illinois	545
0011	1	122004162	BANK OF TOKYO-MITSUBISHI UFJ.LTD	16
0012	1	21000089	Citibank, N.A.	29
0013	1	21000089	Citibank, N.A.	533
0014	1	21000089	Citibank, N.A.	144
Total				2,492

ANNUAL STATEMENT FOR THE YEAR 2023 OF THE FARMERS GROUP PROPERTY AND CASUALTY INSURANCE COMPANY

SCHEDULE F - PART 5

Interrogatories for Schedule F, Part 3 (000 Omitted)

A. Report the five largest provisional commission rates included in the cedant's reinsurance treaties. The commission rate to be reported is by contract with ceded premium in excess of \$50,000:

	1 <u>Name of Reinsurer</u>	2 <u>Commission Rate</u>	3 <u>Ceded Premium</u>
1.	NONE
2.	NONE
3.	NONE
4.	NONE
5.	NONE

B. Report the five largest reinsurance recoverables reported in Schedule F, Part 3, Column 15, due from any one reinsurer (based on the total recoverables, Schedule F, Part 3, Line 9999999, Column 15), the amount of ceded premium, and indicate whether the recoverables are due from an affiliated insurer.

	1 <u>Name of Reinsurer</u>	2 <u>Total Recoverables</u>	3 <u>Ceded Premiums</u>	4 <u>Affiliated</u>
6.	FARMERS PROPERTY AND CASUALTY INSURANCE COMPANY	773,881	662,981	Yes [X] No []
7.	TIG INS CO	36,995	Yes [] No [X]
8.	NEW ENGLAND REINS CORP	1,677	Yes [] No [X]
9.	PARTNERRE SA	318	Yes [] No [X]
10.	SOMPO JAPAN INS INC	281	Yes [] No [X]

NOTE: Disclosure of the five largest provisional commission rates should exclude mandatory pools and joint underwriting associations.

ANNUAL STATEMENT FOR THE YEAR 2023 OF THE FARMERS GROUP PROPERTY AND CASUALTY INSURANCE COMPANY

SCHEDULE F - PART 6

Restatement of Balance Sheet to Identify Net Credit for Reinsurance

	1 As Reported (Net of Ceded)	2 Restatement Adjustments	3 Restated (Gross of Ceded)
ASSETS (Page 2, Col. 3)			
1. Cash and invested assets (Line 12)	286,914,579		286,914,579
2. Premiums and considerations (Line 15)	348,191		348,191
3. Reinsurance recoverable on loss and loss adjustment expense payments (Line 16.1)	32,728,815	(32,728,815)	
4. Funds held by or deposited with reinsured companies (Line 16.2)			
5. Other assets	5,558,685		5,558,685
6. Net amount recoverable from reinsurers		781,139,843	781,139,843
7. Protected cell assets (Line 27)			
8. Totals (Line 28)	325,550,271	748,411,028	1,073,961,298
LIABILITIES (Page 3)			
9. Losses and loss adjustment expenses (Lines 1 through 3)	455,912	477,572,892	478,028,804
10. Taxes, expenses, and other obligations (Lines 4 through 8)			
11. Unearned premiums (Line 9)		305,546,910	305,546,910
12. Advance premiums (Line 10)			
13. Dividends declared and unpaid (Line 11.1 and 11.2)			
14. Ceded reinsurance premiums payable (net of ceding commissions (Line 12)	34,147,464	(34,147,464)	
15. Funds held by company under reinsurance treaties (Line 13)			
16. Amounts withheld or retained by company for account of others (Line 14)	145		145
17. Provision for reinsurance (Line 16)	561,310	(561,310)	
18. Other liabilities	2,222,376		2,222,376
19. Total liabilities excluding protected cell business (Line 26)	37,387,207	748,411,028	785,798,234
20. Protected cell liabilities (Line 27)			
21. Surplus as regards policyholders (Line 37)	288,163,064	XXX	288,163,064
22. Totals (Line 38)	325,550,271	748,411,028	1,073,961,298

NOTE: Is the restatement of this exhibit the result of grossing up balances ceded to affiliates under 100 percent reinsurance or pooling arrangements? Yes [] No []

If yes, give full explanation: Effective January 1, 2001, the Company's parent entered into a 100% Restated Quota Share Reinsurance Agreement with its subsidiary companies. The Restated Quota Share Reinsurance Treaty provides that the subsidiary companies obligate themselves to cede, and the parent obligates itself to accept, a 100% interest in each of the subsidiaries' gross net liabilities and its premiums, losses, expenses, payment fees, dividends and direct agents balance. In addition, a portion of the restatement is related to a reinsurance contract with TIG Insurance Company (refer to Footnote #23.F. - Retroactive

Schedule H - Part 1 - Analysis of Underwriting Operations

N O N E

Schedule H - Part 2 - Reserves and Liabilities

N O N E

Schedule H - Part 3 - Test of Prior Year's Claim Reserves and Liabilities

N O N E

Schedule H - Part 4 - Reinsurance

N O N E

Schedule H - Part 5 - Health Claims

N O N E

ANNUAL STATEMENT FOR THE YEAR 2023 OF THE FARMERS GROUP PROPERTY AND CASUALTY INSURANCE COMPANY

SCHEDULE P - PART 1A - HOMEOWNERS/FARMOWNERS

(\$000 OMITTED)

Years in Which Premiums Were Earned and Losses Were Incurred	Premiums Earned			Loss and Loss Expense Payments						12 Number of Claims Reported Direct and Assumed		
	1 Direct and Assumed	2 Ceded	3 Net (1 - 2)	Loss Payments		Defense and Cost Containment Payments		Adjusting and Other Payments			10 Salvage and Subrogation Received	11 Total Net Paid Cols (4 - 5 + 6 - 7 + 8 - 9)
				4	5	6	7	8	9			
				Direct and Assumed	Ceded	Direct and Assumed	Ceded	Direct and Assumed	Ceded			
1. Prior.....	XXX.....	XXX.....	XXX.....	75.....	75.....	13.....	13.....	28.....	28.....			XXX.....
2. 2014.....	125,356.....	125,356.....		75,058.....	75,058.....	881.....	881.....	1,907.....	1,907.....			14,895.....
3. 2015.....	133,397.....	133,397.....		79,296.....	79,296.....	385.....	385.....	2,328.....	2,328.....			22,083.....
4. 2016.....	138,204.....	138,204.....		63,631.....	63,631.....	670.....	670.....	2,059.....	2,059.....			11,823.....
5. 2017.....	138,276.....	138,276.....		73,344.....	73,344.....	365.....	365.....	2,242.....	2,242.....			13,575.....
6. 2018.....	140,661.....	140,661.....		78,339.....	78,339.....	450.....	450.....	2,549.....	2,549.....			14,384.....
7. 2019.....	145,598.....	145,598.....		78,118.....	78,118.....	486.....	486.....	2,787.....	2,787.....	14.....		11,855.....
8. 2020.....	147,058.....	147,058.....		95,307.....	95,307.....	460.....	460.....	4,591.....	4,591.....			15,190.....
9. 2021.....	141,363.....	141,363.....		78,357.....	78,357.....	146.....	146.....	8,393.....	8,393.....			11,139.....
10. 2022.....	137,658.....	137,658.....		80,630.....	80,630.....	120.....	120.....	6,599.....	6,599.....			7,136.....
11. 2023.....	145,416.....	145,416.....		60,900.....	60,900.....	57.....	57.....	4,727.....	4,727.....			1,736.....
12. Totals.....	XXX.....	XXX.....	XXX.....	763,055.....	763,055.....	4,033.....	4,033.....	38,210.....	38,210.....	14.....		XXX.....

	Losses Unpaid				Defense and Cost Containment Unpaid				Adjusting and Other Unpaid		23 Salvage and Subrogation Anticipated	24 Total Net Losses and Expenses Unpaid	25 Number of Claims Outstanding Direct and Assumed
	Case Basis		Bulk + IBNR		Case Basis		Bulk + IBNR						
	13	14	15	16	17	18	19	20	21	22			
	Direct and Assumed	Ceded	Direct and Assumed	Ceded	Direct and Assumed	Ceded	Direct and Assumed	Ceded	Direct and Assumed	Ceded			
1. Prior.....	54.....	54.....	5.....	5.....									2.....
2. 2014.....	5.....	5.....	13.....	13.....					9.....	9.....			
3. 2015.....	231.....	231.....	94.....	94.....			1.....	1.....	24.....	24.....			880.....
4. 2016.....	123.....	123.....	139.....	139.....			1.....	1.....	17.....	17.....			
5. 2017.....	31.....	31.....	47.....	47.....			1.....	1.....	7.....	7.....			2.....
6. 2018.....	189.....	189.....	139.....	139.....			1.....	1.....	22.....	22.....			1.....
7. 2019.....	399.....	399.....	296.....	296.....					34.....	34.....			4.....
8. 2020.....	1,008.....	1,008.....	823.....	823.....			2.....	2.....	107.....	107.....			6.....
9. 2021.....	1,662.....	1,662.....	2,472.....	2,472.....			19.....	19.....	358.....	358.....			14.....
10. 2022.....	5,297.....	5,297.....	6,075.....	6,075.....			28.....	28.....	765.....	765.....			36.....
11. 2023.....	14,861.....	14,861.....	20,304.....	20,304.....			134.....	134.....	2,819.....	2,819.....			102.....
12. Totals.....	23,860.....	23,860.....	30,407.....	30,407.....			186.....	186.....	4,162.....	4,162.....			1,047.....

	Total Losses and Loss Expenses Incurred			Loss and Loss Expense Percentage (Incurred / Premiums Earned)			Nontabular Discount		34 Inter-Company Pooling Participation Percentage	Net Balance Sheet Reserves After Discount	
	26	27	28	29	30	31	32	33		35	36
	Direct and Assumed	Ceded	Net	Direct and Assumed	Ceded	Net	Loss	Loss Expense		Losses Unpaid	Loss Expenses Unpaid
1. Prior.....	XXX.....	XXX.....	XXX.....	XXX.....	XXX.....	XXX.....			XXX.....		
2. 2014.....	77,874.....	77,874.....		62.1.....	62.1.....						
3. 2015.....	82,358.....	82,358.....		61.7.....	61.7.....						
4. 2016.....	66,639.....	66,639.....		48.2.....	48.2.....						
5. 2017.....	76,037.....	76,037.....		55.0.....	55.0.....						
6. 2018.....	81,688.....	81,688.....		58.1.....	58.1.....						
7. 2019.....	82,120.....	82,120.....		56.4.....	56.4.....						
8. 2020.....	102,298.....	102,298.....		69.6.....	69.6.....						
9. 2021.....	91,408.....	91,408.....		64.7.....	64.7.....						
10. 2022.....	99,513.....	99,513.....		72.3.....	72.3.....						
11. 2023.....	103,801.....	103,801.....		71.4.....	71.4.....						
12. Totals.....	XXX.....	XXX.....	XXX.....	XXX.....	XXX.....	XXX.....			XXX.....		

ANNUAL STATEMENT FOR THE YEAR 2023 OF THE FARMERS GROUP PROPERTY AND CASUALTY INSURANCE COMPANY

SCHEDULE P - PART 1B - PRIVATE PASSENGER AUTO LIABILITY/MEDICAL

(\$000 OMITTED)

Years in Which Premiums Were Earned and Losses Were Incurred	Premiums Earned			Loss and Loss Expense Payments						12 Number of Claims Reported Direct and Assumed		
	1 Direct and Assumed	2 Ceded	3 Net (1 - 2)	Loss Payments		Defense and Cost Containment Payments		Adjusting and Other Payments			10 Salvage and Subrogation Received	11 Total Net Paid Cols (4 - 5 + 6 - 7 + 8 - 9)
				4 Direct and Assumed	5 Ceded	6 Direct and Assumed	7 Ceded	8 Direct and Assumed	9 Ceded			
1. Prior.....	XXX.....	XXX.....	XXX.....	2,837.....	2,837.....	28.....	28.....	111.....	111.....		XXX.....	
2. 2014.....	296,305.....	296,305.....		184,534.....	184,534.....	7,372.....	7,372.....	3,898.....	3,898.....		44,113.....	
3. 2015.....	312,840.....	312,840.....		215,589.....	215,589.....	8,667.....	8,667.....	4,270.....	4,270.....		67,855.....	
4. 2016.....	327,398.....	327,398.....		224,334.....	224,334.....	7,168.....	7,168.....	4,071.....	4,071.....	18.....	48,987.....	
5. 2017.....	342,190.....	342,190.....		208,001.....	208,001.....	6,688.....	6,688.....	3,922.....	3,922.....	10.....	44,123.....	
6. 2018.....	359,776.....	359,776.....		212,521.....	212,521.....	7,021.....	7,021.....	4,598.....	4,598.....		42,148.....	
7. 2019.....	367,677.....	367,677.....		216,580.....	216,580.....	4,868.....	4,868.....	7,071.....	7,071.....	2.....	42,612.....	
8. 2020.....	340,048.....	340,048.....		152,230.....	152,230.....	1,147.....	1,147.....	9,248.....	9,248.....	4.....	29,277.....	
9. 2021.....	296,949.....	296,949.....		147,977.....	147,977.....	3,849.....	3,849.....	23,003.....	23,003.....		26,675.....	
10. 2022.....	263,837.....	263,837.....		121,472.....	121,472.....	3,094.....	3,094.....	14,922.....	14,922.....		17,310.....	
11. 2023.....	264,976.....	264,976.....		56,949.....	56,949.....	508.....	508.....	9,161.....	9,161.....		8,796.....	
12. Totals.....	XXX.....	XXX.....	XXX.....	1,743,024.....	1,743,024.....	50,411.....	50,411.....	84,274.....	84,274.....	33.....	XXX.....	

	Losses Unpaid				Defense and Cost Containment Unpaid				Adjusting and Other Unpaid		23 Salvage and Subrogation Anticipated	24 Total Net Losses and Expenses Unpaid	25 Number of Claims Outstanding Direct and Assumed
	Case Basis		Bulk + IBNR		Case Basis		Bulk + IBNR		21 Direct and Assumed	22 Ceded			
	13 Direct and Assumed	14 Ceded	15 Direct and Assumed	16 Ceded	17 Direct and Assumed	18 Ceded	19 Direct and Assumed	20 Ceded					
1. Prior.....	18,932.....	18,932.....	8,751.....	8,751.....	3,403.....	3,403.....	1,602.....	1,602.....	2,653.....	2,653.....			84.....
2. 2014.....	752.....	752.....	231.....	231.....	77.....	77.....	26.....	26.....	1,093.....	1,093.....			
3. 2015.....	1,200.....	1,200.....	691.....	691.....	181.....	181.....	105.....	105.....	255.....	255.....			5,624.....
4. 2016.....	2,855.....	2,855.....	1,790.....	1,790.....	489.....	489.....	311.....	311.....	672.....	672.....			22.....
5. 2017.....	2,415.....	2,415.....	1,910.....	1,910.....	331.....	331.....	315.....	315.....	568.....	568.....			32.....
6. 2018.....	4,618.....	4,618.....	3,087.....	3,087.....	481.....	481.....	453.....	453.....	832.....	832.....			56.....
7. 2019.....	6,770.....	6,770.....	3,156.....	3,156.....	569.....	569.....	383.....	383.....	848.....	848.....			129.....
8. 2020.....	15,522.....	15,522.....	6,938.....	6,938.....	1,661.....	1,661.....	881.....	881.....	2,243.....	2,243.....			204.....
9. 2021.....	22,198.....	22,198.....	10,158.....	10,158.....	1,969.....	1,969.....	1,137.....	1,137.....	2,882.....	2,882.....			321.....
10. 2022.....	37,945.....	37,945.....	16,327.....	16,327.....	2,950.....	2,950.....	1,751.....	1,751.....	4,485.....	4,485.....			621.....
11. 2023.....	71,894.....	71,894.....	51,178.....	51,178.....	5,251.....	5,251.....	3,269.....	3,269.....	11,515.....	11,515.....			1,448.....
12. Totals.....	185,100.....	185,100.....	104,217.....	104,217.....	17,362.....	17,362.....	10,232.....	10,232.....	28,044.....	28,044.....			8,541.....

	Total Losses and Loss Expenses Incurred			Loss and Loss Expense Percentage (Incurred / Premiums Earned)			Nontabular Discount		34 Inter-Company Pooling Participation Percentage	Net Balance Sheet Reserves After Discount	
	26 Direct and Assumed	27 Ceded	28 Net	29 Direct and Assumed	30 Ceded	31 Net	32 Loss	33 Loss Expense		35 Losses Unpaid	36 Loss Expenses Unpaid
1. Prior.....	XXX.....	XXX.....	XXX.....	XXX.....	XXX.....	XXX.....			XXX.....		
2. 2014.....	197,984.....	197,984.....		66.8.....	66.8.....						
3. 2015.....	230,959.....	230,959.....		73.8.....	73.8.....						
4. 2016.....	241,689.....	241,689.....		73.8.....	73.8.....						
5. 2017.....	224,151.....	224,151.....		65.5.....	65.5.....						
6. 2018.....	233,610.....	233,610.....		64.9.....	64.9.....						
7. 2019.....	240,243.....	240,243.....		65.3.....	65.3.....						
8. 2020.....	189,869.....	189,869.....		55.8.....	55.8.....						
9. 2021.....	213,173.....	213,173.....		71.8.....	71.8.....						
10. 2022.....	202,945.....	202,945.....		76.9.....	76.9.....						
11. 2023.....	209,724.....	209,724.....		79.1.....	79.1.....						
12. Totals.....	XXX.....	XXX.....	XXX.....	XXX.....	XXX.....	XXX.....			XXX.....		

ANNUAL STATEMENT FOR THE YEAR 2023 OF THE FARMERS GROUP PROPERTY AND CASUALTY INSURANCE COMPANY

SCHEDULE P - PART 1C - COMMERCIAL AUTO/TRUCK LIABILITY/MEDICAL

(\$000 OMITTED)

Years in Which Premiums Were Earned and Losses Were Incurred	Premiums Earned			Loss and Loss Expense Payments						12 Number of Claims Reported Direct and Assumed		
	1 Direct and Assumed	2 Ceded	3 Net (1 - 2)	Loss Payments		Defense and Cost Containment Payments		Adjusting and Other Payments			10 Salvage and Subrogation Received	11 Total Net Paid Cols (4 - 5 + 6 - 7 + 8 - 9)
				4 Direct and Assumed	5 Ceded	6 Direct and Assumed	7 Ceded	8 Direct and Assumed	9 Ceded			
1. Prior.....	XXX	XXX	XXX									XXX
2. 2014.....												
3. 2015.....												
4. 2016.....												
5. 2017.....												
6. 2018.....												
7. 2019.....												
8. 2020.....												
9. 2021.....												
10. 2022.....												
11. 2023.....												
12. Totals	XXX	XXX	XXX									XXX

NONE

	Losses Unpaid				Defense and Cost Containment Unpaid				Adjusting and Other Unpaid		23 Salvage and Subrogation Anticipated	24 Total Net Losses and Expenses Unpaid	25 Number of Claims Outstanding Direct and Assumed
	Case Basis		Bulk + IBNR		Case Basis		Bulk + IBNR		Adjusting and Other Unpaid				
	13 Direct and Assumed	14 Ceded	15 Direct and Assumed	16 Ceded	17 Direct and Assumed	18 Ceded	19 Direct and Assumed	20 Ceded	21 Direct and Assumed	22 Ceded			
1. Prior.....													
2. 2014.....													
3. 2015.....													
4. 2016.....													
5. 2017.....													
6. 2018.....													
7. 2019.....													
8. 2020.....													
9. 2021.....													
10. 2022.....													
11. 2023.....													
12. Totals													

NONE

	Total Losses and Loss Expenses Incurred			Loss and Loss Expense Percentage (Incurred / Premiums Earned)			Nontabular Discount		34 Inter-Company Pooling Participation Percentage	Net Balance Sheet Reserves After Discount	
	26 Direct and Assumed	27 Ceded	28 Net	29 Direct and Assumed	30 Ceded	31 Net	32 Loss	33 Loss Expense		35 Losses Unpaid	36 Loss Expenses Unpaid
	1. Prior.....	XXX	XXX	XXX	XXX	XXX	XXX				XXX
2. 2014.....											
3. 2015.....											
4. 2016.....											
5. 2017.....											
6. 2018.....											
7. 2019.....											
8. 2020.....											
9. 2021.....											
10. 2022.....											
11. 2023.....											
12. Totals	XXX	XXX	XXX	XXX	XXX	XXX			XXX		

NONE

ANNUAL STATEMENT FOR THE YEAR 2023 OF THE FARMERS GROUP PROPERTY AND CASUALTY INSURANCE COMPANY

**SCHEDULE P - PART 1D - WORKERS' COMPENSATION
(EXCLUDING EXCESS WORKERS' COMPENSATION)**

(\$000 OMITTED)

Years in Which Premiums Were Earned and Losses Were Incurred	Premiums Earned			Loss and Loss Expense Payments						12 Number of Claims Reported Direct and Assumed		
	1 Direct and Assumed	2 Ceded	3 Net (1 - 2)	Loss Payments		Defense and Cost Containment Payments		Adjusting and Other Payments			10 Salvage and Subrogation Received	11 Total Net Paid Cols (4 - 5 + 6 - 7 + 8 - 9)
				4	5	6	7	8	9			
				Direct and Assumed	Ceded	Direct and Assumed	Ceded	Direct and Assumed	Ceded			
1. Prior.....	XXX	XXX	XXX	113	113	59	59					XXX
2. 2014.....	45	45										
3. 2015.....	24	24										1
4. 2016.....												
5. 2017.....												
6. 2018.....												
7. 2019.....												
8. 2020.....												
9. 2021.....												
10. 2022.....												
11. 2023.....												
12. Totals	XXX	XXX	XXX	113	113	59	59					XXX

	Losses Unpaid				Defense and Cost Containment Unpaid				Adjusting and Other Unpaid		23 Salvage and Subrogation Anticipated	24 Total Net Losses and Expenses Unpaid	25 Number of Claims Outstanding Direct and Assumed
	Case Basis		Bulk + IBNR		Case Basis		Bulk + IBNR		Adjusting and Other Unpaid				
	13	14	15	16	17	18	19	20	21	22			
	Direct and Assumed	Ceded	Direct and Assumed	Ceded	Direct and Assumed	Ceded	Direct and Assumed	Ceded	Direct and Assumed	Ceded			
1. Prior.....	1,387	1,387	761	761	1	1	1	1					43
2. 2014.....													
3. 2015.....													1
4. 2016.....													
5. 2017.....													
6. 2018.....													
7. 2019.....													
8. 2020.....													
9. 2021.....													
10. 2022.....													
11. 2023.....													
12. Totals	1,387	1,387	761	761	1	1	1	1					44

	Total Losses and Loss Expenses Incurred			Loss and Loss Expense Percentage (Incurred / Premiums Earned)			Nontabular Discount		34 Inter-Company Pooling Participation Percentage	Net Balance Sheet Reserves After Discount	
	26	27	28	29	30	31	32	33		35	36
	Direct and Assumed	Ceded	Net	Direct and Assumed	Ceded	Net	Loss	Loss Expense		Losses Unpaid	Loss Expenses Unpaid
1. Prior.....	XXX	XXX	XXX	XXX	XXX	XXX			XXX		
2. 2014.....											
3. 2015.....											
4. 2016.....											
5. 2017.....											
6. 2018.....											
7. 2019.....											
8. 2020.....											
9. 2021.....											
10. 2022.....											
11. 2023.....											
12. Totals	XXX	XXX	XXX	XXX	XXX	XXX			XXX		

ANNUAL STATEMENT FOR THE YEAR 2023 OF THE FARMERS GROUP PROPERTY AND CASUALTY INSURANCE COMPANY

SCHEDULE P - PART 1E - COMMERCIAL MULTIPLE PERIL

(\$000 OMITTED)

Years in Which Premiums Were Earned and Losses Were Incurred	Premiums Earned			Loss and Loss Expense Payments						12 Number of Claims Reported Direct and Assumed		
	1 Direct and Assumed	2 Ceded	3 Net (1 - 2)	Loss Payments		Defense and Cost Containment Payments		Adjusting and Other Payments			10 Salvage and Subrogation Received	11 Total Net Paid Cols (4 - 5 + 6 - 7 + 8 - 9)
				4 Direct and Assumed	5 Ceded	6 Direct and Assumed	7 Ceded	8 Direct and Assumed	9 Ceded			
1. Prior.....	XXX	XXX	XXX	1,626	1,626							XXX
2. 2014.....												
3. 2015.....												
4. 2016.....												
5. 2017.....												
6. 2018.....												
7. 2019.....												
8. 2020.....												
9. 2021.....												
10. 2022.....												
11. 2023.....												
12. Totals	XXX	XXX	XXX	1,626	1,626							XXX

	Losses Unpaid				Defense and Cost Containment Unpaid				Adjusting and Other Unpaid		23 Salvage and Subrogation Anticipated	24 Total Net Losses and Expenses Unpaid	25 Number of Claims Outstanding Direct and Assumed
	Case Basis		Bulk + IBNR		Case Basis		Bulk + IBNR		21 Direct and Assumed	22 Ceded			
	13 Direct and Assumed	14 Ceded	15 Direct and Assumed	16 Ceded	17 Direct and Assumed	18 Ceded	19 Direct and Assumed	20 Ceded					
1. Prior.....	1,070	1,070	587	587									41
2. 2014.....													
3. 2015.....													
4. 2016.....													
5. 2017.....													
6. 2018.....													
7. 2019.....													
8. 2020.....													
9. 2021.....													
10. 2022.....													
11. 2023.....													
12. Totals	1,070	1,070	587	587									41

	Total Losses and Loss Expenses Incurred			Loss and Loss Expense Percentage (Incurred / Premiums Earned)			Nontabular Discount		34 Inter-Company Pooling Participation Percentage	Net Balance Sheet Reserves After Discount	
	26 Direct and Assumed	27 Ceded	28 Net	29 Direct and Assumed	30 Ceded	31 Net	32 Loss	33 Loss Expense		35 Losses Unpaid	36 Loss Expenses Unpaid
1. Prior.....	XXX	XXX	XXX	XXX	XXX	XXX			XXX		
2. 2014.....											
3. 2015.....											
4. 2016.....											
5. 2017.....											
6. 2018.....											
7. 2019.....											
8. 2020.....											
9. 2021.....											
10. 2022.....											
11. 2023.....											
12. Totals	XXX	XXX	XXX	XXX	XXX	XXX			XXX		

Schedule P - Part 1F - Section 1 - Medical Professional Liability - Occurrence

N O N E

Schedule P - Part 1F - Section 2 - Medical Professional Liability - Claims-Made

N O N E

Schedule P - Part 1G - Special Liability (Ocean Marine, Aircraft (all perils), Boiler and Machinery)

N O N E

ANNUAL STATEMENT FOR THE YEAR 2023 OF THE FARMERS GROUP PROPERTY AND CASUALTY INSURANCE COMPANY

SCHEDULE P - PART 1H - SECTION 1 - OTHER LIABILITY - OCCURRENCE

(\$000 OMITTED)

Years in Which Premiums Were Earned and Losses Were Incurred	Premiums Earned			Loss and Loss Expense Payments						12 Number of Claims Reported Direct and Assumed		
	1 Direct and Assumed	2 Ceded	3 Net (1 - 2)	Loss Payments		Defense and Cost Containment Payments		Adjusting and Other Payments			10 Salvage and Subrogation Received	11 Total Net Paid Cols (4 - 5 + 6 - 7 + 8 - 9)
				4	5	6	7	8	9			
				Direct and Assumed	Ceded	Direct and Assumed	Ceded	Direct and Assumed	Ceded			
1. Prior.....	XXX	XXX	XXX	3,363	3,363	8	8	12	12			XXX
2. 2014.....	1,728	1,728		495	495							4
3. 2015.....	2,006	2,006		2,525	2,525	3	3	7	7			16
4. 2016.....	2,302	2,302		1,628	1,628			20	20			9
5. 2017.....	2,570	2,570		2,320	2,320			4	4			5
6. 2018.....	2,853	2,853		3,773	3,773	26	26	48	48			9
7. 2019.....	3,084	3,084										3
8. 2020.....	3,375	3,375		140	140							4
9. 2021.....	3,438	3,438		1,270	1,270			38	38			4
10. 2022.....	3,239	3,239		1,160	1,160			7	7			3
11. 2023	3,015	3,015						2	2			11
12. Totals	XXX	XXX	XXX	16,675	16,675	36	36	137	137			XXX

	Losses Unpaid				Defense and Cost Containment Unpaid				Adjusting and Other Unpaid		23 Salvage and Subrogation Anticipated	24 Total Net Losses and Expenses Unpaid	25 Number of Claims Outstanding Direct and Assumed
	Case Basis		Bulk + IBNR		Case Basis		Bulk + IBNR		Other Unpaid				
	13	14	15	16	17	18	19	20	21	22			
	Direct and Assumed	Ceded	Direct and Assumed	Ceded	Direct and Assumed	Ceded	Direct and Assumed	Ceded	Direct and Assumed	Ceded			
1. Prior.....	6,660	6,660	3,622	3,622	13	13	7	7					226
2. 2014.....													
3. 2015.....													2
4. 2016.....	15	15	10	10					1	1			
5. 2017.....	495	495	26	26	5	5			23	23			
6. 2018.....	990	990	89	89	9	9	1	1	48	48			
7. 2019.....	280	280	151	151	3	3	2	2	24	24			
8. 2020.....	1,555	1,555	248	248	14	14	3	3	85	85			2
9. 2021.....	134	134	801	801	1	1	8	8	82	82			3
10. 2022.....	1,886	1,886	1,110	1,110	17	17	11	11	182	182			1
11. 2023	40	40	1,267	1,267			13	13	187	187			7
12. Totals	12,055	12,055	7,322	7,322	62	62	44	44	632	632			241

	Total Losses and Loss Expenses Incurred			Loss and Loss Expense Percentage (Incurred / Premiums Earned)			Nontabular Discount		34 Inter-Company Pooling Participation Percentage	Net Balance Sheet Reserves After Discount	
	26	27	28	29	30	31	32	33		35	36
	Direct and Assumed	Ceded	Net	Direct and Assumed	Ceded	Net	Loss	Loss Expense		Losses Unpaid	Loss Expenses Unpaid
1. Prior.....	XXX	XXX	XXX	XXX	XXX	XXX			XXX		
2. 2014.....	495	495		28.6	28.6						
3. 2015.....	2,535	2,535		126.4	126.4						
4. 2016.....	1,674	1,674		72.7	72.7						
5. 2017.....	2,872	2,872		111.8	111.8						
6. 2018.....	4,984	4,984		174.7	174.7						
7. 2019.....	459	459		14.9	14.9						
8. 2020.....	2,044	2,044		60.6	60.6						
9. 2021.....	2,333	2,333		67.9	67.9						
10. 2022.....	4,374	4,374		135.1	135.1						
11. 2023	1,510	1,510		50.1	50.1						
12. Totals	XXX	XXX	XXX	XXX	XXX	XXX			XXX		

ANNUAL STATEMENT FOR THE YEAR 2023 OF THE FARMERS GROUP PROPERTY AND CASUALTY INSURANCE COMPANY

SCHEDULE P - PART 1H - SECTION 2 - OTHER LIABILITY - CLAIMS-MADE

(\$000 OMITTED)

Years in Which Premiums Were Earned and Losses Were Incurred	Premiums Earned			Loss and Loss Expense Payments						10 Salvage and Subrogation Received	11 Total Net Paid Cols (4 - 5 + 6 - 7 + 8 - 9)	12 Number of Claims Reported Direct and Assumed
	1 Direct and Assumed	2 Ceded	3 Net (1 - 2)	Loss Payments		Defense and Cost Containment Payments		Adjusting and Other Payments				
				4 Direct and Assumed	5 Ceded	6 Direct and Assumed	7 Ceded	8 Direct and Assumed	9 Ceded			
1. Prior.....	XXX	XXX	XXX									XXX
2. 2014.....												
3. 2015.....												
4. 2016.....												
5. 2017.....												
6. 2018.....												
7. 2019.....												
8. 2020.....												
9. 2021.....												
10. 2022.....												
11. 2023.....												
12. Totals	XXX	XXX	XXX									XXX

NONE

	Losses Unpaid				Defense and Cost Containment Unpaid				Adjusting and Other Unpaid		23 Salvage and Subrogation Anticipated	24 Total Net Losses and Expenses Unpaid	25 Number of Claims Outstanding Direct and Assumed
	Case Basis		Bulk + IBNR		Case Basis		Bulk + IBNR						
	13 Direct and Assumed	14 Ceded	15 Direct and Assumed	16 Ceded	17 Direct and Assumed	18 Ceded	19 Direct and Assumed	20 Ceded	21 Direct and Assumed	22 Ceded			
1. Prior.....													
2. 2014.....													
3. 2015.....													
4. 2016.....													
5. 2017.....													
6. 2018.....													
7. 2019.....													
8. 2020.....													
9. 2021.....													
10. 2022.....													
11. 2023.....													
12. Totals													

NONE

	Total Losses and Loss Expenses Incurred			Loss and Loss Expense Percentage (Incurred / Premiums Earned)			Nontabular Discount		34 Inter-Company Pooling Participation Percentage	Net Balance Sheet Reserves After Discount	
	26 Direct and Assumed	27 Ceded	28 Net	29 Direct and Assumed	30 Ceded	31 Net	32 Loss	33 Loss Expense		35 Losses Unpaid	36 Loss Expenses Unpaid
	1. Prior.....	XXX	XXX	XXX	XXX	XXX	XXX				XXX
2. 2014.....											
3. 2015.....											
4. 2016.....											
5. 2017.....											
6. 2018.....											
7. 2019.....											
8. 2020.....											
9. 2021.....											
10. 2022.....											
11. 2023.....											
12. Totals	XXX	XXX	XXX	XXX	XXX	XXX			XXX		

NONE

ANNUAL STATEMENT FOR THE YEAR 2023 OF THE FARMERS GROUP PROPERTY AND CASUALTY INSURANCE COMPANY

SCHEDULE P - PART 11 - SPECIAL PROPERTY (FIRE, ALLIED LINES, INLAND MARINE, EARTHQUAKE, BURGLARY AND THEFT)

(\$000 OMITTED)

Years in Which Premiums Were Earned and Losses Were Incurred	Premiums Earned			Loss and Loss Expense Payments						12 Number of Claims Reported Direct and Assumed		
	1 Direct and Assumed	2 Ceded	3 Net (1 - 2)	Loss Payments		Defense and Cost Containment Payments		Adjusting and Other Payments			10 Salvage and Subrogation Received	11 Total Net Paid Cols (4 - 5 + 6 - 7 + 8 - 9)
				4 Direct and Assumed	5 Ceded	6 Direct and Assumed	7 Ceded	8 Direct and Assumed	9 Ceded			
1. Prior.....	XXX.....	XXX.....	XXX.....	25	25			3	3			XXX.....
2. 2022.....	3,561	3,561		719	719			75	75			XXX.....
3. 2023.....	3,097	3,097		552	552			45	45			XXX.....
4. Totals.....	XXX	XXX	XXX	1,296	1,296			123	123			XXX.....

	Losses Unpaid				Defense and Cost Containment Unpaid				Adjusting and Other Unpaid		23 Salvage and Subrogation Anticipated	24 Total Net Losses and Expenses Unpaid	25 Number of Claims Outstanding Direct and Assumed
	Case Basis		Bulk + IBNR		Case Basis		Bulk + IBNR		Adjusting and Other Unpaid				
	13 Direct and Assumed	14 Ceded	15 Direct and Assumed	16 Ceded	17 Direct and Assumed	18 Ceded	19 Direct and Assumed	20 Ceded	21 Direct and Assumed	22 Ceded			
1. Prior.....			28	28			1	1	4	4			
2. 2022.....	14	14	36	36			1	1	5	5			
3. 2023.....			115	115			2	2	21	21			1
4. Totals.....	14	14	180	180			3	3	30	30			1

	Total Losses and Loss Expenses Incurred			Loss and Loss Expense Percentage (Incurred /Premiums Earned)			Nontabular Discount		34 Inter-Company Pooling Participation Percentage	Net Balance Sheet Reserves After Discount	
	26 Direct and Assumed	27 Ceded	28 Net	29 Direct and Assumed	30 Ceded	31 Net	32 Loss	33 Loss Expense		35 Losses Unpaid	36 Loss Expenses Unpaid
	1. Prior.....	XXX.....	XXX.....	XXX.....	XXX.....	XXX.....	XXX.....				XXX.....
2. 2022.....	849	849		23.8	23.8						
3. 2023.....	735	735		23.7	23.7						
4. Totals.....	XXX	XXX	XXX	XXX	XXX	XXX			XXX		

ANNUAL STATEMENT FOR THE YEAR 2023 OF THE FARMERS GROUP PROPERTY AND CASUALTY INSURANCE COMPANY

SCHEDULE P - PART 1J - AUTO PHYSICAL DAMAGE

(\$000 OMITTED)

Years in Which Premiums Were Earned and Losses Were Incurred	Premiums Earned			Loss and Loss Expense Payments						12 Number of Claims Reported Direct and Assumed		
	1 Direct and Assumed	2 Ceded	3 Net (1 - 2)	Loss Payments		Defense and Cost Containment Payments		Adjusting and Other Payments			10 Salvage and Subrogation Received	11 Total Net Paid Cols (4 - 5 + 6 - 7 + 8 - 9)
				4	5	6	7	8	9			
				Direct and Assumed	Ceded	Direct and Assumed	Ceded	Direct and Assumed	Ceded			
1. Prior.....	XXX.....	XXX.....	XXX.....	(868)	(868)	33	33	104	104			XXX.....
2. 2022.....	222,281	222,281		148,064	148,064	273	273	23,319	23,319			75,758
3. 2023.....	233,738	233,738		131,681	131,681	57	57	15,502	15,502			8,590
4. Totals.....	XXX	XXX	XXX	278,877	278,877	364	364	38,926	38,926			XXX

	Losses Unpaid				Defense and Cost Containment Unpaid				Adjusting and Other Unpaid		23 Salvage and Subrogation Anticipated	24 Total Net Losses and Expenses Unpaid	25 Number of Claims Outstanding Direct and Assumed
	Case Basis		Bulk + IBNR		Case Basis		Bulk + IBNR		Adjusting and Other Unpaid				
	13	14	15	16	17	18	19	20	21	22			
	Direct and Assumed	Ceded	Direct and Assumed	Ceded	Direct and Assumed	Ceded	Direct and Assumed	Ceded	Direct and Assumed	Ceded			
1. Prior.....	654	654	596	596					103	103			5,670
2. 2022.....	868	868	594	594					114	114			24
3. 2023.....	21,931	21,931	(3,941)	(3,941)					2,001	2,001			54
4. Totals.....	23,453	23,453	(2,750)	(2,750)					2,218	2,218			5,748

	Total Losses and Loss Expenses Incurred			Loss and Loss Expense Percentage (Incurred /Premiums Earned)			Nontabular Discount		34 Inter-Company Pooling Participation Percentage	Net Balance Sheet Reserves After Discount	
	26	27	28	29	30	31	32	33		35	36
	Direct and Assumed	Ceded	Net	Direct and Assumed	Ceded	Net	Loss	Loss Expense		Losses Unpaid	Loss Expenses Unpaid
1. Prior.....	XXX.....	XXX.....	XXX.....	XXX.....	XXX.....	XXX.....			XXX.....		
2. 2022.....	173,232	173,232		77.9	77.9						
3. 2023.....	167,232	167,232		71.5	71.5						
4. Totals.....	XXX	XXX	XXX	XXX	XXX	XXX			XXX		

Schedule P - Part 1K - Fidelity/Surety

NONE

Schedule P - Part 1L - Other (Including Credit, Accident and Health)

NONE

Schedule P - Part 1M - International

NONE

ANNUAL STATEMENT FOR THE YEAR 2023 OF THE FARMERS GROUP PROPERTY AND CASUALTY INSURANCE COMPANY

SCHEDULE P - PART 1N - REINSURANCE - NONPROPORTIONAL ASSUMED PROPERTY

(\$000 OMITTED)

Years in Which Premiums Were Earned and Losses Were Incurred	Premiums Earned			Loss and Loss Expense Payments						10 Salvage and Subrogation Received	11 Total Net Paid Cols (4 - 5 + 6 - 7 + 8 - 9)	12 Number of Claims Reported Direct and Assumed
	1 Direct and Assumed	2 Ceded	3 Net (1 - 2)	Loss Payments		Defense and Cost Containment Payments		Adjusting and Other Payments				
				4 Direct and Assumed	5 Ceded	6 Direct and Assumed	7 Ceded	8 Direct and Assumed	9 Ceded			
1. Prior.....	XXX	XXX	XXX	2,517	2,517							XXX
2. 2014.....												XXX
3. 2015.....	(1)	(1)										XXX
4. 2016.....												XXX
5. 2017.....												XXX
6. 2018.....												XXX
7. 2019.....												XXX
8. 2020.....												XXX
9. 2021.....												XXX
10. 2022.....												XXX
11. 2023.....												XXX
12. Totals	XXX	XXX	XXX	2,517	2,517							XXX

	Losses Unpaid				Defense and Cost Containment Unpaid				Adjusting and Other Unpaid		23 Salvage and Subrogation Anticipated	24 Total Net Losses and Expenses Unpaid	25 Number of Claims Outstanding Direct and Assumed
	Case Basis		Bulk + IBNR		Case Basis		Bulk + IBNR		21 Direct and Assumed	22 Ceded			
	13 Direct and Assumed	14 Ceded	15 Direct and Assumed	16 Ceded	17 Direct and Assumed	18 Ceded	19 Direct and Assumed	20 Ceded					
1. Prior.....	10,054	10,054	5,515	5,515	195	195	104	104					XXX
2. 2014.....													XXX
3. 2015.....													XXX
4. 2016.....													XXX
5. 2017.....													XXX
6. 2018.....													XXX
7. 2019.....													XXX
8. 2020.....													XXX
9. 2021.....													XXX
10. 2022.....													XXX
11. 2023.....													XXX
12. Totals	10,054	10,054	5,515	5,515	195	195	104	104					XXX

	Total Losses and Loss Expenses Incurred			Loss and Loss Expense Percentage (Incurred / Premiums Earned)			Nontabular Discount		34 Inter-Company Pooling Participation Percentage	Net Balance Sheet Reserves After Discount	
	26 Direct and Assumed	27 Ceded	28 Net	29 Direct and Assumed	30 Ceded	31 Net	32 Loss	33 Loss Expense		35 Losses Unpaid	36 Loss Expenses Unpaid
1. Prior.....	XXX	XXX	XXX	XXX	XXX	XXX			XXX		
2. 2014.....											
3. 2015.....											
4. 2016.....											
5. 2017.....											
6. 2018.....											
7. 2019.....											
8. 2020.....											
9. 2021.....											
10. 2022.....											
11. 2023.....											
12. Totals	XXX	XXX	XXX	XXX	XXX	XXX			XXX		

ANNUAL STATEMENT FOR THE YEAR 2023 OF THE FARMERS GROUP PROPERTY AND CASUALTY INSURANCE COMPANY

SCHEDULE P - PART 10 - REINSURANCE - NONPROPORTIONAL ASSUMED LIABILITY

(\$000 OMITTED)

Years in Which Premiums Were Earned and Losses Were Incurred	Premiums Earned			Loss and Loss Expense Payments						12 Number of Claims Reported Direct and Assumed		
	1 Direct and Assumed	2 Ceded	3 Net (1 - 2)	Loss Payments		Defense and Cost Containment Payments		Adjusting and Other Payments			10 Salvage and Subrogation Received	11 Total Net Paid Cols (4 - 5 + 6 - 7 + 8 - 9)
				4 Direct and Assumed	5 Ceded	6 Direct and Assumed	7 Ceded	8 Direct and Assumed	9 Ceded			
1. Prior.....	XXX	XXX	XXX	2,833	2,833							XXX
2. 2014.....	7	7										XXX
3. 2015.....	8	8										XXX
4. 2016.....	(11)	(11)										XXX
5. 2017.....	3	3										XXX
6. 2018.....												XXX
7. 2019.....												XXX
8. 2020.....												XXX
9. 2021.....												XXX
10. 2022.....												XXX
11. 2023.....												XXX
12. Totals	XXX	XXX	XXX	2,833	2,833							XXX

	Losses Unpaid				Defense and Cost Containment Unpaid				Adjusting and Other Unpaid		23 Salvage and Subrogation Anticipated	24 Total Net Losses and Expenses Unpaid	25 Number of Claims Outstanding Direct and Assumed
	Case Basis		Bulk + IBNR		Case Basis		Bulk + IBNR		21 Direct and Assumed	22 Ceded			
	13 Direct and Assumed	14 Ceded	15 Direct and Assumed	16 Ceded	17 Direct and Assumed	18 Ceded	19 Direct and Assumed	20 Ceded					
1. Prior.....	7,140	7,140	3,917	3,917	5	5	3	3					XXX
2. 2014.....													XXX
3. 2015.....													XXX
4. 2016.....													XXX
5. 2017.....													XXX
6. 2018.....													XXX
7. 2019.....													XXX
8. 2020.....													XXX
9. 2021.....													XXX
10. 2022.....													XXX
11. 2023.....													XXX
12. Totals	7,140	7,140	3,917	3,917	5	5	3	3					XXX

	Total Losses and Loss Expenses Incurred			Loss and Loss Expense Percentage (Incurred / Premiums Earned)			Nontabular Discount		34 Inter-Company Pooling Participation Percentage	Net Balance Sheet Reserves After Discount	
	26 Direct and Assumed	27 Ceded	28 Net	29 Direct and Assumed	30 Ceded	31 Net	32 Loss	33 Loss Expense		35 Losses Unpaid	36 Loss Expenses Unpaid
1. Prior.....	XXX	XXX	XXX	XXX	XXX	XXX			XXX		
2. 2014.....											
3. 2015.....											
4. 2016.....											
5. 2017.....											
6. 2018.....											
7. 2019.....											
8. 2020.....											
9. 2021.....											
10. 2022.....											
11. 2023.....											
12. Totals	XXX	XXX	XXX	XXX	XXX	XXX			XXX		

Schedule P - Part 1P - Reinsurance - Nonproportional Assumed Financial Lines

N O N E

Schedule P - Part 1R - Section 1 - Products Liability - Occurrence

N O N E

Schedule P - Part 1R - Section 2 - Products Liability - Claims-Made

N O N E

Schedule P - Part 1S - Financial Guaranty/Mortgage Guaranty

N O N E

Schedule P - Part 1T - Warranty

N O N E

ANNUAL STATEMENT FOR THE YEAR 2023 OF THE FARMERS GROUP PROPERTY AND CASUALTY INSURANCE COMPANY

SCHEDULE P - PART 2A - HOMEOWNERS/FARMOWNERS

Years in Which Losses Were Incurred	INCURRED NET LOSSES AND DEFENSE AND COST CONTAINMENT EXPENSES REPORTED AT YEAR END (\$000 OMITTED)										DEVELOPMENT	
	1 2014	2 2015	3 2016	4 2017	5 2018	6 2019	7 2020	8 2021	9 2022	10 2023	11 One Year	12 Two Year
1. Prior.....	147	168	168	168	168	168	168	168	168	168		
2. 2014.....												
3. 2015.....	XXX											
4. 2016.....	XXX	XXX										
5. 2017.....	XXX	XXX	XXX									
6. 2018.....	XXX	XXX	XXX	XXX								
7. 2019.....	XXX	XXX	XXX	XXX	XXX							
8. 2020.....	XXX	XXX	XXX	XXX	XXX	XXX						
9. 2021.....	XXX	XXX	XXX	XXX	XXX	XXX	XXX					
10. 2022.....	XXX	XXX	XXX	XXX	XXX	XXX	XXX	XXX				XXX
11. 2023.....	XXX	XXX	XXX	XXX	XXX	XXX	XXX	XXX	XXX		XXX	XXX
12. Totals												

SCHEDULE P - PART 2B - PRIVATE PASSENGER AUTO LIABILITY/MEDICAL

1. Prior.....	1,238	1,325	1,325	1,325	1,325	1,325	1,325	1,325	1,325	1,325		
2. 2014.....												
3. 2015.....	XXX											
4. 2016.....	XXX	XXX										
5. 2017.....	XXX	XXX	XXX									
6. 2018.....	XXX	XXX	XXX	XXX								
7. 2019.....	XXX	XXX	XXX	XXX	XXX							
8. 2020.....	XXX	XXX	XXX	XXX	XXX	XXX						
9. 2021.....	XXX	XXX	XXX	XXX	XXX	XXX	XXX					
10. 2022.....	XXX	XXX	XXX	XXX	XXX	XXX	XXX	XXX				XXX
11. 2023.....	XXX	XXX	XXX	XXX	XXX	XXX	XXX	XXX	XXX		XXX	XXX
12. Totals												

SCHEDULE P - PART 2C - COMMERCIAL AUTO/TRUCK LIABILITY/MEDICAL

1. Prior.....												
2. 2014.....												
3. 2015.....	XXX											
4. 2016.....	XXX	XXX										
5. 2017.....	XXX	XXX	XXX									
6. 2018.....	XXX	XXX	XXX	XXX								
7. 2019.....	XXX	XXX	XXX	XXX	XXX							
8. 2020.....	XXX	XXX	XXX	XXX	XXX	XXX						
9. 2021.....	XXX	XXX	XXX	XXX	XXX	XXX	XXX					
10. 2022.....	XXX	XXX	XXX	XXX	XXX	XXX	XXX	XXX				XXX
11. 2023.....	XXX	XXX	XXX	XXX	XXX	XXX	XXX	XXX	XXX		XXX	XXX
12. Totals												

**SCHEDULE P - PART 2D - WORKERS' COMPENSATION
(EXCLUDING EXCESS WORKERS' COMPENSATION)**

1. Prior.....	2,853	3,462	3,462	3,462	3,462	3,462	3,462	3,462	3,462	3,462		
2. 2014.....												
3. 2015.....	XXX											
4. 2016.....	XXX	XXX										
5. 2017.....	XXX	XXX	XXX									
6. 2018.....	XXX	XXX	XXX	XXX								
7. 2019.....	XXX	XXX	XXX	XXX	XXX							
8. 2020.....	XXX	XXX	XXX	XXX	XXX	XXX						
9. 2021.....	XXX	XXX	XXX	XXX	XXX	XXX	XXX					
10. 2022.....	XXX	XXX	XXX	XXX	XXX	XXX	XXX	XXX				XXX
11. 2023.....	XXX	XXX	XXX	XXX	XXX	XXX	XXX	XXX	XXX		XXX	XXX
12. Totals												

SCHEDULE P - PART 2E - COMMERCIAL MULTIPLE PERIL

1. Prior.....	1,268	1,532	1,532	1,532	1,532	1,532	1,532	1,532	1,532	1,532		
2. 2014.....												
3. 2015.....	XXX											
4. 2016.....	XXX	XXX										
5. 2017.....	XXX	XXX	XXX									
6. 2018.....	XXX	XXX	XXX	XXX								
7. 2019.....	XXX	XXX	XXX	XXX	XXX							
8. 2020.....	XXX	XXX	XXX	XXX	XXX	XXX						
9. 2021.....	XXX	XXX	XXX	XXX	XXX	XXX	XXX					
10. 2022.....	XXX	XXX	XXX	XXX	XXX	XXX	XXX	XXX				XXX
11. 2023.....	XXX	XXX	XXX	XXX	XXX	XXX	XXX	XXX	XXX		XXX	XXX
12. Totals												

ANNUAL STATEMENT FOR THE YEAR 2023 OF THE FARMERS GROUP PROPERTY AND CASUALTY INSURANCE COMPANY

SCHEDULE P - PART 2F - SECTION 1 - MEDICAL PROFESSIONAL LIABILITY - OCCURRENCE

Years in Which Losses Were Incurred	INCURRED NET LOSSES AND DEFENSE AND COST CONTAINMENT EXPENSES REPORTED AT YEAR END (\$000 OMITTED)										DEVELOPMENT	
	1 2014	2 2015	3 2016	4 2017	5 2018	6 2019	7 2020	8 2021	9 2022	10 2023	11 One Year	12 Two Year
1. Prior.....												
2. 2014.....												
3. 2015.....	XXX											
4. 2016.....	XXX	XXX										
5. 2017.....	XXX	XXX	XXX									
6. 2018.....	XXX	XXX	XXX	XXX								
7. 2019.....	XXX	XXX	XXX	XXX	XXX							
8. 2020.....	XXX	XXX	XXX	XXX	XXX	XXX						
9. 2021.....	XXX	XXX	XXX	XXX	XXX	XXX	XXX					
10. 2022.....	XXX	XXX	XXX	XXX	XXX	XXX	XXX	XXX				XXX
11. 2023.....	XXX	XXX	XXX	XXX	XXX	XXX	XXX	XXX	XXX		XXX	XXX
12. Totals												

NONE

SCHEDULE P - PART 2F - SECTION 2 - MEDICAL PROFESSIONAL LIABILITY - CLAIMS-MADE

1. Prior.....												
2. 2014.....												
3. 2015.....	XXX											
4. 2016.....	XXX	XXX										
5. 2017.....	XXX	XXX	XXX									
6. 2018.....	XXX	XXX	XXX	XXX								
7. 2019.....	XXX	XXX	XXX	XXX	XXX							
8. 2020.....	XXX	XXX	XXX	XXX	XXX	XXX						
9. 2021.....	XXX	XXX	XXX	XXX	XXX	XXX	XXX					
10. 2022.....	XXX	XXX	XXX	XXX	XXX	XXX	XXX	XXX				XXX
11. 2023.....	XXX	XXX	XXX	XXX	XXX	XXX	XXX	XXX	XXX		XXX	XXX
12. Totals												

NONE

SCHEDULE P - PART 2G - SPECIAL LIABILITY (OCEAN MARINE, AIRCRAFT (ALL PERILS), BOILER AND MACHINERY)

1. Prior.....	336	414	414	414	414	414	414	414	414	414		
2. 2014.....												
3. 2015.....	XXX											
4. 2016.....	XXX	XXX										
5. 2017.....	XXX	XXX	XXX									
6. 2018.....	XXX	XXX	XXX	XXX								
7. 2019.....	XXX	XXX	XXX	XXX	XXX							
8. 2020.....	XXX	XXX	XXX	XXX	XXX	XXX						
9. 2021.....	XXX	XXX	XXX	XXX	XXX	XXX	XXX					
10. 2022.....	XXX	XXX	XXX	XXX	XXX	XXX	XXX	XXX				XXX
11. 2023.....	XXX	XXX	XXX	XXX	XXX	XXX	XXX	XXX	XXX		XXX	XXX
12. Totals												

SCHEDULE P - PART 2H - SECTION 1 - OTHER LIABILITY - OCCURRENCE

1. Prior.....	51,024	49,714	49,714	49,714	49,714	49,714	49,714	49,714	49,714	49,714		
2. 2014.....												
3. 2015.....	XXX											
4. 2016.....	XXX	XXX										
5. 2017.....	XXX	XXX	XXX									
6. 2018.....	XXX	XXX	XXX	XXX								
7. 2019.....	XXX	XXX	XXX	XXX	XXX							
8. 2020.....	XXX	XXX	XXX	XXX	XXX	XXX						
9. 2021.....	XXX	XXX	XXX	XXX	XXX	XXX	XXX					
10. 2022.....	XXX	XXX	XXX	XXX	XXX	XXX	XXX	XXX				XXX
11. 2023.....	XXX	XXX	XXX	XXX	XXX	XXX	XXX	XXX	XXX		XXX	XXX
12. Totals												

SCHEDULE P - PART 2H - SECTION 2 - OTHER LIABILITY - CLAIMS-MADE

1. Prior.....												
2. 2014.....												
3. 2015.....	XXX											
4. 2016.....	XXX	XXX										
5. 2017.....	XXX	XXX	XXX									
6. 2018.....	XXX	XXX	XXX	XXX								
7. 2019.....	XXX	XXX	XXX	XXX	XXX							
8. 2020.....	XXX	XXX	XXX	XXX	XXX	XXX						
9. 2021.....	XXX	XXX	XXX	XXX	XXX	XXX	XXX					
10. 2022.....	XXX	XXX	XXX	XXX	XXX	XXX	XXX	XXX				XXX
11. 2023.....	XXX	XXX	XXX	XXX	XXX	XXX	XXX	XXX	XXX		XXX	XXX
12. Totals												

NONE

ANNUAL STATEMENT FOR THE YEAR 2023 OF THE FARMERS GROUP PROPERTY AND CASUALTY INSURANCE COMPANY

SCHEDULE P - PART 2I - SPECIAL PROPERTY (FIRE, ALLIED LINES, INLAND MARINE, EARTHQUAKE, BURGLARY, AND THEFT)

Years in Which Losses Were Incurred	INCURRED NET LOSSES AND DEFENSE AND COST CONTAINMENT EXPENSES REPORTED AT YEAR END (\$000 OMITTED)										DEVELOPMENT	
	1 2014	2 2015	3 2016	4 2017	5 2018	6 2019	7 2020	8 2021	9 2022	10 2023	11 One Year	12 Two Year
1. Prior.....	XXX	XXX	XXX	XXX	XXX	XXX	XXX	XXX				
2. 2022.....	XXX	XXX	XXX	XXX	XXX	XXX	XXX	XXX				XXX
3. 2023.....	XXX	XXX	XXX	XXX	XXX	XXX	XXX	XXX	XXX		XXX	XXX
4. Totals												

SCHEDULE P - PART 2J - AUTO PHYSICAL DAMAGE

1. Prior.....	XXX	XXX	XXX	XXX	XXX	XXX	XXX	XXX				
2. 2022.....	XXX	XXX	XXX	XXX	XXX	XXX	XXX	XXX				XXX
3. 2023.....	XXX	XXX	XXX	XXX	XXX	XXX	XXX	XXX	XXX		XXX	XXX
4. Totals												

SCHEDULE P - PART 2K - FIDELITY/SURETY

1. Prior.....	XXX	XXX	XXX	XXX	XXX	XXX	XXX	XXX				
2. 2022.....	XXX	XXX	XXX	XXX	XXX	XXX	XXX	XXX				XXX
3. 2023.....	XXX	XXX	XXX	XXX	XXX	XXX	XXX	XXX	XXX		XXX	XXX
4. Totals												

SCHEDULE P - PART 2L - OTHER (INCLUDING CREDIT, ACCIDENT AND HEALTH)

1. Prior.....	XXX	XXX	XXX	XXX	XXX	XXX	XXX	XXX				
2. 2022.....	XXX	XXX	XXX	XXX	XXX	XXX	XXX	XXX				XXX
3. 2023.....	XXX	XXX	XXX	XXX	XXX	XXX	XXX	XXX	XXX		XXX	XXX
4. Totals												

SCHEDULE P - PART 2M - INTERNATIONAL

1. Prior.....												
2. 2014.....												
3. 2015.....	XXX											
4. 2016.....	XXX	XXX										
5. 2017.....	XXX	XXX	XXX									
6. 2018.....	XXX	XXX	XXX	XXX								
7. 2019.....	XXX	XXX	XXX	XXX	XXX							
8. 2020.....	XXX	XXX	XXX	XXX	XXX	XXX						
9. 2021.....	XXX	XXX	XXX	XXX	XXX	XXX	XXX					
10. 2022.....	XXX	XXX	XXX	XXX	XXX	XXX	XXX	XXX				XXX
11. 2023.....	XXX	XXX	XXX	XXX	XXX	XXX	XXX	XXX	XXX		XXX	XXX
12. Totals												

ANNUAL STATEMENT FOR THE YEAR 2023 OF THE FARMERS GROUP PROPERTY AND CASUALTY INSURANCE COMPANY

**SCHEDULE P - PART 2N - REINSURANCE
NONPROPORTIONAL ASSUMED PROPERTY**

Years in Which Losses Were Incurred	INCURRED NET LOSSES AND DEFENSE AND COST CONTAINMENT EXPENSES REPORTED AT YEAR END (\$000 OMITTED)										DEVELOPMENT	
	1 2014	2 2015	3 2016	4 2017	5 2018	6 2019	7 2020	8 2021	9 2022	10 2023	11 One Year	12 Two Year
1. Prior.....	17	16	16	16	16	16	16	16	16	16		
2. 2014.....												
3. 2015.....	XXX											
4. 2016.....	XXX	XXX										
5. 2017.....	XXX	XXX	XXX									
6. 2018.....	XXX	XXX	XXX	XXX								
7. 2019.....	XXX	XXX	XXX	XXX	XXX							
8. 2020.....	XXX	XXX	XXX	XXX	XXX	XXX						
9. 2021.....	XXX	XXX	XXX	XXX	XXX	XXX	XXX					
10. 2022.....	XXX	XXX	XXX	XXX	XXX	XXX	XXX	XXX				XXX
11. 2023.....	XXX	XXX	XXX	XXX	XXX	XXX	XXX	XXX	XXX		XXX	XXX
12. Totals												

**SCHEDULE P - PART 2O - REINSURANCE
NONPROPORTIONAL ASSUMED LIABILITY**

1. Prior.....	1,374	.907	.907	.907	.907	.907	.907	.907	.907	.907		
2. 2014.....												
3. 2015.....	XXX											
4. 2016.....	XXX	XXX										
5. 2017.....	XXX	XXX	XXX									
6. 2018.....	XXX	XXX	XXX	XXX								
7. 2019.....	XXX	XXX	XXX	XXX	XXX							
8. 2020.....	XXX	XXX	XXX	XXX	XXX	XXX						
9. 2021.....	XXX	XXX	XXX	XXX	XXX	XXX	XXX					
10. 2022.....	XXX	XXX	XXX	XXX	XXX	XXX	XXX	XXX				XXX
11. 2023.....	XXX	XXX	XXX	XXX	XXX	XXX	XXX	XXX	XXX		XXX	XXX
12. Totals												

**SCHEDULE P - PART 2P - REINSURANCE
NONPROPORTIONAL ASSUMED FINANCIAL LINES**

1. Prior.....												
2. 2014.....												
3. 2015.....	XXX											
4. 2016.....	XXX	XXX										
5. 2017.....	XXX	XXX	XXX									
6. 2018.....	XXX	XXX	XXX	XXX								
7. 2019.....	XXX	XXX	XXX	XXX	XXX							
8. 2020.....	XXX	XXX	XXX	XXX	XXX	XXX						
9. 2021.....	XXX	XXX	XXX	XXX	XXX	XXX	XXX					
10. 2022.....	XXX	XXX	XXX	XXX	XXX	XXX	XXX	XXX				XXX
11. 2023.....	XXX	XXX	XXX	XXX	XXX	XXX	XXX	XXX	XXX		XXX	XXX
12. Totals												

NONE

ANNUAL STATEMENT FOR THE YEAR 2023 OF THE FARMERS GROUP PROPERTY AND CASUALTY INSURANCE COMPANY

SCHEDULE P - PART 2R - SECTION 1 - PRODUCTS LIABILITY - OCCURRENCE

Years in Which Losses Were Incurred	INCURRED NET LOSSES AND DEFENSE AND COST CONTAINMENT EXPENSES REPORTED AT YEAR END (\$000 OMITTED)										DEVELOPMENT	
	1 2014	2 2015	3 2016	4 2017	5 2018	6 2019	7 2020	8 2021	9 2022	10 2023	11 One Year	12 Two Year
1. Prior.....												
2. 2014.....												
3. 2015.....	XXX											
4. 2016.....	XXX	XXX										
5. 2017.....	XXX	XXX	XXX									
6. 2018.....	XXX	XXX	XXX									
7. 2019.....	XXX	XXX	XXX	XXX								
8. 2020.....	XXX	XXX	XXX	XXX	XXX	XXX						
9. 2021.....	XXX	XXX	XXX	XXX	XXX	XXX	XXX					
10. 2022.....	XXX	XXX	XXX	XXX	XXX	XXX	XXX	XXX				XXX
11. 2023.....	XXX	XXX	XXX	XXX	XXX	XXX	XXX	XXX	XXX		XXX	XXX
12. Totals												

SCHEDULE P - PART 2R - SECTION 2 - PRODUCTS LIABILITY - CLAIMS-MADE

1. Prior.....												
2. 2014.....												
3. 2015.....	XXX											
4. 2016.....	XXX	XXX										
5. 2017.....	XXX	XXX	XXX									
6. 2018.....	XXX	XXX	XXX	XXX								
7. 2019.....	XXX	XXX	XXX	XXX	XXX							
8. 2020.....	XXX	XXX	XXX	XXX	XXX	XXX						
9. 2021.....	XXX	XXX	XXX	XXX	XXX	XXX	XXX					
10. 2022.....	XXX	XXX	XXX	XXX	XXX	XXX	XXX	XXX				XXX
11. 2023.....	XXX	XXX	XXX	XXX	XXX	XXX	XXX	XXX	XXX		XXX	XXX
12. Totals												

SCHEDULE P - PART 2S - FINANCIAL GUARANTY/MORTGAGE GUARANTY

1. Prior.....	XXX	XXX	XXX	XXX	XXX	XXX	XXX					
2. 2022.....	XXX	XXX	XXX	XXX	XXX	XXX	XXX	XXX				XXX
3. 2023.....	XXX	XXX	XXX	XXX	XXX	XXX	XXX	XXX	XXX		XXX	XXX
4. Totals												

SCHEDULE P - PART 2T - WARRANTY

1. Prior.....	XXX	XXX	XXX	XXX	XXX	XXX	XXX					
2. 2022.....	XXX	XXX	XXX	XXX	XXX	XXX	XXX	XXX				XXX
3. 2023.....	XXX	XXX	XXX	XXX	XXX	XXX	XXX	XXX	XXX		XXX	XXX
4. Totals												

ANNUAL STATEMENT FOR THE YEAR 2023 OF THE FARMERS GROUP PROPERTY AND CASUALTY INSURANCE COMPANY

SCHEDULE P - PART 3A - HOMEOWNERS/FARMOWNERS

Years in Which Losses Were Incurred	CUMULATIVE PAID NET LOSSES AND DEFENSE AND COST CONTAINMENT EXPENSES REPORTED AT YEAR END (\$000 OMITTED)										11 Number of Claims Closed With Loss Payment	12 Number of Claims Closed Without Loss Payment
	1	2	3	4	5	6	7	8	9	10		
	2014	2015	2016	2017	2018	2019	2020	2021	2022	2023		
1. Prior.....	000.....	16.....	168.....	168.....	168.....	168.....	168.....	168.....	168.....	168.....	150.....	
2. 2014.....											10,907.....	3,988.....
3. 2015.....	XXX.....										15,219.....	5,984.....
4. 2016.....	XXX.....	XXX.....									8,529.....	3,294.....
5. 2017.....	XXX.....	XXX.....	XXX.....								9,776.....	3,797.....
6. 2018.....	XXX.....	XXX.....	XXX.....	XXX.....							10,201.....	4,182.....
7. 2019.....	XXX.....	XXX.....	XXX.....	XXX.....	XXX.....						8,299.....	3,552.....
8. 2020.....	XXX.....	XXX.....	XXX.....	XXX.....	XXX.....	XXX.....					11,028.....	4,156.....
9. 2021.....	XXX.....	XXX.....	XXX.....	XXX.....	XXX.....	XXX.....	XXX.....				7,651.....	3,474.....
10. 2022.....	XXX.....	XXX.....	XXX.....	XXX.....	XXX.....	XXX.....	XXX.....	XXX.....			5,073.....	2,027.....
11. 2023.....	XXX.....	XXX.....	XXX.....	XXX.....	XXX.....	XXX.....	XXX.....	XXX.....	XXX.....		1,250.....	384.....

SCHEDULE P - PART 3B - PRIVATE PASSENGER AUTO LIABILITY/MEDICAL

1. Prior.....	000.....	117.....	1,325.....	1,325.....	1,325.....	1,325.....	1,325.....	1,325.....	1,325.....	1,325.....	3,274.....	
2. 2014.....											31,532.....	12,581.....
3. 2015.....	XXX.....										43,836.....	18,395.....
4. 2016.....	XXX.....	XXX.....									35,198.....	13,767.....
5. 2017.....	XXX.....	XXX.....	XXX.....								32,545.....	11,546.....
6. 2018.....	XXX.....	XXX.....	XXX.....	XXX.....							31,311.....	10,781.....
7. 2019.....	XXX.....	XXX.....	XXX.....	XXX.....	XXX.....						30,721.....	11,762.....
8. 2020.....	XXX.....	XXX.....	XXX.....	XXX.....	XXX.....	XXX.....					20,306.....	8,767.....
9. 2021.....	XXX.....	XXX.....	XXX.....	XXX.....	XXX.....	XXX.....	XXX.....				18,180.....	8,174.....
10. 2022.....	XXX.....	XXX.....	XXX.....	XXX.....	XXX.....	XXX.....	XXX.....	XXX.....			11,137.....	5,552.....
11. 2023.....	XXX.....	XXX.....	XXX.....	XXX.....	XXX.....	XXX.....	XXX.....	XXX.....	XXX.....		5,550.....	1,798.....

SCHEDULE P - PART 3C - COMMERCIAL AUTO/TRUCK LIABILITY/MEDICAL

1. Prior.....	000.....											
2. 2014.....												
3. 2015.....	XXX.....											
4. 2016.....	XXX.....	XXX.....										
5. 2017.....	XXX.....	XXX.....	XXX.....									
6. 2018.....	XXX.....	XXX.....	XXX.....	XXX.....								
7. 2019.....	XXX.....	XXX.....	XXX.....	XXX.....	XXX.....							
8. 2020.....	XXX.....	XXX.....	XXX.....	XXX.....	XXX.....	XXX.....						
9. 2021.....	XXX.....	XXX.....	XXX.....	XXX.....	XXX.....	XXX.....	XXX.....					
10. 2022.....	XXX.....	XXX.....	XXX.....	XXX.....	XXX.....	XXX.....	XXX.....	XXX.....				
11. 2023.....	XXX.....	XXX.....	XXX.....	XXX.....	XXX.....	XXX.....	XXX.....	XXX.....	XXX.....			

NONE

SCHEDULE P - PART 3D - WORKERS' COMPENSATION (EXCLUDING EXCESS WORKERS' COMPENSATION)

1. Prior.....	000.....	353.....	3,462.....	3,462.....	3,462.....	3,462.....	3,462.....	3,462.....	3,462.....	3,462.....	3.....	
2. 2014.....												
3. 2015.....	XXX.....											
4. 2016.....	XXX.....	XXX.....										
5. 2017.....	XXX.....	XXX.....	XXX.....									
6. 2018.....	XXX.....	XXX.....	XXX.....	XXX.....								
7. 2019.....	XXX.....	XXX.....	XXX.....	XXX.....	XXX.....							
8. 2020.....	XXX.....	XXX.....	XXX.....	XXX.....	XXX.....	XXX.....						
9. 2021.....	XXX.....	XXX.....	XXX.....	XXX.....	XXX.....	XXX.....	XXX.....					
10. 2022.....	XXX.....	XXX.....	XXX.....	XXX.....	XXX.....	XXX.....	XXX.....	XXX.....				
11. 2023.....	XXX.....	XXX.....	XXX.....	XXX.....	XXX.....	XXX.....	XXX.....	XXX.....	XXX.....			

SCHEDULE P - PART 3E - COMMERCIAL MULTIPLE PERIL

1. Prior.....	000.....	183.....	1,532.....	1,532.....	1,532.....	1,532.....	1,532.....	1,532.....	1,532.....	1,532.....	1.....	
2. 2014.....												
3. 2015.....	XXX.....											
4. 2016.....	XXX.....	XXX.....										
5. 2017.....	XXX.....	XXX.....	XXX.....									
6. 2018.....	XXX.....	XXX.....	XXX.....	XXX.....								
7. 2019.....	XXX.....	XXX.....	XXX.....	XXX.....	XXX.....							
8. 2020.....	XXX.....	XXX.....	XXX.....	XXX.....	XXX.....	XXX.....						
9. 2021.....	XXX.....	XXX.....	XXX.....	XXX.....	XXX.....	XXX.....	XXX.....					
10. 2022.....	XXX.....	XXX.....	XXX.....	XXX.....	XXX.....	XXX.....	XXX.....	XXX.....				
11. 2023.....	XXX.....	XXX.....	XXX.....	XXX.....	XXX.....	XXX.....	XXX.....	XXX.....	XXX.....			

ANNUAL STATEMENT FOR THE YEAR 2023 OF THE FARMERS GROUP PROPERTY AND CASUALTY INSURANCE COMPANY

SCHEDULE P - PART 3F - SECTION 1 - MEDICAL PROFESSIONAL LIABILITY - OCCURRENCE

Years in Which Losses Were Incurred	CUMULATIVE PAID NET LOSSES AND DEFENSE AND COST CONTAINMENT EXPENSES REPORTED AT YEAR END (\$000 OMITTED)										11 Number of Claims Closed With Loss Payment	12 Number of Claims Closed Without Loss Payment	
	1	2	3	4	5	6	7	8	9	10			
	2014	2015	2016	2017	2018	2019	2020	2021	2022	2023			
1. Prior.....	000.....												
2. 2014.....													
3. 2015.....	XXX.....												
4. 2016.....	XXX.....	XXX.....											
5. 2017.....	XXX.....	XXX.....	XXX.....										
6. 2018.....	XXX.....	XXX.....	XXX.....	XXX.....									
7. 2019.....	XXX.....	XXX.....	XXX.....	XXX.....	XXX.....								
8. 2020.....	XXX.....	XXX.....	XXX.....	XXX.....	XXX.....	XXX.....							
9. 2021.....	XXX.....	XXX.....	XXX.....	XXX.....	XXX.....	XXX.....	XXX.....						
10. 2022.....	XXX.....	XXX.....	XXX.....	XXX.....	XXX.....	XXX.....	XXX.....	XXX.....					
11. 2023.....	XXX.....	XXX.....	XXX.....	XXX.....	XXX.....	XXX.....	XXX.....	XXX.....	XXX.....				

NONE

SCHEDULE P - PART 3F - SECTION 2 - MEDICAL PROFESSIONAL LIABILITY - CLAIMS-MADE

1. Prior.....	000.....												
2. 2014.....													
3. 2015.....	XXX.....												
4. 2016.....	XXX.....	XXX.....											
5. 2017.....	XXX.....	XXX.....	XXX.....										
6. 2018.....	XXX.....	XXX.....	XXX.....	XXX.....									
7. 2019.....	XXX.....	XXX.....	XXX.....	XXX.....	XXX.....								
8. 2020.....	XXX.....	XXX.....	XXX.....	XXX.....	XXX.....	XXX.....							
9. 2021.....	XXX.....	XXX.....	XXX.....	XXX.....	XXX.....	XXX.....	XXX.....						
10. 2022.....	XXX.....	XXX.....	XXX.....	XXX.....	XXX.....	XXX.....	XXX.....	XXX.....					
11. 2023.....	XXX.....	XXX.....	XXX.....	XXX.....	XXX.....	XXX.....	XXX.....	XXX.....	XXX.....				

NONE

SCHEDULE P - PART 3G - SPECIAL LIABILITY (OCEAN MARINE, AIRCRAFT (ALL PERILS), BOILER AND MACHINERY)

1. Prior.....	000.....	51.....	414.....	414.....	414.....	414.....	414.....	414.....	414.....	414.....	XXX.....	XXX.....
2. 2014.....											XXX.....	XXX.....
3. 2015.....	XXX.....										XXX.....	XXX.....
4. 2016.....	XXX.....	XXX.....									XXX.....	XXX.....
5. 2017.....	XXX.....	XXX.....	XXX.....								XXX.....	XXX.....
6. 2018.....	XXX.....	XXX.....	XXX.....	XXX.....							XXX.....	XXX.....
7. 2019.....	XXX.....	XXX.....	XXX.....	XXX.....	XXX.....						XXX.....	XXX.....
8. 2020.....	XXX.....	XXX.....	XXX.....	XXX.....	XXX.....	XXX.....					XXX.....	XXX.....
9. 2021.....	XXX.....	XXX.....	XXX.....	XXX.....	XXX.....	XXX.....	XXX.....				XXX.....	XXX.....
10. 2022.....	XXX.....	XXX.....	XXX.....	XXX.....	XXX.....	XXX.....	XXX.....	XXX.....			XXX.....	XXX.....
11. 2023.....	XXX.....	XXX.....	XXX.....	XXX.....	XXX.....	XXX.....	XXX.....	XXX.....	XXX.....		XXX.....	XXX.....

SCHEDULE P - PART 3H - SECTION 1 - OTHER LIABILITY - OCCURRENCE

1. Prior.....	000.....	9,464.....	49,714.....	49,714.....	49,714.....	49,714.....	49,714.....	49,714.....	49,714.....	49,714.....	49,714.....	21.....	
2. 2014.....												2.....	2.....
3. 2015.....	XXX.....											7.....	7.....
4. 2016.....	XXX.....	XXX.....										6.....	3.....
5. 2017.....	XXX.....	XXX.....	XXX.....									3.....	2.....
6. 2018.....	XXX.....	XXX.....	XXX.....	XXX.....								8.....	1.....
7. 2019.....	XXX.....	XXX.....	XXX.....	XXX.....	XXX.....							2.....	1.....
8. 2020.....	XXX.....	XXX.....	XXX.....	XXX.....	XXX.....	XXX.....						1.....	1.....
9. 2021.....	XXX.....	XXX.....	XXX.....	XXX.....	XXX.....	XXX.....	XXX.....					1.....	
10. 2022.....	XXX.....	XXX.....	XXX.....	XXX.....	XXX.....	XXX.....	XXX.....	XXX.....				2.....	
11. 2023.....	XXX.....	XXX.....	XXX.....	XXX.....	XXX.....	XXX.....	XXX.....	XXX.....	XXX.....	XXX.....		3.....	1.....

SCHEDULE P - PART 3H - SECTION 2 - OTHER LIABILITY - CLAIMS-MADE

1. Prior.....	000.....												
2. 2014.....													
3. 2015.....	XXX.....												
4. 2016.....	XXX.....	XXX.....											
5. 2017.....	XXX.....	XXX.....	XXX.....										
6. 2018.....	XXX.....	XXX.....	XXX.....	XXX.....									
7. 2019.....	XXX.....	XXX.....	XXX.....	XXX.....	XXX.....								
8. 2020.....	XXX.....	XXX.....	XXX.....	XXX.....	XXX.....	XXX.....							
9. 2021.....	XXX.....	XXX.....	XXX.....	XXX.....	XXX.....	XXX.....	XXX.....						
10. 2022.....	XXX.....	XXX.....	XXX.....	XXX.....	XXX.....	XXX.....	XXX.....	XXX.....					
11. 2023.....	XXX.....	XXX.....	XXX.....	XXX.....	XXX.....	XXX.....	XXX.....	XXX.....	XXX.....	XXX.....			

NONE

SCHEDULE P - PART 3I - SPECIAL PROPERTY (FIRE, ALLIED LINES, INLAND MARINE, EARTHQUAKE, BURGLARY, AND THEFT)

Years in Which Losses Were Incurred	CUMULATIVE PAID NET LOSSES AND DEFENSE AND COST CONTAINMENT EXPENSES REPORTED AT YEAR END (\$000 OMITTED)										11 Number of Claims Closed With Loss Payment	12 Number of Claims Closed Without Loss Payment	
	1 2014	2 2015	3 2016	4 2017	5 2018	6 2019	7 2020	8 2021	9 2022	10 2023			
1. Prior.....	XXX	XXX	XXX	XXX	XXX	XXX	XXX	XXX	XXX	XXX	XXX	XXX	XXX
2. 2022.....	XXX	XXX	XXX	XXX	XXX	XXX	XXX	XXX	XXX	XXX	XXX	XXX	XXX
3. 2023.....	XXX	XXX	XXX	XXX	XXX	XXX	XXX	XXX	XXX	XXX	XXX	XXX	XXX

SCHEDULE P - PART 3J - AUTO PHYSICAL DAMAGE

1. Prior.....	XXX	XXX	XXX	XXX	XXX	XXX	XXX	000				
2. 2022.....	XXX	XXX	XXX	XXX	XXX	XXX	XXX	XXX			66,328	9,406
3. 2023.....	XXX	XXX	XXX	XXX	XXX	XXX	XXX	XXX	XXX	XXX	6,519	2,017

SCHEDULE P - PART 3K - FIDELITY/SURETY

1. Prior.....	XXX	XXX	XXX	XXX	XXX	XXX	XXX	XXX	XXX	XXX	XXX	XXX
2. 2022.....	XXX	XXX	XXX	XXX	XXX	XXX	XXX	XXX	XXX	XXX	XXX	XXX
3. 2023.....	XXX	XXX	XXX	XXX	XXX	XXX	XXX	XXX	XXX	XXX	XXX	XXX

SCHEDULE P - PART 3L - OTHER (INCLUDING CREDIT, ACCIDENT AND HEALTH)

1. Prior.....	XXX	XXX	XXX	XXX	XXX	XXX	XXX	000			XXX	XXX
2. 2022.....	XXX	XXX	XXX	XXX	XXX	XXX	XXX	XXX			XXX	XXX
3. 2023.....	XXX	XXX	XXX	XXX	XXX	XXX	XXX	XXX	XXX	XXX	XXX	XXX

SCHEDULE P - PART 3M - INTERNATIONAL

1. Prior.....	000										XXX	XXX
2. 2014.....											XXX	XXX
3. 2015.....	XXX										XXX	XXX
4. 2016.....	XXX	XXX									XXX	XXX
5. 2017.....	XXX	XXX	XXX								XXX	XXX
6. 2018.....	XXX	XXX	XXX	XXX							XXX	XXX
7. 2019.....	XXX	XXX	XXX	XXX	XXX						XXX	XXX
8. 2020.....	XXX	XXX	XXX	XXX	XXX	XXX					XXX	XXX
9. 2021.....	XXX	XXX	XXX	XXX	XXX	XXX	XXX				XXX	XXX
10. 2022.....	XXX	XXX	XXX	XXX	XXX	XXX	XXX	XXX			XXX	XXX
11. 2023.....	XXX	XXX	XXX	XXX	XXX	XXX	XXX	XXX	XXX	XXX	XXX	XXX

ANNUAL STATEMENT FOR THE YEAR 2023 OF THE FARMERS GROUP PROPERTY AND CASUALTY INSURANCE COMPANY

**SCHEDULE P - PART 3N - REINSURANCE
NONPROPORTIONAL ASSUMED PROPERTY**

Years in Which Losses Were Incurred	CUMULATIVE PAID NET LOSSES AND DEFENSE AND COST CONTAINMENT EXPENSES REPORTED AT YEAR END (\$000 OMITTED)										11 Number of Claims Closed With Loss Payment	12 Number of Claims Closed Without Loss Payment
	1	2	3	4	5	6	7	8	9	10		
	2014	2015	2016	2017	2018	2019	2020	2021	2022	2023		
1. Prior.....	000.....		16.....	16.....	16.....	16.....	16.....	16.....	16.....	16.....	XXX.....	XXX.....
2. 2014.....											XXX.....	XXX.....
3. 2015.....	XXX.....										XXX.....	XXX.....
4. 2016.....	XXX.....	XXX.....									XXX.....	XXX.....
5. 2017.....	XXX.....	XXX.....	XXX.....								XXX.....	XXX.....
6. 2018.....	XXX.....	XXX.....	XXX.....	XXX.....							XXX.....	XXX.....
7. 2019.....	XXX.....	XXX.....	XXX.....	XXX.....	XXX.....						XXX.....	XXX.....
8. 2020.....	XXX.....	XXX.....	XXX.....	XXX.....	XXX.....	XXX.....					XXX.....	XXX.....
9. 2021.....	XXX.....	XXX.....	XXX.....	XXX.....	XXX.....	XXX.....	XXX.....				XXX.....	XXX.....
10. 2022.....	XXX.....	XXX.....	XXX.....	XXX.....	XXX.....	XXX.....	XXX.....	XXX.....			XXX.....	XXX.....
11. 2023.....	XXX.....	XXX.....	XXX.....	XXX.....	XXX.....	XXX.....	XXX.....	XXX.....	XXX.....		XXX.....	XXX.....

**SCHEDULE P - PART 3O - REINSURANCE
NONPROPORTIONAL ASSUMED LIABILITY**

1. Prior.....	000.....	13.....	907.....	907.....	907.....	907.....	907.....	907.....	907.....	907.....	XXX.....	XXX.....
2. 2014.....											XXX.....	XXX.....
3. 2015.....	XXX.....										XXX.....	XXX.....
4. 2016.....	XXX.....	XXX.....									XXX.....	XXX.....
5. 2017.....	XXX.....	XXX.....	XXX.....								XXX.....	XXX.....
6. 2018.....	XXX.....	XXX.....	XXX.....	XXX.....							XXX.....	XXX.....
7. 2019.....	XXX.....	XXX.....	XXX.....	XXX.....	XXX.....						XXX.....	XXX.....
8. 2020.....	XXX.....	XXX.....	XXX.....	XXX.....	XXX.....	XXX.....					XXX.....	XXX.....
9. 2021.....	XXX.....	XXX.....	XXX.....	XXX.....	XXX.....	XXX.....	XXX.....				XXX.....	XXX.....
10. 2022.....	XXX.....	XXX.....	XXX.....	XXX.....	XXX.....	XXX.....	XXX.....	XXX.....			XXX.....	XXX.....
11. 2023.....	XXX.....	XXX.....	XXX.....	XXX.....	XXX.....	XXX.....	XXX.....	XXX.....	XXX.....		XXX.....	XXX.....

**SCHEDULE P - PART 3P - REINSURANCE
NONPROPORTIONAL ASSUMED FINANCIAL LINES**

1. Prior.....	000.....										XXX.....	XXX.....
2. 2014.....											XXX.....	XXX.....
3. 2015.....	XXX.....										XXX.....	XXX.....
4. 2016.....	XXX.....	XXX.....									XXX.....	XXX.....
5. 2017.....	XXX.....	XXX.....	XXX.....								XXX.....	XXX.....
6. 2018.....	XXX.....	XXX.....	XXX.....	XXX.....							XXX.....	XXX.....
7. 2019.....	XXX.....	XXX.....	XXX.....	XXX.....	XXX.....						XXX.....	XXX.....
8. 2020.....	XXX.....	XXX.....	XXX.....	XXX.....	XXX.....	XXX.....					XXX.....	XXX.....
9. 2021.....	XXX.....	XXX.....	XXX.....	XXX.....	XXX.....	XXX.....	XXX.....				XXX.....	XXX.....
10. 2022.....	XXX.....	XXX.....	XXX.....	XXX.....	XXX.....	XXX.....	XXX.....	XXX.....			XXX.....	XXX.....
11. 2023.....	XXX.....	XXX.....	XXX.....	XXX.....	XXX.....	XXX.....	XXX.....	XXX.....	XXX.....		XXX.....	XXX.....

NONE

Schedule P - Part 3R - Section 1 - Product Liability - Occurrence

NONE

Schedule P - Part 3R - Section 2 - Product Liability - Claims-Made

NONE

Schedule P - Part 3S - Financial Guaranty/Mortgage Guaranty

NONE

Schedule P - Part 3T - Warranty

NONE

Schedule P - Part 4A - Homeowners/Farmowners

NONE

Schedule P - Part 4B - Private Passenger Auto Liability/Medical

NONE

Schedule P - Part 4C - Commercial Auto/Truck Liability/Medical

NONE

Schedule P - Part 4D - Workers' Compensation (Excluding Excess Workers' Compensation)

NONE

Schedule P - Part 4E - Commercial Multiple Peril

NONE

ANNUAL STATEMENT FOR THE YEAR 2023 OF THE FARMERS GROUP PROPERTY AND CASUALTY INSURANCE COMPANY

SCHEDULE P - PART 4F - SECTION 1 - MEDICAL PROFESSIONAL LIABILITY - OCCURRENCE

Years in Which Losses Were Incurred	BULK AND IBNR RESERVES ON NET LOSSES AND DEFENSE AND COST CONTAINMENT EXPENSES REPORTED AT YEAR END (\$000 OMITTED)									
	1	2	3	4	5	6	7	8	9	10
	2014	2015	2016	2017	2018	2019	2020	2021	2022	2023
1. Prior.....										
2. 2014.....										
3. 2015.....	XXX									
4. 2016.....	XXX	XXX								
5. 2017.....	XXX	XXX	XX							
6. 2018.....	XXX	XXX	XX	XX						
7. 2019.....	XXX	XXX	XX	XXX	XXX					
8. 2020.....	XXX	XXX	XXX	XXX	XXX	XXX				
9. 2021.....	XXX	XXX	XXX	XXX	XXX	XXX	XXX			
10. 2022.....	XXX	XXX	XXX	XXX	XXX	XXX	XXX	XXX		
11. 2023.....	XXX	XXX	XXX	XXX	XXX	XXX	XXX	XXX	XXX	

NONE

SCHEDULE P - PART 4F - SECTION 2 - MEDICAL PROFESSIONAL LIABILITY - CLAIMS-MADE

1. Prior.....										
2. 2014.....										
3. 2015.....	XXX									
4. 2016.....	XXX	XXX								
5. 2017.....	XXX	XXX	XXX							
6. 2018.....	XXX	XXX	XX	XX						
7. 2019.....	XXX	XXX	XX	XX	XX					
8. 2020.....	XXX	XXX	XX	XX	XX	XX				
9. 2021.....	XXX	XXX	XX	XXX	XXX	XXX	XXX			
10. 2022.....	XXX	XXX	XXX	XXX	XXX	XXX	XXX	XXX		
11. 2023.....	XXX	XXX	XXX	XXX	XXX	XXX	XXX	XXX	XXX	

NONE

SCHEDULE P - PART 4G - SPECIAL LIABILITY (OCEAN MARINE, AIRCRAFT (ALL PERILS), BOILER AND MACHINERY)

1. Prior.....										
2. 2014.....										
3. 2015.....	XXX									
4. 2016.....	XXX	XXX								
5. 2017.....	XXX	XXX	XXX							
6. 2018.....	XXX	XXX	XX	XX						
7. 2019.....	XXX	XXX	XX	XX	XX					
8. 2020.....	XXX	XXX	XX	XX	XX	XX				
9. 2021.....	XXX	XXX	XX	XXX	XXX	XXX	XXX			
10. 2022.....	XXX	XXX	XXX	XXX	XXX	XXX	XXX	XXX		
11. 2023.....	XXX	XXX	XXX	XXX	XXX	XXX	XXX	XXX	XXX	

NONE

SCHEDULE P - PART 4H - SECTION 1 - OTHER LIABILITY - OCCURRENCE

1. Prior.....	12,716	2,085								
2. 2014.....										
3. 2015.....	XXX									
4. 2016.....	XXX	XXX								
5. 2017.....	XXX	XXX	XXX							
6. 2018.....	XXX	XXX	XXX	XXX						
7. 2019.....	XXX	XXX	XXX	XXX	XXX					
8. 2020.....	XXX	XXX	XXX	XXX	XXX	XXX				
9. 2021.....	XXX	XXX	XXX	XXX	XXX	XXX	XXX			
10. 2022.....	XXX	XXX	XXX	XXX	XXX	XXX	XXX	XXX		
11. 2023.....	XXX	XXX	XXX	XXX	XXX	XXX	XXX	XXX	XXX	

SCHEDULE P - PART 4H - SECTION 2 - OTHER LIABILITY - CLAIMS-MADE

1. Prior.....										
2. 2014.....										
3. 2015.....	XXX									
4. 2016.....	XXX	XXX								
5. 2017.....	XXX	XXX	XXX							
6. 2018.....	XXX	XXX	XX	XX						
7. 2019.....	XXX	XXX	XX	XX	XX					
8. 2020.....	XXX	XXX	XX	XX	XX	XX				
9. 2021.....	XXX	XXX	XX	XXX	XXX	XXX	XXX			
10. 2022.....	XXX	XXX	XXX	XXX	XXX	XXX	XXX	XXX		
11. 2023.....	XXX	XXX	XXX	XXX	XXX	XXX	XXX	XXX	XXX	

NONE

SCHEDULE P - PART 4I - SPECIAL PROPERTY (FIRE, ALLIED LINES, INLAND MARINE, EARTHQUAKE, BURGLARY, AND THEFT)

Years in Which Losses Were Incurred	BULK AND IBNR RESERVES ON NET LOSSES AND DEFENSE AND COST CONTAINMENT EXPENSES REPORTED AT YEAR END (\$000 OMITTED)									
	1	2	3	4	5	6	7	8	9	10
	2014	2015	2016	2017	2018	2019	2020	2021	2022	2023
1. Prior	XXX	XXX	XXX	XXX	XXX	XXX	XXX			
2. 2022	XXX	XXX	XXX	XXX	XXX	XXX	XXX	XXX		
3. 2023	XXX	XXX	XXX	XXX	XXX	XXX	XXX	XXX	XXX	

SCHEDULE P - PART 4J - AUTO PHYSICAL DAMAGE

1. Prior	XXX	XXX	XXX	XXX	XXX	XXX	XXX			
2. 2022	XXX	XXX	XXX	XXX	XXX	XXX	XXX	XXX		
3. 2023	XXX	XXX	XXX	XXX	XXX	XXX	XXX	XXX	XXX	

SCHEDULE P - PART 4K - FIDELITY/SURETY

1. Prior	XXX	XXX	XXX	XXX	XXX	XXX	XXX			
2. 2022	XXX	XXX	XXX	XXX	XXX	XXX	XXX	XXX		
3. 2023	XXX	XXX	XXX	XXX	XXX	XXX	XXX	XXX	XXX	

SCHEDULE P - PART 4L - OTHER (INCLUDING CREDIT, ACCIDENT AND HEALTH)

1. Prior	XXX	XXX	XXX	XXX	XXX	XXX	XXX			
2. 2022	XXX	XXX	XXX	XXX	XXX	XXX	XXX	XXX		
3. 2023	XXX	XXX	XXX	XXX	XXX	XXX	XXX	XXX	XXX	

SCHEDULE P - PART 4M - INTERNATIONAL

1. Prior										
2. 2014										
3. 2015	XXX									
4. 2016	XXX	XXX								
5. 2017	XXX	XXX	XXX							
6. 2018	XXX	XXX	XXX	XXX						
7. 2019	XXX	XXX	XXX	XXX	XXX					
8. 2020	XXX	XXX	XXX	XXX	XXX	XXX				
9. 2021	XXX	XXX	XXX	XXX	XXX	XXX	XXX			
10. 2022	XXX	XXX	XXX	XXX	XXX	XXX	XXX	XXX		
11. 2023	XXX	XXX	XXX	XXX	XXX	XXX	XXX	XXX	XXX	

ANNUAL STATEMENT FOR THE YEAR 2023 OF THE FARMERS GROUP PROPERTY AND CASUALTY INSURANCE COMPANY

**SCHEDULE P - PART 4N - REINSURANCE
NONPROPORTIONAL ASSUMED PROPERTY**

Years in Which Losses Were Incurred	BULK AND IBNR RESERVES ON NET LOSSES AND DEFENSE AND COST CONTAINMENT EXPENSES REPORTED AT YEAR END (\$000 OMITTED)									
	1	2	3	4	5	6	7	8	9	10
	2014	2015	2016	2017	2018	2019	2020	2021	2022	2023
1. Prior.....										
2. 2014.....										
3. 2015.....	XXX									
4. 2016.....	XXX	XXX								
5. 2017.....	XXX	XXX	XX							
6. 2018.....	XXX	XXX	XX	XX						
7. 2019.....	XXX	XXX	XX	XXX	XXX					
8. 2020.....	XXX	XXX	XXX	XXX	XXX	XXX				
9. 2021.....	XXX	XXX	XXX	XXX	XXX	XXX	XXX			
10. 2022.....	XXX	XXX	XXX	XXX	XXX	XXX	XXX	XXX		
11. 2023.....	XXX	XXX	XXX	XXX	XXX	XXX	XXX	XXX	XXX	

NONE

**SCHEDULE P - PART 4O - REINSURANCE
NONPROPORTIONAL ASSUMED LIABILITY**

1. Prior.....	281	39								
2. 2014.....										
3. 2015.....	XXX									
4. 2016.....	XXX	XXX								
5. 2017.....	XXX	XXX	XXX							
6. 2018.....	XXX	XXX	XXX	XXX						
7. 2019.....	XXX	XXX	XXX	XXX	XXX					
8. 2020.....	XXX	XXX	XXX	XXX	XXX	XXX				
9. 2021.....	XXX	XXX	XXX	XXX	XXX	XXX	XXX			
10. 2022.....	XXX	XXX	XXX	XXX	XXX	XXX	XXX	XXX		
11. 2023.....	XXX	XXX	XXX	XXX	XXX	XXX	XXX	XXX	XXX	

**SCHEDULE P - PART 4P - REINSURANCE
NONPROPORTIONAL ASSUMED FINANCIAL LINES**

1. Prior.....										
2. 2014.....										
3. 2015.....	XXX									
4. 2016.....	XXX	XXX								
5. 2017.....	XXX	XXX	XXX							
6. 2018.....	XXX	XXX	XX	XX						
7. 2019.....	XXX	XXX	XX	XX	XX					
8. 2020.....	XXX	XXX	XX	XX	XX	XX				
9. 2021.....	XXX	XXX	XXX	XXX	XXX	XXX	XXX			
10. 2022.....	XXX	XXX	XXX	XXX	XXX	XXX	XXX	XXX		
11. 2023.....	XXX	XXX	XXX	XXX	XXX	XXX	XXX	XXX	XXX	

NONE

ANNUAL STATEMENT FOR THE YEAR 2023 OF THE FARMERS GROUP PROPERTY AND CASUALTY INSURANCE COMPANY

SCHEDULE P - PART 4R - SECTION 1 - PRODUCTS LIABILITY - OCCURRENCE

Years in Which Losses Were Incurred	BULK AND IBNR RESERVES ON NET LOSSES AND DEFENSE AND COST CONTAINMENT EXPENSES REPORTED AT YEAR END (\$000 OMITTED)									
	1	2	3	4	5	6	7	8	9	10
	2014	2015	2016	2017	2018	2019	2020	2021	2022	2023
1. Prior.....										
2. 2014.....										
3. 2015.....	XXX									
4. 2016.....	XXX	XXX								
5. 2017.....	XXX	XXX	XX							
6. 2018.....	XXX	XXX	XX	XXX						
7. 2019.....	XXX	XXX	XXX	XXX	XXX					
8. 2020.....	XXX	XXX	XXX	XXX	XXX	XXX				
9. 2021.....	XXX	XXX	XXX	XXX	XXX	XXX	XXX			
10. 2022.....	XXX	XXX	XXX	XXX	XXX	XXX	XXX	XXX		
11. 2023	XXX	XXX	XXX	XXX	XXX	XXX	XXX	XXX	XXX	

NONE

SCHEDULE P - PART 4R - SECTION 2 - PRODUCTS LIABILITY - CLAIMS-MADE

1. Prior.....										
2. 2014.....										
3. 2015.....	XXX									
4. 2016.....	XXX	XXX								
5. 2017.....	XXX	XXX	XXX							
6. 2018.....	XXX	XXX	XX	XXX						
7. 2019.....	XXX	XXX	XX	XXX	XX					
8. 2020.....	XXX	XXX	XX	XXX	XXX	XX				
9. 2021.....	XXX	XXX	XXX	XXX	XXX	XXX	XXX			
10. 2022.....	XXX	XXX	XXX	XXX	XXX	XXX	XXX	XXX		
11. 2023	XXX	XXX	XXX	XXX	XXX	XXX	XXX	XXX	XXX	

NONE

SCHEDULE P - PART 4S - FINANCIAL GUARANTY/MORTGAGE GUARANTY

1. Prior.....	XXX	XXX	XX	XXX	XXX	XX	XX			
2. 2022.....	XXX	XXX	XX	XXX	XX	XX	XXX	XXX		
3. 2023	XXX	XXX	XX	XXX	XX	XX	XXX	XXX	XXX	

NONE

SCHEDULE P - PART 4T - WARRANTY

1. Prior.....	XXX	XXX	XX	XXX	XXX	XX	XX			
2. 2022.....	XXX	XXX	XX	XXX	XX	XX	XXX	XXX		
3. 2023	XXX	XXX	XX	XXX	XX	XX	XXX	XXX	XXX	

NONE

ANNUAL STATEMENT FOR THE YEAR 2023 OF THE FARMERS GROUP PROPERTY AND CASUALTY INSURANCE COMPANY

**SCHEDULE P - PART 5A - HOMEOWNERS/FARMOWNERS
SECTION 1**

Years in Which Premiums Were Earned and Losses Were Incurred	CUMULATIVE NUMBER OF CLAIMS CLOSED WITH LOSS PAYMENT DIRECT AND ASSUMED AT YEAR END									
	1	2	3	4	5	6	7	8	9	10
	2014	2015	2016	2017	2018	2019	2020	2021	2022	2023
1. Prior.....	1,061	100	24	10	7	6	1	(1)		3
2. 2014.....	9,851	10,815	10,866	10,890	10,896	10,902	10,905	10,906	10,907	10,907
3. 2015.....	XXX	9,116	10,195	10,269	10,281	10,285	10,288	10,288	10,288	15,219
4. 2016.....	XXX	XXX	7,636	8,476	8,511	8,519	8,529	8,528	8,529	8,529
5. 2017.....	XXX	XXX	XXX	8,752	9,686	9,728	9,756	9,768	9,774	9,776
6. 2018.....	XXX	XXX	XXX	XXX	9,215	10,097	10,167	10,192	10,199	10,201
7. 2019.....	XXX	XXX	XXX	XXX	XXX	7,112	8,220	8,281	8,296	8,299
8. 2020.....	XXX	XXX	XXX	XXX	XXX	XXX	9,638	10,929	11,017	11,028
9. 2021.....	XXX	XXX	XXX	XXX	XXX	XXX	XXX	6,627	7,619	7,651
10. 2022.....	XXX	XXX	XXX	XXX	XXX	XXX	XXX	XXX	4,986	5,073
11. 2023.....	XXX	XXX	XXX	XXX	XXX	XXX	XXX	XXX	XXX	1,250

SECTION 2

Years in Which Premiums Were Earned and Losses Were Incurred	NUMBER OF CLAIMS OUTSTANDING DIRECT AND ASSUMED AT YEAR END									
	1	2	3	4	5	6	7	8	9	10
	2014	2015	2016	2017	2018	2019	2020	2021	2022	2023
1. Prior.....	127	53	24	14	14	10	10	12	10	2
2. 2014.....	696	65	28	25	15	9	10	10	8	
3. 2015.....	XXX	633	66	25	15	8	6	5	4	880
4. 2016.....	XXX	XXX	560	45	19	14	9	10	7	
5. 2017.....	XXX	XXX	XXX	493	56	26	16	9	3	2
6. 2018.....	XXX	XXX	XXX	XXX	509	69	30	18	8	1
7. 2019.....	XXX	XXX	XXX	XXX	XXX	788	67	27	16	4
8. 2020.....	XXX	XXX	XXX	XXX	XXX	XXX	849	104	43	6
9. 2021.....	XXX	XXX	XXX	XXX	XXX	XXX	XXX	765	95	14
10. 2022.....	XXX	XXX	XXX	XXX	XXX	XXX	XXX	XXX	951	36
11. 2023.....	XXX	XXX	XXX	XXX	XXX	XXX	XXX	XXX	XXX	102

SECTION 3

Years in Which Premiums Were Earned and Losses Were Incurred	CUMULATIVE NUMBER OF CLAIMS REPORTED DIRECT AND ASSUMED AT YEAR END									
	1	2	3	4	5	6	7	8	9	10
	2014	2015	2016	2017	2018	2019	2020	2021	2022	2023
1. Prior.....	790	64	25	7	5	2	1	2		(2)
2. 2014.....	14,131	14,825	14,867	14,896	14,897	14,899	14,902	14,904	14,903	14,895
3. 2015.....	XXX	12,752	13,637	13,691	13,706	13,706	13,708	13,708	13,707	22,083
4. 2016.....	XXX	XXX	11,101	11,774	11,808	11,819	11,824	11,829	11,829	11,823
5. 2017.....	XXX	XXX	XXX	12,661	13,509	13,554	13,571	13,574	13,573	13,575
6. 2018.....	XXX	XXX	XXX	XXX	13,493	14,320	14,377	14,390	14,390	14,384
7. 2019.....	XXX	XXX	XXX	XXX	XXX	11,061	11,822	11,865	11,863	11,855
8. 2020.....	XXX	XXX	XXX	XXX	XXX	XXX	14,232	15,168	15,215	15,190
9. 2021.....	XXX	XXX	XXX	XXX	XXX	XXX	XXX	10,446	11,190	11,139
10. 2022.....	XXX	XXX	XXX	XXX	XXX	XXX	XXX	XXX	7,950	7,136
11. 2023.....	XXX	XXX	XXX	XXX	XXX	XXX	XXX	XXX	XXX	1,736

ANNUAL STATEMENT FOR THE YEAR 2023 OF THE FARMERS GROUP PROPERTY AND CASUALTY INSURANCE COMPANY

**SCHEDULE P - PART 5B - PRIVATE PASSENGER AUTO LIABILITY/MEDICAL
SECTION 1**

Years in Which Premiums Were Earned and Losses Were Incurred	CUMULATIVE NUMBER OF CLAIMS CLOSED WITH LOSS PAYMENT DIRECT AND ASSUMED AT YEAR END									
	1	2	3	4	5	6	7	8	9	10
	2014	2015	2016	2017	2018	2019	2020	2021	2022	2023
1. Prior.....	9,123	1,894	765	337	141	70	21	13	12	21
2. 2014.....	22,259	29,751	30,864	31,264	31,454	31,499	31,517	31,528	31,532	31,532
3. 2015.....	XXX	24,554	32,632	33,901	34,502	34,753	34,806	34,825	34,835	43,836
4. 2016.....	XXX	XXX	24,610	32,988	34,344	34,908	35,068	35,145	35,186	35,198
5. 2017.....	XXX	XXX	XXX	22,464	30,498	31,865	32,260	32,424	32,519	32,545
6. 2018.....	XXX	XXX	XXX	XXX	21,485	29,351	30,613	31,093	31,264	31,311
7. 2019.....	XXX	XXX	XXX	XXX	XXX	21,350	28,847	30,096	30,622	30,721
8. 2020.....	XXX	XXX	XXX	XXX	XXX	XXX	14,279	19,137	20,062	20,306
9. 2021.....	XXX	XXX	XXX	XXX	XXX	XXX	XXX	12,271	17,794	18,180
10. 2022.....	XXX	XXX	XXX	XXX	XXX	XXX	XXX	XXX	10,037	11,137
11. 2023	XXX	XXX	XXX	XXX	XXX	XXX	XXX	XXX	XXX	5,550

SECTION 2

Years in Which Premiums Were Earned and Losses Were Incurred	NUMBER OF CLAIMS OUTSTANDING DIRECT AND ASSUMED AT YEAR END									
	1	2	3	4	5	6	7	8	9	10
	2014	2015	2016	2017	2018	2019	2020	2021	2022	2023
1. Prior.....	3,573	1,792	1,018	655	501	422	163	147	125	84
2. 2014.....	9,006	1,708	732	341	141	90	49	33	22	
3. 2015.....	XXX	9,837	2,122	1,002	412	170	97	60	43	5,624
4. 2016.....	XXX	XXX	9,930	2,070	892	396	203	118	60	22
5. 2017.....	XXX	XXX	XXX	9,060	1,872	735	394	223	113	32
6. 2018.....	XXX	XXX	XXX	XXX	8,988	1,873	893	446	246	56
7. 2019.....	XXX	XXX	XXX	XXX	XXX	8,711	2,035	974	481	129
8. 2020.....	XXX	XXX	XXX	XXX	XXX	XXX	6,322	1,504	703	204
9. 2021.....	XXX	XXX	XXX	XXX	XXX	XXX	XXX	6,724	1,445	321
10. 2022.....	XXX	XXX	XXX	XXX	XXX	XXX	XXX	XXX	6,666	621
11. 2023	XXX	XXX	XXX	XXX	XXX	XXX	XXX	XXX	XXX	1,448

SECTION 3

Years in Which Premiums Were Earned and Losses Were Incurred	CUMULATIVE NUMBER OF CLAIMS REPORTED DIRECT AND ASSUMED AT YEAR END									
	1	2	3	4	5	6	7	8	9	10
	2014	2015	2016	2017	2018	2019	2020	2021	2022	2023
1. Prior.....	2,578	349	68	27	10	4	(22)	(8)	(9)	(15)
2. 2014.....	41,333	43,851	44,060	44,141	44,155	44,160	44,144	44,139	44,135	44,113
3. 2015.....	XXX	44,954	47,509	47,766	47,850	47,876	47,857	47,841	47,837	67,855
4. 2016.....	XXX	XXX	45,792	48,652	48,950	49,063	49,037	49,030	49,013	48,987
5. 2017.....	XXX	XXX	XXX	40,808	43,871	44,151	44,198	44,194	44,178	44,123
6. 2018.....	XXX	XXX	XXX	XXX	39,148	41,968	42,276	42,301	42,291	42,148
7. 2019.....	XXX	XXX	XXX	XXX	XXX	39,771	42,593	42,807	42,861	42,612
8. 2020.....	XXX	XXX	XXX	XXX	XXX	XXX	27,656	29,349	29,536	29,277
9. 2021.....	XXX	XXX	XXX	XXX	XXX	XXX	XXX	25,344	27,406	26,675
10. 2022.....	XXX	XXX	XXX	XXX	XXX	XXX	XXX	XXX	22,261	17,310
11. 2023	XXX	XXX	XXX	XXX	XXX	XXX	XXX	XXX	XXX	8,796

ANNUAL STATEMENT FOR THE YEAR 2023 OF THE FARMERS GROUP PROPERTY AND CASUALTY INSURANCE COMPANY

SCHEDULE P - PART 5C - COMMERCIAL AUTO/TRUCK LIABILITY/MEDICAL SECTION 1

Years in Which Premiums Were Earned and Losses Were Incurred	CUMULATIVE NUMBER OF CLAIMS CLOSED WITH LOSS PAYMENT DIRECT AND ASSUMED AT YEAR END									
	1	2	3	4	5	6	7	8	9	10
	2014	2015	2016	2017	2018	2019	2020	2021	2022	2023
1. Prior.....										
2. 2014.....										
3. 2015.....	XXX									
4. 2016.....	XXX	XXX								
5. 2017.....	XXX	XXX	XXX							
6. 2018.....	XXX	XXX	XXX	XXX						
7. 2019.....	XXX	XXX	XXX	XXX	XXX					
8. 2020.....	XXX	XXX	XXX	XXX	XXX	XXX				
9. 2021.....	XXX	XXX	XXX	XXX	XXX	XXX	XXX			
10. 2022.....	XXX	XXX	XXX	XXX	XXX	XXX	XXX	XXX		
11. 2023.....	XXX	XXX	XXX	XXX	XXX	XXX	XXX	XXX	XXX	

SECTION 2

Years in Which Premiums Were Earned and Losses Were Incurred	NUMBER OF CLAIMS OUTSTANDING DIRECT AND ASSUMED AT YEAR END									
	1	2	3	4	5	6	7	8	9	10
	2014	2015	2016	2017	2018	2019	2020	2021	2022	2023
1. Prior.....										
2. 2014.....										
3. 2015.....	XXX									
4. 2016.....	XXX	XXX								
5. 2017.....	XXX	XXX	XXX							
6. 2018.....	XXX	XXX	XXX	XXX						
7. 2019.....	XXX	XXX	XXX	XXX	XXX					
8. 2020.....	XXX	XXX	XXX	XXX	XXX	XXX				
9. 2021.....	XXX	XXX	XXX	XXX	XXX	XXX	XXX			
10. 2022.....	XXX	XXX	XXX	XXX	XXX	XXX	XXX	XXX		
11. 2023.....	XXX	XXX	XXX	XXX	XXX	XXX	XXX	XXX	XXX	

SECTION 3

Years in Which Premiums Were Earned and Losses Were Incurred	CUMULATIVE NUMBER OF CLAIMS REPORTED DIRECT AND ASSUMED AT YEAR END									
	1	2	3	4	5	6	7	8	9	10
	2014	2015	2016	2017	2018	2019	2020	2021	2022	2023
1. Prior.....										
2. 2014.....										
3. 2015.....	XXX									
4. 2016.....	XXX	XXX								
5. 2017.....	XXX	XXX	XXX							
6. 2018.....	XXX	XXX	XXX	XXX						
7. 2019.....	XXX	XXX	XXX	XXX	XXX					
8. 2020.....	XXX	XXX	XXX	XXX	XXX	XXX				
9. 2021.....	XXX	XXX	XXX	XXX	XXX	XXX	XXX			
10. 2022.....	XXX	XXX	XXX	XXX	XXX	XXX	XXX	XXX		
11. 2023.....	XXX	XXX	XXX	XXX	XXX	XXX	XXX	XXX	XXX	

ANNUAL STATEMENT FOR THE YEAR 2023 OF THE FARMERS GROUP PROPERTY AND CASUALTY INSURANCE COMPANY

**SCHEDULE P - PART 5D - WORKERS' COMPENSATION
(EXCLUDING EXCESS WORKERS' COMPENSATION)**

SECTION 1

Years in Which Premiums Were Earned and Losses Were Incurred	CUMULATIVE NUMBER OF CLAIMS CLOSED WITH LOSS PAYMENT DIRECT AND ASSUMED AT YEAR END									
	1	2	3	4	5	6	7	8	9	10
	2014	2015	2016	2017	2018	2019	2020	2021	2022	2023
1. Prior.....									2	1
2. 2014.....										
3. 2015.....	XXX									
4. 2016.....	XXX	XXX								
5. 2017.....	XXX	XXX	XXX							
6. 2018.....	XXX	XXX	XXX	XXX						
7. 2019.....	XXX	XXX	XXX	XXX	XXX					
8. 2020.....	XXX	XXX	XXX	XXX	XXX	XXX				
9. 2021.....	XXX	XXX	XXX	XXX	XXX	XXX	XXX			
10. 2022.....	XXX	XXX	XXX	XXX	XXX	XXX	XXX	XXX		
11. 2023	XXX	XXX	XXX	XXX	XXX	XXX	XXX	XXX	XXX	

SECTION 2

Years in Which Premiums Were Earned and Losses Were Incurred	NUMBER OF CLAIMS OUTSTANDING DIRECT AND ASSUMED AT YEAR END									
	1	2	3	4	5	6	7	8	9	10
	2014	2015	2016	2017	2018	2019	2020	2021	2022	2023
1. Prior.....	1								40	43
2. 2014.....										
3. 2015.....	XXX									1
4. 2016.....	XXX	XXX								
5. 2017.....	XXX	XXX	XXX							
6. 2018.....	XXX	XXX	XXX	XXX						
7. 2019.....	XXX	XXX	XXX	XXX	XXX					
8. 2020.....	XXX	XXX	XXX	XXX	XXX	XXX				
9. 2021.....	XXX	XXX	XXX	XXX	XXX	XXX	XXX			
10. 2022.....	XXX	XXX	XXX	XXX	XXX	XXX	XXX	XXX		
11. 2023	XXX	XXX	XXX	XXX	XXX	XXX	XXX	XXX	XXX	

SECTION 3

Years in Which Premiums Were Earned and Losses Were Incurred	CUMULATIVE NUMBER OF CLAIMS REPORTED DIRECT AND ASSUMED AT YEAR END									
	1	2	3	4	5	6	7	8	9	10
	2014	2015	2016	2017	2018	2019	2020	2021	2022	2023
1. Prior.....		(1)							46	3
2. 2014.....										
3. 2015.....	XXX									1
4. 2016.....	XXX	XXX								
5. 2017.....	XXX	XXX	XXX							
6. 2018.....	XXX	XXX	XXX	XXX						
7. 2019.....	XXX	XXX	XXX	XXX	XXX					
8. 2020.....	XXX	XXX	XXX	XXX	XXX	XXX				
9. 2021.....	XXX	XXX	XXX	XXX	XXX	XXX	XXX			
10. 2022.....	XXX	XXX	XXX	XXX	XXX	XXX	XXX	XXX		
11. 2023	XXX	XXX	XXX	XXX	XXX	XXX	XXX	XXX	XXX	

ANNUAL STATEMENT FOR THE YEAR 2023 OF THE FARMERS GROUP PROPERTY AND CASUALTY INSURANCE COMPANY

**SCHEDULE P - PART 5E - COMMERCIAL MULTIPLE PERIL
SECTION 1**

Years in Which Premiums Were Earned and Losses Were Incurred	CUMULATIVE NUMBER OF CLAIMS CLOSED WITH LOSS PAYMENT DIRECT AND ASSUMED AT YEAR END										
	1	2	3	4	5	6	7	8	9	10	
	2014	2015	2016	2017	2018	2019	2020	2021	2022	2023	
1. Prior.....											1
2. 2014.....											
3. 2015.....	XXX										
4. 2016.....	XXX	XXX									
5. 2017.....	XXX	XXX	XXX								
6. 2018.....	XXX	XXX	XXX	XXX							
7. 2019.....	XXX	XXX	XXX	XXX	XXX						
8. 2020.....	XXX	XXX	XXX	XXX	XXX	XXX					
9. 2021.....	XXX	XXX	XXX	XXX	XXX	XXX	XXX				
10. 2022.....	XXX	XXX	XXX	XXX	XXX	XXX	XXX	XXX			
11. 2023.....	XXX	XXX	XXX	XXX	XXX	XXX	XXX	XXX	XXX		

SECTION 2

Years in Which Premiums Were Earned and Losses Were Incurred	NUMBER OF CLAIMS OUTSTANDING DIRECT AND ASSUMED AT YEAR END									
	1	2	3	4	5	6	7	8	9	10
	2014	2015	2016	2017	2018	2019	2020	2021	2022	2023
1. Prior.....									41	41
2. 2014.....										
3. 2015.....	XXX									
4. 2016.....	XXX	XXX								
5. 2017.....	XXX	XXX	XXX							
6. 2018.....	XXX	XXX	XXX	XXX						
7. 2019.....	XXX	XXX	XXX	XXX	XXX					
8. 2020.....	XXX	XXX	XXX	XXX	XXX	XXX				
9. 2021.....	XXX	XXX	XXX	XXX	XXX	XXX	XXX			
10. 2022.....	XXX	XXX	XXX	XXX	XXX	XXX	XXX	XXX		
11. 2023.....	XXX	XXX	XXX	XXX	XXX	XXX	XXX	XXX	XXX	

SECTION 3

Years in Which Premiums Were Earned and Losses Were Incurred	CUMULATIVE NUMBER OF CLAIMS REPORTED DIRECT AND ASSUMED AT YEAR END									
	1	2	3	4	5	6	7	8	9	10
	2014	2015	2016	2017	2018	2019	2020	2021	2022	2023
1. Prior.....									41	1
2. 2014.....										
3. 2015.....	XXX									
4. 2016.....	XXX	XXX								
5. 2017.....	XXX	XXX	XXX							
6. 2018.....	XXX	XXX	XXX	XXX						
7. 2019.....	XXX	XXX	XXX	XXX	XXX					
8. 2020.....	XXX	XXX	XXX	XXX	XXX	XXX				
9. 2021.....	XXX	XXX	XXX	XXX	XXX	XXX	XXX			
10. 2022.....	XXX	XXX	XXX	XXX	XXX	XXX	XXX	XXX		
11. 2023.....	XXX	XXX	XXX	XXX	XXX	XXX	XXX	XXX	XXX	

Schedule P - Part 5F - Medical Professional Liability - Occurrence - Section 1A

N O N E

Schedule P - Part 5F - Medical Professional Liability - Occurrence - Section 2A

N O N E

Schedule P - Part 5F - Medical Professional Liability - Occurrence - Section 3A

N O N E

Schedule P - Part 5F - Medical Professional Liability - Claims-Made - Section 1B

N O N E

Schedule P - Part 5F - Medical Professional Liability - Claims-Made - Section 2B

N O N E

Schedule P - Part 5F - Medical Professional Liability - Claims-Made - Section 3B

N O N E

ANNUAL STATEMENT FOR THE YEAR 2023 OF THE FARMERS GROUP PROPERTY AND CASUALTY INSURANCE COMPANY

**SCHEDULE P - PART 5H - OTHER LIABILITY - OCCURRENCE
SECTION 1A**

Years in Which Premiums Were Earned and Losses Were Incurred	CUMULATIVE NUMBER OF CLAIMS CLOSED WITH LOSS PAYMENT DIRECT AND ASSUMED AT YEAR END									
	1	2	3	4	5	6	7	8	9	10
	2014	2015	2016	2017	2018	2019	2020	2021	2022	2023
1. Prior.....	2								9	12
2. 2014.....						2	2	2	2	2
3. 2015.....	XXX			1	4	6	6	6	7	7
4. 2016.....	XXX	XXX			1	3	4	4	6	6
5. 2017.....	XXX	XXX	XXX			1	3	3	3	3
6. 2018.....	XXX	XXX	XXX	XXX			2	2	4	7
7. 2019.....	XXX	XXX	XXX	XXX	XXX					2
8. 2020.....	XXX	XXX	XXX	XXX	XXX	XXX			1	1
9. 2021.....	XXX	XXX	XXX	XXX	XXX	XXX	XXX			1
10. 2022.....	XXX	XXX	XXX	XXX	XXX	XXX	XXX	XXX		2
11. 2023.....	XXX	XXX	XXX	XXX	XXX	XXX	XXX	XXX	XXX	3

SECTION 2A

Years in Which Premiums Were Earned and Losses Were Incurred	NUMBER OF CLAIMS OUTSTANDING DIRECT AND ASSUMED AT YEAR END									
	1	2	3	4	5	6	7	8	9	10
	2014	2015	2016	2017	2018	2019	2020	2021	2022	2023
1. Prior.....	1	2	2	2	1	1	1	1	232	226
2. 2014.....			1	2	1					
3. 2015.....	XXX	1	1	3	4	1	1	1		2
4. 2016.....	XXX	XXX	1	5	4	4	4	5	3	
5. 2017.....	XXX	XXX	XXX	1	3	3	1	2	2	
6. 2018.....	XXX	XXX	XXX	XXX	2	3	5	5	3	
7. 2019.....	XXX	XXX	XXX	XXX	XXX	1			2	
8. 2020.....	XXX	XXX	XXX	XXX	XXX	XXX		1	6	2
9. 2021.....	XXX	XXX	XXX	XXX	XXX	XXX	XXX		3	3
10. 2022.....	XXX	XXX	XXX	XXX	XXX	XXX	XXX	XXX	3	1
11. 2023.....	XXX	XXX	XXX	XXX	XXX	XXX	XXX	XXX	XXX	7

SECTION 3A

Years in Which Premiums Were Earned and Losses Were Incurred	CUMULATIVE NUMBER OF CLAIMS REPORTED DIRECT AND ASSUMED AT YEAR END									
	1	2	3	4	5	6	7	8	9	10
	2014	2015	2016	2017	2018	2019	2020	2021	2022	2023
1. Prior.....		2	1	1					240	9
2. 2014.....			2	3	3	4	4	4	4	4
3. 2015.....	XXX	3	5	8	13	14	14	14	14	16
4. 2016.....	XXX	XXX	1	6	7	9	10	12	12	9
5. 2017.....	XXX	XXX	XXX	1	3	4	4	5	5	5
6. 2018.....	XXX	XXX	XXX	XXX	2	6	9	11	11	9
7. 2019.....	XXX	XXX	XXX	XXX	XXX	1	1	1	3	3
8. 2020.....	XXX	XXX	XXX	XXX	XXX	XXX		2	7	4
9. 2021.....	XXX	XXX	XXX	XXX	XXX	XXX	XXX		3	4
10. 2022.....	XXX	XXX	XXX	XXX	XXX	XXX	XXX	XXX	3	3
11. 2023.....	XXX	XXX	XXX	XXX	XXX	XXX	XXX	XXX	XXX	11

Schedule P - Part 5H - Other Liability - Claims-Made - Section 1B

NONE

Schedule P - Part 5H - Other Liability - Claims-Made - Section 2B

NONE

Schedule P - Part 5H - Other Liability - Claims-Made - Section 3B

NONE

Schedule P - Part 5R - Products Liability - Occurrence - Section 1A

NONE

Schedule P - Part 5R - Products Liability - Occurrence - Section 2A

NONE

Schedule P - Part 5R - Products Liability - Occurrence - Section 3A

NONE

Schedule P - Part 5R - Products Liability - Claims-Made - Section 1B

NONE

Schedule P - Part 5R - Products Liability - Claims-Made - Section 2B

NONE

Schedule P - Part 5R - Products Liability - Claims-Made - Section 3B

NONE

Schedule P - Part 5T - Warranty - Section 1

NONE

Schedule P - Part 5T - Warranty - Section 2

NONE

Schedule P - Part 5T - Warranty - Section 3

NONE

ANNUAL STATEMENT FOR THE YEAR 2023 OF THE FARMERS GROUP PROPERTY AND CASUALTY INSURANCE COMPANY

SCHEDULE P - PART 6C - COMMERCIAL AUTO/TRUCK LIABILITY/MEDICAL SECTION 1

Years in Which Premiums Were Earned and Losses Were Incurred	CUMULATIVE PREMIUMS EARNED DIRECT AND ASSUMED AT YEAR END (\$000 OMITTED)										11 Current Year Premiums Earned
	1 2014	2 2015	3 2016	4 2017	5 2018	6 2019	7 2020	8 2021	9 2022	10 2023	
1. Prior.....											
2. 2014.....											
3. 2015.....	XXX										
4. 2016.....	XXX	XXX									
5. 2017.....	XXX	XXX	XXX								
6. 2018.....	XXX	XXX	XXX	XXX							
7. 2019.....	XXX	XXX	XXX	XXX	XXX						
8. 2020.....	XXX	XXX	XXX	XXX	XXX	XXX					
9. 2021.....	XXX	XXX	XXX	XXX	XXX	XXX	XXX				
10. 2022.....	XXX	XXX	XXX	XXX	XXX	XXX	XXX	XXX			
11. 2023.....	XXX	XXX	XXX	XXX	XXX	XXX	XXX	XXX	XXX		
12. Totals.....	XXX	XXX	XXX	XXX	XXX	XXX	XXX	XXX	XXX	XXX	
13. Earned Premiums (Sch P-Pt. 1)											XXX

SECTION 2

Years in Which Premiums Were Earned and Losses Were Incurred	CUMULATIVE PREMIUMS EARNED CEDED AT YEAR END (\$000 OMITTED)										11 Current Year Premiums Earned
	1 2014	2 2015	3 2016	4 2017	5 2018	6 2019	7 2020	8 2021	9 2022	10 2023	
1. Prior.....											
2. 2014.....											
3. 2015.....	XXX										
4. 2016.....	XXX	XXX									
5. 2017.....	XXX	XXX	XXX								
6. 2018.....	XXX	XXX	XXX	XXX							
7. 2019.....	XXX	XXX	XXX	XXX	XXX						
8. 2020.....	XXX	XXX	XXX	XXX	XXX	XXX					
9. 2021.....	XXX	XXX	XXX	XXX	XXX	XXX	XXX				
10. 2022.....	XXX	XXX	XXX	XXX	XXX	XXX	XXX	XXX			
11. 2023.....	XXX	XXX	XXX	XXX	XXX	XXX	XXX	XXX	XXX		
12. Totals.....	XXX	XXX	XXX	XXX	XXX	XXX	XXX	XXX	XXX	XXX	
13. Earned Premiums (Sch P-Pt. 1)											XXX

SCHEDULE P - PART 6D - WORKERS' COMPENSATION (EXCLUDING EXCESS WORKERS' COMPENSATION) SECTION 1

Years in Which Premiums Were Earned and Losses Were Incurred	CUMULATIVE PREMIUMS EARNED DIRECT AND ASSUMED AT YEAR END (\$000 OMITTED)										11 Current Year Premiums Earned
	1 2014	2 2015	3 2016	4 2017	5 2018	6 2019	7 2020	8 2021	9 2022	10 2023	
1. Prior.....	23										
2. 2014.....	22	34	34	34	34	34	34	34	34	34	
3. 2015.....	XXX	12	12	12	12	12	12	12	12	12	
4. 2016.....	XXX	XXX									
5. 2017.....	XXX	XXX	XXX								
6. 2018.....	XXX	XXX	XXX	XXX							
7. 2019.....	XXX	XXX	XXX	XXX	XXX						
8. 2020.....	XXX	XXX	XXX	XXX	XXX	XXX					
9. 2021.....	XXX	XXX	XXX	XXX	XXX	XXX	XXX				
10. 2022.....	XXX	XXX	XXX	XXX	XXX	XXX	XXX	XXX			
11. 2023.....	XXX	XXX	XXX	XXX	XXX	XXX	XXX	XXX	XXX		
12. Totals.....	XXX	XXX	XXX	XXX	XXX	XXX	XXX	XXX	XXX	XXX	
13. Earned Premiums (Sch P-Pt. 1)	45	24									XXX

SECTION 2

Years in Which Premiums Were Earned and Losses Were Incurred	CUMULATIVE PREMIUMS EARNED CEDED AT YEAR END (\$000 OMITTED)										11 Current Year Premiums Earned
	1 2014	2 2015	3 2016	4 2017	5 2018	6 2019	7 2020	8 2021	9 2022	10 2023	
1. Prior.....	23										
2. 2014.....	22	34	34	34	34	34	34	34	34	34	
3. 2015.....	XXX	12	12	12	12	12	12	12	12	12	
4. 2016.....	XXX	XXX									
5. 2017.....	XXX	XXX	XXX								
6. 2018.....	XXX	XXX	XXX	XXX							
7. 2019.....	XXX	XXX	XXX	XXX	XXX						
8. 2020.....	XXX	XXX	XXX	XXX	XXX	XXX					
9. 2021.....	XXX	XXX	XXX	XXX	XXX	XXX	XXX				
10. 2022.....	XXX	XXX	XXX	XXX	XXX	XXX	XXX	XXX			
11. 2023.....	XXX	XXX	XXX	XXX	XXX	XXX	XXX	XXX	XXX		
12. Totals.....	XXX	XXX	XXX	XXX	XXX	XXX	XXX	XXX	XXX	XXX	
13. Earned Premiums (Sch P-Pt. 1)	45	24									XXX

ANNUAL STATEMENT FOR THE YEAR 2023 OF THE FARMERS GROUP PROPERTY AND CASUALTY INSURANCE COMPANY

**SCHEDULE P - PART 6E - COMMERCIAL MULTIPLE PERIL
SECTION 1**

Years in Which Premiums Were Earned and Losses Were Incurred	CUMULATIVE PREMIUMS EARNED DIRECT AND ASSUMED AT YEAR END (\$000 OMITTED)										11 Current Year Premiums Earned
	1 2014	2 2015	3 2016	4 2017	5 2018	6 2019	7 2020	8 2021	9 2022	10 2023	
1. Prior.....											
2. 2014.....											
3. 2015.....	XXX										
4. 2016.....	XXX	XXX									
5. 2017.....	XXX	XXX	XXX								
6. 2018.....	XXX	XXX	XXX	XXX							
7. 2019.....	XXX	XXX	XXX	XXX	XXX						
8. 2020.....	XXX	XXX	XXX	XXX	XXX	XXX					
9. 2021.....	XXX	XXX	XXX	XXX	XXX	XXX	XXX				
10. 2022.....	XXX	XXX	XXX	XXX	XXX	XXX	XXX	XXX			
11. 2023.....	XXX	XXX	XXX	XXX	XXX	XXX	XXX	XXX	XXX		
12. Totals.....	XXX	XXX	XXX	XXX	XXX	XXX	XXX	XXX	XXX	XXX	
13. Earned Premiums (Sch P-Pt. 1)											XXX

SECTION 2

Years in Which Premiums Were Earned and Losses Were Incurred	CUMULATIVE PREMIUMS EARNED CEDED AT YEAR END (\$000 OMITTED)										11 Current Year Premiums Earned
	1 2014	2 2015	3 2016	4 2017	5 2018	6 2019	7 2020	8 2021	9 2022	10 2023	
1. Prior.....											
2. 2014.....											
3. 2015.....	XXX										
4. 2016.....	XXX	XXX									
5. 2017.....	XXX	XXX	XXX								
6. 2018.....	XXX	XXX	XXX	XXX							
7. 2019.....	XXX	XXX	XXX	XXX	XXX						
8. 2020.....	XXX	XXX	XXX	XXX	XXX	XXX					
9. 2021.....	XXX	XXX	XXX	XXX	XXX	XXX	XXX				
10. 2022.....	XXX	XXX	XXX	XXX	XXX	XXX	XXX	XXX			
11. 2023.....	XXX	XXX	XXX	XXX	XXX	XXX	XXX	XXX	XXX		
12. Totals.....	XXX	XXX	XXX	XXX	XXX	XXX	XXX	XXX	XXX	XXX	
13. Earned Premiums (Sch P-Pt. 1)											XXX

**SCHEDULE P - PART 6H - OTHER LIABILITY - OCCURRENCE
SECTION 1A**

Years in Which Premiums Were Earned and Losses Were Incurred	CUMULATIVE PREMIUMS EARNED DIRECT AND ASSUMED AT YEAR END (\$000 OMITTED)										11 Current Year Premiums Earned
	1 2014	2 2015	3 2016	4 2017	5 2018	6 2019	7 2020	8 2021	9 2022	10 2023	
1. Prior.....	799	4	(2)	1	(1)						
2. 2014.....	929	1,866	1,865	1,865	1,865	1,865	1,865	1,865	1,865	1,865	
3. 2015.....	XXX	1,066	2,149	2,149	2,148	2,148	2,148	2,148	2,148	2,148	
4. 2016.....	XXX	XXX	1,219	2,421	2,420	2,420	2,420	2,420	2,420	2,420	
5. 2017.....	XXX	XXX	XXX	1,368	2,721	2,720	2,720	2,720	2,720	2,720	
6. 2018.....	XXX	XXX	XXX	XXX	1,502	2,952	2,952	2,952	2,952	2,952	
7. 2019.....	XXX	XXX	XXX	XXX	XXX	1,634	3,230	3,230	3,230	3,230	
8. 2020.....	XXX	XXX	XXX	XXX	XXX	XXX	1,780	3,460	3,460	3,460	
9. 2021.....	XXX	XXX	XXX	XXX	XXX	XXX	XXX	1,759	1,759	1,759	
10. 2022.....	XXX	XXX	XXX	XXX	XXX	XXX	XXX	XXX	3,239	3,239	
11. 2023.....	XXX	XXX	XXX	XXX	XXX	XXX	XXX	XXX	XXX	3,015	
12. Totals.....	XXX	XXX	XXX	XXX	XXX	XXX	XXX	XXX	XXX	XXX	3,015
13. Earned Premiums (Sch P-Pt. 1)	1,728	2,006	2,302	2,570	2,853	3,084	3,375	3,438	3,239	3,015	XXX

SECTION 2A

Years in Which Premiums Were Earned and Losses Were Incurred	CUMULATIVE PREMIUMS EARNED CEDED AT YEAR END (\$000 OMITTED)										11 Current Year Premiums Earned
	1 2014	2 2015	3 2016	4 2017	5 2018	6 2019	7 2020	8 2021	9 2022	10 2023	
1. Prior.....	799	4	(2)	1	(1)						
2. 2014.....	929	1,866	1,865	1,865	1,865	1,865	1,865	1,865	1,865	1,865	
3. 2015.....	XXX	1,066	2,149	2,149	2,148	2,148	2,148	2,148	2,148	2,148	
4. 2016.....	XXX	XXX	1,219	2,421	2,420	2,420	2,420	2,420	2,420	2,420	
5. 2017.....	XXX	XXX	XXX	1,368	2,721	2,720	2,720	2,720	2,720	2,720	
6. 2018.....	XXX	XXX	XXX	XXX	1,502	2,952	2,952	2,952	2,952	2,952	
7. 2019.....	XXX	XXX	XXX	XXX	XXX	1,634	3,230	3,230	3,230	3,230	
8. 2020.....	XXX	XXX	XXX	XXX	XXX	XXX	1,780	3,460	3,460	3,460	
9. 2021.....	XXX	XXX	XXX	XXX	XXX	XXX	XXX	1,759	1,759	1,759	
10. 2022.....	XXX	XXX	XXX	XXX	XXX	XXX	XXX	XXX	3,239	3,239	
11. 2023.....	XXX	XXX	XXX	XXX	XXX	XXX	XXX	XXX	XXX	3,015	
12. Totals.....	XXX	XXX	XXX	XXX	XXX	XXX	XXX	XXX	XXX	XXX	3,015
13. Earned Premiums (Sch P-Pt. 1)	1,728	2,006	2,302	2,570	2,853	3,084	3,375	3,438	3,239	3,015	XXX

ANNUAL STATEMENT FOR THE YEAR 2023 OF THE FARMERS GROUP PROPERTY AND CASUALTY INSURANCE COMPANY

**SCHEDULE P - PART 6H - OTHER LIABILITY - CLAIMS-MADE
SECTION 1B**

Years in Which Premiums Were Earned and Losses Were Incurred	CUMULATIVE PREMIUMS EARNED DIRECT AND ASSUMED AT YEAR END (\$000 OMITTED)										11 Current Year Premiums Earned
	1 2014	2 2015	3 2016	4 2017	5 2018	6 2019	7 2020	8 2021	9 2022	10 2023	
1. Prior.....											
2. 2014.....											
3. 2015.....	XXX										
4. 2016.....	XXX	XXX									
5. 2017.....	XXX	XXX									
6. 2018.....	XXX	XXX									
7. 2019.....	XXX	XXX									
8. 2020.....	XXX	XXX									
9. 2021.....	XXX	XXX									
10. 2022.....	XXX	XXX	XXX	XXX	XXX	XXX	XXX	XXX			
11. 2023.....	XXX	XXX	XXX	XXX	XXX	XXX	XXX	XXX	XXX		
12. Totals.....	XXX	XXX	XXX	XXX	XXX	XXX	XXX	XXX	XXX	XXX	
13. Earned Premiums (Sch P-Pt. 1)											XXX

SECTION 2B

Years in Which Premiums Were Earned and Losses Were Incurred	CUMULATIVE PREMIUMS EARNED CEDED AT YEAR END (\$000 OMITTED)										11 Current Year Premiums Earned
	1 2014	2 2015	3 2016	4 2017	5 2018	6 2019	7 2020	8 2021	9 2022	10 2023	
1. Prior.....											
2. 2014.....											
3. 2015.....	XXX										
4. 2016.....	XXX	XXX									
5. 2017.....	XXX	XXX									
6. 2018.....	XXX	XXX									
7. 2019.....	XXX	XXX									
8. 2020.....	XXX	XXX									
9. 2021.....	XXX	XXX									
10. 2022.....	XXX	XXX	XXX	XXX	XXX	XXX	XXX	XXX			
11. 2023.....	XXX	XXX	XXX	XXX	XXX	XXX	XXX	XXX	XXX		
12. Totals.....	XXX	XXX	XXX	XXX	XXX	XXX	XXX	XXX	XXX	XXX	
13. Earned Premiums (Sch P-Pt. 1)											XXX

**SCHEDULE P - PART 6M - INTERNATIONAL
SECTION 1**

Years in Which Premiums Were Earned and Losses Were Incurred	CUMULATIVE PREMIUMS EARNED DIRECT AND ASSUMED AT YEAR END (\$000 OMITTED)										11 Current Year Premiums Earned
	1 2014	2 2015	3 2016	4 2017	5 2018	6 2019	7 2020	8 2021	9 2022	10 2023	
1. Prior.....											
2. 2014.....											
3. 2015.....	XXX										
4. 2016.....	XXX	XXX									
5. 2017.....	XXX	XXX									
6. 2018.....	XXX	XXX									
7. 2019.....	XXX	XXX									
8. 2020.....	XXX	XXX									
9. 2021.....	XXX	XXX									
10. 2022.....	XXX	XXX	XXX	XXX	XXX	XXX	XXX	XXX			
11. 2023.....	XXX	XXX	XXX	XXX	XXX	XXX	XXX	XXX	XXX		
12. Totals.....	XXX	XXX	XXX	XXX	XXX	XXX	XXX	XXX	XXX	XXX	
13. Earned Premiums (Sch P-Pt. 1)											XXX

SECTION 2

Years in Which Premiums Were Earned and Losses Were Incurred	CUMULATIVE PREMIUMS EARNED CEDED AT YEAR END (\$000 OMITTED)										11 Current Year Premiums Earned
	1 2014	2 2015	3 2016	4 2017	5 2018	6 2019	7 2020	8 2021	9 2022	10 2023	
1. Prior.....											
2. 2014.....											
3. 2015.....	XXX										
4. 2016.....	XXX	XXX									
5. 2017.....	XXX	XXX									
6. 2018.....	XXX	XXX									
7. 2019.....	XXX	XXX									
8. 2020.....	XXX	XXX									
9. 2021.....	XXX	XXX									
10. 2022.....	XXX	XXX	XXX	XXX	XXX	XXX	XXX	XXX			
11. 2023.....	XXX	XXX	XXX	XXX	XXX	XXX	XXX	XXX	XXX		
12. Totals.....	XXX	XXX	XXX	XXX	XXX	XXX	XXX	XXX	XXX	XXX	
13. Earned Premiums (Sch P-Pt. 1)											XXX

ANNUAL STATEMENT FOR THE YEAR 2023 OF THE FARMERS GROUP PROPERTY AND CASUALTY INSURANCE COMPANY

**SCHEDULE P - PART 6N - REINSURANCE - NONPROPORTIONAL ASSUMED PROPERTY
SECTION 1**

Years in Which Premiums Were Earned and Losses Were Incurred	CUMULATIVE PREMIUMS EARNED DIRECT AND ASSUMED AT YEAR END (\$000 OMITTED)										11 Current Year Premiums Earned
	1 2014	2 2015	3 2016	4 2017	5 2018	6 2019	7 2020	8 2021	9 2022	10 2023	
1. Prior.....		(1)									
2. 2014.....											
3. 2015.....	XXX										
4. 2016.....	XXX	XXX									
5. 2017.....	XXX	XXX	XXX								
6. 2018.....	XXX	XXX	XXX	XXX							
7. 2019.....	XXX	XXX	XXX	XXX	XXX						
8. 2020.....	XXX	XXX	XXX	XXX	XXX	XXX					
9. 2021.....	XXX	XXX	XXX	XXX	XXX	XXX	XXX				
10. 2022.....	XXX	XXX	XXX	XXX	XXX	XXX	XXX	XXX			
11. 2023.....	XXX	XXX	XXX	XXX	XXX	XXX	XXX	XXX	XXX		
12. Totals.....	XXX	XXX	XXX	XXX	XXX	XXX	XXX	XXX	XXX	XXX	XXX
13. Earned Premiums (Sch P-Pt. 1)		(1)									XXX

SECTION 2

Years in Which Premiums Were Earned and Losses Were Incurred	CUMULATIVE PREMIUMS EARNED CEDED AT YEAR END (\$000 OMITTED)										11 Current Year Premiums Earned
	1 2014	2 2015	3 2016	4 2017	5 2018	6 2019	7 2020	8 2021	9 2022	10 2023	
1. Prior.....		(1)									
2. 2014.....											
3. 2015.....	XXX										
4. 2016.....	XXX	XXX									
5. 2017.....	XXX	XXX	XXX								
6. 2018.....	XXX	XXX	XXX	XXX							
7. 2019.....	XXX	XXX	XXX	XXX	XXX						
8. 2020.....	XXX	XXX	XXX	XXX	XXX	XXX					
9. 2021.....	XXX	XXX	XXX	XXX	XXX	XXX	XXX				
10. 2022.....	XXX	XXX	XXX	XXX	XXX	XXX	XXX	XXX			
11. 2023.....	XXX	XXX	XXX	XXX	XXX	XXX	XXX	XXX	XXX		
12. Totals.....	XXX	XXX	XXX	XXX	XXX	XXX	XXX	XXX	XXX	XXX	XXX
13. Earned Premiums (Sch P-Pt. 1)		(1)									XXX

**SCHEDULE P - PART 6O - REINSURANCE - NONPROPORTIONAL ASSUMED LIABILITY
SECTION 1**

Years in Which Premiums Were Earned and Losses Were Incurred	CUMULATIVE PREMIUMS EARNED DIRECT AND ASSUMED AT YEAR END (\$000 OMITTED)										11 Current Year Premiums Earned
	1 2014	2 2015	3 2016	4 2017	5 2018	6 2019	7 2020	8 2021	9 2022	10 2023	
1. Prior.....	7	8	(11)	3							
2. 2014.....											
3. 2015.....	XXX										
4. 2016.....	XXX	XXX									
5. 2017.....	XXX	XXX	XXX								
6. 2018.....	XXX	XXX	XXX	XXX							
7. 2019.....	XXX	XXX	XXX	XXX	XXX						
8. 2020.....	XXX	XXX	XXX	XXX	XXX	XXX					
9. 2021.....	XXX	XXX	XXX	XXX	XXX	XXX	XXX				
10. 2022.....	XXX	XXX	XXX	XXX	XXX	XXX	XXX	XXX			
11. 2023.....	XXX	XXX	XXX	XXX	XXX	XXX	XXX	XXX	XXX		
12. Totals.....	XXX	XXX	XXX	XXX	XXX	XXX	XXX	XXX	XXX	XXX	XXX
13. Earned Premiums (Sch P-Pt. 1)	7	8	(11)	3							XXX

SECTION 2

Years in Which Premiums Were Earned and Losses Were Incurred	CUMULATIVE PREMIUMS EARNED CEDED AT YEAR END (\$000 OMITTED)										11 Current Year Premiums Earned
	1 2014	2 2015	3 2016	4 2017	5 2018	6 2019	7 2020	8 2021	9 2022	10 2023	
1. Prior.....	7	8	(11)	3							
2. 2014.....											
3. 2015.....	XXX										
4. 2016.....	XXX	XXX									
5. 2017.....	XXX	XXX	XXX								
6. 2018.....	XXX	XXX	XXX	XXX							
7. 2019.....	XXX	XXX	XXX	XXX	XXX						
8. 2020.....	XXX	XXX	XXX	XXX	XXX	XXX					
9. 2021.....	XXX	XXX	XXX	XXX	XXX	XXX	XXX				
10. 2022.....	XXX	XXX	XXX	XXX	XXX	XXX	XXX	XXX			
11. 2023.....	XXX	XXX	XXX	XXX	XXX	XXX	XXX	XXX	XXX		
12. Totals.....	XXX	XXX	XXX	XXX	XXX	XXX	XXX	XXX	XXX	XXX	XXX
13. Earned Premiums (Sch P-Pt. 1)	7	8	(11)	3							XXX

Schedule P - Part 6R - Products Liability - Occurrence - Section 1A

NONE

Schedule P - Part 6R - Products Liability - Occurrence - Section 2A

NONE

Schedule P - Part 6R - Products Liability - Claims-Made - Section 1B

NONE

Schedule P - Part 6R - Products Liability - Claims-Made - Section 2B

NONE

Schedule P - Part 7A - Section 1 - Primary Loss Sensitive Contracts

NONE

Schedule P - Part 7A - Section 2 - Primary Loss Sensitive Contracts

NONE

Schedule P - Part 7A - Section 3 - Primary Loss Sensitive Contracts

NONE

Schedule P - Part 7A - Section 4 - Primary Loss Sensitive Contracts

NONE

Schedule P - Part 7A - Section 5 - Primary Loss Sensitive Contracts

NONE

Schedule P - Part 7B - Section 1 - Reinsurance Loss Sensitive Contracts

NONE

Schedule P - Part 7B - Section 2 - Reinsurance Loss Sensitive Contracts

NONE

Schedule P - Part 7B - Section 3 - Reinsurance Loss Sensitive Contracts

NONE

Schedule P - Part 7B - Section 4 - Reinsurance Loss Sensitive Contracts

NONE

Schedule P - Part 7B - Section 5 - Reinsurance Loss Sensitive Contracts

NONE

Schedule P - Part 7B - Section 6 - Reinsurance Loss Sensitive Contracts

N O N E

Schedule P - Part 7B - Section 7 - Reinsurance Loss Sensitive Contracts

N O N E

ANNUAL STATEMENT FOR THE YEAR 2023 OF THE FARMERS GROUP PROPERTY AND CASUALTY INSURANCE COMPANY

SCHEDULE P INTERROGATORIES

1. The following questions relate to yet-to-be-issued Extended Reporting Endorsements (EREs) arising from Death, Disability, or Retirement (DDR) provisions in Medical Professional Liability Claims Made insurance policies. EREs provided for reasons other than DDR are not to be included.
- 1.1 Does the company issue Medical Professional Liability Claims Made insurance policies that provide tail (also known as an extended reporting endorsement, or "ERE") benefits in the event of Death, Disability, or Retirement (DDR) at a reduced charge or at no additional cost? Yes [] No [X]
If the answer to question 1.1 is "no", leave the following questions blank. If the answer to question 1.1 is "yes", please answer the following questions:
- 1.2 What is the total amount of the reserve for that provision (DDR Reserve), as reported, explicitly or not, elsewhere in this statement (in dollars)? \$
- 1.3 Does the company report any DDR reserve as Unearned Premium Reserve per SSAP #65? Yes [] No []
- 1.4 Does the company report any DDR reserve as loss or loss adjustment expense reserve? Yes [] No []
- 1.5 If the company reports DDR reserve as Unearned Premium Reserve, does that amount match the figure on the Underwriting and Investment Exhibit, Part 1A - Recapitulation of all Premiums (Page 7) Column 2, Lines 11.1 plus 11.2? Yes [] No [] N/A []
- 1.6 If the company reports DDR reserve as loss or loss adjustment expense reserve, please complete the following table corresponding to where these reserves are reported in Schedule P:

Years in Which Premiums Were Earned and Losses Were Incurred	DDR Reserve Included in Schedule P, Part 1F, Medical Professional Liability Column 24: Total Net Losses and Expenses Unpaid	
	1 Section 1: Occurrence	2 Section 2: Claims-Made
1.601 Prior		
1.602 2014		
1.603 2015		
1.604 2016		
1.605 2017		
1.606 2018		
1.607 2019		
1.608 2020		
1.609 2021		
1.610 2022		
1.611 2023		
1.612 Totals		

2. The definition of allocated loss adjustment expenses (ALAE) and, therefore, unallocated loss adjustment expenses (ULAE) was changed effective January 1, 1998. This change in definition applies to both paid and unpaid expenses. Are these expenses (now reported as "Defense and Cost Containment" and "Adjusting and Other") reported in compliance with these definitions in this statement? Yes [X] No []
3. The Adjusting and Other expense payments and reserves should be allocated to the years in which the losses were incurred based on the number of claims reported, closed and outstanding in those years. When allocating Adjusting and Other expense between companies in a group or a pool, the Adjusting and Other expense should be allocated in the same percentage used for the loss amounts and the claim counts. For reinsurers, Adjusting and Other expense assumed should be reported according to the reinsurance contract. For Adjusting and Other expense incurred by reinsurers, or in those situations where suitable claim count information is not available, Adjusting and Other expense should be allocated by a reasonable method determined by the company and described in Interrogatory 7, below. Are they so reported in this Statement? Yes [X] No []
4. Do any lines in Schedule P include reserves that are reported gross of any discount to present value of future payments, and that are reported net of such discounts on Page 10? Yes [] No [X]

If yes, proper disclosure must be made in the Notes to Financial Statements, as specified in the Instructions. Also, the discounts must be reported in Schedule P - Part 1, Columns 32 and 33. Schedule P must be completed gross of non-tabular discounting. Work papers relating to discount calculations must be available for examination upon request.
Discounting is allowed only if expressly permitted by the state insurance department to which this Annual Statement is being filed.

5. What were the net premiums in force at the end of the year for:
(in thousands of dollars)
- 5.1 Fidelity
- 5.2 Surety

6. Claim count information is reported per claim or per claimant (Indicate which) per claimant.....
If not the same in all years, explain in Interrogatory 7.
- 7.1 The information provided in Schedule P will be used by many persons to estimate the adequacy of the current loss and expense reserves, among other things. Are there any especially significant events, coverage, retention or accounting changes that have occurred that must be considered when making such analyses? Yes [X] No []

7.2 (An extended statement may be attached.)

Effective April 1, 2021, the company was purchased by Farmers. The company and its subsidiaries, except Metropolitan General Insurance Company (MetGen), became part of the Farmers Insurance family of companies. MetGen remained with MetLife. Effective April 1, 2021, the auto and home products in MetGen continue to be 100% ceded to Farmers Property and Casualty Company (the new name for the company). In addition, the legal plan products (mainly part of the accident and health line) in the company were 100% ceded to MetGen. Also effective April 1, 2021, the company 100% ceded premium and losses to the Farmers Insurance Exchange. What remains in the company are the loss and loss expense reserves for the claims with accident dates March 31, 2021 and prior, for the company and its subsidiaries. Effective January 1, 2001, the company entered into a 100% Restated Quota Share Reinsurance Agreement with its parent company. The company cedes to its parent 100% interest in gross net liabilities and its premiums, losses, expenses, payment fees, dividends and direct agents balance.

SCHEDULE T - PART 2
INTERSTATE COMPACT - EXHIBIT OF PREMIUMS WRITTEN

Allocated by States and Territories

States, Etc.		Direct Business Only					6 Totals
		1 Life (Group and Individual)	2 Annuities (Group and Individual)	3 Disability Income (Group and Individual)	4 Long-Term Care (Group and Individual)	5 Deposit-Type Contracts	
1. Alabama	AL						
2. Alaska	AK						
3. Arizona	AZ						
4. Arkansas	AR						
5. California	CA						
6. Colorado	CO						
7. Connecticut	CT						
8. Delaware	DE						
9. District of Columbia	DC						
10. Florida	FL						
11. Georgia	GA						
12. Hawaii	HI						
13. Idaho	ID						
14. Illinois	IL						
15. Indiana	IN						
16. Iowa	IA						
17. Kansas	KS						
18. Kentucky	KY						
19. Louisiana	LA						
20. Maine	ME						
21. Maryland	MD						
22. Massachusetts	MA						
23. Michigan	MI						
24. Minnesota	MN						
25. Mississippi	MS						
26. Missouri	MO						
27. Montana	MT						
28. Nebraska	NE						
29. Nevada	NV						
30. New Hampshire	NH						
31. New Jersey	NJ						
32. New Mexico	NM						
33. New York	NY						
34. North Carolina	NC						
35. North Dakota	ND						
36. Ohio	OH						
37. Oklahoma	OK						
38. Oregon	OR						
39. Pennsylvania	PA						
40. Rhode Island	RI						
41. South Carolina	SC						
42. South Dakota	SD						
43. Tennessee	TN						
44. Texas	TX						
45. Utah	UT						
46. Vermont	VT						
47. Virginia	VA						
48. Washington	WA						
49. West Virginia	WV						
50. Wisconsin	WI						
51. Wyoming	WY						
52. American Samoa	AS						
53. Guam	GU						
54. Puerto Rico	PR						
55. U.S. Virgin Islands	VI						
56. Northern Mariana Islands	MP						
57. Canada	CAN						
58. Aggregate Other Alien	OT						
59. Total							

NONE

ANNUAL STATEMENT FOR THE YEAR 2023 OF THE FARMERS GROUP PROPERTY AND CASUALTY INSURANCE COMPANY

SCHEDULE Y
PART 1A - DETAIL OF INSURANCE HOLDING COMPANY SYSTEM

1	2	3	4	5	6	7	8	9	10	11	12	13	14	15	16
Group Code	Group Name	NAIC Company Code	ID Number	Federal RSSD	CIK	Name of Securities Exchange if Publicly Traded (U.S. or International)	Names of Parent, Subsidiaries Or Affiliates	Domiciliary Location	Relationship to Reporting Entity	Directly Controlled by (Name of Entity/Person)	Type of Control (Ownership, Board, Management, Attorney-in-Fact, Influence, Other)	If Control is Ownership Provide Percentage	Ultimate Controlling Entity(ies)/Person(s)	Is an SCA Filing Required? (Yes/No)	*
		00000	83-0877980				10433 Ella Blvd, LLC	DE	NIA	Mid-Century Insurance Company	Ownership	100.000	Farmers Insurance Exchange	NO	
		00000	82-3606914				11930 Narcoossee Road, LLC	DE	NIA	Mid-Century Insurance Company	Ownership	100.000	Farmers Insurance Exchange	NO	
		00000	86-3957205				12225 NE 60th Way, LLC	DE	IA	Truck Insurance Exchange	Ownership	100.000	Farmers Insurance Exchange	NO	
		00000	84-2794277				14001 Rosencrans Avenue, LLC	DE	NIA	Farmers Insurance Exchange	Ownership	1.000	Farmers Insurance Exchange	NO	
		00000	81-4674724				145 Great Road, LLC	DE	NIA	Mid-Century Insurance Company	Ownership	100.000	Farmers Insurance Exchange	NO	
		00000	47-3820947				17885 Von Karman, LLC	CA	NIA	Farmers Insurance Exchange	Ownership	100.000	Farmers Insurance Exchange	NO	
		00000	82-2860816				201 Railroad Ave, LLC	DE	NIA	Farmers Insurance Exchange	Ownership	100.000	Farmers Insurance Exchange	NO	
0069	Farmers Insurance Group	36404	95-4136306				21st Century Casualty Company	CA	IA	21st Century Insurance Group	Ownership	100.000	Farmers Insurance Exchange	NO	
0069	Farmers Insurance Group	34789	23-2044095				21st Century Centennial Insurance Company	PA	IA	Mid-Century Insurance Company	Ownership	100.000	Farmers Insurance Exchange	NO	
		00000	51-0283170				21st Century Insurance and Financial Services, Inc.	DE	NIA	Mid-Century Insurance Company	Ownership	100.000	Farmers Insurance Exchange	YES	
0069	Farmers Insurance Group	12963	95-2565072				21st Century Insurance Company	CA	IA	21st Century Insurance Group	Ownership	100.000	Farmers Insurance Exchange	NO	
		00000	95-1935264				21st Century Insurance Group	DE	NIA	Mid-Century Insurance Company	Ownership	100.000	Farmers Insurance Exchange	YES	
0069	Farmers Insurance Group	32220	13-3333609				21st Century North America Insurance Company	NY	IA	Mid-Century Insurance Company	Ownership	100.000	Farmers Insurance Exchange	NO	
		10710	13-3922232				21st Century Pinnacle Insurance Company	NJ	IA	Company	Ownership	100.000	Farmers Insurance Exchange	NO	
0069	Farmers Insurance Group	20796	22-1721971				21st Century Premier Insurance Company	PA	IA	21st Century Centennial Insurance Company	Ownership	100.000	Farmers Insurance Exchange	NO	
		00000	92-1475501				2475 Mill Center Parkway, LLC	DE	NIA	Farmers Insurance Exchange	Ownership	100.000	Farmers Insurance Exchange	NO	
		00000	92-1508649				280 Riverside Parkway, LLC	DE	NIA	Farmers Insurance Exchange	Ownership	100.000	Farmers Insurance Exchange	NO	
		00000	88-4349711				3049 East Washburn Road, LLC	DE	NIA	Farmers Insurance Exchange	Ownership	100.000	Farmers Insurance Exchange	NO	
		00000	92-1207495				3195 East Washburn Road, LLC	DE	NIA	Farmers Insurance Exchange	Ownership	100.000	Farmers Insurance Exchange	NO	
		00000	81-0741455				384 Santa Trinita Ave, LLC	DE	NIA	Fire Insurance Exchange	Ownership	100.000	Farmers Insurance Exchange	NO	
		00000	92-1554532				4345 Hamilton Mill Road, LLC	DE	NIA	Farmers Insurance Exchange	Ownership	100.000	Farmers Insurance Exchange	NO	
		00000	92-1590378				475 Riverside Parkway, LLC	DE	NIA	Mid-Century Insurance Company	Ownership	100.000	Farmers Insurance Exchange	NO	
		00000	42-4386531				6671-6675 North Macarthur Blvd, LLC	DE	NIA	Mid-Century Insurance Company	Ownership	100.000	Farmers Insurance Exchange	NO	
0069	Farmers Insurance Group	10245	86-0812982				American Federation Insurance Company	TX	IA	21st Century Insurance Group	Ownership	100.000	Farmers Insurance Exchange	NO	
0069	Farmers Insurance Group	10805	13-3953213				American Pacific Insurance Company, Inc.	HI	IA	Farmers Insurance Hawaii, Inc.	Ownership	100.000	Farmers Insurance Exchange	NO	
0069	Farmers Insurance Group	11034	34-1893500				Bristol West Casualty Insurance Company	OH	IA	Coast National Insurance Company	Ownership	100.000	Farmers Insurance Exchange	NO	
		00000	13-3994449				Bristol West Holdings, Inc.	DE	NIA	Farmers Insurance Exchange	Ownership	42.000	Farmers Insurance Exchange	YES	
		00000	13-3994449				Bristol West Holdings, Inc.	DE	NIA	Fire Insurance Exchange	Ownership	3.750	Farmers Insurance Exchange	YES	
		00000	13-3994449				Bristol West Holdings, Inc.	DE	NIA	Truck Insurance Exchange	Ownership	6.750	Farmers Insurance Exchange	YES	
		00000	13-3994449				Bristol West Holdings, Inc.	DE	NIA	Mid-Century Insurance Company	Ownership	47.500	Farmers Insurance Exchange	YES	
0069	Farmers Insurance Group	19658	38-1865162				Bristol West Insurance Company	OH	IA	Coast National Insurance Company	Ownership	100.000	Farmers Insurance Exchange	NO	
		00000	65-0880876				Bristol West Insurance Services of California, Inc.	CA	NIA	Bristol West Holdings, Inc.	Ownership	100.000	Farmers Insurance Exchange	NO	
		00000	65-0616769				Bristol West Insurance Services, Inc. of Florida	FL	NIA	Bristol West Holdings, Inc.	Ownership	100.000	Farmers Insurance Exchange	NO	
0069	Farmers Insurance Group	12774	86-1174452				Bristol West Preferred Insurance Company	MI	IA	Bristol West Holdings, Inc.	Ownership	100.000	Farmers Insurance Exchange	NO	
		00000	65-0919338				BWIS of Nevada, Inc.	NV	NIA	Bristol West Holdings, Inc.	Ownership	100.000	Farmers Insurance Exchange	NO	
0069	Farmers Insurance Group	10315	95-4528269				Civic Property and Casualty Company	CA	IA	Fire Insurance Exchange	Ownership	80.000	Fire Insurance Exchange	NO	
0069	Farmers Insurance Group	10315	95-4528269				Civic Property and Casualty Company	CA	IA	Truck Insurance Exchange	Ownership	20.000	Fire Insurance Exchange	NO	
		00000	76-0543593				Coast National General Agency, Inc.	TX	NIA	Bristol West Holdings, Inc.	Ownership	100.000	Farmers Insurance Exchange	NO	
		00000	33-0246699				Coast National Holding Company	CA	NIA	Bristol West Holdings, Inc.	Ownership	100.000	Farmers Insurance Exchange	NO	
0069	Farmers Insurance Group	25089	33-0246701				Coast National Insurance Company	CA	IA	Coast National Holding Company	Ownership	100.000	Farmers Insurance Exchange	NO	
		22926	36-1022580				Economy Fire & Casualty Company	IL	IA	Farmers Property and Casualty Insurance Company	Ownership	100.000	Farmers Insurance Exchange	NO	
0069	Farmers Insurance Group	38067	36-3027848				Economy Preferred Insurance Company	IL	IA	Economy Fire & Casualty Company	Ownership	100.000	Farmers Insurance Exchange	NO	
0069	Farmers Insurance Group	40649	36-3105737				Economy Premier Assurance Company	IL	IA	Economy Fire & Casualty Company	Ownership	100.000	Farmers Insurance Exchange	NO	
0069	Farmers Insurance Group	10318	95-4528266				Exact Property and Casualty Company	CA	IA	Fire Insurance Exchange	Ownership	80.000	Fire Insurance Exchange	NO	

ANNUAL STATEMENT FOR THE YEAR 2023 OF THE FARMERS GROUP PROPERTY AND CASUALTY INSURANCE COMPANY

SCHEDULE Y
PART 1A - DETAIL OF INSURANCE HOLDING COMPANY SYSTEM

1	2	3	4	5	6	7	8	9	10	11	12	13	14	15	16
Group Code	Group Name	NAIC Company Code	ID Number	Federal RSSD	CIK	Name of Securities Exchange if Publicly Traded (U.S. or International)	Names of Parent, Subsidiaries Or Affiliates	Domi-ciliary Location	Relation-ship to Reporting Entity	Directly Controlled by (Name of Entity/Person)	Type of Control (Ownership, Board, Management, Attorney-in-Fact, Influence, Other)	If Control is Ownership Provide Percentage	Ultimate Controlling Entity(ies)/Person(s)	Is an SCA Filing Re-quired? (Yes/No)	*
.0069	Farmers Insurance Group	10318	95-4528266				Exact Property and Casualty Company	CA	IA	Truck Insurance Exchange	Ownership	20.000	Fire Insurance Exchange	NO	
.0069	Farmers Insurance Group	40169	05-0393243				Farmers Casualty Insurance Company	RI	IA	Farmers Property and Casualty Insurance Company	Ownership	100.000	Farmers Insurance Exchange	NO	
.0069	Farmers Insurance Group	25321	23-1903575				Farmers Direct Property and Casualty Insurance Company	RI	IA	Farmers Property and Casualty Insurance Company	Ownership	100.000	Farmers Insurance Exchange	NO	
		00000	77-0530616				Farmers Financial Solutions, LLC	NW	NIA	FFS Holding, LLC	Ownership	100.000	Farmers Insurance Exchange	NO	
							Farmers Group Property and Casualty Insurance Company	RI	RE	Farmers Property and Casualty Insurance Company	Ownership	100.000	Farmers Insurance Exchange	NO	
.0069	Farmers Insurance Group	34339	13-2915260				Farmers Insurance Company of Arizona	AZ	IA	Farmers Insurance Exchange	Ownership	70.000	Farmers Insurance Exchange	NO	
.0069	Farmers Insurance Group	21598	95-2626387				Farmers Insurance Company of Arizona	AZ	IA	Truck Insurance Exchange	Ownership	20.000	Farmers Insurance Exchange	NO	
.0069	Farmers Insurance Group	21598	95-2626387				Farmers Insurance Company of Arizona	AZ	IA	Fire Insurance Exchange	Ownership	10.000	Farmers Insurance Exchange	NO	
.0069	Farmers Insurance Group	21601	95-2626385				Farmers Insurance Company of Idaho	ID	IA	Farmers Insurance Exchange	Ownership	80.000	Farmers Insurance Exchange	NO	
.0069	Farmers Insurance Group	21601	95-2626385				Farmers Insurance Company of Idaho	ID	IA	Fire Insurance Exchange	Ownership	6.700	Farmers Insurance Exchange	NO	
.0069	Farmers Insurance Group	21601	95-2626385				Farmers Insurance Company of Idaho	ID	IA	Truck Insurance Exchange	Ownership	13.300	Farmers Insurance Exchange	NO	
.0069	Farmers Insurance Group	21636	95-2655893				Farmers Insurance Company of Oregon	OR	IA	Farmers Insurance Exchange	Ownership	80.000	Farmers Insurance Exchange	NO	
.0069	Farmers Insurance Group	21636	95-2655893				Farmers Insurance Company of Oregon	OR	IA	Truck Insurance Exchange	Ownership	20.000	Farmers Insurance Exchange	NO	
.0069	Farmers Insurance Group	21644	95-2655894				Farmers Insurance Company of Washington	WA	IA	Fire Insurance Exchange	Ownership	80.000	Fire Insurance Exchange	NO	
.0069	Farmers Insurance Group	21644	95-2655894				Farmers Insurance Company of Washington	WA	IA	Truck Insurance Exchange	Ownership	20.000	Fire Insurance Exchange	NO	
.0069	Farmers Insurance Group	21628	48-0609012				Farmers Insurance Company, Inc.	KS	IA	Farmers Insurance Exchange	Ownership	90.000	Farmers Insurance Exchange	NO	
.0069	Farmers Insurance Group	21628	48-0609012				Farmers Insurance Company, Inc.	KS	IA	Fire Insurance Exchange	Ownership	10.000	Farmers Insurance Exchange	NO	
.0069	Farmers Insurance Group	21652	95-2575893				Farmers Insurance Exchange	CA	UIP	See Note 1	Other			NO	
.0069	Farmers Insurance Group	28487	22-2640040				Farmers Insurance Hawaii, Inc.	HI	IA	Mid-Century Insurance Company	Ownership	100.000	Farmers Insurance Exchange	NO	
.0069	Farmers Insurance Group	36889	31-0956373				Farmers Insurance of Columbus, Inc.	OH	IA	Farmers Insurance Exchange	Ownership	100.000	Farmers Insurance Exchange	NO	
							Farmers Property and Casualty Insurance Company				Ownership	100.000	Farmers Insurance Exchange	NO	
.0069	Farmers Insurance Group	00000	05-0476998				Farmers Lloyds, Inc.	TX	NIA		Ownership	100.000	Farmers Insurance Exchange	NO	
.0069	Farmers Insurance Group	13938	75-2483187				Farmers Lloyds Insurance Company of Texas	TX	IA	See Note 12	Attorney In Fact		Farmers Insurance Exchange	YES	
.0069	Farmers Insurance Group	10806	36-4165395				Farmers New Century Insurance Company	IL	IA	Illinois Farmers Insurance Company	Ownership	100.000	Farmers Insurance Exchange	NO	
							Farmers Property and Casualty Insurance Company				Ownership	80.000	Farmers Insurance Exchange	NO	
.0069	Farmers Insurance Group	26298	13-2725441				Farmers Property and Casualty Insurance Company	RI	UDP	Farmers Insurance Exchange	Ownership	10.000	Farmers Insurance Exchange	NO	
.0069	Farmers Insurance Group	26298	13-2725441				Farmers Property and Casualty Insurance Company	RI	UDP	Truck Insurance Exchange	Ownership	10.000	Farmers Insurance Exchange	NO	
.0069	Farmers Insurance Group	26298	13-2725441				Farmers Property and Casualty Insurance Company	RI	UDP	Fire Insurance Exchange	Ownership	10.000	Farmers Insurance Exchange	NO	
							Farmers Services Insurance Agency	CA	NIA	Truck Insurance Exchange	Ownership	100.000	Truck Insurance Exchange	NO	
.0069	Farmers Insurance Group	43699	59-2326047				Farmers Specialty Insurance Company	MI	IA	Foremost Insurance Company Grand Rapids, Michigan	Ownership	100.000	Farmers Insurance Exchange	NO	
.0069	Farmers Insurance Group	24392	74-1067657				Farmers Texas County Mutual Insurance Company	TX	IA	See Note 2	Management		Farmers Insurance Exchange	NO	
							Foremost Insurance Company Grand Rapids, Michigan				Ownership	100.000	Farmers Insurance Exchange	YES	
							FCOA, LLC	DE	NIA	Michigan	Ownership	100.000	Farmers Insurance Exchange	YES	
							FFS Holding, LLC	NW	NIA	Mid-Century Insurance Company	Ownership	100.000	Farmers Insurance Exchange	NO	
.0069	Farmers Insurance Group	21660	95-6235715				Fire Insurance Exchange	CA	IA	See Note 3	Other			NO	
.0069	Farmers Insurance Group	29254	38-1721730				Foremost County Mutual Insurance Company	TX	IA	See Note 4	Management		Farmers Insurance Exchange	NO	
							Foremost Express Insurance Agency, Inc.	MI	NIA	FCOA, LLC	Ownership	100.000	Farmers Insurance Exchange	NO	
.0069	Farmers Insurance Group	11185	38-1407533				Foremost Insurance Company Grand Rapids, Michigan	MI	IA	Farmers Insurance Exchange	Ownership	80.000	Farmers Insurance Exchange	NO	
.0069	Farmers Insurance Group	11185	38-1407533				Foremost Insurance Company Grand Rapids, Michigan	MI	IA	Fire Insurance Exchange	Ownership	10.000	Farmers Insurance Exchange	NO	
.0069	Farmers Insurance Group	11185	38-1407533				Foremost Insurance Company Grand Rapids, Michigan	MI	IA	Truck Insurance Exchange	Ownership	10.000	Farmers Insurance Exchange	NO	

ANNUAL STATEMENT FOR THE YEAR 2023 OF THE FARMERS GROUP PROPERTY AND CASUALTY INSURANCE COMPANY

SCHEDULE Y
PART 1A - DETAIL OF INSURANCE HOLDING COMPANY SYSTEM

1	2	3	4	5	6	7	8	9	10	11	12	13	14	15	16
Group Code	Group Name	NAIC Company Code	ID Number	Federal RSSD	CIK	Name of Securities Exchange if Publicly Traded (U.S. or International)	Names of Parent, Subsidiaries Or Affiliates	Domiciliary Location	Relationship to Reporting Entity	Directly Controlled by (Name of Entity/Person)	Type of Control (Ownership, Board, Management, Attorney-in-Fact, Influence, Other)	If Control is Ownership Provide Percentage	Ultimate Controlling Entity(ies)/Person(s)	Is an SCA Filing Required? (Yes/No)	*
.0069	Farmers Insurance Group	41688	75-1779175				Foremost Lloyds of Texas	TX	IA	See Note 5	Management		Farmers Insurance Exchange	NO	
.0069	Farmers Insurance Group	11800	35-1604635				Foremost Property and Casualty Insurance Company	MI	IA	Foremost Insurance Company Grand Rapids, Michigan	Ownership	100.000	Farmers Insurance Exchange	NO	
.0069	Farmers Insurance Group	41513	38-2430150				Foremost Signature Insurance Company	MI	IA	Foremost Insurance Company Grand Rapids, Michigan	Ownership	100.000	Farmers Insurance Exchange	NO	
		00000	65-1142050				GP, LLC	DE	NIA	Bristol West Holdings, Inc.	Ownership	100.000	Farmers Insurance Exchange	NO	
		00000	99-0083322				Hawaii Insurance Consultants, Ltd.	HI	NIA	Mid-Century Insurance Company	Ownership	100.000	Farmers Insurance Exchange	YES	
.0069	Farmers Insurance Group	21679	36-2661515				Illinois Farmers Insurance Company	IL	IA	Farmers Insurance Exchange	Ownership	100.000	Farmers Insurance Exchange	NO	
		00000	65-0881673				Insurance Data Systems, G.P.	FL	NIA	Bristol West Holdings, Inc.	Ownership	99.900	Farmers Insurance Exchange	NO	
		00000	65-0881673				Insurance Data Systems, G.P.	FL	NIA	GP, LLC	Ownership	0.100	Farmers Insurance Exchange	NO	
		00000	85-2377860				MC Maple Tree, LLC	DE	NIA	Mid-Century Insurance Company	Ownership	1.000	Farmers Insurance Exchange	NO	
.0069	Farmers Insurance Group	21687	95-6016640				Mid-Century Insurance Company	CA	IA	Farmers Insurance Exchange	Ownership	80.000	Farmers Insurance Exchange	NO	
.0069	Farmers Insurance Group	21687	95-6016640				Mid-Century Insurance Company	CA	IA	Fire Insurance Exchange	Ownership	10.000	Farmers Insurance Exchange	NO	
.0069	Farmers Insurance Group	21687	95-6016640				Mid-Century Insurance Company	CA	IA	Truck Insurance Exchange	Ownership	10.000	Farmers Insurance Exchange	NO	
.0069	Farmers Insurance Group	28673	74-2448744				Mid-Century Insurance Company of Texas	TX	IA	Farmers Insurance Exchange	Ownership	100.000	Farmers Insurance Exchange	NO	
.0069	Farmers Insurance Group	10317	95-4528264				Neighborhood Spirit Property and Casualty Company	CA	IA	Fire Insurance Exchange	Ownership	80.000	Fire Insurance Exchange	NO	
.0069	Farmers Insurance Group	10317	95-4528264				Neighborhood Spirit Property and Casualty Company	CA	IA	Truck Insurance Exchange	Ownership	20.000	Fire Insurance Exchange	NO	
.0069	Farmers Insurance Group	33120	65-0109120				Security National Insurance Company	FL	IA	Bristol West Holdings, Inc.	Ownership	100.000	Farmers Insurance Exchange	NO	
.0069	Farmers Insurance Group	21695	94-1663548				Texas Farmers Insurance Company	TX	IA	Farmers Insurance Exchange	Ownership	86.280	Farmers Insurance Exchange	NO	
.0069	Farmers Insurance Group	21695	94-1663548				Texas Farmers Insurance Company	TX	IA	Mid Century Insurance Company	Ownership	13.720	Farmers Insurance Exchange	NO	
.0069	Farmers Insurance Group	44245	13-3551577				Toggle Insurance Company	DE	IA	Mid-Century Insurance Company	Ownership	100.000	Farmers Insurance Exchange	NO	
		00000	83-3256280				Toggle Services, LLC	DE	NIA	Toggle Insurance Company	Ownership	100.000	Farmers Insurance Exchange	NO	
.0069	Farmers Insurance Group	21709	95-2575892				Truck Insurance Exchange	CA	IA	See Note 6	Other			NO	
	***THE FOLLOWING ARE ZURICH INSURANCE GROUP ENTITIES WITHIN NAIC GROUP CODE 0212 AND ARE NOT INCLUDED IN FARMERS INSURANCE GROUP WITHIN NAIC GROUP CODE 0069						***			***			***		
		00000	88-2246655				3PZ Holdings, LLC	DE	OTH	ZSF/Dallas Tower LLC	Ownership	63.770	Zurich Insurance Group Ltd.	NO	11
		00000					Access Franchise Management Limited	GBR	OTH	Zurich Assurance Ltd	Ownership	100.000	Zurich Insurance Group Ltd.	NO	11
		00000					ACN 000 141 051 Ltd.	AUS	OTH	Limited	Ownership	100.000	Zurich Insurance Group Ltd.	NO	11
		00000					Afterland Limited	GBR	OTH	Zurich Assurance Ltd	Ownership	100.000	Zurich Insurance Group Ltd.	NO	11
		00000					AG Haus der Wirtschaft	CHE	OTH	Zurich Versicherungs-Gesellschaft AG	Ownership	8.163	Zurich Insurance Group Ltd.	NO	11
		00000					Allied Dunbar Assurance plc	GBR	OTH	Zurich Financial Services (UKISA) Nominees Limited	Ownership	100.000	Zurich Insurance Group Ltd.	NO	11
		00000					Allied Dunbar Financial Services Limited	GBR	OTH	Allied Dunbar Assurance plc	Ownership	100.000	Zurich Insurance Group Ltd.	NO	11
		00000					Allied Dunbar Provident plc	GBR	OTH	Allied Dunbar Assurance plc	Ownership	100.000	Zurich Insurance Group Ltd.	NO	11
		00000					Allied Zurich Holdings Limited	JEY	OTH	Zurich Versicherungs-Gesellschaft AG	Ownership	100.000	Zurich Insurance Group Ltd.	NO	11
		00000					Allied Zurich Limited	GBR	OTH	Zurich Insurance Group Ltd.	Ownership	100.000	Zurich Insurance Group Ltd.	NO	11
.0212	Zurich U.S. Insurance Pool Group	26247	36-6071400				American Guarantee and Liability Insurance Company	NY	OTH	Zurich American Insurance Company	Ownership	100.000	Zurich Insurance Group Ltd.	YES	11
.0212	Zurich U.S. Insurance Pool Group	40142	36-3141762				American Zurich Insurance Company	IL	OTH	Steadfast Insurance Company	Ownership	100.000	Zurich Insurance Group Ltd.	YES	11
		00000					Applyhere Pty Ltd	AUS	OTH	Davidson Trahaire Holding Pty Ltd	Ownership	100.000	Zurich Insurance Group Ltd.	NO	11
		00000					Ashdale Land and Property Company Limited	GBR	OTH	Zurich Insurance plc	Ownership	100.000	Zurich Insurance Group Ltd.	NO	11
		00000					Asistbras S/A Assist ncia ao Viajante	BRA	OTH	Travel Ace Internacional de Servicios S.A.	Ownership	65.000	Zurich Insurance Group Ltd.	NO	11

ANNUAL STATEMENT FOR THE YEAR 2023 OF THE FARMERS GROUP PROPERTY AND CASUALTY INSURANCE COMPANY

SCHEDULE Y

PART 1A - DETAIL OF INSURANCE HOLDING COMPANY SYSTEM

1	2	3	4	5	6	7	8	9	10	11	12	13	14	15	16
Group Code	Group Name	NAIC Company Code	ID Number	Federal RSSD	CIK	Name of Securities Exchange if Publicly Traded (U.S. or International)	Names of Parent, Subsidiaries Or Affiliates	Domiciliary Location	Relationship to Reporting Entity	Directly Controlled by (Name of Entity/Person)	Type of Control (Ownership, Board, Management, Attorney-in-Fact, Influence, Other)	If Control is Ownership Provide Percentage	Ultimate Controlling Entity(ies)/Person(s)	Is an SCA Filing Required? (Yes/No)	*
		00000					Assistance Online (China) Co Ltd	.CHN	OTH	Assistance Online Pte. Ltd	Ownership	100.000	Zurich Insurance Group Ltd	NO	11
		00000					Assistance Online HK Ltd	.HKG	OTH	Assistance Online HK Ltd	Ownership	0.000	Zurich Insurance Group Ltd	NO	11
		00000					Assistance Online HK Ltd	.HKG	OTH	Assistance Online Pte. Ltd	Ownership	100.000	Zurich Insurance Group Ltd	NO	11
		00000					Assistance Online Pte. Ltd	.SGP	OTH	Customer Care Assistance Pty Ltd	Ownership	100.000	Zurich Insurance Group Ltd	NO	11
		00000					ASTIS Holdings Limited	.AUS	OTH	Cover-More Finance Pty Limited	Ownership	100.000	Zurich Insurance Group Ltd	NO	11
		00000	36-4851720				Aust Office 1, LLC	.DE	OTH	Zurich American Insurance Company	Ownership	100.000	Zurich Insurance Group Ltd	NO	11
		00000					autoSense AG	.CHE	OTH	Zürich Versicherungs-Gesellschaft AG	Ownership	33.330	Zurich Insurance Group Ltd	NO	11
		00000					Ballykilliane Holdings Limited	.IRL	OTH	Zurich Insurance plc	Ownership	100.000	Zurich Insurance Group Ltd	NO	11
		00000					Bansabadell Pensiones, E.G.F.P, S.A.	.ESP	OTH	Zurich Vida, Compañía de Seguros y Reaseguros, S.A. - Sociad	Ownership	50.000	Zurich Insurance Group Ltd	NO	11
		00000					Bansabadell Seguros Generales, S.A. de Seguros y Reaseguros	.ESP	OTH	Zurich Versicherungs-Gesellschaft AG	Ownership	50.000	Zurich Insurance Group Ltd	NO	11
		00000					Bansabadell Servicios Auxiliares De Seguros, S.L.	.ESP	OTH	Bansabadell Seguros Generales, S.A. de Seguros y Reaseguros	Ownership	100.000	Zurich Insurance Group Ltd	NO	11
		00000					Bansabadell Vida S.A. de Seguros y Reaseguros	.ESP	OTH	Zurich Vida, Compañía de Seguros y Reaseguros, S.A. - Sociad	Ownership	50.000	Zurich Insurance Group Ltd	NO	11
		00000					Benefit Finance Partners, L.L.C.	.DE	OTH	Zurich Benefit Finance LLC	Ownership	50.000	Zurich Insurance Group Ltd	NO	11
		00000	13-4097988				BFP Securities LLC	.DE	OTH	Benefit Finance Partners, L.L.C.	Ownership	100.000	Zurich Insurance Group Ltd	NO	11
		00000					Bloomington Office LP	.DE	OTH	Zurich Structured Finance, Inc.	Ownership	99.000	Zurich Insurance Group Ltd	NO	11
		00000					Bloomington Office MGP Manager, Inc	.DE	OTH	Zurich Structured Finance, Inc.	Ownership	100.000	Zurich Insurance Group Ltd	NO	11
		00000					Bloomington Office MGP, LLC	.DE	OTH	Bloomington Office MGP Manager, Inc	Ownership	1.000	Zurich Insurance Group Ltd	NO	11
		00000					Bloomington Office MGP, LLC	.DE	OTH	Zurich Structured Finance, Inc.	Ownership	99.000	Zurich Insurance Group Ltd	NO	11
		00000					Blue Insurance Australia Pty Ltd	.AUS	OTH	Blue Insurance Limited	Ownership	100.000	Zurich Insurance Group Ltd	NO	11
		00000					Blue Insurance Limited	.IRL	OTH	Cover-More Australia Pty Ltd	Ownership	97.610	Zurich Insurance Group Ltd	NO	11
		00000					Blue Marble Capital L.P.	.BMU	OTH	Blue Marble Micro Limited	Ownership	100.000	Zurich Insurance Group Ltd	NO	11
		00000					Blue Marble Micro Limited	.GBR	OTH	Zürich Versicherungs-Gesellschaft AG	Ownership	100.000	Zurich Insurance Group Ltd	NO	11
		00000					Blue Marble Microinsurance, Inc.	.DE	OTH	Blue Marble Micro Limited	Ownership	100.000	Zurich Insurance Group Ltd	NO	11
		00000					Boldoni 3 S.r.l	.ITA	OTH	Zurich Investments Life S.p.A.	Ownership	100.000	Zurich Insurance Group Ltd	NO	11
		00000					Bonus Pensionskassen Aktiengesellschaft	.AUT	OTH	Zurich Versicherungs-Aktiengesellschaft	Ownership	87.500	Zurich Insurance Group Ltd	NO	11
		00000					BONUS Vorsorgekasse AG	.AUT	OTH	Zurich Versicherungs-Aktiengesellschaft	Ownership	50.000	Zurich Insurance Group Ltd	NO	11
		00000	47-2289489				BOS Apt 1, LLC	.DE	OTH	Zurich American Insurance Company	Ownership	100.000	Zurich Insurance Group Ltd	NO	11
		00000	47-2445859				BOS Apt 2, LLC	.DE	OTH	Zurich American Insurance Company	Ownership	100.000	Zurich Insurance Group Ltd	NO	11
		00000	47-2483669				BOS Office 3, LLC	.DE	OTH	Farmers New World Life Insurance Company	Ownership	100.000	Zurich Insurance Group Ltd	NO	11
		00000	37-1849541				BOS Office 4, LLC	.DE	OTH	Zurich American Insurance Company	Ownership	100.000	Zurich Insurance Group Ltd	NO	11
		00000	47-4684158				BOS Retail 1, LLC	.DE	OTH	Zurich American Insurance Company	Ownership	100.000	Zurich Insurance Group Ltd	NO	11
		00000					Boxx Cyber Services Middle East Ltd	.ARE	OTH	Boxx Insurance Inc.	Ownership	100.000	Zurich Insurance Group Ltd	NO	11
		00000					Boxx Insurance Inc.	.CAN	OTH	Zürich Versicherungs-Gesellschaft AG	Ownership	33.333	Zurich Insurance Group Ltd	NO	11
		00000	87-3332812				Boxx Insurance LLC	.FL	OTH	Boxx Insurance Inc.	Ownership	100.000	Zurich Insurance Group Ltd	NO	11
		00000					Boxx Services PTE Limited	.SGP	OTH	Boxx Insurance Inc.	Ownership	100.000	Zurich Insurance Group Ltd	NO	11
		00000					Bristlecourt Limited	.GBR	OTH	Zurich Assurance Ltd	Ownership	100.000	Zurich Insurance Group Ltd	NO	10
		00000					brokerbusiness.ch AG	.CHE	OTH	Zürich Versicherungs-Gesellschaft AG	Ownership	25.000	Zurich Insurance Group Ltd	NO	11
		00000					Cayley Aviation Ltd.	.BMU	OTH	Zurich Insurance Company Ltd, Bermuda Branch	Ownership	100.000	Zurich Insurance Group Ltd	NO	11
		00000					Celta Assistance SL	.ESP	OTH	Universal Assistance S.A.	Ownership	100.000	Zurich Insurance Group Ltd	NO	11
		00000	13-4038482				Centre Group Holdings (U.S.) Limited	.DE	OTH	Zurich Structured Finance, Inc.	Ownership	100.000	Zurich Insurance Group Ltd	NO	11
.0212	Zurich Ins Group	34649	13-2653231				Centre Insurance Company	.DE	OTH	Centre Solutions (U.S.) Limited	Ownership	100.000	Zurich Insurance Group Ltd	NO	11
.0212	Zurich Ins Group	80896	04-1589940				Centre Life Insurance Company	.MA	OTH	Centre Solutions (U.S.) Limited	Ownership	100.000	Zurich Insurance Group Ltd	NO	11
		00000	AA-3190673				Centre Reinsurance (U.S.) Limited	.BMU	OTH	Centre Group Holdings (U.S.) Limited	Ownership	100.000	Zurich Insurance Group Ltd	NO	11
		00000					Centre Solutions (Bermuda) Limited	.BMU	OTH	Zurich Finance Company Ltd	Ownership	100.000	Zurich Insurance Group Ltd	NO	11
		00000	AA-3190822				Centre Solutions (U.S.) Limited	.BMU	OTH	Centre Group Holdings (U.S.) Limited	Ownership	100.000	Zurich Insurance Group Ltd	NO	11

ANNUAL STATEMENT FOR THE YEAR 2023 OF THE FARMERS GROUP PROPERTY AND CASUALTY INSURANCE COMPANY

SCHEDULE Y
PART 1A - DETAIL OF INSURANCE HOLDING COMPANY SYSTEM

1	2	3	4	5	6	7	8	9	10	11	12	13	14	15	16
Group Code	Group Name	NAIC Company Code	ID Number	Federal RSSD	CIK	Name of Securities Exchange if Publicly Traded (U.S. or International)	Names of Parent, Subsidiaries Or Affiliates	Domiciliary Location	Relationship to Reporting Entity	Directly Controlled by (Name of Entity/Person)	Type of Control (Ownership, Board, Management, Attorney-in-Fact, Influence, Other)	If Control is Ownership Provide Percentage	Ultimate Controlling Entity(ies)/Person(s)	Is an SCA Filing Required? (Yes/No)	*
		00000	32-0616217				Charlotte Industrial 2, LLC	DE	OTH	Farmers New World Life Insurance Company	Ownership	100.000	Zurich Insurance Group Ltd.	NO	11
		00000	88-0601732				Charlotte Industrial 3, LLC	DE	OTH	Farmers New World Life Insurance Company	Ownership	100.000	Zurich Insurance Group Ltd.	NO	11
		00000	30-1113235				Charlotte Office 1, LLC	DE	OTH	Zurich American Insurance Company	Ownership	100.000	Zurich Insurance Group Ltd.	NO	11
		00000	38-3988749				CHI APT 1, LLC	DE	OTH	Zurich American Insurance Company	Ownership	100.000	Zurich Insurance Group Ltd.	NO	11
		00000	47-4429730				CHI IND 1, LLC	DE	OTH	Farmers New World Life Insurance Company	Ownership	100.000	Zurich Insurance Group Ltd.	NO	10
		00000	87-2430690				CHI IND 6, LLC	DE	OTH	Farmers New World Life Insurance Company	Ownership	100.000	Zurich Insurance Group Ltd.	NO	11
		00000					Chilena Consolidada Seguros de Vida S.A.	CHL	OTH	Inversiones Suizo Chilena S.A.	Ownership	98.977	Zurich Insurance Group Ltd.	NO	10
		00000	AA-2280100		196453	Bolsa de Comercio de Santiago	Chilena Consolidada Seguros Generales S.A.	CHL	OTH	Chilena Consolidada Seguros de Vida S.A.	Ownership	7.405	Zurich Insurance Group Ltd.	NO	10
		00000	AA-2280100		196453	Bolsa de Comercio de Santiago	Chilena Consolidada Seguros Generales S.A.	CHL	OTH	Inversiones Suizo Chilena S.A.	Ownership	82.732	Zurich Insurance Group Ltd.	NO	10
		00000			0000034431	Second Marche part of Euronext Paris stock exchange since 1987	COFITEM-COFIMUR	FRA	OTH	Zurich Versicherungs-Gesellschaft AG	Ownership	12.405	Zurich Insurance Group Ltd.	NO	11
0212	Zurich U.S. Insurance Pool Group	34347	52-1096670				Colonial American Casualty and Surety Company	IL	OTH	Fidelity and Deposit Company of Maryland	Ownership	100.000	Zurich Insurance Group Ltd.	NO	11
		00000					Concisa Vorsorgeberatung und Management AG	AUT	OTH	Bonus Pensionskassen Aktiengesellschaft	Ownership	100.000	Zurich Insurance Group Ltd.	NO	11
		00000					Concourse Skelmersdale Limited	GBR	OTH	Zurich Financial Services (UKISA) Limited	Ownership	100.000	Zurich Insurance Group Ltd.	NO	11
		00000					Cover-More (NZ) Limited	NZL	OTH	Cover-More Australia Pty Ltd	Ownership	100.000	Zurich Insurance Group Ltd.	NO	11
		00000					Cover-More Asia Pte. Ltd	SGP	OTH	Travel Assist Pty Limited	Ownership	100.000	Zurich Insurance Group Ltd.	NO	11
		00000					Cover-More Australia Pty Ltd	AUS	OTH	Cover-More Holdings Pty Ltd	Ownership	100.000	Zurich Insurance Group Ltd.	NO	11
		00000					Cover-More Finance Pty Limited	AUS	OTH	Cover-More Group Limited	Ownership	100.000	Zurich Insurance Group Ltd.	NO	11
		00000					Cover-More Group Limited	AUS	OTH	Zurich Travel Solutions Pty Limited	Ownership	100.000	Zurich Insurance Group Ltd.	NO	11
		00000					Cover-More Holdings Pty Ltd	AUS	OTH	Travel Assist Pty Limited	Ownership	100.000	Zurich Insurance Group Ltd.	NO	11
		00000					Cover-More Holdings USA Inc.	DE	OTH	Travel Assist Pty Limited	Ownership	100.000	Zurich Insurance Group Ltd.	NO	11
		00000					Cover-More Inc.	DE	OTH	Cover-More Holdings USA Inc.	Ownership	100.000	Zurich Insurance Group Ltd.	NO	11
		00000					Cover-More Insurance Services Limited	GBR	OTH	Cover-More Australia Pty Ltd	Ownership	100.000	Zurich Insurance Group Ltd.	NO	11
		00000					Cover-More Insurance Services Pty Ltd	AUS	OTH	Travel Assist Pty Limited	Ownership	100.000	Zurich Insurance Group Ltd.	NO	11
		00000					CREC (Bloomington) Lender, LLC	DE	OTH	Zurich Structured Finance, Inc.	Ownership	0.000	Zurich Insurance Group Ltd.	NO	11
		00000	87-4778868				CREC (Dallas) Lender, LLC	DE	OTH	Zurich Structured Finance, Inc.	Ownership	100.000	Zurich Insurance Group Ltd.	NO	11
		00000					CREC (Durham), LLC	DE	OTH	Zurich Structured Finance, Inc.	Ownership	100.000	Zurich Insurance Group Ltd.	NO	11
		00000					CREC (Hagerstown) Lender, LLC	DE	OTH	Zurich Structured Finance, Inc.	Ownership	100.000	Zurich Insurance Group Ltd.	NO	11
		00000					CREC (Hagerstown) Owner, LLC	MD	OTH	Zurich Structured Finance, Inc.	Ownership	0.000	Zurich Insurance Group Ltd.	NO	11
		00000					CREC (Las Vegas), LLC	DE	OTH	Zurich Structured Finance, Inc.	Ownership	100.000	Zurich Insurance Group Ltd.	NO	11
		00000					CREC (Sioux Falls) Lender, LLC	DE	OTH	Zurich Structured Finance, Inc.	Ownership	100.000	Zurich Insurance Group Ltd.	NO	11
		00000					CREC (Sioux Falls) Owner, LLC	DE	OTH	Zurich Structured Finance, Inc.	Ownership	100.000	Zurich Insurance Group Ltd.	NO	11
		00000					CREC (Sioux Falls), LLC	DE	OTH	Zurich Structured Finance, Inc.	Ownership	100.000	Zurich Insurance Group Ltd.	NO	11
		00000					Customer Care Assistance Pty Ltd	AUS	OTH	Customer Care Holdings Pty Ltd	Ownership	100.000	Zurich Insurance Group Ltd.	NO	11
		00000					Customer Care Holdings Pty Ltd	AUS	OTH	Travel Assist Pty Limited	Ownership	100.000	Zurich Insurance Group Ltd.	NO	11
		00000					Customer Care Pty Ltd	AUS	OTH	Customer Care Holdings Pty Ltd	Ownership	100.000	Zurich Insurance Group Ltd.	NO	11
		00000					DA Deutsche Allgemeine Versicherung Aktiengesellschaft	DEU	OTH	Zurich Beteiligungs-Aktiengesellschaft (Deutschland)	Ownership	100.000	Zurich Insurance Group Ltd.	NO	11
		00000					Dallas Office MGP Manager, Inc.	DE	OTH	Zurich Structured Finance, Inc.	Ownership	100.000	Zurich Insurance Group Ltd.	NO	11
		00000					Dallas Office MGP, LLC	DE	OTH	Dallas Office MGP Manager, Inc.	Ownership	1.000	Zurich Insurance Group Ltd.	NO	11
		00000					Dallas Office MGP, LLC	DE	OTH	Zurich Structured Finance, Inc.	Ownership	99.000	Zurich Insurance Group Ltd.	NO	11
		00000					Dallas Tower LP	DE	OTH	Zurich Structured Finance, Inc.	Ownership	99.000	Zurich Insurance Group Ltd.	NO	11
		00000					Davidson Trahaire Corpsych (Singapore) Pte. Limited	SGP	OTH	DTC Bidco Pty Ltd	Ownership	100.000	Zurich Insurance Group Ltd.	NO	11
		00000					Davidson Trahaire Corpsych Pty Ltd	AUS	OTH	Applyhere Pty Ltd	Ownership	35.000	Zurich Insurance Group Ltd.	NO	11
		00000					Davidson Trahaire Corpsych Pty Ltd	AUS	OTH	Davidson Trahaire Holding Pty Ltd	Ownership	65.000	Zurich Insurance Group Ltd.	NO	11

ANNUAL STATEMENT FOR THE YEAR 2023 OF THE FARMERS GROUP PROPERTY AND CASUALTY INSURANCE COMPANY

SCHEDULE Y

PART 1A - DETAIL OF INSURANCE HOLDING COMPANY SYSTEM

1	2	3	4	5	6	7	8	9	10	11	12	13	14	15	16
Group Code	Group Name	NAIC Company Code	ID Number	Federal RSSD	CIK	Name of Securities Exchange if Publicly Traded (U.S. or International)	Names of Parent, Subsidiaries Or Affiliates	Domi-ciliary Location	Relation-ship to Reporting Entity	Directly Controlled by (Name of Entity/Person)	Type of Control (Ownership, Board, Management, Attorney-in-Fact, Influence, Other)	If Control is Ownership Provide Percentage	Ultimate Controlling Entity(ies)/Person(s)	Is an SCA Filing Re-quired? (Yes/No)	*
		00000					Davidson Trahaire Holding Pty Ltd	.AUS	OTH	DTC Australia Pty Ltd	Ownership	100.000	Zurich Insurance Group Ltd	NO	11
		00000					DB Vita S.A.	.LUX	OTH	Deutscher Herold Aktiengesellschaft	Ownership	25.000	Zurich Insurance Group Ltd	NO	11
		00000	82-2833981				DC Retail 1, LLC	.DE	OTH	Farmers New World Life Insurance Company	Ownership	100.000	Zurich Insurance Group Ltd	NO	11
		00000	84-3610066				DEN Industrial 1, LLC	.DE	OTH	Farmers New World Life Insurance Company	Ownership	100.000	Zurich Insurance Group Ltd	NO	11
		00000					DEN Industrial 2, LLC	.DE	OTH	Zurich American Insurance Company	Ownership	100.000	Zurich Insurance Group Ltd	NO	11
		00000					Dentolo Deutschland GmbH	.DEU	OTH	Zürich Beteiligungs-Aktiengesellschaft (Deutschland)	Ownership	100.000	Zurich Insurance Group Ltd	NO	11
		00000					Derimed S.A.	.ARG	OTH	Zürich Versicherungs-Gesellschaft AG	Ownership	100.000	Zurich Insurance Group Ltd	NO	11
		00000					Deutsche Zurich Pensiones, Entidad Gestora de Fondos de Pens	.ESP	OTH	Zurich Vida, Compania de Seguros y Reaseguros, S.A. - Socied	Ownership	50.000	Zurich Insurance Group Ltd	NO	11
		00000					Deutscher Herold Aktiengesellschaft	.DEU	OTH	Zurich Beteiligungs-Aktiengesellschaft (Deutschland)	Ownership	79.826	Zurich Insurance Group Ltd	NO	11
		00000					Deutscher Pensionsfonds Aktiengesellschaft	.DEU	OTH	Deutscher Herold Aktiengesellschaft	Ownership	74.900	Zurich Insurance Group Ltd	NO	11
		00000					Deutsches Institut für Altersvorsorge GmbH	.DEU	OTH	Deutscher Herold Aktiengesellschaft	Ownership	22.000	Zurich Insurance Group Ltd	NO	11
		00000					DIG GmbH	.DEU	OTH	Digital Insurance Group B.V.	Ownership	100.000	Zurich Insurance Group Ltd	NO	11
		00000					DTC Australia Pty Ltd	.AUS	OTH	DTC Bidco Pty Ltd	Ownership	100.000	Zurich Insurance Group Ltd	NO	11
		00000					DTC Bidco Pty Ltd	.AUS	OTH	DTC Holdco Pty Ltd	Ownership	100.000	Zurich Insurance Group Ltd	NO	11
		00000					DTC Holdco Pty Ltd	.AUS	OTH	ASTIS Holdings Limited	Ownership	100.000	Zurich Insurance Group Ltd	NO	11
		00000					DTC NZ Bidco Limited	.NZL	OTH	DTC Bidco Pty Ltd	Ownership	100.000	Zurich Insurance Group Ltd	NO	11
		00000					Dunbar Assets Ireland	.IRL	OTH	ZCM Asset Holding Company (Bermuda) Limited	Ownership	0.000	Zurich Insurance Group Ltd	NO	11
		00000					Dunbar Assets Ireland	.IRL	OTH	Zurich Finance Company Ltd	Ownership	0.037	Zurich Insurance Group Ltd	NO	11
		00000					Dunbar Assets plc	.GBR	OTH	Dunbar Assets Ireland	Ownership	100.000	Zurich Insurance Group Ltd	NO	11
		00000					Dusfal S.A.	.URY	OTH	Zürich Versicherungs-Gesellschaft AG	Ownership	100.000	Zurich Insurance Group Ltd	NO	11
		00000					Eagle Star (Leasing) Limited	.GBR	OTH	Zurich Assurance Ltd	Ownership	100.000	Zurich Insurance Group Ltd	NO	11
		00000					Eagle Star European Life Assurance Company Limited	.IRL	OTH	Zurich Life Assurance plc	Ownership	100.000	Zurich Insurance Group Ltd	NO	11
		00000					Eagle Star Group Services Limited	.GBR	OTH	Eagle Star Holdings Limited	Ownership	100.000	Zurich Insurance Group Ltd	NO	11
		00000					Eagle Star Holding Company of Ireland	.IRL	OTH	Zurich Assurance Ltd	Ownership	0.001	Zurich Insurance Group Ltd	NO	11
		00000					Eagle Star Holding Company of Ireland	.IRL	OTH	Zurich Assurance Ltd	Ownership	99.999	Zurich Insurance Group Ltd	NO	11
		00000					Eagle Star Holdings Limited	.GBR	OTH	Zurich Financial Services (UKISA) Limited	Ownership	100.000	Zurich Insurance Group Ltd	YES	11
		00000					EcoHub AG	.CHE	OTH	Zürich Versicherungs-Gesellschaft AG	Ownership	6.164	Zurich Insurance Group Ltd	NO	11
		00000					Edilspettacolo SRL	.ITA	OTH	Rappresentanza Generale per l	Ownership	35.712	Zurich Insurance Group Ltd	NO	11
.0212	Zurich U.S. Insurance Pool Group	21326	47-6022701				Empire Fire and Marine Insurance Company	.IL	OTH	Zurich American Insurance Company	Ownership	100.000	Zurich Insurance Group Ltd	NO	11
.0212	Zurich U.S. Insurance Pool Group	21334	73-6091717				Empire Indemnity Insurance Company	.OK	OTH	Zurich American Insurance Company	Ownership	100.000	Zurich Insurance Group Ltd	NO	11
		00000					Employee Services Limited	.GBR	OTH	Allied Dunbar Financial Services Limited	Ownership	100.000	Zurich Insurance Group Ltd	NO	11
		00000					Endsleigh Financial Services Limited	.GBR	OTH	Zurich Holdings (UK) Limited	Ownership	100.000	Zurich Insurance Group Ltd	NO	11
		00000					Endsleigh Pension Trustee Limited	.GBR	OTH	Zurich Holdings (UK) Limited	Ownership	100.000	Zurich Insurance Group Ltd	NO	11
		00000					Eritage S.A.	.URY	OTH	Zürich Versicherungs-Gesellschaft AG	Ownership	100.000	Zurich Insurance Group Ltd	NO	11
		00000					ES Plympton Nominee 1 Limited	.GBR	OTH	Zurich Assurance Ltd	Ownership	100.000	Zurich Insurance Group Ltd	NO	11
		00000					ES Plympton Nominee 2 Limited	.GBR	OTH	Zurich Assurance Ltd	Ownership	100.000	Zurich Insurance Group Ltd	NO	11
		00000					Euclid KY Annex, LP	.DE	OTH	Zurich Structured Finance, Inc.	Ownership	99.000	Zurich Insurance Group Ltd	NO	10
		00000					Euclid Office LP	.DE	OTH	Zurich Structured Finance, Inc.	Ownership	99.000	Zurich Insurance Group Ltd	NO	10
		00000					Euclid Warehouses LP	.DE	OTH	Zurich Structured Finance, Inc.	Ownership	99.000	Zurich Insurance Group Ltd	NO	11
		00000					Euroamérica Administradora General de Fondos S.A.	.CHL	OTH	Chilena Consolidada Seguros de Vida S.A.	Ownership	100.000	Zurich Insurance Group Ltd	NO	11
		00000					Extremus Versicherung-Aktiengesellschaft	.DEU	OTH	Zurich Insurance plc Niederlassung für Deutschland	Ownership	5.000	Zurich Insurance Group Ltd	NO	11
		00000	45-3561769				Farmers Family Fund	.CA	OTH	Farmers Group, Inc.	Ownership	100.000	Zurich Insurance Group Ltd	NO	10

97.5

ANNUAL STATEMENT FOR THE YEAR 2023 OF THE FARMERS GROUP PROPERTY AND CASUALTY INSURANCE COMPANY

SCHEDULE Y

PART 1A - DETAIL OF INSURANCE HOLDING COMPANY SYSTEM

1	2	3	4	5	6	7	8	9	10	11	12	13	14	15	16
Group Code	Group Name	NAIC Company Code	ID Number	Federal RSSD	CIK	Name of Securities Exchange if Publicly Traded (U.S. or International)	Names of Parent, Subsidiaries Or Affiliates	Domi-ciliary Location	Relation-ship to Reporting Entity	Directly Controlled by (Name of Entity/Person)	Type of Control (Ownership, Board, Management, Attorney-in-Fact, Influence, Other)	If Control is Ownership Provide Percentage	Ultimate Controlling Entity(ies)/Person(s)	Is an SCA Filing Re-quired? (Yes/No)	*
		00000	95-3003951				Farmers General Insurance Agency, Inc.	RI	OTH	FIG Leasing Co, Inc.	Ownership	100.000	Zurich Insurance Group Ltd.	NO	10
		00000	95-0725935				Farmers Group, Inc.	NV	OTH	Zurich Insurance Group Ltd.	Ownership	12.100	Zurich Insurance Group Ltd.	NO	10
		00000	95-0725935				Farmers Group, Inc.	NV	OTH	Zurich Versicherungs-Gesellschaft AG	Ownership	87.900	Zurich Insurance Group Ltd.	NO	10
.0212	Zurich Ins Group	00000	46-4261000				Farmers Life Insurance Company of New York	NY	OTH	Farmers New World Life Insurance Company	Ownership	100.000	Zurich Insurance Group Ltd.	NO	11
.0212	Zurich Ins Group	63177	91-0335750				Farmers New World Life Insurance Company	WA	OTH	Farmers Group, Inc.	Ownership	100.000	Zurich Insurance Group Ltd.	NO	10
.0212	Zurich Ins Group	10873	95-4650862				Farmers Reinsurance Company	CA	OTH	Farmers Group, Inc.	Ownership	100.000	Zurich Insurance Group Ltd.	NO	10
		00000					Farmers Services Corporation	NV	OTH	Farmers Group, Inc.	Ownership	100.000	Zurich Insurance Group Ltd.	NO	11
		00000					Farmers Underwriters Association	CA	OTH	Farmers Group, Inc.	Ownership	100.000	Zurich Insurance Group Ltd.	NO	11
.0212	Zurich U.S. Insurance Pool Group	39306	13-3046577				Fidelity and Deposit Company of Maryland	IL	OTH	Zurich American Insurance Company	Ownership	100.000	Zurich Insurance Group Ltd.	NO	11
		00000					FIG Holding Company	CA	OTH	Farmers Group, Inc.	Ownership	100.000	Zurich Insurance Group Ltd.	NO	11
		00000					FIG Leasing Co., Inc.	CA	OTH	Farmers Group, Inc.	Ownership	100.000	Zurich Insurance Group Ltd.	NO	10
		00000	95-2670247				Fire Underwriters Association	CA	OTH	Farmers Group, Inc.	Ownership	100.000	Zurich Insurance Group Ltd.	NO	10
		00000					Fitsense Insurance Services Pty Ltd	AUS	OTH	Travel Assist Pty Limited	Ownership	100.000	Zurich Insurance Group Ltd.	NO	10
		00000					Futuro de Bolivia S.A. Administradora de Fondos de Pensiones	BOL	OTH	Zurich Boliviana Seguros Personales S.A.	Ownership	8.422	Zurich Insurance Group Ltd.	NO	11
		00000					Futuro de Bolivia S.A. Administradora de Fondos de Pensiones	BOL	OTH	Zurich South America Invest AB	Ownership	71.578	Zurich Insurance Group Ltd.	NO	11
		00000	83-1572480				FX Insurance Agency Hawaii, LLC	HI	OTH	FIG Leasing Co., Inc.	Ownership	100.000	Zurich Insurance Group Ltd.	NO	10
		00000	35-2281892				FX Insurance Agency, LLC	DE	OTH	FIG Leasing Co., Inc.	Ownership	100.000	Zurich Insurance Group Ltd.	NO	11
		00000					General Surety & Guarantee Co Limited	GBR	OTH	Zurich Insurance Company (U.K.) Limited	Ownership	100.000	Zurich Insurance Group Ltd.	NO	11
		00000					Groveswood Property Holdings Limited	GBR	OTH	Eagle Star Holdings Limited	Ownership	100.000	Zurich Insurance Group Ltd.	NO	11
		00000					H4B Humboldthafen Einheitsgesellschaft GmbH&Co.KG	DEU	OTH	REX-ZDHL S.C.S. SICAV-SIF	Ownership	94.900	Zurich Insurance Group Ltd.	NO	11
		00000					Halo Holdco Limited	GBR	OTH	Cover-More Australia Pty Ltd	Ownership	100.000	Zurich Insurance Group Ltd.	NO	10
		00000					Halo Holdco Limited	GBR	OTH	Zürich Versicherungs-Gesellschaft AG	Ownership	0.000	Zurich Insurance Group Ltd.	NO	11
		00000					Halo Insurance Services Limited	GBR	OTH	Halo Holdco Limited	Ownership	100.000	Zurich Insurance Group Ltd.	NO	11
		00000					Halo Insurance Services Pty Ltd	AUS	OTH	Halo Insurance Services Limited	Ownership	100.000	Zurich Insurance Group Ltd.	NO	11
		00000					Hawkcentral Limited	GBR	OTH	Zurich Assurance Ltd	Ownership	100.000	Zurich Insurance Group Ltd.	NO	11
		00000					Healthsite Proprietary Limited	ZAF	OTH	Zürich Versicherungs-Gesellschaft AG	Ownership	100.000	Zurich Insurance Group Ltd.	NO	11
		00000					Healthlogix Pty Ltd	AUS	OTH	Insite Holdings Pty Ltd	Ownership	100.000	Zurich Insurance Group Ltd.	NO	11
		00000					Healthlogix Tecnologia Eireli	BRA	OTH	Healthlogix Pty Ltd	Ownership	100.000	Zurich Insurance Group Ltd.	NO	11
		00000					Herengracht Investments B.V	DEU	OTH	RE Curve Holding B.V.	Ownership	100.000	Zurich Insurance Group Ltd.	NO	11
		00000	46-2975161				HOU IND 1, LLC	DE	OTH	Zurich American Insurance Company	Ownership	100.000	Zurich Insurance Group Ltd.	NO	11
		00000	46-2984834				HOU IND 2, LLC	DE	OTH	Zurich American Insurance Company	Ownership	100.000	Zurich Insurance Group Ltd.	NO	11
		00000					HOU IND 3, LLC	DE	OTH	Zurich American Insurance Company	Ownership	100.000	Zurich Insurance Group Ltd.	NO	10
		00000					Independence Center Realty L.P.	DE	OTH	Philadelphia Investor, LLC	Ownership	89.000	Zurich Insurance Group Ltd.	NO	11
		00000					INNATE, Inc.	DC	OTH	Cover-More Holdings USA Inc.	Ownership	100.000	Zurich Insurance Group Ltd.	NO	11
		00000					Insite Holdings Pty Ltd	AUS	OTH	Zürich Versicherungs-Gesellschaft AG	Ownership	100.000	Zurich Insurance Group Ltd.	NO	11
		00000					INTEGRA Versicherungsdienst GmbH	AUT	OTH	Zurich Versicherungs-Aktiengesellschaft	Ownership	100.000	Zurich Insurance Group Ltd.	NO	11
		00000					Intelligent Technologies OÜ	EST	OTH	Zürich Versicherungs-Gesellschaft AG	Ownership	100.000	Zurich Insurance Group Ltd.	NO	11
		00000					International Travel Assistance S.A.	PAN	OTH	Zürich Versicherungs-Gesellschaft AG	Ownership	55.000	Zurich Insurance Group Ltd.	NO	11
		00000					Inversiones Suizo Chilena S.A.	CHL	OTH	Inversiones Suizo-Argentina S.A.	Ownership	0.001	Zurich Insurance Group Ltd.	NO	11
		00000					Inversiones Suizo Chilena S.A.	CHL	OTH	Zurich Versicherungs-Gesellschaft AG	Ownership	99.999	Zurich Insurance Group Ltd.	NO	11
		00000					Inversiones Suizo-Argentina S.A.	ARG	OTH	Zurich Lebensversicherungs-Gesellschaft AG	Ownership	5.004	Zurich Insurance Group Ltd.	NO	11
		00000					Inversiones Suizo-Argentina S.A.	ARG	OTH	Zurich Versicherungs-Gesellschaft AG	Ownership	94.996	Zurich Insurance Group Ltd.	NO	11
		00000					Inversiones ZS America Dos Limitada	CHL	OTH	Inversiones ZS America SpA	Ownership	100.000	Zurich Insurance Group Ltd.	NO	11
		00000					Inversiones ZS America SpA	CHL	OTH	Zurich Santander Insurance America, S.L.	Ownership	100.000	Zurich Insurance Group Ltd.	NO	11
		00000					Inversiones ZS America Tres SpA	CHL	OTH	Zurich Santander Insurance America, S.L.	Ownership	100.000	Zurich Insurance Group Ltd.	NO	11

ANNUAL STATEMENT FOR THE YEAR 2023 OF THE FARMERS GROUP PROPERTY AND CASUALTY INSURANCE COMPANY

SCHEDULE Y
PART 1A - DETAIL OF INSURANCE HOLDING COMPANY SYSTEM

1	2	3	4	5	6	7	8	9	10	11	12	13	14	15	16
Group Code	Group Name	NAIC Company Code	ID Number	Federal RSSD	CIK	Name of Securities Exchange if Publicly Traded (U.S. or International)	Names of Parent, Subsidiaries Or Affiliates	Domi-ciliary Location	Relation-ship to Reporting Entity	Directly Controlled by (Name of Entity/Person)	Type of Control (Ownership, Board, Management, Attorney-in-Fact, Influence, Other)	If Control is Ownership Provide Percentage	Ultimate Controlling Entity(ies)/Person(s)	Is an SCA Filing Re-quired? (Yes/No)	*
		00000					Irish National Insurance Company p.l.c.	.IRL	OTH	Zurich Insurance plc	Ownership	100.000	Zurich Insurance Group Ltd.	NO	11
		00000					Isis S.A.	.ARG	OTH	Inversiones Suizo-Argentina S.A.	Ownership	60.501	Zurich Insurance Group Ltd.	NO	11
		00000					Isis S.A.	.ARG	OTH	Zurich Versicherungs-Gesellschaft AG	Ownership	39.499	Zurich Insurance Group Ltd.	NO	11
		00000					Karvat Cover-More Assist. Pvt Ltd.	.IND	OTH	Cover-More Asia Pte. Ltd	Ownership	100.000	Zurich Insurance Group Ltd.	NO	11
		00000					Kennet Road 1 UK Limited	.GBR	OTH	Zurich Assurance Ltd	Ownership	100.000	Zurich Insurance Group Ltd.	NO	11
		00000					Kennet Road 2 UK Limited	.GBR	OTH	Zurich Assurance Ltd	Ownership	100.000	Zurich Insurance Group Ltd.	NO	11
		00000					Klare Corredora de Seguros S.A.	.CHL	OTH	Zurich Insurance Mobile Solutions AG	Ownership	49.900	Zurich Insurance Group Ltd.	NO	11
		00000					Komparu B.V.	.NLD	OTH	Digital Insurance Group B.V.	Ownership	100.000	Zurich Insurance Group Ltd.	NO	11
		00000					Kono Insurance Limited	.HKG	OTH	Zurich Versicherungs-Gesellschaft AG	Ownership	100.000	Zurich Insurance Group Ltd.	NO	11
		00000	38-2336672				Kraft Lake Insurance Agency, Inc.	.MI	OTH	FIG Leasing Co, Inc.	Ownership	100.000	Zurich Insurance Group Ltd.	NO	10
		00000	88-1615240				LA Apt. 1, LLC	.DE	OTH	Zurich American Insurance Company	Ownership	100.000	Zurich Insurance Group Ltd.	NO	11
		00000	36-4877375				LA Industrial 1, LLC	.DE	OTH	Zurich American Insurance Company	Ownership	100.000	Zurich Insurance Group Ltd.	NO	11
		00000	85-3842785				La Industrial 2, LLC	.DE	OTH	Farmers New World Life Insurance Company	Ownership	100.000	Zurich Insurance Group Ltd.	NO	11
		00000	88-3063378				LA Industrial 4, LLC	.DE	OTH	Zurich American Insurance Company	Ownership	100.000	Zurich Insurance Group Ltd.	NO	11
		00000	47-1325180				LA Retail 1 LLC	.DE	OTH	Zurich American Insurance Company	Ownership	100.000	Zurich Insurance Group Ltd.	NO	11
		00000					Manon Vision Co., Ltd.	.THA	OTH	Centre Solutions (Bermuda) Limited	Ownership	0.001	Zurich Insurance Group Ltd.	NO	11
		00000					Manon Vision Co., Ltd.	.THA	OTH	Zurich Finance Company Ltd	Ownership	0.001	Zurich Insurance Group Ltd.	NO	11
		00000					Manon Vision Co., Ltd.	.THA	OTH	Zurich Versicherungs-Gesellschaft AG	Ownership	99.999	Zurich Insurance Group Ltd.	NO	11
		00000					MEATPACKING B.V.	.NLD	OTH	Rock Inne Vastgoed B.V.	Ownership	100.000	Zurich Insurance Group Ltd.	NO	11
		00000					Medidata AG	.CHE	OTH	Zurich Versicherungs-Gesellschaft AG	Ownership	8.852	Zurich Insurance Group Ltd.	NO	11
		00000					MI Administrators, LLC	.DE	OTH	FIG Leasing Co., Inc.	Ownership	100.000	Zurich Insurance Group Ltd.	NO	11
		00000	30-0947450				MIAMI INDUSTRIAL 1, LLC	.DE	OTH	Zurich American Insurance Company	Ownership	100.000	Zurich Insurance Group Ltd.	NO	11
		00000	81-3346909				Miami Industrial 2, LLC	.DE	OTH	Farmers New World Life Insurance Company	Ownership	100.000	Zurich Insurance Group Ltd.	NO	10
		00000	38-4002060				Miami Office 2, LLC	.DE	OTH	Zurich American Insurance Company	Ownership	100.000	Zurich Insurance Group Ltd.	NO	10
		00000	35-2567170				MIAMI OFFICE 3, LLC	.DE	OTH	Zurich American Insurance Company	Ownership	100.000	Zurich Insurance Group Ltd.	NO	10
		00000	61-1852255				Miami Retail 1, LLC	.DE	OTH	Zurich American Insurance Company	Ownership	100.000	Zurich Insurance Group Ltd.	NO	10
		00000					Minas Brasil Promotora de Servicos S/A	.BRA	OTH	Zurich Minas Brasil Seguros S.A.	Ownership	100.000	Zurich Insurance Group Ltd.	NO	11
		00000	30-1003542				MSP APT 1, LLC	.DE	OTH	Zurich American Insurance Company	Ownership	100.000	Zurich Insurance Group Ltd.	NO	10
		00000	87-1630047				Nashville Apt. 1, LLC	.DE	OTH	Zurich American Insurance Company	Ownership	0.000	Zurich Insurance Group Ltd.	NO	11
		00000	30-1004249				Nashville Office 1, LLC	.DE	OTH	Zurich American Insurance Company	Ownership	100.000	Zurich Insurance Group Ltd.	NO	10
		00000					Navigators and General Insurance Company Limited	.GBR	OTH	Zurich Insurance plc	Ownership	100.000	Zurich Insurance Group Ltd.	NO	11
		00000					Nearheath Limited	.GBR	OTH	Zurich Assurance Ltd	Ownership	100.000	Zurich Insurance Group Ltd.	NO	11
		00000	30-1071415				NY Industrial 1, LLC	.DE	OTH	Zurich American Insurance Company	Ownership	100.000	Zurich Insurance Group Ltd.	NO	11
		00000					Oak Underwriting plc	.GBR	OTH	Zurich Holdings (UK) Limited	Ownership	100.000	Zurich Insurance Group Ltd.	NO	11
		00000					OnePath General Insurance Pty Limited	.AUS	OTH	Zurich Financial Services Australia Limited	Ownership	100.000	Zurich Insurance Group Ltd.	NO	11
		00000					OnePath Life Australia Holdings Pty Ltd	.AUS	OTH	Zurich Financial Services Australia Limited	Ownership	100.000	Zurich Insurance Group Ltd.	NO	11
		00000					OnePath Life Limited	.AUS	OTH	OnePath Life Australia Holdings Pty Ltd	Ownership	100.000	Zurich Insurance Group Ltd.	NO	11
		00000					Orange Stone Company	.IRL	OTH	Zurich Finance Company AG	Ownership	100.000	Zurich Insurance Group Ltd.	NO	11
		00000					Orion Rechtsschutz-Versicherung AG	.CHE	OTH	Zurich Versicherungs-Gesellschaft AG	Ownership	78.000	Zurich Insurance Group Ltd.	NO	11
		00000					Parcelgate Limited	.GBR	OTH	Zurich Assurance Ltd	Ownership	100.000	Zurich Insurance Group Ltd.	NO	11
		00000					Perils AG	.CHE	OTH	Zurich Versicherungs-Gesellschaft AG	Ownership	11.111	Zurich Insurance Group Ltd.	NO	11
		00000					Perunsel S.A.	.URY	OTH	Zürich Versicherungs-Gesellschaft AG	Ownership	60.000	Zurich Insurance Group Ltd.	NO	11
		00000					PFS Pension Fund Services AG	.CHE	OTH	Zürich Versicherungs-Gesellschaft AG	Ownership	18.433	Zurich Insurance Group Ltd.	NO	11
		00000	35-2553880				Philly Office 1, LLC	.DE	OTH	Zurich American Insurance Company	Ownership	100.000	Zurich Insurance Group Ltd.	NO	11
		00000	87-1553300				Philly Office Land, LLC	.DE	OTH	Zurich American Insurance Company	Ownership	100.000	Zurich Insurance Group Ltd.	NO	11
		00000	47-1392591				POR Apt 1, LLC	.DE	OTH	Zurich American Insurance Company	Ownership	100.000	Zurich Insurance Group Ltd.	NO	11

ANNUAL STATEMENT FOR THE YEAR 2023 OF THE FARMERS GROUP PROPERTY AND CASUALTY INSURANCE COMPANY

SCHEDULE Y
PART 1A - DETAIL OF INSURANCE HOLDING COMPANY SYSTEM

1	2	3	4	5	6	7	8	9	10	11	12	13	14	15	16
Group Code	Group Name	NAIC Company Code	ID Number	Federal RSSD	CIK	Name of Securities Exchange if Publicly Traded (U.S. or International)	Names of Parent, Subsidiaries Or Affiliates	Domiciliary Location	Relationship to Reporting Entity	Directly Controlled by (Name of Entity/Person)	Type of Control (Ownership, Board, Management, Attorney-in-Fact, Influence, Other)	If Control is Ownership Provide Percentage	Ultimate Controlling Entity(ies)/Person(s)	Is an SCA Filing Required? (Yes/No)	*
		00000	47-4067157				POR Apt 2, LLC	DE	OTH	Zurich American Insurance Company	Ownership	100.000	Zurich Insurance Group Ltd.	NO	11
		00000					Prime Corporate Psychology Pty Ltd	AUS	OTH	DTC Bidco Pty Ltd	Ownership	100.000	Zurich Insurance Group Ltd.	NO	11
		00000					Protector Lebensversicherungs-AG	DEU	OTH	Aktiengesellschaf	Ownership	5.158	Zurich Insurance Group Ltd.	NO	11
		00000					PT Asuransi Adira Dinamika Tbk	IDN	OTH	Zürich Versicherungs-Gesellschaft AG	Ownership	98.488	Zurich Insurance Group Ltd.	NO	11
		00000	AA-5360007				PT Zurich Insurance Indonesia	IDN	OTH	Zürich Rückversicherungs-Gesellschaft AG	Ownership	1.569	Zurich Insurance Group Ltd.	NO	11
		00000	AA-5360007				PT Zurich Insurance Indonesia	IDN	OTH	Zurich Versicherungs-Gesellschaft AG	Ownership	97.091	Zurich Insurance Group Ltd.	NO	11
		00000					PT Zurich Topas Life	IDN	OTH	Zurich Versicherungs-Gesellschaft AG	Ownership	80.000	Zurich Insurance Group Ltd.	NO	11
		00000					Qover	BEL	OTH	Zürich Versicherungs-Gesellschaft AG	Ownership	21.260	Zurich Insurance Group Ltd.	NO	11
		00000	88-3031830				Raleigh Office 2, LLC	DE	OTH	Farmers New World Life Insurance Company	Ownership	100.000	Zurich Insurance Group Ltd.	NO	11
		00000					RE Curve Holding B.V.	DEU	OTH	Zurich Deutscher Herold Lebensversicherung Aktiengesellschaft	Ownership	100.000	Zurich Insurance Group Ltd.	NO	11
		00000					Real Garant Espana S.L.	ESP	OTH	Real Garant GmbH Garantiesysteme	Ownership	100.000	Zurich Insurance Group Ltd.	NO	11
		00000					Real Garant GmbH Garantiesysteme	DEU	OTH	Real Garant Versicherung Aktiengesellschaft	Ownership	100.000	Zurich Insurance Group Ltd.	NO	11
		00000					Real Garant Versicherung Aktiengesellschaft (Deutschland)	DEU	OTH	Zurich Beteiligungs-Aktiengesellschaft	Ownership	100.000	Zurich Insurance Group Ltd.	NO	11
		00000					REX Baume S.C.I	FRA	OTH	REX Holding France	Ownership	100.000	Zurich Insurance Group Ltd.	NO	11
		00000					REX Holding France	FRA	OTH	REX OPPCI Fonds	Ownership	100.000	Zurich Insurance Group Ltd.	NO	11
		00000					REX Holding S.a.r.l.	LUX	OTH	REX-ZDHL S.C.S. SICAV-SIF	Ownership	100.000	Zurich Insurance Group Ltd.	NO	11
		00000					REX Mauchamps	FRA	OTH	REX Holding France	Ownership	100.000	Zurich Insurance Group Ltd.	NO	11
		00000					REX Vilette	FRA	OTH	REX Holding France	Ownership	0.000	Zurich Insurance Group Ltd.	NO	11
		00000					REX-Aurea-ZDHL S.C.S.	LUX	OTH	REX-ZDHL GP S.à r.l.	Ownership	100.000	Zurich Insurance Group Ltd.	NO	11
		00000					REX-De Baak B.V.	NLD	OTH	REX Holding S.à r.l.	Ownership	100.000	Zurich Insurance Group Ltd.	NO	11
		00000					REX-Germany-ZDHL S.C.S	LUX	OTH	REX-ZDHL S.C.S. SICAV-SIF	Ownership	95.240	Zurich Insurance Group Ltd.	NO	11
		00000					REX-Humboldthafen Verwaltungs GmbH	DEU	OTH	REX-ZDHL S.C.S. SICAV-SIF	Ownership	100.000	Zurich Insurance Group Ltd.	NO	11
		00000					REX-The East S.à r.l	LUX	OTH	Zurich Deutscher Herold Lebensversicherung Aktiengesellschaft	Ownership	100.000	Zurich Insurance Group Ltd.	NO	11
		00000					REX-ZDHL GP S.a.r.l.	LUX	OTH	REX-ZDHL S.C.S. SICAV-SIF	Ownership	94.800	Zurich Insurance Group Ltd.	NO	11
		00000					REX-ZDHL GP S.a.r.l.	LUX	OTH	Zurich Deutscher Herold Lebensversicherung Aktiengesellschaft	Ownership	100.000	Zurich Insurance Group Ltd.	NO	11
		00000					REX-ZDHL S.C.S. SICAV-SIF	LUX	OTH	Zurich Deutscher Herold Lebensversicherung Aktiengesellschaft	Ownership	100.000	Zurich Insurance Group Ltd.	NO	11
		00000					Rock Inne Vastgoed B.V.	NLD	OTH	REX Holding S.à r.l.	Ownership	100.000	Zurich Insurance Group Ltd.	YES	11
		00000					Rokin 21 B.V.	NLD	OTH	Roxana Vastgoed B.V.	Ownership	100.000	Zurich Insurance Group Ltd.	NO	11
		00000					Rokin 49 B.V.	NLD	OTH	Rock Inne Vastgoed B.V.	Ownership	100.000	Zurich Insurance Group Ltd.	NO	11
		00000					Roxana Vastgoed B.V.	NLD	OTH	REX Holding S.à r.l.	Ownership	100.000	Zurich Insurance Group Ltd.	NO	11
0212	Zurich Ins Group	39039	41-1375004				Rural Community Insurance Company	IN	OTH	Zurich American Insurance Company	Ownership	100.000	Zurich Insurance Group Ltd.	NO	11
		00000	61-1791237				San Diego Retail 1, LLC	DE	OTH	Zurich American Insurance Company	Ownership	100.000	Zurich Insurance Group Ltd.	NO	11
		00000					Santander Rio Seguros S.A.	ARG	OTH	Inversiones ZS America SpA	Ownership	4.000	Zurich Insurance Group Ltd.	NO	11
		00000					Santander Rio Seguros S.A.	ARG	OTH	Zurich Santander Insurance America, S.L.	Ownership	96.000	Zurich Insurance Group Ltd.	NO	11
		00000					Santander Seguros Sociedad Anónima	URY	OTH	Zurich Santander Insurance America, S.L.	Ownership	100.000	Zurich Insurance Group Ltd.	NO	11
		00000					Saudi National Insurance Company	BHR	OTH	Zurich Insurance Company Ltd (Bahrain Branch)	Ownership	5.000	Zurich Insurance Group Ltd.	NO	11
		00000	46-3060914				SEA APARTMENT 2, LLC	DE	OTH	Zurich American Insurance Company	Ownership	100.000	Zurich Insurance Group Ltd.	NO	11
		00000					Serviaide, S.A. - Sociedad Unipersonal	ESP	OTH	AIDE Asistencia Seguros y Reaseguros, S.A. - Sociedad Uniper	Ownership	100.000	Zurich Insurance Group Ltd.	NO	11
		00000					Servizurich S.A. - Sociedad Unipersonal	ESP	OTH	Zurich Insurance plc, Sucursal en Espana	Ownership	100.000	Zurich Insurance Group Ltd.	NO	11
		00000	47-1153493				SF Apt 1, LLC	DE	OTH	Zurich American Insurance Company	Ownership	100.000	Zurich Insurance Group Ltd.	NO	11
		00000					SpearTip International, LLC	IL	OTH	SpearTip, LLC	Ownership	100.000	Zurich Insurance Group Ltd.	NO	11

ANNUAL STATEMENT FOR THE YEAR 2023 OF THE FARMERS GROUP PROPERTY AND CASUALTY INSURANCE COMPANY

SCHEDULE Y
PART 1A - DETAIL OF INSURANCE HOLDING COMPANY SYSTEM

1	2	3	4	5	6	7	8	9	10	11	12	13	14	15	16
Group Code	Group Name	NAIC Company Code	ID Number	Federal RSSD	CIK	Name of Securities Exchange if Publicly Traded (U.S. or International)	Names of Parent, Subsidiaries Or Affiliates	Domi-ciliary Location	Relation-ship to Reporting Entity	Directly Controlled by (Name of Entity/Person)	Type of Control (Ownership, Board, Management, Attorney-in-Fact, Influence, Other)	If Control is Ownership Provide Percentage	Ultimate Controlling Entity(ies)/Person(s)	Is an SCA Filing Re-quired? (Yes/No)	*
		00000	75-2195089				Special Insurance Services, Inc.	IL	OTH	Zurich American Insurance Company	Ownership	100.000	Zurich Insurance Group Ltd.	NO	11
		00000					Speigelhof Vastgoed B.V.	DEU	OTH	RE Curve Holding B.V.	Ownership	100.000	Zurich Insurance Group Ltd.	NO	11
		00000					Springboard Health and Performance Pty Ltd	AUS	OTH	DTC Bidco Pty Ltd	Ownership	100.000	Zurich Insurance Group Ltd.	NO	11
		00000					Springworks International AB	SWE	OTH	autoSense AG	Ownership	50.000	Zurich Insurance Group Ltd.	NO	11
.0212	Zurich U.S. Insurance Pool Group	26387	52-0981481				Steadfast Insurance Company	IL	OTH	Zurich American Insurance Company	Ownership	100.000	Zurich Insurance Group Ltd.	NO	11
		00000					Stratos Limited	NZL	OTH	DTC NZ Bidco Limited	Ownership	100.000	Zurich Insurance Group Ltd.	NO	11
		00000					Swiss Insurance Management (Hong Kong) Limited	HKG	OTH	Zurich Services (Hong Kong) Limited	Ownership	0.495	Zurich Insurance Group Ltd.	NO	11
		00000					Swiss Insurance Management (Hong Kong) Limited	HKG	OTH	Zurich Insurance Holdings (Hong Kong) Limited	Ownership	99.505	Zurich Insurance Group Ltd.	NO	11
		00000					TDG Tele Dienste GmbH	DEU	OTH	Zurich Beteiligungs-Aktiengesellschaft (Deutschland)	Ownership	100.000	Zurich Insurance Group Ltd.	NO	11
		00000					Tennyson Insurance Limited	GBR	OTH	Zurich Holdings (UK) Limited	Ownership	100.000	Zurich Insurance Group Ltd.	NO	11
		00000					The Liverpool Reversionary Company Limited	GBR	OTH	Limited	Ownership	100.000	Zurich Insurance Group Ltd.	NO	11
		00000	36-3839542				The Zurich Services Corporation	IL	OTH	Zurich Holding Company of America, Inc.	Ownership	100.000	Zurich Insurance Group Ltd.	NO	11
		00000					TopReport Schadenbesichtigungs GmbH	AUT	OTH	Zurich Versicherungs-Aktiengesellschaft	Ownership	14.286	Zurich Insurance Group Ltd.	NO	11
		00000					Travel Ace Chile S.A.	CHL	OTH	Travel Ace Internacional de Servicios S.A.	Ownership	1.000	Zurich Insurance Group Ltd.	NO	11
		00000					Travel Ace Chile S.A.	CHL	OTH	Zürich Versicherungs-Gesellschaft AG	Ownership	99.000	Zurich Insurance Group Ltd.	NO	11
		00000					Travel Ace Internacional de Servicios S.A.	URY	OTH	Zürich Versicherungs-Gesellschaft AG	Ownership	100.000	Zurich Insurance Group Ltd.	NO	10
		00000					Travel Assist Pty Limited	AUS	OTH	ASTIS Holdings Limited	Ownership	100.000	Zurich Insurance Group Ltd.	NO	11
		00000					Travel Insurance Partners Pty Ltd	AUS	OTH	Travel Assist Pty Limited	Ownership	100.000	Zurich Insurance Group Ltd.	NO	11
		00000					Travel Insurance Services Canada Inc.	CAN	OTH	World Travel Protection Canada Inc.	Ownership	100.000	Zurich Insurance Group Ltd.	NO	11
		00000					Travellex Insurance Services Limited	DE	OTH	Cover-More Holdings USA Inc.	Ownership	100.000	Zurich Insurance Group Ltd.	NO	11
		00000	95-2670330				Truck Underwriters Association	CA	OTH	Farmers Group, Inc.	Ownership	100.000	Zurich Insurance Group Ltd.	NO	11
		00000					Turegum Immobilien AG	CHE	OTH	Zurich Versicherungs-Gesellschaft AG	Ownership	100.000	Zurich Insurance Group Ltd.	NO	11
		00000					UA Assistance S.A. de C.V.	MEX	OTH	Travel Ace Internacional de Servicios S.A.	Ownership	0.000	Zurich Insurance Group Ltd.	NO	11
		00000					UA Assistance S.A. de C.V.	MEX	OTH	Zürich Versicherungs-Gesellschaft AG	Ownership	100.000	Zurich Insurance Group Ltd.	NO	11
		00000					Universal Assistance Assistencia Ao Viajante Ltda	BRA	OTH	Perunsel S.A.	Ownership	0.000	Zurich Insurance Group Ltd.	NO	11
		00000					Universal Assistance S.A.	ARG	OTH	World Wide Assistance S.A.	Ownership	92.710	Zurich Insurance Group Ltd.	YES	11
		00000					Universal Assistance S.A.	ARG	OTH	Zürich Versicherungs-Gesellschaft AG	Ownership	7.290	Zurich Insurance Group Ltd.	YES	11
		00000					Universal Assistance S.A.	URY	OTH	Zürich Versicherungs-Gesellschaft AG	Ownership	100.000	Zurich Insurance Group Ltd.	NO	11
		00000					Universal Travel Assistance S.A.S.	COL	OTH	Zürich Versicherungs-Gesellschaft AG	Ownership	100.000	Zurich Insurance Group Ltd.	NO	11
.0212	Zurich U.S. Insurance Pool Group	41181	43-1249228				Universal Underwriters Insurance Company	IL	OTH	Zurich American Insurance Company	Ownership	100.000	Zurich Insurance Group Ltd.	NO	11
		00000					Universal Underwriters of Texas Insurance Company	IL	OTH	Universal Underwriters Insurance Company	Ownership	100.000	Zurich Insurance Group Ltd.	NO	10
.0212	Zurich U.S. Insurance Pool Group	40843	36-3139101				Universal Underwriters Service Corporation	MO	OTH	Zurich Holding Company of America, Inc.	Ownership	100.000	Zurich Insurance Group Ltd.	NO	11
		00000	43-1269296				Universal Assistance Inc.	FL	OTH	Universal Assistance S.A.	Ownership	0.000	Zurich Insurance Group Ltd.	NO	11
		00000	26-1282208				Vehicle Dealer Solutions, Inc.	FL	OTH	Zurich Holding Company of America, Inc.	Ownership	100.000	Zurich Insurance Group Ltd.	NO	11
		00000	74-1593853				Western Star Insurance Services, Inc.	TX	OTH	FIG Leasing Co, Inc.	Ownership	100.000	Zurich Insurance Group Ltd.	NO	10
		00000					Winn-Dixie MGP Manager, Inc.	DE	OTH	Zurich Structured Finance, Inc.	Ownership	100.000	Zurich Insurance Group Ltd.	NO	11
		00000					Wohnen H3B Humboldthafen GmbH&Co.KG	DEU	OTH	REX-ZDHL S.C.S. SICAV-SIF	Ownership	94.900	Zurich Insurance Group Ltd.	NO	11
		00000					World Travel Protection Canada Inc.	CAN	OTH	Zurich Canadian Holdings Limited	Ownership	100.000	Zurich Insurance Group Ltd.	NO	11
		00000					World Wide Assistance S.A.	ARG	OTH	Zürich Versicherungs-Gesellschaft AG	Ownership	100.000	Zurich Insurance Group Ltd.	NO	11
		00000					Wrightway Underwriting Limited	IRL	OTH	Ballykilliane Holdings Limited	Ownership	100.000	Zurich Insurance Group Ltd.	NO	11
		00000					Z flex Gesellschaft für Personaldienstleistungen mbH	DEU	OTH	Zurich Beteiligungs-Aktiengesellschaft (Deutschland)	Ownership	100.000	Zurich Insurance Group Ltd.	NO	11

ANNUAL STATEMENT FOR THE YEAR 2023 OF THE FARMERS GROUP PROPERTY AND CASUALTY INSURANCE COMPANY

SCHEDULE Y
PART 1A - DETAIL OF INSURANCE HOLDING COMPANY SYSTEM

1	2	3	4	5	6	7	8	9	10	11	12	13	14	15	16
Group Code	Group Name	NAIC Company Code	ID Number	Federal RSSD	CIK	Name of Securities Exchange if Publicly Traded (U.S. or International)	Names of Parent, Subsidiaries Or Affiliates	Domi-ciliary Location	Relation-ship to Reporting Entity	Directly Controlled by (Name of Entity/Person)	Type of Control (Ownership, Board, Management, Attorney-in-Fact, Influence, Other)	If Control is Ownership Provide Percentage	Ultimate Controlling Entity(ies)/Person(s)	Is an SCA Filing Re-quired? (Yes/No)	*
		00000					ZCM (U.S.) Limited	.DE	OTH	Zurich Finance Company Ltd	Ownership	100.000	Zurich Insurance Group Ltd	NO	11
		00000					ZCM Asset Holding Company (Bermuda) Limited	.BMU	OTH	Zurich Finance Company Ltd	Ownership	100.000	Zurich Insurance Group Ltd	NO	11
		00000	20-5900744				ZFUS Services, LLC	.DE	OTH	Zurich Holding Company of America, Inc. Zurich Legacy Solutions Services (UK)	Ownership	100.000	Zurich Insurance Group Ltd	NO	11
		00000					ZGEE14 Limited	.GBR	OTH	Limited	Ownership	100.000	Zurich Insurance Group Ltd	NO	11
		00000					ZIREF France 1 SCI	.FRA	OTH	ZIREF France Holdco 1 SAS	Ownership	99.990	Zurich Insurance Group Ltd	NO	11
		00000					ZIREF France 1 SCI	.FRA	OTH	ZIREF Holdco 1 SARL	Ownership	0.010	Zurich Insurance Group Ltd	NO	11
		00000					ZIREF France Delano SCI	.FRA	OTH	ZIREF Holdco 1 SARL	Ownership	0.010	Zurich Insurance Group Ltd	NO	11
		00000					ZIREF France Delano SCI	.FRA	OTH	ZIREF France Holdco 1 SAS	Ownership	99.990	Zurich Insurance Group Ltd	NO	11
		00000					ZIREF France Holdco 1 SAS	.FRA	OTH	ZIREF Holdco 2 SARL	Ownership	100.000	Zurich Insurance Group Ltd	NO	11
		00000					ZIREF Holdco 1 SARL	.LUX	OTH	Zurich Investments Life S.p.A.	Ownership	100.000	Zurich Insurance Group Ltd	NO	11
		00000					ZIREF Holdco 2 SARL	.LUX	OTH	ZIREF Holdco 1 SARL	Ownership	100.000	Zurich Insurance Group Ltd	NO	11
		00000					ZIREF Lux Germany 1 SARL	.LUX	OTH	ZIREF Holdco 2 SARL	Ownership	100.000	Zurich Insurance Group Ltd	NO	11
		00000					ZIREF Lux Germany 2 SARL	.LUX	OTH	ZIREF Holdco 2 SARL	Ownership	100.000	Zurich Insurance Group Ltd	NO	11
		00000					ZIREF Lux Netherlands 1 SARL	.LUX	OTH	ZIREF Holdco 2 SARL	Ownership	100.000	Zurich Insurance Group Ltd	NO	11
		00000					ZIREF Lux Netherlands 2 SARL	.LUX	OTH	ZIREF Holdco 2 SARL	Ownership	100.000	Zurich Insurance Group Ltd	NO	11
		00000					ZIREF Lux Spain 1 SARL	.LUX	OTH	ZIREF Holdco 2 SARL	Ownership	100.000	Zurich Insurance Group Ltd	NO	11
		00000					Zurich Lebensversicherungs-Gesellschaft AG				Ownership				
		00000					ZLS Aseguradora de Colombia S.A	.COL	OTH	Zurich Versicherungs-Gesellschaft AG	Ownership	4.430	Zurich Insurance Group Ltd	NO	11
		00000					ZLS Aseguradora de Colombia S.A	.COL	OTH	Zurich Versicherungs-Gesellschaft AG	Ownership	95.000	Zurich Insurance Group Ltd	NO	11
		00000	02-0802795				ZNA Services, LLC	.DE	OTH	ZFUS Services, LLC	Ownership	100.000	Zurich Insurance Group Ltd	NO	11
		00000					ZPC Capital Limited	.GBR	OTH	Zurich Holdings (UK) Limited	Ownership	100.000	Zurich Insurance Group Ltd	NO	11
		00000					ZSF / Office KY, LLC	.DE	OTH	Euclid Office LP	Ownership	100.000	Zurich Insurance Group Ltd	NO	11
		00000					ZSF / Office NV, LLC	.DE	OTH	Euclid Office LP	Ownership	100.000	Zurich Insurance Group Ltd	NO	11
		00000					ZSF KY Annex, LLC	.DE	OTH	Euclid KY Annex, LP	Ownership	100.000	Zurich Insurance Group Ltd	NO	11
		00000					ZSF/Bloomington, LLC	.DE	OTH	Bloomington Office LP	Ownership	100.000	Zurich Insurance Group Ltd	NO	11
		00000					ZSF/C1 MGP Manager, Inc	.DE	OTH	Zurich Structured Finance, Inc.	Ownership	100.000	Zurich Insurance Group Ltd	NO	11
		00000					ZSF/C1 MGP, LLC	.DE	OTH	ZSF/C1 MGP Manager, Inc	Ownership	1.000	Zurich Insurance Group Ltd	NO	11
		00000					ZSF/C1 MGP, LLC	.DE	OTH	Zurich Structured Finance, Inc.	Ownership	99.000	Zurich Insurance Group Ltd	NO	11
		00000					ZSF/C2 MGP Manager, Inc	.DE	OTH	Zurich Structured Finance, Inc.	Ownership	100.000	Zurich Insurance Group Ltd	NO	11
		00000					ZSF/C2 MGP, LLC	.DE	OTH	ZSF/CF2 MGP Manager, Inc	Ownership	1.000	Zurich Insurance Group Ltd	NO	11
		00000					ZSF/C2 MGP, LLC	.DE	OTH	Zurich Structured Finance, Inc.	Ownership	99.000	Zurich Insurance Group Ltd	NO	11
		00000					ZSF/Dallas Tower, LLC	.DE	OTH	Dallas Tower LP	Ownership	100.000	Zurich Insurance Group Ltd	NO	11
		00000					ZSF/Land Parcels LLC	.DE	OTH	Zurich Structured Finance, Inc.	Ownership	100.000	Zurich Insurance Group Ltd	NO	11
		00000					ZSF/WD Fitzgerald, LLC	.DE	OTH	Euclid Warehouses LP	Ownership	100.000	Zurich Insurance Group Ltd	NO	11
		00000					ZSF/WD Hammond, LLC	.DE	OTH	Euclid Warehouses LP	Ownership	100.000	Zurich Insurance Group Ltd	NO	11
		00000					ZSF/WD Jacksonville, LLC	.DE	OTH	Euclid Warehouses LP	Ownership	100.000	Zurich Insurance Group Ltd	NO	11
		00000					ZSG Kfz-ZulassungsservicegesmbH	.AUT	OTH	Zurich Versicherungs-Aktiengesellschaft	Ownership	33.333	Zurich Insurance Group Ltd	NO	11
		00000					Zurich - Companhia de Seguros Vida S.A.	.PRT	OTH	Zurich Finanz-Gesellschaft AG	Ownership	0.001	Zurich Insurance Group Ltd	NO	11
		00000					Zurich - Companhia de Seguros Vida S.A.	.PRT	OTH	Zurich Investments Life S.p.A.	Ownership	0.001	Zurich Insurance Group Ltd	NO	11
		00000					Zurich - Companhia de Seguros Vida S.A.	.PRT	OTH	Zurich Lebensversicherungs-Gesellschaft AG	Ownership	99.996	Zurich Insurance Group Ltd	NO	11
		00000					Zurich - Companhia de Seguros Vida S.A.	.PRT	OTH	Zurich Versicherungs-Gesellschaft AG	Ownership	0.001	Zurich Insurance Group Ltd	NO	11
		00000					Zurich - Companhia de Seguros Vida S.A.	.PRT	OTH	Zurich Vida, Companhia de Seguros y Reaseguros, S.A. - Socied	Ownership	0.001	Zurich Insurance Group Ltd	NO	11
		00000					Zurich (Scotland) Limited Partnership	.GBR	OTH	Zurich General Partner (Scotland) Ltd	Ownership	100.000	Zurich Insurance Group Ltd	NO	11
		00000					Zurich Advice Network Limited	.GBR	OTH	Allied Dunbar Assurance plc	Ownership	100.000	Zurich Insurance Group Ltd	NO	11
		00000					Zurich AFIN Mexico, S.A. DE C.V.	.MEX	OTH	Zurich Compania de Seguros, S.A.	Ownership	0.002	Zurich Insurance Group Ltd	NO	11
		00000					Zurich AFIN Mexico, S.A. DE C.V.	.MEX	OTH	Zurich Versicherungs-Gesellschaft AG	Ownership	99.998	Zurich Insurance Group Ltd	NO	11

ANNUAL STATEMENT FOR THE YEAR 2023 OF THE FARMERS GROUP PROPERTY AND CASUALTY INSURANCE COMPANY

SCHEDULE Y
PART 1A - DETAIL OF INSURANCE HOLDING COMPANY SYSTEM

1	2	3	4	5	6	7	8	9	10	11	12	13	14	15	16
Group Code	Group Name	NAIC Company Code	ID Number	Federal RSSD	CIK	Name of Securities Exchange if Publicly Traded (U.S. or International)	Names of Parent, Subsidiaries Or Affiliates	Domi-ciliary Location	Relation-ship to Reporting Entity	Directly Controlled by (Name of Entity/Person)	Type of Control (Ownership, Board, Management, Attorney-in-Fact, Influence, Other)	If Control is Ownership Provide Percentage	Ultimate Controlling Entity(ies)/Person(s)	Is an SCA Filing Re-quired? (Yes/No)	*
		00000	04-3126497				Zurich Agency Services Inc.	MA	OTH	Zurich Holding Company of America, Inc.	Ownership	100.000	Zurich Insurance Group Ltd.	NO	11
		00000	86-1164252				Zurich Alternative Asset Management, LLC	DE	OTH	Zurich Holding Company of America, Inc.	Ownership	100.000	Zurich Insurance Group Ltd.	NO	11
		00000					Zurich America Latina Serviços Brasil Ltda.	BRA	OTH	Zurich Lebensversicherungs-Gesellschaft AG	Ownership	0.010	Zurich Insurance Group Ltd.	YES	11
		00000					Zurich America Latina Serviços Brasil Ltda.	BRA	OTH	Zurich Versicherungs-Gesellschaft AG	Ownership	99.990	Zurich Insurance Group Ltd.	NO	11
0212	Zurich U.S. Insurance Pool Group	16535	36-4233459				Zurich American Insurance Company	NY	OTH	Zurich Holding Company of America, Inc.	Ownership	100.000	Zurich Insurance Group Ltd.	NO	11
							Zurich American Insurance Company of Illinois	IL	OTH	American Zurich Insurance Company	Ownership	100.000	Zurich Insurance Group Ltd.	NO	11
0212	Zurich U.S. Insurance Pool Group	27855	36-2781080				Zurich American Life Insurance Company	IL	OTH	Zurich Holding Company of America, Inc.	Ownership	100.000	Zurich Insurance Group Ltd.	NO	11
0212	Zurich Ins Group	90557	36-3050975				Zurich American Life Insurance Company of New York	NY	OTH	Zurich American Life Insurance Company	Ownership	100.000	Zurich Insurance Group Ltd.	NO	11
		00000	27-4746162				Zurich Argentina Cia. de Seguros S.A.	ARG	OTH	Inversiones Suizo-Argentina S.A.	Ownership	55.461	Zurich Insurance Group Ltd.	NO	11
		00000	AA-2130022				Zurich Argentina Cia. de Seguros S.A.	ARG	OTH	Zurich Versicherungs-Gesellschaft AG	Ownership	44.536	Zurich Insurance Group Ltd.	NO	11
		00000	AA-2130022				Zurich Argentina Compañía de Seguros de Retiro S.A.	ARG	OTH	Zurich Argentina Cia. de Seguros S.A.	Ownership	46.642	Zurich Insurance Group Ltd.	NO	11
		00000					Zurich Argentina Compañía de Seguros de Retiro S.A.	ARG	OTH	Zurich Versicherungs-Gesellschaft AG	Ownership	53.358	Zurich Insurance Group Ltd.	NO	11
		00000					Zurich Aseguradora Argentina S.A.	ARG	OTH	Zürich Versicherungs-Gesellschaft AG	Ownership	99.900	Zurich Insurance Group Ltd.	NO	11
		00000					Zurich Aseguradora Mexicana, S.A. de C.V.	MEX	OTH	Zürich Lebensversicherungs-Gesellschaft AG	Ownership	0.000	Zurich Insurance Group Ltd.	NO	11
		00000					Zurich Aseguradora Mexicana, S.A. de C.V.	MEX	OTH	Zürich Versicherungs-Gesellschaft AG	Ownership	100.000	Zurich Insurance Group Ltd.	NO	11
		00000					Zurich Asset Management Gerente de Fondos Comunes de Inversi	ARG	OTH	Inversiones Suizo-Argentina S.A.	Ownership	90.000	Zurich Insurance Group Ltd.	NO	11
		00000					Zurich Asset Management Gerente de Fondos Comunes de Inversi	ARG	OTH	Isis S.A.	Ownership	10.000	Zurich Insurance Group Ltd.	NO	11
		00000					Zurich Assurance Ltd	GBR	OTH	Eagle Star Holdings Limited	Ownership	100.000	Zurich Insurance Group Ltd.	NO	11
		00000					Zurich Assure Australia Pty Limited	AUS	OTH	Zurich Financial Services Australia Limited	Ownership	100.000	Zurich Insurance Group Ltd.	NO	11
		00000					Zurich Australia Limited	AUS	OTH	Zurich Financial Services Australia Limited	Ownership	100.000	Zurich Insurance Group Ltd.	NO	11
		00000	AA-1930995				Zurich Australian Insurance Limited	AUS	OTH	Zurich Financial Services Australia Limited	Ownership	100.000	Zurich Insurance Group Ltd.	NO	11
		00000					Zurich Australian Insurance Properties Pty Limited	AUS	OTH	Zurich Australia Limited	Ownership	40.000	Zurich Insurance Group Ltd.	NO	11
		00000					Zurich Australian Insurance Properties Pty Limited	AUS	OTH	Zurich Australian Insurance Limited	Ownership	60.000	Zurich Insurance Group Ltd.	NO	11
		00000					Zurich Australian Property Holdings Pty Ltd	AUS	OTH	Zürich Versicherungs-Gesellschaft AG	Ownership	100.000	Zurich Insurance Group Ltd.	NO	11
		00000					Zurich Bank International Limited	GBR	OTH	Dunbar Assets Ireland	Ownership	100.000	Zurich Insurance Group Ltd.	NO	11
		00000	13-4186554				Zurich Benefit Finance LLC	DE	OTH	Zurich Holding Company of America, Inc.	Ownership	100.000	Zurich Insurance Group Ltd.	NO	11
		00000					Zurich Beteiligungs-Aktiengesellschaft (Deutschland)	DEU	OTH	Zurich IT Service AG Niederlassung fur Deutschland	Ownership	82.617	Zurich Insurance Group Ltd.	NO	11
		00000					Zurich Beteiligungs-Aktiengesellschaft (Deutschland)	DEU	OTH	Zurich Leben Service AG Niederlassung fur Deutschland	Ownership	17.383	Zurich Insurance Group Ltd.	NO	11
		00000					Zurich Brasil Capitalizacao S.A	BRA	OTH	Zurich Versicherungs-Gesellschaft AG	Ownership	100.000	Zurich Insurance Group Ltd.	NO	11
		00000					Zurich Brasil Companhia de Seguros	BRA	OTH	Zurich Minas Brasil Seguros S.A.	Ownership	100.000	Zurich Insurance Group Ltd.	NO	11
		00000					Zurich Building Control Services Limited	GBR	OTH	Zurich Holdings (UK) Limited	Ownership	100.000	Zurich Insurance Group Ltd.	NO	11
		00000					Zurich Canadian Holdings Limited	CAN	OTH	Zurich Insurance Company Ltd, Canadian Branch	Ownership	68.819	Zurich Insurance Group Ltd.	NO	11
		00000					Zurich Canadian Holdings Limited	CAN	OTH	Zurich Versicherungs-Gesellschaft AG	Ownership	31.181	Zurich Insurance Group Ltd.	NO	11
		00000					Zurich Commercial Services (Europe) GmbH	DEU	OTH	Zürich Beteiligungs-Aktiengesellschaft (Deutschland)	Ownership	100.000	Zurich Insurance Group Ltd.	NO	11

ANNUAL STATEMENT FOR THE YEAR 2023 OF THE FARMERS GROUP PROPERTY AND CASUALTY INSURANCE COMPANY

SCHEDULE Y
PART 1A - DETAIL OF INSURANCE HOLDING COMPANY SYSTEM

1	2	3	4	5	6	7	8	9	10	11	12	13	14	15	16
Group Code	Group Name	NAIC Company Code	ID Number	Federal RSSD	CIK	Name of Securities Exchange if Publicly Traded (U.S. or International)	Names of Parent, Subsidiaries Or Affiliates	Domi-ciliary Location	Relation-ship to Reporting Entity	Directly Controlled by (Name of Entity/Person)	Type of Control (Ownership, Board, Management, Attorney-in-Fact, Influence, Other)	If Control is Ownership Provide Percentage	Ultimate Controlling Entity(ies)/Person(s)	Is an SCA Filing Re-quired? (Yes/No)	*
		00000					Zurich Community Trust (UK) Limited	.GBR	OTH	Zurich Financial Services (UKISA) Limited	Ownership	50.000	Zurich Insurance Group Ltd.	NO	11
		00000					Zurich Community Trust (UK) Limited	.GBR	OTH	Zurich Financial Services (UKISA) Nominees Limited	Ownership	50.000	Zurich Insurance Group Ltd.	NO	11
		00000					Zurich Compania de Reaseguros Argentina S.A.	.ARG	OTH	Inversiones Suizo-Argentina S.A.	Ownership	95.000	Zurich Insurance Group Ltd.	NO	11
		00000					Zurich Compania de Reaseguros Argentina S.A.	.ARG	OTH	Zurich Versicherungs-Gesellschaft AG	Ownership	5.000	Zurich Insurance Group Ltd.	NO	11
		00000					Zurich Compania de Seguros, S.A.	.MEX	OTH	Zurich Versicherungs-Gesellschaft AG	Ownership	99.883	Zurich Insurance Group Ltd.	NO	11
		00000					Zurich Corredora de Bolsa S.A.	.CHL	OTH	Inversiones Suizo Chilena S.A.	Ownership	99.000	Zurich Insurance Group Ltd.	NO	11
		00000					Zurich Corredora de Bolsa S.A.	.CHL	OTH	Zurich Investments Chile S.A.	Ownership	1.000	Zurich Insurance Group Ltd.	NO	11
		00000					Zurich Customer Active Management, d.o.o.	.SVN	OTH	Zürich Versicherungs-Gesellschaft AG	Ownership	100.000	Zurich Insurance Group Ltd.	YES	11
		00000	36-4412924				Zurich CZI Management Holding Ltd.	.DE	OTH	Zurich Global Investment Management Inc.	Ownership	100.000	Zurich Insurance Group Ltd.	NO	11
		00000					Zurich Deutscher Herold Lebensversicherung Aktiengesellschaft	.DEU	OTH	Deutscher Herold Aktiengesellschaft	Ownership	67.540	Zurich Insurance Group Ltd.	NO	11
		00000					Zurich Deutscher Herold Lebensversicherung Aktiengesellschaft	.DEU	OTH	Zurich Beteiligungs-Aktiengesellschaft (Deutschland)	Ownership	32.460	Zurich Insurance Group Ltd.	NO	11
		00000	95-4773780				Zurich E&S Insurance Brokerage, Inc.	.CA	OTH	Zurich American Insurance Company	Ownership	100.000	Zurich Insurance Group Ltd.	NO	11
		00000					Zurich Employment Services Limited	.GBR	OTH	Zurich Financial Services (UKISA) Limited	Ownership	100.000	Zurich Insurance Group Ltd.	NO	11
		00000					Zurich Engineering Inspection Services Ireland Limited	.IRL	OTH	Zurich Insurance plc	Ownership	100.000	Zurich Insurance Group Ltd.	NO	11
		00000					Zurich Eurolife S.A.	.LUX	OTH	Zurich Lebensversicherungs-Gesellschaft AG	Ownership	90.000	Zurich Insurance Group Ltd.	NO	11
		00000					Zurich Eurolife S.A.	.LUX	OTH	Zurich Versicherungs-Gesellschaft AG	Ownership	10.000	Zurich Insurance Group Ltd.	NO	11
		00000	AA-0053640				Zurich F&I Reinsurance T&C Limited	.TCA	OTH	Universal Underwriters Service Corporation	Ownership	100.000	Zurich Insurance Group Ltd.	NO	11
		00000	AA-0053640				Zurich F&I Reinsurance T&C Limited	.TCA	OTH	Zurich Agency Services Inc.	Ownership	0.001	Zurich Insurance Group Ltd.	NO	11
		00000					Zurich Fianzas Mexico, S.A.DE C.V.	.MEX	OTH	Zurich Versicherungs-Gesellschaft AG	Ownership	100.000	Zurich Insurance Group Ltd.	NO	11
		00000					Zurich Finance (Australia) Limited	.AUS	OTH	Zürich Versicherungs-Gesellschaft AG	Ownership	100.000	Zurich Insurance Group Ltd.	NO	11
		00000					Zurich Finance (Ireland) DAC	.IRL	OTH	Zürich Versicherungs-Gesellschaft AG	Ownership	100.000	Zurich Insurance Group Ltd.	NO	11
		00000					Zurich Finance (UK) plc	.GBR	OTH	Zurich Financial Services (UKISA) Limited	Ownership	99.998	Zurich Insurance Group Ltd.	NO	11
		00000					Zurich Finance (UK) plc	.GBR	OTH	Zurich Financial Services (UKISA) Nominees Limited	Ownership	0.002	Zurich Insurance Group Ltd.	NO	11
		00000					Zurich Finance Company Ltd	.CHE	OTH	Zurich Versicherungs-Gesellschaft AG	Ownership	100.000	Zurich Insurance Group Ltd.	NO	11
		00000					Zurich Financial Services (Isle of Man) Group Services Limit	.GBR	OTH	Zurich Versicherungs-Gesellschaft AG	Ownership	100.000	Zurich Insurance Group Ltd.	NO	11
		00000					Zurich Financial Services (Isle of Man) Holdings Limited	.GBR	OTH	Zurich Versicherungs-Gesellschaft AG	Ownership	100.000	Zurich Insurance Group Ltd.	NO	11
		00000					Zurich Financial Services (Isle of Man) Insurance Manager Lt	.GBR	OTH	Zurich Versicherungs-Gesellschaft AG	Ownership	100.000	Zurich Insurance Group Ltd.	NO	11
		00000					Zurich Financial Services (UKISA) Limited	.GBR	OTH	Allied Zurich Holdings Limited	Ownership	90.316	Zurich Insurance Group Ltd.	NO	11
		00000					Zurich Financial Services (UKISA) Limited	.GBR	OTH	Zurich Insurance plc	Ownership	9.684	Zurich Insurance Group Ltd.	NO	11
		00000					Zurich Financial Services (UKISA) Nominees Limited	.GBR	OTH	Zurich Financial Services (UKISA) Limited	Ownership	100.000	Zurich Insurance Group Ltd.	NO	11
		00000	AA-1930995				Zurich Financial Services Australia Limited	.AUS	OTH	Zurich Versicherungs-Gesellschaft AG	Ownership	100.000	Zurich Insurance Group Ltd.	NO	11
		00000					Zurich Financial Services EUB Holdings Limited	.IRL	OTH	Zurich Ins Group	Ownership	0.083	Zurich Insurance Group Ltd.	NO	11
		00000					Zurich Financial Services EUB Holdings Limited	.IRL	OTH	Zurich Insurance Group Ltd.	Ownership	99.917	Zurich Insurance Group Ltd.	NO	11
		00000					Zurich Financial Services UK Pension Trustee Limited	.GBR	OTH	Zurich Financial Services (UKISA) Limited	Ownership	99.000	Zurich Insurance Group Ltd.	NO	11

ANNUAL STATEMENT FOR THE YEAR 2023 OF THE FARMERS GROUP PROPERTY AND CASUALTY INSURANCE COMPANY

SCHEDULE Y
PART 1A - DETAIL OF INSURANCE HOLDING COMPANY SYSTEM

1	2	3	4	5	6	7	8	9	10	11	12	13	14	15	16
Group Code	Group Name	NAIC Company Code	ID Number	Federal RSSD	CIK	Name of Securities Exchange if Publicly Traded (U.S. or International)	Names of Parent, Subsidiaries Or Affiliates	Domi-ciliary Location	Relation-ship to Reporting Entity	Directly Controlled by (Name of Entity/Person)	Type of Control (Ownership, Board, Management, Attorney-in-Fact, Influence, Other)	If Control is Ownership Provide Percentage	Ultimate Controlling Entity(ies)/Person(s)	Is an SCA Filing Re-quired? (Yes/No)	*
		00000					Zurich Finanz-Gesellschaft AG	.CHE	OTH	Zurich Versicherungs-Gesellschaft AG	Ownership	100.000	Zurich Insurance Group Ltd.	NO	11
		00000					Zurich General Insurance (Hong Kong) Limited	.HKG	OTH	Zurich Insurance Company Ltd, Hong Kong Branch	Ownership	100.000	Zurich Insurance Group Ltd.	NO	11
		00000					Zurich General Insurance Company (China) Limited	.CHN	OTH	Zurich Versicherungs-Gesellschaft AG	Ownership	100.000	Zurich Insurance Group Ltd.	NO	11
		00000					Zurich General Insurance Malaysia Berhad	.MYS	OTH	Zürich Versicherungs-Gesellschaft AG	Ownership	100.000	Zurich Insurance Group Ltd.	NO	11
		00000					Zurich General Partner (Scotland) Ltd	.GBR	OTH	Allied Zurich Holdings Limited	Ownership	100.000	Zurich Insurance Group Ltd.	NO	11
		00000					Zurich General Takaful Malaysia Berhad	.MYS	OTH	Zurich Holdings Malaysia Berhad	Ownership	100.000	Zurich Insurance Group Ltd.	NO	11
		00000					Zurich GL Servicios Mexico, S.A. de C.V.	.MEX	OTH	Zurich Compania de Seguros, S.A.	Ownership	5.000	Zurich Insurance Group Ltd.	NO	11
		00000					Zurich GL Servicios Mexico, S.A. de C.V.	.MEX	OTH	Zurich Vida, Compañia de Seguros, S.A.	Ownership	95.000	Zurich Insurance Group Ltd.	NO	11
		00000					Zurich Global Corporate UK Limited	.GBR	OTH	Zurich Holdings (UK) Limited	Ownership	100.000	Zurich Insurance Group Ltd.	NO	11
		00000	04-3729755				Zurich Global Investment Management Inc.	.DE	OTH	Zurich Holding Company of America, Inc.	Ownership	100.000	Zurich Insurance Group Ltd.	NO	11
		00000	AA-3190947				Zurich Global, Ltd.	.BMU	OTH	Zurich Holding Company of America, Inc.	Ownership	100.000	Zurich Insurance Group Ltd.	NO	11
		00000					Zurich Global Ventures MGA Solutions (SA)	.BEL	OTH	Zürich Versicherungs-Gesellschaft AG	Ownership	100.000	Zurich Insurance Group Ltd.	NO	11
		00000					Zurich Group Pension Services (UK) Ltd	.GBR	OTH	Zurich Assurance Ltd	Ownership	100.000	Zurich Insurance Group Ltd.	NO	11
		00000					Zurich GSG Limited	.GBR	OTH	Zurich GSH Limited	Ownership	100.000	Zurich Insurance Group Ltd.	NO	11
		00000					Zurich GSH Limited	.GBR	OTH	Zurich Holdings (UK) Limited	Ownership	100.000	Zurich Insurance Group Ltd.	NO	11
		00000	36-3096373				Zurich Holding Company of America, Inc.	.DE	OTH	Zurich Versicherungs-Gesellschaft AG	Ownership	100.000	Zurich Insurance Group Ltd.	NO	11
		00000					Zurich Holding Ireland Limited	.IRL	OTH	Zurich Versicherungs-Gesellschaft AG	Ownership	100.000	Zurich Insurance Group Ltd.	NO	11
		00000					Zurich Holdings (UK) Limited	.GBR	OTH	Zurich Versicherungs-Gesellschaft AG	Ownership	100.000	Zurich Insurance Group Ltd.	NO	11
		00000					Zurich Immobilien (Deutschland) AG & Co. KG	.DEU	OTH	Zurich Immobilien-treuhand (Deutschland) GmbH	Ownership	0.000	Zurich Insurance Group Ltd.	NO	11
		00000					Zurich Immobilien Liegenschaftsverwaltungs-GesmbH	.AUT	OTH	Zurich Versicherungs-Gesellschaft AG	Ownership	100.000	Zurich Insurance Group Ltd.	NO	11
		00000					Zurich Immobilien-treuhand (Deutschland) GmbH	.DEU	OTH	Zurich Deutscher Herold Lebensversicherung Aktiengesellschaft	Ownership	100.000	Zurich Insurance Group Ltd.	NO	11
		00000					Zurich Insurance Company (U.K.) Limited	.GBR	OTH	Zurich Versicherungs-Gesellschaft AG	Ownership	100.000	Zurich Insurance Group Ltd.	NO	7
		00000					Zurich Insurance Company Escritorio de Representacao no Bras	.BRA	OTH	Zurich Versicherungs-Gesellschaft AG	Ownership	100.000	Zurich Insurance Group Ltd.	NO	7
		00000					Zurich Insurance Company Ltd., Representative Office Buenos Aires	.ARG	OTH	Zurich Versicherungs-Gesellschaft AG	Ownership	100.000	Zurich Insurance Group Ltd.	NO	11
		00000			000112799	SIX Swiss Exchange	Zurich Insurance Group Ltd.	.CHE	OTH	Board of Directors	Board		Shareholders	NO	11
		00000					Zurich Insurance Holdings (Hong Kong) Limited	.HKG	OTH	Zurich Versicherungs-Gesellschaft AG	Ownership	100.000	Zurich Insurance Group Ltd.	NO	11
		00000					Zurich Insurance Malaysia Berhad	.MYS	OTH	Zurich Versicherungs-Gesellschaft AG	Ownership	100.000	Zurich Insurance Group Ltd.	NO	11
		00000	AA-1780059				Zurich Insurance plc	.IRL	OTH	Zurich Beteiligungs-Aktiengesellschaft (Deutschland)	Ownership	25.074	Zurich Insurance Group Ltd.	NO	11
		00000	AA-1780059				Zurich Insurance plc	.IRL	OTH	Zurich Holding Ireland Limited	Ownership	70.405	Zurich Insurance Group Ltd.	NO	11
		00000	AA-1780059				Zurich Insurance plc	.IRL	OTH	Zurich Insurance Company Ltd - Rappresentanza Generale per I	Ownership	4.521	Zurich Insurance Group Ltd.	NO	11
		00000					Zurich Insurance plc, Representative Office Buenos Aires	.ARG	OTH	Zurich Insurance plc	Ownership	100.000	Zurich Insurance Group Ltd.	NO	11
		00000					Zurich Intermediary Group Limited	.GBR	OTH	Zurich Financial Services (UKISA) Limited	Ownership	99.999	Zurich Insurance Group Ltd.	NO	11
		00000					Zurich Intermediary Group Limited	.GBR	OTH	Zurich Financial Services (UKISA) Nominees Limited	Ownership	0.001	Zurich Insurance Group Ltd.	NO	11
		00000	AA-1120018				Zurich International (UK) Limited	.GBR	OTH	Zurich Holdings (UK) Limited	Ownership	100.000	Zurich Insurance Group Ltd.	NO	11
		00000					Zurich International Life Limited	.GBR	OTH	Zurich Versicherungs-Gesellschaft AG	Ownership	100.000	Zurich Insurance Group Ltd.	NO	11
		00000					Zurich International Pensions Administration Limited	.IMN	OTH	Zurich International Life Limited	Ownership	100.000	Zurich Insurance Group Ltd.	NO	11
		00000					Zurich Invest AG	.CHE	OTH	Zurich Versicherungs-Gesellschaft AG	Ownership	100.000	Zurich Insurance Group Ltd.	NO	11
		00000					Zurich Invest ICAV	.IRL	OTH	Zurich Invest AG	Ownership	50.000	Zurich Insurance Group Ltd.	NO	11

ANNUAL STATEMENT FOR THE YEAR 2023 OF THE FARMERS GROUP PROPERTY AND CASUALTY INSURANCE COMPANY

SCHEDULE Y

PART 1A - DETAIL OF INSURANCE HOLDING COMPANY SYSTEM

1	2	3	4	5	6	7	8	9	10	11	12	13	14	15	16
Group Code	Group Name	NAIC Company Code	ID Number	Federal RSSD	CIK	Name of Securities Exchange if Publicly Traded (U.S. or International)	Names of Parent, Subsidiaries Or Affiliates	Domiciliary Location	Relationship to Reporting Entity	Directly Controlled by (Name of Entity/Person)	Type of Control (Ownership, Board, Management, Attorney-in-Fact, Influence, Other)	If Control is Ownership Provide Percentage	Ultimate Controlling Entity(ies)/Person(s)	Is an SCA Filing Required? (Yes/No)	*
		00000					Zurich Invest ICAV	.IRL	OTH	Zürich Versicherungs-Gesellschaft AG	Ownership	50.000	Zurich Insurance Group Ltd.	NO	11
		00000					Zurich Investment Management Limited	.AUS	OTH	Zurich Australia Limited	Ownership	100.000	Zurich Insurance Group Ltd.	NO	11
		00000					Zurich Investment Services Limited	.BMU	OTH	Zurich Finance Company Ltd	Ownership	100.000	Zurich Insurance Group Ltd.	NO	11
		00000					Zurich Insurance Company Ltd - Rappresentanza Generale per l	.ITA	OTH	Zurich Insurance Company Ltd - Rappresentanza Generale per l	Ownership	100.000	Zurich Insurance Group Ltd.	NO	11
		00000					Zurich Investments Life S.p.A.	.ITA	OTH	Zurich Investments Life S.p.A.	Ownership	100.000	Zurich Insurance Group Ltd.	NO	11
		00000					ZURICH IRELAND MASTER TRUSTEE DESIGNATED ACTIVITY COMPANY	.IRL	OTH	Zurich Life Assurance plc	Ownership	100.000	Zurich Insurance Group Ltd.	NO	11
		00000					Zurich Italy S.p.A.	.ITA	OTH	Zürich Versicherungs-Gesellschaft AG	Ownership	100.000	Zurich Insurance Group Ltd.	NO	11
		00000					Zurich JVCompany Servicios Mexico, S.A. DE C.V.	.MEX	OTH	Zurich Santander Seguros Mexico, S.A.	Ownership	99.998	Zurich Insurance Group Ltd.	NO	11
		00000					Zurich JVCompany Servicios Mexico, S.A. DE C.V.	.MEX	OTH	Zurich Vida, Compania de Seguros, S.A.	Ownership	0.002	Zurich Insurance Group Ltd.	NO	11
		00000					Zurich Kunden Center GmbH	.DEU	OTH	Zurich Beteiligungs-Aktiengesellschaft (Deutschland)	Ownership	100.000	Zurich Insurance Group Ltd.	NO	11
		00000	26-0530367				Zurich Latin America Corporation	.FL	OTH	Zurich Holding Company of America, Inc.	Ownership	100.000	Zurich Insurance Group Ltd.	NO	11
		00000					Zurich Latin America Holding S.L. - Sociedad Unipersonal	.ESP	OTH	Zurich Lebensversicherungs-Gesellschaft AG	Ownership	100.000	Zurich Insurance Group Ltd.	NO	11
		00000					Zurich Latin American Services S.A.	.ARG	OTH	Inversiones Suizo-Argentina S.A.	Ownership	6.320	Zurich Insurance Group Ltd.	NO	11
		00000					Zurich Latin American Services S.A.	.ARG	OTH	Zurich Versicherungs-Gesellschaft AG	Ownership	93.680	Zurich Insurance Group Ltd.	NO	11
		00000					Zurich Lebensversicherungs-Gesellschaft AG	.CHE	OTH	Zurich Versicherungs-Gesellschaft AG	Ownership	100.000	Zurich Insurance Group Ltd.	NO	11
		00000					Zurich Legacy Solutions Services (UK) Limited	.GBR	OTH	Zurich Versicherungs-Gesellschaft AG	Ownership	100.000	Zurich Insurance Group Ltd.	YES	11
		00000					Zurich Life Assurance plc	.IRL	OTH	Zurich Holding Ireland Limited	Ownership	100.000	Zurich Insurance Group Ltd.	NO	11
		00000					Zurich Life Insurance (Hong Kong) Limited	.HKG	OTH	Zürich Versicherungs-Gesellschaft AG	Ownership	100.000	Zurich Insurance Group Ltd.	NO	11
		00000					Zurich Life Insurance Company Ltd., Representative office Buenos Aires	.ARG	OTH	Zurich Lebensversicherungs-Gesellschaft AG	Ownership	100.000	Zurich Insurance Group Ltd.	NO	11
		00000					Zurich Lebensversicherungs-Gesellschaft AG			Zürich Lebensversicherungs-Gesellschaft AG	Ownership	100.000	Zurich Insurance Group Ltd.	NO	11
		00000					Zurich Life Preparatory Japan Co. Ltd.	.JPN	OTH	Zurich Lebensversicherungs-Gesellschaft AG	Ownership	100.000	Zurich Insurance Group Ltd.	NO	11
		00000					Zurich Livell Services and Solutions AG	.CHE	OTH	Zürich Versicherungs-Gesellschaft AG	Ownership	100.000	Zurich Insurance Group Ltd.	NO	11
		00000					Zurich Management (Bermuda) Ltd	.BMU	OTH	Zurich Versicherungs-Gesellschaft AG	Ownership	100.000	Zurich Insurance Group Ltd.	NO	11
		00000					Zurich Management Services Limited	.GBR	OTH	Zurich Holdings (UK) Limited	Ownership	100.000	Zurich Insurance Group Ltd.	NO	11
		00000					Zurich Minas Brasil Seguros S.A.	.BRA	OTH	Zurich Versicherungs-Gesellschaft AG	Ownership	100.000	Zurich Insurance Group Ltd.	NO	11
		00000					Zurich Pension Trustees Ireland Limited	.IRL	OTH	Zurich Insurance plc	Ownership	50.000	Zurich Insurance Group Ltd.	NO	11
		00000					Zurich Pension Trustees Ireland Limited	.IRL	OTH	Zurich Trustee Services Limited	Ownership	50.000	Zurich Insurance Group Ltd.	NO	11
		00000					Zurich Pension Trustees Limited	.GBR	OTH	Zurich Assurance Ltd	Ownership	100.000	Zurich Insurance Group Ltd.	NO	11
		00000					Zurich Pensions Management Limited	.GBR	OTH	Allied Dunbar Assurance plc	Ownership	100.000	Zurich Insurance Group Ltd.	NO	11
		00000					Zurich Lebensversicherungs-Gesellschaft AG			Zurich Lebensversicherungs-Gesellschaft AG	Ownership	100.000	Zurich Insurance Group Ltd.	NO	11
		00000					Zurich Pensionskassen-Beratung AG	.CHE	OTH	Zurich Lebensversicherungs-Gesellschaft AG	Ownership	100.000	Zurich Insurance Group Ltd.	NO	11
		00000					Zurich Professional Limited	.GBR	OTH	Zurich Holdings (UK) Limited	Ownership	100.000	Zurich Insurance Group Ltd.	NO	11
		00000					Zurich Project Finance (UK) Limited	.GBR	OTH	Zürich Versicherungs-Gesellschaft AG	Ownership	100.000	Zurich Insurance Group Ltd.	NO	11
		00000					Zurich Properties Pty Limited	.AUS	OTH	Zurich Australia Limited	Ownership	40.001	Zurich Insurance Group Ltd.	NO	11
		00000					Zurich Properties Pty Limited	.AUS	OTH	Zurich Australian Insurance Limited	Ownership	59.999	Zurich Insurance Group Ltd.	NO	11
		00000					Zurich Property Services Malaysia Sdn Bhd	.MYS	OTH	Zurich Versicherungs-Gesellschaft AG	Ownership	100.000	Zurich Insurance Group Ltd.	NO	11
		00000	30-0165071				Zurich Realty, Inc.	.MD	OTH	Zurich Holding Company of America, Inc.	Ownership	100.000	Zurich Insurance Group Ltd.	NO	11
		00000					Zurich Rechtsschutz-Schadenservice GmbH	.DEU	OTH	Zurich Beteiligungs-Aktiengesellschaft (Deutschland)	Ownership	100.000	Zurich Insurance Group Ltd.	NO	11
		00000					Zurich Lebensversicherungs-Gesellschaft AG			Zurich Lebensversicherungs-Gesellschaft AG	Ownership	100.000	Zurich Insurance Group Ltd.	NO	11
		00000					Zurich Resseguradora Brasil S.A.	.BRA	OTH	Zurich Resseguradora Brasil S.A.	Ownership	0.001	Zurich Insurance Group Ltd.	NO	11
		00000					Zurich Resseguradora Brasil S.A.	.BRA	OTH	Zurich Versicherungs-Gesellschaft AG	Ownership	99.999	Zurich Insurance Group Ltd.	NO	11

97.14

ANNUAL STATEMENT FOR THE YEAR 2023 OF THE FARMERS GROUP PROPERTY AND CASUALTY INSURANCE COMPANY

SCHEDULE Y

PART 1A - DETAIL OF INSURANCE HOLDING COMPANY SYSTEM

1	2	3	4	5	6	7	8	9	10	11	12	13	14	15	16
Group Code	Group Name	NAIC Company Code	ID Number	Federal RSSD	CIK	Name of Securities Exchange if Publicly Traded (U.S. or International)	Names of Parent, Subsidiaries Or Affiliates	Domi-ciliary Location	Relation-ship to Reporting Entity	Directly Controlled by (Name of Entity/Person)	Type of Control (Ownership, Board, Management, Attorney-in-Fact, Influence, Other)	If Control is Ownership Provide Percentage	Ultimate Controlling Entity(ies)/Person(s)	Is an SCA Filing Re-quired? (Yes/No)	*
		00000					Zurich Risk Management Services (India) Private Limited	.IND	OTH	Zürich Rückversicherungs-Gesellschaft AG	Ownership	1.000	Zurich Insurance Group Ltd.	NO	11
		00000					Zurich Risk Management Services (India) Private Limited	.IND	OTH	Zurich Versicherungs-Gesellschaft AG	Ownership	99.000	Zurich Insurance Group Ltd.	NO	11
		00000					Zurich Rückversicherungs-Gesellschaft AG	.CHE	OTH	Zurich Versicherungs-Gesellschaft AG	Ownership	100.000	Zurich Insurance Group Ltd.	NO	11
		00000					Zurich Sander Vermögensverwaltungs AG (Deutschland)	.DEU	OTH	Zürich Beteiligungs-Aktiengesellschaft (Deutschland)	Ownership	32.460	Zurich Insurance Group Ltd.	NO	11
		00000					Zurich Sander Vermögensverwaltungs AG (Deutschland)	.DEU	OTH	Deutscher Herold Aktiengesellschaft	Ownership	67.540	Zurich Insurance Group Ltd.	NO	11
		00000					Zurich Santander Brasil Odonto LTDA.	.BRA	OTH	Zurich Santander Brasil Seguros e Previd ncia S.A.	Ownership	99.000	Zurich Insurance Group Ltd.	NO	11
		00000					Zurich Santander Brasil Odonto LTDA.	.BRA	OTH	Zurich Santander Brasil Seguros S.A.	Ownership	1.000	Zurich Insurance Group Ltd.	NO	11
		00000					Zurich Santander Brasil Seguros e Previd ncia S.A.	.BRA	OTH	Zurich Latin America Holding S.L. - Sociedad Unipersonal	Ownership	0.220	Zurich Insurance Group Ltd.	NO	11
		00000					Zurich Santander Brasil Seguros e Previd ncia S.A.	.BRA	OTH	Zurich Santander Holding (Spain), S.L.	Ownership	99.568	Zurich Insurance Group Ltd.	NO	11
		00000					Zurich Santander Brasil Seguros S.A.	.BRA	OTH	Zurich Santander Brasil Seguros e Previd ncia S.A.	Ownership	100.000	Zurich Insurance Group Ltd.	NO	11
		00000					Zurich Santander Holding (Spain), S.L.	.ESP	OTH	Zurich Santander Insurance America, S.L.	Ownership	100.000	Zurich Insurance Group Ltd.	NO	11
		00000					Zurich Santander Holding Dos (Spain), S.L.	.ESP	OTH	Zurich Santander Insurance America, S.L.	Ownership	100.000	Zurich Insurance Group Ltd.	NO	11
		00000					Zurich Santander Insurance America, S.L.	.ESP	OTH	Zurich Latin America Holding S.L. - Sociedad Unipersonal	Ownership	51.000	Zurich Insurance Group Ltd.	NO	11
		00000					Zurich Santander Seguros Argentina S.A.	.ARG	OTH	Inversiones ZS America SpA	Ownership	4.000	Zurich Insurance Group Ltd.	NO	11
		00000					Zurich Santander Seguros Argentina S.A.	.ARG	OTH	Zurich Santander Insurance America, S.L.	Ownership	96.000	Zurich Insurance Group Ltd.	NO	11
		00000					Zurich Santander Seguros de Vida Chile S.A.	.CHL	OTH	Inversiones ZS America Dos Limitada	Ownership	99.782	Zurich Insurance Group Ltd.	NO	11
		00000					Zurich Santander Seguros de Vida Chile S.A.	.CHL	OTH	Inversiones ZS America SpA	Ownership	0.218	Zurich Insurance Group Ltd.	NO	11
		00000					Zurich Santander Seguros Generales Chile S.A.	.CHL	OTH	Inversiones ZS America Dos Limitada	Ownership	99.505	Zurich Insurance Group Ltd.	NO	11
		00000					Zurich Santander Seguros Generales Chile S.A.	.CHL	OTH	Inversiones ZS America SpA	Ownership	0.495	Zurich Insurance Group Ltd.	NO	11
		00000					Zurich Santander Seguros Mexico, S.A.	.MEX	OTH	Inversiones ZS America SpA	Ownership	0.001	Zurich Insurance Group Ltd.	NO	11
		00000					Zurich Santander Seguros Mexico, S.A.	.MEX	OTH	Zurich Santander Insurance America, S.L.	Ownership	99.999	Zurich Insurance Group Ltd.	NO	11
		00000					Zurich Schweiz Services AG	.CHE	OTH	Zürich Versicherungs-Gesellschaft AG	Ownership	100.000	Zurich Insurance Group Ltd.	NO	11
		00000					Zurich Seguros Ecuador, S.A.	.ECU	OTH	Zürich Versicherungs-Gesellschaft AG	Ownership	100.000	Zurich Insurance Group Ltd.	NO	11
		00000					Zurich Service GmbH	.DEU	OTH	Zurich Versicherungs-Aktiengesellschaft	Ownership	100.000	Zurich Insurance Group Ltd.	NO	11
		00000					Zurich Services (Australia) Pty Limited	.AUS	OTH	Zurich Financial Services Australia Limited	Ownership	100.000	Zurich Insurance Group Ltd.	NO	11
		00000					Zurich Services (Hong Kong) Limited	.HKG	OTH	Zurich Insurance Holdings (Hong Kong) Limited	Ownership	99.997	Zurich Insurance Group Ltd.	NO	11
		00000					Zurich Services (Hong Kong) Limited	.HKG	OTH	Zürich Versicherungs-Gesellschaft AG	Ownership	0.003	Zurich Insurance Group Ltd.	NO	11
		00000					Zurich Services A.I.E.	.ESP	OTH	AIDE Asistencia Seguros y Reaseguros, S.A. - Sociedad Uniper	Ownership	0.001	Zurich Insurance Group Ltd.	NO	11
		00000					Zurich Services A.I.E.	.ESP	OTH	Bansabadell Pensiones, E.G.F.P, S.A.	Ownership	0.001	Zurich Insurance Group Ltd.	NO	11
		00000					Zurich Services A.I.E.	.ESP	OTH	Bansabadell Seguros Generales, S.A. de Seguros y Reaseguros	Ownership	0.001	Zurich Insurance Group Ltd.	NO	11
		00000					Zurich Services A.I.E.	.ESP	OTH	Bansabadell Vida S.A. de Seguros y Reaseguros	Ownership	0.001	Zurich Insurance Group Ltd.	NO	11
		00000					Zurich Services A.I.E.	.ESP	OTH	Zurich Insurance plc, Sucursal en Espana	Ownership	97.180	Zurich Insurance Group Ltd.	NO	11
		00000					Zurich Services A.I.E.	.ESP	OTH	Zurich Vida, Compania de Seguros y Reaseguros, S.A. - Societ	Ownership	2.816	Zurich Insurance Group Ltd.	NO	11
		00000	35-2546417				Zurich Services Company (Pty) Ltd	.AUS	OTH	Zürich Versicherungs-Gesellschaft AG	Ownership	100.000	Zurich Insurance Group Ltd.	NO	11
		00000					Zurich Services US, LLC	.DE	OTH	Farmers Group, Inc.	Ownership	50.000	Zurich Insurance Group Ltd.	NO	11

97.15

ANNUAL STATEMENT FOR THE YEAR 2023 OF THE FARMERS GROUP PROPERTY AND CASUALTY INSURANCE COMPANY

SCHEDULE Y
PART 1A - DETAIL OF INSURANCE HOLDING COMPANY SYSTEM

1	2	3	4	5	6	7	8	9	10	11	12	13	14	15	16
Group Code	Group Name	NAIC Company Code	ID Number	Federal RSSD	CIK	Name of Securities Exchange if Publicly Traded (U.S. or International)	Names of Parent, Subsidiaries Or Affiliates	Domi-ciliary Location	Relation-ship to Reporting Entity	Directly Controlled by (Name of Entity/Person)	Type of Control (Ownership, Board, Management, Attorney-in-Fact, Influence, Other)	If Control is Ownership Provide Percentage	Ultimate Controlling Entity(ies)/Person(s)	Is an SCA Filing Re-quired? (Yes/No)	*
		00000	35-2546417				Zurich Services US, LLC	DE	OTH	Zurich Holding Company of America, Inc.	Ownership	50.000	Zurich Insurance Group Ltd.	NO	11
		00000					Zurich Servicios de Mexico, S.A. de C.V.	MEX	OTH	Zurich Vida, Compania de Seguros, S.A.	Ownership	90.000	Zurich Insurance Group Ltd.	NO	11
		00000					Zurich Servicios de Mexico, S.A. de C.V.	MEX	OTH	Zurich, Compania de Seguros, S.A.	Ownership	10.000	Zurich Insurance Group Ltd.	NO	11
		00000					ZURICH SERVICIOS DIRECTO ESPAÑA, S.L.	ESP	OTH	Zurich Insurance Mobile Solutions AG	Ownership	100.000	Zurich Insurance Group Ltd.	NO	11
		00000					Zurich Servicios y Soporte México, S.A. de C.V.	MEX	OTH	Zürich Lebensversicherungs-Gesellschaft AG	Ownership	0.020	Zurich Insurance Group Ltd.	NO	11
		00000					Zurich Servicios y Soporte México, S.A. de C.V.	MEX	OTH	Zürich Versicherungs-Gesellschaft AG	Ownership	99.980	Zurich Insurance Group Ltd.	NO	11
		00000					Zurich Shared Services S.A.	CHL	OTH	Inversiones Suizo Chilena S.A.	Ownership	99.987	Zurich Insurance Group Ltd.	NO	11
		00000					Zurich Shared Services S.A.	CHL	OTH	Zurich Investments Chile S.A.	Ownership	0.013	Zurich Insurance Group Ltd.	NO	11
		00000					Zurich Sigorta A.S.	TUR	OTH	Zurich Versicherungs-Gesellschaft AG	Ownership	100.000	Zurich Insurance Group Ltd.	NO	8
		00000					Zurich Small Amount and Short Term Insurance Ltd	JPN	OTH	Zürich Versicherungs-Gesellschaft AG	Ownership	100.000	Zurich Insurance Group Ltd.	NO	9
		00000					Zurich South America Invest AB	SWI	OTH	Zurich Versicherungs-Gesellschaft AG	Ownership	100.000	Zurich Insurance Group Ltd.	NO	11
		00000					Zurich Specialties London Limited	GBR	OTH	Zurich Holdings (UK) Limited	Ownership	100.000	Zurich Insurance Group Ltd.	NO	11
		00000					Zurich Structured Finance, Inc.	DE	OTH	Zurich Finance Company Ltd	Ownership	100.000	Zurich Insurance Group Ltd.	NO	11
		00000					Zurich Takaful Malaysia Berhad (ZTMB)	MYS	OTH	Zurich Versicherungs-Gesellschaft AG	Ownership	100.000	Zurich Insurance Group Ltd.	NO	11
		00000					Zurich Technical and Consulting Services (Beijing) Co. Ltd.	CHN	OTH	Zurich Insurance Holdings (Hong Kong) Limited	Ownership	100.000	Zurich Insurance Group Ltd.	NO	11
		00000					Zurich Technical Development (China) Limited	CHN	OTH	Zurich Insurance Holdings (Hong Kong) Limited	Ownership	100.000	Zurich Insurance Group Ltd.	NO	11
		00000					Zurich Technology Malaysia Sdn Bhd	MYS	OTH	Zurich Technology Services Malaysia Sdn Bhd	Ownership	100.000	Zurich Insurance Group Ltd.	NO	11
		00000					Zurich Technology Services Malaysia Sdn Bhd	MYS	OTH	Zurich Versicherungs-Gesellschaft AG	Ownership	100.000	Zurich Insurance Group Ltd.	NO	11
		00000					Zurich Transitional Services Limited	GBR	OTH	Zurich Holdings (UK) Limited	Ownership	100.000	Zurich Insurance Group Ltd.	NO	11
		00000					Zurich Travel Solutions Pty Limited	AUS	OTH	Zürich Versicherungs-Gesellschaft AG	Ownership	100.000	Zurich Insurance Group Ltd.	NO	11
		00000					Zurich Treasury Services Limited	IRL	OTH	Limited	Ownership	100.000	Zurich Insurance Group Ltd.	NO	11
		00000					Zurich Trustee Services Limited	IRL	OTH	Zurich Life Assurance plc	Ownership	100.000	Zurich Insurance Group Ltd.	NO	11
		00000					Zurich UK General Employee Services Limited	GBR	OTH	Zurich UK General Services Limited	Ownership	100.000	Zurich Insurance Group Ltd.	NO	11
		00000					Zurich UK General Services Limited	GBR	OTH	Zurich Holdings (UK) Limited	Ownership	100.000	Zurich Insurance Group Ltd.	NO	11
		00000	AA-1220080				Zurich Versicherungs-Aktiengesellschaft	AUT	OTH	Zurich Versicherungs-Gesellschaft AG	Ownership	99.981	Zurich Insurance Group Ltd.	NO	11
		00000	AA-1460190				Zurich Versicherungs-Gesellschaft AG	CHE	OTH	Zurich Insurance Group Ltd.	Ownership	100.000	Zurich Insurance Group Ltd.	YES	11
		00000					Zurich Vida e Previdencia S.A.	BRA	OTH	Zurich Minas Brasil Seguros S.A.	Ownership	100.000	Zurich Insurance Group Ltd.	NO	11
		00000					Zurich Vida, Compania de Seguros y Reaseguros, S.A. - Socied	ESP	OTH	Zurich Lebensversicherungs-Gesellschaft AG	Ownership	100.000	Zurich Insurance Group Ltd.	NO	11
		00000	AA-1840022				Zurich Vida, Compania de Seguros, S.A.	MEX	OTH	Zurich Versicherungs-Gesellschaft AG	Ownership	100.000	Zurich Insurance Group Ltd.	NO	11
		00000	AA-2734111				Zurich Vorsorge-Beratungs und Vertriebs GmbH (Deutschland)	DEU	OTH	Zürich Beteiligungs-Aktiengesellschaft (Deutschland)	Ownership	100.000	Zurich Insurance Group Ltd.	NO	11
		00000					Zurich Whiteley Investment Trust Limited	GBR	OTH	Zurich Insurance plc	Ownership	100.000	Zurich Insurance Group Ltd.	NO	11
		00000					Zurich Whiteley Trust Limited	GBR	OTH	Zurich Whiteley Investment Trust Limited	Ownership	100.000	Zurich Insurance Group Ltd.	NO	11
		00000					Zurich Workplace Solutions (Middle East) Limited	ARE	OTH	Zurich International Life Limited	Ownership	100.000	Zurich Insurance Group Ltd.	NO	11

ANNUAL STATEMENT FOR THE YEAR 2023 OF THE FARMERS GROUP PROPERTY AND CASUALTY INSURANCE COMPANY

SCHEDULE Y

PART 1A - DETAIL OF INSURANCE HOLDING COMPANY SYSTEM

1	2	3	4	5	6	7	8	9	10	11	12	13	14	15	16
Group Code	Group Name	NAIC Company Code	ID Number	Federal RSSD	CIK	Name of Securities Exchange if Publicly Traded (U.S. or International)	Names of Parent, Subsidiaries Or Affiliates	Domiciliary Location	Relationship to Reporting Entity	Directly Controlled by (Name of Entity/Person)	Type of Control (Ownership, Board, Management, Attorney-in-Fact, Influence, Other)	If Control is Ownership Provide Percentage	Ultimate Controlling Entity(ies)/Person(s)	Is an SCA Filing Required? (Yes/No)	*
.....

Asterisk	Explanation
.....	Note 1: Farmers Insurance Exchange is a California interinsurance exchange owned by its policyholders. Its attorney-in-fact is Farmers Group, Inc, dba Farmers Underwriters Association, which is a subsidiary of Zurich Insurance Group Ltd.
.....	Note 2: Farmers Group Inc, as attorney-in-fact for Farmers Insurance Exchange, provides management services to Farmers Texas County Mutual Insurance Company.
.....	Note 3: Fire Insurance Exchange is a California interinsurance exchange owned by its policyholders. Its attorney-in-fact is Fire Underwriters Association, which is a subsidiary of Zurich Insurance Group Ltd.
.....	Note 4: Foremost County Mutual Insurance Company is a Texas County mutual insurance company managed by Foremost Insurance Company Grand Rapids, Michigan.
.....	Note 5: Foremost Lloyds of Texas is a Texas company managed by Foremost Insurance Company Grand Rapids, Michigan.
.....	Note 6: Truck Insurance Exchange is a California interinsurance exchange owned by its policyholders. Its attorney-in-fact is Truck Underwriters Association, which is a subsidiary of Zurich Insurance Group Ltd.
.....	Note 7: Zurich Insurance Plc operates branches in the following countries: Italy (AA-1364106), Portugal (AA-1820001), Spain (AA-1840150), and United Kingdom (AA-1780059).
.....	Note 8: Zurich Versicherungs-Aktiengesellschaft operates a branch in Germany (AA-1340017)
.....	Note 9: Zurich Versicherungs-Gesellschaft AG also known as Zurich Insurance Company, Ltd operates branches in the following countries: Bermuda (AA-3190825), Canada (AA-1560999), Hong Kong (AA-5324112), Ireland (AA-1780042), Japan (AA-1584115), and Singapore (AA-5760036). It also operates a management entity Alpina International (AA-1460010) in Switzerland.
.....	Note 10: An affiliate entity is the attorney-in-fact of Farmers Insurance Exchange, Fire Insurance Exchange and Truck Insurance Exchange (collectively Exchanges). The reporting entity's relationship to the Exchanges, their subsidiaries, and the affiliates that they manage is classified as OTHER.
.....	Note 11: This company is a subsidiary of Zurich Insurance Group Ltd., and is an affiliate of Farmers Group, Inc.
.....	Note 12: Farmers Lloyds Insurance Company of Texas is a Texas company managed by Farmers Lloyds, Inc.

ANNUAL STATEMENT FOR THE YEAR 2023 OF THE FARMERS GROUP PROPERTY AND CASUALTY INSURANCE COMPANY

SCHEDULE Y

PART 2 - SUMMARY OF INSURER'S TRANSACTIONS WITH ANY AFFILIATES

1	2	3	4	5	6	7	8	9	10	11	12	13
NAIC Company Code	ID Number	Names of Insurers and Parent, Subsidiaries or Affiliates	Shareholder Dividends	Capital Contributions	Purchases, Sales or Exchanges of Loans, Securities, Real Estate, Mortgage Loans or Other Investments	Income/ (Disbursements) Incurred in Connection with Guarantees or Undertakings for the Benefit of any Affiliate(s)	Management Agreements and Service Contracts	Income/ (Disbursements) Incurred Under Reinsurance Agreements	*	Any Other Material Activity Not in the Ordinary Course of the Insurer's Business	Totals	Reinsurance Recoverable/ (Payable) on Losses and/or Reserve Credit Taken/(Liability)
25232	22-3398993	21st Century Advantage Insurance Company	(10,200,000)								(10,200,000)	
36404	95-4136306	21st Century Casualty Company										22,767,218
34789	23-2044095	21st Century Centennial Insurance Company										72,292,278
12963	95-2565072	21st Century Insurance Company										347,539,981
32220	13-3333609	21st Century North America Insurance Company	10,200,000								10,200,000	3,932,923
20796	22-1721971	21st Century Premier Insurance Company										8,859,095
10245	86-0812982	American Federation Insurance Company										8,080,253
10805	13-3953213	American Pacific Insurance Company, Inc.										247,830
11034	34-1893500	Bristol West Casualty Insurance Company										21,198,001
	13-3994449	Bristol West Holdings, Inc.		(24,000,000)							(24,000,000)	
19658	38-1865162	Bristol West Insurance Company		24,000,000							24,000,000	321,102,955
12774	86-1174452	Bristol West Preferred Insurance Company										41,984,158
10315	95-4528269	Civic Property and Casualty Company							*			(191,585,127)
	33-0246699	Coast National Holding Company	24,000,000								24,000,000	
25089	33-0246701	Coast National Insurance Company	(24,000,000)	(24,000,000)							(48,000,000)	376,769,450
22926	36-1022580	Economy Fire & Casualty Company										216,489,822
38067	36-3027848	Economy Preferred Insurance Company										293,695,880
40649	36-3105737	Economy Premier Assurance Company										381,828,954
10318	95-4528266	Exact Property and Casualty Company							*			(193,444,558)
40169	05-0393243	Farmers Casualty Insurance Company										583,766,887
25321	23-1903575	Farmers Direct Property and Casualty Insurance Company										412,687,184
34339	13-2915260	Farmers Group Property and Casualty Insurance Company										773,880,899
21598	95-2626387	Farmers Insurance Company of Arizona										470,781,439
21601	95-2626385	Farmers Insurance Company of Idaho							*			(53,515,127)
21636	95-2655893	Farmers Insurance Company of Oregon					(255,193,076)		*		(255,193,076)	(1,130,346,122)
21644	95-2655894	Farmers Insurance Company of Washington							*			(145,924,560)
21628	48-0609012	Farmers Insurance Company, Inc.							*			613,970,950
21652	95-2575893	Farmers Insurance Exchange		(30,000,000)			(2,114,157,374)	146,362,246	*		(1,997,795,128)	(10,414,151,207)
28487	22-2640040	Farmers Insurance Hawaii, Inc.										6,090,107
36889	31-0956373	Farmers Insurance of Columbus Inc.							*			(115,513,674)
13938	75-2483187	Farmers Lloyds Insurance Company of Texas										82,871,502
10806	36-4165395	Farmers New Century Insurance Company							*			(74,670,276)
26298	13-2725441	Farmers Property and Casualty Insurance Company	5,000,000					162,335,082			167,335,082	1,261,259,369
43699	59-2326047	Farmers Specialty Insurance Company										19,093,721
24392	74-1067657	Farmers Texas County Mutual Insurance Company										1,165,134,312
	27-0342907	FCOA, LLC	(622,700,000)								(622,700,000)	
21660	95-6235715	Fire Insurance Exchange					(273,421,153)	(477,259,019)	*		(750,680,172)	(18,234,203)

ANNUAL STATEMENT FOR THE YEAR 2023 OF THE FARMERS GROUP PROPERTY AND CASUALTY INSURANCE COMPANY

SCHEDULE Y

PART 2 - SUMMARY OF INSURER'S TRANSACTIONS WITH ANY AFFILIATES

1	2	3	4	5	6	7	8	9	10	11	12	13
NAIC Company Code	ID Number	Names of Insurers and Parent, Subsidiaries or Affiliates	Shareholder Dividends	Capital Contributions	Purchases, Sales or Exchanges of Loans, Securities, Real Estate, Mortgage Loans or Other Investments	Income/ (Disbursements) Incurred in Connection with Guarantees or Undertakings for the Benefit of any Affiliate(s)	Management Agreements and Service Contracts	Income/ (Disbursements) Incurred Under Reinsurance Agreements	*	Any Other Material Activity Not in the Ordinary Course of the Insurer's Business	Totals	Reinsurance Recoverable/ (Payable) on Losses and/or Reserve Credit Taken/(Liability)
29254	38-1721730	Foremost County Mutual Insurance Company										295,103,495
11185	38-1407533	Foremost Insurance Company Grand Rapids, Michigan	622,700,000				(137,010,118)				485,689,882	2,998,886,128
41688	75-1779175	Foremost Lloyds of Texas										193,957,480
11800	35-1604635	Foremost Property and Casualty Insurance Company										136,929,554
41513	38-2430150	Foremost Signature Insurance Company										83,639,339
21679	36-2661515	Illinois Farmers Insurance Company		30,000,000					*		30,000,000	165,216,531
21687	95-6016640	Mid Century Insurance Company					(583,298,460)	(169,376,487)	*		(752,674,946)	324,091,872
28673	74-2448744	Mid Century Insurance Company of Texas										243,931,080
10317	95-4528264	Neighborhood Spirit Property and Casualty Company							*			(185,805,289)
33120	65-0109120	Security National Insurance Company		24,000,000							24,000,000	392,035,966
21695	94-1663548	Texas Farmers Insurance Company							*			540,025,698
44245	13-3551577	Toggle Insurance Company										143,662,726
21709	95-2575892	Truck Insurance Exchange					(282,535,191)	337,938,178	*		55,402,987	1,357,325,683
		The following Zurich Insurance Group entities within NAIC Group Code 0212 have transactions with Farmers Insurance Group entities within NAIC Group Code 0069										
40142	36-3141762	American Zurich Insurance Company										1,569,156
	95-3003951	Farmers General Insurance Agency, Inc.	(5,000,000)								(5,000,000)	
	95-0725935	Farmers Group, Inc.	1,200,000,000				3,420,306,897				4,620,306,897	
63177	91-0335750	Farmers New World Life Insurance Company	(1,200,000,000)				(352,830,123)				(1,552,830,123)	
10873	95-4650862	Farmers Reinsurance Company										(473,742,373)
	95-2670247	Fire Underwriters Association					310,606,430				310,606,430	
	95-2670330	Truck Underwriters Association					267,588,168				267,588,168	
90557	36-3050975	Zurich America Life Insurance Company					(56,000)				(56,000)	
16535	36-4233459	Zurich American Insurance Company										59,333,592
	AA-1460190	Zurich Insurance Company, Ltd.										(26,246,404)
	AA-3190947	Zurich Global Ltd										(1,418,854,549)
9999999	Control Totals								XXX			

*Please refer to Note 26 for an explanation of Farmers Insurance Group of Companies Intercompany Pooling Agreement. A reinsurance pooling agreement between certain members of the Farmers Insurance Group of Companies became effective on December 31, 1985 and was modified as of January 1, 1992, as of January 1, 1993, as of January 1, 1994, January 1, 1998, and January 1, 1999. The pooling participants and their respective shares are as follows:

	1991 & Prior	1992	1993	1994 - 1997	1998	1999 - Present
Farmers Insurance Exchange	71.61	64.00	66.46	68.76	68.01	51.75
Truck Insurance Exchange	10.42	10.24	9.00	8.65	8.65	7.75
Fire Insurance Exchange	9.93	10.00	10.00	8.05	8.05	7.50
Farmers Insurance Company of Oregon	4.28	10.00	10.24	10.24	10.24	7.00
Mid-Century Insurance Company	1.46	1.46	0.00	0.00	0.00	16.00
Texas Farmers Insurance Company	1.03	1.03	1.03	1.03	1.03	1.00
Farmers Insurance Company, Inc.	0.65	0.65	0.65	0.65	0.65	0.75
Illinois Farmers Insurance Company	0.62	0.62	0.62	0.62	0.62	0.75
Farmers Insurance Company of Washington	0.00	2.00	2.00	2.00	2.00	2.00
Farmers New Century Insurance Company	0.00	0.00	0.00	0.00	0.75	0.75
Farmers Insurance Co of Idaho	0.00	0.00	0.00	0.00	0.00	0.75
Farmers Insurance of Columbus, Inc.	0.00	0.00	0.00	0.00	0.00	1.00
Civic Property & Casualty Company	0.00	0.00	0.00	0.00	0.00	1.00
Exact Property & Casualty Company	0.00	0.00	0.00	0.00	0.00	1.00
Neighborhood Spirit Property & Casualty Co.	0.00	0.00	0.00	0.00	0.00	1.00

ANNUAL STATEMENT FOR THE YEAR 2023 OF THE FARMERS GROUP PROPERTY AND CASUALTY INSURANCE COMPANY

SCHEDULE Y

PART 3 - ULTIMATE CONTROLLING PARTY AND LISTING OF OTHER U.S. INSURANCE GROUPS OR ENTITIES UNDER THAT ULTIMATE CONTROLLING PARTY'S CONTROL

1 Insurers in Holding Company	2 Owners with Greater Than 10% Ownership	3 Ownership Percentage Column 2 of Column 1	4 Granted Disclaimer of Control/ Affiliation of Column 2 Over Column 1 (Yes/No)	5 Ultimate Controlling Party	6 U.S. Insurance Groups or Entities Controlled by Column 5	7 Ownership Percentage (Column 5 of Column 6)	8 Granted Disclaimer of Control/ Affiliation of Column 5 Over Column 6 (Yes/No)
21st Century Casualty Company	21st Century Insurance Group	100.000	NO	Farmers Insurance Exchange	Farmers Insurance Group		NO
21st Century Centennial Insurance Company	Mid-Century Insurance Company	100.000	NO	Farmers Insurance Exchange	Farmers Insurance Group		NO
21st Century Insurance Company	21st Century Insurance Group	100.000	NO	Farmers Insurance Exchange	Farmers Insurance Group		NO
21st Century North America Insurance Company	Mid-Century Insurance Company	100.000	NO	Farmers Insurance Exchange	Farmers Insurance Group		NO
21st Century Pinnacle Insurance Company	21st Century North America Insurance Company	100.000	NO	Farmers Insurance Exchange	Farmers Insurance Group		NO
21st Century Premier Insurance Company	21st Century Centennial Insurance Company	100.000	NO	Farmers Insurance Exchange	Farmers Insurance Group		NO
American Federation Insurance Company	21st Century Insurance Group	100.000	NO	Farmers Insurance Exchange	Farmers Insurance Group		NO
American Pacific Insurance Company, Inc.	Farmers Insurance Hawaii, Inc.	100.000	NO	Farmers Insurance Exchange	Farmers Insurance Group		NO
Bristol West Casualty Insurance Company	Coast National Insurance Company	100.000	NO	Farmers Insurance Exchange	Farmers Insurance Group		NO
Bristol West Insurance Company	Coast National Insurance Company	100.000	NO	Farmers Insurance Exchange	Farmers Insurance Group		NO
Bristol West Preferred Insurance Company	Bristol West Holdings, Inc.	100.000	NO	Farmers Insurance Exchange	Farmers Insurance Group		NO
Civic Property and Casualty Company	Fire Insurance Exchange	80.000	NO	Fire Insurance Exchange	Farmers Insurance Group		NO
Civic Property and Casualty Company	Truck Insurance Exchange	20.000	NO	Fire Insurance Exchange	Farmers Insurance Group		NO
Coast National Insurance Company	Coast National Holding Company	100.000	NO	Farmers Insurance Exchange	Farmers Insurance Group		NO
Economy Fire & Casualty Company	Farmers Property and Casualty Insurance Company	100.000	NO	Farmers Insurance Exchange	Farmers Insurance Group		NO
Economy Preferred Insurance Company	Economy Fire & Casualty Company	100.000	NO	Farmers Insurance Exchange	Farmers Insurance Group		NO
Economy Premier Assurance Company	Economy Fire & Casualty Company	100.000	NO	Farmers Insurance Exchange	Farmers Insurance Group		NO
Exact Property and Casualty Company	Fire Insurance Exchange	80.000	NO	Fire Insurance Exchange	Farmers Insurance Group		NO
Exact Property and Casualty Company	Truck Insurance Exchange	20.000	NO	Fire Insurance Exchange	Farmers Insurance Group		NO
Farmers Casualty Insurance Company	Farmers Property and Casualty Insurance Company	100.000	NO	Farmers Insurance Exchange	Farmers Insurance Group		NO
Farmers Direct Property and Casualty Insurance Company	Farmers Property and Casualty Insurance Company	100.000	NO	Farmers Insurance Exchange	Farmers Insurance Group		NO
Farmers Group Property and Casualty Insurance Company	Farmers Property and Casualty Insurance Company	100.000	NO	Farmers Insurance Exchange	Farmers Insurance Group		NO
Farmers Insurance Company of Arizona	Farmers Insurance Exchange	70.000	NO	Farmers Insurance Exchange	Farmers Insurance Group		NO
Farmers Insurance Company of Arizona	Truck Insurance Exchange	20.000	NO	Farmers Insurance Exchange	Farmers Insurance Group		NO
Farmers Insurance Company of Idaho	Farmers Insurance Exchange	80.000	NO	Farmers Insurance Exchange	Farmers Insurance Group		NO
Farmers Insurance Company of Idaho	Truck Insurance Exchange	13.300	NO	Farmers Insurance Exchange	Farmers Insurance Group		NO
Farmers Insurance Company of Oregon	Farmers Insurance Exchange	80.000	NO	Farmers Insurance Exchange	Farmers Insurance Group		NO
Farmers Insurance Company of Oregon	Truck Insurance Exchange	20.000	NO	Farmers Insurance Exchange	Farmers Insurance Group		NO
Farmers Insurance Company of Washington	Fire Insurance Exchange	80.000	NO	Fire Insurance Exchange	Farmers Insurance Group		NO
Farmers Insurance Company of Washington	Truck Insurance Exchange	20.000	NO	Fire Insurance Exchange	Farmers Insurance Group		NO
Farmers Insurance Company, Inc.	Farmers Insurance Exchange	90.000	NO	Farmers Insurance Exchange	Farmers Insurance Group		NO
Farmers Insurance Exchange	Interinsurance Exchange (See Note 1)		NO		Farmers Insurance Group		NO
Farmers Insurance Hawaii, Inc.	Mid-Century Insurance Company	100.000	NO	Farmers Insurance Exchange	Farmers Insurance Group		NO
Farmers Insurance of Columbus, Inc.	Farmers Insurance Exchange	100.000	NO	Farmers Insurance Exchange	Farmers Insurance Group		NO
Farmers Lloyds Insurance Company of Texas	Farmers Lloyds, Inc. (See Note 2)		NO		Farmers Insurance Group		NO
Farmers New Century Insurance Company	Illinois Farmers Insurance Company	100.000	NO	Farmers Insurance Exchange	Farmers Insurance Group		NO
Farmers Property and Casualty Insurance Company	Farmers Insurance Exchange	80.000	NO	Farmers Insurance Exchange	Farmers Insurance Group		NO
Farmers Specialty Insurance Company	Foremost Insurance Company Grand Rapids, Michigan	100.000	NO	Farmers Insurance Exchange	Farmers Insurance Group		NO
Farmers Texas County Mutual Insurance Company	County Mutual Company (See Note 3)		NO		Farmers Insurance Group		NO
Fire Insurance Exchange	Interinsurance Exchange (See Note 4)		NO		Farmers Insurance Group		NO
Foremost County Mutual Insurance Company	County Mutual Company (See Note 5)		NO		Farmers Insurance Group		NO
Foremost Insurance Company Grand Rapids, Michigan	Farmers Insurance Exchange	80.000	NO	Farmers Insurance Exchange	Farmers Insurance Group		NO
Foremost Lloyds of Texas	Lloyds Company (See Note 6)		NO		Farmers Insurance Group		NO

ANNUAL STATEMENT FOR THE YEAR 2023 OF THE FARMERS GROUP PROPERTY AND CASUALTY INSURANCE COMPANY

SCHEDULE Y

PART 3 - ULTIMATE CONTROLLING PARTY AND LISTING OF OTHER U.S. INSURANCE GROUPS OR ENTITIES UNDER THAT ULTIMATE CONTROLLING PARTY'S CONTROL

1 Insurers in Holding Company	2 Owners with Greater Than 10% Ownership	3 Ownership Percentage Column 2 of Column 1	4 Granted Disclaimer of Control/ Affiliation of Column 2 Over Column 1 (Yes/No)	5 Ultimate Controlling Party	6 U.S. Insurance Groups or Entities Controlled by Column 5	7 Ownership Percentage (Column 5 of Column 6)	8 Granted Disclaimer of Control/ Affiliation of Column 5 Over Column 6 (Yes/No)
Foremost Property & Casualty Insurance Company	Foremost Insurance Company Grand Rapids, Michigan ..	100.000	NO	Farmers Insurance Exchange	Farmers Insurance Group		NO
Foremost Signature Insurance Company	Foremost Insurance Company Grand Rapids, Michigan ..	100.000	NO	Farmers Insurance Exchange	Farmers Insurance Group		NO
Illinois Farmers Insurance Company	Farmers Insurance Exchange	100.000	NO	Farmers Insurance Exchange	Farmers Insurance Group		NO
Mid-Century Insurance Company	Farmers Insurance Exchange	80.000	NO	Farmers Insurance Exchange	Farmers Insurance Group		NO
Mid-Century Insurance Company of Texas	Farmers Insurance Exchange	100.000	NO	Farmers Insurance Exchange	Farmers Insurance Group		NO
Neighborhood Spirit Property and Casualty Company ..	Fire Insurance Exchange	80.000	NO	Fire Insurance Exchange	Farmers Insurance Group		NO
Neighborhood Spirit Property and Casualty Company ..	Truck Insurance Exchange	20.000	NO	Fire Insurance Exchange	Farmers Insurance Group		NO
Security National Insurance Company	Bristol West Holdings, Inc.	100.000	NO	Farmers Insurance Exchange	Farmers Insurance Group		NO
Texas Farmers Insurance Company	Farmers Insurance Exchange	86.280	NO	Farmers Insurance Exchange	Farmers Insurance Group		NO
Texas Farmers Insurance Company	Mid-Century Insurance Company	13.720	NO	Farmers Insurance Exchange	Farmers Insurance Group		NO
Toggle Insurance Company	Mid-Century Insurance Company	100.000	NO	Farmers Insurance Exchange	Farmers Insurance Group		NO
Truck Insurance Exchange	Interinsurance Exchange (See Note 7)		NO		Farmers Insurance Group		NO
***THE FOLLOWING ARE ZURICH INSURANCE GROUP ENTITIES WITHIN NAIC GROUP CODE 0212 AND ARE NOT INCLUDED IN FARMERS INSURANCE GROUP WITHIN NAIC GROUP CODE 0069							
American Guarantee and Liability Insurance Company .	Zurich American Insurance Company	100.000	NO	Zurich Insurance Group Ltd.	Zurich U.S. Insurance Pool Group	100.000	NO
American Zurich Insurance Company	Steadfast Insurance Company	100.000	NO	Zurich Insurance Group Ltd.	Zurich U.S. Insurance Pool Group	100.000	NO
Centre Insurance Company	Centre Solutions (U.S.) Limited	100.000	NO	Zurich Insurance Group Ltd.	Zurich Ins Group	100.000	NO
Centre Life Insurance Company	Centre Solutions (U.S.) Limited	100.000	NO	Zurich Insurance Group Ltd.	Zurich Ins Group	100.000	NO
Colonial American Casualty and Surety Company	Fidelity and Deposit Company of Maryland	100.000	NO	Zurich Insurance Group Ltd.	Zurich U.S. Insurance Pool Group	100.000	NO
Empire Fire and Marine Insurance Company	Zurich American Insurance Company	100.000	NO	Zurich Insurance Group Ltd.	Zurich U.S. Insurance Pool Group	100.000	NO
Empire Indemnity Insurance Company	Zurich American Insurance Company	100.000	NO	Zurich Insurance Group Ltd.	Zurich U.S. Insurance Pool Group	100.000	NO
Farmers New World Life Insurance Company	Farmers Group, Inc.	100.000	NO	Zurich Insurance Group Ltd.	Zurich Ins Group	100.000	NO
Farmers Reinsurance Company	Farmers Group, Inc.	100.000	NO	Zurich Insurance Group Ltd.	Zurich Ins Group	100.000	NO
Fidelity and Deposit Company of Maryland	Zurich American Insurance Company	100.000	NO	Zurich Insurance Group Ltd.	Zurich U.S. Insurance Pool Group	100.000	NO
Rural Community Insurance Company	Zurich American Insurance Company	100.000	NO	Zurich Insurance Group Ltd.	Zurich Ins Group	100.000	NO
Steadfast Insurance Company	Zurich American Insurance Company	100.000	NO	Zurich Insurance Group Ltd.	Zurich U.S. Insurance Pool Group	100.000	NO
Universal Underwriters Insurance Company	Zurich American Insurance Company	100.000	NO	Zurich Insurance Group Ltd.	Zurich U.S. Insurance Pool Group	100.000	NO
Universal Underwriters of Texas Insurance Company ..	Universal Underwriters Insurance Company	100.000	NO	Zurich Insurance Group Ltd.	Zurich U.S. Insurance Pool Group	100.000	NO
Zurich American Insurance Company	Zurich Holding Company of America, Inc.	100.000	NO	Zurich Insurance Group Ltd.	Zurich U.S. Insurance Pool Group	100.000	NO
Zurich American Insurance Company of Illinois	American Zurich Insurance Company	100.000	NO	Zurich Insurance Group Ltd.	Zurich U.S. Insurance Pool Group	100.000	NO
Zurich American Life Insurance Company	Zurich Holding Company of America, Inc.	100.000	NO	Zurich Insurance Group Ltd.	Zurich Ins Group	100.000	NO
Zurich American Life Insurance Company of New York .	Zurich American Life Insurance Company	100.000	NO	Zurich Insurance Group Ltd.	Zurich Ins Group	100.000	NO
Note 1 Farmers Insurance Exchange, formed and organized pursuant to California Insurance Code Section 1280, et seq., is owned by its policyholders. Its attorney-in-fact, Farmers Group, Inc., dba Farmers Underwriters Association, which is a subsidiary of Zurich Insurance Group Ltd. (See also Schedule Y, Part 1A)							

ANNUAL STATEMENT FOR THE YEAR 2023 OF THE FARMERS GROUP PROPERTY AND CASUALTY INSURANCE COMPANY

SCHEDULE Y

PART 3 - ULTIMATE CONTROLLING PARTY AND LISTING OF OTHER U.S. INSURANCE GROUPS OR ENTITIES UNDER THAT ULTIMATE CONTROLLING PARTY'S CONTROL

1 Insurers in Holding Company	2 Owners with Greater Than 10% Ownership	3 Ownership Percentage Column 2 of Column 1	4 Granted Disclaimer of Control/ Affiliation of Column 2 Over Column 1 (Yes/No)	5 Ultimate Controlling Party	6 U.S. Insurance Groups or Entities Controlled by Column 5	7 Ownership Percentage (Column 5 of Column 6)	8 Granted Disclaimer of Control/ Affiliation of Column 5 Over Column 6 (Yes/No)
Note 2 Farmers Lloyds Insurance Company of Texas is a Texas company managed by Farmers Lloyds, Inc. Note 3 Farmers Texas County Mutual Insurance Company, formed and organized pursuant to Chapter 912 of the Texas Insurance Code, is managed by Farmers Group, Inc., dba Farmers Underwriters Association Note 4 Fire Insurance Exchange, formed and organized pursuant to California Insurance Code Section 1280, et seq., is owned by its policyholders. Its attorney-in-fact, Fire Underwriters Association, which is a subsidiary of Zurich Insurance Group Ltd. (See also Schedule Y, Part 1A) Note 5 Foremost County Mutual Insurance Company is a Texas County mutual insurance company managed by Foremost Insurance Company Grand Rapids, Michigan .. Note 6 Foremost Lloyds of Texas is a Texas company managed by Foremost Insurance Company Grand Rapids, Michigan. Note 7 Truck Insurance Exchange, formed and organized pursuant to California Insurance Code Section 1280, et seq., is owned by its policyholders. Its attorney-in-fact, Truck Underwriters Association, which is a subsidiary of Zurich Insurance Group Ltd. (See also Schedule Y, Part 1A)							

SUPPLEMENTAL EXHIBITS AND SCHEDULES INTERROGATORIES

REQUIRED FILINGS

The following supplemental reports are required to be filed as part of your statement filing unless specifically waived by the domiciliary state. However, in the event that your domiciliary state waives the filing requirement, your response of **WAIVED** to the specific interrogatory will be accepted in lieu of filing a "NONE" report and a bar code will be printed below. If the supplement is required of your company but is not being filed for whatever reason enter **SEE EXPLANATION** and provide an explanation following the interrogatory questions.

MARCH FILING

- | | Responses |
|--|-----------|
| 1. Will an actuarial opinion be filed by March 1? | YES |
| 2. Will the Supplemental Compensation Exhibit be filed with the state of domicile by March 1? | YES |
| 3. Will the confidential Risk-based Capital Report be filed with the NAIC by March 1?..... | YES |
| 4. Will the confidential Risk-based Capital Report be filed with the state of domicile, if required by March 1?..... | YES |

APRIL FILING

- | | |
|--|-----|
| 5. Will the Insurance Expense Exhibit be filed with the state of domicile and the NAIC by April 1? | YES |
| 6. Will Management's Discussion and Analysis be filed by April 1? | YES |
| 7. Will the Supplemental Investment Risk Interrogatories be filed by April 1? | YES |

MAY FILING

- | | |
|--|-----|
| 8. Will this company be included in a combined annual statement which is filed with the NAIC by May 1? | YES |
|--|-----|

JUNE FILING

- | | |
|--|-----|
| 9. Will an audited financial report be filed by June 1? | YES |
| 10. Will Accountant's Letter of Qualifications be filed with the state of domicile and electronically with the NAIC by June 1? | YES |

SUPPLEMENTAL FILINGS

The following supplemental reports are required to be filed as part of your annual statement filing **if your company is engaged in the type of business covered by the supplement. However, in the event that your company does not transact the type of business for which the special report must be filed, your response of NO to the specific interrogatory will be accepted in lieu of filing a "NONE" report and a bar code will be printed below.** If the supplement is required of your company but is not being filed for whatever reason enter **SEE EXPLANATION** and provide an explanation following the interrogatory questions.

MARCH FILING

- | | |
|--|-----|
| 11. Will Schedule SIS (Stockholder Information Supplement) be filed with the state of domicile by March 1? | NO |
| 12. Will the Financial Guaranty Insurance Exhibit be filed by March 1?..... | NO |
| 13. Will the Medicare Supplement Insurance Experience Exhibit be filed with the state of domicile and the NAIC by March 1?..... | NO |
| 14. Will Supplement A to Schedule T (Medical Professional Liability Supplement) be filed by March 1? | NO |
| 15. Will the Trusteed Surplus Statement be filed with the state of domicile and the NAIC by March 1? | NO |
| 16. Will the Premiums Attributed to Protected Cells Exhibit be filed by March 1? | NO |
| 17. Will the Reinsurance Summary Supplemental Filing for General Interrogatory 9 be filed with the state of domicile and the NAIC by March 1? ... | NO |
| 18. Will the Medicare Part D Coverage Supplement be filed with the state of domicile and the NAIC by March 1?..... | NO |
| 19. Will the confidential Actuarial Opinion Summary be filed with the state of domicile, if required, by March 15 (or the date otherwise specified)?.. | YES |
| 20. Will the Reinsurance Attestation Supplement be filed with the state of domicile and the NAIC by March 1? | NO |
| 21. Will the Exceptions to the Reinsurance Attestation Supplement be filed with the state of domicile by March 1? | NO |
| 22. Will the Bail Bond Supplement be filed with the state of domicile and the NAIC by March 1? | NO |
| 23. Will the Director and Officer Insurance Coverage Supplement be filed with the state of domicile and the NAIC by March 1? | NO |
| 24. Will an approval from the reporting entity's state of domicile for relief related to the five-year rotation requirement for lead audit partner be filed electronically with the NAIC by March 1? | NO |
| 25. Will an approval from the reporting entity's state of domicile for relief related to the one-year cooling off period for independent CPA be filed electronically with the NAIC by March 1? | NO |
| 26. Will an approval from the reporting entity's state of domicile for relief related to the Requirements for Audit Committees be filed electronically with the NAIC by March 1?..... | NO |
| 27. Will the Supplemental Schedule for Reinsurance Counterparty Reporting Exception - Asbestos and Pollution Contracts be filed with the state of domicile and the NAIC by March 1?..... | NO |
| 28. Will the Exhibit of Other Liabilities by Lines of Business be filed with the state of domicile and the NAIC by March 1?..... | YES |
| 29. Will the Market Conduct Annual Statement (MCAS) Premium Exhibit for Year be filed with appropriate jurisdictions and with the NAIC by March 1?..... | YES |

APRIL FILING

- | | |
|--|-----|
| 30. Will the Credit Insurance Experience Exhibit be filed with the state of domicile and the NAIC by April 1? | NO |
| 31. Will the Long-term Care Experience Reporting Forms be filed with the state of domicile and the NAIC by April 1? | NO |
| 32. Will the Accident and Health Policy Experience Exhibit be filed by April 1? | NO |
| 33. Will the Supplemental Health Care Exhibit (Parts 1 and 2) be filed with the state of domicile and the NAIC by April 1? | NO |
| 34. Will the Cybersecurity and Identity Theft Insurance Coverage Supplement be filed with the state of domicile and the NAIC by April 1? | YES |
| 35. Will the Life, Health & Annuity Guaranty Association Assessable Premium Exhibit - Parts 1 and 2 be filed with the state of domicile and the NAIC by April 1? | NO |
| 36. Will the Private Flood Insurance Supplement be filed with the state of domicile and the NAIC by April 1? | NO |
| 37. Will the Mortgage Guaranty Insurance Exhibit be filed with the state of domicile and the NAIC by April 1? | NO |

AUGUST FILING

- | | |
|--|-----|
| 38. Will Management's Report of Internal Control Over Financial Reporting be filed with the state of domicile by August 1? | YES |
|--|-----|

Explanations:

- 11.
- 12.
- 13.
- 14.
- 15.
- 16.
- 17.
- 18.
- 20.
- 21.
- 22.
- 23.
- 24.
- 25.
- 26.
- 27.
- 30.
- 31.
- 32.
- 33.
- 35.
- 36.
- 37.

Bar Codes:

11. SIS Stockholder Information Supplement [Document Identifier 420]



12. Financial Guaranty Insurance Exhibit [Document Identifier 240]



13. Medicare Supplement Insurance Experience Exhibit [Document Identifier 360]



14. Supplement A to Schedule T [Document Identifier 455]




















15. Trusteed Surplus Statement [Document Identifier 490]



16. Premiums Attributed to Protected Cells Exhibit [Document Identifier 385]



SUPPLEMENTAL EXHIBITS AND SCHEDULES INTERROGATORIES

- 17. Reinsurance Summary Supplemental Filing [Document Identifier 401] 
- 18. Medicare Part D Coverage Supplement [Document Identifier 365] 
- 20. Reinsurance Attestation Supplement [Document Identifier 399] 
- 21. Exceptions to the Reinsurance Attestation Supplement [Document Identifier 400] 
- 22. Bail Bond Supplement [Document Identifier 500] 
- 23. Director and Officer Insurance Coverage Supplement [Document Identifier 505] 
- 24. Relief from the five-year rotation requirement for lead audit partner [Document Identifier 224] 
- 25. Relief from the one-year cooling off period for independent CPA [Document Identifier 225] 
- 26. Relief from the Requirements for Audit Committees [Document Identifier 226] 
- 27. Reinsurance Counterparty Reporting Exception – Asbestos and Pollution Contracts [Document Identifier 555] 
- 30. Credit Insurance Experience Exhibit [Document Identifier 230] 
- 31. Long-Term Care Experience Reporting Forms [Document Identifier 306] 
- 32. Accident and Health Policy Experience Exhibit [Document Identifier 210] 
- 33. Supplemental Health Care Exhibit (Parts 1 and 2) [Document Identifier 216] 
- 35. Life, Health & Annuity Guaranty Association Assessable Premium Exhibit - Parts 1 and 2 [Document Identifier 290] 
- 36. Private Flood Insurance Supplement [Document Identifier 560] 
- 37. Will the Mortgage Guaranty Insurance Exhibit [Document Identifier 565] 

OVERFLOW PAGE FOR WRITE-INS

NONE



SUPPLEMENT FOR THE YEAR 2023 OF THE FARMERS GROUP PROPERTY AND CASUALTY INSURANCE COMPANY

EXHIBIT OF OTHER LIABILITIES BY LINES OF BUSINESS

AS REPORTED ON LINE 17 OF THE EXHIBIT OF PREMIUMS AND LOSSES

(To Be Filed by March 1)

NAIC Group Code 0069

NAIC Company Code 34339

	Direct Business Only			
	Prior Year	Current Year		
	1 Written Premium	2 Written Premium	3 Losses Paid (deducting salvage)	4 Losses Unpaid (Case Base)
1. Completed operations				
2. Errors & omissions (E&O)				
3. Directors & officers (D&O)				
4. Environmental liability				
5. Excess workers' compensation				
6. Commercial excess & umbrella				
7. Personal umbrella	3,116,596	2,949,016	3,430,452	5,452,786
8. Employment liability				
9. Aggregate write-ins for facilities & premises (CGL)				
10. Internet & cyber liability				
11. Aggregate write-ins for other				
12. Total ASL 17 - other liability (sum of Lines 1 through 11)	3,116,596	2,949,016	3,430,452	5,452,786
DETAILS OF WRITE-INS				
0901.				
0902.				
0903.				
0998. Summary of remaining write-ins for Line 9 from overflow page				
0999. Totals (Lines 0901 thru 0903 plus 0998)(Line 9 above)				
1101.				
1102.				
1103.				
1198. Summary of remaining write-ins for Line 11 from overflow page				
1199. Totals (Lines 1101 thru 1103 plus 1198)(Line 11 above)				



SUPPLEMENT FOR THE YEAR 2023 OF THE FARMERS GROUP PROPERTY AND CASUALTY INSURANCE COMPANY
MARKET CONDUCT ANNUAL STATEMENT (MCAS) PREMIUM EXHIBIT FOR YEAR

For The Year Ended December 31, 2023
 (To Be Filed by March 1)

FOR THE STATE OF: Alabama

NAIC Group Code 0069

NAIC Company Code 34339

MCAS LINE OF BUSINESS	MCAS Reportable Premium/Considerations (Yes/No)
1. Disability Income	NO
2. Health	NO
3. Homeowners	YES
4. Individual Annuity	NO
5. Individual Life	NO
6. Lender-Placed Home and Auto	NO
7. Long-Term Care	NO
8. Other Health	NO
9. Private Flood	NO
10. Private Passenger Auto	YES
11. Short-Term Limited Duration Health Plans	NO
12. Travel	NO



**SUPPLEMENT FOR THE YEAR 2023 OF THE FARMERS GROUP PROPERTY AND CASUALTY INSURANCE COMPANY
MARKET CONDUCT ANNUAL STATEMENT (MCAS) PREMIUM EXHIBIT FOR YEAR**

For The Year Ended December 31, 2023
(To Be Filed by March 1)

FOR THE STATE OF: Alaska

NAIC Group Code 0069

NAIC Company Code 34339

MCAS LINE OF BUSINESS	MCAS Reportable Premium/Considerations (Yes/No)
1. Disability Income	NO
2. Health	NO
3. Homeowners	YES
4. Individual Annuity	NO
5. Individual Life	NO
6. Lender-Placed Home and Auto	NO
7. Long-Term Care	NO
8. Other Health	NO
9. Private Flood	NO
10. Private Passenger Auto	YES
11. Short-Term Limited Duration Health Plans	NO
12. Travel	NO



**SUPPLEMENT FOR THE YEAR 2023 OF THE FARMERS GROUP PROPERTY AND CASUALTY INSURANCE COMPANY
MARKET CONDUCT ANNUAL STATEMENT (MCAS) PREMIUM EXHIBIT FOR YEAR**

For The Year Ended December 31, 2023
(To Be Filed by March 1)

FOR THE STATE OF: Arizona

NAIC Group Code 0069

NAIC Company Code 34339

MCAS LINE OF BUSINESS	MCAS Reportable Premium/Considerations (Yes/No)
1. Disability Income	NO
2. Health	NO
3. Homeowners	YES
4. Individual Annuity	NO
5. Individual Life	NO
6. Lender-Placed Home and Auto	NO
7. Long-Term Care	NO
8. Other Health	NO
9. Private Flood	NO
10. Private Passenger Auto	YES
11. Short-Term Limited Duration Health Plans	NO
12. Travel	NO



**SUPPLEMENT FOR THE YEAR 2023 OF THE FARMERS GROUP PROPERTY AND CASUALTY INSURANCE COMPANY
 MARKET CONDUCT ANNUAL STATEMENT (MCAS) PREMIUM EXHIBIT FOR YEAR**

For The Year Ended December 31, 2023
 (To Be Filed by March 1)

FOR THE STATE OF: Arkansas

NAIC Group Code 0069

NAIC Company Code 34339

MCAS LINE OF BUSINESS	MCAS Reportable Premium/Considerations (Yes/No)
1. Disability Income	NO
2. Health	NO
3. Homeowners	NO
4. Individual Annuity	NO
5. Individual Life	NO
6. Lender-Placed Home and Auto	NO
7. Long-Term Care	NO
8. Other Health	NO
9. Private Flood	NO
10. Private Passenger Auto	YES
11. Short-Term Limited Duration Health Plans	NO
12. Travel	NO



**SUPPLEMENT FOR THE YEAR 2023 OF THE FARMERS GROUP PROPERTY AND CASUALTY INSURANCE COMPANY
MARKET CONDUCT ANNUAL STATEMENT (MCAS) PREMIUM EXHIBIT FOR YEAR**

For The Year Ended December 31, 2023
(To Be Filed by March 1)

FOR THE STATE OF: California

NAIC Group Code 0069

NAIC Company Code 34339

MCAS LINE OF BUSINESS	MCAS Reportable Premium/Considerations (Yes/No)
1. Disability Income	NO.....
2. Health	NO.....
3. Homeowners	NO.....
4. Individual Annuity	NO.....
5. Individual Life	NO.....
6. Lender-Placed Home and Auto	NO.....
7. Long-Term Care	NO.....
8. Other Health	NO.....
9. Private Flood	NO.....
10. Private Passenger Auto	NO.....
11. Short-Term Limited Duration Health Plans	NO.....
12. Travel	NO



**SUPPLEMENT FOR THE YEAR 2023 OF THE FARMERS GROUP PROPERTY AND CASUALTY INSURANCE COMPANY
MARKET CONDUCT ANNUAL STATEMENT (MCAS) PREMIUM EXHIBIT FOR YEAR**

For The Year Ended December 31, 2023
(To Be Filed by March 1)

FOR THE STATE OF: Connecticut

NAIC Group Code 0069

NAIC Company Code 34339

MCAS LINE OF BUSINESS	MCAS Reportable Premium/Considerations (Yes/No)
1. Disability Income	NO
2. Health	NO
3. Homeowners	YES
4. Individual Annuity	NO
5. Individual Life	NO
6. Lender-Placed Home and Auto	NO
7. Long-Term Care	NO
8. Other Health	NO
9. Private Flood	NO
10. Private Passenger Auto	YES
11. Short-Term Limited Duration Health Plans	NO
12. Travel	NO



**SUPPLEMENT FOR THE YEAR 2023 OF THE FARMERS GROUP PROPERTY AND CASUALTY INSURANCE COMPANY
MARKET CONDUCT ANNUAL STATEMENT (MCAS) PREMIUM EXHIBIT FOR YEAR**

For The Year Ended December 31, 2023
(To Be Filed by March 1)

FOR THE STATE OF: Delaware

NAIC Group Code 0069

NAIC Company Code 34339

MCAS LINE OF BUSINESS	MCAS Reportable Premium/Considerations (Yes/No)
1. Disability Income	NO
2. Health	NO
3. Homeowners	YES
4. Individual Annuity	NO
5. Individual Life	NO
6. Lender-Placed Home and Auto	NO
7. Long-Term Care	NO
8. Other Health	NO
9. Private Flood	NO
10. Private Passenger Auto	YES
11. Short-Term Limited Duration Health Plans	NO
12. Travel	NO



**SUPPLEMENT FOR THE YEAR 2023 OF THE FARMERS GROUP PROPERTY AND CASUALTY INSURANCE COMPANY
MARKET CONDUCT ANNUAL STATEMENT (MCAS) PREMIUM EXHIBIT FOR YEAR**

For The Year Ended December 31, 2023
(To Be Filed by March 1)

FOR THE STATE OF: District of Columbia

NAIC Group Code 0069

NAIC Company Code 34339

MCAS LINE OF BUSINESS	MCAS Reportable Premium/Considerations (Yes/No)
1. Disability Income	NO
2. Health	NO
3. Homeowners	NO
4. Individual Annuity	NO
5. Individual Life	NO
6. Lender-Placed Home and Auto	NO
7. Long-Term Care	NO
8. Other Health	NO
9. Private Flood	NO
10. Private Passenger Auto	YES
11. Short-Term Limited Duration Health Plans	NO
12. Travel	NO



**SUPPLEMENT FOR THE YEAR 2023 OF THE FARMERS GROUP PROPERTY AND CASUALTY INSURANCE COMPANY
 MARKET CONDUCT ANNUAL STATEMENT (MCAS) PREMIUM EXHIBIT FOR YEAR**

For The Year Ended December 31, 2023
 (To Be Filed by March 1)

FOR THE STATE OF: Florida

NAIC Group Code 0069

NAIC Company Code 34339

MCAS LINE OF BUSINESS	MCAS Reportable Premium/Considerations (Yes/No)
1. Disability Income	NO
2. Health	NO
3. Homeowners	NO
4. Individual Annuity	NO
5. Individual Life	NO
6. Lender-Placed Home and Auto	NO
7. Long-Term Care	NO
8. Other Health	NO
9. Private Flood	NO
10. Private Passenger Auto	NO
11. Short-Term Limited Duration Health Plans	NO
12. Travel	NO



**SUPPLEMENT FOR THE YEAR 2023 OF THE FARMERS GROUP PROPERTY AND CASUALTY INSURANCE COMPANY
MARKET CONDUCT ANNUAL STATEMENT (MCAS) PREMIUM EXHIBIT FOR YEAR**

For The Year Ended December 31, 2023
(To Be Filed by March 1)

FOR THE STATE OF: Georgia

NAIC Group Code 0069

NAIC Company Code 34339

MCAS LINE OF BUSINESS	MCAS Reportable Premium/Considerations (Yes/No)
1. Disability Income	NO
2. Health	NO
3. Homeowners	YES
4. Individual Annuity	NO
5. Individual Life	NO
6. Lender-Placed Home and Auto	NO
7. Long-Term Care	NO
8. Other Health	NO
9. Private Flood	NO
10. Private Passenger Auto	YES
11. Short-Term Limited Duration Health Plans	NO
12. Travel	NO



**SUPPLEMENT FOR THE YEAR 2023 OF THE FARMERS GROUP PROPERTY AND CASUALTY INSURANCE COMPANY
MARKET CONDUCT ANNUAL STATEMENT (MCAS) PREMIUM EXHIBIT FOR YEAR**

For The Year Ended December 31, 2023
(To Be Filed by March 1)

FOR THE STATE OF: Idaho

NAIC Group Code 0069

NAIC Company Code 34339

MCAS LINE OF BUSINESS	MCAS Reportable Premium/Considerations (Yes/No)
1. Disability Income	NO
2. Health	NO
3. Homeowners	YES
4. Individual Annuity	NO
5. Individual Life	NO
6. Lender-Placed Home and Auto	NO
7. Long-Term Care	NO
8. Other Health	NO
9. Private Flood	NO
10. Private Passenger Auto	YES
11. Short-Term Limited Duration Health Plans	NO
12. Travel	NO



**SUPPLEMENT FOR THE YEAR 2023 OF THE FARMERS GROUP PROPERTY AND CASUALTY INSURANCE COMPANY
MARKET CONDUCT ANNUAL STATEMENT (MCAS) PREMIUM EXHIBIT FOR YEAR**

For The Year Ended December 31, 2023
(To Be Filed by March 1)

FOR THE STATE OF: Illinois

NAIC Group Code 0069

NAIC Company Code 34339

MCAS LINE OF BUSINESS	MCAS Reportable Premium/Considerations (Yes/No)
1. Disability Income	NO
2. Health	NO
3. Homeowners	YES
4. Individual Annuity	NO
5. Individual Life	NO
6. Lender-Placed Home and Auto	NO
7. Long-Term Care	NO
8. Other Health	NO
9. Private Flood	NO
10. Private Passenger Auto	YES
11. Short-Term Limited Duration Health Plans	NO
12. Travel	NO



**SUPPLEMENT FOR THE YEAR 2023 OF THE FARMERS GROUP PROPERTY AND CASUALTY INSURANCE COMPANY
MARKET CONDUCT ANNUAL STATEMENT (MCAS) PREMIUM EXHIBIT FOR YEAR**

For The Year Ended December 31, 2023
(To Be Filed by March 1)

FOR THE STATE OF: Indiana

NAIC Group Code 0069

NAIC Company Code 34339

MCAS LINE OF BUSINESS	MCAS Reportable Premium/Considerations (Yes/No)
1. Disability Income	NO
2. Health	NO
3. Homeowners	YES
4. Individual Annuity	NO
5. Individual Life	NO
6. Lender-Placed Home and Auto	NO
7. Long-Term Care	NO
8. Other Health	NO
9. Private Flood	NO
10. Private Passenger Auto	YES
11. Short-Term Limited Duration Health Plans	NO
12. Travel	NO



**SUPPLEMENT FOR THE YEAR 2023 OF THE FARMERS GROUP PROPERTY AND CASUALTY INSURANCE COMPANY
MARKET CONDUCT ANNUAL STATEMENT (MCAS) PREMIUM EXHIBIT FOR YEAR**

For The Year Ended December 31, 2023
(To Be Filed by March 1)

FOR THE STATE OF: Iowa

NAIC Group Code 0069

NAIC Company Code 34339

MCAS LINE OF BUSINESS	MCAS Reportable Premium/Considerations (Yes/No)
1. Disability Income	NO
2. Health	NO
3. Homeowners	YES
4. Individual Annuity	NO
5. Individual Life	NO
6. Lender-Placed Home and Auto	NO
7. Long-Term Care	NO
8. Other Health	NO
9. Private Flood	NO
10. Private Passenger Auto	YES
11. Short-Term Limited Duration Health Plans	NO
12. Travel	NO



**SUPPLEMENT FOR THE YEAR 2023 OF THE FARMERS GROUP PROPERTY AND CASUALTY INSURANCE COMPANY
MARKET CONDUCT ANNUAL STATEMENT (MCAS) PREMIUM EXHIBIT FOR YEAR**

For The Year Ended December 31, 2023
(To Be Filed by March 1)

FOR THE STATE OF: Kansas

NAIC Group Code 0069

NAIC Company Code 34339

MCAS LINE OF BUSINESS	MCAS Reportable Premium/Considerations (Yes/No)
1. Disability Income	NO
2. Health	NO
3. Homeowners	NO
4. Individual Annuity	NO
5. Individual Life	NO
6. Lender-Placed Home and Auto	NO
7. Long-Term Care	NO
8. Other Health	NO
9. Private Flood	NO
10. Private Passenger Auto	YES
11. Short-Term Limited Duration Health Plans	NO
12. Travel	NO



**SUPPLEMENT FOR THE YEAR 2023 OF THE FARMERS GROUP PROPERTY AND CASUALTY INSURANCE COMPANY
MARKET CONDUCT ANNUAL STATEMENT (MCAS) PREMIUM EXHIBIT FOR YEAR**

For The Year Ended December 31, 2023
(To Be Filed by March 1)

FOR THE STATE OF: Louisiana

NAIC Group Code 0069

NAIC Company Code 34339

MCAS LINE OF BUSINESS	MCAS Reportable Premium/Considerations (Yes/No)
1. Disability Income	NO
2. Health	NO
3. Homeowners	NO
4. Individual Annuity	NO
5. Individual Life	NO
6. Lender-Placed Home and Auto	NO
7. Long-Term Care	NO
8. Other Health	NO
9. Private Flood	NO
10. Private Passenger Auto	YES
11. Short-Term Limited Duration Health Plans	NO
12. Travel	NO



**SUPPLEMENT FOR THE YEAR 2023 OF THE FARMERS GROUP PROPERTY AND CASUALTY INSURANCE COMPANY
MARKET CONDUCT ANNUAL STATEMENT (MCAS) PREMIUM EXHIBIT FOR YEAR**

For The Year Ended December 31, 2023
(To Be Filed by March 1)

FOR THE STATE OF: Maryland

NAIC Group Code 0069

NAIC Company Code 34339

MCAS LINE OF BUSINESS	MCAS Reportable Premium/Considerations (Yes/No)
1. Disability Income	NO
2. Health	NO
3. Homeowners	YES
4. Individual Annuity	NO
5. Individual Life	NO
6. Lender-Placed Home and Auto	NO
7. Long-Term Care	NO
8. Other Health	NO
9. Private Flood	NO
10. Private Passenger Auto	YES
11. Short-Term Limited Duration Health Plans	NO
12. Travel	NO



**SUPPLEMENT FOR THE YEAR 2023 OF THE FARMERS GROUP PROPERTY AND CASUALTY INSURANCE COMPANY
MARKET CONDUCT ANNUAL STATEMENT (MCAS) PREMIUM EXHIBIT FOR YEAR**

For The Year Ended December 31, 2023
(To Be Filed by March 1)

FOR THE STATE OF: Massachusetts

NAIC Group Code 0069

NAIC Company Code 34339

MCAS LINE OF BUSINESS	MCAS Reportable Premium/Considerations (Yes/No)
1. Disability Income	NO
2. Health	NO
3. Homeowners	NO
4. Individual Annuity	NO
5. Individual Life	NO
6. Lender-Placed Home and Auto	NO
7. Long-Term Care	NO
8. Other Health	NO
9. Private Flood	NO
10. Private Passenger Auto	NO
11. Short-Term Limited Duration Health Plans	NO
12. Travel	NO



**SUPPLEMENT FOR THE YEAR 2023 OF THE FARMERS GROUP PROPERTY AND CASUALTY INSURANCE COMPANY
MARKET CONDUCT ANNUAL STATEMENT (MCAS) PREMIUM EXHIBIT FOR YEAR**

For The Year Ended December 31, 2023
(To Be Filed by March 1)

FOR THE STATE OF: Michigan

NAIC Group Code 0069

NAIC Company Code 34339

MCAS LINE OF BUSINESS	MCAS Reportable Premium/Considerations (Yes/No)
1. Disability Income	NO
2. Health	NO
3. Homeowners	YES
4. Individual Annuity	NO
5. Individual Life	NO
6. Lender-Placed Home and Auto	NO
7. Long-Term Care	NO
8. Other Health	NO
9. Private Flood	NO
10. Private Passenger Auto	YES
11. Short-Term Limited Duration Health Plans	NO
12. Travel	NO



**SUPPLEMENT FOR THE YEAR 2023 OF THE FARMERS GROUP PROPERTY AND CASUALTY INSURANCE COMPANY
MARKET CONDUCT ANNUAL STATEMENT (MCAS) PREMIUM EXHIBIT FOR YEAR**

For The Year Ended December 31, 2023
(To Be Filed by March 1)

FOR THE STATE OF: Mississippi

NAIC Group Code 0069

NAIC Company Code 34339

MCAS LINE OF BUSINESS	MCAS Reportable Premium/Considerations (Yes/No)
1. Disability Income	NO
2. Health	NO
3. Homeowners	NO
4. Individual Annuity	NO
5. Individual Life	NO
6. Lender-Placed Home and Auto	NO
7. Long-Term Care	NO
8. Other Health	NO
9. Private Flood	NO
10. Private Passenger Auto	YES
11. Short-Term Limited Duration Health Plans	NO
12. Travel	NO



**SUPPLEMENT FOR THE YEAR 2023 OF THE FARMERS GROUP PROPERTY AND CASUALTY INSURANCE COMPANY
MARKET CONDUCT ANNUAL STATEMENT (MCAS) PREMIUM EXHIBIT FOR YEAR**

For The Year Ended December 31, 2023
(To Be Filed by March 1)

FOR THE STATE OF: Missouri

NAIC Group Code 0069

NAIC Company Code 34339

MCAS LINE OF BUSINESS	MCAS Reportable Premium/Considerations (Yes/No)
1. Disability Income	NO
2. Health	NO
3. Homeowners	YES
4. Individual Annuity	NO
5. Individual Life	NO
6. Lender-Placed Home and Auto	NO
7. Long-Term Care	NO
8. Other Health	NO
9. Private Flood	NO
10. Private Passenger Auto	YES
11. Short-Term Limited Duration Health Plans	NO
12. Travel	NO



**SUPPLEMENT FOR THE YEAR 2023 OF THE FARMERS GROUP PROPERTY AND CASUALTY INSURANCE COMPANY
MARKET CONDUCT ANNUAL STATEMENT (MCAS) PREMIUM EXHIBIT FOR YEAR**

For The Year Ended December 31, 2023
(To Be Filed by March 1)

FOR THE STATE OF: Montana

NAIC Group Code 0069

NAIC Company Code 34339

MCAS LINE OF BUSINESS	MCAS Reportable Premium/Considerations (Yes/No)
1. Disability Income	NO
2. Health	NO
3. Homeowners	YES
4. Individual Annuity	NO
5. Individual Life	NO
6. Lender-Placed Home and Auto	NO
7. Long-Term Care	NO
8. Other Health	NO
9. Private Flood	NO
10. Private Passenger Auto	YES
11. Short-Term Limited Duration Health Plans	NO
12. Travel	NO



**SUPPLEMENT FOR THE YEAR 2023 OF THE FARMERS GROUP PROPERTY AND CASUALTY INSURANCE COMPANY
MARKET CONDUCT ANNUAL STATEMENT (MCAS) PREMIUM EXHIBIT FOR YEAR**

For The Year Ended December 31, 2023
(To Be Filed by March 1)

FOR THE STATE OF: Nebraska

NAIC Group Code 0069

NAIC Company Code 34339

MCAS LINE OF BUSINESS	MCAS Reportable Premium/Considerations (Yes/No)
1. Disability Income	NO
2. Health	NO
3. Homeowners	NO
4. Individual Annuity	NO
5. Individual Life	NO
6. Lender-Placed Home and Auto	NO
7. Long-Term Care	NO
8. Other Health	NO
9. Private Flood	NO
10. Private Passenger Auto	YES
11. Short-Term Limited Duration Health Plans	NO
12. Travel	NO



**SUPPLEMENT FOR THE YEAR 2023 OF THE FARMERS GROUP PROPERTY AND CASUALTY INSURANCE COMPANY
MARKET CONDUCT ANNUAL STATEMENT (MCAS) PREMIUM EXHIBIT FOR YEAR**

For The Year Ended December 31, 2023
(To Be Filed by March 1)

FOR THE STATE OF: Nevada

NAIC Group Code 0069

NAIC Company Code 34339

MCAS LINE OF BUSINESS	MCAS Reportable Premium/Considerations (Yes/No)
1. Disability Income	NO
2. Health	NO
3. Homeowners	NO
4. Individual Annuity	NO
5. Individual Life	NO
6. Lender-Placed Home and Auto	NO
7. Long-Term Care	NO
8. Other Health	NO
9. Private Flood	NO
10. Private Passenger Auto	YES
11. Short-Term Limited Duration Health Plans	NO
12. Travel	NO



**SUPPLEMENT FOR THE YEAR 2023 OF THE FARMERS GROUP PROPERTY AND CASUALTY INSURANCE COMPANY
MARKET CONDUCT ANNUAL STATEMENT (MCAS) PREMIUM EXHIBIT FOR YEAR**

For The Year Ended December 31, 2023
(To Be Filed by March 1)

FOR THE STATE OF: New Hampshire

NAIC Group Code 0069

NAIC Company Code 34339

MCAS LINE OF BUSINESS	MCAS Reportable Premium/Considerations (Yes/No)
1. Disability Income	NO
2. Health	NO
3. Homeowners	YES
4. Individual Annuity	NO
5. Individual Life	NO
6. Lender-Placed Home and Auto	NO
7. Long-Term Care	NO
8. Other Health	NO
9. Private Flood	NO
10. Private Passenger Auto	YES
11. Short-Term Limited Duration Health Plans	NO
12. Travel	NO



**SUPPLEMENT FOR THE YEAR 2023 OF THE FARMERS GROUP PROPERTY AND CASUALTY INSURANCE COMPANY
MARKET CONDUCT ANNUAL STATEMENT (MCAS) PREMIUM EXHIBIT FOR YEAR**

For The Year Ended December 31, 2023
(To Be Filed by March 1)

FOR THE STATE OF: New Jersey

NAIC Group Code 0069

NAIC Company Code 34339

MCAS LINE OF BUSINESS	MCAS Reportable Premium/Considerations (Yes/No)
1. Disability Income	NO
2. Health	NO
3. Homeowners	YES
4. Individual Annuity	NO
5. Individual Life	NO
6. Lender-Placed Home and Auto	NO
7. Long-Term Care	NO
8. Other Health	NO
9. Private Flood	NO
10. Private Passenger Auto	YES
11. Short-Term Limited Duration Health Plans	NO
12. Travel	NO



**SUPPLEMENT FOR THE YEAR 2023 OF THE FARMERS GROUP PROPERTY AND CASUALTY INSURANCE COMPANY
MARKET CONDUCT ANNUAL STATEMENT (MCAS) PREMIUM EXHIBIT FOR YEAR**

For The Year Ended December 31, 2023
(To Be Filed by March 1)

FOR THE STATE OF: New York

NAIC Group Code 0069

NAIC Company Code 34339

MCAS LINE OF BUSINESS	MCAS Reportable Premium/Considerations (Yes/No)
1. Disability Income	NO
2. Health	NO
3. Homeowners	NO
4. Individual Annuity	NO
5. Individual Life	NO
6. Lender-Placed Home and Auto	NO
7. Long-Term Care	NO
8. Other Health	NO
9. Private Flood	NO
10. Private Passenger Auto	YES
11. Short-Term Limited Duration Health Plans	NO
12. Travel	NO



**SUPPLEMENT FOR THE YEAR 2023 OF THE FARMERS GROUP PROPERTY AND CASUALTY INSURANCE COMPANY
MARKET CONDUCT ANNUAL STATEMENT (MCAS) PREMIUM EXHIBIT FOR YEAR**

For The Year Ended December 31, 2023
(To Be Filed by March 1)

FOR THE STATE OF: North Dakota

NAIC Group Code 0069

NAIC Company Code 34339

MCAS LINE OF BUSINESS	MCAS Reportable Premium/Considerations (Yes/No)
1. Disability Income	NO
2. Health	NO
3. Homeowners	NO
4. Individual Annuity	NO
5. Individual Life	NO
6. Lender-Placed Home and Auto	NO
7. Long-Term Care	NO
8. Other Health	NO
9. Private Flood	NO
10. Private Passenger Auto	YES
11. Short-Term Limited Duration Health Plans	NO
12. Travel	NO



**SUPPLEMENT FOR THE YEAR 2023 OF THE FARMERS GROUP PROPERTY AND CASUALTY INSURANCE COMPANY
MARKET CONDUCT ANNUAL STATEMENT (MCAS) PREMIUM EXHIBIT FOR YEAR**

For The Year Ended December 31, 2023
(To Be Filed by March 1)

FOR THE STATE OF: Ohio

NAIC Group Code 0069

NAIC Company Code 34339

MCAS LINE OF BUSINESS	MCAS Reportable Premium/Considerations (Yes/No)
1. Disability Income	NO
2. Health	NO
3. Homeowners	YES
4. Individual Annuity	NO
5. Individual Life	NO
6. Lender-Placed Home and Auto	NO
7. Long-Term Care	NO
8. Other Health	NO
9. Private Flood	NO
10. Private Passenger Auto	YES
11. Short-Term Limited Duration Health Plans	NO
12. Travel	NO



**SUPPLEMENT FOR THE YEAR 2023 OF THE FARMERS GROUP PROPERTY AND CASUALTY INSURANCE COMPANY
MARKET CONDUCT ANNUAL STATEMENT (MCAS) PREMIUM EXHIBIT FOR YEAR**

For The Year Ended December 31, 2023
(To Be Filed by March 1)

FOR THE STATE OF: Oklahoma

NAIC Group Code 0069

NAIC Company Code 34339

MCAS LINE OF BUSINESS	MCAS Reportable Premium/Considerations (Yes/No)
1. Disability Income	NO
2. Health	NO
3. Homeowners	NO
4. Individual Annuity	NO
5. Individual Life	NO
6. Lender-Placed Home and Auto	NO
7. Long-Term Care	NO
8. Other Health	NO
9. Private Flood	NO
10. Private Passenger Auto	YES
11. Short-Term Limited Duration Health Plans	NO
12. Travel	NO



**SUPPLEMENT FOR THE YEAR 2023 OF THE FARMERS GROUP PROPERTY AND CASUALTY INSURANCE COMPANY
MARKET CONDUCT ANNUAL STATEMENT (MCAS) PREMIUM EXHIBIT FOR YEAR**

For The Year Ended December 31, 2023
(To Be Filed by March 1)

FOR THE STATE OF: Pennsylvania

NAIC Group Code 0069

NAIC Company Code 34339

MCAS LINE OF BUSINESS	MCAS Reportable Premium/Considerations (Yes/No)
1. Disability Income	NO
2. Health	NO
3. Homeowners	NO
4. Individual Annuity	NO
5. Individual Life	NO
6. Lender-Placed Home and Auto	NO
7. Long-Term Care	NO
8. Other Health	NO
9. Private Flood	NO
10. Private Passenger Auto	YES
11. Short-Term Limited Duration Health Plans	NO
12. Travel	NO



**SUPPLEMENT FOR THE YEAR 2023 OF THE FARMERS GROUP PROPERTY AND CASUALTY INSURANCE COMPANY
MARKET CONDUCT ANNUAL STATEMENT (MCAS) PREMIUM EXHIBIT FOR YEAR**

For The Year Ended December 31, 2023
(To Be Filed by March 1)

FOR THE STATE OF: Rhode Island

NAIC Group Code 0069

NAIC Company Code 34339

MCAS LINE OF BUSINESS	MCAS Reportable Premium/Considerations (Yes/No)
1. Disability Income	NO
2. Health	NO
3. Homeowners	YES
4. Individual Annuity	NO
5. Individual Life	NO
6. Lender-Placed Home and Auto	NO
7. Long-Term Care	NO
8. Other Health	NO
9. Private Flood	NO
10. Private Passenger Auto	YES
11. Short-Term Limited Duration Health Plans	NO
12. Travel	NO



**SUPPLEMENT FOR THE YEAR 2023 OF THE FARMERS GROUP PROPERTY AND CASUALTY INSURANCE COMPANY
MARKET CONDUCT ANNUAL STATEMENT (MCAS) PREMIUM EXHIBIT FOR YEAR**

For The Year Ended December 31, 2023
(To Be Filed by March 1)

FOR THE STATE OF: South Carolina

NAIC Group Code 0069

NAIC Company Code 34339

MCAS LINE OF BUSINESS	MCAS Reportable Premium/Considerations (Yes/No)
1. Disability Income	NO
2. Health	NO
3. Homeowners	NO
4. Individual Annuity	NO
5. Individual Life	NO
6. Lender-Placed Home and Auto	NO
7. Long-Term Care	NO
8. Other Health	NO
9. Private Flood	NO
10. Private Passenger Auto	NO
11. Short-Term Limited Duration Health Plans	NO
12. Travel	NO



**SUPPLEMENT FOR THE YEAR 2023 OF THE FARMERS GROUP PROPERTY AND CASUALTY INSURANCE COMPANY
MARKET CONDUCT ANNUAL STATEMENT (MCAS) PREMIUM EXHIBIT FOR YEAR**

For The Year Ended December 31, 2023
(To Be Filed by March 1)

FOR THE STATE OF: South Dakota

NAIC Group Code 0069

NAIC Company Code 34339

MCAS LINE OF BUSINESS	MCAS Reportable Premium/Considerations (Yes/No)
1. Disability Income	NO
2. Health	NO
3. Homeowners	YES
4. Individual Annuity	NO
5. Individual Life	NO
6. Lender-Placed Home and Auto	NO
7. Long-Term Care	NO
8. Other Health	NO
9. Private Flood	NO
10. Private Passenger Auto	YES
11. Short-Term Limited Duration Health Plans	NO
12. Travel	NO



**SUPPLEMENT FOR THE YEAR 2023 OF THE FARMERS GROUP PROPERTY AND CASUALTY INSURANCE COMPANY
MARKET CONDUCT ANNUAL STATEMENT (MCAS) PREMIUM EXHIBIT FOR YEAR**

For The Year Ended December 31, 2023
(To Be Filed by March 1)

FOR THE STATE OF: Tennessee

NAIC Group Code 0069

NAIC Company Code 34339

MCAS LINE OF BUSINESS	MCAS Reportable Premium/Considerations (Yes/No)
1. Disability Income	NO
2. Health	NO
3. Homeowners	NO
4. Individual Annuity	NO
5. Individual Life	NO
6. Lender-Placed Home and Auto	NO
7. Long-Term Care	NO
8. Other Health	NO
9. Private Flood	NO
10. Private Passenger Auto	YES
11. Short-Term Limited Duration Health Plans	NO
12. Travel	NO



**SUPPLEMENT FOR THE YEAR 2023 OF THE FARMERS GROUP PROPERTY AND CASUALTY INSURANCE COMPANY
MARKET CONDUCT ANNUAL STATEMENT (MCAS) PREMIUM EXHIBIT FOR YEAR**

For The Year Ended December 31, 2023
(To Be Filed by March 1)

FOR THE STATE OF: Texas

NAIC Group Code 0069

NAIC Company Code 34339

MCAS LINE OF BUSINESS	MCAS Reportable Premium/Considerations (Yes/No)
1. Disability Income	NO
2. Health	NO
3. Homeowners	NO
4. Individual Annuity	NO
5. Individual Life	NO
6. Lender-Placed Home and Auto	NO
7. Long-Term Care	NO
8. Other Health	NO
9. Private Flood	NO
10. Private Passenger Auto	YES
11. Short-Term Limited Duration Health Plans	NO
12. Travel	NO



**SUPPLEMENT FOR THE YEAR 2023 OF THE FARMERS GROUP PROPERTY AND CASUALTY INSURANCE COMPANY
MARKET CONDUCT ANNUAL STATEMENT (MCAS) PREMIUM EXHIBIT FOR YEAR**

For The Year Ended December 31, 2023
(To Be Filed by March 1)

FOR THE STATE OF: Utah

NAIC Group Code 0069

NAIC Company Code 34339

MCAS LINE OF BUSINESS	MCAS Reportable Premium/Considerations (Yes/No)
1. Disability Income	NO
2. Health	NO
3. Homeowners	YES
4. Individual Annuity	NO
5. Individual Life	NO
6. Lender-Placed Home and Auto	NO
7. Long-Term Care	NO
8. Other Health	NO
9. Private Flood	NO
10. Private Passenger Auto	YES
11. Short-Term Limited Duration Health Plans	NO
12. Travel	NO



**SUPPLEMENT FOR THE YEAR 2023 OF THE FARMERS GROUP PROPERTY AND CASUALTY INSURANCE COMPANY
MARKET CONDUCT ANNUAL STATEMENT (MCAS) PREMIUM EXHIBIT FOR YEAR**

For The Year Ended December 31, 2023
(To Be Filed by March 1)

FOR THE STATE OF: Vermont

NAIC Group Code 0069

NAIC Company Code 34339

MCAS LINE OF BUSINESS	MCAS Reportable Premium/Considerations (Yes/No)
1. Disability Income	NO
2. Health	NO
3. Homeowners	YES
4. Individual Annuity	NO
5. Individual Life	NO
6. Lender-Placed Home and Auto	NO
7. Long-Term Care	NO
8. Other Health	NO
9. Private Flood	NO
10. Private Passenger Auto	YES
11. Short-Term Limited Duration Health Plans	NO
12. Travel	NO



**SUPPLEMENT FOR THE YEAR 2023 OF THE FARMERS GROUP PROPERTY AND CASUALTY INSURANCE COMPANY
MARKET CONDUCT ANNUAL STATEMENT (MCAS) PREMIUM EXHIBIT FOR YEAR**

For The Year Ended December 31, 2023
(To Be Filed by March 1)

FOR THE STATE OF: Washington

NAIC Group Code 0069

NAIC Company Code 34339

MCAS LINE OF BUSINESS	MCAS Reportable Premium/Considerations (Yes/No)
1. Disability Income	NO
2. Health	NO
3. Homeowners	YES
4. Individual Annuity	NO
5. Individual Life	NO
6. Lender-Placed Home and Auto	NO
7. Long-Term Care	NO
8. Other Health	NO
9. Private Flood	NO
10. Private Passenger Auto	YES
11. Short-Term Limited Duration Health Plans	NO
12. Travel	NO



**SUPPLEMENT FOR THE YEAR 2023 OF THE FARMERS GROUP PROPERTY AND CASUALTY INSURANCE COMPANY
MARKET CONDUCT ANNUAL STATEMENT (MCAS) PREMIUM EXHIBIT FOR YEAR**

For The Year Ended December 31, 2023
(To Be Filed by March 1)

FOR THE STATE OF: West Virginia

NAIC Group Code 0069

NAIC Company Code 34339

MCAS LINE OF BUSINESS	MCAS Reportable Premium/Considerations (Yes/No)
1. Disability Income	NO
2. Health	NO
3. Homeowners	YES
4. Individual Annuity	NO
5. Individual Life	NO
6. Lender-Placed Home and Auto	NO
7. Long-Term Care	NO
8. Other Health	NO
9. Private Flood	NO
10. Private Passenger Auto	YES
11. Short-Term Limited Duration Health Plans	NO
12. Travel	NO



**SUPPLEMENT FOR THE YEAR 2023 OF THE FARMERS GROUP PROPERTY AND CASUALTY INSURANCE COMPANY
MARKET CONDUCT ANNUAL STATEMENT (MCAS) PREMIUM EXHIBIT FOR YEAR**

For The Year Ended December 31, 2023
(To Be Filed by March 1)

FOR THE STATE OF: Wisconsin

NAIC Group Code 0069

NAIC Company Code 34339

MCAS LINE OF BUSINESS	MCAS Reportable Premium/Considerations (Yes/No)
1. Disability Income	NO
2. Health	NO
3. Homeowners	NO
4. Individual Annuity	NO
5. Individual Life	NO
6. Lender-Placed Home and Auto	NO
7. Long-Term Care	NO
8. Other Health	NO
9. Private Flood	NO
10. Private Passenger Auto	YES
11. Short-Term Limited Duration Health Plans	NO
12. Travel	NO