



HEALTH ANNUAL STATEMENT

FOR THE YEAR ENDED DECEMBER 31, 2023
OF THE CONDITION AND AFFAIRS OF THE

UnitedHealthcare of New England, Inc.

NAIC Group Code 0707 0707 NAIC Company Code 95149 Employer's ID Number 05-0413469
(Current) (Prior)

Organized under the Laws of Rhode Island, State of Domicile or Port of Entry RI

Country of Domicile United States of America

Licensed as business type: Health Maintenance Organization

Is HMO Federally Qualified? Yes [] No []

Incorporated/Organized 11/14/1984 Commenced Business 12/27/1984

Statutory Home Office 475 Kilvert Street, Suite 310 Warwick, RI, US 02886-1392
(Street and Number) (City or Town, State, Country and Zip Code)

Main Administrative Office 9800 Health Care Lane, MN006-W500
(Street and Number)
Minnetonka, MN, US 55343 952-912-6815
(City or Town, State, Country and Zip Code) (Area Code) (Telephone Number)

Mail Address 9800 Health Care Lane, MN006-W500 Minnetonka, MN, US 55343
(Street and Number or P.O. Box) (City or Town, State, Country and Zip Code)

Primary Location of Books and Records 9800 Health Care Lane, MN006-W500
(Street and Number)
Minnetonka, MN, US 55343 952-912-6815
(City or Town, State, Country and Zip Code) (Area Code) (Telephone Number)

Internet Website Address www.unitedhealthcare.com

Statutory Statement Contact Kuldeep Badana 91-120-671-2481
(Name) (Area Code) (Telephone Number)
kuldeep_badana@optum.com 952-931-4651
(E-mail Address) (FAX Number)

OFFICERS

Chief Executive Officer Michael Alexander Florczyk # Chief Financial Officer Richard Michael Hersch #
 President Timothy Callahan Archer # Secretary Bryn Searns #

OTHER

Peter Marshall Gill, Treasurer Heather Anastasia Lang, Assistant Secretary Jessica Leigh Zuba, Assistant Secretary
Nyle Brent Cottingham, Vice President Michael Alexander Florczyk, Vice President, Medicaid Operations

DIRECTORS OR TRUSTEES

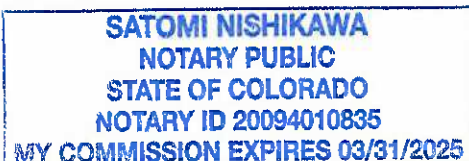
Timothy Callahan Archer # Michael Alexander Florczyk Mary Rachel Snyder

State of Colorado State of _____ State of _____
 County of Denver County of _____ County of _____

The officers of this reporting entity being duly sworn, each depose and say that they are the described officers of said reporting entity, and that on the reporting period stated above, all of the herein described assets were the absolute property of the said reporting entity, free and clear from any liens or claims thereon, except as herein stated, and that this statement, together with related exhibits, schedules and explanations therein contained, annexed or referred to, is a full and true statement of all the assets and liabilities and of the condition and affairs of the said reporting entity as of the reporting period stated above, and of its income and deductions therefrom for the period ended, and have been completed in accordance with the NAIC Annual Statement Instructions and Accounting Practices and Procedures manual except to the extent that: (1) state law may differ; or, (2) that state rules or regulations require differences in reporting not related to accounting practices and procedures, according to the best of their information, knowledge and belief, respectively. Furthermore, the scope of this attestation by the described officers also includes the related corresponding electronic filing with the NAIC, when required, that is an exact copy (except for formatting differences due to electronic filing) of the enclosed statement. The electronic filing may be requested by various regulators in lieu of or in addition to the enclosed statement.

<p><u>Bryn Searns</u> Bryn Searns Secretary</p> <p>Subscribed and sworn to before me this <u>23rd</u> day of <u>January</u>, <u>2024</u></p>	<p><u>Timothy Callahan Archer</u> Timothy Callahan Archer President</p> <p>Subscribed and sworn to before me this _____ day of _____</p>	<p><u>Richard Michael Hersch</u> Richard Michael Hersch Chief Financial Officer</p> <p>Subscribed and sworn to before me this _____ day of _____</p>
---	--	--

- a. Is this an original filing?..... Yes [] No []
- b. If no,
1. State the amendment number.....
 2. Date filed.....
 3. Number of pages attached.....





HEALTH ANNUAL STATEMENT

FOR THE YEAR ENDED DECEMBER 31, 2023
OF THE CONDITION AND AFFAIRS OF THE

UnitedHealthcare of New England, Inc.

NAIC Group Code 0707 0707 NAIC Company Code 95149 Employer's ID Number 05-0413469
(Current) (Prior)

Organized under the Laws of Rhode Island, State of Domicile or Port of Entry RI

Country of Domicile United States of America

Licensed as business type: Health Maintenance Organization

Is HMO Federally Qualified? Yes [] No [X]

Incorporated/Organized 11/14/1984 Commenced Business 12/27/1984

Statutory Home Office 475 Kilvert Street, Suite 310 Warwick, RI, US 02886-1392
(Street and Number) (City or Town, State, Country and Zip Code)

Main Administrative Office 9800 Health Care Lane, MN006-W500
(Street and Number)
Minnetonka, MN, US 55343 952-912-6815
(City or Town, State, Country and Zip Code) (Area Code) (Telephone Number)

Mail Address 9800 Health Care Lane, MN006-W500 Minnetonka, MN, US 55343
(Street and Number or P.O. Box) (City or Town, State, Country and Zip Code)

Primary Location of Books and Records 9800 Health Care Lane, MN006-W500
(Street and Number)
Minnetonka, MN, US 55343 952-912-6815
(City or Town, State, Country and Zip Code) (Area Code) (Telephone Number)

Internet Website Address www.unitehealthcare.com

Statutory Statement Contact Kuldeep Badana 91-120-671-2481
(Name) (Area Code) (Telephone Number)
kuldeep_badana@optum.com 952-931-4651
(E-mail Address) (FAX Number)

OFFICERS

Chief Executive Officer <u>Michael Alexander Florczyk #</u>	Chief Financial Officer <u>Richard Michael Hersch #</u>
President <u>Timothy Callahan Archer #</u>	Secretary <u>Bryn Searns #</u>

OTHER



<u>Peter Marshall Gill, Treasurer</u>	<u>Heather Anastasia Lang, Assistant Secretary</u>	<u>Jessica Leigh Zuba, Assistant Secretary</u>
<u>Nyle Brent Cottingham, Vice President</u>	<u>Michael Alexander Florczyk, Vice President, Medicaid Operations</u>	

DIRECTORS OR TRUSTEES

<u>Timothy Callahan Archer #</u>	<u>Michael Alexander Florczyk</u>	<u>Mary Rachel Snyder</u>
----------------------------------	-----------------------------------	---------------------------

State of _____ State of CONNECTICUT State of _____
 County of _____ County of HARTFORD County of _____

The officers of this reporting entity being duly sworn, each depose and say that they are the described officers of said reporting entity, and that on the reporting period stated above, all of the herein described assets were the absolute property of the said reporting entity, free and clear from any liens or claims thereon, except as herein stated, and that this statement, together with related exhibits, schedules and explanations therein contained, annexed or referred to, is a full and true statement of all the assets and liabilities and of the condition and affairs of the said reporting entity as of the reporting period stated above, and of its income and deductions therefrom for the period ended, and have been completed in accordance with the NAIC Annual Statement Instructions and Accounting Practices and Procedures manual except to the extent that: (1) state law may differ; or, (2) that state rules or regulations require differences in reporting not related to accounting practices and procedures, according to the best of their information, knowledge and belief, respectively. Furthermore, the scope of this attestation by the described officers also includes the related corresponding electronic filing with the NAIC, when required, that is an exact copy (except for formatting differences due to electronic filing) of the enclosed statement. The electronic filing may be requested by various regulators in lieu of or in addition to the enclosed statement.

 _____ Bryn Searns Secretary Subscribed and sworn to before me this _____ day of _____	 _____ Timothy Callahan Archer President Subscribed and sworn to before me this <u>2nd</u> day of <u>February 2024</u> <u>Karen J. Bancroft</u> Notary Public MCE 613012027	_____ Richard Michael Hersch Chief Financial Officer Subscribed and sworn to before me this _____ day of _____
--	--	---

- a. Is this an original filing?..... Yes [X] No []
- b. If no,
1. State the amendment number.....
 2. Date filed.....
 3. Number of pages attached.....



SUMMARY INVESTMENT SCHEDULE

Investment Categories	Gross Investment Holdings		Admitted Assets as Reported in the Annual Statement			
	1 Amount	2 Percentage of Column 1 Line 13	3 Amount	4 Securities Lending Reinvested Collateral Amount	5 Total (Col. 3 + 4) Amount	6 Percentage of Column 5 Line 13
1. Long-Term Bonds (Schedule D, Part 1):						
1.01 U.S. governments	20,920,978	4.766	20,920,975	0	20,920,975	4.766
1.02 All other governments	0	0.000	0	0	0	0.000
1.03 U.S. states, territories and possessions, etc. guaranteed	5,337,546	1.216	5,337,545	0	5,337,545	1.216
1.04 U.S. political subdivisions of states, territories, and possessions, guaranteed	9,520,746	2.169	9,520,745	0	9,520,745	2.169
1.05 U.S. special revenue and special assessment obligations, etc. non-guaranteed	86,976,438	19.815	86,976,441	0	86,976,441	19.815
1.06 Industrial and miscellaneous	141,126,385	32.152	141,126,374	0	141,126,374	32.152
1.07 Hybrid securities	0	0.000	0	0	0	0.000
1.08 Parent, subsidiaries and affiliates	0	0.000	0	0	0	0.000
1.09 SVO identified funds	0	0.000	0	0	0	0.000
1.10 Unaffiliated bank loans	0	0.000	0	0	0	0.000
1.11 Unaffiliated certificates of deposit	0	0.000	0	0	0	0.000
1.12 Total long-term bonds	263,882,093	60.119	263,882,080	0	263,882,080	60.119
2. Preferred stocks (Schedule D, Part 2, Section 1):						
2.01 Industrial and miscellaneous (Unaffiliated)	0	0.000	0	0	0	0.000
2.02 Parent, subsidiaries and affiliates	0	0.000	0	0	0	0.000
2.03 Total preferred stocks	0	0.000	0	0	0	0.000
3. Common stocks (Schedule D, Part 2, Section 2):						
3.01 Industrial and miscellaneous Publicly traded (Unaffiliated)	0	0.000	0	0	0	0.000
3.02 Industrial and miscellaneous Other (Unaffiliated)	0	0.000	0	0	0	0.000
3.03 Parent, subsidiaries and affiliates Publicly traded	0	0.000	0	0	0	0.000
3.04 Parent, subsidiaries and affiliates Other	0	0.000	0	0	0	0.000
3.05 Mutual funds	0	0.000	0	0	0	0.000
3.06 Unit investment trusts	0	0.000	0	0	0	0.000
3.07 Closed-end funds	0	0.000	0	0	0	0.000
3.08 Exchange traded funds	0	0.000	0	0	0	0.000
3.09 Total common stocks	0	0.000	0	0	0	0.000
4. Mortgage loans (Schedule B):						
4.01 Farm mortgages	0	0.000	0	0	0	0.000
4.02 Residential mortgages	0	0.000	0	0	0	0.000
4.03 Commercial mortgages	0	0.000	0	0	0	0.000
4.04 Mezzanine real estate loans	0	0.000	0	0	0	0.000
4.05 Total valuation allowance	0	0.000	0	0	0	0.000
4.06 Total mortgage loans	0	0.000	0	0	0	0.000
5. Real estate (Schedule A):						
5.01 Properties occupied by company	0	0.000	0	0	0	0.000
5.02 Properties held for production of income	0	0.000	0	0	0	0.000
5.03 Properties held for sale	0	0.000	0	0	0	0.000
5.04 Total real estate	0	0.000	0	0	0	0.000
6. Cash, cash equivalents and short-term investments:						
6.01 Cash (Schedule E, Part 1)	(21,721)	(0.005)	(21,721)	0	(21,721)	(0.005)
6.02 Cash equivalents (Schedule E, Part 2)	175,074,835	39.886	175,074,835	0	175,074,835	39.886
6.03 Short-term investments (Schedule DA)	0	0.000	0	0	0	0.000
6.04 Total cash, cash equivalents and short-term investments	175,053,114	39.881	175,053,114	0	175,053,114	39.881
7. Contract loans	0	0.000	0	0	0	0.000
8. Derivatives (Schedule DB)	0	0.000	0	0	0	0.000
9. Other invested assets (Schedule BA)	0	0.000	0	0	0	0.000
10. Receivables for securities	0	0.000	0	0	0	0.000
11. Securities Lending (Schedule DL, Part 1).....	0	0.000	0	XXX	XXX	XXX
12. Other invested assets (Page 2, Line 11)	0	0.000	0	0	0	0.000
13. Total invested assets	438,935,207	100.000	438,935,194	0	438,935,194	100.000

SCHEDULE A - VERIFICATION BETWEEN YEARS

Real Estate

1. Book/adjusted carrying value, December 31 of prior year
2. Cost of acquired:
 - 2.1 Actual cost at time of acquisition (Part 2, Column 6)
 - 2.2 Additional investment made after acquisition (Part 2, Column 9)
3. Current year change in encumbrances:
 - 3.1 Totals, Part 1, Column 13
 - 3.2 Totals, Part 3, Column 11
4. Total gain (loss) on disposals, Part 3, Column 18
5. Deduct amounts received on disposals, Part 3, Column 15
6. Total foreign exchange change in book/adjusted carrying value:
 - 6.1 Totals, Part 1, Column 15
 - 6.2 Totals, Part 3, Column 13
7. Deduct current year's other than temporary impairment recognized:
 - 7.1 Totals, Part 1, Column 12
 - 7.2 Totals, Part 3, Column 10
8. Deduct current year's depreciation:
 - 8.1 Totals, Part 1, Column 11
 - 8.2 Totals, Part 3, Column 9
9. Book/adjusted carrying value at the end of current period (Lines 1+2+3+4-5+6-7-8)
10. Deduct total nonadmitted amounts
11. Statement value at end of current period (Line 9 minus Line 10)

NONE

SCHEDULE B - VERIFICATION BETWEEN YEARS

Mortgage Loans

1. Book value/recorded investment excluding accrued interest, December 31 of prior year
2. Cost of acquired:
 - 2.1 Actual cost at time of acquisition (Part 2, Column 7)
 - 2.2 Additional investment made after acquisition (Part 2, Column 8)
3. Capitalized deferred interest and other:
 - 3.1 Totals, Part 1, Column 12
 - 3.2 Totals, Part 3, Column 11
4. Accrual of discount
5. Unrealized valuation increase/(decrease):
 - 5.1 Totals, Part 1, Column 9
 - 5.2 Totals, Part 3, Column 8
6. Total gain (loss) on disposals, Part 3, Column 18
7. Deduct amounts received on disposals, Part 3, Column 15
8. Deduct amortization of premium and mortgage interest points and commitment fees
9. Total foreign exchange change in book value/recorded investment excluding accrued interest:
 - 9.1 Totals, Part 1, Column 13
 - 9.2 Totals, Part 3, Column 13
10. Deduct current year's other than temporary impairment recognized:
 - 10.1 Totals, Part 1, Column 11
 - 10.2 Totals, Part 3, Column 10
11. Book value/recorded investment excluding accrued interest at end of current period (Lines 1+2+3+4+5+6-7-8+9-10)
12. Total valuation allowance
13. Subtotal (Line 11 plus 12)
14. Deduct total nonadmitted amounts
15. Statement value of mortgages owned at end of current period (Line 13 minus Line 14)

NONE

SCHEDULE BA - VERIFICATION BETWEEN YEARS

Other Long-Term Invested Assets

1.	Book/adjusted carrying value, December 31 of prior year	
2.	Cost of acquired:	
	2.1 Actual cost at time of acquisition (Part 2, Column 8)	
	2.2 Additional investment made after acquisition (Part 2, Column 9)	
3.	Capitalized deferred interest and other:	
	3.1 Totals, Part 1, Column 16	
	3.2 Totals, Part 3, Column 12	
4.	Accrual of discount	
5.	Unrealized valuation increase/(decrease):	
	5.1 Totals, Part 1, Column 13	
	5.2 Totals, Part 3, Column 9	
6.	Total gain (loss) on disposals, Part 3, Column 19	
7.	Deduct amounts received on disposals, Part 3, Column 16	
8.	Deduct amortization of premium and depreciation	
9.	Total foreign exchange change in book/adjusted carrying value:	
	9.1 Totals, Part 1, Column 17	
	9.2 Totals, Part 3, Column 14	
10.	Deduct current year's other than temporary impairment recognized:	
	10.1 Totals, Part 1, Column 15	
	10.2 Totals, Part 3, Column 11	
11.	Book/adjusted carrying value at end of current period (Lines 1+2+3+4+5+6-7-8+9-10)	
12.	Deduct total nonadmitted amounts	
13.	Statement value at end of current period (Line 11 minus Line 12)	

NONE

SCHEDULE D - VERIFICATION BETWEEN YEARS

Bonds and Stocks

1.	Book/adjusted carrying value, December 31 of prior year	256,600,660
2.	Cost of bonds and stocks acquired, Part 3, Column 7	50,559,464
3.	Accrual of discount	225,852
4.	Unrealized valuation increase/(decrease):	
	4.1. Part 1, Column 12	0
	4.2. Part 2, Section 1, Column 15	0
	4.3. Part 2, Section 2, Column 13	0
	4.4. Part 4, Column 11	0
5.	Total gain (loss) on disposals, Part 4, Column 19	494,151
6.	Deduction consideration for bonds and stocks disposed of, Part 4, Column 7	42,581,844
7.	Deduct amortization of premium	1,416,200
8.	Total foreign exchange change in book/adjusted carrying value:	
	8.1. Part 1, Column 15	0
	8.2. Part 2, Section 1, Column 19	0
	8.3. Part 2, Section 2, Column 16	0
	8.4. Part 4, Column 15	0
9.	Deduct current year's other than temporary impairment recognized:	
	9.1. Part 1, Column 14	0
	9.2. Part 2, Section 1, Column 17	0
	9.3. Part 2, Section 2, Column 14	0
	9.4. Part 4, Column 13	0
10.	Total investment income recognized as a result of prepayment penalties and/or acceleration fees, Note 5Q, Line 2	0
11.	Book/adjusted carrying value at end of current period (Lines 1+2+3+4+5-6-7+8-9+10)	263,882,083
12.	Deduct total nonadmitted amounts	0
13.	Statement value at end of current period (Line 11 minus Line 12)	263,882,083

SCHEDULE D - SUMMARY BY COUNTRY

Long-Term Bonds and Stocks OWNED December 31 of Current Year

Description		1 Book/Adjusted Carrying Value	2 Fair Value	3 Actual Cost	4 Par Value of Bonds
BONDS					
Governments (Including all obligations guaranteed by governments)	1. United States	20,920,978	19,963,625	20,951,720	21,337,759
	2. Canada	0	0	0	0
	3. Other Countries	0	0	0	0
	4. Totals	20,920,978	19,963,625	20,951,720	21,337,759
U.S. States, Territories and Possessions (Direct and guaranteed)	5. Totals	5,337,546	5,188,907	5,908,353	5,045,000
U.S. Political Subdivisions of States, Territories and Possessions (Direct and guaranteed)	6. Totals	9,520,746	9,230,168	10,857,150	9,230,000
U.S. Special Revenue and Special Assessment Obligations and all Non- Guaranteed Obligations of Agencies and Authorities of Governments and their Political Subdivisions	7. Totals	86,976,438	82,763,402	90,584,119	84,591,385
Industrial and Miscellaneous, SVO Identified Funds, Unaffiliated Bank Loans, Unaffiliated Certificates of Deposit and Hybrid Securities (unaffiliated)	8. United States	117,343,757	105,677,786	117,797,057	116,634,670
	9. Canada	2,799,785	2,659,099	2,799,365	2,800,000
	10. Other Countries	20,982,832	19,889,562	20,988,726	20,801,601
	11. Totals	141,126,374	128,226,447	141,585,148	140,236,271
Parent, Subsidiaries and Affiliates	12. Totals	0	0	0	0
	13. Total Bonds	263,882,082	245,372,549	269,886,490	260,440,415
PREFERRED STOCKS					
Industrial and Miscellaneous (unaffiliated)	14. United States	0	0	0	
	15. Canada	0	0	0	
	16. Other Countries	0	0	0	
	17. Totals	0	0	0	
Parent, Subsidiaries and Affiliates	18. Totals	0	0	0	
	19. Total Preferred Stocks	0	0	0	
COMMON STOCKS					
Industrial and Miscellaneous (unaffiliated), Mutual Funds, Unit Investment Trusts, Closed-End Funds and Exchange Traded Funds	20. United States	0	0	0	
	21. Canada	0	0	0	
	22. Other Countries	0	0	0	
	23. Totals	0	0	0	
Parent, Subsidiaries and Affiliates	24. Totals	0	0	0	
	25. Total Common Stocks	0	0	0	
	26. Total Stocks	0	0	0	
	27. Total Bonds and Stocks	263,882,082	245,372,549	269,886,490	

ANNUAL STATEMENT FOR THE YEAR 2023 OF THE UnitedHealthcare of New England, Inc.

SCHEDULE D - PART 1A - SECTION 1

Quality and Maturity Distribution of All Bonds Owned December 31, at Book/Adjusted Carrying Values by Major Types of Issues and NAIC Designations

NAIC Designation	1 1 Year or Less	2 Over 1 Year Through 5 Years	3 Over 5 Years Through 10 Years	4 Over 10 Years Through 20 Years	5 Over 20 Years	6 No Maturity Date	7 Total Current Year	8 Col. 7 as a % of Line 12.7	9 Total from Col. 7 Prior Year	10 % From Col. 8 Prior Year	11 Total Publicly Traded	12 Total Privately Placed (a)
1. U.S. Governments												
1.1 NAIC 1	2,673,752	7,791,474	8,055,026	2,951,891	647,091	XXX	22,119,234	8.3	15,402,908	6.0	22,119,234	0
1.2 NAIC 2	0	0	0	0	0	XXX	0	0.0	0	0.0	0	0
1.3 NAIC 3	0	0	0	0	0	XXX	0	0.0	0	0.0	0	0
1.4 NAIC 4	0	0	0	0	0	XXX	0	0.0	0	0.0	0	0
1.5 NAIC 5	0	0	0	0	0	XXX	0	0.0	0	0.0	0	0
1.6 NAIC 6	0	0	0	0	0	XXX	0	0.0	0	0.0	0	0
1.7 Totals	2,673,752	7,791,474	8,055,026	2,951,891	647,091	XXX	22,119,234	8.3	15,402,908	6.0	22,119,234	0
2. All Other Governments												
2.1 NAIC 1	0	0	0	0	0	XXX	0	0.0	0	0.0	0	0
2.2 NAIC 2	0	0	0	0	0	XXX	0	0.0	0	0.0	0	0
2.3 NAIC 3	0	0	0	0	0	XXX	0	0.0	0	0.0	0	0
2.4 NAIC 4	0	0	0	0	0	XXX	0	0.0	0	0.0	0	0
2.5 NAIC 5	0	0	0	0	0	XXX	0	0.0	0	0.0	0	0
2.6 NAIC 6	0	0	0	0	0	XXX	0	0.0	0	0.0	0	0
2.7 Totals	0	0	0	0	0	XXX	0	0.0	0	0.0	0	0
3. U.S. States, Territories and Possessions etc., Guaranteed												
3.1 NAIC 1	302,817	2,170,146	2,864,582	0	0	XXX	5,337,545	2.0	4,754,753	1.9	5,337,545	0
3.2 NAIC 2	0	0	0	0	0	XXX	0	0.0	0	0.0	0	0
3.3 NAIC 3	0	0	0	0	0	XXX	0	0.0	0	0.0	0	0
3.4 NAIC 4	0	0	0	0	0	XXX	0	0.0	0	0.0	0	0
3.5 NAIC 5	0	0	0	0	0	XXX	0	0.0	0	0.0	0	0
3.6 NAIC 6	0	0	0	0	0	XXX	0	0.0	0	0.0	0	0
3.7 Totals	302,817	2,170,146	2,864,582	0	0	XXX	5,337,545	2.0	4,754,753	1.9	5,337,545	0
4. U.S. Political Subdivisions of States, Territories and Possessions, Guaranteed												
4.1 NAIC 1	4,278,038	2,926,873	2,315,834	0	0	XXX	9,520,745	3.6	8,880,241	3.5	9,520,745	0
4.2 NAIC 2	0	0	0	0	0	XXX	0	0.0	0	0.0	0	0
4.3 NAIC 3	0	0	0	0	0	XXX	0	0.0	0	0.0	0	0
4.4 NAIC 4	0	0	0	0	0	XXX	0	0.0	0	0.0	0	0
4.5 NAIC 5	0	0	0	0	0	XXX	0	0.0	0	0.0	0	0
4.6 NAIC 6	0	0	0	0	0	XXX	0	0.0	0	0.0	0	0
4.7 Totals	4,278,038	2,926,873	2,315,834	0	0	XXX	9,520,745	3.6	8,880,241	3.5	9,520,745	0
5. U.S. Special Revenue & Special Assessment Obligations, etc., Non-Guaranteed												
5.1 NAIC 1	6,871,567	37,159,078	21,980,273	14,108,809	6,856,715	XXX	86,976,442	32.8	81,412,284	31.7	86,976,441	1
5.2 NAIC 2	0	0	0	0	0	XXX	0	0.0	0	0.0	0	0
5.3 NAIC 3	0	0	0	0	0	XXX	0	0.0	0	0.0	0	0
5.4 NAIC 4	0	0	0	0	0	XXX	0	0.0	0	0.0	0	0
5.5 NAIC 5	0	0	0	0	0	XXX	0	0.0	0	0.0	0	0
5.6 NAIC 6	0	0	0	0	0	XXX	0	0.0	0	0.0	0	0
5.7 Totals	6,871,567	37,159,078	21,980,273	14,108,809	6,856,715	XXX	86,976,442	32.8	81,412,284	31.7	86,976,441	1

S105

ANNUAL STATEMENT FOR THE YEAR 2023 OF THE UnitedHealthcare of New England, Inc.

SCHEDULE D - PART 1A - SECTION 1 (Continued)

Quality and Maturity Distribution of All Bonds Owned December 31, at Book/Adjusted Carrying Values by Major Types of Issues and NAIC Designations

NAIC Designation	1 1 Year or Less	2 Over 1 Year Through 5 Years	3 Over 5 Years Through 10 Years	4 Over 10 Years Through 20 Years	5 Over 20 Years	6 No Maturity Date	7 Total Current Year	8 Col. 7 as a % of Line 12.7	9 Total from Col. 7 Prior Year	10 % From Col. 8 Prior Year	11 Total Publicly Traded	12 Total Privately Placed (a)
6. Industrial & Miscellaneous (Unaffiliated)												
6.1 NAIC 1	12,307,455	55,927,951	67,831,332	1,072,127	0	XXX	137,138,865	51.7	141,807,069	55.3	102,665,731	34,473,134
6.2 NAIC 2	0	1,323,459	2,664,051	0	0	XXX	3,987,510	1.5	4,343,404	1.7	3,517,510	470,000
6.3 NAIC 3	0	0	0	0	0	XXX	0	0.0	0	0.0	0	0
6.4 NAIC 4	0	0	0	0	0	XXX	0	0.0	0	0.0	0	0
6.5 NAIC 5	0	0	0	0	0	XXX	0	0.0	0	0.0	0	0
6.6 NAIC 6	0	0	0	0	0	XXX	0	0.0	0	0.0	0	0
6.7 Totals	12,307,455	57,251,410	70,495,383	1,072,127	0	XXX	141,126,375	53.2	146,150,473	57.0	106,183,241	34,943,134
7. Hybrid Securities												
7.1 NAIC 1	0	0	0	0	0	XXX	0	0.0	0	0.0	0	0
7.2 NAIC 2	0	0	0	0	0	XXX	0	0.0	0	0.0	0	0
7.3 NAIC 3	0	0	0	0	0	XXX	0	0.0	0	0.0	0	0
7.4 NAIC 4	0	0	0	0	0	XXX	0	0.0	0	0.0	0	0
7.5 NAIC 5	0	0	0	0	0	XXX	0	0.0	0	0.0	0	0
7.6 NAIC 6	0	0	0	0	0	XXX	0	0.0	0	0.0	0	0
7.7 Totals	0	0	0	0	0	XXX	0	0.0	0	0.0	0	0
8. Parent, Subsidiaries and Affiliates												
8.1 NAIC 1	0	0	0	0	0	XXX	0	0.0	0	0.0	0	0
8.2 NAIC 2	0	0	0	0	0	XXX	0	0.0	0	0.0	0	0
8.3 NAIC 3	0	0	0	0	0	XXX	0	0.0	0	0.0	0	0
8.4 NAIC 4	0	0	0	0	0	XXX	0	0.0	0	0.0	0	0
8.5 NAIC 5	0	0	0	0	0	XXX	0	0.0	0	0.0	0	0
8.6 NAIC 6	0	0	0	0	0	XXX	0	0.0	0	0.0	0	0
8.7 Totals	0	0	0	0	0	XXX	0	0.0	0	0.0	0	0
9. SVO Identified Funds												
9.1 NAIC 1	XXX	XXX	XXX	XXX	XXX	0	0	0.0	0	0.0	0	0
9.2 NAIC 2	XXX	XXX	XXX	XXX	XXX	0	0	0.0	0	0.0	0	0
9.3 NAIC 3	XXX	XXX	XXX	XXX	XXX	0	0	0.0	0	0.0	0	0
9.4 NAIC 4	XXX	XXX	XXX	XXX	XXX	0	0	0.0	0	0.0	0	0
9.5 NAIC 5	XXX	XXX	XXX	XXX	XXX	0	0	0.0	0	0.0	0	0
9.6 NAIC 6	XXX	XXX	XXX	XXX	XXX	0	0	0.0	0	0.0	0	0
9.7 Totals	XXX	XXX	XXX	XXX	XXX	0	0	0.0	0	0.0	0	0
10. Unaffiliated Bank Loans												
10.1 NAIC 1	0	0	0	0	0	XXX	0	0.0	0	0.0	0	0
10.2 NAIC 2	0	0	0	0	0	XXX	0	0.0	0	0.0	0	0
10.3 NAIC 3	0	0	0	0	0	XXX	0	0.0	0	0.0	0	0
10.4 NAIC 4	0	0	0	0	0	XXX	0	0.0	0	0.0	0	0
10.5 NAIC 5	0	0	0	0	0	XXX	0	0.0	0	0.0	0	0
10.6 NAIC 6	0	0	0	0	0	XXX	0	0.0	0	0.0	0	0
10.7 Totals	0	0	0	0	0	XXX	0	0.0	0	0.0	0	0
11. Unaffiliated Certificates of Deposit												
11.1 NAIC 1	0	0	0	0	0	XXX	0	0.0	0	0.0	0	0
11.2 NAIC 2	0	0	0	0	0	XXX	0	0.0	0	0.0	0	0
11.3 NAIC 3	0	0	0	0	0	XXX	0	0.0	0	0.0	0	0
11.4 NAIC 4	0	0	0	0	0	XXX	0	0.0	0	0.0	0	0
11.5 NAIC 5	0	0	0	0	0	XXX	0	0.0	0	0.0	0	0
11.6 NAIC 6	0	0	0	0	0	XXX	0	0.0	0	0.0	0	0
11.7 Totals	0	0	0	0	0	XXX	0	0.0	0	0.0	0	0

9010

ANNUAL STATEMENT FOR THE YEAR 2023 OF THE UnitedHealthcare of New England, Inc.

SCHEDULE D - PART 1A - SECTION 1 (Continued)

Quality and Maturity Distribution of All Bonds Owned December 31, at Book/Adjusted Carrying Values by Major Types of Issues and NAIC Designations

NAIC Designation	1 1 Year or Less	2 Over 1 Year Through 5 Years	3 Over 5 Years Through 10 Years	4 Over 10 Years Through 20 Years	5 Over 20 Years	6 No Maturity Date	7 Total Current Year	8 Col. 7 as a % of Line 12.7	9 Total from Col. 7 Prior Year	10 % From Col. 8 Prior Year	11 Total Publicly Traded	12 Total Privately Placed (a)
12. Total Bonds Current Year												
12.1 NAIC 1	(d) 26,433,629	105,975,522	103,047,047	18,132,827	7,503,806	0	261,092,831	98.5	XXX	XXX	226,619,696	34,473,135
12.2 NAIC 2	(d) 0	1,323,459	2,664,051	0	0	0	3,987,510	1.5	XXX	XXX	3,517,510	470,000
12.3 NAIC 3	(d) 0	0	0	0	0	0	0	0.0	XXX	XXX	0	0
12.4 NAIC 4	(d) 0	0	0	0	0	0	0	0.0	XXX	XXX	0	0
12.5 NAIC 5	(d) 0	0	0	0	0	0	0	0.0	XXX	XXX	0	0
12.6 NAIC 6	(d) 0	0	0	0	0	0	0	0.0	XXX	XXX	0	0
12.7 Totals	26,433,629	107,298,981	105,711,098	18,132,827	7,503,806	0	(b) 265,080,341	100.0	XXX	XXX	230,137,206	34,943,135
12.8 Line 12.7 as a % of Col. 7	10.0	40.5	39.9	6.8	2.8	0.0	100.0	XXX	XXX	XXX	86.8	13.2
13. Total Bonds Prior Year												
13.1 NAIC 1	24,767,551	105,348,208	102,915,298	13,964,658	5,261,540	0	XXX	XXX	252,257,255	98.3	217,571,879	34,685,376
13.2 NAIC 2	1,079,982	0	2,843,422	420,000	0	0	XXX	XXX	4,343,404	1.7	3,873,404	470,000
13.3 NAIC 3	0	0	0	0	0	0	XXX	XXX	0	0.0	0	0
13.4 NAIC 4	0	0	0	0	0	0	XXX	XXX	0	0.0	0	0
13.5 NAIC 5	0	0	0	0	0	0	XXX	XXX	(c) 0	0.0	0	0
13.6 NAIC 6	0	0	0	0	0	0	XXX	XXX	(c) 0	0.0	0	0
13.7 Totals	25,847,533	105,348,208	105,758,720	14,384,658	5,261,540	0	XXX	XXX	(b) 256,600,659	100.0	221,445,283	35,155,376
13.8 Line 13.7 as a % of Col. 9	10.1	41.1	41.2	5.6	2.1	0.0	XXX	XXX	100.0	XXX	86.3	13.7
14. Total Publicly Traded Bonds												
14.1 NAIC 1	22,646,482	89,448,953	88,887,628	18,132,826	7,503,806	0	226,619,695	85.5	217,571,879	84.8	226,619,695	XXX
14.2 NAIC 2	0	1,323,459	2,194,051	0	0	0	3,517,510	1.3	3,873,404	1.5	3,517,510	XXX
14.3 NAIC 3	0	0	0	0	0	0	0	0.0	0	0.0	0	XXX
14.4 NAIC 4	0	0	0	0	0	0	0	0.0	0	0.0	0	XXX
14.5 NAIC 5	0	0	0	0	0	0	0	0.0	0	0.0	0	XXX
14.6 NAIC 6	0	0	0	0	0	0	0	0.0	0	0.0	0	XXX
14.7 Totals	22,646,482	90,772,412	91,081,679	18,132,826	7,503,806	0	230,137,205	86.8	221,445,283	86.3	230,137,205	XXX
14.8 Line 14.7 as a % of Col. 7	9.8	39.4	39.6	7.9	3.3	0.0	100.0	XXX	XXX	XXX	100.0	XXX
14.9 Line 14.7 as a % of Line 12.7, Col. 7, Section 12	8.5	34.2	34.4	6.8	2.8	0.0	86.8	XXX	XXX	XXX	86.8	XXX
15. Total Privately Placed Bonds												
15.1 NAIC 1	3,787,147	16,526,569	14,159,419	1	0	0	34,473,136	13.0	34,685,376	13.5	XXX	34,473,136
15.2 NAIC 2	0	0	470,000	0	0	0	470,000	0.2	470,000	0.2	XXX	470,000
15.3 NAIC 3	0	0	0	0	0	0	0	0.0	0	0.0	XXX	0
15.4 NAIC 4	0	0	0	0	0	0	0	0.0	0	0.0	XXX	0
15.5 NAIC 5	0	0	0	0	0	0	0	0.0	0	0.0	XXX	0
15.6 NAIC 6	0	0	0	0	0	0	0	0.0	0	0.0	XXX	0
15.7 Totals	3,787,147	16,526,569	14,629,419	1	0	0	34,943,136	13.2	35,155,376	13.7	XXX	34,943,136
15.8 Line 15.7 as a % of Col. 7	10.8	47.3	41.9	0.0	0.0	0.0	100.0	XXX	XXX	XXX	XXX	100.0
15.9 Line 15.7 as a % of Line 12.7, Col. 7, Section 12	1.4	6.2	5.5	0.0	0.0	0.0	13.2	XXX	XXX	XXX	XXX	13.2

(a) Includes \$ 34,943,134 freely tradable under SEC Rule 144 or qualified for resale under SEC Rule 144A.

(b) Includes \$ 0 current year of bonds with Z designations and \$ 0 prior year of bonds with Z designations. The letter "Z" means the NAIC designation was not assigned by the Securities Valuation Office (SVO) at the date of the statement.

(c) Includes \$ 0 current year, \$ 0 prior year of bonds with 5GI designations and \$ 0 current year, \$ 0 prior year of bonds with 6* designations. "5GI" means the NAIC designation was assigned by the (SVO) in reliance on the insurer's certification that the issuer is current in all principal and interest payments. "6*" means the NAIC designation was assigned by the SVO due to inadequate certification of principal and interest payments.

(d) Includes the following amount of short-term and cash equivalent bonds by NAIC designation: NAIC 1 \$ 1,198,259 ; NAIC 2 \$ 0 ; NAIC 3 \$ 0 ; NAIC 4 \$ 0 ; NAIC 5 \$ 0 ; NAIC 6 \$ 0

ANNUAL STATEMENT FOR THE YEAR 2023 OF THE UnitedHealthcare of New England, Inc.

SCHEDULE D - PART 1A - SECTION 2

Maturity Distribution of All Bonds Owned December 31, at Book/Adjusted Carrying Values by Major Type and Subtype of Issues

Distribution by Type	1 1 Year or Less	2 Over 1 Year Through 5 Years	3 Over 5 Years Through 10 Years	4 Over 10 Years Through 20 Years	5 Over 20 Years	6 No Maturity Date	7 Total Current Year	8 Col. 7 as a % of Line 12.09	9 Total from Col. 7 Prior Year	10 % From Col. 8 Prior Year	11 Total Publicly Traded	12 Total Privately Placed
1. U.S. Governments												
1.01 Issuer Obligations	2,270,197	6,428,788	6,825,106	1,443,887	0	XXX	16,967,978	6.4	12,495,217	4.9	16,967,977	1
1.02 Residential Mortgage-Backed Securities	403,556	1,362,687	1,229,919	1,508,004	647,091	XXX	5,151,257	1.9	2,907,692	1.1	5,151,257	0
1.03 Commercial Mortgage-Backed Securities	0	0	0	0	0	XXX	0	0.0	0	0.0	0	0
1.04 Other Loan-Backed and Structured Securities ...	0	0	0	0	0	XXX	0	0.0	0	0.0	0	0
1.05 Totals	2,673,753	7,791,475	8,055,025	2,951,891	647,091	XXX	22,119,235	8.3	15,402,909	6.0	22,119,234	1
2. All Other Governments												
2.01 Issuer Obligations	0	0	0	0	0	XXX	0	0.0	0	0.0	0	0
2.02 Residential Mortgage-Backed Securities	0	0	0	0	0	XXX	0	0.0	0	0.0	0	0
2.03 Commercial Mortgage-Backed Securities	0	0	0	0	0	XXX	0	0.0	0	0.0	0	0
2.04 Other Loan-Backed and Structured Securities ...	0	0	0	0	0	XXX	0	0.0	0	0.0	0	0
2.05 Totals	0	0	0	0	0	XXX	0	0.0	0	0.0	0	0
3. U.S. States, Territories and Possessions, Guaranteed												
3.01 Issuer Obligations	302,817	2,170,146	2,864,582	0	0	XXX	5,337,545	2.0	4,754,753	1.9	5,337,545	0
3.02 Residential Mortgage-Backed Securities	0	0	0	0	0	XXX	0	0.0	0	0.0	0	0
3.03 Commercial Mortgage-Backed Securities	0	0	0	0	0	XXX	0	0.0	0	0.0	0	0
3.04 Other Loan-Backed and Structured Securities ...	0	0	0	0	0	XXX	0	0.0	0	0.0	0	0
3.05 Totals	302,817	2,170,146	2,864,582	0	0	XXX	5,337,545	2.0	4,754,753	1.9	5,337,545	0
4. U.S. Political Subdivisions of States, Territories and Possessions, Guaranteed												
4.01 Issuer Obligations	4,278,038	2,926,873	2,315,834	0	0	XXX	9,520,745	3.6	8,880,241	3.5	9,520,745	0
4.02 Residential Mortgage-Backed Securities	0	0	0	0	0	XXX	0	0.0	0	0.0	0	0
4.03 Commercial Mortgage-Backed Securities	0	0	0	0	0	XXX	0	0.0	0	0.0	0	0
4.04 Other Loan-Backed and Structured Securities ...	0	0	0	0	0	XXX	0	0.0	0	0.0	0	0
4.05 Totals	4,278,038	2,926,873	2,315,834	0	0	XXX	9,520,745	3.6	8,880,241	3.5	9,520,745	0
5. U.S. Special Revenue & Special Assessment Obligations etc., Non-Guaranteed												
5.01 Issuer Obligations	3,138,036	24,527,478	11,689,223	961,539	800,000	XXX	41,116,276	15.5	39,568,042	15.4	41,116,277	(1)
5.02 Residential Mortgage-Backed Securities	3,733,530	11,824,478	10,291,049	13,147,269	6,056,715	XXX	45,053,041	17.0	41,033,228	16.0	45,053,041	0
5.03 Commercial Mortgage-Backed Securities	0	807,123	0	0	0	XXX	807,123	0.3	811,015	0.3	807,123	0
5.04 Other Loan-Backed and Structured Securities ...	0	0	0	0	0	XXX	0	0.0	0	0.0	0	0
5.05 Totals	6,871,566	37,159,079	21,980,272	14,108,808	6,856,715	XXX	86,976,440	32.8	81,412,285	31.7	86,976,441	(1)
6. Industrial and Miscellaneous												
6.01 Issuer Obligations	8,993,207	43,358,653	53,220,301	1,072,127	0	XXX	106,644,288	40.2	112,127,769	43.7	84,258,297	22,385,991
6.02 Residential Mortgage-Backed Securities	0	0	0	0	0	XXX	0	0.0	0	0.0	0	0
6.03 Commercial Mortgage-Backed Securities	1,990,733	4,883,650	13,750,669	0	0	XXX	20,625,052	7.8	20,921,404	8.2	17,421,925	3,203,127
6.04 Other Loan-Backed and Structured Securities ...	1,323,515	9,009,106	3,524,412	0	0	XXX	13,857,033	5.2	13,101,299	5.1	4,503,018	9,354,015
6.05 Totals	12,307,455	57,251,409	70,495,382	1,072,127	0	XXX	141,126,373	53.2	146,150,472	57.0	106,183,240	34,943,133
7. Hybrid Securities												
7.01 Issuer Obligations	0	0	0	0	0	XXX	0	0.0	0	0.0	0	0
7.02 Residential Mortgage-Backed Securities	0	0	0	0	0	XXX	0	0.0	0	0.0	0	0
7.03 Commercial Mortgage-Backed Securities	0	0	0	0	0	XXX	0	0.0	0	0.0	0	0
7.04 Other Loan-Backed and Structured Securities ...	0	0	0	0	0	XXX	0	0.0	0	0.0	0	0
7.05 Totals	0	0	0	0	0	XXX	0	0.0	0	0.0	0	0
8. Parent, Subsidiaries and Affiliates												
8.01 Issuer Obligations	0	0	0	0	0	XXX	0	0.0	0	0.0	0	0
8.02 Residential Mortgage-Backed Securities	0	0	0	0	0	XXX	0	0.0	0	0.0	0	0
8.03 Commercial Mortgage-Backed Securities	0	0	0	0	0	XXX	0	0.0	0	0.0	0	0
8.04 Other Loan-Backed and Structured Securities ...	0	0	0	0	0	XXX	0	0.0	0	0.0	0	0
8.05 Affiliated Bank Loans - Issued	0	0	0	0	0	XXX	0	0.0	0	0.0	0	0
8.06 Affiliated Bank Loans - Acquired	0	0	0	0	0	XXX	0	0.0	0	0.0	0	0
8.07 Totals	0	0	0	0	0	XXX	0	0.0	0	0.0	0	0

8108

ANNUAL STATEMENT FOR THE YEAR 2023 OF THE UnitedHealthcare of New England, Inc.

SCHEDULE D - PART 1A - SECTION 2 (Continued)

Maturity Distribution of All Bonds Owned December 31, at Book/Adjusted Carrying Values by Major Type and Subtype of Issues

Distribution by Type	1 1 Year or Less	2 Over 1 Year Through 5 Years	3 Over 5 Years Through 10 Years	4 Over 10 Years Through 20 Years	5 Over 20 Years	6 No Maturity Date	7 Total Current Year	8 Col. 7 as a % of Line 12.09	9 Total from Col. 7 Prior Year	10 % From Col. 8 Prior Year	11 Total Publicly Traded	12 Total Privately Placed
9. SVO Identified Funds												
9.01 Exchange Traded Funds Identified by the SVO	XXX	XXX	XXX	XXX	XXX	0	0	0.0	0	0.0	0	0
10. Unaffiliated Bank Loans												
10.01 Unaffiliated Bank Loans - Issued	0	0	0	0	0	XXX	0	0.0	0	0.0	0	0
10.02 Unaffiliated Bank Loans - Acquired	0	0	0	0	0	XXX	0	0.0	0	0.0	0	0
10.03 Totals	0	0	0	0	0	XXX	0	0.0	0	0.0	0	0
11. Unaffiliated Certificates of Deposit												
11.01 Totals	0	0	0	0	0	XXX	0	0.0	0	0.0	0	0
12. Total Bonds Current Year												
12.01 Issuer Obligations	18,982,295	79,411,938	76,915,046	3,477,553	800,000	XXX	179,586,832	67.7	XXX	XXX	157,200,841	22,385,991
12.02 Residential Mortgage-Backed Securities	4,137,086	13,187,165	11,520,968	14,655,273	6,703,806	XXX	50,204,298	18.9	XXX	XXX	50,204,298	0
12.03 Commercial Mortgage-Backed Securities	1,990,733	5,690,773	13,750,669	0	0	XXX	21,432,175	8.1	XXX	XXX	18,229,048	3,203,127
12.04 Other Loan-Backed and Structured Securities	1,323,515	9,009,106	3,524,412	0	0	XXX	13,857,033	5.2	XXX	XXX	4,503,018	9,354,015
12.05 SVO Identified Funds	XXX	XXX	XXX	XXX	XXX	0	0	0.0	XXX	XXX	0	0
12.06 Affiliated Bank Loans	0	0	0	0	0	XXX	0	0.0	XXX	XXX	0	0
12.07 Unaffiliated Bank Loans	0	0	0	0	0	XXX	0	0.0	XXX	XXX	0	0
12.08 Unaffiliated Certificates of Deposit	0	0	0	0	0	XXX	0	0.0	XXX	XXX	0	0
12.09 Totals	26,433,829	107,298,982	105,711,095	18,132,826	7,503,806	0	265,080,338	100.0	XXX	XXX	230,137,205	34,943,133
12.10 Line 12.09 as a % of Col. 7	10.0	40.5	39.9	6.8	2.8	0.0	100.0	XXX	XXX	XXX	86.8	13.2
13. Total Bonds Prior Year												
13.01 Issuer Obligations	16,670,716	78,748,527	77,863,149	3,743,630	800,000	XXX	XXX	XXX	177,826,022	69.3	154,985,014	22,841,008
13.02 Residential Mortgage-Backed Securities	4,737,939	13,979,617	10,120,796	10,641,028	4,461,540	XXX	XXX	XXX	43,940,920	17.1	43,940,921	(1)
13.03 Commercial Mortgage-Backed Securities	2,145,604	5,042,409	14,544,406	0	0	XXX	XXX	XXX	21,732,419	8.5	18,470,468	3,261,951
13.04 Other Loan-Backed and Structured Securities	2,293,275	7,577,655	3,230,369	0	0	XXX	XXX	XXX	13,101,299	5.1	4,048,880	9,052,419
13.05 SVO Identified Funds	XXX	XXX	XXX	XXX	XXX	0	XXX	XXX	0	0.0	0	0
13.06 Affiliated Bank Loans	0	0	0	0	0	XXX	XXX	XXX	0	0.0	0	0
13.07 Unaffiliated Bank Loans	0	0	0	0	0	XXX	XXX	XXX	0	0.0	0	0
13.08 Unaffiliated Certificates of Deposit	0	0	0	0	0	XXX	XXX	XXX	0	0.0	0	0
13.09 Totals	25,847,534	105,348,208	105,758,720	14,384,658	5,261,540	0	XXX	XXX	256,600,660	100.0	221,445,283	35,155,377
13.10 Line 13.09 as a % of Col. 9	10.1	41.1	41.2	5.6	2.1	0.0	XXX	XXX	100.0	XXX	86.3	13.7
14. Total Publicly Traded Bonds												
14.01 Issuer Obligations	16,322,364	69,707,765	66,893,159	3,477,553	800,000	XXX	157,200,841	59.3	154,985,014	60.4	157,200,841	XXX
14.02 Residential Mortgage-Backed Securities	4,137,086	13,187,164	11,520,969	14,655,273	6,703,806	XXX	50,204,298	18.9	43,940,921	17.1	50,204,298	XXX
14.03 Commercial Mortgage-Backed Securities	1,911,136	4,606,594	11,711,318	0	0	XXX	18,229,048	6.9	18,470,468	7.2	18,229,048	XXX
14.04 Other Loan-Backed and Structured Securities	275,897	3,270,889	956,233	0	0	XXX	4,503,019	1.7	4,048,880	1.6	4,503,019	XXX
14.05 SVO Identified Funds	XXX	XXX	XXX	XXX	XXX	0	0	0.0	0	0.0	0	XXX
14.06 Affiliated Bank Loans	0	0	0	0	0	XXX	0	0.0	0	0.0	0	XXX
14.07 Unaffiliated Bank Loans	0	0	0	0	0	XXX	0	0.0	0	0.0	0	XXX
14.08 Unaffiliated Certificates of Deposit	0	0	0	0	0	XXX	0	0.0	0	0.0	0	XXX
14.09 Totals	22,646,483	90,772,412	91,081,679	18,132,826	7,503,806	0	230,137,206	86.8	221,445,283	86.3	230,137,206	XXX
14.10 Line 14.09 as a % of Col. 7	9.8	39.4	39.6	7.9	3.3	0.0	100.0	XXX	XXX	XXX	100.0	XXX
14.11 Line 14.09 as a % of Line 12.09, Col. 7, Section 12	8.5	34.2	34.4	6.8	2.8	0.0	86.8	XXX	XXX	XXX	86.8	XXX
15. Total Privately Placed Bonds												
15.01 Issuer Obligations	2,659,931	9,704,173	10,021,887	0	0	XXX	22,385,991	8.4	22,841,008	8.9	XXX	22,385,991
15.02 Residential Mortgage-Backed Securities	0	1	(1)	0	0	XXX	0	0.0	(1)	0.0	XXX	0
15.03 Commercial Mortgage-Backed Securities	79,597	1,084,179	2,039,351	0	0	XXX	3,203,127	1.2	3,261,951	1.3	XXX	3,203,127
15.04 Other Loan-Backed and Structured Securities	1,047,618	5,738,217	2,568,179	0	0	XXX	9,354,014	3.5	9,052,419	3.5	XXX	9,354,014
15.05 SVO Identified Funds	XXX	XXX	XXX	XXX	XXX	0	0	0.0	0	0.0	XXX	0
15.06 Affiliated Bank Loans	0	0	0	0	0	XXX	0	0.0	0	0.0	XXX	0
15.07 Unaffiliated Bank Loans	0	0	0	0	0	XXX	0	0.0	0	0.0	XXX	0
15.08 Unaffiliated Certificates of Deposit	0	0	0	0	0	XXX	0	0.0	0	0.0	XXX	0
15.09 Totals	3,787,146	16,526,570	14,629,416	0	0	0	34,943,132	13.2	35,155,377	13.7	XXX	34,943,132
15.10 Line 15.09 as a % of Col. 7	10.8	47.3	41.9	0.0	0.0	0.0	100.0	XXX	XXX	XXX	XXX	100.0
15.11 Line 15.09 as a % of Line 12.09, Col. 7, Section 12	1.4	6.2	5.5	0.0	0.0	0.0	13.2	XXX	XXX	XXX	XXX	13.2

6015

SCHEDULE DA - VERIFICATION BETWEEN YEARS

Short-Term Investments

	1	2	3	4	5
	Total	Bonds	Mortgage Loans	Other Short-term Investment Assets (a)	Investments in Parent, Subsidiaries and Affiliates
1. Book/adjusted carrying value, December 31 of prior year	0	0	0	0	0
2. Cost of short-term investments acquired	4,491,176	4,491,176	0	0	0
3. Accrual of discount	108,824	108,824	0	0	0
4. Unrealized valuation increase/(decrease)	0	0	0	0	0
5. Total gain (loss) on disposals	0	0	0	0	0
6. Deduct consideration received on disposals	4,600,000	4,600,000	0	0	0
7. Deduct amortization of premium	0	0	0	0	0
8. Total foreign exchange change in book/adjusted carrying value	0	0	0	0	0
9. Deduct current year's other than temporary impairment recognized	0	0	0	0	0
10. Book/adjusted carrying value at end of current period (Lines 1+2+3+4+5-6-7+8-9)	0	0	0	0	0
11. Deduct total nonadmitted amounts	0	0	0	0	0
12. Statement value at end of current period (Line 10 minus Line 11)	0	0	0	0	0

(a) Indicate the category of such assets, for example, joint ventures, transportation equipment:

Schedule DB - Part A - Verification - Options, Caps, Floors, Collars, Swaps and Forwards

N O N E

Schedule DB - Part B - Verification - Futures Contracts

N O N E

Schedule DB - Part C - Section 1 - Replication (Synthetic Asset) Transactions (RSATs) Open

N O N E

Schedule DB-Part C-Section 2-Reconciliation of Replication (Synthetic Asset) Transactions Open

N O N E

Schedule DB - Verification - Book/Adjusted Carrying Value, Fair Value and Potential Exposure of
Derivatives

N O N E

ANNUAL STATEMENT FOR THE YEAR 2023 OF THE UnitedHealthcare of New England, Inc.
SCHEDULE E - PART 2 - VERIFICATION BETWEEN YEARS

(Cash Equivalents)

	1 Total	2 Bonds	3 Money Market Mutual funds	4 Other (a)
1. Book/adjusted carrying value, December 31 of prior year	142,684,310	0	16,258,914	126,425,396
2. Cost of cash equivalents acquired	803,167,881	5,591,703	64,705,193	732,870,985
3. Accrual of discount	6,556	6,556	0	0
4. Unrealized valuation increase/(decrease)	0	0	0	0
5. Total gain (loss) on disposals	0	0	0	0
6. Deduct consideration received on disposals	770,783,912	4,400,000	68,072,545	698,311,367
7. Deduct amortization of premium	0	0	0	0
8. Total foreign exchange change in book/adjusted carrying value	0	0	0	0
9. Deduct current year's other than temporary impairment recognized	0	0	0	0
10. Book/adjusted carrying value at end of current period (Lines 1+2+3+4+5-6-7+8-9)	175,074,835	1,198,259	12,891,562	160,985,014
11. Deduct total nonadmitted amounts	0	0	0	0
12. Statement value at end of current period (Line 10 minus Line 11)	175,074,835	1,198,259	12,891,562	160,985,014

(a) Indicate the category of such investments, for example, joint ventures, transportation equipment: Qualifying cash pool via SSAP 2R.

Schedule A - Part 1 - Real Estate Owned

NONE

Schedule A - Part 2 - Real Estate Acquired and Additions Made

NONE

Schedule A - Part 3 - Real Estate Disposed

NONE

Schedule B - Part 1 - Mortgage Loans Owned

NONE

Schedule B - Part 2 - Mortgage Loans Acquired and Additions Made

NONE

Schedule B - Part 3 - Mortgage Loans Disposed, Transferred or Repaid

NONE

Schedule BA - Part 1 - Other Long-Term Invested Assets Owned

NONE

Schedule BA - Part 2 - Other Long-Term Invested Assets Acquired and Additions Made

NONE

Schedule BA - Part 3 - Other Long-Term Invested Assets Disposed, Transferred or Repaid

NONE

ANNUAL STATEMENT FOR THE YEAR 2023 OF THE UnitedHealthcare of New England, Inc.

SCHEDULE D - PART 1

Showing All Long-Term BONDS Owned December 31 of Current Year

1	2	Codes			6	7	Fair Value		10	11	Change in Book/Adjusted Carrying Value				Interest					Dates	
		3	4	5			8	9			12	13	14	15	16	17	18	19	20	21	22
CUSIP Identification	Description	C o d e	F o r e i g n	B o n d C h a r	NAIC Designation, NAIC Designation Modifier and SVO Administrative Symbol	Actual Cost	Rate Used to Obtain Fair Value	Fair Value	Par Value	Book/ Adjusted Carrying Value	Unrealized Valuation Increase/ (Decrease)	Current Year's (Amortization)/ Accretion	Current Year's Other-Than-Temporary Impairment Recognized	Total Foreign Exchange Change in Book/ Adjusted Carrying Value	Rate of	Effective Rate of	When Paid	Admitted Amount Due and Accrued	Amount Received During Year	Acquired	Stated Contractual Maturity Date
912810-0A-9	US Treasury Bond				1.A	798,191	94.7590	758,072	800,000	798,277	0	87	0	0	3.500	3.518	FA	10,576	14,000	05/03/2023	02/15/2039
912810-SR-0	US Treasury Note				1.A	628,527	64.5000	580,500	900,000	645,610	0	11,454	0	0	1.125	3.389	MN	1,307	10,125	06/30/2022	05/15/2040
912828-5C-0	US Treasury Note				1.A	2,399,166	97.7100	2,345,040	2,400,000	2,399,776	0	123	0	0	3.000	3.006	MS	18,295	72,000	09/28/2018	09/30/2025
912828-5J-5	US Treasury Note				1.A	1,497,135	97.6870	1,465,305	1,500,000	1,499,192	0	423	0	0	3.000	3.030	AO	7,665	45,000	10/29/2018	10/31/2025
912828-G3-8	US Treasury Note				1.A	1,130,010	97.7650	1,031,421	1,055,000	1,071,938	0	(19,961)	0	0	2.250	0.400	MN	3,065	23,400	08/24/2023	11/15/2024
912828-J2-7	US Treasury Bond				1.A	111,847	97.0740	106,781	110,000	110,597	0	(622)	0	0	2.000	1.509	FA	831	2,100	08/24/2023	02/15/2025
912828-Z0-6	US Treasury Note				1.A	653,128	81.7420	653,936	800,000	666,852	0	13,724	0	0	0.625	3.569	MN	646	5,000	03/31/2023	05/15/2030
91282C-DJ-7	US Treasury Bond				1.A	1,870,172	83.0580	1,578,102	1,900,000	1,875,874	0	2,859	0	0	1.375	1.547	MN	3,373	26,125	12/29/2021	11/15/2031
91282C-DL-2	US Treasury Note				1.A	1,103,528	89.4490	983,939	1,100,000	1,102,544	0	(496)	0	0	1.500	1.451	MN	1,443	16,500	12/29/2022	11/30/2028
91282C-EP-2	US Treasury Bond				1.A	1,800,804	92.7010	1,761,319	1,900,000	1,806,132	0	5,061	0	0	2.875	3.558	MN	7,053	35,938	06/29/2023	05/15/2032
91282C-EW-7	US Treasury Note				1.A	1,010,746	97.7360	977,360	1,000,000	1,007,688	0	(2,054)	0	0	3.250	3.017	JD	89	32,500	06/30/2022	06/30/2027
91282C-FV-8	US Treasury Bond				1.A	1,145,766	101.6850	1,118,535	1,100,000	1,100,000	0	(3,500)	0	0	4.125	3.611	MN	5,859	45,375	02/06/2023	11/15/2032
91282C-GE-5	US Treasury Note				1.A	308,692	99.2500	307,675	310,000	308,991	0	298	0	0	3.875	4.043	JJ	5,549	6,006	05/22/2023	01/15/2026
91282C-HR-5	US Treasury Note				1.B FE	393,955	100.5600	402,264	400,000	394,263	0	308	0	0	4.000	4.252	JJ	6,696	0	08/03/2023	07/31/2030
91282C-JJ-1	US Treasury Note				1.A FE	939,836	105.0150	945,135	900,000	939,720	0	(116)	0	0	4.500	3.955	MN	5,229	0	12/18/2023	11/15/2033
0019999999	Subtotal - Bonds - U.S. Governments - Issuer Obligations					15,791,503	XXX	15,015,384	16,175,000	15,769,720	0	7,588	0	0	XXX	XXX	XXX	77,676	334,069	XXX	XXX
361790-JS-1	GNMA Pool MA2073 MBS			4	1.A	369,208	94.6650	334,410	353,256	367,191	0	(867)	0	0	3.500	2.828	MON	1,030	12,364	08/29/2017	07/20/2044
361790-Y2-3	GNMA Pool MA7991 MBS			4	1.A	912,182	97.6270	864,730	985,748	911,534	0	(352)	0	0	4.500	4.017	MON	3,322	39,859	04/14/2022	04/20/2052
361790-JU-3	GNMA Pool MA7475 MBS			4	1.A	220,750	96.4710	204,999	212,499	220,492	0	(122)	0	0	4.000	3.422	MON	708	8,500	02/11/2022	07/20/2051
361790-5J-1	GNMA Pool MA8949 MBS			4	1.A	591,263	101.7070	585,129	585,138	591,199	0	(65)	0	0	6.000	5.889	MON	2,926	14,628	06/28/2023	06/20/2053
362242-Z8-8	GNMA Pool 784367 MBS			4	1.A	521,959	97.5990	479,528	491,327	517,361	0	(2,232)	0	0	4.000	3.218	MON	1,638	19,653	08/30/2017	03/15/2044
36224B-DV-1	GNMA Pool 785616 MBS			4	1.A	689,769	85.8850	692,491	806,305	689,954	0	185	0	0	2.500	3.830	MON	1,680	0	12/19/2023	09/20/2051
36224C-OP-3	GNMA Pool 786478 MBS			4	1.A	772,080	101.6980	763,940	751,188	771,772	0	(309)	0	0	5.500	5.128	MON	3,443	34,429	02/15/2023	01/20/2053
36224C-M3-1	GNMA Pool 786778 MBS			4	1.A	487,956	101.5790	494,734	487,043	487,941	0	(16)	0	0	5.500	5.501	MON	2,232	11,161	07/27/2023	06/20/2053
38383G-AV-3	GNMA GNR 2022-10 UH RMBS			4	1.A	595,050	87.8060	518,280	590,255	593,814	0	474	0	0	2.500	2.382	MON	1,230	14,757	02/02/2022	12/20/2051
0029999999	Subtotal - Bonds - U.S. Governments - Residential Mortgage-Backed Securities					5,160,217	XXX	4,948,241	5,162,759	5,151,258	0	(3,304)	0	0	XXX	XXX	XXX	18,209	155,351	XXX	XXX
0109999999	Total - U.S. Government Bonds					20,951,720	XXX	19,963,625	21,337,759	20,920,978	0	4,284	0	0	XXX	XXX	XXX	95,885	489,420	XXX	XXX
0309999999	Total - All Other Government Bonds					0	XXX	0	0	0	0	0	0	0	XXX	XXX	XXX	0	0	XXX	XXX
13063C-RT-9	CALIFORNIA ST GO Cont Call			2	1.C FE	1,073,520	102.7460	924,714	900,000	922,831	0	(19,003)	0	0	5.000	2.770	MS	15,000	45,000	03/05/2015	03/01/2028
13063D-YZ-5	CALIFORNIA ST GO Non Call				1.C FE	682,816	89.4420	715,536	800,000	684,175	0	1,359	0	0	3.000	5.281	MN	4,000	0	11/17/2023	11/01/2031
25476F-DL-4	DIST OF COLUMBIA GO Cont Call			2	1.B FE	747,225	105.6240	628,463	595,000	634,985	0	(15,960)	0	0	5.000	2.130	JD	2,479	29,750	06/08/2016	06/01/2029
419792-YX-8	HAWAII ST GO Cont Call MW			1	1.C FE	200,000	80.1940	160,388	200,000	200,000	0	0	0	0	1.695	1.695	FA	1,413	3,390	08/06/2020	08/01/2032
419792-YY-6	HAWAII ST GO Cont Call MW			1	1.C FE	200,000	79.3220	158,644	200,000	200,000	0	0	0	0	1.865	1.865	FA	1,554	3,730	08/06/2020	08/01/2033
57582R-F4-3	MASSACHUSETTS ST GO Cont Call			2	1.B FE	842,819	116.3650	727,281	625,000	769,999	0	(21,267)	0	0	5.000	1.270	JJ	15,625	31,250	06/26/2020	07/01/2032
57582R-F5-0	MASSACHUSETTS ST GO Cont Call			2	1.B FE	722,812	116.2900	627,966	540,000	661,878	0	(17,816)	0	0	5.000	1.360	JJ	13,500	27,000	06/26/2020	07/01/2033
57582R-F6-8	MASSACHUSETTS ST GO Cont Call			2	1.B FE	380,230	115.9370	330,420	285,000	348,531	0	(9,273)	0	0	5.000	1.400	JJ	7,125	14,250	06/26/2020	07/01/2034
70914P-VS-8	PENNSYLVANIA ST GO Cont Call			2	1.D FE	354,729	100.9130	302,739	300,000	302,817	0	(6,084)	0	0	5.000	2.900	JD	667	15,000	05/01/2014	06/15/2027
93974D-PY-8	WASHINGTON ST GO Cont Call			2	1.B FE	704,202	102.1260	612,756	600,000	612,330	0	(11,980)	0	0	5.000	2.900	JJ	15,000	30,000	06/17/2015	07/01/2028
0419999999	Subtotal - Bonds - U.S. States, Territories and Possessions - Issuer Obligations					5,908,353	XXX	5,188,907	5,045,000	5,337,546	0	(100,024)	0	0	XXX	XXX	XXX	76,363	199,370	XXX	XXX
0509999999	Total - U.S. States, Territories and Possessions Bonds					5,908,353	XXX	5,188,907	5,045,000	5,337,546	0	(100,024)	0	0	XXX	XXX	XXX	76,363	199,370	XXX	XXX
022447-XS-0	ALVIN TX INDEP S GO Non Call				1.A FE	2,455,160	100.2350	2,004,700	2,000,000	2,007,338	0	(59,573)	0	0	5.000	1.970	FA	37,778	100,000	12/09/2015	02/15/2024
349460-5N-1	FORT WORTH TX IN GO Cont Call			2	1.A FE	40,206	101.9860	35,695	35,000	36,269	0	(578)	0	0	4.000	2.240	FA	529	1,400	08/10/2016	02/15/2030

E10

ANNUAL STATEMENT FOR THE YEAR 2023 OF THE UnitedHealthcare of New England, Inc.

SCHEDULE D - PART 1

Showing All Long-Term BONDS Owned December 31 of Current Year

1	2	Codes			6	7	Fair Value		10	11	Change in Book/Adjusted Carrying Value				Interest					Dates	
		3	4	5			8	9			12	13	14	15	16	17	18	19	20	21	22
CUSIP Identification	Description	C o d e	F o r e i g n	B o n d C h a r	NAIC Designation, NAIC Designation Modifier and SVO Administrative Symbol	Actual Cost	Rate Used to Obtain Fair Value	Fair Value	Par Value	Book/ Adjusted Carrying Value	Unrealized Valuation Increase/ (Decrease)	Current Year's (Amor-tization)/ Accretion	Current Year's Other-Than-Temporary Impairment Recognized	Total Foreign Exchange Change in Book/ Adjusted Carrying Value	Rate of	Effective Rate of	When Paid	Admitted Amount Due and Accrued	Amount Received During Year	Acquired	Stated Contractual Maturity Date
349460-5P-6	FORT WORTH TX IN GO Cont Call	2			1.A FE	74,371		101,7380	65,000	67,289	0	(1,041)	0	0	4.000	2.290	FA	982	2,600	08/10/2016	02/15/2031
414005-SV-1	HARRIS CNTY TX GO Cont Call	2			1.A FE	907,658		101,3550	750,000	763,190	0	(17,219)	0	0	5.000	2.610	AO	9,375	37,500	08/14/2014	10/01/2027
414005-WK-0	HARRIS CNTY TX Rev Bond Cont Call	2			1.C FE	834,721		105,2620	665,000	712,712	0	(17,499)	0	0	5.000	2.170	FA	12,561	33,250	06/10/2016	08/15/2030
438670-W4-9	HONOLULU CITY & GO Cont Call	2			1.C FE	1,196,130		103,4840	1,000,000	1,038,834	0	(21,381)	0	0	5.000	2.710	AO	12,500	50,000	12/03/2015	10/01/2031
442331-T8-7	HOUSTON TX GO Non Call	2			1.D FE	568,366		100,3010	490,000	492,212	0	(13,271)	0	0	5.000	2.231	MS	8,167	24,500	12/01/2017	03/01/2024
498531-UC-4	KLEIN TX INDEP SCH DIST GO Call	2			1.A FE	823,433		115,7480	725,000	819,823	0	(3,610)	0	0	5.000	3.390	FA	15,104	604	06/28/2023	08/01/2040
61334P-DH-3	MONTGOMERY CNTY GO Cont Call	2			1.A FE	1,494,435		81,6900	1,500,000	1,496,011	0	474	0	0	1.550	1.586	MN	3,875	23,250	07/23/2020	11/01/2031
64966M-AX-7	NEW YORK NY GO Cont Call	2			1.C FE	1,260,310		105,8350	1,000,000	1,071,769	0	(26,738)	0	0	5.000	2.130	FA	20,833	50,000	06/08/2016	08/01/2029
799038-KV-5	SAN MATEO CNTY C GO Cont Call	2			1.A FE	1,202,360		101,4300	1,000,000	1,015,299	0	(22,495)	0	0	5.000	2.661	MS	16,667	50,000	09/05/2014	09/01/2029
0619999999	Subtotal - Bonds - U.S. Political Subdivisions - Issuer Obligations					10,857,150	XXX	9,230,168	9,230,000	9,520,746	0	(182,931)	0	0	XXX	XXX	XXX	138,371	373,104	XXX	XXX
0709999999	Total - U.S. Political Subdivisions Bonds					10,857,150	XXX	9,230,168	9,230,000	9,520,746	0	(182,931)	0	0	XXX	XXX	XXX	138,371	373,104	XXX	XXX
04048R-MC-7	ARIZONA BRD OF R Rev Bond Cont Call	2			1.C FE	541,985		103,2350	450,000	465,109	0	(9,740)	0	0	5.000	2.701	JJ	11,250	22,500	03/05/2015	07/01/2027
04048R-MD-5	ARIZONA BRD OF R Rev Bond Cont Call	2			1.C FE	268,106		103,1900	225,000	232,118	0	(4,581)	0	0	5.000	2.831	JJ	5,625	11,250	03/05/2015	07/01/2028
047870-MM-7	ATLANTA GA WTR & Rev Bond Cont Call	2			1.C FE	176,765		102,9270	150,000	153,987	0	(2,891)	0	0	5.000	2.950	MN	1,250	7,500	02/26/2015	11/01/2028
13032U-BD-9	CALIFORNIA ST HLTH FACS FING A Rev Bond Cont Call	2			1.D FE	112,382		104,8270	95,000	98,641	0	(1,867)	0	0	5.000	2.880	MN	607	4,750	11/06/2015	11/15/2029
13077D-TL-6	CALIFORNIA ST UNIV REVENUE Rev Bond Call	1			1.D FE	485,000		101,2020	485,000	485,000	0	0	0	0	4.900	4.900	MN	9,374	0	07/20/2023	11/01/2034
15504R-FZ-7	CENTRAL PUGET SOU Rev Bond Cont Call	2			1.B FE	1,130,458		104,1170	960,000	994,652	0	(18,130)	0	0	5.000	2.961	MN	8,000	48,000	08/05/2015	11/01/2030
235036-6U-9	DALLAS-FORT WORTH TX INTERNATI Rev Bond Cont Call	2			1.E FE	740,000		83,9970	740,000	740,000	0	0	0	0	2.416	2.416	MN	2,980	17,878	07/31/2020	11/01/2032
23503C-CC-9	DALLAS-FORT WORTH TX INTERNATI Rev Bond MW	2			1.E FE	80,000		101,2020	80,000	80,000	0	0	0	0	4.892	4.892	MN	652	957	07/20/2023	11/01/2034
249182-QN-9	DENVER CITY & CNTY CO ARPT Rev Rev Bond Cont Call	2			1.D FE	1,660,530		112,0590	1,500,000	1,641,413	0	(13,210)	0	0	5.000	3.741	MN	9,583	75,000	07/08/2022	11/15/2037
25477G-UP-8	DIST OF COLUMBIA INCOME TAX SE Rev Bond Cont Call	2			1.B FE	412,581		117,6850	355,000	405,332	0	(5,104)	0	0	5.000	3.091	JJ	8,875	16,468	07/13/2022	07/01/2037
3133EM-VU-3	FFC Note Call	2			1.B FE	390,234		78,3450	500,000	396,539	0	6,106	0	0	2.500	4.742	AO	2,674	12,500	12/19/2022	04/14/2036
34160W-B7-8	FLORIDA ST DEPT Rev Bond Non Call	2			1.D FE	880,526		108,3200	740,000	801,876	0	(16,716)	0	0	5.000	2.491	JJ	18,500	37,000	12/13/2018	07/01/2027
342816-J4-8	FLORIDA ST MUNI Rev Bond Cont Call	2			1.F FE	604,940		104,8720	500,000	530,394	0	(10,505)	0	0	5.000	2.690	AO	6,250	25,000	02/18/2016	10/01/2030
414005-VJ-4	HARRIS CNTY TX Rev Bond Cont Call	2			1.C FE	351,439		103,0110	295,000	305,500	0	(6,248)	0	0	5.000	2.741	FA	5,572	14,750	10/30/2015	08/15/2029
419794-ZT-2	HAWAII ST ARPTS SYS REVENUE Rev Bond Cont Call	2			1.E FE	1,551,913		107,3960	1,250,000	1,425,645	0	(37,207)	0	0	5.000	1.740	JJ	31,250	62,500	07/09/2020	07/01/2030
442435-4Q-3	HOUSTON TX UTILI Rev Bond Cont Call	2			1.C FE	28,436		100,6210	25,000	25,148	0	(390)	0	0	5.000	3.380	MN	160	1,250	03/13/2014	05/15/2028
452252-LH-0	ILLINOIS ST TOLL Rev Bond Cont Call	2			1.D FE	537,521		104,2240	460,000	477,464	0	(8,346)	0	0	5.000	3.028	JJ	1,917	23,000	12/10/2015	12/01/2031
452252-PG-8	ILLINOIS ST TOLL Rev Bond Non Call	2			1.D FE	734,551		114,0540	575,000	674,203	0	(15,445)	0	0	5.000	1.940	JJ	14,375	28,750	12/11/2019	01/01/2030
452252-PH-6	ILLINOIS ST TOLL Rev Bond Cont Call	2			1.D FE	729,756		114,2250	575,000	671,367	0	(14,961)	0	0	5.000	2.020	JJ	14,375	28,750	12/11/2019	01/01/2031
45470Y-EX-5	INDIANA ST FIN A Rev Bond Cont Call	2			1.C FE	1,023,450		98,4100	1,000,000	1,004,435	0	(4,356)	0	0	2.250	1.800	JD	1,875	22,500	06/19/2019	12/01/2058
495289-Q2-9	KING CNTY WA SWR Rev Bond Cont Call	2			1.B FE	627,552		100,9630	530,000	535,615	0	(10,995)	0	0	5.000	2.851	JJ	13,250	26,500	07/22/2014	07/01/2028
495289-Q3-7	KING CNTY WA SWR Rev Bond Cont Call	2			1.B FE	529,434		100,9630	450,000	454,589	0	(8,979)	0	0	5.000	2.931	JJ	11,250	22,500	07/22/2014	07/01/2029
54466H-DQ-6	LOS ANGELES CNTY Rev Bond Cont Call	2			1.B FE	285,550		105,9210	240,000	252,705	0	(5,021)	0	0	5.000	2.720	JD	1,000	12,000	11/18/2016	06/01/2029
54627R-AL-4	LOUISIANA ST LOCAL GOVT ENVRM Rev Bond Sink	2			1.A FE	1,270,834		97,9210	1,270,834	1,270,834	0	0	0	0	3.615	3.609	FA	19,142	55,129	05/12/2022	02/01/2029
54811B-QN-4	LOWER COLORADO RIVER TX AUTH T Rev Bond Cont Call	2			1.F FE	210,057		105,1280	170,000	180,446	0	(4,236)	0	0	5.000	2.321	MN	1,086	8,500	06/09/2016	05/15/2029
54811B-QP-9	LOWER COLORADO RIVER TX AUTH T Rev Bond Cont Call	2			1.F FE	227,674		105,0730	185,000	196,148	0	(4,517)	0	0	5.000	2.371	MN	1,182	9,250	06/09/2016	05/15/2030
574296-BL-2	MARYLAND ST STAD Rev Bond Cont Call	2			1.D FE	464,105		109,5560	395,000	429,209	0	(7,311)	0	0	5.000	2.860	MN	3,292	19,750	12/12/2018	05/01/2030
575831-GZ-9	MASSACHUSETTS ST CLG BLDG AUTH Rev Bond Non Call	1			1.C FE	1,011,541		79,8900	1,260,000	1,028,844	0	17,303	0	0	2.101	4.534	MN	4,412	26,473	02/10/2023	05/01/2033
592647-LB-5	MET WASHINGTON DC ARPTS AUTH A Rev Bond Non Call	2			1.D FE	238,534		112,0460	215,000	234,754	0	(2,554)	0	0	5.000	3.461	AO	2,688	10,750	05/25/2022	10/01/2030
592647-LC-3	MET WASHINGTON DC ARPTS AUTH A Rev Bond Non Call	2			1.D FE	228,386		113,5290	205,000	225,106	0	(2,216)	0	0	5.000	3.541	AO	2,563	10,250	05/25/2022	10/01/2031
592647-LD-1	MET WASHINGTON DC ARPTS AUTH A Rev Bond Non Call	2			1.D FE	117,485		114,9680	105,000	115,937	0	(1,045)	0	0	5.000	3.601	AO	1,313	5,250	05/25/2022	10/01/2032
59333M-T8-8	MIAMI-DADE CNTY Rev Bond Cont Call	2			1.E FE	913,447		104,3640	795,000	822,636	0	(12,616)	0	0	5.000	3.261	FA	16,563	39,750	11/12/2015	02/01/2028
59333M-UB-4	MIAMI-DADE CNTY Rev Bond Cont Call MW	2			1.E FE	315,000		83,6910	315,000	315,000	0	0	0	0	2.286	2.286	AO	1,800	7,201	12/10/2020	10/01/2031

E10.1

ANNUAL STATEMENT FOR THE YEAR 2023 OF THE UnitedHealthcare of New England, Inc.

SCHEDULE D - PART 1

Showing All Long-Term BONDS Owned December 31 of Current Year

1	2	Codes			6	7	Fair Value		10	11	Change in Book/Adjusted Carrying Value				Interest					Dates	
		3	4	5			8	9			12	13	14	15	16	17	18	19	20	21	22
CUSIP Identification	Description	C o d e	F o r e i g n	B o n d C h a r	NAIC Designation, NAIC Designation Modifier and SVO Administrative Symbol	Actual Cost	Rate Used to Obtain Fair Value	Fair Value	Par Value	Book/ Adjusted Carrying Value	Unrealized Valuation Increase/ (Decrease)	Current Year's (Amor-tization)/ Accretion	Current Year's Other-Than-Temporary Impairment Recognized	Total Foreign Exchange Change in Book/ Adjusted Carrying Value	Rate of	Effective Rate of	When Paid	Admitted Amount Due and Accrued	Amount Received During Year	Acquired	Stated Contractual Maturity Date
58333N-UG-2	MIAMI-DADE CNTY Rev Bond Cont Call MW	2			1.E FE	395,000	.82	691,000	395,000	395,000	.0	.0	.0	.0	2.436	2.436	AO	2,406	9,622	12/10/2020	10/01/2032
603827-VW-3	MINNEAPOLIS-SAIN Rev Bond Cont Call	2			1.E FE	546,944	100.0000	475,000	475,000	475,000	.0	(8,824)	.0	.0	5.000	3.099	JJ	11,875	23,750	09/11/2014	01/01/2029
60416T-SV-1	MINNESOTA ST HSG Rev Bond Call				1.B FE	800,000	.97	1,460,000	800,000	800,000	.0	.0	.0	.0	4.337	4.337	JJ	17,348	34,118	06/09/2022	01/01/2047
60636U-DC-0	MISSOURI ST ENVR Rev Bond Cont Call	2			1.A FE	105,268	103.3470	87,845	85,000	88,480	.0	(2,257)	.0	.0	5.000	2.210	JJ	2,125	4,250	12/11/2015	07/01/2026
60636U-DD-8	MISSOURI ST ENVR Rev Bond Cont Call	2			1.A FE	383,017	103.2870	320,190	310,000	322,551	.0	(8,138)	.0	.0	5.000	2.240	JJ	7,750	15,500	12/11/2015	01/01/2027
626207-J7-0	MUNI ELEC AUTH OF GEORGIA Rev Bond Cont Call	2			1.G FE	319,654	101.7550	269,651	265,000	271,662	.0	(6,502)	.0	.0	5.000	2.440	JJ	6,625	13,250	12/10/2015	01/01/2026
631663-RJ-2	NASSAU CNTY NY I Rev Bond MW	1			1.A FE	455,000	.86	838,000	455,000	455,000	.0	.0	.0	.0	1.278	1.278	MN	743	5,815	02/05/2021	11/15/2028
641480-JA-7	NEVADA ST HIGHWA Rev Bond Cont Call	2			1.B FE	1,194,760	105.6240	1,056,240	1,000,000	1,054,142	.0	(21,415)	.0	.0	5.000	2.670	JD	4,167	50,000	11/18/2016	12/01/2028
646139-5S-0	NEW JERSEY ST TU Rev Bond Cont Call	2			1.E FE	1,256,992	101.9700	1,121,670	1,100,000	1,119,432	.0	(18,826)	.0	.0	5.000	3.191	JJ	27,500	55,000	10/23/2015	01/01/2031
646140-DR-1	NEW JERSEY ST TU Rev Bond Non Call				1.E FE	500,000	.89	089,000	500,000	500,000	.0	.0	.0	.0	1.483	1.483	JJ	3,708	7,415	01/22/2021	01/01/2028
64971W-U5-7	NEW YORK CITY NY Rev Bond Cont Call	2			1.A FE	344,416	107.7430	312,455	290,000	309,685	.0	(5,550)	.0	.0	5.000	2.850	MN	2,417	14,500	03/09/2017	11/01/2028
64971W-U6-5	NEW YORK CITY NY Rev Bond Cont Call	2			1.A FE	824,614	107.2600	750,820	700,000	745,221	.0	(12,723)	.0	.0	5.000	2.950	MN	5,833	35,000	06/02/2015	01/01/2029
64971X-7P-7	NEW YORK CITY NY TRANSITIONAL Rev Bond Call MW				1.A FE	656,886	.99	766,000	655,000	656,778	.0	(109)	.0	.0	4.700	4.664	MN	5,131	8,038	07/19/2023	05/01/2033
64990C-DT-5	NEW YORK ST DORM Rev Bond Cont Call	2			1.D FE	874,377	105.0050	735,035	700,000	747,071	.0	(18,113)	.0	.0	5.000	2.220	JJ	17,500	35,000	06/02/2016	07/01/2030
64990C-DU-2	NEW YORK ST DORM Rev Bond Cont Call	2			1.D FE	883,247	104.9800	745,358	710,000	756,850	.0	(18,012)	.0	.0	5.000	2.270	JJ	17,750	35,500	06/02/2016	07/01/2031
650035-U2-2	NEW YORK ST URBAN DEV CORP Rev Bond Cont Call	2			1.B FE	2,365,140	105.1980	2,103,960	2,000,000	2,095,533	.0	(41,447)	.0	.0	5.000	2.750	MS	29,444	100,000	12/13/2016	03/15/2028
709224-PB-9	PENNSYLVANIA ST Rev Bond Cont Call	2			1.F FE	1,201,060	105.0570	1,050,570	1,000,000	1,053,658	.0	(21,216)	.0	.0	5.000	2.690	JD	4,167	50,000	05/25/2016	06/01/2028
709235-XU-4	PENNSYLVANIA ST Rev Bond Cont Call	2			1.C FE	840,646	105.9710	704,707	665,000	714,525	.0	(17,853)	.0	.0	5.000	2.111	MS	11,083	33,250	06/08/2016	09/01/2029
71883P-JR-9	PHOENIX AZ CIVIC IMPT CORP WST Rev Bond Cont Call	2			1.C FE	76,171	100.9430	65,613	65,000	65,630	.0	(1,233)	.0	.0	5.000	3.031	JJ	1,625	3,250	03/19/2014	07/01/2026
71883P-JS-7	PHOENIX AZ CIVIC IMPT CORP WST Rev Bond Cont Call	2			1.C FE	75,612	100.9380	65,610	65,000	65,601	.0	(1,175)	.0	.0	5.000	3.121	JJ	1,625	3,250	03/19/2014	07/01/2027
73358W-R4-8	PORT AUTH OF NEW YORK & NEW JE Rev Bond Non Call				1.D FE	455,992		404,624	400,000	407,287	.0	(10,149)	.0	.0	5.000	2.370	MS	5,889	20,000	12/20/2018	09/15/2024
759911-2Y-5	REGL TRANSPRTN A Rev Bond Non Call				1.C FE	1,821,735	108.3200	1,624,800	1,500,000	1,644,985	.0	(39,496)	.0	.0	5.000	2.120	JJ	37,500	75,000	05/03/2019	07/01/2027
79574C-BT-9	SALT RIVER AZ PR Rev Bond Cont Call	2			1.B FE	579,226	107.2940	515,011	480,000	512,317	.0	(10,217)	.0	.0	5.000	2.651	JJ	12,000	24,000	11/18/2016	01/01/2028
79766D-VE-6	SAN FRANCISCO CALIF CITY & CNTY Rev Bond Non Call				1.E FE	2,211,300	110.9130	2,218,260	2,000,000	2,189,091	.0	(22,209)	.0	.0	5.000	3.331	MN	16,667	66,667	02/16/2023	05/01/2030
80585T-CE-9	SCAGO SC EDUCNL Rev Bond Cont Call	2			1.F FE	319,212	102.5410	281,988	275,000	282,021	.0	(4,777)	.0	.0	5.000	3.141	JD	1,146	13,750	02/26/2015	12/01/2028
837151-PK-9	SOUTH CAROLINA S Rev Bond Cont Call	2			1.G FE	54,528	104.1580	46,871	45,000	47,468	.0	(977)	.0	.0	5.000	2.641	JD	188	2,250	01/08/2016	12/01/2029
837151-PL-7	SOUTH CAROLINA S Rev Bond Cont Call	2			1.G FE	60,336	103.8970	51,949	50,000	52,682	.0	(1,060)	.0	.0	5.000	2.691	JD	208	2,500	01/08/2016	12/01/2030
83786P-CN-8	S FL WTR MGMT DI Rev Bond Cont Call	2			1.D FE	36,353	105.0300	31,509	30,000	31,555	.0	(662)	.0	.0	5.000	2.611	AO	375	1,500	01/13/2016	10/01/2029
83786P-CP-3	S FL WTR MGMT DI Rev Bond Cont Call	2			1.D FE	48,272	104.7850	41,914	40,000	42,029	.0	(863)	.0	.0	5.000	2.661	AO	500	2,000	01/13/2016	10/01/2030
83786P-CW-8	S FL WTR MGMT DI Rev Bond Cont Call	2			1.D FE	53,864	104.7620	47,143	45,000	47,182	.0	(927)	.0	.0	5.000	2.761	AO	563	2,250	01/13/2016	10/01/2031
88046K-FS-0	TENNESSEE HSG DEV AGY RSDL FIN Rev Bond Call	2			1.B FE	326,029	102.5360	328,115	320,000	325,786	.0	(242)	.0	.0	6.000	5.728	JJ	8,320	.0	06/28/2023	01/01/2054
91417K-B5-9	UNIV OF COLORADO Rev Bond Cont Call	2			1.B FE	713,496	100.8120	604,872	600,000	605,503	.0	(13,007)	.0	.0	5.000	2.761	JD	2,500	30,000	08/22/2014	06/01/2028
914437-UV-2	UNIV OF MASSACHUSETTS MA BLDG Rev Bond Cont Call	2			1.C FE	773,039	104.1630	671,851	645,000	669,923	.0	(13,065)	.0	.0	5.000	2.821	MN	5,375	32,250	02/25/2015	01/01/2029
91802R-CV-9	UTILITY DEBT SEC Rev Bond Cont Call	2			1.A FE	698,897	105.8260	576,752	545,000	586,272	.0	(16,297)	.0	.0	5.000	1.829	JD	1,211	27,250	08/11/2016	12/15/2030
92778V-EB-0	VIRGINIA ST CLG BLDG AUTH EDUC Rev Bond Cont Call	2			1.B FE	1,203,630	106.9710	1,069,710	1,000,000	1,082,420	.0	(25,544)	.0	.0	5.000	2.220	FA	20,833	50,000	01/15/2019	02/01/2028
927793-D2-2	VIRGINIA ST CMWL Rev Bond Non Call				1.B FE	100,780		156,220	155,000	156,678	.0	(4,465)	.0	.0	5.000	2.051	MN	990	7,750	12/01/2017	05/15/2024
97123-Y6-9	WISCONSIN ST TRANSPRTN REVENUE Rev Bond MW	1			1.A FE	2,033,125	.79	983,000	2,500,000	2,070,612	.0	37,487	.0	.0	1.709	4.125	JJ	21,363	21,363	02/02/2023	07/01/2032
0819999999	Subtotal - Bonds - U.S. Special Revenues - Issuer Obligations					44,550,378	XXX	40,527,813	39,960,834	41,116,276	0	(535,641)	0	0	XXX	XXX	XXX	551,135	1,628,644	XXX	XXX
31281M-UX-6	FHLMC Pool G08597 MBS	4			1.A	91,122	.93	87,710	88,927	90,708	.0	(143)	.0	.0	3.500	3.190	MON	259	3,112	07/18/2014	07/01/2044
31281M-K2-8	FHLMC Pool G18312 MBS	4			1.A	5,396	.99	4,190	5,052	5,085	.0	(42)	.0	.0	4.000	0.563	MON	17	202	12/18/2013	06/01/2024
31329N-GA-0	FHLMC Pool Z44693 MBS	4			1.A	368,602	.93	231,000	350,164	366,429	.0	(1,178)	.0	.0	3.500	2.944	MON	1,021	12,256	10/30/2019	07/01/2046
31329Q-50-0	FHLMC Pool Z47155 MBS	4			1.A	208,931	.96	085,000	200,143	208,501	.0	(211)	.0	.0	4.000	3.202	MON	667	8,006	09/30/2019	06/01/2049
31329Q-WE-7	FHLMC Pool Z46945 MBS	4			1.A	275,684	.96	105,000	253,860	264,148	.0	222	.0	.0	4.000	3.426	MON	880	10,566	09/27/2019	05/01/2049
3132AA-M7-6	FHLMC Pool Z59382 MBS	4			1.A	1,614,089	.92	053,000	1,485,500	1,602,616	.0	(4,084)	.0	.0	3.000	1.758	MON	3,714	44,565	12/08/2020	09/01/2043
3132AC-SX-9	FHLMC Pool ZT0534 MBS	4			1.A	479,844	.93	960,000	440,035	477,328	.0	(1,212)	.0	.0	3.500	2.284	MON	1,283	15,401	11/24/2020	12/01/2047

ANNUAL STATEMENT FOR THE YEAR 2023 OF THE UnitedHealthcare of New England, Inc.

SCHEDULE D - PART 1

Showing All Long-Term BONDS Owned December 31 of Current Year

1	2	Codes			6	7	Fair Value		10	11	Change in Book/Adjusted Carrying Value				Interest					Dates	
		3	4	5			8	9			12	13	14	15	16	17	18	19	20	21	22
CUSIP Identification	Description	Code	Rating	Bond Char	NAIC Designation, NAIC Designation Modifier and SVO Administrative Symbol	Actual Cost	Rate Used to Obtain Fair Value	Fair Value	Par Value	Book/ Adjusted Carrying Value	Unrealized Valuation Increase/ (Decrease)	Current Year's (Amortization)/ Accretion	Current Year's Other-Than-Temporary Impairment Recognized	Total Foreign Exchange Change in Book/ Adjusted Carrying Value	Rate of	Effective Rate of	When Paid	Admitted Amount Due and Accrued	Amount Received During Year	Acquired	Stated Contractual Maturity Date
3132AD-ME-5	FHLMC Pool ZT1257 MBS		4		1.A	722,126	.92 0570	609,227	661,790	717,232	0	(1,887)	0	0	3.000	1.718	MON	1,654	19,854	12/02/2020	01/01/2046
3132AD-TZ-1	FHLMC Pool ZT1468 MBS		4		1.A	613,763	.91 2160	513,700	563,166	610,546	0	(1,138)	0	0	3.000	1.710	MON	1,408	16,895	01/15/2021	11/01/2046
3132DM-RT-4	FHLMC Pool SD0498 MBS		4		1.A	654,910	.92 0530	554,239	602,086	650,564	0	(1,706)	0	0	3.000	1.792	MON	1,505	18,363	01/15/2021	06/01/2044
3132DM-YD-4	FHLMC Pool SD0612 MBS		4		1.A	435,637	.87 1820	448,053	513,931	436,361	0	725	0	0	2.500	5.440	MON	1,071	4,283	08/11/2023	11/01/2050
3132DM-YD-1	FHLMC Pool SD0708 MBS		4		1.A	279,098	.86 9410	286,473	329,502	279,556	0	458	0	0	2.500	5.197	MON	686	2,746	08/11/2023	02/01/2051
3132DN-Q4-8	FHLMC Pool SD1375 MBS		4		1.A	950,395	.89 6290	957,494	1,068,281	953,092	0	2,441	0	0	3.000	4.183	MON	2,671	32,048	11/28/2022	06/01/2052
3132DP-2T-4	FHLMC Pool SD2586 MBS		4		1.A	588,849	.101 8940	595,723	584,647	588,863	0	14	0	0	5.500	5.447	MON	2,680	18,757	05/25/2023	10/01/2052
3132EO-2M-3	FHLMC Pool SD4380 MBS		4		1.A	718,879	.102 7700	718,311	698,948	718,852	0	(27)	0	0	6.000	5.772	MON	3,495	0	12/15/2023	11/01/2053
3132H4-CQ-2	FHLMC Pool U90979 MBS		4		1.A	526,429	.94 1970	477,995	507,439	523,638	0	(781)	0	0	3.500	3.043	MON	1,480	17,761	06/25/2019	07/01/2042
3132H7-DU-5	FHLMC Pool U99114 MBS		4		1.A	592,445	.93 9490	536,480	571,031	590,381	0	(644)	0	0	3.500	2.903	MON	1,666	19,986	06/27/2019	02/01/2044
3132L8-SW-8	FHLMC Pool V83233 MBS		4		1.A	87,147	.96 6640	81,575	84,391	86,793	0	(161)	0	0	4.000	3.640	MON	281	3,376	03/29/2018	06/01/2047
3132L9-Y8-2	FHLMC Pool V84335 MBS		4		1.A	89,039	.98 8360	85,400	86,406	88,756	0	(236)	0	0	4.500	4.174	MON	324	3,888	11/29/2018	06/01/2048
31335A-SZ-7	FHLMC Pool G60864 MBS		4		1.A	378,778	.91 0900	321,750	353,224	376,491	0	(1,164)	0	0	3.000	2.176	MON	883	10,597	07/08/2020	02/01/2047
31335A-U5-5	FHLMC Pool G60604 MBS		4		1.A	175,984	.93 9540	160,025	170,323	175,147	0	(293)	0	0	3.500	3.116	MON	497	5,961	10/30/2017	10/01/2045
31335A-WT-1	FHLMC Pool G60658 MBS		4		1.A	329,910	.94 6780	281,399	297,217	327,767	0	(888)	0	0	3.500	1.916	MON	867	10,403	01/08/2021	07/01/2046
31335A-WU-8	FHLMC Pool G60659 MBS		4		1.A	118,316	.94 0110	110,522	117,563	118,222	0	(31)	0	0	3.500	3.411	MON	343	4,115	03/29/2018	08/01/2046
31335B-C9-5	FHLMC Pool G60996 MBS		4		1.A	545,698	.94 0100	494,285	525,776	543,641	0	(370)	0	0	3.500	2.952	MON	1,534	18,402	08/16/2017	05/01/2047
31335B-DF-0	FHLMC Pool G61002 MBS		4		1.A	448,379	.96 6640	407,836	445,658	445,658	0	(1,524)	0	0	4.000	3.117	MON	1,406	16,876	06/29/2023	06/01/2053
3133AX-X6-4	FHLMC Pool QD1601 MBS		4		1.A	625,631	.85 6540	520,624	607,824	625,109	0	(44)	0	0	2.500	1.961	MON	1,266	15,196	11/12/2021	12/01/2051
3133BM-QE-8	FHLMC Pool QF0453 MBS		4		1.A	1,084,610	.98 6060	1,086,814	1,102,176	1,084,813	0	203	0	0	4.500	4.747	MON	4,133	41,332	02/10/2023	09/01/2052
3133C3-6T-8	FHLMC Pool QG3582 MBS		4		1.A	767,274	.100 5630	775,231	770,888	767,274	0	(1)	0	0	5.500	5.573	MON	3,533	17,666	06/29/2023	06/01/2053
3133KL-A7-2	FHLMC Pool RA4530 MBS		4		1.A	524,876	.85 1300	428,099	502,876	523,452	0	(558)	0	0	2.500	2.068	MON	1,048	12,572	04/29/2021	02/01/2051
3133KR-5T-7	FHLMC Pool RA9858 MBS		4		1.A	1,407,265	.101 8260	1,414,395	1,389,034	1,407,209	0	(56)	0	0	6.000	5.913	MON	6,945	0	12/07/2023	09/01/2053
3138A5-ZL-9	FNMA Pool AH4346 MBS		4		1.A	35,577	.98 2520	33,360	33,954	34,382	0	9	0	0	3.500	1.938	MON	99	1,188	09/13/2011	02/01/2026
3138A6-AK-6	FNMA Pool AH4509 MBS		4		1.A	83,067	.97 4570	80,060	82,149	82,148	0	(87)	0	0	3.500	3.297	MON	240	2,875	01/14/2011	01/01/2026
3138AW-NM-1	FNMA Pool AJ4895 MBS		4		1.A	358,529	.97 3970	329,892	338,710	353,813	0	(2,558)	0	0	4.000	3.434	MON	1,129	13,548	06/27/2017	01/01/2042
3138EO-RK-7	FNMA Pool AJ7689 MBS		4		1.A	220,149	.97 3970	205,561	211,055	218,295	0	(321)	0	0	4.000	3.346	MON	704	8,442	03/10/2014	12/01/2041
3138E5-G4-4	FNMA Pool AK1118 MBS		4		1.A	470,566	.94 7460	423,919	447,426	467,403	0	(299)	0	0	3.500	2.804	MON	1,305	15,660	10/16/2019	02/01/2042
3138EH-BN-1	FNMA Pool AL0944 MBS		4		1.A	85,703	.97 3660	80,424	83,752	86,752	0	66	0	0	3.000	1.646	MON	207	2,478	01/10/2012	11/01/2026
3138EJ-XZ-6	FNMA Pool AL2495 MBS		4		1.A	170,472	.96 1620	153,970	160,115	167,717	0	(1,455)	0	0	4.000	3.383	MON	534	6,405	11/30/2015	03/01/2042
3138EK-2D-6	FNMA Pool AL3471 MBS		4		1.A	198,868	.97 3960	182,135	187,005	197,799	0	1,531	0	0	4.000	2.220	MON	623	7,480	11/30/2015	12/01/2042
3138EQ-FH-0	FNMA Pool AL7367 MBS		4		1.A	155,464	.99 9830	143,446	143,471	152,314	0	(961)	0	0	4.500	3.688	MON	538	6,456	11/30/2015	01/01/2042
3138EQ-KY-7	FNMA Pool AL7510 MBS		4		1.A	556,644	.93 8910	478,216	509,332	553,547	0	(964)	0	0	3.500	1.928	MON	1,486	17,827	12/02/2020	10/01/2045
3138EQ-RU-8	FNMA Pool AL7698 MBS		4		1.A	648,632	.93 8530	555,749	592,147	643,654	0	(2,609)	0	0	3.500	2.352	MON	1,727	20,725	12/02/2020	11/01/2045
3138ER-2F-6	FNMA Pool AL9773 MBS		4		1.A	261,315	.91 1830	236,960	259,874	261,109	0	(50)	0	0	3.000	2.908	MON	650	7,796	05/17/2017	01/01/2047
3138ER-NX-4	FNMA Pool AL9405 MBS		4		1.A	232,325	.94 7840	209,409	220,933	231,096	0	(464)	0	0	3.500	2.794	MON	644	7,733	11/21/2019	06/01/2044
3138ER-R4-4	FNMA Pool AL9506 MBS		4		1.A	225,833	.91 2810	208,290	228,186	226,187	0	63	0	0	3.000	3.091	MON	570	6,846	12/13/2016	11/01/2046
3138ER-TY-6	FNMA Pool AL9566 MBS		4		1.A	351,616	.94 2440	301,510	319,924	349,509	0	(848)	0	0	3.500	2.103	MON	933	11,197	01/19/2021	06/01/2046
3138IK-4P-8	FNMA Pool AQ4429 MBS		4		1.A	93,107	.94 5980	83,771	88,554	91,815	0	(814)	0	0	3.500	3.050	MON	258	3,099	03/30/2015	11/01/2042
3138IIA-GA-9	FNMA Pool AS1092 MBS		4		1.A	644,225	.97 3950	591,318	607,133	638,329	0	(3,480)	0	0	4.000	3.385	MON	2,024	24,285	06/24/2019	11/01/2043
3138IWH-KJ-0	FNMA Pool AS7496 MBS		4		1.A	370,574	.91 2150	339,319	371,998	370,641	0	(5)	0	0	3.000	3.048	MON	930	11,160	05/09/2017	07/01/2046
3138IWH-LN-0	FNMA Pool AS7532 MBS		4		1.A	382,530	.90 7470	348,468	384,000	382,601	0	9	0	0	3.000	3.048	MON	960	11,520	05/09/2017	07/01/2046
3138YO-MT-2	FNMA Pool AU1269 MBS		4		1.A	165,006	.96 7880	155,444	160,602	162,322	0	(630)	0	0	3.000	2.358	MON	402	4,818	07/12/2013	07/01/2028
3138XT-AS-4	FNMA Pool AW3616 MBS		4		1.A	379,603	.97 1790	347,757	357,852	377,545	0	(651)	0	0	4.000	3.025	MON	1,193	14,314	06/24/2019	06/01/2044
3138Y1-7A-7	FNMA Pool AX0888 MBS		4		1.A	270,201	.96 5300	245,807	254,644	268,124	0	(517)	0	0	4.000	3.354	MON	849	10,186	10/30/2019	10/01/2044

ANNUAL STATEMENT FOR THE YEAR 2023 OF THE UnitedHealthcare of New England, Inc.

SCHEDULE D - PART 1

Showing All Long-Term BONDS Owned December 31 of Current Year

1	2	Codes			6	7	Fair Value		10	11	Change in Book/Adjusted Carrying Value				Interest					Dates	
		3	4	5			8	9			12	13	14	15	16	17	18	19	20	21	22
CUSIP Identification	Description	Code	Rating	Bond Char	NAIC Designation, NAIC Designation Modifier and SVO Administrative Symbol	Actual Cost	Rate Used to Obtain Fair Value	Fair Value	Par Value	Book/ Adjusted Carrying Value	Unrealized Valuation Increase/ (Decrease)	Current Year's (Amortization)/ Accretion	Current Year's Other-Than-Temporary Impairment Recognized	Total Foreign Exchange Change in Book/ Adjusted Carrying Value	Rate of	Effective Rate of	When Paid	Admitted Amount Due and Accrued	Amount Received During Year	Acquired	Stated Contractual Maturity Date
3138VY-6F-1	FNMA Pool AZ4469 MBS		4		1.A	267,309	93.7830	242,067	258,114	266,465	0	(135)	0	0	3.500	2.687	MON	753	9,034	11/23/2015	08/01/2045
3140F0-JG-0	FNMA Pool BC4762 MBS		4		1.A	431,215	93.9610	365,589	389,085	428,565	0	(1,073)	0	0	3.500	1.928	MON	1,135	13,618	01/15/2021	10/01/2046
3140FB-EF-3	FNMA Pool BD3733 MBS		4		1.A	171,542	93.4420	151,869	162,527	169,579	0	(282)	0	0	3.500	3.064	MON	474	5,688	09/09/2016	08/01/2046
3140FE-5I-0	FNMA Pool BD7160 MBS		4		1.A	269,011	96.5300	237,927	246,481	267,128	0	(852)	0	0	4.000	2.893	MON	822	9,859	06/22/2020	04/01/2047
3140FX-GJ-5	FNMA Pool BF0200 MBS		4		1.A	399,645	93.4900	356,946	381,764	398,459	0	(499)	0	0	3.500	2.910	MON	1,113	13,362	12/09/2019	11/01/2051
3140FX-L7-5	FNMA Pool BF0349 MBS		4		1.A	375,036	99.3660	342,576	344,761	371,192	0	(1,038)	0	0	4.500	3.264	MON	1,293	15,514	01/13/2020	11/01/2041
3140J6-CK-1	FNMA Pool BM1873 MBS		4		1.A	215,564	93.9640	203,601	216,681	215,606	0	9	0	0	3.500	3.578	MON	632	7,584	05/08/2018	09/01/2047
3140J7-2D-6	FNMA Pool BM3471 MBS		4		1.A	268,815	93.8830	232,249	247,382	267,587	0	(530)	0	0	3.500	2.257	MON	722	8,588	01/19/2021	01/01/2048
3140J7-6D-2	FNMA Pool BM3567 MBS		4		1.A	205,988	96.5640	194,340	201,255	205,462	0	(242)	0	0	4.000	3.681	MON	671	8,050	05/08/2018	09/01/2047
3140J7-UN-3	FNMA Pool BM3288 MBS		4		1.A	339,219	93.9300	291,734	310,587	337,402	0	(858)	0	0	3.500	2.157	MON	906	10,871	02/10/2021	12/01/2046
3140J8-A7-8	FNMA Pool BM3629 MBS		4		1.A	319,046	93.9100	284,292	302,727	318,083	0	(314)	0	0	3.500	2.516	MON	883	10,595	11/26/2019	03/01/2048
3140J8-BR-3	FNMA Pool BM3647 MBS		4		1.A	183,512	99.9830	174,665	174,695	182,597	0	(397)	0	0	4.500	3.785	MON	655	7,861	05/08/2018	02/01/2047
3140J9-5G-2	FNMA Pool BM5346 MBS		4		1.A	566,078	94.6220	492,538	520,531	563,458	0	(1,010)	0	0	3.500	2.235	MON	1,518	18,219	05/25/2021	12/01/2046
3140J9-L6-6	FNMA Pool BM4848 MBS		4		1.A	447,606	97.5000	409,239	419,733	445,077	0	(669)	0	0	4.000	2.811	MON	1,399	16,789	07/11/2019	12/01/2043
3140J9-LN-9	FNMA Pool BM4832 MBS		4		1.A	497,115	91.0470	416,431	457,381	494,733	0	(1,187)	0	0	3.000	1.797	MON	1,143	13,721	01/20/2021	12/01/2047
3140J9-VV-0	FNMA Pool BM5127 MBS		4		1.A	695,485	93.8890	596,486	635,312	690,877	0	(2,362)	0	0	3.500	2.318	MON	1,853	22,236	11/19/2020	03/01/2047
3140JA-PW-2	FNMA Pool BM5836 MBS		4		1.A	780,092	91.3100	699,942	766,558	778,929	0	(394)	0	0	3.000	2.718	MON	1,916	22,997	06/27/2019	09/01/2046
3140M1-F2-5	FNMA Pool BU0184 MBS		4		1.A	597,999	81.8420	487,512	595,672	597,862	0	(60)	0	0	2.000	1.949	MON	993	11,913	10/14/2021	09/01/2051
3140M5-UQ-6	FNMA Pool BU4190 MBS		4		1.A	607,685	102.5850	607,449	592,141	607,667	0	(17)	0	0	6.000	5.792	MON	2,961	0	12/19/2023	10/01/2053
3140MF-Z4-8	FNMA Pool BV2562 MBS		4		1.A	628,524	97.0710	610,283	628,696	628,461	0	(56)	0	0	4.500	4.519	MON	2,358	28,291	06/29/2022	07/01/2052
3140MR-3K-1	FNMA Pool BW0801 MBS		4		1.A	565,075	99.4000	552,958	556,296	564,873	0	(110)	0	0	5.000	4.637	MON	2,318	27,815	09/08/2022	09/01/2052
3140Q8-WW-1	FNMA Pool CA1560 MBS		4		1.A	329,269	98.6430	309,656	313,917	327,943	0	(633)	0	0	4.500	3.739	MON	1,177	14,126	06/28/2018	04/01/2048
3140QL-YS-9	FNMA Pool CB1620 MBS		4		1.A	796,236	81.9160	650,212	793,755	796,051	0	(87)	0	0	2.000	1.965	MON	1,323	15,875	09/30/2021	09/01/2051
3140QM-KC-7	FNMA Pool CB2090 MBS		4		1.A	827,982	85.1910	687,144	806,588	826,851	0	(488)	0	0	2.500	2.240	MON	1,680	20,165	11/12/2021	11/01/2051
3140QN-B6-8	FNMA Pool CB2760 MBS		4		1.A	454,413	92.3250	404,372	437,988	453,884	0	(231)	0	0	3.500	2.965	MON	1,277	15,329	02/09/2022	02/01/2052
3140QP-3M-7	FNMA Pool CB4403 MBS		4		1.A	570,312	99.2920	561,864	565,869	570,143	0	(110)	0	0	5.000	4.924	MON	2,358	28,294	09/06/2022	08/01/2052
3140QQ-3G-8	FNMA Pool CB5298 MBS		4		1.A	767,266	101.8930	770,238	755,927	767,166	0	(100)	0	0	5.500	5.295	MON	3,465	20,788	06/26/2023	12/01/2052
3140QQ-LR-4	FNMA Pool CB4835 MBS		4		1.A	471,282	99.7860	477,438	478,459	471,420	0	108	0	0	5.000	5.175	MON	1,994	23,923	10/06/2022	10/01/2052
3140QR-CB-7	FNMA Pool CB5465 MBS		4		1.A	898,979	101.6430	899,140	884,604	898,640	0	(339)	0	0	5.500	5.378	MON	4,054	36,490	02/10/2023	01/01/2053
3140QR-EJ-8	FNMA Pool CB5536 MBS		4		1.A	856,283	99.1430	853,474	860,856	856,308	0	25	0	0	5.000	5.075	MON	3,587	35,869	12/22/2022	01/01/2053
3140QS-4K-4	FNMA Pool CB7125 MBS		4		1.A	606,871	102.7700	606,162	589,821	606,831	0	(40)	0	0	6.000	5.671	MON	2,949	0	12/15/2023	09/01/2053
3140X4-F5-0	FNMA Pool FM1087 MBS		4		1.A	331,582	93.6530	281,506	300,584	329,496	0	(858)	0	0	3.500	2.142	MON	877	10,521	01/06/2021	06/01/2047
3140X4-YS-9	FNMA Pool FM1620 MBS		4		1.A	273,181	97.4600	248,425	254,900	271,673	0	(254)	0	0	4.000	2.972	MON	850	10,196	10/24/2021	09/01/2046
3140X6-RR-4	FNMA Pool FM3195 MBS		4		1.A	335,998	94.5570	286,910	303,427	332,772	0	(1,612)	0	0	3.500	2.188	MON	885	10,620	07/16/2020	11/01/2045
3140X7-BJ-7	FNMA Pool FM3640 MBS		4		1.A	267,675	96.5190	237,673	246,244	266,009	0	(887)	0	0	4.000	2.938	MON	821	9,850	06/24/2020	12/01/2047
3140X7-P9-4	FNMA Pool FM4047 MBS		4		1.A	629,145	94.6470	539,763	625,363	625,363	0	(1,506)	0	0	3.500	1.988	MON	1,663	19,961	01/09/2021	09/01/2046
3140X8-P3-5	FNMA Pool FM4941 MBS		4		1.A	263,402	91.8150	226,683	246,891	262,065	0	(561)	0	0	3.000	2.215	MON	617	7,407	11/17/2020	02/01/2047
3140XG-BP-3	FNMA Pool FS094 MBS		4		1.A	746,870	94.7210	691,028	729,543	746,487	0	(173)	0	0	4.000	3.556	MON	2,432	29,182	03/22/2022	03/01/2052
3140XG-FY-0	FNMA Pool FS1082 MBS		4		1.A	324,011	86.6160	322,001	371,758	324,885	0	874	0	0	2.500	4.302	MON	775	8,520	12/22/2022	03/01/2052
3140XG-JV-2	FNMA Pool FS1175 MBS		4		1.A	502,502	92.2740	457,179	495,458	502,102	0	(221)	0	0	3.500	3.393	MON	1,445	17,341	03/18/2022	03/01/2052
3140XH-WR-4	FNMA Pool FS2455 MBS		4		1.A	1,141,868	94.7020	1,091,610	1,152,675	1,142,152	0	195	0	0	4.000	4.091	MON	3,842	46,107	07/19/2022	07/01/2052
3140XJ-HN-0	FNMA Pool FS3064 MBS		4		1.A	489,880	89.7250	487,072	542,850	490,716	0	836	0	0	3.000	4.812	MON	1,357	14,928	12/22/2022	04/01/2052
31410L-C5-9	FNMA Pool 890292 MBS		4		1.A	77,624	99.9830	71,665	71,677	76,186	0	(498)	0	0	4.500	3.415	MON	269	3,225	05/29/2014	01/01/2041
31410L-WR-9	FNMA Pool 890856 MBS		4		1.A	333,732	93.1670	295,463	317,132	332,068	0	(679)	0	0	3.500	2.868	MON	925	11,100	10/24/2019	01/01/2047
31416W-T3-6	FNMA Pool AB1469 MBS		4		1.A	63,133	99.9830	57,817	57,827	61,594	0	(1,086)	0	0	4.500	3.574	MON	217	2,602	04/30/2015	09/01/2040

ANNUAL STATEMENT FOR THE YEAR 2023 OF THE UnitedHealthcare of New England, Inc.

SCHEDULE D - PART 1

Showing All Long-Term BONDS Owned December 31 of Current Year

1	2	Codes			6	7	Fair Value		10	11	Change in Book/Adjusted Carrying Value				Interest					Dates	
		3	4	5			8	9			12	13	14	15	16	17	18	19	20	21	22
CUSIP Identification	Description	C o d e	F o r e i g n	B o n d C h a r	NAIC Designation, NAIC Designation Modifier and SVO Administrative Symbol	Actual Cost	Rate Used to Obtain Fair Value	Fair Value	Par Value	Book/ Adjusted Carrying Value	Unrealized Valuation Increase/ (Decrease)	Current Year's (Amortization)/ Accretion	Current Year's Other-Than-Temporary Impairment Recognized	Total Foreign Exchange Change in Book/ Adjusted Carrying Value	Rate of	Effective Rate of	When Paid	Admitted Amount Due and Accrued	Amount Received During Year	Acquired	Stated Contractual Maturity Date
31416W-ZW-5	FNMA Pool AB1656 MBS			4	1.A	153,115	.97	140,819	144,215	151,624	.0	(82)	.0	.0	4.000	2.863	MON	481	5,769	11/23/2015	10/01/2040
31417A-P6-0	FNMA Pool AB4044 MBS			4	1.A	756,780	.94	689,338	726,799	753,199	.0	(1,148)	.0	.0	3.500	2.808	MON	2,120	25,438	06/25/2019	12/01/2041
31417B-HL-4	FNMA Pool AB4734 MBS			4	1.A	140,159	.97	130,341	134,043	135,915	.0	(506)	.0	.0	3.000	1.899	MON	335	4,021	06/11/2012	03/01/2027
31418E-BT-6	FNMA Pool MA4549 MBS			4	1.A	535,902	.88	460,489	519,820	535,286	.0	(278)	.0	.0	3.000	2.607	MON	1,300	15,595	01/12/2022	02/01/2052
31418P-S7-1	FNMA Pool AD2341 MBS			4	1.A	76,361	.99	71,332	71,345	74,965	.0	(540)	.0	.0	4.500	3.646	MON	268	3,210	03/11/2014	03/01/2040
31419A-UB-8	FNMA Pool AE0606 MBS			4	1.A	265,599	.97	243,660	249,535	262,780	.0	(814)	.0	.0	4.000	2.880	MON	832	9,981	12/08/2015	11/01/2040
31419B-PY-5	FNMA Pool AE1338 MBS			4	1.A	8,607	.97	8,287	8,527	8,532	.0	(5)	.0	.0	3.500	3.136	MON	25	298	03/14/2011	08/01/2025
31419D-B5-9	FNMA Pool AE2759 MBS			4	1.A	13,080	.97	12,389	12,746	12,856	.0	(42)	.0	.0	3.500	2.502	MON	37	446	07/14/2011	08/01/2026
0829999999 Subtotal - Bonds - U.S. Special Revenues - Residential Mortgage-Backed Securities						45,209,772	XXX	41,464,301	43,830,551	45,053,039	0	(53,567)	0	0	XXX	XXX	XXX	139,977	1,381,075	XXX	XXX
3137FM-D2-5	FHLMC FHMS KG01 A7 CMBS			4	1.A	823,969	.96	771,288	800,000	807,123	.0	(3,892)	.0	.0	2.875	2.368	MON	1,917	23,000	06/18/2019	04/25/2026
0839999999 Subtotal - Bonds - U.S. Special Revenues - Commercial Mortgage-Backed Securities						823,969	XXX	771,288	800,000	807,123	0	(3,892)	0	0	XXX	XXX	XXX	1,917	23,000	XXX	XXX
0909999999 Total - U.S. Special Revenues Bonds						90,584,119	XXX	82,763,402	84,591,385	86,976,438	0	(593,100)	0	0	XXX	XXX	XXX	693,029	3,032,719	XXX	XXX
002824-BP-4	ABBOTT LABS Corp Note Call MW			1	1.D FE	248,425	.89	222,998	250,000	249,137	.0	205	.0	.0	1.150	1.237	JJ	1,206	2,875	06/22/2020	01/30/2028
00724P-AC-3	ADOBE INC Corp Note Call MW			2	1.E FE	206,865	.93	194,336	207,000	206,938	.0	19	.0	.0	2.150	2.160	FA	1,854	4,451	01/22/2020	02/01/2027
009158-AV-8	AIR PRODUCTS & CHEMICALS Corp Note Call MW 90BP			2	1.F FE	199,344	.98	197,498	200,000	199,956	.0	74	.0	.0	3.350	3.389	JJ	2,810	6,700	07/28/2014	07/31/2024
009158-BC-9	AIR PRODUCTS & CHEMICALS Corp Note Call MW			2	1.F FE	1,491,742	.87	1,424,356	1,400,000	1,462,314	.0	(9,714)	.0	.0	2.050	1.291	MM	3,667	28,700	12/03/2020	05/15/2030
010392-GB-8	ALABAMA POWER CO Corp Note Call MW			1	1.E FE	535,065	.107	537,980	500,000	534,974	.0	(91)	.0	.0	5.850	4.928	MM	4,225	.0	12/18/2023	11/15/2033
020002-BJ-9	ALLSTATE CORP Corp Note Call MW			2	2.A FE	398,656	.80	323,536	400,000	399,051	.0	129	.0	.0	1.450	1.486	JD	258	5,800	11/19/2020	12/15/2030
02079K-AD-9	ALPHABET INC Corp Note Call MW			1	1.C FE	289,205	.82	240,294	290,000	289,465	.0	77	.0	.0	1.100	1.129	FA	1,205	3,190	08/03/2020	08/15/2030
023135-BY-1	AMAZON.COM INC Corp Note Call MW			2	1.D FE	699,587	.90	630,623	700,000	699,737	.0	58	.0	.0	1.650	1.659	MM	1,572	11,550	05/10/2021	05/12/2028
023135-CF-1	AMAZON.COM INC Corp Note Call MW			2	1.D FE	658,640	.97	641,078	660,000	659,083	.0	260	.0	.0	3.300	3.345	AO	4,719	21,780	04/11/2022	04/13/2027
025816-DC-0	AMERICAN EXPRESS CO Corp Note Call			2	1.F FE	569,550	.100	571,499	570,000	569,673	.0	123	.0	.0	4.900	4.929	FA	10,707	13,732	02/13/2023	02/13/2026
037833-AS-9	APPLE INC Corp Note MW			2	1.B FE	608,460	.99	595,980	600,000	600,345	.0	(978)	.0	.0	3.450	3.281	MM	3,163	20,700	06/26/2014	05/06/2024
037833-EC-0	APPLE INC Corp Note MW Call			1	1.B FE	598,554	.89	534,204	600,000	599,137	.0	204	.0	.0	1.200	1.236	FA	2,860	7,200	02/01/2021	02/08/2028
053484-AC-5	AVALONBAY COMMUNITIES Corp Note Call MW			2	1.G FE	958,742	.88	848,813	960,000	959,106	.0	172	.0	.0	1.900	1.920	JD	1,520	18,240	11/08/2021	12/01/2028
05565E-B0-7	BMW US CAPITAL LLC Corp Note MW 144A			2	1.F FE	229,892	.98	227,362	230,000	229,991	.0	36	.0	.0	0.800	0.816	AO	460	1,840	03/29/2021	04/01/2024
05723K-AG-5	BAKER HUGHES Corp Note Call MW			2	1.G FE	403,000	.93	375,189	403,000	403,000	.0	.0	.0	.0	3.138	3.138	MM	1,897	12,646	11/04/2019	11/07/2029
06051G-H0-5	BANK OF AMER CRP Corp Note Call MW			2	1.G FE	644,106	.94	568,470	600,000	625,051	.0	(4,470)	.0	.0	3.974	3.083	FA	9,538	23,844	06/28/2019	02/07/2030
06051G-HT-9	BANK OF AMER CRP Corp Note Call MW			2	1.E FE	600,000	.96	577,746	600,000	600,000	.0	.0	.0	.0	3.559	3.559	AO	4,034	21,354	04/17/2019	04/23/2027
06051G-HX-0	BANK OF AMER CRP Corp Note Call MW			2	1.G FE	1,483,176	.88	1,252,122	1,410,000	1,459,056	.0	(7,947)	.0	.0	2.884	2.235	AO	7,794	40,664	11/25/2020	10/22/2030
06051G-J0-3	BANK OF AMER CRP Corp Note Call MW			1	1.G FE	600,000	.92	548,800	600,000	600,000	.0	.0	.0	.0	1.658	1.655	MS	3,040	9,948	03/08/2021	03/11/2027
06051G-JS-9	BANK OF AMER CRP Corp Note Call MW			2	1.G FE	600,000	.91	565,200	600,000	600,000	.0	.0	.0	.0	1.734	1.734	JJ	4,595	10,404	04/16/2021	07/22/2027
06051G-KJ-7	BANK OF AMER CRP Corp Note Call MW			2	1.G FE	280,000	.92	259,518	280,000	280,000	.0	.0	.0	.0	2.551	2.551	FA	2,917	7,143	02/01/2022	02/04/2028
06051G-KM-0	BANK OF AMER CRP Corp Note Call MW			2	1.G FE	800,000	.97	778,520	800,000	800,000	.0	.0	.0	.0	3.384	3.384	AO	6,933	27,072	03/17/2022	04/02/2026
06051G-LE-7	BANK OF AMER CRP Corp Note Call MW			1	1.E FE	600,000	.99	598,926	600,000	600,000	.0	.0	.0	.0	5.080	5.073	JJ	13,631	15,240	01/17/2023	01/20/2027
072863-AG-8	BAYLOR SCOTT & W Corp Note Call MW			2	1.D FE	655,000	.92	602,829	655,000	655,000	.0	.0	.0	.0	0.827	0.827	MM	692	5,417	01/14/2021	11/15/2025
07330N-AT-2	BRANCH BKG & TR Corp Note Call			2	1.F FE	798,640	.97	777,232	800,000	799,736	.0	278	.0	.0	2.150	2.186	JD	1,194	17,200	12/03/2019	12/06/2024
084664-CW-9	BERKSHIRE HATH Corp Note Call MW			2	1.C FE	369,245	.84	311,070	370,000	369,476	.0	73	.0	.0	1.450	1.472	AO	1,133	5,365	10/05/2020	10/15/2030
09256B-AL-1	BLACKSTONE HLDGS Corp Note Call MW 144A			2	1.E FE	730,632	.85	634,483	740,000	734,224	.0	873	.0	.0	2.500	2.641	JJ	8,788	18,500	09/03/2019	01/10/2030
09261B-AA-8	BLACKSTONE HLDGS Corp Note Call MW 144A			2	1.E FE	409,250	.78	320,780	410,000	409,469	.0	68	.0	.0	1.600	1.619	MS	1,758	6,560	09/22/2020	03/30/2031
103730-BM-1	BP CAP MKTS AMER Corp Note Call MW			1	1.F FE	195,000	.84	165,220	195,000	195,000	.0	.0	.0	.0	1.749	1.749	FA	1,336	3,411	08/05/2020	08/10/2030
10921U-2A-5	BRIGHTS FIN GLB Corp Note Non Call 144A			1	1.G FE	209,654	.98	207,024	210,000	209,967	.0	116	.0	.0	1.000	1.056	AO	461	2,100	04/06/2021	04/12/2024
10921U-2C-1	BRIGHTS FIN GLB Corp Note Non Call 144A			1	1.G FE	488,898	.91	448,379	490,000	489,461	.0	219	.0	.0	1.550	1.597	MM	781	7,595	05/17/2021	05/24/2026

ANNUAL STATEMENT FOR THE YEAR 2023 OF THE UnitedHealthcare of New England, Inc.

SCHEDULE D - PART 1

Showing All Long-Term BONDS Owned December 31 of Current Year

1	2	Codes			6	7	Fair Value		10	11	Change in Book/Adjusted Carrying Value				Interest					Dates	
		3	4	5			8	9			12	13	14	15	16	17	18	19	20	21	22
CUSIP Identification	Description	Code	For eign	Bond Char	NAIC Designation, NAIC Designation Modifier and SVO Administrative Symbol	Actual Cost	Rate Used to Obtain Fair Value	Fair Value	Par Value	Book/ Adjusted Carrying Value	Unrealized Valuation Increase/ (Decrease)	Current Year's (Amor- tization)/ Accretion	Current Year's Other- Than- Temporary Impairment Recognized	Total Foreign Exchange Change in Book/ Adjusted Carrying Value	Rate of	Effective Rate of	When Paid	Admitted Amount Due and Accrued	Amount Received During Year	Acquired	Stated Contractual Maturity Date
110122-CM-8	BRISTOL-MYERS Corp Note Call MW	1			1.F FE	329,006	.98	325,628	330,000	329,853	.0	253	.0	.0	2.900	2.980	JJ	4,120	9,570	07/17/2020	07/26/2024
110122-CP-1	BRISTOL-MYERS Corp Note Call MW	1			1.F FE	832,722	.94	711,750	750,000	803,460	.0	(9,682)	.0	.0	3.400	1.958	JJ	10,979	25,500	12/03/2020	07/26/2029
110122-DQ-8	BRISTOL-MYERS Corp Note Call MW	1			1.F FE	469,215	.82	386,213	470,000	469,449	.0	76	.0	.0	1.450	1.468	MN	909	6,815	11/09/2020	11/13/2030
110122-DU-9	BRISTOL-MYERS Corp Note Call MW	2			1.F FE	448,367	.88	400,041	450,000	448,633	.0	145	.0	.0	2.950	2.992	MS	3,909	13,275	02/15/2022	03/15/2032
133131-AX-0	CAMDEN PROPERTY TRUST Corp Note Call MW	2			1.G FE	159,602	.92	147,536	160,000	159,767	.0	38	.0	.0	3.150	3.179	JJ	2,520	5,040	06/06/2019	07/01/2029
141781-BK-9	CARGILL INC Corp Note Call MW 144A	2			1.F FE	696,507	.95	665,315	700,000	697,975	.0	338	.0	.0	3.250	3.309	MN	2,401	22,750	05/20/2019	05/23/2029
141781-BN-3	CARGILL INC Corp Note Call MW 144A	1			1.F FE	353,786	.92	328,166	355,000	354,487	.0	243	.0	.0	0.750	0.820	FA	1,102	2,663	01/28/2021	02/02/2026
141781-BS-2	CARGILL INC Corp Note Call MW 144A	2			1.F FE	1,294,189	.83	1,085,773	1,300,000	1,295,331	.0	539	.0	.0	2.125	2.175	MN	3,914	27,625	11/08/2021	11/10/2031
166756-AL-0	CHEVRON USA INC Corp Note Call MW	1			1.D FE	290,000	.88	258,013	290,000	290,000	.0	.0	.0	.0	1.018	1.017	FA	1,140	2,952	08/10/2020	08/12/2027
171239-AG-1	CHUBB INA HLDGS Corp Note Call MW	2			1.F FE	1,490,940	.82	1,234,980	1,500,000	1,493,656	.0	894	.0	.0	1.375	1.441	MS	6,073	20,625	12/03/2020	09/15/2030
172967-LW-9	CITIGROUP INC Corp Note Call	1			1.G FE	645,582	.96	577,980	600,000	626,414	.0	(4,497)	.0	.0	4.075	3.167	AO	4,618	24,450	06/28/2019	04/23/2029
172967-MY-4	CITIGROUP INC Corp Note Call MW	1			1.G FE	270,000	.83	225,369	270,000	270,000	.0	.0	.0	.0	2.561	2.561	MN	1,152	6,915	04/27/2021	05/01/2032
172967-NG-2	CITIGROUP INC Corp Note Call MW	2			1.G FE	600,000	.94	565,626	600,000	600,000	.0	.0	.0	.0	3.070	2.804	FA	6,498	18,420	02/16/2022	02/24/2028
17327C-AQ-6	CITIGROUP INC Corp Note Call MW	2			1.G FE	230,000	.85	196,310	230,000	230,000	.0	.0	.0	.0	3.057	3.057	JJ	3,047	7,031	01/18/2022	01/25/2033
185512-AB-6	CLECO SECURITIZATION I Corp Note Non Call	1			1.A FE	621,400	.97	605,435	651,000	621,918	.0	518	.0	.0	4.646	5.017	MS	10,082	15,123	06/27/2023	09/01/2042
191216-DP-2	COCA-COLA CO/THE Corp Note MW	1			1.E FE	399,668	.87	349,112	400,000	399,739	.0	29	.0	.0	2.250	2.259	JJ	4,400	9,000	04/28/2021	01/05/2032
20030N-CH-2	COMCAST CORP Corp Note Call MW	2			1.G FE	373,676	.96	361,916	375,000	374,373	.0	131	.0	.0	3.550	3.592	MN	2,219	13,313	02/01/2018	05/01/2028
20030N-CT-6	COMCAST CORP Corp Note Call MW	2			1.G FE	689,655	.98	680,982	690,000	689,822	.0	33	.0	.0	4.150	4.156	AO	6,045	28,635	10/02/2018	10/15/2028
20030N-DA-6	COMCAST CORP Corp Note Call MW	1			1.G FE	211,684	.90	190,927	212,000	211,799	.0	30	.0	.0	2.650	2.667	FA	2,341	5,618	10/29/2019	02/01/2030
210518-DU-7	CONSUMERS ENERGY CO Corp Note Call MW	1			1.E FE	795,608	.99	799,176	800,000	796,031	.0	423	.0	.0	4.625	4.691	MN	4,728	26,928	02/13/2023	05/15/2033
22160K-AQ-8	COSTCO COMPANIES Corp Note Call MW	1			1.E FE	1,559,160	.83	1,254,060	1,500,000	1,543,723	.0	(5,098)	.0	.0	1.750	1.366	AO	5,177	26,250	12/03/2020	04/20/2032
231021-AT-3	CUMMINS INC Corp Note Call MW	2			1.F FE	2,202,354	.83	1,835,658	2,200,000	2,201,589	.0	(259)	.0	.0	1.500	1.487	MS	11,000	33,000	12/08/2020	09/01/2030
23338V-AM-8	DTE ELECTRIC CO Corp Note Call MW	1			1.E FE	1,445,197	.87	1,138,878	1,300,000	1,402,726	.0	(14,022)	.0	.0	2.625	1.421	MS	11,375	34,125	12/03/2020	03/01/2031
24422E-UY-3	JOHN DEERE CAPITAL CORP Corp Note Non Call	2			1.F FE	262,795	.92	244,177	263,000	262,879	.0	20	.0	.0	2.800	2.803	JJ	3,334	7,364	07/15/2019	07/18/2029
24422E-YB-0	JOHN DEERE CAPITAL CORP Corp Note Non Call	1			1.F FE	659,017	1.02	677,048	660,000	659,098	.0	82	.0	.0	4.950	4.984	JJ	15,155	.0	07/11/2023	07/14/2028
26442U-AQ-7	DUKE ENERGY PROGRESS LLC Corp Note Call MW	1			1.F FE	508,675	1.03	515,750	500,000	508,346	.0	(329)	.0	.0	5.250	5.017	MS	7,729	13,563	06/26/2023	03/15/2033
26884A-BL-5	ERP OPERATING LP Corp Note Call MW	2			1.G FE	796,640	.92	737,120	800,000	798,031	.0	324	.0	.0	3.000	3.049	JJ	12,000	24,000	06/17/2019	07/01/2029
291011-BQ-6	EMERSON ELECTRIC Corp Note Call MW	2			1.F FE	601,440	.89	543,540	606,000	602,651	.0	629	.0	.0	2.000	2.117	JD	337	12,120	01/28/2022	12/21/2028
29248H-AB-9	EMPOWER FIN 2020 Corp Note Call MW 144A	2			1.F FE	142,000	.80	70,710	142,000	142,000	.0	.0	.0	.0	1.776	1.776	MS	729	2,522	09/14/2020	03/17/2031
29364W-BE-7	ENTERGY LOUISIANA LLC Corp Note Call MW	1			1.F FE	89,649	.80	202,060	90,000	89,752	.0	33	.0	.0	1.600	1.642	JD	64	1,440	11/09/2020	12/15/2030
29449W-AA-5	EQUITABLE FINANCIAL LIFE Corp Note Non Call 144A	1			1.E FE	249,543	.94	235,808	250,000	249,858	.0	92	.0	.0	1.400	1.438	JJ	1,692	3,500	06/29/2020	07/07/2025
29449W-AD-9	EQUITABLE FINANCIAL LIFE Corp Note 144A	1			1.E FE	1,601,560	.80	1,295,040	1,600,000	1,601,113	.0	(152)	.0	.0	1.750	1.739	MN	3,578	28,000	12/03/2020	11/15/2030
29736R-AP-5	ESTEE LAUDER CO INC Corp Note Call MW	2			1.F FE	130,741	.89	117,572	132,000	131,220	.0	121	.0	.0	2.375	2.483	JD	261	3,135	11/19/2019	12/01/2029
29736R-AS-9	ESTEE LAUDER CO INC Corp Note Call MW	1			1.F FE	389,598	.99	388,939	390,000	389,646	.0	48	.0	.0	4.375	4.398	MN	2,180	8,673	05/09/2023	05/15/2028
30231G-BD-3	EXXON MOBIL CORP Corp Note Call MW	2			1.D FE	380,000	.95	361,752	380,000	380,000	.0	.0	.0	.0	2.275	2.275	FA	3,242	8,645	08/13/2019	08/16/2026
354613-BL-5	FRANKLIN RES INC Corp Note Call MW	2			1.F FE	359,201	.81	629,864	360,000	359,443	.0	77	.0	.0	1.600	1.624	AO	976	5,760	10/14/2020	10/30/2030
369550-BN-7	GENERAL DYNAMICS CORP Corp Note Call MW	2			1.G FE	389,388	.92	360,754	390,000	389,704	.0	120	.0	.0	1.150	1.182	JD	374	4,485	05/03/2021	06/01/2026
38141G-IV-2	GOLDMAN SACHS GROUP INC Corp Note Call	1			2.A FE	545,000	.94	517,734	545,000	545,000	.0	.0	.0	.0	3.814	3.814	AO	3,926	20,786	01/18/2018	04/23/2029
38141G-WZ-3	GOLDMAN SACHS GROUP INC Corp Note Call MW	2			2.A FE	1,344,574	.96	1,258,400	1,300,000	1,323,459	.0	(4,963)	.0	.0	4.223	3.724	MN	9,150	54,899	06/28/2019	05/01/2029
38141G-XM-1	GOLDMAN SACHS GROUP INC Corp Note Call MW	2			1.F FE	900,000	.92	829,431	900,000	900,000	.0	.0	.0	.0	1.093	1.093	JD	601	9,837	12/04/2020	12/09/2026
38141G-XR-0	GOLDMAN SACHS GROUP INC Corp Note Call MW	2			1.F FE	145,000	.80	83,930	145,000	145,000	.0	.0	.0	.0	1.992	1.992	JJ	1,236	2,888	01/20/2021	01/27/2032
38141G-YB-4	GOLDMAN SACHS GROUP INC Corp Note Call MW	2			1.F FE	800,000	.83	871,800	800,000	800,000	.0	.0	.0	.0	2.615	2.615	AO	4,010	20,920	04/15/2021	04/22/2032
38141G-ZK-3	GOLDMAN SACHS GROUP INC Corp Note Call MW	2			1.F FE	410,000	.92	380,238	410,000	410,000	.0	.0	.0	.0	2.640	2.414	FA	3,818	10,824	01/19/2022	02/24/2028
40139L-BC-6	GUARDIAN LIFE Corp Note Non Call 144A	1			1.B FE	2,498,300	.92	2,314,750	2,500,000	2,499,332	.0	340	.0	.0	0.875	0.889	JD	1,276	21,875	12/07/2020	12/10/2025
40139L-BD-4	GUARDIAN LIFE Corp Note 144A	1			1.B FE	530,000	.91	487,362	530,000	530,000	.0	.0	.0	.0	1.250	1.250	MN	883	6,625	05/10/2021	05/13/2026

ANNUAL STATEMENT FOR THE YEAR 2023 OF THE UnitedHealthcare of New England, Inc.

SCHEDULE D - PART 1

Showing All Long-Term BONDS Owned December 31 of Current Year

1	2	Codes			6	7	Fair Value		10	11	Change in Book/Adjusted Carrying Value				Interest					Dates	
		3	4	5			8	9			12	13	14	15	16	17	18	19	20	21	22
CUSIP Identification	Description	C o d e	F o r e i g n	B o n d C h a r	NAIC Designation, NAIC Designation Modifier and SVO Administrative Symbol	Actual Cost	Rate Used to Obtain Fair Value	Fair Value	Par Value	Book/ Adjusted Carrying Value	Unrealized Valuation Increase/ (Decrease)	Current Year's (Amortization)/ Accretion	Current Year's Other-Than-Temporary Impairment Recognized	Total Foreign Exchange Change in Book/ Adjusted Carrying Value	Rate of	Effective Rate of	When Paid	Admitted Amount Due and Accrued	Amount Received During Year	Acquired	Stated Contractual Maturity Date
437076-BW-1	HOME DEPOT INC Corp Note Call MW	2			1.F FE	288,008	.98 5980	285,934	290,000	288,920	.0	195	.0	.0	3.900	3.984	JD	785	11,310	11/27/2018	12/06/2028
437076-CF-7	HOME DEPOT INC Corp Note Call MW	2			1.F FE	596,424	.81 7400	490,440	600,000	597,424	.0	337	.0	.0	1.375	1.438	MS	2,429	8,250	01/04/2021	03/15/2031
437076-CH-3	HOME DEPOT INC Corp Note Call MW	2			1.F FE	458,151	.88 7260	408,140	460,000	458,732	.0	257	.0	.0	1.500	1.561	MS	2,032	6,900	09/07/2021	09/15/2028
440452-AH-3	HORNEL FOODS CRP Corp Note Call MW	2			1.G FE	219,465	.90 0410	198,090	220,000	219,655	.0	74	.0	.0	1.700	1.737	JD	291	3,740	05/25/2021	06/03/2028
459200-KM-2	IBM CORP Corp Note Call MW	2			1.G FE	259,964	.93 1390	242,161	260,000	259,977	.0	.7	.0	.0	2.200	2.203	FA	2,256	5,720	02/02/2022	02/09/2027
46124H-AD-8	INTUIT INC Corp Note Call MW	1			1.G FE	254,388	.84 0720	214,384	255,000	254,591	.0	59	.0	.0	1.650	1.676	JJ	1,940	4,208	06/25/2020	07/15/2030
46647P-AM-8	JPMORGAN CHASE & CO Corp Note Call MW	1			1.F FE	700,000	.94 8270	663,789	700,000	700,000	.0	.0	.0	.0	3.509	3.509	JJ	10,780	24,563	01/16/2018	01/23/2029
46647P-AX-4	JPMORGAN CHASE & CO Corp Note Call MW	2			1.F FE	670,110	.98 0710	588,426	600,000	639,108	.0	(7,256)	.0	.0	4.452	3.018	JD	1,929	26,712	06/28/2019	12/05/2029
46647P-BU-9	JPMORGAN CHASE & CO Corp Note Call MW	1			1.E FE	900,865	.81 0920	729,828	900,000	900,615	.0	(83)	.0	.0	1.764	1.753	MN	1,852	15,876	12/03/2020	11/19/2031
46647P-BW-5	JPMORGAN CHASE & CO Corp Note Call MW	1			1.E FE	500,000	.91 9450	459,725	500,000	500,000	.0	.0	.0	.0	1.040	1.040	FA	2,123	5,200	01/28/2021	02/04/2027
46647P-CB-0	JPMORGAN CHASE & CO Corp Note Call MW	2			1.E FE	300,000	.92 3210	276,963	300,000	300,000	.0	.0	.0	.0	1.578	1.578	AO	907	4,734	04/15/2021	04/22/2027
46647P-CP-9	JPMORGAN CHASE & CO Corp Note Call MW	1			1.E FE	500,000	.90 6410	453,205	500,000	500,000	.0	.0	.0	.0	1.470	1.367	MS	2,021	7,350	09/15/2021	09/22/2027
46647P-CU-8	JPMORGAN CHASE & CO Corp Note Call MW	2			1.E FE	210,000	.85 7280	180,029	210,000	210,000	.0	.0	.0	.0	2.963	2.963	JJ	2,696	6,222	01/18/2022	01/25/2033
46647P-CV-6	JPMORGAN CHASE & CO Corp Note Call MW	2			1.E FE	800,000	.96 8910	775,128	800,000	800,000	.0	.0	.0	.0	2.595	2.595	FA	7,324	20,760	02/16/2022	02/24/2026
478160-CO-5	JOHNSON & JOHNSON Corp Note Call MW	2			1.A FE	1,005,670	.83 9720	839,720	1,000,000	1,003,891	.0	(588)	.0	.0	1.300	1.236	MS	4,333	13,000	12/03/2020	09/01/2030
49177J-AK-8	KENVUE INC Corp Note Call MW	1			1.F FE	1,196,327	.103 1220	1,237,464	1,200,000	1,196,412	.0	85	.0	.0	4.900	4.941	MS	16,170	.0	10/17/2023	03/22/2033
55261F-AR-5	M&T BANK CORPORATION Corp Note Call MW	2			2.A FE	330,000	.94 7930	312,817	330,000	330,000	.0	.0	.0	.0	5.053	5.053	JJ	7,133	8,337	01/24/2023	01/27/2034
571676-AA-3	MARS INC Corp Note Call MW 144A	2			1.E FE	379,749	.97 3860	379,945	380,000	379,945	.0	43	.0	.0	2.700	2.712	AO	2,565	10,260	03/26/2019	04/01/2025
571676-AL-9	MARS INC Corp Note Call MW 144A	1			1.E FE	349,430	.79 1630	277,071	350,000	349,583	.0	45	.0	.0	1.625	1.640	JJ	2,607	5,688	07/13/2020	07/16/2032
575634-AU-4	MASS ELECTRIC CO Corp Note Call MW 144A	2			2.A FE	120,000	.79 4460	95,335	120,000	120,000	.0	.0	.0	.0	1.729	1.728	MN	213	2,075	11/19/2020	11/24/2030
57636Q-AM-6	MASTERCARD INC Corp Note Call MW	2			1.D FE	249,655	.94 2180	235,545	250,000	249,801	.0	33	.0	.0	2.950	2.966	JD	615	7,375	05/28/2019	06/01/2029
59217G-DC-0	MET LIFE GLOB FUNDING I Corp Note Non Call 144A				1.D FE	219,811	.90 9800	200,156	220,000	219,890	.0	18	.0	.0	3.050	3.060	JD	261	6,710	06/11/2019	06/17/2029
59217G-FP-9	MET LIFE GLOB FUNDING I Corp Note Non Call 144A				1.D FE	959,990	.101 8280	1,018,280	1,000,000	960,384	.0	394	.0	.0	5.150	5.707	MS	13,304	.0	11/17/2023	03/28/2033
59217G-GU-7	MET LIFE GLOB FUNDING I Corp Note Non Call 144A				1.D FE	343,506	.80 1360	276,469	345,000	343,927	.0	143	.0	.0	1.550	1.591	JJ	2,585	5,348	01/04/2021	01/07/2031
617446-8J-1	MORGAN STANLEY Corp Note Call MW	2			1.E FE	340,000	.98 3630	334,434	340,000	340,000	.0	.0	.0	.0	2.720	2.720	JJ	4,085	9,248	07/18/2019	07/22/2025
617446-8U-6	MORGAN STANLEY Corp Note MW Call	1			1.E FE	220,000	.79 8970	175,773	220,000	220,000	.0	.0	.0	.0	1.794	1.793	FA	1,513	3,947	11/09/2020	02/13/2032
617446-8V-4	MORGAN STANLEY Corp Note Call MW	2			1.E FE	900,000	.92 0590	828,531	900,000	900,000	.0	.0	.0	.0	0.985	0.985	JD	517	8,865	12/07/2020	12/10/2026
617446-8X-0	MORGAN STANLEY Corp Note Call MW	2			1.E FE	310,000	.80 4540	249,407	310,000	310,000	.0	.0	.0	.0	1.928	1.928	AO	1,046	5,977	01/20/2021	04/28/2032
61747Y-EH-4	MORGAN STANLEY Corp Note Call MW	2			1.E FE	310,000	.82 8410	256,807	310,000	310,000	.0	.0	.0	.0	2.511	2.511	AO	1,535	7,784	10/14/2021	10/20/2032
61747Y-EM-3	MORGAN STANLEY Corp Note Call MW	2			1.E FE	600,000	.96 8260	580,956	600,000	600,000	.0	.0	.0	.0	2.630	2.630	FA	5,830	15,780	02/16/2022	02/18/2026
61747Y-FA-8	MORGAN STANLEY Corp Note Call MW	1			1.E FE	259,995	.100 5110	261,329	260,000	260,001	.0	.6	.0	.0	5.123	5.123	FA	5,550	7,104	01/17/2023	02/01/2029
631005-BJ-3	NARRAGANSETT EL Corp Note Call MW 144A	1			1.G FE	1,492,192	.91 1300	1,184,690	1,300,000	1,430,482	.0	(20,431)	.0	.0	3.395	1.638	AO	10,053	44,135	12/03/2020	04/09/2030
637432-NW-1	NATL RURAL UTIL Corp Note Call MW	2			1.E FE	1,494,120	.80 6130	1,179,195	1,500,000	1,495,793	.0	551	.0	.0	1.350	1.391	MS	5,963	20,250	12/03/2020	03/15/2031
63743H-FH-0	NATIONAL RURAL UTIL COOP Corp Note Call MW	1			1.F FE	539,617	.99 8920	539,417	540,000	539,744	.0	127	.0	.0	4.450	4.473	MS	7,209	14,285	02/02/2023	03/13/2026
641423-CD-8	NEVADA POWER CO Corp Note Call MW	2			1.F FE	1,489,077	.86 7890	1,199,424	1,382,000	1,454,795	.0	(11,340)	.0	.0	2.400	1.491	MN	5,528	33,168	12/03/2020	05/01/2030
64952W-DS-9	NEW YORK LIFE GL Corp Note Non Call 144A				1.A FE	499,155	.80 2790	401,395	500,000	499,431	.0	82	.0	.0	1.200	1.218	FA	2,400	6,000	08/04/2020	08/07/2030
64952W-EC-3	NEW YORK LIFE GL Corp Note Non Call				1.A FE	700,000	.99 9950	699,965	700,000	700,000	.0	.0	.0	.0	5.660	0.320	JAJO	7,371	35,899	04/20/2021	04/26/2024
64952W-EG-4	NEW YORK LIFE GL Corp Note Fixed 144A				1.A FE	645,176	.80 6990	564,893	700,000	654,988	.0	5,259	.0	.0	1.850	2.797	FA	5,396	12,950	02/09/2022	08/01/2031
65364U-AN-6	NIAGARA MOHAWK Corp Note Call MW 144A	1			2.A FE	350,000	.83 0400	290,654	350,000	350,000	.0	.0	.0	.0	1.960	1.960	JD	76	6,860	06/23/2020	06/27/2030
67066G-AM-6	NVIDIA CORP Corp Note Call MW	2			1.E FE	996,830	.89 6010	896,010	1,000,000	997,942	.0	442	.0	.0	1.550	1.598	JD	689	15,500	06/14/2021	06/15/2028
693475-AX-3	PNC FINANCIAL SERVICES Corp Note Call	2			1.G FE	499,045	.94 7390	473,695	500,000	499,630	.0	138	.0	.0	2.600	2.630	JJ	5,706	13,000	07/18/2019	07/23/2026
693475-BA-2	PNC FINANCIAL SERVICES Corp Note Call	2			1.G FE	700,000	.83 6720	585,704	700,000	700,000	.0	.0	.0	.0	2.307	2.307	AO	3,050	16,149	04/20/2021	04/23/2032
693475-BM-6	PNC FINANCIAL SERVICES Corp Note Call	2			1.G FE	210,000	.97 8960	205,582	210,000	210,000	.0	.0	.0	.0	5.068	5.066	JJ	4,641	5,321	01/19/2023	01/24/2034
69371R-O6-6	PACCAR FINANCIAL CORP Corp Note Non Call				1.E FE	282,771	.96 8450	274,071	283,000	282,948	.0	47	.0	.0	1.800	1.817	FA	2,052	5,094	01/30/2020	02/06/2025
713448-EL-8	PEPSICO INC Corp Note Call MW	1			1.E FE	438,693	.92 2100	405,724	440,000	439,229	.0	127	.0	.0	2.625	2.659	JJ	4,877	11,550	07/25/2019	07/29/2029

ANNUAL STATEMENT FOR THE YEAR 2023 OF THE UnitedHealthcare of New England, Inc.

SCHEDULE D - PART 1

Showing All Long-Term BONDS Owned December 31 of Current Year

1	2	Codes			6	7	Fair Value		10	11	Change in Book/Adjusted Carrying Value				Interest					Dates	
		3	4	5			8	9			12	13	14	15	16	17	18	19	20	21	22
CUSIP Identification	Description	Code	Fore ign	Bond Char	NAIC Desig- nation, NAIC Desig- nation Modifier and SVO Admini- strative Symbol	Actual Cost	Rate Used to Obtain Fair Value	Fair Value	Par Value	Book/ Adjusted Carrying Value	Unrealized Valuation Increase/ (Decrease)	Current Year's (Amor- tization)/ Accretion	Current Year's Other- Than- Temporary Impairment Recognized	Total Foreign Exchange Change in Book/ Adjusted Carrying Value	Rate of	Effective Rate of	When Paid	Admitted Amount Due and Accrued	Amount Received During Year	Acquired	Stated Contractual Maturity Date
71710T-AB-4	PG&E RECOVERY FND LLC Corp Note Sink				1.A FE	199,994	.77	92,200	200,000	199,998	.0	.0	.0	.0	2.280	2.280	JJ	2,103	4,560	11/04/2021	01/15/2036
71710T-AD-0	PG&E RECOVERY FND LLC Corp Note Sink				1.A FE	309,016	100.1780	309,568	309,018	309,043	.0	.0	.0	.0	5.045	5.044	JJ	7,189	9,744	11/18/2022	07/15/2032
74005P-BT-0	PRAXAIR INC Corp Note Call MW		1		1.F FE	478,958	.82	8440	480,000	479,299	.0	.0	.0	.0	1.100	1.123	FA	2,068	5,280	08/03/2020	08/10/2030
74153W-CL-1	PRICOA GLOBAL FUNDING 1 Corp Note Non Call 144A				1.D FE	789,929	.97	8360	790,000	789,989	.0	.0	.0	.0	2.400	2.402	MS	5,161	18,960	09/16/2019	09/23/2024
74256L-EJ-4	PRINCIPAL LFE GLB FND II Corp Note Non Call 144A				1.E FE	899,289	.99	9230	900,000	899,996	.0	.0	.0	.0	0.500	0.526	JJ	2,163	4,500	12/01/2020	01/08/2024
74256L-ES-4	PRINCIPAL LFE GLB FND II Corp Note Non Call 144A				1.E FE	685,970	.91	0710	690,000	687,643	.0	.0	.0	.0	1.500	1.622	MN	1,265	10,350	11/09/2021	11/17/2026
742651-DX-7	PRIVATE EXPT FDG Corp Note Non Call				1.B FE	199,734	.97	0280	200,000	199,952	.0	.0	.0	.0	1.750	1.778	MN	447	3,500	10/31/2019	11/15/2024
742718-FV-6	PROCTER & GAMBLE CO/THE Corp Note Non Call				1.D FE	699,006	.93	3620	700,000	699,376	.0	.0	.0	.0	1.900	1.930	FA	5,542	13,300	01/27/2022	02/01/2027
743315-AW-3	PROGRESSIVE CORP Corp Note Call MW		2		1.F FE	135,000	.92	4990	135,000	135,000	.0	.0	.0	.0	3.200	3.200	MS	1,140	4,320	03/17/2020	03/26/2030
747525-BK-8	QUALCOMM INC Corp Note Call MW		2		1.F FE	1,695,944	.88	1570	1,600,000	1,665,242	.0	.0	.0	.0	2.150	1.453	MN	3,918	34,400	11/25/2020	05/20/2030
756109-BA-1	REALTY INCOME CORP Corp Note Call MW		2		1.G FE	393,880	.77	7580	400,000	395,267	.0	.0	.0	.0	1.800	1.941	MS	2,120	7,200	12/09/2020	03/15/2033
79466L-AH-7	SALESFORCE INC Corp Note Call MW		2		1.F FE	547,162	.88	9910	550,000	548,127	.0	.0	.0	.0	1.500	1.578	JJ	3,804	8,250	06/29/2021	07/15/2028
79466L-AJ-3	SALESFORCE INC Corp Note Call MW		2		1.F FE	249,278	.85	4580	250,000	249,443	.0	.0	.0	.0	1.950	1.982	JJ	2,248	4,875	06/29/2021	07/15/2031
808513-BG-9	CHARLES SCHWAB CORP Corp Note Call MW		2		1.F FE	2,195,688	.80	7720	2,200,000	2,196,885	.0	.0	.0	.0	1.650	1.671	MS	11,092	36,300	12/08/2020	03/11/2031
828807-DF-1	SIMON PROP GP LP Corp Note Call MW		2		1.G FE	494,650	.89	0940	500,000	496,786	.0	.0	.0	.0	2.450	2.572	MS	3,675	12,250	09/04/2019	09/13/2029
857477-BS-1	STATE STREET CORP Corp Note Call		1		1.F FE	520,000	.92	9390	520,000	520,000	.0	.0	.0	.0	2.203	1.979	FA	4,582	11,456	02/02/2022	02/07/2028
872540-AW-9	TJX COS INC Corp Note Call MW		1		1.F FE	239,702	.82	9890	240,000	239,785	.0	.0	.0	.0	1.600	1.613	MN	491	3,840	11/18/2020	05/15/2031
87612E-BM-7	TARGET CORP Corp Note Call MW		2		1.F FE	209,643	.93	3520	210,000	209,778	.0	.0	.0	.0	1.950	1.888	JJ	1,888	4,095	01/19/2020	01/15/2027
882508-BL-7	TEXAS INSTRUMENTS INC Corp Note Call MW		1		1.E FE	897,795	.85	4510	900,000	898,265	.0	.0	.0	.0	1.900	1.927	MS	5,035	17,100	09/07/2021	09/15/2031
883556-DB-5	THERMO FISHER Corp Note Call MW		1		1.G FE	149,769	104.7420	157,113	150,000	149,769	.0	.0	.0	.0	5.200	5.218	JJ	563	.0	11/28/2023	01/31/2034
89236T-GT-6	TOYOTA MOTOR CREDIT CORP Corp Note MW		2		1.E FE	999,330	.96	7840	1,000,000	999,845	.0	.0	.0	.0	1.800	1.814	FA	6,900	18,000	02/10/2020	02/13/2025
904764-AX-5	UNILEVER CAPITAL Corp Note Call MW		1		1.E FE	693,049	.98	9880	700,000	699,628	.0	.0	.0	.0	2.600	2.757	MN	2,831	18,200	05/02/2017	05/05/2024
904764-BG-1	UNILEVER CAPITAL Corp Note Call MW		1		1.E FE	917,329	.99	5500	924,000	923,761	.0	.0	.0	.0	3.250	3.395	MS	9,510	30,030	09/04/2018	03/07/2024
91159H-JA-9	US BANCORP Corp Note Call MW		1		1.G FE	596,154	.80	6500	600,000	597,418	.0	.0	.0	.0	1.375	1.444	JJ	3,644	8,250	07/16/2020	07/22/2030
931142-DP-5	WALMART INC Corp Note Call MW		2		1.C FE	607,278	.99	3600	600,000	600,055	.0	.0	.0	.0	3.300	3.152	AO	3,795	19,800	06/27/2014	04/22/2024
931142-EN-9	WALMART INC Corp Note Call MW		2		1.C FE	289,658	.96	0410	290,000	289,796	.0	.0	.0	.0	3.250	3.264	JJ	4,529	9,425	04/16/2019	07/08/2029
95000U-2F-9	WELLS FARGO & COMPANY Corp Note Call MW		2		1.E FE	490,000	.95	6370	490,000	490,000	.0	.0	.0	.0	3.196	3.196	JD	609	15,660	06/10/2019	06/17/2027
95000U-2G-7	WELLS FARGO & COMPANY Corp Note Call		2		2.A FE	500,000	.88	9660	500,000	500,000	.0	.0	.0	.0	2.879	2.879	AO	2,439	14,395	10/24/2019	10/30/2030
95000U-2U-6	WELLS FARGO & COMPANY Corp Note Call MW		2		2.A FE	420,000	.87	3750	420,000	420,000	.0	.0	.0	.0	3.350	3.350	MS	4,651	14,070	02/23/2022	03/02/2033
95709T-GT-6	WESTAR ENERGY Corp Note Call		1		1.F FE	293,855	.95	0820	295,000	294,593	.0	.0	.0	.0	3.100	3.145	AO	2,286	9,145	02/27/2017	04/01/2027
06368E-DC-3	BANK OF MONTREAL Corp Note Call MW		A		1.F FE	700,000	.92	2370	700,000	700,000	.0	.0	.0	.0	0.949	0.949	JJ	2,934	6,643	01/19/2021	01/22/2027
31429K-AE-3	FED CAISSES DESJARDINS Corp Note Non Call 144A		A		1.E FE	529,905	.98	1290	530,000	529,988	.0	.0	.0	.0	0.700	0.706	MN	412	3,710	05/18/2021	05/21/2024
78016E-ZT-7	ROYAL BANK OF CANADA Corp Note MW		A		1.E FE	699,762	.91	5260	700,000	699,878	.0	.0	.0	.0	1.150	1.157	JJ	3,734	8,050	07/07/2021	07/14/2026
80685X-AC-5	SCHLUMBERGER Corp Note Call MW		A		1.F FE	169,796	.94	8360	170,000	169,929	.0	.0	.0	.0	1.400	1.425	MS	688	2,380	09/09/2020	09/17/2025
891140-CA-4	TORONTO-DOMINION BANK Corp Note Non Call		A		1.E FE	699,902	.98	7790	700,000	699,991	.0	.0	.0	.0	2.650	2.653	JD	979	18,550	06/05/2019	06/12/2024
00182E-BP-3	ANZ NEW ZEALAND INTL/LDN Corp Note Non Call 144A		D		1.E FE	340,000	.96	8680	340,000	340,000	.0	.0	.0	.0	2.166	2.166	FA	2,721	7,364	02/09/2022	02/18/2025
009279-AA-8	AIRBUS SE Corp Note Call MW 144A		D		1.F FE	451,575	.95	6680	452,000	451,846	.0	.0	.0	.0	3.150	3.161	AO	3,204	14,238	04/05/2017	04/10/2027
01609H-AX-0	ALIBABA GROUP Corp Note Call MW		D		1.E FE	199,678	.82	9250	200,000	199,761	.0	.0	.0	.0	2.125	2.142	FA	1,676	4,250	02/04/2021	02/09/2031
05964H-AN-5	BANCO SANTANDER SA Corp Note Call		D		1.G FE	400,000	.90	4990	400,000	400,000	.0	.0	.0	.0	1.722	1.922	MS	2,047	6,888	09/07/2021	09/14/2027
404280-CC-1	HSBC HOLDINGS PLC Corp Note Call		D		1.G FE	924,856	.93	4900	800,000	881,926	.0	.0	.0	.0	3.973	1.961	MN	3,443	31,784	12/03/2020	05/22/2030
404280-CJ-6	HSBC HOLDINGS PLC Corp Note Call		D		1.G FE	300,000	.95	0680	300,000	300,000	.0	.0	.0	.0	1.645	1.645	AO	1,001	4,935	08/11/2020	04/18/2026
404280-CM-9	HSBC HOLDINGS PLC Corp Note Call MW		D		1.G FE	320,000	.91	7620	320,000	320,000	.0	.0	.0	.0	1.589	1.589	MN	523	5,085	11/17/2020	05/24/2027
404280-CV-9	HSBC HOLDINGS PLC Corp Note Call MW		D		1.G FE	420,000	.87	3590	420,000	420,000	.0	.0	.0	.0	2.206	2.206	FA	3,449	9,265	08/10/2021	08/17/2029
55606J-AR-9	MACQUARIE GROUP LTD Corp Note Call 144A		D		1.F FE	145,000	.91	9170	145,000	145,000	.0	.0	.0	.0	1.340	1.340	JJ	912	1,943	01/05/2021	01/12/2027
55606J-AX-6	MACQUARIE GROUP LTD Corp Note Call 144A		D		1.F FE	803,000	.89	2040	800,000	800,000	.0	.0	.0	.0	1.935	1.935	AO	3,311	15,480	10/06/2021	04/14/2028

ANNUAL STATEMENT FOR THE YEAR 2023 OF THE UnitedHealthcare of New England, Inc.

SCHEDULE D - PART 1

Showing All Long-Term BONDS Owned December 31 of Current Year

1	2	Codes			6	7	Fair Value		10	11	Change in Book/Adjusted Carrying Value				Interest					Dates	
		3	4	5			8	9			12	13	14	15	16	17	18	19	20	21	22
CUSIP Identification	Description	Code	Rating	Bond Char	NAIC Designation, NAIC Designation Modifier and SVO Administrative Symbol	Actual Cost	Rate Used to Obtain Fair Value	Fair Value	Par Value	Book/ Adjusted Carrying Value	Unrealized Valuation Increase/ (Decrease)	Current Year's (Amortization)/ Accretion	Current Year's Other Than-Temporary Impairment Recognized	Total Foreign Exchange Change in Book/ Adjusted Carrying Value	Rate of	Effective Rate of	When Paid	Admitted Amount Due and Accrued	Amount Received During Year	Acquired	Stated Contractual Maturity Date
606822-BJ-2 MITSUBISHI UFJ FIN GRP Corp Note Non Call	D			1.G FE	580,000	.98	574,000	580,000	580,000	0	0	0	0	2.801	2.801	JJ	7,356	16,246	07/11/2019	07/18/2024
606822-BS-2 MITSUBISHI UFJ FIN GRP Corp Note Non Call	D			1.G FE	400,000	.94	390,000	400,000	400,000	0	0	0	0	1.412	1.412	JJ	2,573	5,648	07/13/2020	07/17/2025
60687Y-BP-3 MIZUHO FINANCIAL GROUP Corp Note Call	D	2		1.G FE	515,000	.91	1,490	515,000	515,000	0	0	0	0	1.234	1.234	MN	688	6,355	02/16/2021	05/22/2027
60687Y-CT-4 MIZUHO FINANCIAL GROUP Corp Note Call	D	2		1.G FE	930,807	104.0130	936,117	900,000	930,726	0	(81)	0	0	5.754	5.288	MN	4,891	0	12/18/2023	05/27/2034
62954W-AD-7 NTT FINANCE Corp Note Call MW 144A	D	1		1.F FE	900,000	.88	3,300	900,000	900,000	0	0	0	0	1.591	1.591	AO	3,500	14,319	02/24/2021	04/03/2028
80414L-2K-0 SAUDI ARABIAN OIL CO Corp Note Call 144A	D	2		1.E FE	212,727	.86	1,140	214,000	213,091	0	120	0	0	2.250	2.317	MN	495	4,815	11/17/2020	11/24/2030
80685A-AJ-4 SCHLUMBERGER INVESTMENT Corp Note Call MW	D	1		1.F FE	289,890	.89	870	280,000	286,649	0	(983)	0	0	2.650	2.240	JD	103	7,420	08/04/2020	06/26/2030
822582-CG-5 SHELL INTERNATIONAL FIN Corp Note Call MW	D	1		1.D FE	444,180	.91	3,960	405,000	430,971	0	(4,077)	0	0	2.750	1.625	AO	2,630	11,138	09/10/2020	04/06/2030
82620K-BD-4 SIEMENS FINAN Corp Note MW 144A	D	1		1.E FE	374,359	.89	839	375,000	374,607	0	90	0	0	1.700	1.726	MS	1,948	6,375	03/02/2021	03/11/2028
85325A-CE-8 STANDARD CHARTERED PLC Corp Note Call 144A	D	2		1.G FE	510,000	.96	3,350	510,000	510,000	0	0	0	0	1.822	1.822	MN	981	9,292	11/16/2021	11/23/2025
86562M-BV-1 SUMITOMO MITSUI FINL GRP Corp Note Non Call	D			1.G FE	770,000	.97	1,160	770,000	770,000	0	0	0	0	2.348	2.348	JJ	8,337	18,080	01/06/2020	01/15/2025
86562M-CD-0 SUMITOMO MITSUI FINL GRP Corp Note Non Call	D			1.G FE	465,000	.92	940	465,000	465,000	0	0	0	0	0.948	0.948	JJ	2,069	4,408	01/04/2021	01/12/2026
88032W-AM-8 TENCENT HOLD Corp Note Call MW 144A	D	2		1.E FE	241,985	.96	892	242,000	241,995	0	2	0	0	3.575	3.576	AO	1,923	8,652	04/03/2019	04/11/2026
89153V-AS-8 TOTALENERGIES CAP INTL Corp Note Call MW	D	2		1.E FE	800,000	.97	6,250	800,000	800,000	0	0	0	0	2.434	2.434	JJ	9,249	19,472	07/08/2019	01/10/2025
902613-AC-2 UBS GROUP AG Corp Note Call 144A	D	1		1.G FE	370,000	.91	739	370,000	370,000	0	0	0	0	1.364	1.364	JJ	2,117	5,047	07/27/2020	01/30/2027
902613-AH-1 UBS GROUP AG Corp Note Call 144A	D	2		1.G FE	380,000	.90	4,020	380,000	380,000	0	0	0	0	1.494	1.494	JA	2,224	5,677	08/03/2021	08/10/2027
961214-ER-0 WESTPAC BANKING CORP Corp Note Non Call	D			1.D FE	699,461	.92	2,180	700,000	699,735	0	107	0	0	1.150	1.166	JD	626	8,050	05/25/2021	06/03/2026
961214-EW-9 WESTPAC BANKING CORP Corp Note Non Call	D			1.D FE	440,000	.88	6,780	440,000	440,000	0	0	0	0	1.953	1.953	MN	979	8,593	11/08/2021	11/20/2028
1019999999	Subtotal - Bonds - Industrial and Miscellaneous (Unaffiliated) - Issuer Obligations					107,009,894	XXX	96,551,537	105,957,018	106,644,294	0	(108,120)	0	0	XXX	XXX	XXX	662,357	2,219,316	XXX	XXX
05552A-BB-3 Barclays Commerc BBOMS 2020-C8 A4 CMBS		4		1.A FM	706,967	.82	816	700,000	704,279	0	(853)	0	0	1.771	1.641	MON	(853)	1,033	10/09/2020	10/15/2053
05609M-CC-7 BMO 2022-C1 Mortgage Trust BMO 2022-C1 A5 CMBS		4		1.A FM	520,875	.88	938	600,000	524,595	0	3,720	0	0	3.375	5.334	MON	1,687	10,124	06/27/2023	02/15/2055
05609X-AA-9 BX Trust BX 2022-CLS A CMBS 144A		4		1.A FM	516,704	100.2090	519,083	518,000	516,767	0	53	0	0	5.760	5.843	MON	2,486	29,837	10/06/2022	10/13/2027
06540D-BH-7 Bank BANK 2021-BN36 A5 CMBS		4		1.A FM	818,125	.83	970	800,000	814,277	0	(1,772)	0	0	2.470	2.214	MON	1,647	19,760	10/15/2021	09/15/2064
06540V-AZ-8 Bank BANK 2019-BN24 A2 CMBS		4		1.A FM	706,947	.88	4,870	700,000	702,838	0	(1,038)	0	0	2.707	2.554	MON	1,579	18,949	12/11/2019	11/15/2062
06541U-BR-6 Bank BANK 2020-BN30 A3 CMBS		4		1.A FM	2,524,843	.79	9,950	2,500,000	2,516,542	0	(2,786)	0	0	1.650	1.531	MON	3,438	41,250	12/11/2020	12/10/2053
07336D-AW-1 Barclays Commercial Mortgage S BBOMS 2023-C20 A5 CMBS		4		1.A FM	516,055	104.4300	522,150	500,000	515,408	0	(647)	0	0	5.576	5.185	MON	2,323	11,617	06/27/2023	07/15/2056
08161C-AB-7 BENCHMARK MORTGA BMARK 2018-B2 A2 CMBS		4		1.A FM	137,480	.96	3,000	133,476	133,683	0	(308)	0	0	3.662	3.065	MON	407	4,888	02/09/2018	02/15/2051
08163E-BD-6 BENCHMARK Mortga BMARK 2021-B26 A5 CMBS		4		1.A FM	736,121	.81	5,080	700,000	727,096	0	(3,668)	0	0	2.613	2.012	MON	1,524	18,291	06/30/2021	06/15/2054
08163L-AE-9 BENCHMARK Mortga BMARK 2020-B21 A4 CMBS		4		1.A FM	1,009,997	.81	938	1,000,000	1,006,596	0	(1,120)	0	0	1.704	1.585	MON	1,420	17,044	11/20/2020	12/15/2053
081925-AC-3 Benchmark Mortgage Trust BMARK 2023-B39 A4 CMBS		4		1.A FM	505,000	103.5020	517,510	500,000	504,767	0	(233)	0	0	5.502	5.396	MON	2,293	11,463	06/28/2023	07/15/2055
12477B-AA-2 CAMB Commercial CAMB 2021-CX2 A CMBS 144A		4		1.A FM	673,575	.83	810	654,000	669,671	0	(1,845)	0	0	2.700	2.368	MON	1,472	17,658	10/22/2021	11/10/2046
12531Y-AP-3 CFCRE Commercial CFCRE 2016-C4 AHR CMBS		4		1.A FM	677,916	.96	1,360	699,474	697,228	0	2,209	0	0	3.121	3.700	MON	1,819	21,831	05/04/2018	05/10/2058
126438-AA-8 Credit Suisse CSMC 2020-NET A CMBS 144A		4		1.A FE	112,506	.92	5,970	109,229	110,253	0	(676)	0	0	2.257	1.622	MON	205	2,465	07/30/2020	08/15/2037
17290X-AU-4 CITIGROUP COMMERC CGCMT 2016-GC37 AAB CMBS		4		1.A FM	371,374	.97	2,700	360,527	361,527	0	(549)	0	0	3.098	2.710	MON	931	11,170	04/13/2016	04/10/2049
17328E-AA-6 Citigroup Commer CGCMT 2020-555 A CMBS 144A		4		1.A FM	731,254	.82	862	700,000	722,435	0	(3,586)	0	0	2.647	2.070	MON	1,544	18,529	06/30/2021	12/10/2041
17328R-AZ-2 Citigroup Commer CGCMT 2020-GC46 A5 CMBS		4		1.A FM	740,852	.86	4,000	700,000	729,456	0	(4,630)	0	0	2.717	1.972	MON	1,585	19,519	06/30/2021	02/15/2053
36252W-AX-6 GS MORTGAGE SECU GSMS 2014-GC20 A5 CMBS		4		1.A FM	567,649	.99	6,860	534,927	534,906	0	(5,068)	0	0	3.998	3.051	MON	1,782	21,386	12/01/2016	04/10/2047
36257H-BN-5 GS MORTGAGE SECU GSMS 2019-GC40 A3 CMBS		4		1.A FM	605,987	.89	9,550	600,000	603,268	0	(638)	0	0	2.904	2.795	MON	1,452	17,424	06/26/2019	07/10/2052
46590T-AD-7 JPMDB COMMERCIAL JPMDB 2017-C5 A4 CMBS		4		1.A FM	405,358	.94	4,980	401,347	402,094	0	(236)	0	0	3.414	3.290	MON	1,142	13,702	03/17/2017	03/15/2050
46642C-BH-2 JP MORGAN CHASE JPMCC 2014-C20 A4A1 CMBS		4		1.A FM	85,609	.99	740	81,254	81,194	0	(387)	0	0	3.538	2.773	MON	240	2,875	03/29/2016	07/15/2047
46652J-AV-4 JPMDB Commercial JPMDB 2020-C0R7 A4 CMBS		4		1.A FM	605,997	.78	1,970	600,000	603,676	0	(678)	0	0	1.915	1.796	MON	958	11,491	06/25/2020	05/13/2053
55361A-AU-8 MSIF Commercial Mortgage Trust MSIF 2023-2 A5 CMBS		4		1.A FE	289,429	107.9220	303,261	281,000	289,408	0	(20)	0	0	6.014	5.642	MON	1,408	0	12/08/2023	12/15/2056

ANNUAL STATEMENT FOR THE YEAR 2023 OF THE UnitedHealthcare of New England, Inc.

SCHEDULE D - PART 1

Showing All Long-Term BONDS Owned December 31 of Current Year

1	2	Codes			6	7	Fair Value		10	11	Change in Book/Adjusted Carrying Value				Interest					Dates	
		3	4	5			8	9			12	13	14	15	16	17	18	19	20	21	22
CUSIP Identification	Description	C o d e	F o r e i g n	B o n d C h a r	NAIC Designation, NAIC Designation Modifier and SVO Administrative Symbol	Actual Cost	Rate Used to Obtain Fair Value	Fair Value	Par Value	Book/ Adjusted Carrying Value	Unrealized Valuation Increase/ (Decrease)	Current Year's (Amortization)/ Accretion	Current Year's Other-Than-Temporary Impairment Recognized	Total Foreign Exchange Change in Book/ Adjusted Carrying Value	Rate of	Effective Rate of	When Paid	Admitted Amount Due and Accrued	Amount Received During Year	Acquired	Stated Contractual Maturity Date
563136-AA-8	Manhattan West OMV 2020-OMV A CMB 144A			4	1.A FM	463,475	88.4680	398,106	450,000	457,159	0	(1,927)	0	0	2.130	1.676	MON	799	9,585	08/17/2020	09/10/2039
61771M-AV-2	Morgan Stanley C MSC 2019-H7 A3 CMB VLS COMMERCIAL MRTG TRUST VLS 2020-LAB A CMB			4	1.A FM	577,128	89.8430	513,389	571,429	574,452	0	(633)	0	0	3.005	2.891	MON	1,431	17,171	07/15/2019	06/15/2029
92858T-AA-4	144A			4	1.A FE	653,005	81.2530	515,144	634,000	647,245	0	(1,869)	0	0	2.130	1.801	MON	1,125	13,504	10/21/2020	10/10/2042
95000P-AF-1	WELLS FARGO COMM WFCM 2016-C37 ASB CMB			4	1.A FM	426,052	97.5080	403,339	413,647	415,257	0	(1,040)	0	0	3.615	3.204	MON	1,246	14,953	12/09/2016	12/15/2049
95001J-AW-7	WELLS FARGO COMM WFCM 2018-C44 A4 CMB			4	1.A FM	504,973	95.6180	478,090	500,000	501,934	0	(589)	0	0	3.948	3.837	MON	1,645	19,740	04/30/2018	05/15/2051
95002E-BB-2	Wells Fargo Comm WFCM 2020-C55 A5 CMB			4	1.A FM	937,652	87.6720	789,048	900,000	926,610	0	(4,224)	0	0	2.725	2.193	MON	2,044	24,525	04/29/2021	02/15/2053
95002U-AD-3	Wells Fargo Comm WFCM 2020-C58 A3 CMB			4	1.A FM	2,562,337	83.6310	2,121,718	2,537,000	2,550,835	0	(5,941)	0	0	1.810	1.653	MON	3,827	45,920	12/03/2020	07/15/2053
95003L-AA-8	WELLS FARGO COM MORTGAGE WFCM 2021-SAVE A CMB 144A			4	1.A FE	79,598	97.4090	77,535	79,598	79,598	0	0	0	0	6.626	6.716	MON	249	4,991	01/29/2021	02/15/2040
1039999999 Subtotal - Bonds - Industrial and Miscellaneous (Unaffiliated) - Commercial Mortgage-Backed Securities						20,770,840	XXX	17,935,799	20,458,953	20,625,054	0	(40,979)	0	0	XXX	XXX	XXX	46,741	503,559	XXX	XXX
00115B-AB-3	AEPTEC 2019-1 A2 AEPTEC 2019-1 A2 ABS			4	1.A FE	240,000	91.8580	220,459	240,000	239,992	0	(1)	0	0	2.294	2.294	FA	2,294	5,505	09/11/2019	08/01/2031
02582J-JX-9	American Express Credit Account AIXCA 2022-4 A ABS Avis Budget Rental Car Funding AESOP 2021-2A A ABS 144A			4	1.A FE	190,991	100.3800	191,726	191,000	190,994	0	3	0	0	4.950	5.003	MON	420	9,455	10/27/2022	10/15/2027
05377R-ER-1	ONH Equipment Tr 2022-C A3 ABS			4	1.A FE	641,961	90.1810	578,962	642,000	641,969	0	4	0	0	1.660	1.666	MON	326	10,657	11/09/2021	02/20/2028
12664J-AC-4	Capital One Multi-Asset Execut COMET 2019-A3 A3 ABS			4	1.A FE	181,969	100.4450	182,810	182,000	181,975	0	6	0	0	5.150	5.209	MON	417	9,373	11/17/2022	04/17/2028
14041N-FV-8	ABS			4	1.A FE	729,806	93.7730	684,543	730,000	729,873	0	16	0	0	2.060	2.071	MON	668	15,038	08/28/2019	08/15/2028
14316N-AC-3	CarMax Auto Own CARMX 2021-1 A3 ABS			4	1.A FE	47,362	98.1740	46,506	47,371	47,370	0	2	0	0	0.340	0.346	MON	7	619	01/20/2021	12/15/2025
14687A-AP-3	Carvana Auto Rec CRVNA 2020-P1 A4 ABS			4	1.A FE	101,473	97.0890	98,551	101,505	101,500	0	6	0	0	0.610	0.620	MON	40	1,619	12/03/2020	10/08/2026
161571-HS-6	Chase Issuance Trust CHAIT 2022-A1 A ABS Citibank Credit Card Issuance CCOIT 2018-A7 A7 ABS			4	1.A FE	280,953	98.7040	277,358	281,000	280,972	0	15	0	0	3.970	4.009	MON	496	11,156	09/09/2022	09/15/2027
17305E-GS-8	First National Master Note Tru FNMNT 2023-2 A ABS			4	1.A FE	1,273,506	102.3010	1,304,338	1,275,000	1,273,638	0	132	0	0	5.770	5.883	MON	3,270	16,961	09/28/2023	09/17/2029
34529S-AD-1	Ford Credit Auto FORDO 2022-D A3 ABS Ford Credit Auto Owner Trust/F FORDR 2023-1 A ABS 144A			4	1.A FE	399,943	100.2800	401,120	400,000	399,955	0	12	0	0	5.270	5.331	MON	937	21,080	11/17/2022	05/17/2027
34535Q-AA-3	Hertz Vehicle Financing LLC HERTZ 2022-1A A ABS 144A			4	1.A FE	649,980	100.4270	652,776	650,000	649,976	0	(4)	0	0	4.850	4.899	MON	1,401	26,183	02/09/2023	08/15/2035
42806M-AJ-8	Hertz Vehicle Financing LLC HERTZ 2023-4A A ABS 144A			4	1.A FE	231,959	95.6140	221,824	232,000	231,980	0	11	0	0	1.990	2.003	MON	77	4,617	01/11/2022	06/25/2026
42806M-CE-7	Public Service N PSNH 2018-1 A1 ABS Tesla Electric Vehicle Trust TEVT 2023-1 A4 ABS 144A			4	1.A FE	1,146,656	103.8800	1,190,465	1,146,000	1,146,611	0	(45)	0	0	6.150	6.214	MON	1,175	23,689	08/21/2023	03/25/2030
69363P-AA-8	Public Service N PSNH 2018-1 A1 ABS			4	1.A FE	6,822	99.7560	6,806	6,822	6,822	0	0	0	0	3.094	3.093	FA	88	211	05/01/2018	02/01/2026
881943-AE-4	144A			4	1.A FE	166,955	101.1860	168,981	167,000	166,955	0	0	0	0	5.380	5.446	MON	275	0	12/13/2023	02/20/2029
04966H-AA-4	ATRIUM CDO CORP ATRM 13A A1 CLO 144A			D	1.A FE	675,299	99.9040	675,662	676,313	706,816	0	31,151	0	0	6.854	4.872	JAJO	9,013	42,294	12/10/2020	11/21/2030
09628J-AL-5	Bluemountain CLO Ltd BLUEM 2015-3A A1R CLO 144A			D	1.A FE	894,985	99.9480	894,985	894,985	894,985	0	0	0	0	6.677	6.731	JAJO	12,118	54,193	03/27/2018	04/20/2031
124166-AA-7	BUTTERMILK PARK CLO LTD 2018-1A A1 CLO 144A			D	1.A FE	696,500	99.9860	699,901	700,000	698,293	0	560	0	0	6.765	6.931	JAJO	10,128	42,638	12/09/2020	10/15/2031
36319Q-BN-1	Galaxy CLO LTD GALXY 2015-19A A1RR CLO 144A			D	1.A FE	395,956	99.8340	395,298	395,956	395,956	0	0	0	0	6.610	6.662	JAJO	5,017	23,908	03/05/2021	07/24/2030
50184N-AR-3	LCM LTD Partnership LCM 2015-A AR2 CLO 144A Madison Park Funding Ltd Mdpk 2018-27A A1A CLO 144A			D	1.A FE	197,914	100.1000	197,914	197,914	197,914	0	0	0	0	6.677	6.730	JAJO	2,680	11,984	03/22/2021	07/20/2030
55820Y-AA-5	Magnetite Ltd MAGNE 14-8A AR2 CLO 144A			D	1.A FE	815,644	99.9960	822,438	822,471	820,152	0	966	0	0	6.635	6.849	JAJO	11,673	49,093	04/02/2019	04/15/2031
64135G-AC-2	Neuberger Berman NEUB 2022-48A A2 CLO			D	1.A FE	900,000	98.8090	889,278	900,000	900,000	0	0	0	0	6.878	6.935	JAJO	11,693	57,346	02/22/2022	04/25/2036
75888E-AE-8	Regatta XIX Funding REG19 2022-1A A2 CLO 144A			D	1.A FE	900,000	100.0660	900,596	900,000	900,000	0	0	0	0	6.966	6.848	JAJO	12,713	57,433	02/17/2022	04/20/2035
92912V-AY-1	VOYA CLO LTD VOYA 2014-2A A1R CLO 144A			D	1.A FE	443,379	99.8790	442,845	443,379	443,379	0	0	0	0	6.684	6.738	JAJO	6,257	26,726	02/18/2020	04/17/2030
92914N-AJ-0	VOYA CLO LTD VOYA 2015-1A A1R CLO 144A			D	1.A FE	104,155	99.9710	104,124	104,155	104,155	0	0	0	0	6.557	6.486	JAJO	1,423	6,183	12/12/2017	01/18/2029
92914R-AY-8	VOYA CLO LTD VOYA 2014-4A A1RA CLO 144A			D	1.A FE	472,166	100.0350	472,332	472,166	472,166	0	0	0	0	6.756	6.810	JAJO	6,823	28,999	07/10/2018	07/14/2031

E10.10

ANNUAL STATEMENT FOR THE YEAR 2023 OF THE UnitedHealthcare of New England, Inc.

SCHEDULE D - PART 1

Showing All Long-Term BONDS Owned December 31 of Current Year

1 CUSIP Identification	2 Description	3 Codes			6 NAIC Designation, NAIC Designation Modifier and SVO Administrative Symbol	7 Actual Cost	8 Fair Value		10 Par Value	11 Book/ Adjusted Carrying Value	12 Change in Book/Adjusted Carrying Value				16 Interest					21 Dates	
		3	4	5			8	9			12	13	14	15	16	17	18	19	20	21	22
		C o d e	F o r e i g n	B o n d C h a r		Rate Used to Obtain Fair Value	Fair Value			Unrealized Valuation Increase/ (Decrease)	Current Year's (Amortization)/ Accretion	Current Year's Other-Than-Temporary Impairment Recognized	Total Foreign Exchange Change in Book/ Adjusted Carrying Value	Rate of	Effective Rate of	When Paid	Admitted Amount Due and Accrued	Amount Received During Year	Acquired	Stated Contractual Maturity Date	
98885N-AE-3	Zais Matrix CDO ZAIS 2022-18A AJ ABS 144A	D	4	1.A FE	600,000	99.8130	598,879	600,000	600,000	0	0	0	0	7.178	7.238	JAN	8.135	40,056	01/20/2022	01/25/2035	
1049999999	Subtotal - Bonds - Industrial and Miscellaneous (Unaffiliated) - Other Loan-Backed and Structured Securities				13,804,422	XXX	13,739,114	13,820,299	13,857,037	0	46,162	0	0	XXX	XXX	XXX	114,540	617,906	XXX	XXX	
1109999999	Total - Industrial and Miscellaneous (Unaffiliated) Bonds				141,585,156	XXX	128,226,450	140,236,270	141,126,385	0	(102,937)	0	0	XXX	XXX	XXX	823,638	3,340,781	XXX	XXX	
1309999999	Total - Hybrid Securities				0	XXX	0	0	0	0	0	0	0	XXX	XXX	XXX	0	0	XXX	XXX	
1509999999	Total - Parent, Subsidiaries and Affiliates Bonds				0	XXX	0	0	0	0	0	0	0	XXX	XXX	XXX	0	0	XXX	XXX	
1909999999	Subtotal - Bonds - Unaffiliated Bank Loans				0	XXX	0	0	0	0	0	0	0	XXX	XXX	XXX	0	0	XXX	XXX	
2419999999	Total - Issuer Obligations				184,117,278	XXX	166,513,809	176,367,852	178,388,582	0	(919,128)	0	0	XXX	XXX	XXX	1,505,902	4,754,503	XXX	XXX	
2429999999	Total - Residential Mortgage-Backed Securities				50,369,989	XXX	46,412,542	48,993,310	50,204,297	0	(56,871)	0	0	XXX	XXX	XXX	158,186	1,536,426	XXX	XXX	
2439999999	Total - Commercial Mortgage-Backed Securities				21,594,809	XXX	18,707,087	21,258,953	21,432,177	0	(44,871)	0	0	XXX	XXX	XXX	48,658	526,559	XXX	XXX	
2449999999	Total - Other Loan-Backed and Structured Securities				13,804,422	XXX	13,739,114	13,820,299	13,857,037	0	46,162	0	0	XXX	XXX	XXX	114,540	617,906	XXX	XXX	
2459999999	Total - SVO Identified Funds				0	XXX	0	0	0	0	0	0	0	XXX	XXX	XXX	0	0	XXX	XXX	
2469999999	Total - Affiliated Bank Loans				0	XXX	0	0	0	0	0	0	0	XXX	XXX	XXX	0	0	XXX	XXX	
2479999999	Total - Unaffiliated Bank Loans				0	XXX	0	0	0	0	0	0	0	XXX	XXX	XXX	0	0	XXX	XXX	
2489999999	Total - Unaffiliated Certificates of Deposit				0	XXX	0	0	0	0	0	0	0	XXX	XXX	XXX	0	0	XXX	XXX	
2509999999	Total Bonds				269,886,498	XXX	245,372,552	260,440,414	263,882,093	0	(974,708)	0	0	XXX	XXX	XXX	1,827,286	7,435,394	XXX	XXX	

1. Line Book/Adjusted Carrying Value by NAIC Designation Category Footnote:

Line Number	1A	1A ..\$	117,568,889	1B	1B ..\$	17,522,563	1C	1C ..\$	12,754,918	1D	1D ..\$	16,449,003	1E	1E ..\$	36,935,104	1F	1F ..\$	35,060,516	1G	1G ..\$	23,603,590
	1B	2A	3,987,510	2B	2B ..\$	0	2C	2C ..\$	0												
	1C	3A	0	3B	3B ..\$	0	3C	3C ..\$	0												
	1D	4A	0	4B	4B ..\$	0	4C	4C ..\$	0												
	1E	5A	0	5B	5B ..\$	0	5C	5C ..\$	0												
	1F	6	0			0			0												

E10.11

Schedule D - Part 2 - Section 1 - Preferred Stocks Owned

N O N E

Schedule D - Part 2 - Section 2 - Common Stocks Owned

N O N E

ANNUAL STATEMENT FOR THE YEAR 2023 OF THE UnitedHealthcare of New England, Inc.

SCHEDULE D - PART 3

Showing All Long-Term Bonds and Stocks ACQUIRED During Current Year

1	2	3	4	5	6	7	8	9
CUSIP Identification	Description	Foreign	Date Acquired	Name of Vendor	Number of Shares of Stock	Actual Cost	Par Value	Paid for Accrued Interest and Dividends
36179X-5J-1	GNMA Pool MA8949 MBS 6.000% 06/20/53		06/28/2023	Wachovia Bank		591,263	585,138	1,853
3622AB-DV-1	GNMA Pool 785616 MBS 2.500% 09/20/51		12/19/2023	JP Morgan Chase		689,769	806,305	1,064
3622AC-CP-3	GNMA Pool 786478 MBS 5.500% 01/20/53		02/15/2023	Morgan Stanley		772,080	751,188	2,295
3622AC-W3-1	GNMA Pool 786778 MBS 5.500% 06/20/53		07/27/2023	Pershing		487,956	487,043	2,009
912810-QA-9	US Treasury Bond 3.500% 02/15/39		05/03/2023	Wachovia Bank		798,191	800,000	6,033
912828-G3-8	US Treasury Note 2.250% 11/15/24		08/24/2023	Bank of New York		28,936	30,000	187
912828-J2-7	US Treasury Bond 2.000% 02/15/25		08/24/2023	Bank of New York		4,780	5,000	3
912828-Z0-6	US Treasury Note 0.625% 05/15/30		03/31/2023	CitiGroup		653,128	800,000	1,920
91282C-EP-2	US Treasury Bond 2.875% 05/15/32		06/29/2023	CitiGroup		1,206,568	1,300,000	4,672
91282C-FV-8	US Treasury Bond 4.125% 11/15/32		02/06/2023	CitiGroup		1,145,766	1,100,000	10,529
91282C-GE-5	US Treasury Note 3.875% 01/15/26		05/22/2023	Bank of New York		308,692	310,000	4,248
91282C-HR-5	US Treasury Note 4.000% 07/31/30		08/03/2023	JP Morgan Chase		393,955	400,000	174
91282C-JJ-1	US Treasury Note 4.500% 11/15/33		12/18/2023	CitiGroup		939,836	900,000	3,783
0109999999 Subtotal - Bonds - U.S. Governments						8,020,920	8,274,674	38,770
13063D-YZ-5	CALIFORNIA ST GO Non Call 3.000% 11/01/31		11/17/2023	Wachovia Bank		682,816	800,000	1,333
0509999999 Subtotal - Bonds - U.S. States, Territories and Possessions						682,816	800,000	1,333
498531-UC-4	KLEIN TX INDEP SCH DIST GO Call 5.000% 08/01/40		06/28/2023	JP Morgan Chase		823,433	725,000	0
0709999999 Subtotal - Bonds - U.S. Political Subdivisions of States, Territories and Possessions						823,433	725,000	0
13077D-TL-6	CALIFORNIA ST UNIV REVENUE Rev Bond Call 4.900% 11/01/34		07/20/2023	Barclays Group Inc.		485,000	485,000	0
23503C-CC-9	DALLAS-FORT WORTH TX INTERMTI Rev Bond MW 4.892% 11/01/34		07/20/2023	Pershing		80,000	80,000	0
3132DM-YD-4	FHLMC Pool SD0612 MBS 2.500% 11/01/50		08/11/2023	JP Morgan Chase		435,637	513,931	535
3132DM-YD-1	FHLMC Pool SD0708 MBS 2.500% 02/01/51		08/11/2023	Pierpont Securities LLC		279,098	329,502	343
3132DP-2T-4	FHLMC Pool SD2586 MBS 5.500% 10/01/52		05/25/2023	JP Morgan Chase		588,849	584,647	2,680
3132EO-2M-3	FHLMC Pool SD4380 MBS 6.000% 11/01/53		12/15/2023	Mizuho Investor Sec Co		718,879	698,948	2,213
3133BM-QE-8	FHLMC Pool QF0453 MBS 4.500% 09/01/52		02/10/2023	JP Morgan Chase		1,084,610	1,102,176	1,929
3133C3-6T-8	FHLMC Pool QG3582 MBS 5.500% 06/01/53		06/29/2023	Pierpont Securities LLC		767,274	770,888	471
3133KR-5T-7	FHLMC Pool RA9858 MBS 6.000% 09/01/53		12/07/2023	Harris Nesbitt Corp		1,407,265	1,389,034	2,547
3140M5-U0-6	FINMA Pool BU4190 MBS 6.000% 10/01/53		12/19/2023	Merrill Lynch		607,685	592,141	2,072
3140Q0-3G-8	FINMA Pool CB5298 MBS 5.500% 12/01/52		06/26/2023	BNP Paribas Securities Corp		767,266	755,927	3,234
3140QR-CB-7	FINMA Pool CB5465 MBS 5.500% 01/01/53		02/10/2023	Morgan Stanley		898,979	884,604	1,622
3140QR-EJ-8	FINMA Pool CB5536 MBS 5.000% 01/01/53		02/10/2023	Harris Nesbitt Corp		856,283	860,856	1,674
3140QS-4K-4	FINMA Pool CB7125 MBS 6.000% 09/01/53		12/15/2023	Barclays Capital Inc		606,871	589,821	1,888
3140XG-FY-0	FINMA Pool FS1082 MBS 2.500% 03/01/52		12/22/2022	Nomura Securities		(28,061)	(32,196)	(193)
3140XJ-MN-0	FINMA Pool FS3064 MBS 3.000% 04/01/52		12/22/2022	Credit Suisse		(46,511)	(51,540)	(344)
575831-GZ-9	MASSACHUSETTS ST CLG BLDG AUTH Rev Bond Non Call 2.101% 05/01/33		02/10/2023	Morgan Stanley		1,011,541	1,260,000	7,574
64971X-7P-7	NEW YORK CITY NY TRANSITIONAL Rev Bond Call MW 4.700% 05/01/33		07/19/2023	Wachovia Bank		656,886	655,000	0
79766D-VE-6	SAN FRANCISCO CALIF CITY & CNTY Rev Bond Non Call 5.000% 05/01/30		02/16/2023	Merrill Lynch		2,211,300	2,000,000	0
88046K-FS-0	TENNESSEE HSG DEV AGY RSDL FIN Rev Bond Call 6.000% 01/01/54		06/28/2023	RBC Capital Markets		326,029	320,000	0
977123-Y6-9	WISCONSIN ST TRANSPRTN REVENUE Rev Bond MW 1.709% 07/01/32		02/02/2023	JP Morgan Chase		2,033,125	2,500,000	4,154
0909999999 Subtotal - Bonds - U.S. Special Revenues						15,748,005	16,288,739	32,379
010392-GB-8	ALABAMA POWER CO Corp Note Call MW 5.850% 11/15/33		12/18/2023	Barclays Group Inc.		535,065	500,000	3,331
025816-DC-0	AMERICAN EXPRESS CO Corp Note Call 4.900% 02/13/26		02/13/2023	Barclays Group Inc.		569,550	570,000	0
05609M-CC-7	BMO 2022-C1 Mortgage Trust BMO 2022-C1 A5 CMBS 3.375% 02/15/55		06/27/2023	Harris Nesbitt Corp		520,875	600,000	1,575
06051G-LE-7	BANK OF AMER CRP Corp Note Call MW 5.080% 01/20/27		01/17/2023	Merrill Lynch		600,000	600,000	0
07336D-AW-1	Barclays Commercial Mortgage S BBOCMS 2023-C20 A5 CMBS 5.576% 07/15/56		06/27/2023	Merrill Lynch		516,055	500,000	774
081925-AC-3	Benchmark Mortgage Trust BMARK 2023-B39 A4 CMBS 5.502% 07/15/55		06/28/2023	CitiGroup		505,000	500,000	1,299
185512-AB-6	CLECO SECURITIZATION I Corp Note Non Call 4.646% 09/01/42		06/27/2023	HILLTOP SECURITIES		621,400	651,000	9,914
210518-DU-7	CONSUMERS ENERGY CO Corp Note Call MW 4.625% 05/15/33		02/13/2023	Barclays Group Inc.		795,608	800,000	0
24422E-XB-0	JOHN DEERE CAPITAL CORP Corp Note Non Call 4.950% 07/14/28		07/11/2023	CitiGroup		659,017	660,000	0
26442U-AQ-7	DUKE ENERGY PROGRESS LLC Corp Note Call MW 5.250% 03/15/33		06/26/2023	Merrill Lynch		508,675	500,000	7,948
29736R-AS-9	ESTEE LAUDER CO INC Corp Note Call MW 4.375% 05/15/28		05/09/2023	JP Morgan Chase		389,598	390,000	0
32113C-BY-5	First National Master Note Tru FNMT 2023-2 A ABS 5.770% 09/17/29		09/28/2023	BNP Paribas Securities Corp		1,273,506	1,275,000	2,044
345350-AA-3	Ford Credit Auto Owner Trust/F FORDR 2023-1 A ABS 144A 4.850% 08/15/35		02/09/2023	JP Morgan Chase		649,980	650,000	0
42806M-CE-7	Hertz Vehicle Financing LLC HERTZ 2023-4A A ABS 144A 6.150% 03/25/30		08/21/2023	Various		1,146,656	1,146,000	0

E13

ANNUAL STATEMENT FOR THE YEAR 2023 OF THE UnitedHealthcare of New England, Inc.

SCHEDULE D - PART 3

Showing All Long-Term Bonds and Stocks ACQUIRED During Current Year

1 CUSIP Identification	2 Description	3 Foreign	4 Date Acquired	5 Name of Vendor	6 Number of Shares of Stock	7 Actual Cost	8 Par Value	9 Paid for Accrued Interest and Dividends
49177J-AK-8	KENVUE INC Corp Note Call MW 4.900% 03/22/33		10/17/2023	Tax Free Exchange		1,196,327	1,200,000	4,083
55261F-AR-5	M&T BANK CORPORATION Corp Note Call MW 5.053% 01/27/34		01/24/2023	Merrill Lynch		330,000	330,000	0
55361A-AU-8	MSWF Commercial Mortgage Trust MSWF 2023-2 A5 CMBS 6.014% 12/15/56		12/08/2023	Wachovia Bank		289,429	281,000	939
59217G-FP-9	MET LIFE GLOB FUNDING I Corp Note Non Call 144A 5.150% 03/28/33		11/17/2023	Sun Trust		959,990	1,000,000	7,582
61747Y-FA-8	MORGAN STANLEY Corp Note Call MW 5.123% 02/01/29		01/17/2023	Morgan Stanley		259,995	260,000	0
63743H-FH-0	NATIONAL RURAL UTIL COOP Corp Note Call MW 4.450% 03/13/26		02/02/2023	Bank of Nova Scotia		539,617	540,000	0
693475-BM-6	PNC FINANCIAL SERVICES Corp Note Call 5.068% 01/24/34		01/19/2023	PNC Bank		210,000	210,000	0
881943-AE-4	Tesla Electric Vehicle Trust TEVT 2023-1 A4 ABS 144A 5.380% 02/20/29		12/13/2023	Wachovia Bank		166,955	167,000	0
883556-DB-5	THERMO FISHER Corp Note Call MW 5.200% 01/31/34		11/28/2023	Wachovia Bank		149,769	150,000	0
60687Y-CT-4	MIZUHO FINANCIAL GROUP Corp Note Call 5.754% 05/27/34	D	12/18/2023	Mizuho Investor Sec Co		930,807	900,000	3,907
1109999999	Subtotal - Bonds - Industrial and Miscellaneous (Unaffiliated)					14,323,874	14,380,000	42,796
2509999997	Total - Bonds - Part 3					39,599,048	40,468,413	115,278
2509999998	Total - Bonds - Part 5					10,960,416	11,587,367	27,412
2509999999	Total - Bonds					50,559,464	52,055,780	142,690
4509999997	Total - Preferred Stocks - Part 3					0	XXX	0
4509999998	Total - Preferred Stocks - Part 5					0	XXX	0
4509999999	Total - Preferred Stocks					0	XXX	0
5989999997	Total - Common Stocks - Part 3					0	XXX	0
5989999998	Total - Common Stocks - Part 5					0	XXX	0
5989999999	Total - Common Stocks					0	XXX	0
5999999999	Total - Preferred and Common Stocks					0	XXX	0
6009999999	Totals					50,559,464	XXX	142,690

ANNUAL STATEMENT FOR THE YEAR 2023 OF THE UnitedHealthcare of New England, Inc.

SCHEDULE D - PART 4

Showing All Long-Term Bonds and Stocks SOLD, REDEEMED or Otherwise DISPOSED OF During Current Year

1	2	3	4	5	6	7	8	9	10	Change In Book/Adjusted Carrying Value					16	17	18	19	20	21
										11	12	13	14	15						
CUSIP Identification	Description	Foreign	Disposal Date	Name of Purchaser	Number of Shares of Stock	Con- sideration	Par Value	Actual Cost	Prior Year Book/ Adjusted Carrying Value	Unrealized Valuation Increase/ (Decrease)	Current Year's (Amor- tization)/ Accretion	Current Year's Other- Than- Temporary Impairment Recognized	Total Change in Book/ Adjusted Carrying Value (11+12-13)	Total Foreign Exchange Change in Book/ Adjusted Carrying Value	Book/ Adjusted Carrying Value at Disposal Date	Foreign Exchange Gain (Loss) on Disposal	Realized Gain (Loss) on Disposal	Total Gain (Loss) on Disposal	Bond Interest/ Stock Dividends Received During Year	Stated Contractual Maturity Date
361790-JS-1	GNMA Pool MA2073 MBS 3.500% 07/20/44		12/01/2023	Paydown		42,651	42,651	44,577	44,438	0	(1,787)	0	(1,787)	0	42,651	0	0	0	796	07/20/2044
361791-2Y-3	GNMA Pool MA7991 MBS 4.500% 04/20/52		12/01/2023	Paydown		85,118	85,118	87,658	87,630	0	(2,512)	0	(2,512)	0	85,118	0	0	0	2,238	04/20/2052
361791-JU-3	GNMA Pool MA7475 MBS 4.000% 07/20/51		12/01/2023	Paydown		27,037	27,037	28,087	28,070	0	(1,032)	0	(1,032)	0	27,037	0	0	0	575	07/20/2051
3622A2-Z8-8	GNMA Pool 784367 MBS 4.000% 03/15/44		12/01/2023	Paydown		60,958	60,958	64,759	64,465	0	(3,507)	0	(3,507)	0	60,958	0	0	0	1,365	03/15/2044
	GNMA GNR 2022-10 UH RMBS 2.500% 12/20/51																			
38383G-AV-3			12/01/2023	Paydown		69,237	69,237	69,799	69,599	0	(362)	0	(362)	0	69,237	0	0	0	1,001	12/20/2051
912828-VB-3	US Treasury Note 1.750% 05/15/23		05/15/2023	Maturity		2,200,000	2,200,000	2,263,938	2,212,936	0	(12,936)	0	(12,936)	0	2,200,000	0	0	0	19,250	05/15/2023
010999999. Subtotal - Bonds - U.S. Governments						2,485,001	2,485,001	2,558,818	2,507,138	0	(22,136)	0	(22,136)	0	2,485,001	0	0	0	25,225	XXX
3128MJ-UX-6	FHLMC Pool G08597 MBS 3.500% 07/01/44		12/01/2023	Paydown		10,159	10,159	10,410	10,379	0	(220)	0	(220)	0	10,159	0	0	0	188	07/01/2044
3128MM-K2-8	FHLMC Pool G18312 MBS 4.000% 06/01/24		12/01/2023	Paydown		18,231	18,231	19,473	18,499	0	(268)	0	(268)	0	18,231	0	0	0	367	06/01/2024
31329N-GA-0	FHLMC Pool ZA4693 MBS 3.500% 07/01/46		12/01/2023	Paydown		24,163	24,163	25,435	25,367	0	(1,204)	0	(1,204)	0	24,163	0	0	0	491	07/01/2046
31329Q-5Q-0	FHLMC Pool ZA7155 MBS 4.000% 06/01/49		12/01/2023	Paydown		30,200	30,200	31,526	31,493	0	(1,293)	0	(1,293)	0	30,200	0	0	0	623	06/01/2049
31329Q-WI-7	FHLMC Pool ZA6945 MBS 4.000% 05/01/49		12/01/2023	Paydown		16,412	16,412	17,129	17,062	0	(650)	0	(650)	0	16,412	0	0	0	378	05/01/2049
3132AA-M7-6	FHLMC Pool ZS9382 MBS 3.000% 09/01/43		12/01/2023	Paydown		163,795	163,795	177,973	177,158	0	(13,364)	0	(13,364)	0	163,795	0	0	0	2,681	09/01/2043
3132AC-SX-9	FHLMC Pool ZT0534 MBS 3.500% 12/01/47		12/01/2023	Paydown		48,289	48,289	52,657	52,514	0	(4,226)	0	(4,226)	0	48,289	0	0	0	900	12/01/2047
3132AD-ME-5	FHLMC Pool ZT1257 MBS 3.000% 01/01/46		12/01/2023	Paydown		80,279	80,279	87,598	87,233	0	(6,954)	0	(6,954)	0	80,279	0	0	0	1,279	01/01/2046
3132AD-TZ-1	FHLMC Pool ZT1468 MBS 3.000% 11/01/46		12/01/2023	Paydown		58,538	58,538	63,798	63,582	0	(5,043)	0	(5,043)	0	58,538	0	0	0	912	11/01/2046
3132DM-RT-4	FHLMC Pool SD0498 MBS 3.000% 06/01/44		12/01/2023	Paydown		66,208	66,208	72,017	71,727	0	(5,518)	0	(5,518)	0	66,208	0	0	0	1,096	06/01/2044
3132DN-Q4-8	FHLMC Pool SD1375 MBS 3.000% 06/01/52		12/01/2023	Paydown		81,599	81,599	72,594	72,614	0	8,985	0	8,985	0	81,599	0	0	0	1,239	06/01/2052
3132H4-CQ-2	FHLMC Pool U90979 MBS 3.500% 07/01/42		12/01/2023	Paydown		58,767	58,767	60,967	60,734	0	(1,966)	0	(1,966)	0	58,767	0	0	0	1,206	07/01/2042
3132H7-DU-5	FHLMC Pool U99114 MBS 3.500% 02/01/44		12/01/2023	Paydown		70,419	70,419	73,060	72,885	0	(2,466)	0	(2,466)	0	70,419	0	0	0	1,290	02/01/2044
3132L8-SW-8	FHLMC Pool V83233 MBS 4.000% 06/01/47		12/01/2023	Paydown		9,986	9,986	10,312	10,289	0	(303)	0	(303)	0	9,986	0	0	0	194	06/01/2047
3132L9-Y8-2	FHLMC Pool V84335 MBS 4.500% 06/01/48		12/01/2023	Paydown		7,313	7,313	7,535	7,532	0	(219)	0	(219)	0	7,313	0	0	0	130	06/01/2048
31335A-SZ-7	FHLMC Pool G60864 MBS 3.000% 02/01/47		12/01/2023	Paydown		29,919	29,919	32,084	31,988	0	(2,069)	0	(2,069)	0	29,919	0	0	0	495	02/01/2047
31335A-U5-5	FHLMC Pool G60604 MBS 3.500% 10/01/45		12/01/2023	Paydown		15,118	15,118	15,620	15,572	0	(454)	0	(454)	0	15,118	0	0	0	298	10/01/2045
31335A-WT-1	FHLMC Pool G60658 MBS 3.500% 07/01/46		12/01/2023	Paydown		34,783	34,783	38,609	38,462	0	(3,679)	0	(3,679)	0	34,783	0	0	0	653	07/01/2046
31335A-WU-8	FHLMC Pool G60659 MBS 3.500% 08/01/46		12/01/2023	Paydown		13,859	13,859	13,948	13,940	0	(81)	0	(81)	0	13,859	0	0	0	256	08/01/2046
31335B-C9-5	FHLMC Pool G60996 MBS 3.500% 05/01/47		12/01/2023	Paydown		60,466	60,466	62,757	62,563	0	(2,097)	0	(2,097)	0	60,466	0	0	0	1,112	05/01/2047
31335B-DF-0	FHLMC Pool G61002 MBS 4.000% 05/01/47		12/01/2023	Paydown		51,452	51,452	54,680	54,534	0	(3,082)	0	(3,082)	0	51,452	0	0	0	1,203	05/01/2047
3133AX-X6-4	FHLMC Pool QD1601 MBS 2.500% 12/01/51		12/01/2023	Paydown		62,104	62,104	63,923	63,874	0	(1,771)	0	(1,771)	0	62,104	0	0	0	1,020	12/01/2051
3133BM-Q3-2	FHLMC Pool QF0474 MBS 5.500% 09/01/52		06/15/2023	JP Morgan Chase		590,950	588,170	580,818	580,833	0	40	0	40	0	580,873	0	10,077	10,077	17,972	09/01/2052
3133BM-Q3-2	FHLMC Pool QF0474 MBS 5.500% 09/01/52		06/01/2023	Paydown		9,145	9,145	9,031	9,031	0	114	0	114	0	9,145	0	0	0	149	09/01/2052
3133KL-A7-2	FHLMC Pool RA4530 MBS 2.500% 02/01/51		12/01/2023	Paydown		31,007	31,007	32,363	32,310	0	(1,303)	0	(1,303)	0	31,007	0	0	0	422	02/01/2051
	FNMA FNR 2013-36 AG RMBS 3.000% 12/25/36																			
3136AD-EF-2			01/01/2023	Paydown		93	93	98	93	0	0	0	0	0	93	0	0	0	0	12/25/2036
3138A5-ZL-9	FNMA Pool AH4346 MBS 3.500% 02/01/26		12/01/2023	Paydown		27,081	27,081	28,375	27,415	0	(335)	0	(335)	0	27,081	0	0	0	503	02/01/2026
3138A6-AK-6	FNMA Pool AH4509 MBS 3.500% 01/01/26		12/01/2023	Paydown		58,886	58,886	59,544	58,948	0	(62)	0	(62)	0	58,886	0	0	0	1,022	01/01/2026
3138AW-NM-1	FNMA Pool AJ4895 MBS 4.000% 01/01/42		12/01/2023	Paydown		46,043	46,043	48,737	48,444	0	(2,401)	0	(2,401)	0	46,043	0	0	0	901	01/01/2042
3138EO-RK-7	FNMA Pool AJ7689 MBS 4.000% 12/01/41		12/01/2023	Paydown		27,036	27,036	28,201	28,004	0	(968)	0	(968)	0	27,036	0	0	0	579	12/01/2041
3138E5-G4-4	FNMA Pool AK1118 MBS 3.500% 02/01/42		12/01/2023	Paydown		37,415	37,415	39,350	39,110	0	(1,696)	0	(1,696)	0	37,415	0	0	0	802	02/01/2042
3138EH-BN-1	FNMA Pool AL0944 MBS 3.000% 11/01/26		12/01/2023	Paydown		56,558	56,558	58,683	57,302	0	(744)	0	(744)	0	56,558	0	0	0	901	11/01/2026
3138EJ-XZ-6	FNMA Pool AL2495 MBS 4.000% 03/01/42		12/01/2023	Paydown		16,076	16,076	17,116	16,986	0	(909)	0	(909)	0	16,076	0	0	0	327	03/01/2042
3138EK-ZD-6	FNMA Pool AL3471 MBS 4.000% 12/01/42		12/01/2023	Paydown		25,124	25,124	26,717	26,368	0	(1,244)	0	(1,244)	0	25,124	0	0	0	651	12/01/2042
3138EQ-FH-0	FNMA Pool AL7367 MBS 4.500% 01/01/42		12/01/2023	Paydown		11,978	11,978	12,979	12,796	0	(818)	0	(818)	0	11,978	0	0	0	249	01/01/2042
3138EQ-KY-7	FNMA Pool AL7510 MBS 3.500% 10/01/45		12/01/2023	Paydown		67,320	67,320	73,574	73,291	0	(5,971)	0	(5,971)	0	67,320	0	0	0	1,332	10/01/2045
3138EQ-RU-8	FNMA Pool AL7698 MBS 3.500% 11/01/45		12/01/2023	Paydown		71,881	71,881	78,737	78,450	0	(6,569)	0	(6,569)	0	71,881	0	0	0	1,297	11/01/2045
3138ER-2F-6	FNMA Pool AL9773 MBS 3.000% 01/01/47		12/01/2023	Paydown		30,432	30,432	30,600	30,582	0	(151)	0	(151)	0	30,432	0	0	0	483	01/01/2047
3138ER-NX-4	FNMA Pool AL9405 MBS 3.500% 06/01/44		12/01/2023	Paydown		22,978	22,978	24,163	24,083	0	(1,105)	0	(1,105)	0	22,978	0	0	0	424	06/01/2044
3138ER-R4-4	FNMA Pool AL9506 MBS 3.000% 11/01/46		12/01/2023	Paydown		17,438	17,438	17,259	17,281	0	158	0	158	0	17,438	0	0	0	220	11/01/2046

E14

ANNUAL STATEMENT FOR THE YEAR 2023 OF THE UnitedHealthcare of New England, Inc.

SCHEDULE D - PART 4

Showing All Long-Term Bonds and Stocks SOLD, REDEEMED or Otherwise DISPOSED OF During Current Year

1	2	3	4	5	6	7	8	9	10	Change In Book/Adjusted Carrying Value					16	17	18	19	20	21
										11	12	13	14	15						
CUSIP Identification	Description	Foreign	Disposal Date	Name of Purchaser	Number of Shares of Stock	Con- sideration	Par Value	Actual Cost	Prior Year Book/ Adjusted Carrying Value	Unrealized Valuation Increase/ (Decrease)	Current Year's (Amor- tization)/ Accretion	Current Year's Other- Than- Temporary Impairment Recognized	Total Change in Book/ Adjusted Carrying Value (11+12-13)	Total Foreign Exchange Change in Book/ Adjusted Carrying Value	Book/ Adjusted Carrying Value at Disposal Date	Foreign Exchange Gain (Loss) on Disposal	Realized Gain (Loss) on Disposal	Total Gain (Loss) on Disposal	Bond Interest/ Stock Dividends Received During Year	Stated Contractual Maturity Date
3138ER-TY-6	FNMA Pool AL9566 MBS 3.500% 06/01/46		12/01/2023	Paydown		36,743	36,743	40,383	40,238	0	(3,495)	0	(3,495)	0	36,743	0	0	0	696	06/01/2046
3138MK-4P-8	FNMA Pool A04429 MBS 3.500% 11/01/42		12/01/2023	Paydown		5,963	5,963	6,270	6,238	0	(274)	0	(274)	0	5,963	0	0	0	138	11/01/2042
3138WA-GA-9	FNMA Pool AS1092 MBS 4.000% 11/01/43		12/01/2023	Paydown		49,289	49,289	52,300	52,104	0	(2,815)	0	(2,815)	0	49,289	0	0	0	908	11/01/2043
3138WH-KJ-0	FNMA Pool AS7496 MBS 3.000% 07/01/46		12/01/2023	Paydown		36,440	36,440	36,301	36,308	0	132	0	132	0	36,440	0	0	0	628	07/01/2046
3138WH-LN-0	FNMA Pool AS7532 MBS 3.000% 07/01/46		12/01/2023	Paydown		44,699	44,699	44,527	44,535	0	164	0	164	0	44,699	0	0	0	780	07/01/2046
3138X0-MT-2	FNMA Pool AU1269 MBS 3.000% 07/01/28		12/01/2023	Paydown		63,287	63,287	65,023	64,213	0	(926)	0	(926)	0	63,287	0	0	0	963	07/01/2028
3138XT-AS-4	FNMA Pool AIW3616 MBS 4.000% 06/01/44		12/01/2023	Paydown		45,277	45,277	48,029	47,851	0	(2,574)	0	(2,574)	0	45,277	0	0	0	960	06/01/2044
3138Y1-7A-7	FNMA Pool AX0888 MBS 4.000% 10/01/44		12/01/2023	Paydown		16,990	16,990	18,028	17,924	0	(934)	0	(934)	0	16,990	0	0	0	331	10/01/2044
3138YV-6F-1	FNMA Pool AZ4469 MBS 3.500% 08/01/45		12/01/2023	Paydown		23,411	23,411	24,245	24,181	0	(770)	0	(770)	0	23,411	0	0	0	559	08/01/2045
3140F0-JG-0	FNMA Pool BC4762 MBS 3.500% 10/01/46		12/01/2023	Paydown		31,756	31,756	35,195	35,066	0	(3,310)	0	(3,310)	0	31,756	0	0	0	612	10/01/2046
3140FB-EF-3	FNMA Pool BD3733 MBS 3.500% 08/01/46		12/01/2023	Paydown		5,203	5,203	5,491	5,438	0	(235)	0	(235)	0	5,203	0	0	0	99	08/01/2046
3140FE-5W-0	FNMA Pool BD7160 MBS 4.000% 04/01/47		12/01/2023	Paydown		27,183	27,183	29,667	29,554	0	(2,371)	0	(2,371)	0	27,183	0	0	0	625	04/01/2047
3140FX-GJ-5	FNMA Pool BF0200 MBS 3.500% 11/01/51		12/01/2023	Paydown		35,561	35,561	37,227	37,163	0	(1,602)	0	(1,602)	0	35,561	0	0	0	647	11/01/2051
3140FX-L7-5	FNMA Pool BF0349 MBS 4.500% 11/01/41		12/01/2023	Paydown		47,254	47,254	51,403	51,019	0	(3,765)	0	(3,765)	0	47,254	0	0	0	1,297	11/01/2041
3140J6-CK-1	FNMA Pool BM1873 MBS 3.500% 09/01/47		12/01/2023	Paydown		20,977	20,977	20,869	20,872	0	105	0	105	0	20,977	0	0	0	461	09/01/2047
3140J7-2D-6	FNMA Pool BM3471 MBS 3.500% 01/01/48		12/01/2023	Paydown		24,384	24,384	26,497	26,428	0	(2,044)	0	(2,044)	0	24,384	0	0	0	522	01/01/2048
3140J7-6D-2	FNMA Pool BM3567 MBS 4.000% 09/01/47		12/01/2023	Paydown		23,672	23,672	24,229	24,196	0	(523)	0	(523)	0	23,672	0	0	0	471	09/01/2047
3140J7-JN-3	FNMA Pool BM3288 MBS 3.500% 12/01/46		12/01/2023	Paydown		33,310	33,310	36,381	36,278	0	(2,968)	0	(2,968)	0	33,310	0	0	0	693	12/01/2046
3140J8-A7-8	FNMA Pool BM3629 MBS 3.500% 03/01/48		12/01/2023	Paydown		40,116	40,116	42,279	42,193	0	(2,077)	0	(2,077)	0	40,116	0	0	0	801	03/01/2048
3140J8-BR-3	FNMA Pool BM3647 MBS 4.500% 02/01/47		12/01/2023	Paydown		22,812	22,812	23,963	23,895	0	(1,084)	0	(1,084)	0	22,812	0	0	0	556	02/01/2047
3140J9-5G-2	FNMA Pool BM5346 MBS 3.500% 12/01/46		12/01/2023	Paydown		57,124	57,124	62,123	61,946	0	(4,822)	0	(4,822)	0	57,124	0	0	0	1,086	12/01/2046
3140J9-L6-6	FNMA Pool BM4948 MBS 4.000% 12/01/43		12/01/2023	Paydown		60,640	60,640	64,667	64,398	0	(3,758)	0	(3,758)	0	60,640	0	0	0	1,286	12/01/2043
3140J9-LN-9	FNMA Pool BM4832 MBS 3.000% 12/01/47		12/01/2023	Paydown		60,029	60,029	65,244	65,087	0	(5,058)	0	(5,058)	0	60,029	0	0	0	1,028	12/01/2047
3140J9-VV-0	FNMA Pool BM5127 MBS 3.500% 03/01/47		12/01/2023	Paydown		80,163	80,163	87,755	87,472	0	(7,309)	0	(7,309)	0	80,163	0	0	0	1,424	03/01/2047
3140JA-PII-2	FNMA Pool BM5836 MBS 3.000% 09/01/46		12/01/2023	Paydown		91,280	91,280	92,892	92,800	0	(1,520)	0	(1,520)	0	91,280	0	0	0	1,472	09/01/2046
3140M1-F2-5	FNMA Pool BU0184 MBS 2.000% 10/01/51		12/01/2023	Paydown		49,498	49,498	49,692	49,685	0	(187)	0	(187)	0	49,498	0	0	0	703	10/01/2051
3140MF-Z4-8	FNMA Pool BV2562 MBS 4.500% 07/01/52		12/01/2023	Paydown		27,671	27,671	27,664	27,663	0	8	0	8	0	27,671	0	0	0	537	07/01/2052
3140MR-3K-1	FNMA Pool BW0801 MBS 5.000% 09/01/52		12/01/2023	Paydown		41,275	41,275	41,927	41,920	0	(645)	0	(645)	0	41,275	0	0	0	1,158	09/01/2052
3140Q8-WW-1	FNMA Pool CA1560 MBS 4.500% 04/01/48		12/01/2023	Paydown		42,746	42,746	44,837	44,743	0	(1,996)	0	(1,996)	0	42,746	0	0	0	933	04/01/2048
3140QL-YS-9	FNMA Pool CB1620 MBS 2.000% 09/01/51		12/01/2023	Paydown		43,065	43,065	43,199	43,194	0	(129)	0	(129)	0	43,065	0	0	0	501	09/01/2051
3140QM-KC-7	FNMA Pool CB2090 MBS 2.500% 11/01/51		12/01/2023	Paydown		41,670	41,670	42,775	42,742	0	(1,072)	0	(1,072)	0	41,670	0	0	0	640	11/01/2051
3140QM-RG-1	FNMA Pool CB2286 MBS 2.500% 12/01/51		06/15/2023	JP Morgan Chase		544,332	632,197	519,241	519,834	0	670	0	670	0	520,503	0	23,828	23,828	8,780	12/01/2051
3140QM-RG-1	FNMA Pool CB2286 MBS 2.500% 12/01/51		06/01/2023	Paydown		19,346	19,346	15,890	15,908	0	3,439	0	3,439	0	19,346	0	0	0	141	12/01/2051
3140QN-B6-8	FNMA Pool CB2760 MBS 3.500% 02/01/52		12/01/2023	Paydown		36,038	36,038	37,389	37,365	0	(1,327)	0	(1,327)	0	36,038	0	0	0	733	02/01/2052
3140QP-3M-7	FNMA Pool CB4403 MBS 5.000% 08/01/52		12/01/2023	Paydown		26,102	26,102	26,307	26,304	0	(202)	0	(202)	0	26,102	0	0	0	720	08/01/2052
3140QQ-LR-4	FNMA Pool CB4835 MBS 5.000% 10/01/52		12/01/2023	Paydown		15,276	15,276	15,047	15,048	0	228	0	228	0	15,276	0	0	0	387	10/01/2052
3140X4-F5-0	FNMA Pool FIM1087 MBS 3.500% 06/01/47		12/01/2023	Paydown		31,308	31,308	34,536	34,409	0	(3,101)	0	(3,101)	0	31,308	0	0	0	569	06/01/2047
3140X4-YS-9	FNMA Pool FIM1620 MBS 4.000% 09/01/46		12/01/2023	Paydown		28,860	28,860	30,929	30,833	0	(1,973)	0	(1,973)	0	28,860	0	0	0	613	09/01/2046
3140X6-RR-4	FNMA Pool FIM3195 MBS 3.500% 11/01/45		12/01/2023	Paydown		32,911	32,911	36,444	36,268	0	(3,358)	0	(3,358)	0	32,911	0	0	0	619	11/01/2045
3140X7-BJ-7	FNMA Pool FIM3640 MBS 4.000% 12/01/47		12/01/2023	Paydown		25,206	25,206	27,400	27,320	0	(2,114)	0	(2,114)	0	25,206	0	0	0	446	12/01/2047
3140X7-P9-4	FNMA Pool FIM4047 MBS 3.500% 09/01/46		12/01/2023	Paydown		69,863	69,863	77,068	76,789	0	(6,926)	0	(6,926)	0	69,863	0	0	0	1,386	09/01/2046
3140X8-P3-5	FNMA Pool FIM4941 MBS 3.000% 02/01/47		12/01/2023	Paydown		23,230	23,230	24,783	24,710	0	(1,480)	0	(1,480)	0	23,230	0	0	0	374	02/01/2047
3140XG-BP-3	FNMA Pool FFS094 MBS 4.000% 03/01/52		12/01/2023	Paydown		118,273	118,273	121,082	121,048	0	(2,775)	0	(2,775)	0	118,273	0	0	0	2,303	03/01/2052
3140XG-JV-2	FNMA Pool FS1175 MBS 3.500% 03/01/52		12/01/2023	Paydown		28,737	28,737	29,145	29,135	0	(398)	0	(398)	0	28,737	0	0	0	329	03/01/2052
3140XH-WR-4	FNMA Pool FS2455 MBS 4.000% 07/01/52		12/01/2023	Paydown		34,263	34,263	33,941	33,944	0	319	0	319	0	34,263	0	0	0	810	07/01/2052
31410L-C5-9	FNMA Pool 890292 MBS 4.500% 01/01/41		12/01/2023	Paydown		8,399	8,399	9,096	8,985	0	(587)	0	(587)	0	8,399	0	0	0	195	01/01/2041
31410L-WR-9	FNMA Pool 890856 MBS 3.500% 01/01/47		12/01/2023	Paydown		26,289	26,289	27,665	27,584	0	(1,294)	0	(1,294)	0	26,289	0	0	0	489	01/01/2047
31416W-T3-6	FNMA Pool AB1469 MBS 4.500% 09/01/40		12/01/2023	Paydown		6,472	6,472	7,066	7,016	0	(543)	0	(543)	0	6,472	0	0	0	128	09/01/2040
31416W-ZW-5	FNMA Pool AB1656 MBS 4.000% 10/01/40		12/01/2023	Paydown		13,904	13,904	14,763	14,627	0	(722)	0	(722)	0	13,904	0	0	0	311	10/01/2040

ANNUAL STATEMENT FOR THE YEAR 2023 OF THE UnitedHealthcare of New England, Inc.

SCHEDULE D - PART 4

Showing All Long-Term Bonds and Stocks SOLD, REDEEMED or Otherwise DISPOSED OF During Current Year

1	2	3	4	5	6	7	8	9	10	Change In Book/Adjusted Carrying Value					16	17	18	19	20	21
										11	12	13	14	15						
CUSIP Identification	Description	Foreign	Disposal Date	Name of Purchaser	Number of Shares of Stock	Consideration	Par Value	Actual Cost	Prior Year Book/ Adjusted Carrying Value	Unrealized Valuation Increase/ (Decrease)	Current Year's (Amortization)/ Accretion	Current Year's Other-Than-Temporary Impairment Recognized	Total Change in Book/ Adjusted Carrying Value (11+12-13)	Total Foreign Exchange Change in Book/ Adjusted Carrying Value	Book/ Adjusted Carrying Value at Disposal Date	Foreign Exchange Gain (Loss) on Disposal	Realized Gain (Loss) on Disposal	Total Gain (Loss) on Disposal	Bond Interest/ Stock Dividends Received During Year	Stated Contractual Maturity Date
31417A-P6-0	FNMA Pool AB4044 MBS 3.500% 12/01/41		12/01/2023	Paydown		96,764	96,764	100,756	100,432	0	(3,668)	0	(3,668)	0	96,764	0	0	0	1,947	12/01/2041
31417B-HL-4	FNMA Pool AB4734 MBS 3.000% 03/01/27		12/01/2023	Paydown		75,139	75,139	78,567	76,472	0	(1,333)	0	(1,333)	0	75,139	0	0	0	1,080	03/01/2027
31418E-BT-6	FNMA Pool NA4549 MBS 3.000% 02/01/52		12/01/2023	Paydown		40,083	40,083	41,323	41,297	0	(1,214)	0	(1,214)	0	40,083	0	0	0	677	02/01/2052
31418P-S7-1	FNMA Pool AD2341 MBS 4.500% 03/01/40		12/01/2023	Paydown		6,749	6,749	7,223	7,142	0	(394)	0	(394)	0	6,749	0	0	0	151	03/01/2040
31419A-UB-8	FNMA Pool AE0606 MBS 4.000% 11/01/40		12/01/2023	Paydown		29,990	29,990	31,921	31,680	0	(1,690)	0	(1,690)	0	29,990	0	0	0	646	11/01/2040
31419B-PY-5	FNMA Pool AE1338 MBS 3.500% 08/01/25		12/01/2023	Paydown		10,570	10,570	10,669	10,582	0	(12)	0	(12)	0	10,570	0	0	0	196	08/01/2025
31419D-B5-9	FNMA Pool AE2759 MBS 3.500% 08/01/26		12/01/2023	Paydown		7,258	7,258	7,449	7,345	0	(86)	0	(86)	0	7,258	0	0	0	141	08/01/2026
54627R-AL-4	LOUISIANA ST LOCAL GOVT ENVRM Rev Bond Sink 3.615% 02/01/29		08/01/2023	Paydown		329,166	329,166	329,166	329,166	0	0	0	0	0	329,166	0	0	0	11,326	02/01/2029
546510-FQ-6	LOUISIANA ST OFF Rev Bond Non Call 1.650% 09/01/33		12/01/2023	Call	100.0000	280,000	280,000	280,000	280,000	0	0	0	0	0	280,000	0	0	0	4,620	09/01/2033
59447T-QB-2	MICHIGAN ST FIN Rev Bond Non Call 5.000% 12/01/23		12/01/2023	Maturity		110,000	110,000	128,273	112,955	0	(2,955)	0	(2,955)	0	110,000	0	0	0	5,500	12/01/2023
65000B-NV-6	NEW YORK ST DORM AUTH REVENUES Rev Bond Cont Call 5.000% 10/01/34		06/21/2023	CitiGroup		2,019,735	1,785,000	1,940,027	1,931,312	0	(7,522)	0	(7,522)	0	1,923,790	0	95,945	95,945	91,011	10/01/2034
709223-7L-9	PENNSYLVANIA ST Rev Bond Cont Call 5.500% 12/01/31		12/01/2023	Call	100.0000	1,055,000	1,055,000	1,265,789	1,081,502	0	(26,502)	0	(26,502)	0	1,055,000	0	0	0	58,025	12/01/2031
915115-5V-7	UNIV OF TEXAS TX Rev Bond Non Call 5.000% 07/01/23		07/01/2023	Maturity		800,000	800,000	940,504	813,169	0	(13,169)	0	(13,169)	0	800,000	0	0	0	40,000	07/01/2023
927793-C9-8	VIRGINIA ST CMWL Rev Bond Non Call 5.000% 05/15/23		05/15/2023	Maturity		170,000	170,000	196,540	171,900	0	(1,900)	0	(1,900)	0	170,000	0	0	0	4,250	05/15/2023
0909999999. Subtotal - Bonds - U.S. Special Revenues						9,508,251	9,358,601	9,967,531	9,590,753	0	(212,349)	0	(212,349)	0	9,378,400	0	129,850	129,850	308,663	XXX
00138C-AM-0	AIG GLOBAL FUNDI Corp Note Non Call 144A 0.800% 07/07/23		07/07/2023	Maturity		405,000	405,000	404,688	404,946	0	54	0	54	0	405,000	0	0	0	3,240	07/07/2023
00138C-AQ-1	AIG GLOBAL FUNDI Corp Note Non Call 144A 0.450% 12/08/23		12/08/2023	Maturity		1,000,000	1,000,000	998,900	999,656	0	344	0	344	0	1,000,000	0	0	0	4,500	12/08/2023
02007R-AC-3	Ally Auto Receiv ALLYA 2019-3 A3 ABS 1.930% 05/15/24		02/15/2023	Paydown		29,832	29,832	29,831	29,830	0	2	0	2	0	29,832	0	0	0	60	05/15/2024
06406R-AM-9	BANK OF NY MELLON CORP Corp Note Call MW 1.850% 01/27/23		01/27/2023	Maturity		2,000,000	2,000,000	1,998,600	1,999,966	0	34	0	34	0	2,000,000	0	0	0	18,500	01/27/2023
06406R-AP-2	BANK OF NY MELLON CORP Corp Note Call 0.350% 12/07/23		12/07/2023	Maturity		1,000,000	1,000,000	998,930	999,667	0	333	0	333	0	1,000,000	0	0	0	3,500	12/07/2023
08161C-AB-7	BENCHMARK MORTGA BMARK 2018-B2 A2 CMBS 3.662% 02/15/51		11/01/2023	Paydown		145,707	145,707	150,078	146,269	0	(562)	0	(562)	0	145,707	0	0	0	2,034	02/15/2051
09661R-AD-3	BMW Vehicle Owner Trust BMWOT 2020-A A3 ABS CFRE Commercial CFRE 2016-C4 AHR CMBS 0.480% 10/25/24		08/25/2023	Paydown		34,933	34,933	34,930	34,933	0	1	0	1	0	34,933	0	0	0	58	10/25/2024
12531Y-AP-3	Credit Suisse CSNC 2020-NET A CMBS 144A 3.121% 05/10/58		12/01/2023	Paydown		16,259	16,259	15,758	16,155	0	104	0	104	0	16,259	0	0	0	276	05/10/2058
12643B-AA-8	CarMax Auto Owne CARMX 2021-1 A3 ABS 2.257% 08/15/37		12/01/2023	Paydown		2,185	2,185	2,251	2,219	0	(34)	0	(34)	0	2,185	0	0	0	41	08/15/2037
14316N-AC-3	Carvana Auto Rec CRVNA 2020-P1 A4 ABS 0.340% 12/15/25		12/15/2023	Paydown		82,490	82,490	82,474	82,486	0	5	0	5	0	82,490	0	0	0	147	12/15/2025
14687A-AP-3	CATERPILLAR FINL SERVICE Corp Note MW 0.610% 10/08/26		12/08/2023	Paydown		30,495	30,495	30,485	30,491	0	4	0	4	0	30,495	0	0	0	164	10/08/2026
14913R-2D-8	CITIGROUP COMMER CGCMT 2016-GC37 AAB CMBS 0.650% 07/07/23		07/07/2023	Maturity		600,000	600,000	599,664	599,942	0	58	0	58	0	600,000	0	0	0	3,900	07/07/2023
17290X-AU-4	CONSUMERS ENERGY CO Corp Note Call MW 3.098% 04/10/49		12/01/2023	Paydown		158,901	158,901	163,661	159,563	0	(662)	0	(662)	0	158,901	0	0	0	2,681	04/10/2049
210518-DM-5	DELMARVA PR & LT Corp Note Call MW 3.500% 06/01/23		06/01/2023	Maturity		135,000	135,000	134,954	134,992	0	8	0	8	0	135,000	0	0	0	236	06/01/2023
247109-BS-9	GS MORTGAGE SECU GSMS 2014-GC20 A5 CMBS 11/15/23		11/15/2023	Maturity		395,000	395,000	394,834	394,983	0	17	0	17	0	395,000	0	0	0	13,825	11/15/2023
36252W-AX-6	3.998% 04/10/47		12/01/2023	Paydown		385,073	385,073	408,629	388,706	0	(3,633)	0	(3,633)	0	385,073	0	0	0	15,304	04/10/2047

ANNUAL STATEMENT FOR THE YEAR 2023 OF THE UnitedHealthcare of New England, Inc.

SCHEDULE D - PART 4

Showing All Long-Term Bonds and Stocks SOLD, REDEEMED or Otherwise DISPOSED OF During Current Year

1	2	3	4	5	6	7	8	9	10	Change In Book/Adjusted Carrying Value					16	17	18	19	20	21
										11	12	13	14	15						
CUSIP Identification	Description	Foreign	Disposal Date	Name of Purchaser	Number of Shares of Stock	Consideration	Par Value	Actual Cost	Prior Year Book/ Adjusted Carrying Value	Unrealized Valuation Increase/ (Decrease)	Current Year's (Amortization)/ Accretion	Current Year's Other-Than-Temporary Impairment Recognized	Total Change in Book/ Adjusted Carrying Value (11+12-13)	Total Foreign Exchange Change in Book/ Adjusted Carrying Value	Book/ Adjusted Carrying Value at Disposal Date	Foreign Exchange Gain (Loss) on Disposal	Realized Gain (Loss) on Disposal	Total Gain (Loss) on Disposal	Bond Interest/ Stock Dividends Received During Year	Stated Contractual Maturity Date
369550-AW-8	GENERAL DYNAMICS CORP Note MW Call 1.875% 08/15/23		08/15/2023	Maturity		395,000	395,000	392,298	394,745	0	255	0	255	0	395,000	0	0	0	7,406	08/15/2023
381416-RD-8	GOLDMAN SACHS GROUP INC Corp Note Non Call 3.625% 01/22/23		01/22/2023	Maturity		280,000	280,000	279,115	279,994	0	6	0	6	0	280,000	0	0	0	5,075	01/22/2023
46590J-AT-4	JPMBB COMMERCIAL JPMBB 2015-C32 A2 CMBS 2.816% 11/15/48		04/01/2023	Paydown		947	947	975	946	0	1	0	1	0	947	0	0	0	7	11/15/2048
46590T-AD-7	JPMBB COMMERCIAL JPMBB 2017-C5 A4 CMBS 3.414% 03/15/50		10/01/2023	Paydown		31,099	31,099	31,410	31,176	0	(76)	0	(76)	0	31,099	0	0	0	885	03/15/2050
46639N-AP-6	JPMBB COMMERCIAL JPMBB 2013-C12 A4 CMBS 3.363% 07/15/45		02/01/2023	Paydown		47,775	47,775	48,252	47,718	0	57	0	57	0	47,775	0	0	0	254	07/15/2045
46642C-BH-2	JP MORGAN CHASE JPMCC 2014-C20 A4A1 CMBS 3.538% 07/15/47		12/01/2023	Paydown		345,094	345,094	363,588	346,479	0	(1,385)	0	(1,385)	0	345,094	0	0	0	4,535	07/15/2047
49327M-3A-0	KEY BANK NA Corp Note Call MW 5.690% 01/03/24		10/27/2023	Call	100.0000	800,000	800,000	800,000	800,000	0	0	0	0	0	800,000	0	0	0	36,631	01/03/2024
539830-BV-0	LOCKHEED MARTIN CORP Corp Note Call MW 5.100% 11/15/27		06/15/2023	Merrill Lynch		183,784	180,000	179,699	179,709	0	32	0	32	0	179,741	0	4,043	4,043	6,018	11/15/2027
58770G-AC-4	MBALT 2021-A A4 MBALT 2021-A A3 ABS 0.250% 01/16/24		06/15/2023	Paydown		85,719	85,719	85,711	85,718	0	1	0	1	0	85,719	0	0	0	56	01/16/2024
68389X-BR-5	ORACLE CORP Corp Note Call MW 2.625% 02/15/23		02/15/2023	Maturity		800,000	800,000	799,472	799,988	0	12	0	12	0	800,000	0	0	0	10,500	02/15/2023
69363P-AA-8	Public Service N PSNH 2018-1 A1 ABS 3.094% 02/01/26		08/01/2023	Paydown		27,475	27,475	27,475	27,475	0	0	0	0	0	27,475	0	0	0	638	02/01/2026
717081-EN-9	PFIZER INC Corp Note Call MW 3.200% 09/15/23		09/15/2023	Maturity		1,100,000	1,100,000	1,097,767	1,099,667	0	333	0	333	0	1,100,000	0	0	0	35,200	09/15/2023
71710T-AD-0	PG&E RECOVERY FND LLC Corp Note Sink 5.045% 07/15/32		07/15/2023	Call	100.0000	16,982	16,982	16,982	16,982	0	2	0	2	0	16,983	0	(1)	(1)	535	07/15/2032
742718-EB-1	PROCTER & GAMBLE CO/THE Corp Note MW 3.100% 08/15/23		08/15/2023	Maturity		185,000	185,000	183,803	184,914	0	86	0	86	0	185,000	0	0	0	5,735	08/15/2023
74456Q-BW-5	PUBLIC SERVICE ELECTRIC Corp Note Call MW 3.250% 09/01/23		09/01/2023	Maturity		586,000	586,000	584,963	585,852	0	148	0	148	0	586,000	0	0	0	19,045	09/01/2023
747525-BS-1	QUALCOMM INC Corp Note Call MW 5.400% 05/20/33		06/15/2023	Merrill Lynch		897,770	850,000	849,507	849,516	0	32	0	32	0	849,547	0	48,223	48,223	28,178	05/20/2033
88167H-AC-0	Tesla Auto Lease TESLA 2020-A A3 ABS Prv Plc 0.680% 12/20/23		01/20/2023	Paydown		3,130	3,130	3,129	3,130	0	0	0	0	0	3,130	0	0	0	2	12/20/2023
90349G-BF-1	UBS-BARCLAYS COM USBBB 2013-C6 A4 CMBS 3.244% 04/10/46		04/01/2023	Paydown		701,024	701,024	729,974	701,305	0	(281)	0	(281)	0	701,024	0	0	0	3,526	04/10/2046
92290B-AA-9	Verizon Owner Tr VZOT 2020-B A ABS 0.470% 02/20/25		10/20/2023	Paydown		365,116	365,116	365,039	365,103	0	13	0	13	0	365,116	0	0	0	634	02/20/2025
92868V-AC-3	Volkswagen Auto Lease Trust VWALT 2020-A A3 ABS 0.390% 01/22/24		03/20/2023	Paydown		163,537	163,537	163,506	163,534	0	3	0	3	0	163,537	0	0	0	109	01/22/2024
92890P-AF-1	WF-RBS COMMERCIAL WFRBS 2013-C14 ASB CMBS 2.977% 06/15/46		04/01/2023	Paydown		30,609	30,609	31,784	30,603	0	6	0	6	0	30,609	0	0	0	156	06/15/2046
95000P-AF-1	WELLS FARGO COMM WFCM 2016-C37 ASB CMBS 3.615% 12/15/49		12/01/2023	Paydown		167,764	167,764	172,795	168,838	0	(1,075)	0	(1,075)	0	167,764	0	0	0	3,346	12/15/2049
95003L-AA-8	WELLS FARGO COM MORTGAGE WFCM 2021-SAVE A CMBS 144A 6.626% 02/15/40		09/15/2023	Paydown		46,756	46,756	46,756	46,756	0	0	0	0	0	46,756	0	0	0	2,015	02/15/2040
06368E-A3-6	BANK OF MONTREAL Corp Note MW 0.450% 12/08/23	A	12/08/2023	Maturity		1,000,000	1,000,000	999,350	999,797	0	203	0	203	0	1,000,000	0	0	0	4,500	12/08/2023
380881-ER-9	Golden Credit Ca GCCT 2018-4A A ABS 144A 3.440% 10/15/25	A	08/15/2023	Paydown		900,000	900,000	899,630	899,948	0	52	0	52	0	900,000	0	0	0	20,640	10/15/2025
63307A-2M-6	NATIONAL BANK OF CANADA Corp Note Call 0.550% 11/15/24	A	11/15/2023	Call	100.0000	1,000,000	1,000,000	998,580	999,320	0	315	0	315	0	999,636	0	365	365	5,500	11/15/2024
04968H-AA-4	ATRIUM CDO CORP ATRM 13A A1 CLO 144A 6.854% 11/21/30	D	10/23/2023	Paydown		23,687	23,687	23,651	23,664	0	23	0	23	0	23,687	0	0	0	1,107	11/21/2030
09628J-AL-5	Bluemountain CLO Ltd BLUEM 2015-3A A1R CLO 144A 6.677% 04/20/31	D	10/20/2023	Paydown		105,015	105,015	105,015	105,015	0	0	0	0	0	105,015	0	0	0	5,720	04/20/2031

ANNUAL STATEMENT FOR THE YEAR 2023 OF THE UnitedHealthcare of New England, Inc.

SCHEDULE D - PART 4

Showing All Long-Term Bonds and Stocks SOLD, REDEEMED or Otherwise DISPOSED OF During Current Year

1	2	3	4	5	6	7	8	9	10	Change In Book/Adjusted Carrying Value					16	17	18	19	20	21	
										11	12	13	14	15							
CUSIP Identification	Description	Foreign	Disposal Date	Name of Purchaser	Number of Shares of Stock	Consideration	Par Value	Actual Cost	Prior Year Book/ Adjusted Carrying Value	Unrealized Valuation Increase/ (Decrease)	Current Year's (Amortization)/ Accretion	Current Year's Other-Than-Temporary Impairment Recognized	Total Change in Book/ Adjusted Carrying Value (11+12-13)	Total Foreign Exchange Change in Book/ Adjusted Carrying Value	Book/ Adjusted Carrying Value at Disposal Date	Foreign Exchange Gain (Loss) on Disposal	Realized Gain (Loss) on Disposal	Total Gain (Loss) on Disposal	Bond Interest/ Stock Dividends Received During Year	Stated Contractual Maturity Date	
21688A-AL-6	COOPERAT RABOBANK UA/NY Corp Note Non Call 2.750% 01/10/23	D	01/10/2023	Maturity		500,000	500,000	499,998	499,998	0	2	0	2	0	500,000	0	0	0	6,875	01/10/2023	
363190-BN-1	Galaxy CLO LTD GALXY 2015-19A A1RR CLO 144A 6.610% 07/24/30	D	10/24/2023	Paydown		52,559	52,559	52,559	52,559	0	0	0	0	0	52,559	0	0	0	2,526	07/24/2030	
50184N-AR-3	LOM LTD Partnership LOM 2015-A AR2 CLO 144A 6.677% 07/20/30	D	10/20/2023	Paydown		129,562	129,562	129,562	129,562	0	0	0	0	0	129,562	0	0	0	5,633	07/20/2030	
55820Y-AA-5	Madison Park Funding Ltd Mdpk 2018-27A A1A CLO 144A 6.707% 04/20/30	D	10/20/2023	Paydown		3,738	3,738	3,696	3,713	0	26	0	26	0	3,738	0	0	0	202	04/20/2030	
55952Y-AP-2	Magnetite Ltd MAGNE 14-8A AR2 CLO 144A 6.635% 04/15/31	D	10/16/2023	Paydown		53,736	53,736	53,290	53,521	0	215	0	215	0	53,736	0	0	0	2,716	04/15/2031	
60687Y-BF-5	MIZUHO FINANCIAL GROUP Corp Note Call 1.241% 07/10/24	D	07/10/2023	Call	100.0000	307,000	307,000	307,000	307,000	0	0	0	0	0	307,000	0	0	0	3,810	07/10/2024	
822582-BZ-4	SHELL INTERNATIONAL FIN Corp Note Call MW 3.500% 11/13/23	D	11/13/2023	Maturity		1,100,000	1,100,000	1,095,402	1,099,146	0	854	0	854	0	1,100,000	0	0	0	38,500	11/13/2023	
92912V-AY-1	VOYA CLO LTD VOYA 2014-2A A1R CLO 144A 6.684% 04/17/30	D	10/17/2023	Paydown		220,372	220,372	220,372	220,372	0	0	0	0	0	220,372	0	0	0	8,982	04/17/2030	
92914N-AJ-0	VOYA CLO LTD VOYA 2015-1A A1R CLO 144A 6.557% 01/18/29	D	10/18/2023	Paydown		193,153	193,153	193,153	193,153	0	0	0	0	0	193,153	0	0	0	7,228	01/18/2029	
92914R-AY-8	VOYA CLO LTD VOYA 2014-4A A1RA CLO 144A 6.756% 07/14/31	D	10/16/2023	Paydown		23,317	23,317	23,317	23,317	0	0	0	0	0	23,317	0	0	0	1,426	07/14/2031	
1109999999	Subtotal - Bonds - Industrial and Miscellaneous (Unaffiliated)					19,293,595	19,242,041	19,306,894	19,245,037	0	(4,067)	0	(4,067)	0	19,240,966	0	52,630	52,630	354,317	XXX	
2509999997	Total - Bonds - Part 4					31,286,847	31,085,643	31,833,243	31,342,928	0	(238,552)	0	(238,552)	0	31,104,367	0	182,480	182,480	688,205	XXX	
2509999998	Total - Bonds - Part 5					11,294,997	11,587,367	10,960,416	0	0	22,912	0	22,912	0	10,983,327	0	311,671	311,671	129,604	XXX	
2509999999	Total - Bonds					42,581,844	42,673,010	42,793,659	31,342,928	0	(215,640)	0	(215,640)	0	42,087,694	0	494,151	494,151	817,809	XXX	
4509999997	Total - Preferred Stocks - Part 4					0	XXX	0	0	0	0	0	0	0	0	0	0	0	0	0	XXX
4509999998	Total - Preferred Stocks - Part 5					0	XXX	0	0	0	0	0	0	0	0	0	0	0	0	0	XXX
4509999999	Total - Preferred Stocks					0	XXX	0	0	0	0	0	0	0	0	0	0	0	0	0	XXX
5989999997	Total - Common Stocks - Part 4					0	XXX	0	0	0	0	0	0	0	0	0	0	0	0	0	XXX
5989999998	Total - Common Stocks - Part 5					0	XXX	0	0	0	0	0	0	0	0	0	0	0	0	0	XXX
5989999999	Total - Common Stocks					0	XXX	0	0	0	0	0	0	0	0	0	0	0	0	0	XXX
5999999999	Total - Preferred and Common Stocks					0	XXX	0	0	0	0	0	0	0	0	0	0	0	0	0	XXX
6009999999	Totals					42,581,844	XXX	42,793,659	31,342,928	0	(215,640)	0	(215,640)	0	42,087,694	0	494,151	494,151	817,809	XXX	

E14.4

ANNUAL STATEMENT FOR THE YEAR 2023 OF THE UnitedHealthcare of New England, Inc.

SCHEDULE D - PART 5

Showing All Long-Term Bonds and Stocks ACQUIRED During Year and Fully DISPOSED OF During Current Year

1	2	3	4	5	6	7	8	9	10	11	Change in Book/Adjusted Carrying Value					17	18	19	20	21
											12	13	14	15	16					
CUSIP Identification	Description	Foreign	Date Acquired	Name of Vendor	Disposal Date	Name of Purchaser	Par Value (Bonds) or Number of Shares (Stock)	Actual Cost	Consideration	Book/ Adjusted Carrying Value at Disposal	Unrealized Valuation Increase/ (Decrease)	Current Year's (Amortization)/ Accretion	Current Year's Other-Than-Temporary Impairment Recognized	Total Change in Book/ Adjusted Carrying Valu (12 + 13 - 14)	Total Foreign Exchange Change in Book/ Adjusted Carrying Value	Foreign Exchange Gain (Loss) on Disposal	Realized Gain (Loss) on Disposal	Total Gain (Loss) on Disposal	Interest and Dividends Received During Year	Paid for Accrued Interest and Dividends
36179X-5J-1	GNMA Pool MA8949 MBS 6.000% 06/20/53		06/28/2023	Wachovia Bank	12/01/2023	Paydown	13,488	13,629	13,488	13,488	0	(141)	0	(141)	0	0	0	0	219	43
3622AC-CP-3	GNMA Pool 786478 MBS 5.500% 01/20/53		02/15/2023	Morgan Stanley	12/01/2023	Paydown	46,619	47,916	46,619	46,619	0	(1,297)	0	(1,297)	0	0	0	0	1,163	142
3622AC-M3-1	GNMA Pool 786778 MBS 5.500% 06/20/53		07/27/2023	Pershing	12/01/2023	Paydown	12,318	12,342	12,318	12,318	0	(23)	0	(23)	0	0	0	0	139	51
91282C-HC-8	US Treasury Note 3.375% 05/15/33		06/22/2023	BNP Paribar Securities Corp	06/23/2023	Pershing	800,000	771,878	777,344	771,898	0	20	0	20	0	0	5,446	5,446	3,082	2,861
91282C-HT-1	US Treasury Bond 3.875% 08/15/33		09/19/2023	Merrill Lynch	12/15/2023	Goldman Sachs Asset Management	400,000	384,377	398,078	384,693	0	316	0	316	0	0	13,385	13,385	5,265	1,516
0109999999 Subtotal - Bonds - U.S. Governments							1,272,425	1,230,142	1,247,847	1,229,016	0	(1,125)	0	(1,125)	0	0	18,831	18,831	9,868	4,613
3132DM-4B-8	FHLMC Pool SD0818 MBS 3.000% 12/01/51		10/16/2023	Morgan Stanley	12/13/2023	BNP Paribar Securities Corp	962,331	794,825	840,085	795,193	0	367	0	367	0	0	44,892	44,892	6,175	1,444
3132DM-4B-8	FHLMC Pool SD0818 MBS 3.000% 12/01/51		10/16/2023	Morgan Stanley	12/01/2023	Paydown	20,514	16,943	20,514	20,514	0	3,571	0	3,571	0	0	0	0	91	31
3132DM-VD-4	FHLMC Pool SD0612 MBS 2.500% 11/01/50		08/11/2023	JP Morgan Chase	12/01/2023	Paydown	21,239	18,003	21,239	21,239	0	3,236	0	3,236	0	0	0	0	109	22
3132DM-YD-1	FHLMC Pool SD0708 MBS 2.500% 02/01/51		08/11/2023	Pierpont Securities LLC	12/01/2023	Paydown	11,603	9,828	11,603	11,603	0	1,775	0	1,775	0	0	0	0	51	12
3132DP-2T-4	FHLMC Pool SD3610 MBS 3.000% 04/01/52		05/25/2023	JP Morgan Chase	12/01/2023	Paydown	10,183	10,256	10,183	10,183	0	(73)	0	(73)	0	0	0	0	192	47
3132E0-AK-8	FHLMC Pool SD3610 MBS 3.000% 04/01/52		11/16/2023	JP Morgan Chase	12/13/2023	JP Morgan Chase	963,392	817,679	841,951	817,625	0	(53)	0	(53)	0	0	24,326	24,326	3,773	1,606
3132E0-AK-8	FHLMC Pool SD3610 MBS 3.000% 04/01/52		11/16/2023	JP Morgan Chase	12/01/2023	Paydown	4,780	4,057	4,780	4,780	0	723	0	723	0	0	0	0	12	8
3133BM-QE-8	FHLMC Pool QF0453 MBS 4.500% 09/01/52		02/10/2023	JP Morgan Chase	12/01/2023	Paydown	188,005	185,008	188,005	188,005	0	2,996	0	2,996	0	0	0	0	2,962	329
3133C3-6T-8	FNMA Pool CB3060 MBS 3.000% 03/01/52		06/29/2023	Pierpont Securities LLC	12/01/2023	Paydown	4,035	4,016	4,035	4,035	0	19	0	19	0	0	0	0	57	2
3140QN-MJ-8	FNMA Pool CB3060 MBS 3.000% 03/01/52		09/28/2023	Nomura Securities	12/13/2023	JP Morgan Chase	701,142	592,355	613,554	593,049	0	693	0	693	0	0	20,505	20,505	4,499	117
3140QN-MJ-8	FNMA Pool CB3060 MBS 3.000% 03/01/52		09/28/2023	Nomura Securities	12/01/2023	Paydown	12,538	10,593	12,538	12,538	0	1,945	0	1,945	0	0	0	0	47	2
3140QQ-3G-8	FNMA Pool CB5298 MBS 5.500% 12/01/52		06/26/2023	BNP Paribar Securities Corp	12/01/2023	Paydown	17,019	17,274	17,019	17,019	0	(255)	0	(255)	0	0	0	0	304	73
3140QR-CB-7	FNMA Pool CB5465 MBS 5.500% 01/01/53		02/10/2023	Morgan Stanley	12/01/2023	Paydown	11,732	11,923	11,732	11,732	0	(191)	0	(191)	0	0	0	0	247	22
3140QR-EJ-8	FNMA Pool CB5536 MBS 5.000% 01/01/53		02/10/2023	Harris Nesbitt Corp	12/01/2023	Paydown	35,867	35,676	35,867	35,867	0	191	0	191	0	0	0	0	772	70
3140XG-FY-0	FNMA Pool FS1082 MBS 2.500% 03/01/52		12/22/2022	Nomura Securities	12/01/2023	Paydown	29,401	25,625	29,401	29,401	0	3,776	0	3,776	0	0	0	0	377	22
3140XJ-MN-0	FNMA Pool FS3064 MBS 3.000% 04/01/52		12/22/2022	Credit Suisse	12/01/2023	Paydown	50,161	45,267	50,161	50,161	0	4,895	0	4,895	0	0	0	0	817	46
442349-GL-4	HOUSTON TX ARPT SYS REVENUE Rev Bond Non Call 5.000% 07/01/35		06/30/2023	National Financial Services Co	12/14/2023	JP Morgan Chase	365,000	402,909	414,129	401,865	0	(1,044)	0	(1,044)	0	0	12,264	12,264	7,553	0
0909999999 Subtotal - Bonds - U.S. Special Revenues							3,408,942	3,002,237	3,126,796	3,024,809	0	22,571	0	22,571	0	0	101,987	101,987	28,038	3,853
009158-BF-2	AIR PRODUCTS & CHEMICALS Corp Note Call M/W 4.800% 03/03/33		02/27/2023	CitiGroup	06/15/2023	CitiGroup	1,200,000	1,197,924	1,209,960	1,197,973	0	49	0	49	0	0	11,987	11,987	17,120	0
06539V-AJ-7	Bank BANK 2022-BNK39 A4 CUBS 2.928% 02/15/55		11/15/2023	Merrill Lynch	12/11/2023	Barclays Group Inc	878,000	714,267	729,906	715,397	0	1,131	0	1,131	0	0	14,509	14,509	2,999	1,143
110122-DZ-8	BRISTOL-MYERS Corp Note Call M/W 5.900% 11/15/33		10/30/2023	JP Morgan Chase	12/11/2023	Merrill Lynch	1,900,000	1,895,592	2,019,092	1,895,619	0	27	0	27	0	0	123,473	123,473	9,342	0

E15

ANNUAL STATEMENT FOR THE YEAR 2023 OF THE UnitedHealthcare of New England, Inc.

SCHEDULE D - PART 5

Showing All Long-Term Bonds and Stocks ACQUIRED During Year and Fully DISPOSED OF During Current Year

1 CUSIP Identi- fication	2 Description	3 For- eign	4 Date Acquired	5 Name of Vendor	6 Disposal Date	7 Name of Purchaser	8 Par Value (Bonds) or Number of Shares (Stock)	9 Actual Cost	10 Consid- eration	11 Book/ Adjusted Carrying Value at Disposal	Change in Book/Adjusted Carrying Value					17 Foreign Exchange Gain (Loss) on Disposal	18 Realized Gain (Loss) on Disposal	19 Total Gain (Loss) on Disposal	20 Interest and Dividends Received During Year	21 Paid for Accrued Interest and Dividends	
											12 Unrealized Valuation Increase/ (Decrease)	13 Current Year's (Amort- ization)/ Accretion	14 Current Year's Other- Than- Temporary Impairment Recognized	15 Total Change in Book/ Adjusted Carrying Valu (12 + 13 - 14)	16 Total Foreign Exchange Change in Book/ Adjusted Carrying Value						
30303M-8N-5	META PLATFORMS INC Corp Note Call MW 4.950% 05/15/33		05/01/2023	JP Morgan Chase	12/19/2023	Barclays Group Inc.	600,000	599,706	615,990	599,733	0	27	0	27	0	0	16,257	16,257	18,810	0	
46124H-AG-1	INTUIT INC Corp Note Call MW 5.200% 09/15/33		09/12/2023	Morgan Stanley	12/11/2023	Merrill Lynch	600,000	596,538	606,216	596,603	0	65	0	65	0	0	9,613	9,613	7,627	0	
49177J-AJ-1	KENVUE INC Corp Note Call MW 144A 4.900% 03/22/33		07/07/2023	Morgan Stanley	10/17/2023	Tax Free Exchange	1,200,000	1,196,160	1,196,327	1,196,327	0	167	0	167	0	0	0	0	33,483	17,803	
69380M-AA-4	PNM ENERGY TRANSITION Corp Note Non Call 5.643% 08/15/40		11/07/2023	RBC Capital Markets	12/11/2023	CitiGroup	528,000	527,850	542,863	527,850	0	0	0	0	0	0	15,014	15,014	2,317	0	
1109999999. Subtotal - Bonds - Industrial and Miscellaneous (Unaffiliated)							6,906,000	6,728,037	6,920,354	6,729,502	0	1,466	0	1,466	0	0	190,853	190,853	91,698	18,946	
2509999998. Total - Bonds							11,587,367	10,960,416	11,294,997	10,983,327	0	22,912	0	22,912	0	0	311,671	311,671	129,604	27,412	
4509999998. Total - Preferred Stocks							0	0	0	0	0	0	0	0	0	0	0	0	0	0	0
5989999998. Total - Common Stocks							0	0	0	0	0	0	0	0	0	0	0	0	0	0	0
5999999999. Total - Preferred and Common Stocks							0	0	0	0	0	0	0	0	0	0	0	0	0	0	0
6009999999 - Totals							10,960,416	11,294,997	10,983,327	10,983,327	0	22,912	0	22,912	0	0	311,671	311,671	129,604	27,412	

SCHEDULE D - PART 6 - SECTION 1

Valuation of Shares of Subsidiary, Controlled or Affiliated Companies

1 CUSIP Identification	2 Description, Name of Subsidiary, Controlled or Affiliated Company	3 Foreign	4 NAIC Company Code	5 ID Number	6 NAIC Valuation Method	7 Book/Adjusted Carrying Value	8 Total Amount of Goodwill Included in Book/Adjusted Carrying Value	9 Nonadmitted Amount	Stock of Such Company Owned by Insurer on Statement Date	
									10 Number of Shares	11 % of Outstanding
NONE										
1999999 - Totals									XXX	XXX

1. Total amount of goodwill nonadmitted \$

SCHEDULE D - PART 6 - SECTION 2

1 CUSIP Identification	2 Name of Lower-Tier Company	3 Name of Company Listed in Section 1 Which Controls Lower-Tier Company	4 Total Amount of Goodwill Included in Amount Shown in Column 8, Section 1	Stock in Lower-Tier Company Owned Indirectly by Insurer on Statement Date	
				5 Number of Shares	6 % of Outstanding
NONE					
0399999 - Total				XXX	XXX

ANNUAL STATEMENT FOR THE YEAR 2023 OF THE UnitedHealthcare of New England, Inc.

SCHEDULE DA - PART 1

Showing All SHORT-TERM INVESTMENTS Owned December 31 of Current Year

1	Codes		4	5	6	7	Change in Book/Adjusted Carrying Value				12	13	Interest					20	
	2	3					8	9	10	11			14	15	16	17	18		19
Description	Code	Foreign	Date Acquired	Name of Vendor	Maturity Date	Book/Adjusted Carrying Value	Unrealized Valuation Increase/(Decrease)	Current Year's (Amortization)/Accretion	Current Year's Other-Than-Temporary Impairment Recognized	Total Foreign Exchange Change in Book/Adjusted Carrying Value	Par Value	Actual Cost	Amount Due and Accrued Dec. 31 of Current Year on Bond Not in Default	Non-Admitted Due and Accrued	Rate of	Effective Rate of	When Paid	Amount Received During Year	Paid for Accrued Interest
0109999999. Total - U.S. Government Bonds						0	0	0	0	0	0	0	0	0	XXX	XXX	XXX	0	0
0309999999. Total - All Other Government Bonds						0	0	0	0	0	0	0	0	0	XXX	XXX	XXX	0	0
0509999999. Total - U.S. States, Territories and Possessions Bonds						0	0	0	0	0	0	0	0	0	XXX	XXX	XXX	0	0
0709999999. Total - U.S. Political Subdivisions Bonds						0	0	0	0	0	0	0	0	0	XXX	XXX	XXX	0	0
0909999999. Total - U.S. Special Revenues Bonds						0	0	0	0	0	0	0	0	0	XXX	XXX	XXX	0	0
1109999999. Total - Industrial and Miscellaneous (Unaffiliated) Bonds						0	0	0	0	0	0	0	0	0	XXX	XXX	XXX	0	0
1309999999. Total - Hybrid Securities						0	0	0	0	0	0	0	0	0	XXX	XXX	XXX	0	0
1509999999. Total - Parent, Subsidiaries and Affiliates Bonds						0	0	0	0	0	0	0	0	0	XXX	XXX	XXX	0	0
1909999999. Subtotal - Unaffiliated Bank Loans						0	0	0	0	0	0	0	0	0	XXX	XXX	XXX	0	0
2419999999. Total - Issuer Obligations						0	0	0	0	0	0	0	0	0	XXX	XXX	XXX	0	0
2429999999. Total - Residential Mortgage-Backed Securities						0	0	0	0	0	0	0	0	0	XXX	XXX	XXX	0	0
2439999999. Total - Commercial Mortgage-Backed Securities						0	0	0	0	0	0	0	0	0	XXX	XXX	XXX	0	0
2449999999. Total - Other Loan-Backed and Structured Securities						0	0	0	0	0	0	0	0	0	XXX	XXX	XXX	0	0
2459999999. Total - SVO Identified Funds						0	0	0	0	0	0	0	0	0	XXX	XXX	XXX	0	0
2469999999. Total - Affiliated Bank Loans						0	0	0	0	0	0	0	0	0	XXX	XXX	XXX	0	0
2479999999. Total - Unaffiliated Bank Loans						0	0	0	0	0	0	0	0	0	XXX	XXX	XXX	0	0
2509999999. Total Bonds						0	0	0	0	0	0	0	0	0	XXX	XXX	XXX	0	0
7109999999. Total - Parent, Subsidiaries and Affiliates						0	0	0	0	0	XXX	0	0	0	XXX	XXX	XXX	0	0
7709999999 - Totals						0	0	0	0	0	XXX	0	0	0	XXX	XXX	XXX	0	0

1. Line Number Book/Adjusted Carrying Value by NAIC Designation Category Footnote:
 1A 1A ..\$0 1B ..\$0 1C ..\$0 1D ..\$0 1E ..\$0 1F ..\$0 1G ..\$0
 1B 2A ..\$0 2B ..\$0 2C ..\$0
 1C 3A ..\$0 3B ..\$0 3C ..\$0
 1D 4A ..\$0 4B ..\$0 4C ..\$0
 1E 5A ..\$0 5B ..\$0 5C ..\$0
 1F 6 ..\$0

Schedule DB - Part A - Section 1 - Options, Caps, Floors, Collars, Swaps and Forwards Open

NONE

Schedule DB - Part A - Section 2 - Options, Caps, Floors, Collars, Swaps and Forwards Terminated

NONE

Schedule DB - Part B - Section 1 - Futures Contracts Open

NONE

Schedule DB - Part B - Section 1B - Brokers with whom cash deposits have been made

NONE

Schedule DB - Part B - Section 2 - Futures Contracts Terminated

NONE

Schedule DB - Part D - Section 1 - Counterparty Exposure for Derivative Instruments Open

NONE

Schedule DB - Part D-Section 2 - Collateral for Derivative Instruments Open - Pledged By

NONE

Schedule DB - Part D-Section 2 - Collateral for Derivative Instruments Open - Pledged To

NONE

Schedule DB - Part E - Derivatives Hedging Variable Annuity Guarantees as of December 31 of
Current Year

NONE

Schedule DL - Part 1 - Reinvested Collateral Assets Owned

NONE

Schedule DL - Part 2 - Reinvested Collateral Assets Owned

NONE

ANNUAL STATEMENT FOR THE YEAR 2023 OF THE UnitedHealthcare of New England, Inc.

SCHEDULE E - PART 2 - CASH EQUIVALENTS

Show Investments Owned December 31 of Current Year

1 CUSIP	2 Description	3 Code	4 Date Acquired	5 Rate of Interest	6 Maturity Date	7 Book/Adjusted Carrying Value	8 Amount of Interest Due and Accrued	9 Amount Received During Year
	US Treasury Bill 9127976C5		12/28/2023	5.221	01/11/2024	1,198,259	0	695
0019999999	Subtotal - Bonds - U.S. Governments - Issuer Obligations					1,198,259	0	695
0109999999	Total - U.S. Government Bonds					1,198,259	0	695
0309999999	Total - All Other Government Bonds					0	0	0
0509999999	Total - U.S. States, Territories and Possessions Bonds					0	0	0
0709999999	Total - U.S. Political Subdivisions Bonds					0	0	0
0909999999	Total - U.S. Special Revenues Bonds					0	0	0
1109999999	Total - Industrial and Miscellaneous (Unaffiliated) Bonds					0	0	0
1309999999	Total - Hybrid Securities					0	0	0
1509999999	Total - Parent, Subsidiaries and Affiliates Bonds					0	0	0
1909999999	Subtotal - Unaffiliated Bank Loans					0	0	0
2419999999	Total - Issuer Obligations					1,198,259	0	695
2429999999	Total - Residential Mortgage-Backed Securities					0	0	0
2439999999	Total - Commercial Mortgage-Backed Securities					0	0	0
2449999999	Total - Other Loan-Backed and Structured Securities					0	0	0
2459999999	Total - SVO Identified Funds					0	0	0
2469999999	Total - Affiliated Bank Loans					0	0	0
2479999999	Total - Unaffiliated Bank Loans					0	0	0
2509999999	Total Bonds					1,198,259	0	695
665279-87-3	Northern Inst Ins-Treasury Port		12/27/2023	0.000		12,762,604	0	58,465
8209999999	Subtotal - Exempt Money Market Mutual Funds - as Identified by the SVO					12,762,604	0	58,465
31846V-56-7	First American Government Obligations Fund Z		12/04/2023	0.000		128,959	0	6,143
8309999999	Subtotal - All Other Money Market Mutual Funds					128,959	0	6,143
	UHC Liquidity Pool Pro Rata Share Portion		12/29/2023	0.000		160,985,013	0	1,515,593
8409999999	Subtotal - Qualified Cash Pools Under SSAP No. 2R					160,985,013	0	1,515,593
8609999999	Total Cash Equivalents					175,074,835	0	1,580,896

1. Line Book/Adjusted Carrying Value by NAIC Designation Category Footnote:
 Number
 1A 1A ..\$ 1,198,259 1B ..\$ 0 1C ..\$ 0 1D ..\$ 0 1E ..\$ 0 1F ..\$ 0 1G ..\$ 0
 1B 2A ..\$ 0 2B ..\$ 0 2C ..\$ 0
 1C 3A ..\$ 0 3B ..\$ 0 3C ..\$ 0
 1D 4A ..\$ 0 4B ..\$ 0 4C ..\$ 0
 1E 5A ..\$ 0 5B ..\$ 0 5C ..\$ 0
 1F 6 ..\$ 0

E28

SCHEDULE E - PART 3 - SPECIAL DEPOSITS

States, Etc.	1 Type of Deposit	2 Purpose of Deposit	Deposits For the Benefit of All Policyholders		All Other Special Deposits	
			3 Book/Adjusted Carrying Value	4 Fair Value	5 Book/Adjusted Carrying Value	6 Fair Value
1. Alabama	AL		0	0	0	0
2. Alaska	AK		0	0	0	0
3. Arizona	AZ		0	0	0	0
4. Arkansas	AR		0	0	0	0
5. California	CA		0	0	0	0
6. Colorado	CO		0	0	0	0
7. Connecticut	CT		0	0	0	0
8. Delaware	DE		0	0	0	0
9. District of Columbia	DC		0	0	0	0
10. Florida	FL		0	0	0	0
11. Georgia	GA		0	0	0	0
12. Hawaii	HI		0	0	0	0
13. Idaho	ID		0	0	0	0
14. Illinois	IL		0	0	0	0
15. Indiana	IN		0	0	0	0
16. Iowa	IA		0	0	0	0
17. Kansas	KS		0	0	0	0
18. Kentucky	KY		0	0	0	0
19. Louisiana	LA		0	0	0	0
20. Maine	ME		0	0	0	0
21. Maryland	MD		0	0	0	0
22. Massachusetts	MA	B MA Ins Code ch 176g sec 26b	0	0	1,071,938	1,031,421
23. Michigan	MI		0	0	0	0
24. Minnesota	MN		0	0	0	0
25. Mississippi	MS		0	0	0	0
26. Missouri	MO		0	0	0	0
27. Montana	MT		0	0	0	0
28. Nebraska	NE		0	0	0	0
29. Nevada	NV		0	0	0	0
30. New Hampshire	NH		0	0	0	0
31. New Jersey	NJ		0	0	0	0
32. New Mexico	NM		0	0	0	0
33. New York	NY		0	0	0	0
34. North Carolina	NC		0	0	0	0
35. North Dakota	ND		0	0	0	0
36. Ohio	OH		0	0	0	0
37. Oklahoma	OK		0	0	0	0
38. Oregon	OR		0	0	0	0
39. Pennsylvania	PA		0	0	0	0
40. Rhode Island	RI	B Ri statute 27-2-6	110,597	106,781	0	0
41. South Carolina	SC		0	0	0	0
42. South Dakota	SD		0	0	0	0
43. Tennessee	TN		0	0	0	0
44. Texas	TX		0	0	0	0
45. Utah	UT		0	0	0	0
46. Vermont	VT	B Vt 8 vsa 5102b	0	0	308,991	307,675
47. Virginia	VA		0	0	0	0
48. Washington	WA		0	0	0	0
49. West Virginia	WV		0	0	0	0
50. Wisconsin	WI		0	0	0	0
51. Wyoming	WY		0	0	0	0
52. American Samoa	AS		0	0	0	0
53. Guam	GU		0	0	0	0
54. Puerto Rico	PR		0	0	0	0
55. U.S. Virgin Islands	VI		0	0	0	0
56. Northern Mariana Islands	MP		0	0	0	0
57. Canada	CAN		0	0	0	0
58. Aggregate Alien and Other	OT	XXX XXX	0	0	0	0
59. Subtotal	XXX	XXX	110,597	106,781	1,380,929	1,339,096
DETAILS OF WRITE-INS						
5801.						
5802.						
5803.						
5898. Summary of remaining write-ins for Line 58 from overflow page	XXX	XXX	0	0	0	0
5899. Totals (Lines 5801 thru 5803 plus 5898)(Line 58 above)	XXX	XXX	0	0	0	0