



PROPERTY AND CASUALTY COMPANIES – ASSOCIATION EDITION

QUARTERLY STATEMENT

AS OF MARCH 31, 2024 OF THE CONDITION AND AFFAIRS OF THE

METROPOLITAN GENERAL INSURANCE COMPANY

NAIC Group Code 0241 (Current) 0241 (Prior) NAIC Company Code 39950 Employer's ID Number 22-2342710

Organized under the Laws of Rhode Island State of Domicile or Port of Entry Rhode Island
Country of Domicile United States of America
Incorporated/Organized June 30, 1980
Statutory Home Office 700 Quaker Lane Warwick, RI 02886-6669
Main Administrative Office 700 Quaker Lane Warwick, RI 02886-6669
Mail Address 18210 Crane Nest Drive, 3rd Floor Tampa, FL 33647
Primary Location of Books and Records 700 Quaker Lane Warwick, RI 02886-6669
Internet Web Site Address www.metlife.com
Statutory Statement Contact Philippe Desilles 813-983-4100
pdesilles@metlife.com 813-983-6493

OFFICERS

President INGRID ELIZABETH TOLENTINO Treasurer CHARLES PATRICK CONNERY
Vice President and Chief Financial Officer GARY PAUL GLACKEN Secretary MICHELE MARIE WEBER #

OTHER

ERIC ARNALDO LATALLADI Sr. Vice President & Chief Information Security Officer
ROGER CARL ELDER Vice President and General Counsel
CHARLES SHERIDAN SCULLY Executive Vice President & Executive Investment Officer
CRAIG DAVID ROGERS Contoller
RICHARD ANDREW STEVENS Vice President

DIRECTORS OR TRUSTEES

GARY PAUL GLACKEN BRIAN JAMES JORGENSEN INGRID ELIZABETH TOLENTINO
MICHAEL PATRICK WALLING

State of Ohio } County of Cuyahoga } SS
State of New York } County of New York } SS
State of New York } County of New York } SS

The officers of this reporting entity being duly sworn, each depose and say that they are the described officers of said reporting entity, and that on the reporting period stated above, all of the herein described assets were the absolute property of the said reporting entity, free and clear from any liens or claims thereon, except as herein stated, and that this statement, together with related exhibits, schedules and explanations therein contained, annexed or referred to, is a full and true statement of all the assets and liabilities and of the condition and affairs of the said reporting entity as of the reporting period stated above, and of its income and deductions there from for the period ended, and have been completed in accordance with the NAIC Quarterly Statement Instructions and Accounting Practices and Procedures manual except to the extent that; (1) state law may differ; or, (2) that state rules or regulations require differences in reporting not related to accounting practices and procedures, according to the best of their information, knowledge and belief, respectively. Furthermore, the scope of this attestation by the described officers also includes the related corresponding electronic filing with the NAIC, when required, that is an exact copy (except for formatting differences due to electronic filing) of the enclosed statement. The electronic filing may be requested by various regulators in lieu of or in addition to the enclosed statement.

Ingrid Elizabeth Tolentino President

Michele Marie Weber # Secretary

Gary Paul Glacken Vice President and Chief Financial Officer

Subscribed and sworn to before me this 23rd day of April, 2024

Subscribed and sworn to before me this 9th day of April, 2024

Subscribed and sworn to before me this 10th day of April, 2024

Jennifer L. McKeegan, Attorney at Law Notary Public - State of Ohio

Susan May Notary Public - State of New York

Susan May Notary Public - State of New York

My commission has no expiration date. R.C. \$147.03

Notary Public - State of New York No. 01MA6086282 Qualified in Queens County Certificate Filed in New York County My Commission Expires May 21, 2027

Notary Public - State of New York No. 01MA6086282 Qualified in Queens County Certificate Filed in New York County My Commission Expires May 21, 2027

STATEMENT AS OF MARCH 31, 2024 OF THE Metropolitan General Insurance Company

ASSETS

	Current Statement Date			4 December 31 Prior Year Net Admitted Assets
	1 Assets	2 Nonadmitted Assets	3 Net Admitted Assets (Cols. 1 - 2)	
1. Bonds	93,293,339		93,293,339	42,349,352
2. Stocks:				
2.1 Preferred stocks				
2.2 Common stocks				
3. Mortgage loans on real estate:				
3.1 First liens				
3.2 Other than first liens.....				
4. Real estate:				
4.1 Properties occupied by the company (less \$ encumbrances)				
4.2 Properties held for the production of income (less \$ encumbrances)				
4.3 Properties held for sale (less \$ encumbrances)				
5. Cash (\$2,566,235), cash equivalents (\$ 128,460,846) and short-term investments (\$)	131,027,081		131,027,081	180,210,101
6. Contract loans (including \$ premium notes)				
7. Derivatives				
8. Other invested assets				
9. Receivables for securities				
10. Securities lending reinvested collateral assets				
11. Aggregate write-ins for invested assets				
12. Subtotals, cash and invested assets (Lines 1 to 11)	224,320,420		224,320,420	222,559,453
13. Title plants less \$ charged off (for Title insurers only)				
14. Investment income due and accrued	590,148		590,148	348,616
15. Premiums and considerations:				
15.1 Uncollected premiums and agents' balances in the course of collection	19,064,244	796,429	18,267,815	13,977,305
15.2 Deferred premiums, agents' balances and installments booked but deferred and not yet due (including \$ earned but unbilled premiums)	203,716,824		203,716,824	92,664,532
15.3 Accrued retrospective premiums (\$) and contracts subject to redetermination (\$)				
16. Reinsurance:				
16.1 Amounts recoverable from reinsurers				
16.2 Funds held by or deposited with reinsured companies				
16.3 Other amounts receivable under reinsurance contracts				
17. Amounts receivable relating to uninsured plans				
18.1 Current federal and foreign income tax recoverable and interest thereon	2,688,181		2,688,181	9,503,948
18.2 Net deferred tax asset	9,381,338	187,406	9,193,932	4,509,152
19. Guaranty funds receivable or on deposit	32,885		32,885	32,016
20. Electronic data processing equipment and software				
21. Furniture and equipment, including health care delivery assets (\$)				
22. Net adjustment in assets and liabilities due to foreign exchange rates				
23. Receivables from parent, subsidiaries and affiliates	3,199,622		3,199,622	4,624,710
24. Health care (\$) and other amounts receivable				
25. Aggregate write-ins for other than invested assets				
26. Total assets excluding Separate Accounts, Segregated Accounts and Protected Cell Accounts (Lines 12 to 25)	462,993,662	983,835	462,009,827	348,219,732
27. From Separate Accounts, Segregated Accounts and Protected Cell Accounts				
28. Total (Lines 26 and 27)	462,993,662	983,835	462,009,827	348,219,732
DETAILS OF WRITE-INS				
1101.				
1102.				
1103.				
1198. Summary of remaining write-ins for Line 11 from overflow page				
1199. Totals (Lines 1101 through 1103 plus 1198)(Line 11 above)				
2501.				
2502.				
2503.				
2598. Summary of remaining write-ins for Line 25 from overflow page				
2599. Totals (Lines 2501 through 2503 plus 2598)(Line 25 above)				

STATEMENT AS OF MARCH 31, 2024 OF THE Metropolitan General Insurance Company

LIABILITIES, SURPLUS AND OTHER FUNDS

	1 Current Statement Date	2 December 31, Prior Year
1. Losses (current accident year \$ 15,620,245)	23,443,864	21,102,584
2. Reinsurance payable on paid losses and loss adjustment expenses		6,475
3. Loss adjustment expenses		
4. Commissions payable, contingent commissions and other similar charges		
5. Other expenses (excluding taxes, licenses and fees)	129,828	126,520
6. Taxes, licenses and fees (excluding federal and foreign income taxes)	3,709,504	5,294,558
7.1 Current federal and foreign income taxes (including \$ on realized capital gains (losses))		(1)
7.2 Net deferred tax liability		
8. Borrowed money \$ and interest thereon \$		
9. Unearned premiums (after deducting unearned premiums for ceded reinsurance of \$ 128 and including warranty reserves of \$ and accrued accident and health experience rating refunds including \$ for medical loss ratio rebate per the Public Health Service Act)	210,875,959	98,167,081
10. Advance premium		
11. Dividends declared and unpaid:		
11.1 Stockholders		
11.2 Policyholders		
12. Ceded reinsurance premiums payable (net of ceding commissions)	238,948	238,948
13. Funds held by company under reinsurance treaties		
14. Amounts withheld or retained by company for account of others		
15. Remittances and items not allocated	1,200,469	751,142
16. Provision for reinsurance (including \$ certified)		
17. Net adjustments in assets and liabilities due to foreign exchange rates		
18. Drafts outstanding		
19. Payable to parent, subsidiaries and affiliates	4,222,611	4,444,899
20. Derivatives		
21. Payable for securities		
22. Payable for securities lending		
23. Liability for amounts held under uninsured plans		
24. Capital notes \$ and interest thereon \$		
25. Aggregate write-ins for liabilities	4,044,208	11,948,657
26. Total liabilities excluding protected cell liabilities (Lines 1 through 25)	247,865,391	142,080,863
27. Protected cell liabilities		
28. Total liabilities (Lines 26 and 27)	247,865,391	142,080,863
29. Aggregate write-ins for special surplus funds		
30. Common capital stock	3,800,000	3,800,000
31. Preferred capital stock	150,000,000	150,000,000
32. Aggregate write-ins for other than special surplus funds		
33. Surplus notes		
34. Gross paid in and contributed surplus	22,573,499	22,573,499
35. Unassigned funds (surplus)	37,770,937	29,765,370
36. Less treasury stock, at cost:		
36.1 shares common (value included in Line 30 \$)		
36.2 shares preferred (value included in Line 31 \$)		
37. Surplus as regards policyholders (Lines 29 to 35, less 36)	214,144,436	206,138,869
38. Totals (Page 2, Line 28, Col. 3)	462,009,827	348,219,732
DETAILS OF WRITE-INS		
2501. Premium deficiency reserve	4,041,901	11,396,354
2502. Miscellaneous	2,307	552,303
2503.		
2598. Summary of remaining write-ins for Line 25 from overflow page		
2599. Totals (Lines 2501 through 2503 plus 2598)(Line 25 above)	4,044,208	11,948,657
2901.		
2902.		
2903.		
2998. Summary of remaining write-ins for Line 29 from overflow page		
2999. Totals (Lines 2901 through 2903 plus 2998)(Line 29 above)		
3201.		
3202.		
3203.		
3298. Summary of remaining write-ins for Line 32 from overflow page		
3299. Totals (Lines 3201 through 3203 plus 3298)(Line 32 above)		

STATEMENT AS OF MARCH 31, 2024 OF THE Metropolitan General Insurance Company

STATEMENT OF INCOME

	1 Current Year to Date	2 Prior Year to Date	3 Prior Year Ended December 31
UNDERWRITING INCOME			
1. Premiums earned:			
1.1 Direct (written \$193,083,024)	80,374,213	49,079,867	230,546,210
1.2 Assumed (written \$)			
1.3 Ceded (written \$(578))	(511)	1,952	(9,188)
1.4 Net (written \$193,083,602)	80,374,724	49,077,915	230,555,398
DEDUCTIONS:			
2. Losses incurred (current accident year \$51,669,649):			
2.1 Direct	51,702,842	28,441,113	150,088,634
2.2 Assumed		(960,888)	(2,456,703)
2.3 Ceded	(713,807)	282,825	311,064
2.4 Net	52,416,649	27,197,400	147,320,867
3. Loss adjustment expenses incurred	3,360,793	2,022,915	4,517,692
4. Other underwriting expenses incurred	27,595,588	15,839,419	80,749,384
5. Aggregate write-ins for underwriting deductions	(7,354,453)		11,396,354
6. Total underwriting deductions (Lines 2 through 5)	76,018,577	45,059,734	243,984,297
7. Net income of protected cells			
8. Net underwriting gain (loss) (Line 1 minus Line 6 + Line 7)	4,356,147	4,018,181	(13,428,899)
INVESTMENT INCOME			
9. Net investment income earned	2,781,033	528,093	2,838,023
10. Net realized capital gains (losses) less capital gains tax of \$(62)	(233)	(75)	1,394
11. Net investment gain (loss) (Lines 9 + 10)	2,780,800	528,018	2,839,417
OTHER INCOME			
12. Net gain or (loss) from agents' or premium balances charged off (amount recovered \$ amount charged off \$)			
13. Finance and service charges not included in premiums	2,658,354	1,563,079	7,673,190
14. Aggregate write-ins for miscellaneous income			
15. Total other income (Lines 12 through 14)	2,658,354	1,563,079	7,673,190
16. Net income before dividends to policyholders, after capital gains tax and before all other federal and foreign income taxes (Lines 8 + 11 + 15)	9,795,301	6,109,278	(2,916,292)
17. Dividends to policyholders			
18. Net income, after dividends to policyholders, after capital gains tax and before all other federal and foreign income taxes (Line 16 minus Line 17)	9,795,301	6,109,278	(2,916,292)
19. Federal and foreign income taxes incurred	6,793,390	4,974,334	1,497,089
20. Net income (Line 18 minus Line 19)(to Line 22)	3,001,911	1,134,944	(4,413,381)
CAPITAL AND SURPLUS ACCOUNT			
21. Surplus as regards policyholders, December 31 prior year	206,138,869	59,037,474	59,037,474
22. Net income (from Line 20)	3,001,911	1,134,944	(4,413,381)
23. Net transfers (to) from Protected Cell accounts			
24. Change in net unrealized capital gains (losses) less capital gains tax of \$2,809	10,569	26,710	23,246
25. Change in net unrealized foreign exchange capital gain (loss)			
26. Change in net deferred income tax	4,684,678	3,654,954	2,342,858
27. Change in nonadmitted assets	308,409	248,515	(851,328)
28. Change in provision for reinsurance			
29. Change in surplus notes			
30. Surplus (contributed to) withdrawn from protected cells			
31. Cumulative effect of changes in accounting principles			
32. Capital changes:			
32.1 Paid in			150,000,000
32.2 Transferred from surplus (Stock Dividend)			
32.3 Transferred to surplus			
33. Surplus adjustments:			
33.1 Paid in			
33.2 Transferred to capital (Stock Dividend)			
33.3 Transferred from capital			
34. Net remittances from or (to) Home Office			
35. Dividends to stockholders			
36. Change in treasury stock			
37. Aggregate write-ins for gains and losses in surplus			
38. Change in surplus as regards policyholders (Lines 22 through 37)	8,005,567	5,065,123	147,101,395
39. Surplus as regards policyholders, as of statement date (Lines 21 plus 38)	214,144,436	64,102,597	206,138,869
DETAILS OF WRITE-INS			
0501. Premium deficiency reserve	(7,354,453)		11,396,354
0502.			
0503.			
0598. Summary of remaining write-ins for Line 5 from overflow page			
0599. Totals (Lines 0501 through 0503 plus 0598)(Line 5 above)	(7,354,453)		11,396,354
1401.			
1402.			
1403.			
1498. Summary of remaining write-ins for Line 14 from overflow page			
1499. Totals (Lines 1401 through 1403 plus 1498)(Line 14 above)			
3701.			
3702.			
3703.			
3798. Summary of remaining write-ins for Line 37 from overflow page			
3799. Totals (Lines 3701 through 3703 plus 3798)(Line 37 above)			

STATEMENT AS OF MARCH 31, 2024 OF THE Metropolitan General Insurance Company

CASH FLOW

	1 Current Year To Date	2 Prior Year To Date	3 Prior Year Ended December 31
Cash from Operations			
1. Premiums collected net of reinsurance	78,046,299	47,737,011	226,956,170
2. Net investment income	2,598,027	552,353	2,944,089
3. Miscellaneous income	2,658,354	1,563,079	7,673,190
4. Total (Lines 1 to 3)	83,302,680	49,852,443	237,573,449
5. Benefit and loss related payments	50,081,844	24,249,524	138,998,776
6. Net transfers to Separate Accounts, Segregated Accounts and Protected Cell Accounts			
7. Commissions, expenses paid and aggregate write-ins for deductions	21,142,642	18,897,238	84,432,690
8. Dividends paid to policyholders			
9. Federal and foreign income taxes paid (recovered) net of \$ tax on capital gains (losses)	(22,440)		10,759,395
10. Total (Lines 5 through 9)	71,202,046	43,146,762	234,190,861
11. Net cash from operations (Line 4 minus Line 10)	12,100,634	6,705,681	3,382,588
Cash from Investments			
12. Proceeds from investments sold, matured or repaid:			
12.1 Bonds	355,741	112,627	1,587,708
12.2 Stocks			
12.3 Mortgage loans			
12.4 Real estate			
12.5 Other invested assets			
12.6 Net gains or (losses) on cash, cash equivalents and short-term investments	(295)		1,764
12.7 Miscellaneous proceeds		423	423
12.8 Total investment proceeds (Lines 12.1 to 12.7)	355,446	113,050	1,589,895
13. Cost of investments acquired (long-term only):			
13.1 Bonds	51,344,875		5,740,313
13.2 Stocks			
13.3 Mortgage loans			
13.4 Real estate			
13.5 Other invested assets			
13.6 Miscellaneous applications		1,205	1,205
13.7 Total investments acquired (Lines 13.1 to 13.6)	51,344,875	1,205	5,741,518
14. Net increase (or decrease) in contract loans and premium notes			
15. Net cash from investments (Line 12.8 minus Line 13.7 and Line 14)	(50,989,429)	111,845	(4,151,623)
Cash from Financing and Miscellaneous Sources			
16. Cash provided (applied):			
16.1 Surplus notes, capital notes			
16.2 Capital and paid in surplus, less treasury stock			150,000,000
16.3 Borrowed funds			
16.4 Net deposits on deposit-type contracts and other insurance liabilities			
16.5 Dividends to stockholders			
16.6 Other cash provided (applied)	(10,294,225)	6,247,341	16,116,499
17. Net cash from financing and miscellaneous sources (Line 16.1 through Line 16.4 minus Line 16.5 plus Line 16.6)	(10,294,225)	6,247,341	166,116,499
RECONCILIATION OF CASH, CASH EQUIVALENTS AND SHORT-TERM INVESTMENTS			
18. Net change in cash, cash equivalents and short-term investments (Line 11, plus Lines 15 and 17)	(49,183,020)	13,064,867	165,347,463
19. Cash, cash equivalents and short-term investments:			
19.1 Beginning of year	180,210,101	14,862,638	14,862,638
19.2 End of period (Line 18 plus Line 19.1)	131,027,081	27,927,505	180,210,101

Note: Supplemental disclosures of cash flow information for non-cash transactions:

--	--	--	--

NOTES TO THE FINANCIAL STATEMENTS

1. Summary of Significant Accounting Policies and Going Concern**A. Accounting Practices**

The accompanying financial statements of Metropolitan General Insurance Company (the “Company”) have been prepared on the basis of accounting practices prescribed or permitted (“RI SAP”) by the State of Rhode Island (“RI”) Department of Business Regulation, Insurance Division (the “Department”).

The Department recognizes only statutory accounting practices prescribed or permitted by Rhode Island in determining and reporting the financial condition and results of operations of an insurance company, in determining its solvency under the Rhode Island Insurance Law. In 2001, the National Association of Insurance Commissioners’ (“NAIC”) *Accounting Practices and Procedures Manual* (“NAIC SAP”) was adopted as the basis of RI SAP.

The Department has adopted certain prescribed accounting practices that differ from those found in NAIC SAP, none of which affect the financial statements of the Company. A reconciliation of the Company’s net income and capital and surplus between RI SAP and NAIC SAP is as follows:

	SSAP Number ⁽¹⁾	Financial Statement Page	Financial Statement Line Number	For the Three Months Ended March 31, 2024	For the Year Ended December 31, 2023
Net income (loss), RI SAP				\$ 3,001,911	\$ (4,413,381)
State prescribed practices: NONE				—	—
State permitted practices: NONE				—	—
Net income (loss), NAIC SAP				<u>\$ 3,001,911</u>	<u>\$ (4,413,381)</u>
				<u>March 31, 2024</u>	<u>December 31, 2023</u>
Statutory capital and surplus, RI SAP				\$ 214,144,436	\$ 206,138,869
State prescribed practices: NONE				—	—
State permitted practices: NONE				—	—
Statutory capital and surplus, NAIC SAP				<u>\$ 214,144,436</u>	<u>\$ 206,138,869</u>

⁽¹⁾ Statement of Statutory Accounting Principles (“SSAP”)

B. Use of Estimates in the Preparation of the Financial Statements

No significant change.

C. Accounting Policy

(1) No significant change.

(2) The Company did not sell and reacquire any NAIC Securities Valuation Office Identified Funds.

(3 - 5) No significant change.

(6) Mortgage-backed bonds, included in bonds, are generally stated at amortized cost using the scientific method unless they have a NAIC rating designation of 3, 4, 5, or 6, which are stated at the lower of amortized cost or fair value. Amortization of the discount or premium from the purchase of these securities considers the estimated timing and amount of prepayments of the underlying mortgage loans. Actual prepayment experience is periodically reviewed and effective yields are recalculated when differences arise between the prepayments originally anticipated and the actual prepayments received and currently anticipated. For credit-sensitive mortgage-backed and asset-backed bonds and certain prepayment-sensitive bonds (e.g., interest-only securities), the effective yield is recalculated on a prospective basis. For all other mortgage-backed and asset-backed bonds, the effective yield is recalculated on a retrospective basis.

For certain residential mortgage-backed securities (“RMBS”) and commercial mortgage-backed securities (“CMBS”), both an initial and final NAIC designation is determined on a security-by-security basis based on a range of values published by the NAIC. The initial designation is used to determine the carrying value of the RMBS or CMBS. RMBS and CMBS with initial designations of 1 or 2 are stated at amortized cost, while RMBS and CMBS with initial designations of 3, 4, 5 or 6 are stated at the lower of amortized cost or fair value. The final designation calculation compares this carrying value with a range of values, resulting in a final NAIC designation reported herein, which is used for all other accounting and reporting purposes.

(7-13) No significant change.

D. Going Concern

Management does not have any substantial doubt about the Company’s ability to continue as a going concern.

NOTES TO THE FINANCIAL STATEMENTS

2. Accounting Changes and Corrections of Errors

No significant change.

3. Business Combinations and Goodwill

No significant change.

4. Discontinued Operations

No significant change.

5. Investments

A-C. No significant change.

D. Loan-backed Securities

- (1) Prepayment assumptions were obtained from published broker dealer values and internal estimates.
- (2) a. The Company did not recognize any OTTI on the basis of the intent to sell during the three months ended March 31, 2024.
- b. The Company did not recognize any OTTI on the basis of the inability or lack of intent to retain the investment in the security for a period of time sufficient to recover the amortized cost basis during the three months ended March 31, 2024.
- (3) As of March 31, 2024, the Company has not recognized any OTTI on its loan-backed securities based on cash flow analysis.
- (4) At March 31, 2024, the estimated fair value and gross unrealized losses for loan-backed securities, aggregated by length of time the securities have been in a continuous loss position were as follows:
- | | | | |
|----|--|----|-----------|
| a. | The aggregate amount of unrealized losses: | | |
| | 1. Less than 12 Months | \$ | 34 |
| | 2. 12 Months or Longer | \$ | 1,018,144 |
| b. | The aggregate related fair value of securities with unrealized losses: | | |
| | 1. Less than 12 Months | \$ | 4,999,967 |
| | 2. 12 Months or Longer | \$ | 7,943,199 |
- (5) The Company performs a regular evaluation, on a security-by-security basis, of its securities holdings in accordance with its OTTI policy in order to evaluate whether such investments are other than temporarily impaired. Management considers a wide range of factors about the security issuer and uses its best judgment in evaluating the cause of the decline in the estimated fair value of the security and in assessing the prospects for near-term recovery. Factors considered include fundamentals of the industry and geographic area in which the security issuer operates, as well as overall macroeconomic conditions. Projected future cash flows are estimated using assumptions derived from management's best estimates of likely scenario-based outcomes after giving consideration to a variety of variables that include, but are not limited to: (i) general payment terms of the security; (ii) the likelihood that the issuer can service the scheduled interest and principal payments; (iii) the quality and amount of any credit enhancements; (iv) the security's position within the capital structure of the issuer; (v) possible corporate restructurings or asset sales by the issuer; and (vi) changes to the rating of the security or the issuer by rating agencies. Additional considerations are made when assessing the unique features that apply to certain loan-backed securities including, but are not limited to: (i) the quality of underlying collateral; (ii) expected prepayment speeds; (iii) current and forecasted loss severity; (iv) consideration of the payment terms of the underlying assets backing the security; and (v) the payment priority within the tranche structure of the security. For loan-backed securities in an unrealized loss position as summarized in the immediately preceding table, the Company does not have the intent to sell the securities, believes it has the intent and ability to retain the security for a period of time sufficient to recover the carrying value of the security and based on the cash flow modeling and other considerations as described above, believes these securities are not other than temporarily impaired.

E. Dollar Repurchase Agreements and/or Securities Lending Transactions

(1-2) No significant change.

(3) The Company did not receive any collateral as of March 31, 2024.

(4-7) No significant change.

NOTES TO THE FINANCIAL STATEMENTS

F. Repurchase Agreements Transactions Accounted for as Secured Borrowing

The Company did not have any repurchase agreement transactions accounted for as secured borrowings as of March 31, 2024.

G. Reverse Repurchase Agreements Transactions Accounted for as Secured Borrowing

The Company did not have any reverse repurchase agreement transactions accounted for as secured borrowings as of March 31, 2024.

H. Repurchase Agreements Transactions Accounted for as a Sale

The Company did not have any repurchase agreement transactions accounted for as a sale as of March 31, 2024.

I. Reverse Repurchase Agreements Transactions Accounted for as a Sale

The Company did not have any reverse repurchase agreement transactions accounted for as a sale as of March 31, 2024.

J-K. No significant change.

L. Restricted Assets

No significant change.

M. Working Capital Finance Investments

The Company had no working capital finance investments as of March 31, 2024.

N. Offsetting and Netting of Assets and Liabilities

The Company had no assets and liabilities which are offset and reported net in accordance with a valid right to offset.

O-Q. No significant change.

R. Reporting Entity's Share of Cash Pool by Asset Type

The Company did not invest in cash pools during the three months ended March 31, 2024.

6. *Joint Ventures, Partnerships and Limited Liability Companies*

No significant change.

7. *Investment Income*

No significant change.

8. *Derivative Instruments*

The Company did not utilize derivative instruments in 2024.

NOTES TO THE FINANCIAL STATEMENTS

9. Income Taxes

The MetLife, Inc. consolidated U.S. Federal tax return filing group, of which the Company is a member, meets the average “adjusted financial statement income” threshold and is required to perform Corporate Alternative Minimum Tax (“CAMT”) calculations in 2024. The Company, which is included in a consolidated tax return, is an applicable reporting entity, which is consistent with SSAP No.101, *Income Taxes* (“SSAP 101”). The Company has determined as of March 31, 2024, that it does not expect to be liable for CAMT in Q1 2024 and does not recognize any CAMT credit deferred tax assets (“DTAs”).

A. The components of net deferred tax assets (“DTAs”) and deferred tax liabilities (“DTLs”) consisted of the following:

		March 31, 2024		
		Ordinary	Capital	Total
1a	Gross DTAs	\$ 9,381,338	\$ —	\$ 9,381,338
1b	Statutory valuation allowance adjustments	—	—	—
1c	Adjusted Gross DTAs	9,381,338	—	9,381,338
1d	DTAs nonadmitted	(187,406)	—	(187,406)
1e	Subtotal net admitted DTAs	9,193,932	—	9,193,932
1f	DTLs	—	—	—
1g	Net admitted DTAs/(Net DTLs)	<u>\$ 9,193,932</u>	<u>\$ —</u>	<u>\$ 9,193,932</u>

		December 31, 2023		
		Ordinary	Capital	Total
1a	Gross DTAs	\$ 4,699,469	\$ —	\$ 4,699,469
1b	Statutory valuation allowance adjustments	—	—	—
1c	Adjusted Gross DTAs	4,699,469	—	4,699,469
1d	DTAs nonadmitted	(190,317)	—	(190,317)
1e	Subtotal net admitted DTAs	4,509,152	—	4,509,152
1f	DTLs	—	—	—
1g	Net admitted DTAs/(Net DTLs)	<u>\$ 4,509,152</u>	<u>\$ —</u>	<u>\$ 4,509,152</u>

		Change		
		Ordinary	Capital	Total
1a	Gross DTAs	\$ 4,681,869	\$ —	\$ 4,681,869
1b	Statutory valuation allowance adjustments	—	—	—
1c	Adjusted Gross DTAs	4,681,869	—	4,681,869
1d	DTAs nonadmitted	2,911	—	2,911
1e	Subtotal net admitted DTAs	4,684,780	—	4,684,780
1f	DTLs	—	—	—
1g	Net admitted DTAs/(Net DTLs)	<u>\$ 4,684,780</u>	<u>\$ —</u>	<u>\$ 4,684,780</u>

NOTES TO THE FINANCIAL STATEMENTS

Admission calculation components - SSAP 101:

		March 31, 2024		
		Ordinary	Capital	Total
2a	Federal income taxes paid in prior years recoverable through loss carrybacks	\$ 4,226,172	\$ —	\$ 4,226,172
2b	Adjusted gross DTA expected to be realized (excluding the amount of DTA from above) after application of the threshold limitation (the lesser of 1 and 2 below)	4,967,760	—	4,967,760
1.	Adjusted gross DTA expected to be realized following the balance sheet date	4,967,760	—	4,967,760
2.	Adjusted gross DTA allowed per limitation threshold	XXX	XXX	30,742,576
2c	Adjusted gross DTA (excluding the amount of DTA from above) offset by gross DTL	—	—	—
2d	DTA admitted as the result of application of SSAP 101 total	<u>\$ 9,193,932</u>	<u>\$ —</u>	<u>\$ 9,193,932</u>

		December 31, 2023		
		Ordinary	Capital	Total
2a	Federal income taxes paid in prior years recoverable through loss carrybacks	\$ 2,664,579	\$ —	\$ 2,664,579
2b	Adjusted gross DTAs expected to be realized (excluding the amount of DTAs from above) after application of the threshold limitation (the lesser of 1 and 2 below)	1,844,573	—	1,844,573
1.	Adjusted gross DTAs expected to be realized following the balance sheet date	1,844,573	—	1,844,573
2.	Adjusted gross DTAs allowed per limitation threshold	XXX	XXX	30,244,458
2c	Adjusted gross DTAs (excluding the amount of DTAs from above) offset by gross DTLs	—	—	—
2d	DTAs admitted as the result of application of SSAP 101 total	<u>\$ 4,509,152</u>	<u>\$ —</u>	<u>\$ 4,509,152</u>

		Change		
		Ordinary	Capital	Total
2a	Federal income taxes paid in prior years recoverable through loss carrybacks	\$ 1,561,593	\$ —	\$ 1,561,593
2b	Adjusted gross DTAs expected to be realized (excluding the amount of DTAs from above) after application of the threshold limitation (the lesser of 1 and 2 below)	3,123,187	—	3,123,187
1.	Adjusted gross DTAs expected to be realized following the balance sheet date	3,123,187	—	3,123,187
2.	Adjusted gross DTAs allowed per limitation threshold	XXX	XXX	498,118
2c	Adjusted gross DTAs (excluding the amount of DTAs from above) offset by gross DTLs	—	—	—
2d	DTAs admitted as the result of application of SSAP 101 total	<u>\$ 4,684,780</u>	<u>\$ —</u>	<u>\$ 4,684,780</u>

		March 31, 2024	December 31, 2023
3a	RBC percentage used to determine recovery period and threshold limitation amount	853 %	839 %
3b	Amount of total adjusted capital used to determine recovery period and threshold limitation	\$ 204,950,505	\$ 201,629,718

Management believes the Company will be able to utilize the DTAs in the future without any tax planning strategies.

Do the Company's tax planning strategies include the use of reinsurance? No

B. No significant change.

C. Current income taxes incurred consisted of the following major components:

		March 31, 2024	December 31, 2023
Current income tax:			
1a	Federal	\$ 6,793,390	\$ 1,497,089
1b	Foreign	—	—
1c	Subtotal (1a+1b)	6,793,390	1,497,089
1d	Federal income tax on net capital gains/(losses)	(62)	370
1e	Utilization of capital loss carryforwards	—	—
1f	Other	—	—
1g	Federal and foreign income taxes incurred (1c+1d+1e+1f)	<u>\$ 6,793,328</u>	<u>\$ 1,497,459</u>

NOTES TO THE FINANCIAL STATEMENTS

The changes in the main components of deferred income tax amounts were as follows:

	<u>March 31, 2024</u>	<u>December 31, 2023</u>	<u>Change</u>
DTAs:			
Ordinary:			
2a1	Discounting of unpaid losses	\$ —	\$ —
2a2	Unearned premium reserve	8,888,338	4,154,565
2a3	Policyholder reserves	138,343	124,527
2a4	Investments	187,407	190,317
2a5	Deferred acquisition costs	—	—
2a6	Policyholder dividends accrual	—	—
2a7	Fixed assets	—	—
2a8	Compensation and benefits accrual	—	—
2a9	Pension accrual	—	—
2a10	Receivables - nonadmitted	—	—
2a11	Net operating loss carryforward	—	—
2a12	Tax credit carryforwards	—	—
2a13	Other	167,250	230,060
2a99	Subtotal (sum of 2a1 through 2a13)	9,381,338	4,699,469
2b	Statutory valuation allowance adjustment	—	—
2c	Nonadmitted	(187,406)	(190,317)
2d	Admitted ordinary DTAs	9,193,932	4,509,152
Capital:			
2e1	Investments	—	—
2e2	Net capital loss carryforward	—	—
2e3	Real estate	—	—
2e4	Other	—	—
2e99	Subtotal (2e1 +2e2 +2e3 +2e4)	—	—
2f	Statutory valuation allowance adjustment	—	—
2g	Nonadmitted	—	—
2h	Admitted capital DTAs	—	—
2i	Admitted DTAs	\$ 9,193,932	\$ 4,509,152
DTLs:			
Ordinary:			
3a1	Investments	\$ —	\$ —
3a2	Fixed assets	—	—
3a3	Deferred and uncollected premiums	—	—
3a4	Policyholder reserves	—	—
3a5	Other	—	—
3a99	Subtotal (3a1 +3a2 +3a3 +3a4 +3a5)	—	—
Capital:			
3b1	Investments	—	—
3b2	Real estate	—	—
3b3	Other	—	—
3b99	Subtotal (3b1 +3b2 +3b3)	—	—
3c	DTLs	\$ —	\$ —
4	Net DTAs/(DTLs)	\$ 9,193,932	\$ 4,509,152
			Change in nonadmitted DTAs
			(2,911)
			Tax effect of unrealized gains (losses)
			2,809
			Change in net DTAs
			\$ 4,684,678

NOTES TO THE FINANCIAL STATEMENTS

- D. The provision for Federal and foreign income taxes incurred is different from that which would be obtained by applying the statutory Federal income tax rate to net gain (loss) from operations after dividends to policyholders and before Federal income tax. The significant items causing the difference were as follows:

	March 31, 2024
Net income, before net realized capital gains (losses), after dividends to policyholders and before all other Federal and foreign income taxes @ 21%	\$ 2,057,062
Net realized capital gains (losses) @ 21%	(62)
Tax effect of:	
Political contribution	1,050
Change in nonadmitted assets	64,155
Tax exempt income	(13,940)
Penalties	385
Total statutory income taxes (benefit)	<u>\$ 2,108,650</u>
Federal and foreign income taxes incurred including tax on realized capital gains	\$ 6,793,328
Change in net DTAs	(4,684,678)
Total statutory income taxes (benefit)	<u>\$ 2,108,650</u>

E-I. No significant change.

10. Information Concerning Parents, Subsidiaries, Affiliates and Other Related Parties

A-C. No significant change.

- D. The Company has receivables and payables with affiliates for services necessary to conduct its business. Receivables expected to be settled within 90 days are admitted. Receivables from affiliates totaled \$3,199,622 and \$4,624,710 at March 31, 2024 and December 31, 2023, respectively. Payables to affiliates totaled \$4,222,611 and \$4,444,899 at March 31, 2024 and December 31, 2023, respectively.

E-O. No significant change.

11. Debt

A. No significant change.

B. The Company has not issued any debt to the FHLB.

12. Retirement Plans, Deferred Compensation, Postemployment Benefits and Compensated Absences and Other Postretirement Benefit Plans

As of March 31, 2024, the Company did not sponsor any retirement plans, deferred compensation, postemployment benefits and compensated absences and other postretirement plans.

13. Capital and Surplus, Shareholder's Dividend Restrictions and Quasi Reorganizations

No significant change.

NOTES TO THE FINANCIAL STATEMENTS

14. Liabilities, Contingencies and Assessments

A - F. No significant change.

G. All Other Contingencies

Uncollectible Premium Receivables

The Company had admitted assets of \$18,267,815 and \$13,977,305 at March 31, 2024 and December 31, 2023, respectively, in uncollected premiums and agents' balances in the course of collection. The Company routinely assesses the ability to collect these receivables. Based upon Company experience, the amount of premiums and other accounts receivable that may become uncollectible and result in a potential loss is not material to the Company's financial condition.

Litigation

Various litigation, claims and assessments against the Company, in addition to those otherwise provided for in the Company's financial statements, have arisen in the course of the Company's business, including, but not limited to, in connection with its activities as an insurer, employer, investor or taxpayer. Further, state insurance regulatory and other federal and state authorities regularly make inquiries and conduct investigations concerning the Company's compliance with applicable insurance and other laws and regulations.

On a quarterly and annual basis, management reviews relevant information with respect to liabilities for litigation, regulatory investigations and litigation-related contingencies to be reflected in the Company's financial statements. Liabilities are established when it is probable that a loss has been incurred and the amount of the loss can be reasonably estimated.

15. Leases

No significant change.

16. Information about Financial Instruments with Off-Balance Sheet Risk and Financial Instruments with Concentrations of Credit Risk

No significant change.

17. Sale, Transfer and Servicing of Financial Assets and Extinguishments of Liabilities

A. Transfers of Receivables Reported as Sales

No significant change.

B. Transfer and Servicing of Financial Assets

The Company did not participate in the transfer or servicing of financial assets during 2024.

C. Wash Sales

(1) In the course of the Company's asset management, securities are not sold and reacquired within 30 days of the sale date to enhance the Company's yield on its investment portfolio. There may be occasional isolated incidents where wash sales occur.

(2) The Company had no wash sales with an NAIC designation 3 or below or unrated securities during the three months ended March 31, 2024.

18. Gain or Loss to the Reporting Entity from Uninsured Plans and the Uninsured Portion of Partially Insured Plans

No significant change.

19. Direct Premium Written/Produced by Managing General Agents/Third Party Administrators

No significant change.

NOTES TO THE FINANCIAL STATEMENTS

20. Fair Value Measurement

A. Fair Value Hierarchy

- (1) Assets and Liabilities Measured and Reported at Estimated Fair Value at Reporting Date

Hierarchy Table

The following table provides information about financial assets and liabilities measured and reported at estimated fair value or NAV at:

	March 31, 2024				
	Fair Value Measurements at Reporting Date Using				
	Level 1	Level 2	Level 3	NAV	Total
Assets					
Bonds:					
Industrial & Miscellaneous	\$ —	\$ 982,476	\$ —	\$ —	\$ 982,476
Total bonds	<u>\$ —</u>	<u>\$ 982,476</u>	<u>\$ —</u>	<u>\$ —</u>	<u>\$ 982,476</u>

- (2) Assets and Liabilities Measured and Reported at Estimated Fair Value at Reporting Date

Rollforward Table - Level 3 Assets and Liabilities

There are no assets and liabilities measured and reported at estimated fair value using significant unobservable (Level 3) inputs for the quarter ended March 31, 2024.

- (3) Assets and Liabilities Measured and Reported at Estimated Fair Value at Reporting Date

Valuation Techniques and Inputs for Level 2 and Level 3 Assets and Liabilities by Major Classes of Assets and Liabilities:

When developing estimated fair values, the Company considers two broad valuation techniques: (i) the market approach and (ii) the income approach. The Company determines the most appropriate valuation technique to use, given what is being measured and the availability of sufficient inputs, giving priority to observable inputs.

The Company categorizes its financial assets and liabilities into a three-level hierarchy, based on the significant input with the lowest level in their valuation. The input levels are as follows. Level 1 - Unadjusted quoted prices in active markets for identical assets or liabilities. The Company defines active markets based on average trading volume for common stock. The size of the bid/ask spread is used as an indicator of market activity for bonds. Level 2 - Quoted prices in markets that are not active or inputs that are observable either directly or indirectly. These inputs can include quoted prices for similar but not identical assets or liabilities other than quoted prices in Level 1, quoted prices in markets that are not active, or other significant inputs that are observable or can be derived principally from or corroborated by observable market data for substantially the full term of the assets or liabilities. Level 3 - Unobservable inputs that are supported by little or no market activity and are significant to the determination of estimated fair value of the assets and liabilities. Unobservable inputs reflect the reporting entity's own assumptions about the assumptions that market participants would use in pricing the asset or liability.

In general, investments classified within Level 3 use many of the same valuation techniques and inputs as described in the Level 2 discussions below. However, if key inputs are unobservable, or if the investments are less liquid and there is very limited trading activity, the investments are generally classified as Level 3. The use of independent non-binding broker quotations to value investments generally indicates there is a lack of liquidity or the general lack of transparency in the process to develop the valuation estimates generally causing these investments to be classified in Level 3.

The valuation of most instruments listed below are determined using independent pricing sources, matrix pricing, discounted cash flow methodologies or other similar techniques that use either observable market inputs or unobservable inputs.

NOTES TO THE FINANCIAL STATEMENTS

such securities and are considered appropriate given the circumstances. Generally, these investments are classified in Level 3.

The use of different methodologies, assumptions and inputs may have a material effect on the estimated fair values of the Company's securities holdings.

The estimated fair value for cash approximates carrying value and is classified as Level 1 given the nature of cash.

Investment Income Due and Accrued

Due to the short-term nature of investment income due and accrued, the Company believes there is minimal risk of material changes in interest rates or the credit of the issuer such that estimated fair value approximates carrying value. These amounts are generally classified as Level 2.

- D. At March 31, 2024, the Company had no investments where it was not practicable to estimate fair value.
- E. The Company did not have any investments that were measured using NAV as a practical expedient as of March 31, 2024.

21. Other Items

No significant change.

22. Events Subsequent

The Company has evaluated events subsequent to March 31, 2024 through May 9, 2024, which is the date these financial statements were available to be issued and has determined there are no material subsequent events requiring adjustment to or disclosure in the financial statements.

23. Reinsurance

A-B. No significant change.

C. Reinsurance Assumed and Ceded

(1)	Assumed Reinsurance		Ceded Reinsurance		Net	
	Premium Reserve	Commission Equity	Premium Reserve	Commission Equity	Premium Reserve	Commission Equity
	(1)	(2)	(3)	(4)	(5)	(6)
a. Affiliates	\$ —	\$ —	\$ —	\$ —	\$ —	\$ —
b. All Other	—	—	128	—	(128)	—
c. Total	<u>\$ —</u>	<u>\$ —</u>	<u>\$ 128</u>	<u>\$ —</u>	<u>\$ (128)</u>	<u>\$ —</u>
d. Direct Unearned Premium Reserves:			<u>\$ 128</u>	<u>\$ —</u>	<u>\$ —</u>	<u>\$ —</u>

(2 - 3) No significant change.

D-K. No significant change.

24. Retrospectively Rated Contracts & Contracts Subject to Redetermination

A-E. No significant change.

F. The Company is not subject to the risk sharing provision of the Affordable Care Act.

25. Change in Incurred Losses and Loss Adjustment Expenses

- A. Reserves as of December 31, 2023 were \$21,102,584. As of March 31, 2024, \$14,026,000 has been paid for incurred claims net of reinsurance recoverables and claim adjustment expenses attributable to insured events of prior years. Reserves remaining for prior years are now \$7,823,584 as a result of re-estimation of unpaid claims and claims adjustment expenses. Therefore, there has been a \$747,000 unfavorable prior year development from December 31, 2023 to March 31, 2024. The decrease is generally the result of ongoing analysis of recent loss development trends. Original estimates are increased or decreased as additional information becomes known regarding individual claims.
- B. There were no significant changes in methodologies and assumptions used in calculating the liability for unpaid losses and loss adjustment expenses during 2024.

NOTES TO THE FINANCIAL STATEMENTS

26. Intercompany Pooling Arrangements

No significant change.

27. Structured Settlements

No significant change.

28. Health Care Receivables

No significant change.

29. Participating Policies

No significant change.

30. Premium Deficiency Reserves

(1) Liability carried for premium deficiency reserves	\$	4,041,901
(2) Date of the most recent evaluation of this liability		03/31/2024
(3) Was anticipated investment income utilized in the calculation?		No

31. High Deductibles

No significant change.

32. Discounting of Liabilities for Unpaid Losses or Unpaid Loss Adjustment Expenses

No significant change.

33. Asbestos/Environmental Reserves

No significant change.

34. Subscriber Savings Accounts

No significant change.

35. Multiple Peril Crop Insurance

No significant change.

36. Financial Guaranty Insurance

No significant change.

GENERAL INTERROGATORIES

PART 1 - COMMON INTERROGATORIES

GENERAL

- 1.1 Did the reporting entity experience any material transactions requiring the filing of Disclosure of Material Transactions with the State of Domicile, as required by the Model Act? Yes [] No [X]
- 1.2 If yes, has the report been filed with the domiciliary state? Yes [] No []
- 2.1 Has any change been made during the year of this statement in the charter, by-laws, articles of incorporation, or deed of settlement of the reporting entity? Yes [] No [X]
- 2.2 If yes, date of change: _____
- 3.1 Is the reporting entity a member of an Insurance Holding Company System consisting of two or more affiliated persons, one or more of which is an insurer? Yes [X] No []
If yes, complete Schedule Y, Parts 1 and 1A.
- 3.2 Have there been any substantial changes in the organizational chart since the prior quarter end? Yes [X] No []
- 3.3 If the response to 3.2 is yes, provide a brief description of those changes.
Various mergers, reorganizations and formations - See Schedule Y Part 1, Organization Chart - regarding information concerning activities of insurer members of a holding company group
- 3.4 Is the reporting entity publicly traded or a member of a publicly traded group? Yes [X] No []
- 3.5 If the response to 3.4 is yes, provide the CIK (Central Index Key) code issued by the SEC for the entity/group. 1099219
- 4.1 Has the reporting entity been a party to a merger or consolidation during the period covered by this statement? Yes [] No [X]
- 4.2 If yes, provide the name of the entity, NAIC Company Code, and state of domicile (use two letter state abbreviation) for any entity that has ceased to exist as a result of the merger or consolidation.

1 Name of Entity	2 NAIC Company Code	3 State of Domicile
.....

5. If the reporting entity is subject to a management agreement, including third-party administrator(s), managing general agent(s), attorney-in-fact, or similar agreement, have there been any significant changes regarding the terms of the agreement or principals involved? Yes [] No [X] N/A []
If yes, attach an explanation.
.....
- 6.1 State as of what date the latest financial examination of the reporting entity was made or is being made. 12/31/2020
- 6.2 State the as of date that the latest financial examination report became available from either the state of domicile or the reporting entity. This date should be the date of the examined balance sheet and not the date the report was completed or released. 12/31/2020
- 6.3 State as of what date the latest financial examination report became available to other states or the public from either the state of domicile or the reporting entity. This is the release date or completion date of the examination report and not the date of the examination (balance sheet date). 04/11/2022
- 6.4 By what department or departments?
Rhode Island Insurance Division / Department of Business Regulation
- 6.5 Have all financial statement adjustments within the latest financial examination report been accounted for in a subsequent financial statement filed with Departments? Yes [] No [] N/A [X]
- 6.6 Have all of the recommendations within the latest financial examination report been complied with? Yes [] No [] N/A [X]
- 7.1 Has this reporting entity had any Certificates of Authority, licenses or registrations (including corporate registration, if applicable) suspended or revoked by any governmental entity during the reporting period? Yes [] No [X]
- 7.2 If yes, give full information:
.....
- 8.1 Is the company a subsidiary of a bank holding company regulated by the Federal Reserve Board? Yes [] No [X]
- 8.2 If response to 8.1 is yes, please identify the name of the bank holding company.
.....
- 8.3 Is the company affiliated with one or more banks, thrifts or securities firms? Yes [X] No []
- 8.4 If response to 8.3 is yes, please provide below the names and location (city and state of the main office) of any affiliates regulated by a federal regulatory services agency [i.e. the Federal Reserve Board (FRB), the Office of the Comptroller of the Currency (OCC), the Federal Deposit Insurance Corporation (FDIC) and the Securities Exchange Commission (SEC)] and identify the affiliate's primary federal regulator.

1 Affiliate Name	2 Location (City, State)	3 FRB	4 OCC	5 FDIC	6 SEC
MetLife Investment Management, LLC	Whippany, NJ YES ...
MetLife Investors Distribution Company	New York, NY YES ...
MetLife Investment Securities, LLC	Whippany, NJ YES ...
Raven Capital Management LLC	New York, NY YES ...

STATEMENT AS OF MARCH 31, 2024 OF THE Metropolitan General Insurance Company

GENERAL INTERROGATORIES

- 9.1 Are the senior officers (principal executive officer, principal financial officer, principal accounting officer or controller, or persons performing similar functions) of the reporting entity subject to a code of ethics, which includes the following standards? Yes [X] No []
- (a) Honest and ethical conduct, including the ethical handling of actual or apparent conflicts of interest between personal and professional relationships;
- (b) Full, fair, accurate, timely and understandable disclosure in the periodic reports required to be filed by the reporting entity;
- (c) Compliance with applicable governmental laws, rules and regulations;
- (d) The prompt internal reporting of violations to an appropriate person or persons identified in the code; and
- (e) Accountability for adherence to the code.
- 9.11 If the response to 9.1 is No, please explain:
- 9.2 Has the code of ethics for senior managers been amended? Yes [] No [X]
- 9.21 If the response to 9.2 is Yes, provide information related to amendment(s).
- 9.3 Have any provisions of the code of ethics been waived for any of the specified officers? Yes [] No [X]
- 9.31 If the response to 9.3 is Yes, provide the nature of any waiver(s).

FINANCIAL

- 10.1 Does the reporting entity report any amounts due from parent, subsidiaries or affiliates on Page 2 of this statement? Yes [X] No []
- 10.2 If yes, indicate any amounts receivable from parent included in the Page 2 amount: \$

INVESTMENT

- 11.1 Were any of the stocks, bonds, or other assets of the reporting entity loaned, placed under option agreement, or otherwise made available for use by another person? (Exclude securities under securities lending agreements.) Yes [X] No []
- 11.2 If yes, give full and complete information relating thereto:
- On deposit with states: \$4,628,943
12. Amount of real estate and mortgages held in other invested assets in Schedule BA: \$
13. Amount of real estate and mortgages held in short-term investments: \$
- 14.1 Does the reporting entity have any investments in parent, subsidiaries and affiliates? Yes [] No [X]
- 14.2 If yes, please complete the following:

	1	2
	Prior Year-End Book/Adjusted Carrying Value	Current Quarter Book/Adjusted Carrying Value
14.21 Bonds	\$	\$
14.22 Preferred Stock	\$	\$
14.23 Common Stock	\$	\$
14.24 Short-Term Investments	\$	\$
14.25 Mortgage Loans on Real Estate	\$	\$
14.26 All Other	\$	\$
14.27 Total Investment in Parent, Subsidiaries and Affiliates (Subtotal Lines 14.21 to 14.26)	\$	\$
14.28 Total Investment in Parent included in Lines 14.21 to 14.26 above	\$	\$

- 15.1 Has the reporting entity entered into any hedging transactions reported on Schedule DB? Yes [] No [X]
- 15.2 If yes, has a comprehensive description of the hedging program been made available to the domiciliary state? Yes [] No [] N/A [X]
- If no, attach a description with this statement.
16. For the reporting entity's security lending program, state the amount of the following as of the current statement date:
- 16.1 Total fair value of reinvested collateral assets reported on Schedule DL, Parts 1 and 2. \$
- 16.2 Total book/adjusted carrying value of reinvested collateral assets reported on Schedule DL, Parts 1 and 2 \$
- 16.3 Total payable for securities lending reported on the liability page. \$

STATEMENT AS OF MARCH 31, 2024 OF THE Metropolitan General Insurance Company
GENERAL INTERROGATORIES

17. Excluding items in Schedule E - Part 3 - Special Deposits, real estate, mortgage loans and investments held physically in the reporting entity's offices, vaults or safety deposit boxes, were all stocks, bonds and other securities, owned throughout the current year held pursuant to a custodial agreement with a qualified bank or trust company in accordance with Section 1, III - General Examination Considerations, F. Outsourcing of Critical Functions, Custodial or Safekeeping Agreements of the NAIC Financial Condition Examiners Handbook? Yes [X] No []
- 17.1 For all agreements that comply with the requirements of the NAIC Financial Condition Examiners Handbook, complete the following:

1 Name of Custodian(s)	2 Custodian Address
JP Morgan Chase & Co	4 MetroTech Center, 6th Floor, Brooklyn, NY 11245

- 17.2 For all agreements that do not comply with the requirements of the NAIC Financial Condition Examiners Handbook, provide the name, location and a complete explanation:

1 Name(s)	2 Location(s)	3 Complete Explanation(s)
.....

- 17.3 Have there been any changes, including name changes, in the custodian(s) identified in 17.1 during the current quarter? Yes [] No [X]
- 17.4 If yes, give full information relating thereto:

1 Old Custodian	2 New Custodian	3 Date of Change	4 Reason
.....

- 17.5 Investment management – Identify all investment advisors, investment managers, broker/dealers, including individuals that have the authority to make investment decisions on behalf of the reporting entity. For assets that are managed internally by employees of the reporting entity, note as such. ["...that have access to the investment accounts"; "...handle securities"]

1 Name of Firm or Individual	2 Affiliation
MetLife Investment Management, LLC	A.....

- 17.5097 For those firms/individuals listed in the table for Question 17.5, do any firms/individuals unaffiliated with the reporting entity (i.e. designated with a "U") manage more than 10% of the reporting entity's invested assets?..... Yes [] No [X]
- 17.5098 For firms/individuals unaffiliated with the reporting entity (i.e. designated with a "U") listed in the table for Question 17.5, does the total assets under management aggregate to more than 50% of the reporting entity's invested assets?..... Yes [] No [X]

- 17.6 For those firms or individuals listed in the table for 17.5 with an affiliation code of "A" (affiliated) or "U" (unaffiliated), provide the information for the table below.

1	2	3	4	5
Central Registration Depository Number	Name of Firm or Individual	Legal Entity Identifier (LEI)	Registered With	Investment Management Agreement (IMA) Filed
142463	MetLife Investment Management, LLC	EAU072Q8FCR1S0XGYJ21	SEC	DS.....

- 18.1 Have all the filing requirements of the Purposes and Procedures Manual of the NAIC Investment Analysis Office been followed? Yes [X] No []
- 18.2 If no, list exceptions:

19. By self-designating 5GI securities, the reporting entity is certifying the following elements for each self-designated 5GI security:
- a. Documentation necessary to permit a full credit analysis of the security does not exist or an NAIC CRP credit rating for an FE or PL security is not available.
 - b. Issuer or obligor is current on all contracted interest and principal payments.
 - c. The insurer has an actual expectation of ultimate payment of all contracted interest and principal.
- Has the reporting entity self-designated 5GI securities? Yes [] No [X]

20. By self-designating PLGI securities, the reporting entity is certifying the following elements of each self-designated PLGI security:
- a. The security was purchased prior to January 1, 2018.
 - b. The reporting entity is holding capital commensurate with the NAIC Designation reported for the security.
 - c. The NAIC Designation was derived from the credit rating assigned by an NAIC CRP in its legal capacity as a NRSRO which is shown on a current private letter rating held by the insurer and available for examination by state insurance regulators.
 - d. The reporting entity is not permitted to share this credit rating of the PL security with the SVO.
- Has the reporting entity self-designated PLGI securities? Yes [] No [X]

21. By assigning FE to a Schedule BA non-registered private fund, the reporting entity is certifying the following elements of each self-designated FE fund:
- a. The shares were purchased prior to January 1, 2019.
 - b. The reporting entity is holding capital commensurate with the NAIC Designation reported for the security.
 - c. The security had a public credit rating(s) with annual surveillance assigned by an NAIC CRP in its legal capacity as an NRSRO prior to January 1, 2019.
 - d. The fund only or predominantly holds bonds in its portfolio.
 - e. The current reported NAIC Designation was derived from the public credit rating(s) with annual surveillance assigned by an NAIC CRP in its legal capacity as an NRSRO.
 - f. The public credit rating(s) with annual surveillance assigned by an NAIC CRP has not lapsed.
- Has the reporting entity assigned FE to Schedule BA non-registered private funds that complied with the above criteria? Yes [] No [X]

GENERAL INTERROGATORIES

PART 2 - PROPERTY & CASUALTY INTERROGATORIES

1. If the reporting entity is a member of a pooling arrangement, did the agreement or the reporting entity's participation change? Yes [] No [] N/A [X]
 If yes, attach an explanation.

2. Has the reporting entity reinsured any risk with any other reporting entity and agreed to release such entity from liability, in whole or in part, from any loss that may occur on the risk, or portion thereof, reinsured? Yes [] No [X]
 If yes, attach an explanation.

3.1 Have any of the reporting entity's primary reinsurance contracts been canceled? Yes [] No [X]

3.2 If yes, give full and complete information thereto.

4.1 Are any of the liabilities for unpaid losses and loss adjustment expenses other than certain workers' compensation tabular reserves (see Annual Statement Instructions pertaining to disclosure of discounting for definition of "tabular reserves") discounted at a rate of interest greater than zero? Yes [] No [X]

4.2 If yes, complete the following schedule:

			TOTAL DISCOUNT				DISCOUNT TAKEN DURING PERIOD			
1	2	3	4	5	6	7	8	9	10	11
Line of Business	Maximum Interest	Discount Rate	Unpaid Losses	Unpaid LAE	IBNR	TOTAL	Unpaid Losses	Unpaid LAE	IBNR	TOTAL
TOTAL										

5. Operating Percentages:

5.1 A&H loss percent %

5.2 A&H cost containment percent %

5.3 A&H expense percent excluding cost containment expenses %

6.1 Do you act as a custodian for health savings accounts? Yes [] No [X]

6.2 If yes, please provide the amount of custodial funds held as of the reporting date \$.....

6.3 Do you act as an administrator for health savings accounts? Yes [] No [X]

6.4 If yes, please provide the balance of the funds administered as of the reporting date \$.....

7. Is the reporting entity licensed or chartered, registered, qualified, eligible or writing business in at least two states? Yes [X] No []

7.1 If no, does the reporting entity assume reinsurance business that covers risks residing in at least one state other than the state of domicile of the reporting entity? Yes [] No []

SCHEDULE F - CEDED REINSURANCE

Showing All New Reinsurers - Current Year to Date

1 NAIC Company Code	2 ID Number	3 Name of Reinsurer	4 Domiciliary Jurisdiction	5 Type of Reinsurer	6 Certified Reinsurer Rating (1 through 6)	7 Effective Date of Certified Reinsurer Rating
NONE						

STATEMENT AS OF MARCH 31, 2024 OF THE Metropolitan General Insurance Company

SCHEDULE T - EXHIBIT OF PREMIUMS WRITTEN

Current Year to Date - Allocated by States and Territories

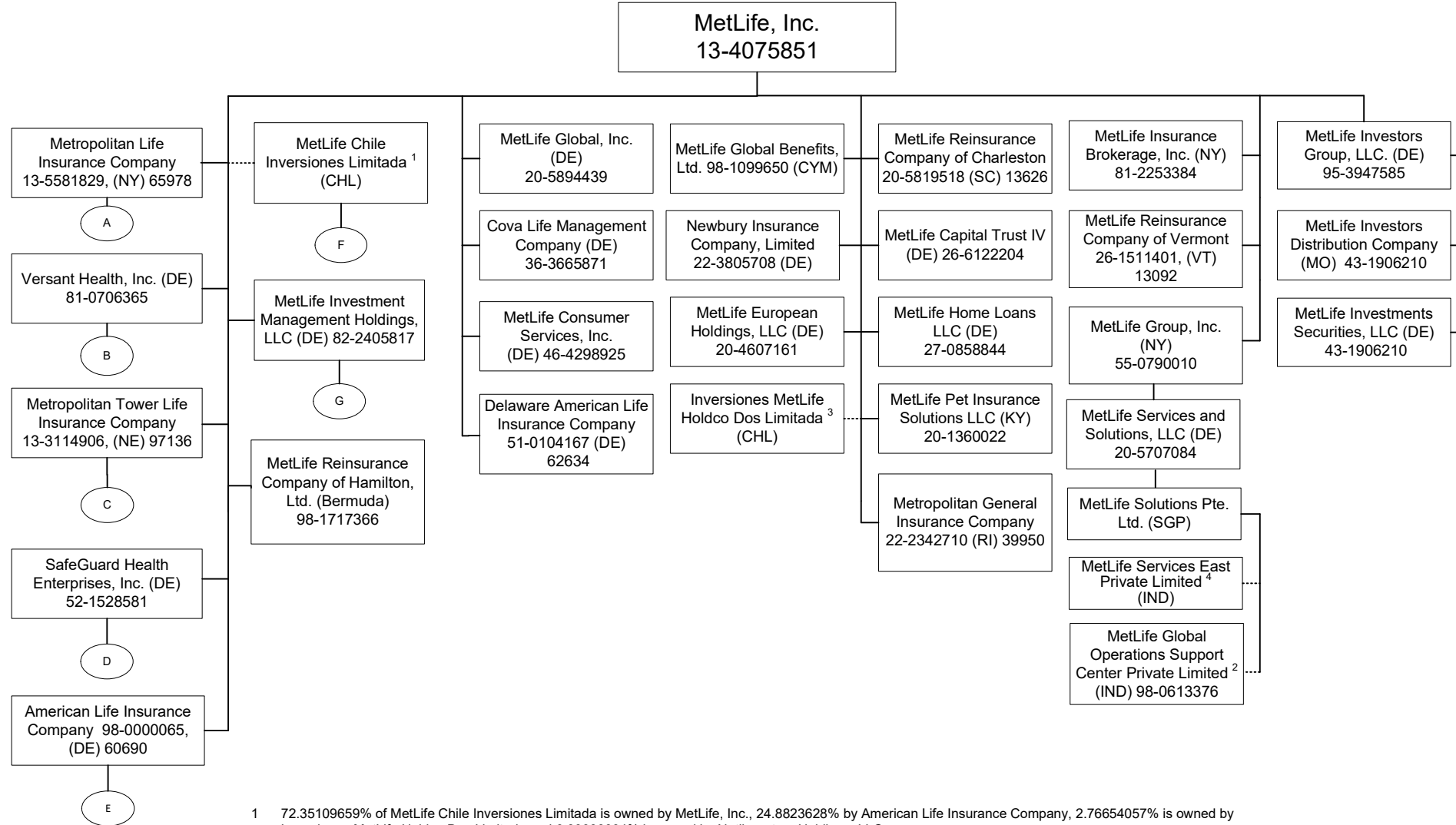
States, etc.	1 Active Status (a)	Direct Premiums Written		Direct Losses Paid (Deducting Salvage)		Direct Losses Unpaid	
		2 Current Year To Date	3 Prior Year To Date	4 Current Year To Date	5 Prior Year To Date	6 Current Year To Date	7 Prior Year To Date
1. Alabama	AL	1,766,175	1,442,205	226,293	95,681	132,245	95,913
2. Alaska	AK	148,824	77,469	92,584	19,623	27,042	7,840
3. Arizona	AZ	8,958,575	8,049,655	1,700,982	1,094,753	1,018,046	899,935
4. Arkansas	AR	164,697	525,990	68,683	38,293	27,211	29,131
5. California	CA	13,198,555	6,836,426	9,368,790	4,122,979	3,248,895	1,215,525
6. Colorado	CO	2,345,777	1,362,655	1,259,798	775,250	574,837	361,322
7. Connecticut	CT	1,286,841	638,785	835,014	466,570	364,367	233,316
8. Delaware	DE	235,770	132,798	125,131	72,376	50,040	27,323
9. District of Columbia	DC	317,251	172,586	262,893	132,296	108,412	52,381
10. Florida	FL	15,781,209	2,466,614	3,636,158	582,712	1,686,510	789,961
11. Georgia	GA	11,255,912	9,191,679	1,615,314	877,789	1,071,264	810,852
12. Hawaii	HI	129,052	(19)	14,375	82	2,376	95
13. Idaho	ID	177,291	104,497	86,687	34,383	26,385	6,738
14. Illinois	IL	6,778,953	4,273,848	1,732,109	861,416	885,069	551,732
15. Indiana	IN	4,104,468	3,377,258	399,485	208,806	272,018	221,583
16. Iowa	IA	215,311	133,894	82,059	52,276	38,502	20,858
17. Kansas	KS	1,381,021	1,111,341	225,872	91,490	138,007	84,516
18. Kentucky	KY	523,419	346,218	293,180	172,642	148,749	94,130
19. Louisiana	LA	963,717	755,610	191,389	75,990	85,779	48,956
20. Maine	ME	780,136	467,827	282,006	110,181	115,929	58,489
21. Maryland	MD	1,641,062	871,751	991,615	548,127	441,933	254,037
22. Massachusetts	MA	9,104,836	7,455,135	2,012,051	981,300	987,250	624,626
23. Michigan	MI	10,144,377	8,924,681	1,417,952	983,604	1,359,532	1,243,974
24. Minnesota	MN	4,514,835	3,451,798	1,041,294	402,696	434,179	300,759
25. Mississippi	MS	799,320	624,861	58,197	31,437	45,727	35,893
26. Missouri	MO	715,505	425,211	358,862	237,801	268,248	203,183
27. Montana	MT	201,440	148,290	52,248	16,048	19,874	7,614
28. Nebraska	NE	935,305	843,649	90,072	48,689	57,426	46,888
29. Nevada	NV	2,443,523	13	266,020		156,175	35
30. New Hampshire	NH	563,347	313,397	844,358	588,116	2,591,808	3,376,990
31. New Jersey	NJ	7,719,290	5,297,263	2,461,335	896,827	949,250	362,142
32. New Mexico	NM	138,409	73,822	64,079	24,503	21,684	5,268
33. New York	NY	15,356,984	12,042,943	4,024,658	1,505,167	1,814,758	1,036,259
34. North Carolina	NC	1,775,716	977,694	1,002,769	450,380	371,710	150,144
35. North Dakota	ND	180,356	125,720	43,822	7,674	11,773	9,858
36. Ohio	OH	1,763,585	871,952	896,982	563,053	426,972	231,774
37. Oklahoma	OK	223,183	132,705	113,886	60,629	45,610	22,807
38. Oregon	OR	2,197,137	1,670,471	744,142	299,351	326,010	212,721
39. Pennsylvania	PA	2,960,967	1,623,926	1,546,501	881,023	652,850	329,197
40. Rhode Island	RI	38,775,668	35,806,646	3,008,346	1,670,788	2,675,998	3,010,259
41. South Carolina	SC	607,295	308,275	348,934	148,723	138,711	63,336
42. South Dakota	SD	22,392	14,327	16,127	4,628	18,741	81,179
43. Tennessee	TN	2,776,209	2,278,724	431,372	254,398	276,997	198,690
44. Texas	TX	4,160,186	2,251,100	2,238,519	1,094,224	889,744	538,813
45. Utah	UT	1,604,463	1,328,312	357,910	181,508	275,699	163,667
46. Vermont	VT	122,103	55,896	75,537	33,010	28,070	12,862
47. Virginia	VA	5,964,207	4,465,238	1,618,314	879,286	822,693	486,409
48. Washington	WA	1,688,835	873,902	1,270,074	470,960	373,498	106,342
49. West Virginia	WV	120,477	67,444	39,720	32,884	18,081	9,586
50. Wisconsin	WI	3,239,327	2,536,051	624,816	288,159	349,124	260,003
51. Wyoming	WY	109,731	27,533	9,401	1,971	3,899	1,520
52. American Samoa	AS						
53. Guam	GU						
54. Puerto Rico	PR						
55. U.S. Virgin Islands	VI						
56. Northern Mariana Islands	MP						
57. Canada	CAN						
58. Aggregate Other Alien	OT						
59. Totals	XXX	193,083,024	137,356,066	50,568,715	23,472,552	26,875,707	18,997,431
DETAILS OF WRITE-INS							
58001.	XXX						
58002.	XXX						
58003.	XXX						
58998. Summary of remaining write-ins for Line 58 from overflow page	XXX						
58999. Totals (Lines 58001 through 58003 plus 58998)(Line 58 above)	XXX						

(a) Active Status Counts:

- | | | |
|--|----|--|
| 1. L - Licensed or Chartered - Licensed insurance carrier or domiciled RRG..... | 51 | 4. Q - Qualified - Qualified or accredited reinsurer..... |
| 2. R - Registered - Non-domiciled RRGs..... | | 5. D - Domestic Surplus Lines Insurer (DSL) - Reporting entities authorized to write surplus lines in the state of domicile..... |
| 3. E - Eligible - Reporting entities eligible or approved to write surplus lines in the state (other than their state of domicile - see DSLI)..... | | 6. N - None of the above - Not allowed to write business in the state..... |

SCHEDULE Y - INFORMATION CONCERNING ACTIVITIES OF INSURER MEMBERS OF A HOLDING COMPANY GROUP

PART 1 - ORGANIZATIONAL CHART



1 72.35109659% of MetLife Chile Inversiones Limitada is owned by MetLife, Inc., 24.8823628% by American Life Insurance Company, 2.76654057% is owned by Inversiones MetLife Holdco Dos Limitada and 0.00000004% is owned by Natiloportem Holdings, LLC.

2 99.99999% of MetLife Global Operations Support Center Private Limited is owned by MetLife Solutions Pte. Ltd. and 0.00001% is owned by Natiloportem Holdings, LLC.

3 99.99946% of Inversiones MetLife Holdco Dos Limitada is owned by MetLife, Inc., 0.000535% is owned by MetLife International Holdings, LLC. and 0.0000054% is owned by Natiloportem Holdings, LLC.

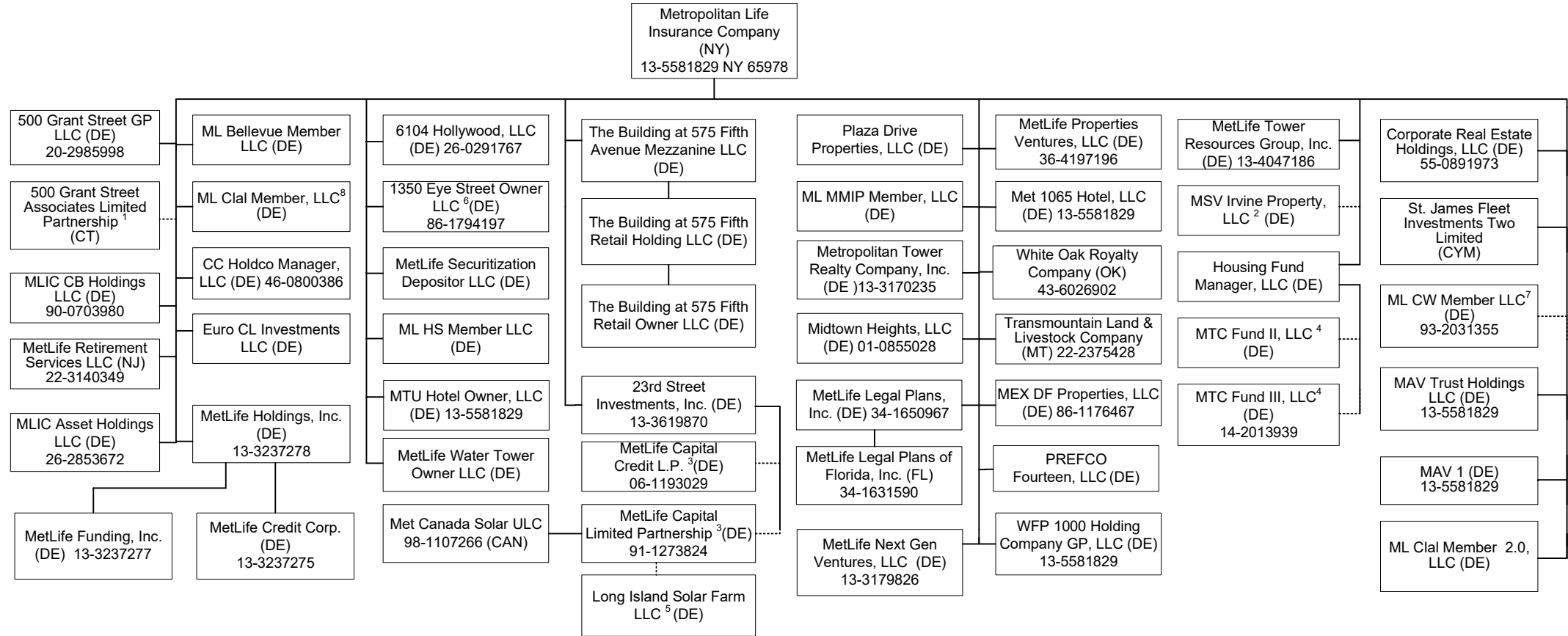
4 99.99% of MetLife Services East Private Limited is owned by MetLife Solutions Pte. Ltd. and .01% is owned by Natiloportem Holdings, LLC.

STATEMENT AS OF MARCH 31, 2024 OF THE Metropolitan General Insurance Company

SCHEDULE Y - INFORMATION CONCERNING ACTIVITIES OF INSURER MEMBERS OF A HOLDING COMPANY GROUP

PART 1 - ORGANIZATIONAL CHART

A



11.1

1 99% of 500 Grant Street Associates Limited Partnership is held by Metropolitan Life Insurance Company and 1% by 500 Grant Street GP LLC.

2 96% of MSV Irvine Property, LLC is owned by Metropolitan Life Insurance Company and 4% is owned by Metropolitan Tower Realty Company, Inc.

3 1% General Partnership interest is held by 23rd Street Investment, Inc. and 99% Limited Partnership interest is held by Metropolitan Life Insurance Company.

4 Housing Fund Manager, LLC is the managing member and owns .01% and the remaining interests are held by a third party member.

5 90.39% membership interest is held by LISF Solar Trust in which MetLife Capital Limited Partnership has a 100% beneficial interest and the remaining 9.61% is owned by a third party.

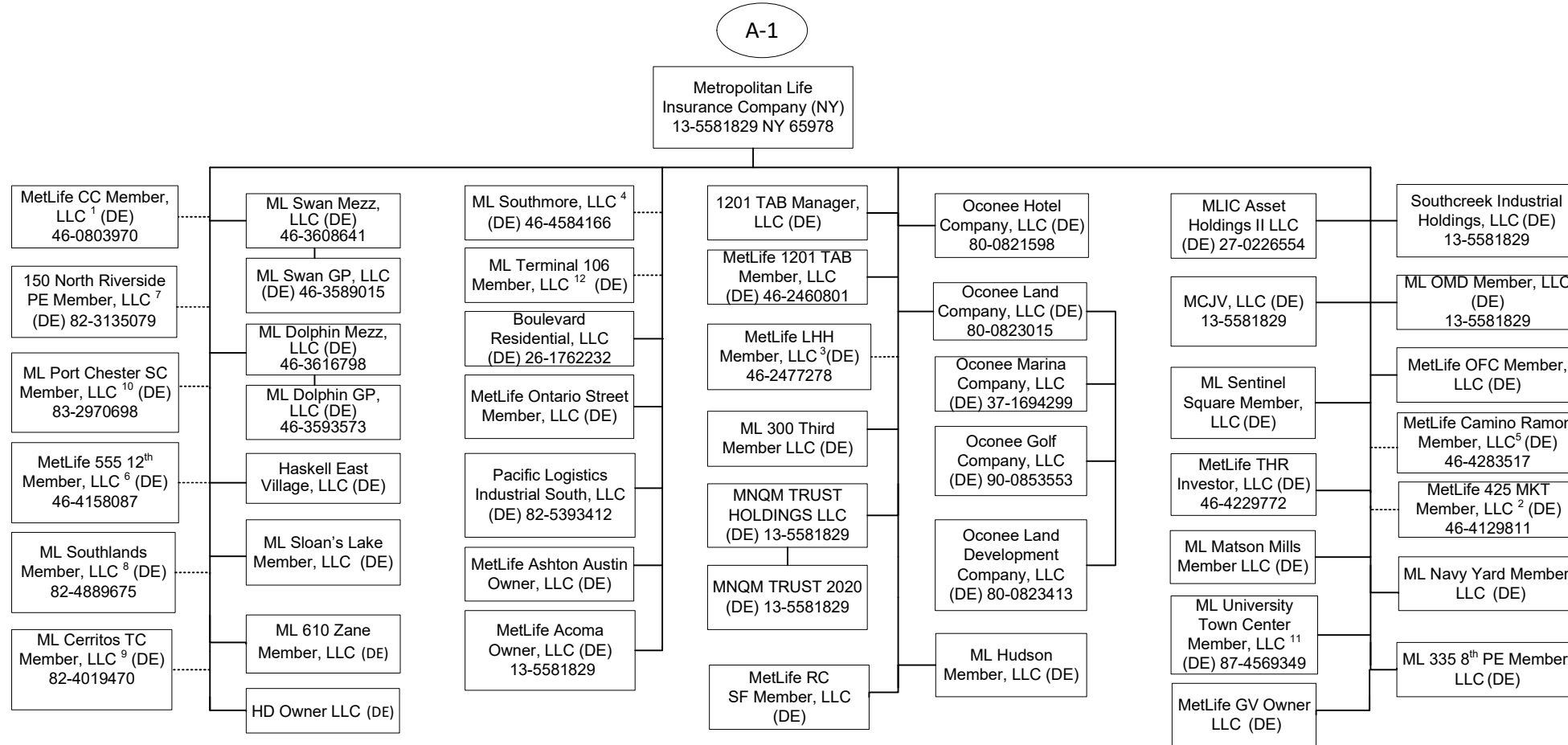
6 95.616439% of 1350 Eye Street Owner LLC is owned by Metropolitan Life insurance Company and 4.383561% is owned by Metropolitan Tower Life Insurance Company.

7 92.7% of ML CW Member LLC is owned by Metropolitan Life Insurance Company and 7.3% is owned by Metropolitan Tower Life Insurance Company.

8 50.1% of ML Clal Member, LLC is owned by Metropolitan Life Insurance Company and 49.9% is owned by MetLife Reinsurance Company of Hamilton, Ltd.

SCHEDULE Y - INFORMATION CONCERNING ACTIVITIES OF INSURER MEMBERS OF A HOLDING COMPANY GROUP

PART 1 - ORGANIZATIONAL CHART



1 95.122% of MetLife CC Member, LLC is held by Metropolitan Life Insurance Company and 4.878% by Metropolitan Tower Life Insurance Company.
 2 66.91% of MetLife 425 MKT Member, LLC is owned by Metropolitan Life Insurance Company and 33.09% is owned by MREF 425 MKT, LLC.
 3 99% of MetLife LHH Member, LLC is owned by Metropolitan Life Insurance Company and 1% by Metropolitan Tower Life Insurance Company.
 4 99% of ML Southmore, LLC is owned by Metropolitan Life Insurance Company and 1% by Metropolitan Tower Life Insurance Company.
 5 99% of MetLife Camino Ramon Member, LLC is owned by Metropolitan Life Insurance Company and 1% by Metropolitan Tower Life Insurance Company.
 6 89.84% of MetLife 555 12th Member, LLC is owned by Metropolitan Life Insurance Company and 10.16% is owned by Metropolitan Tower Life Insurance Company.
 7 81.45% of 150 North Riverside PE Member, LLC is owned by Metropolitan Life Insurance Company, 18.55% is owned by Metropolitan Tower Life Insurance Company.

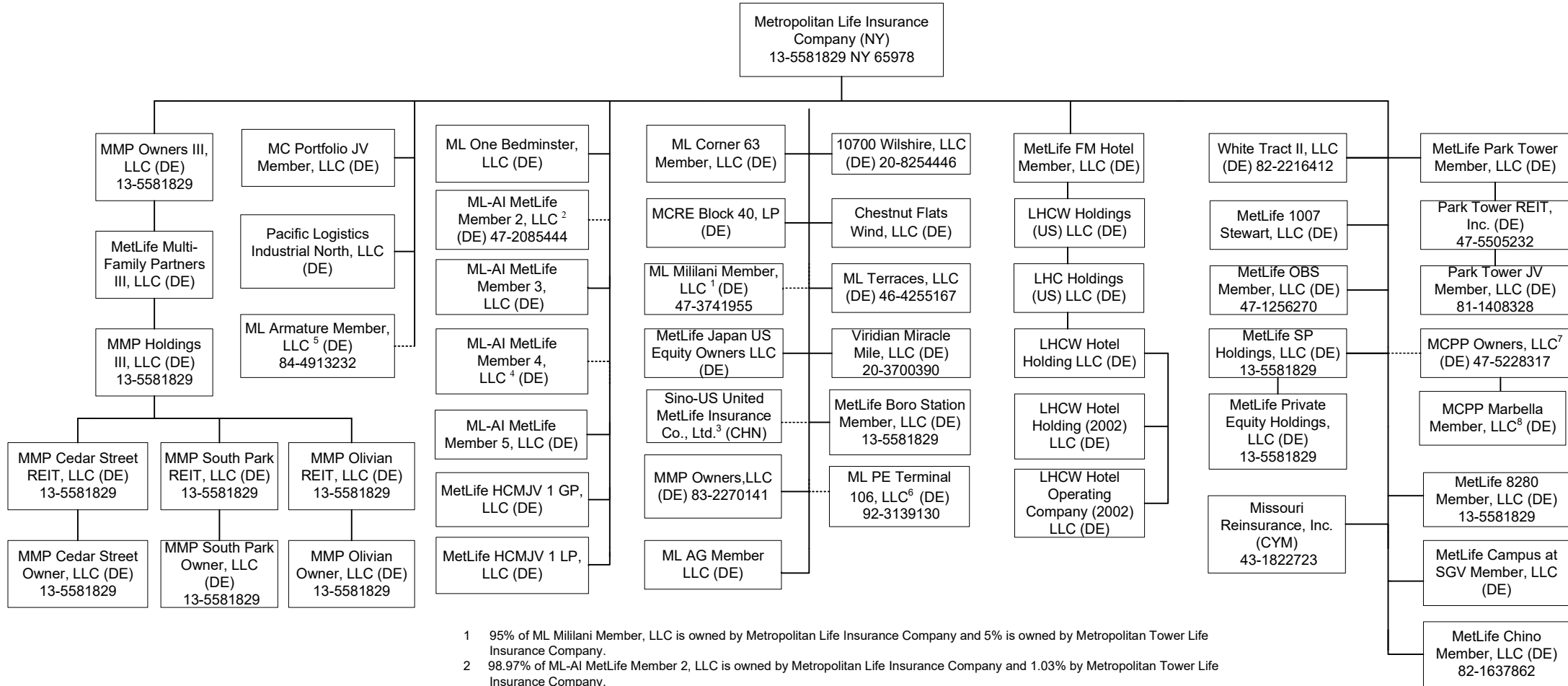
8 60% of ML Southlands Member, LLC is owned by Metropolitan Life Insurance Company and 40% is owned by Metropolitan Tower Life Insurance Company.
 9 60% of ML Cerritos TC Member, LLC is owned by Metropolitan Life Insurance Company and 40% is owned by Metropolitan Tower Life Insurance Company.
 10 60% of ML Port Chester SC Member, LLC is owned by Metropolitan Life Insurance Company and 40% is owned by Metropolitan Tower Life Insurance Company.
 11 87% of ML University Town Center Member, LLC is owned by Metropolitan Life Insurance Company and 13% is owned by Metropolitan Tower Life Insurance Company.
 12 87.45% of ML Terminal 106 Member, LLC is held by Metropolitan Life Insurance Company and 12.55% by Metropolitan Tower Life Insurance Company.

STATEMENT AS OF MARCH 31, 2024 OF THE Metropolitan General Insurance Company

SCHEDULE Y - INFORMATION CONCERNING ACTIVITIES OF INSURER MEMBERS OF A HOLDING COMPANY GROUP

PART 1 - ORGANIZATIONAL CHART

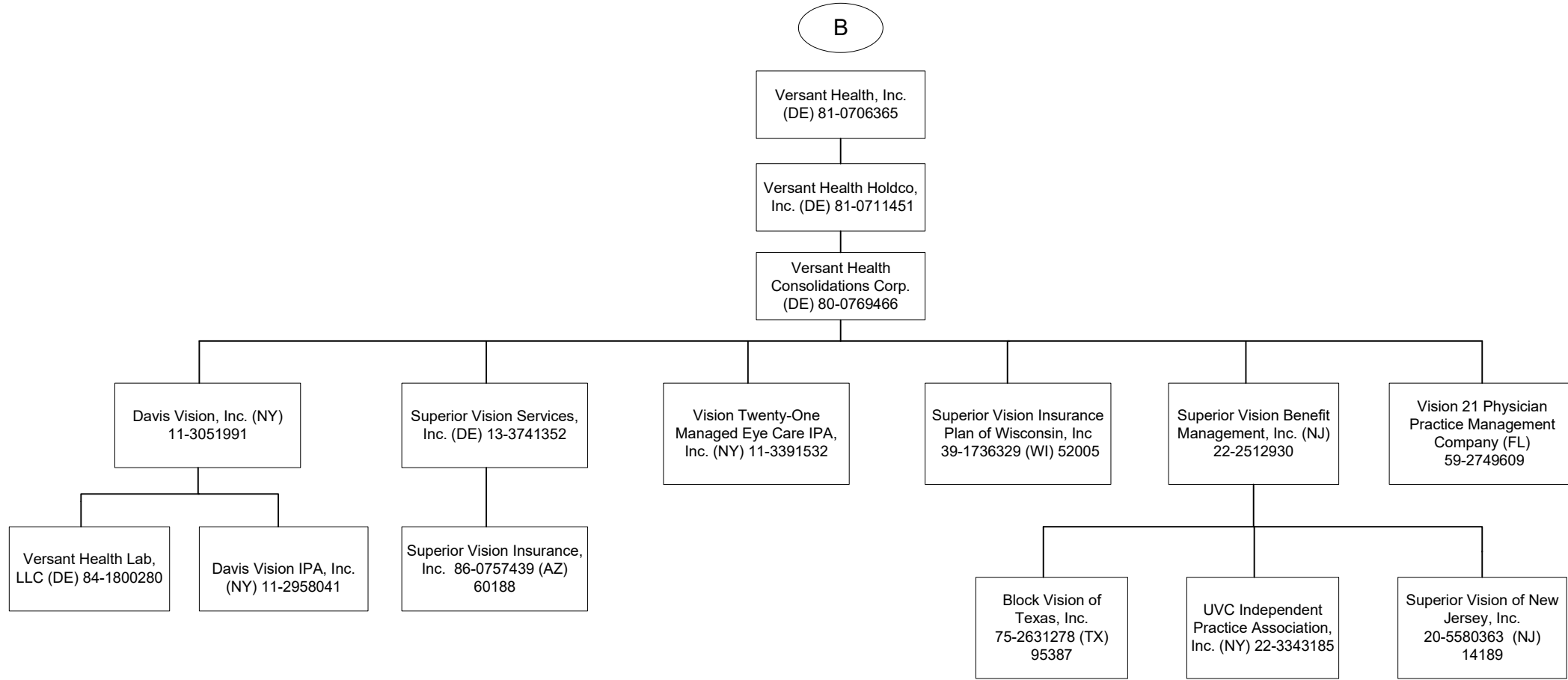
A-2



- 95% of ML Mililani Member, LLC is owned by Metropolitan Life Insurance Company and 5% is owned by Metropolitan Tower Life Insurance Company.
- 98.97% of ML-AI MetLife Member 2, LLC is owned by Metropolitan Life Insurance Company and 1.03% by Metropolitan Tower Life Insurance Company.
- 50% of Sino-US United MetLife Insurance Co. Ltd. is owned by Metropolitan Life Insurance Company and 50% is owned by a third party.
- 60% of ML-AI Member 4, LLC is owned by Metropolitan Life Insurance Company and 40% is owned by Metropolitan Tower Life Insurance Company.
- 87.34% of ML Armature Member, LLC is owned by Metropolitan Life Insurance Company and 12.66% is owned by Metropolitan Tower Life Insurance Company.
- 87.45% of ML PE Terminal 106, LLC is owned by Metropolitan Life Insurance Company and 12.55% is owned by Metropolitan Tower Life Insurance Company.
- 87.992% of MCPP Owners, LLC is owned by Metropolitan Life Insurance Company and 12.008% is owned by MetLife Reinsurance Company of Hamilton, Ltd.
- 50.1% of MCPP Marbella Member, LLC is owned by MCPP Owners, LLC and 49.9% is owned by third parties.

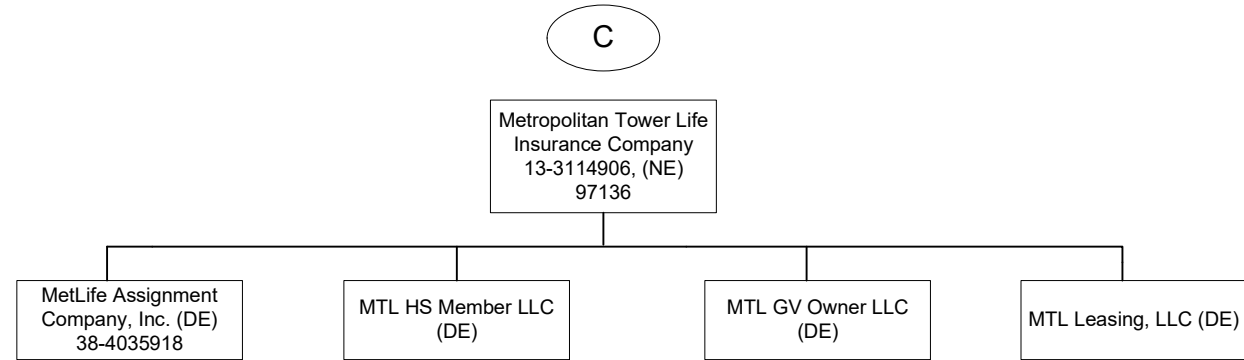
SCHEDULE Y - INFORMATION CONCERNING ACTIVITIES OF INSURER MEMBERS OF A HOLDING COMPANY GROUP

PART 1 - ORGANIZATIONAL CHART



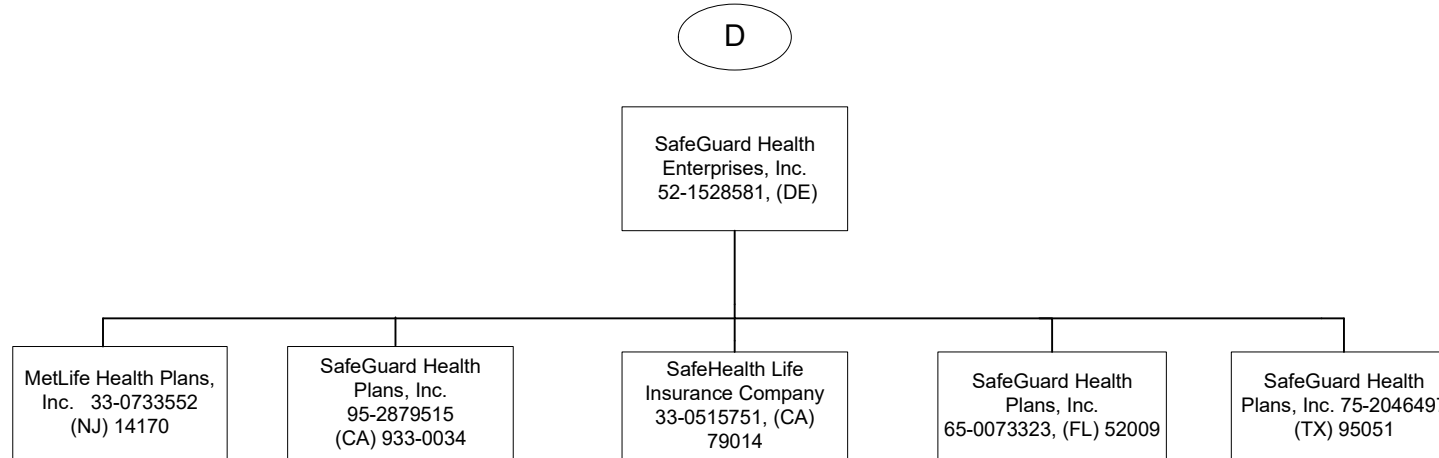
SCHEDULE Y - INFORMATION CONCERNING ACTIVITIES OF INSURER MEMBERS OF A HOLDING COMPANY GROUP

PART 1 - ORGANIZATIONAL CHART



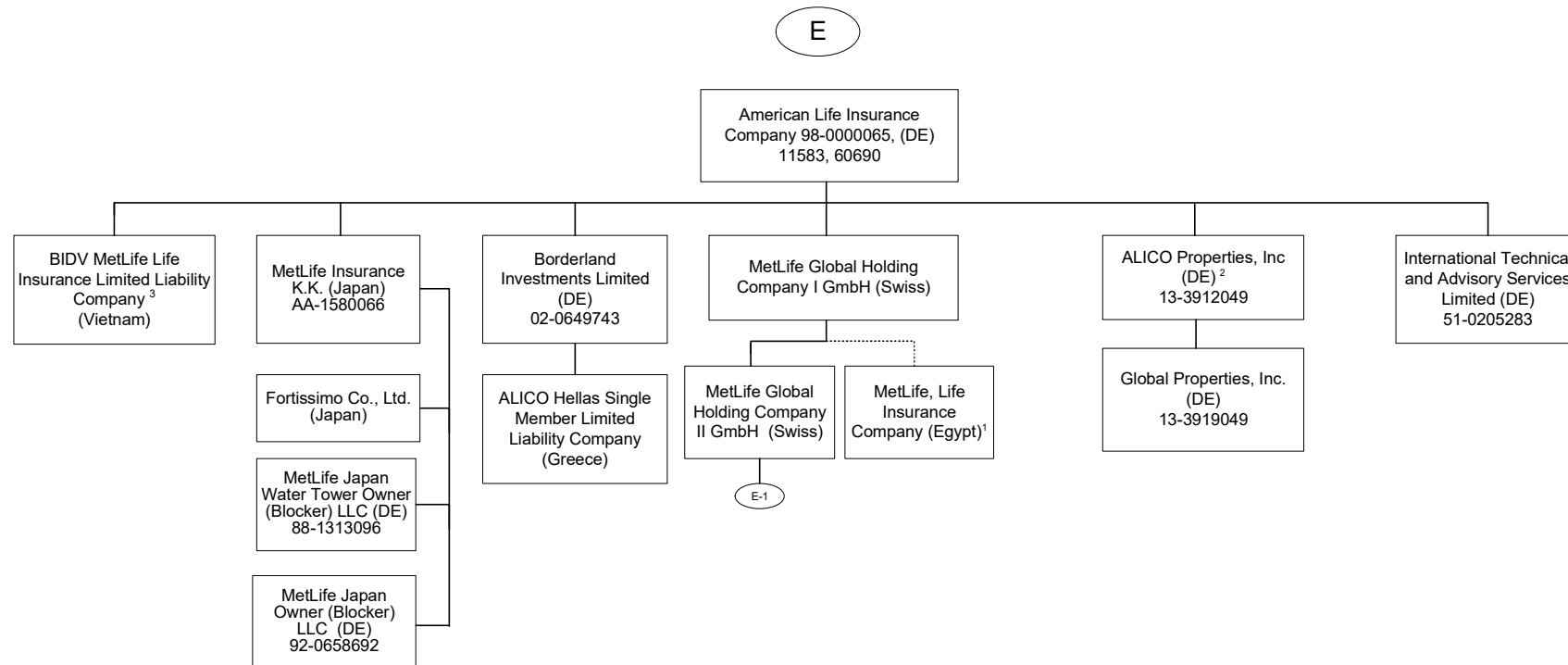
SCHEDULE Y - INFORMATION CONCERNING ACTIVITIES OF INSURER MEMBERS OF A HOLDING COMPANY GROUP

PART 1 - ORGANIZATIONAL CHART



SCHEDULE Y - INFORMATION CONCERNING ACTIVITIES OF INSURER MEMBERS OF A HOLDING COMPANY GROUP

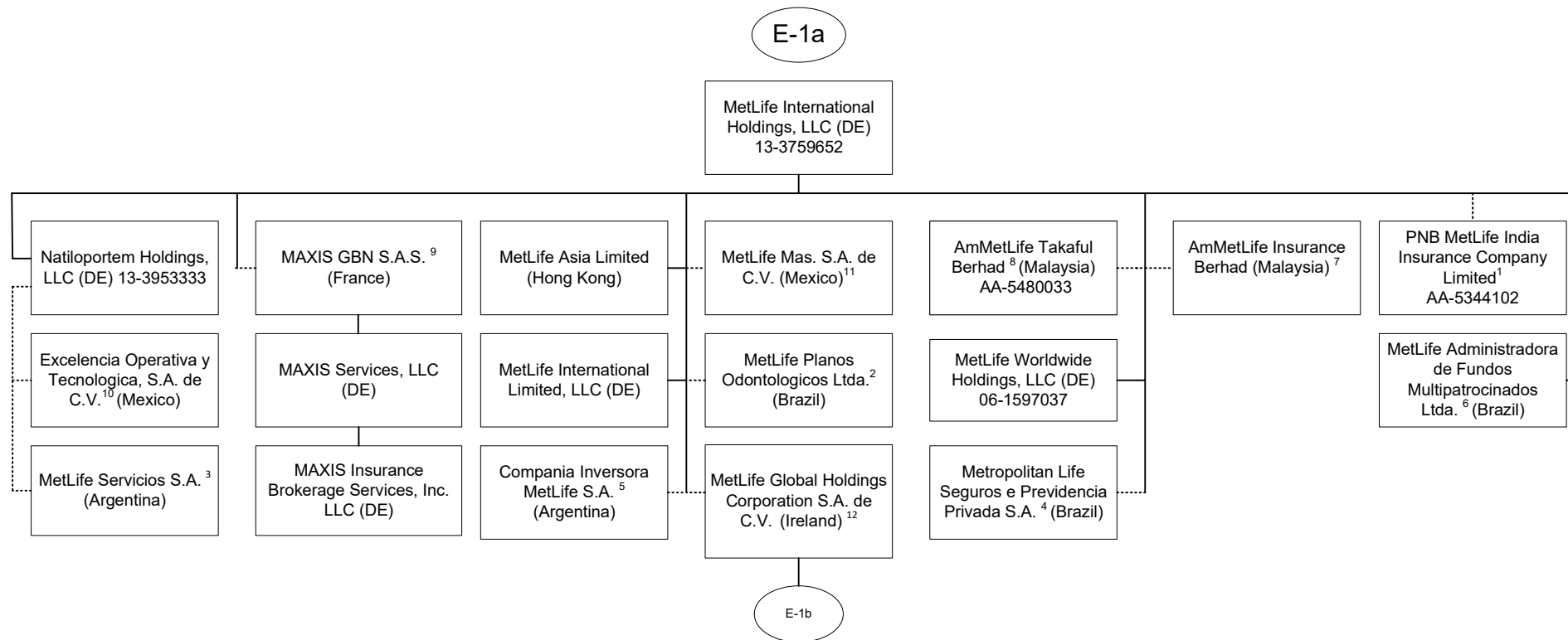
PART 1 - ORGANIZATIONAL CHART



1 84.125% of MetLife, Life Insurance Company (Egypt) is owned by MetLife Global Holding Company I GmbH and the remaining interest by third parties.
 2 51% of ALICO Properties, Inc. is owned by American Life Insurance Company and the remaining interest by third parties.
 3 60.61% of BIDV MetLife Life Insurance Limited Liability Company is held by American Life Insurance Company and the remainder by third parties.

SCHEDULE Y - INFORMATION CONCERNING ACTIVITIES OF INSURER MEMBERS OF A HOLDING COMPANY GROUP

PART 1 - ORGANIZATIONAL CHART



1 46.87% of PNB MetLife India Insurance Company Limited is owned by MetLife International Holdings, LLC and the remainder is owned by third parties.
 2 99.999% of MetLife Planos Odontologicos Ltda. is owned by MetLife International Holdings, LLC and .001% is owned by Natiloportem Holdings, LLC.
 3 19.12% of the shares of MetLife Servicios S.A. are held by Compania Inversora MetLife S.A. and 80.88% are held by Natiloportem Holdings, LLC.
 4 66.662% is owned by MetLife International Holdings, LLC, 33.337% is owned by MetLife Worldwide Holdings, LLC and 0.001% is owned by Natiloportem Holdings, LLC.
 5 95.46% is owned by MetLife International Holdings, LLC and 4.54% is owned by Natiloportem Holdings, LLC.

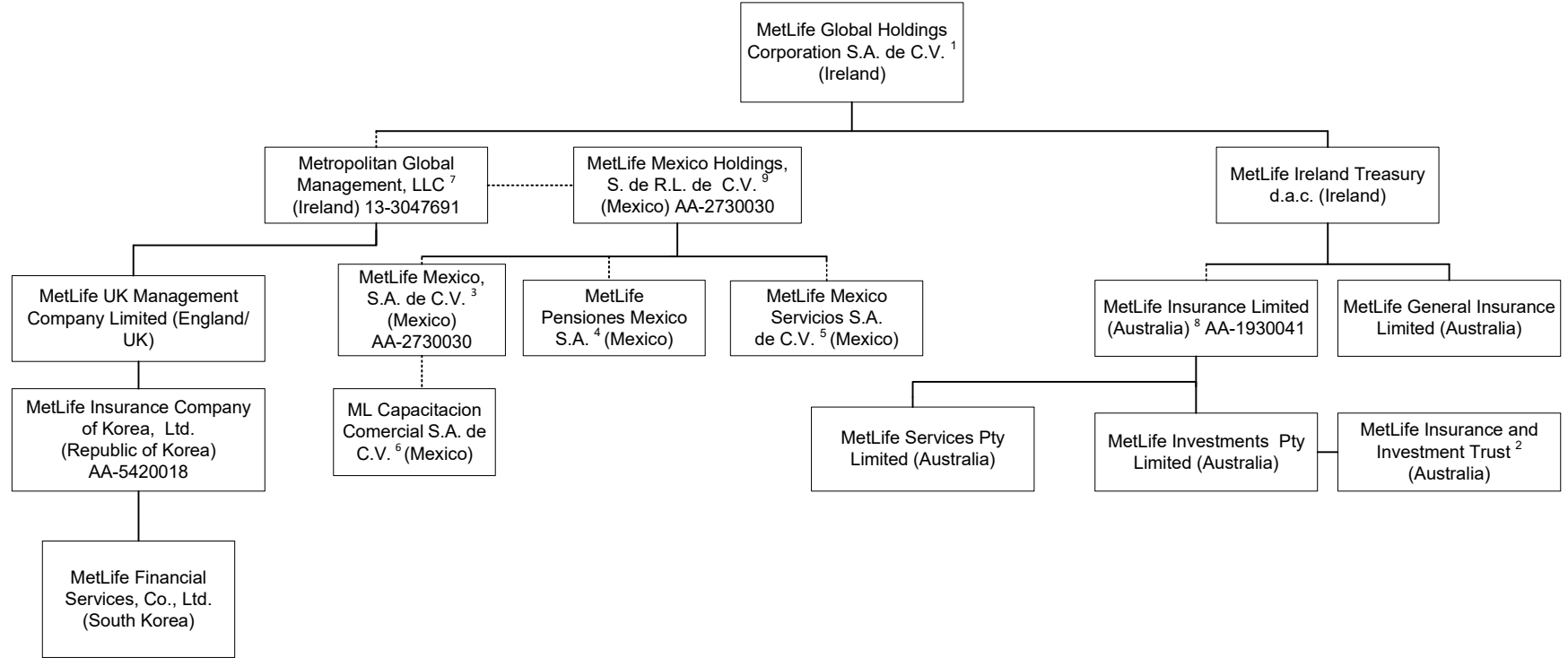
6 99.99998% of MetLife Administradora de Fondos Multipatrocinados Ltda. is owned by MetLife International Holdings, LLC and .00002% by Natiloportem Holdings, LLC.
 7 50.000002% of AmMetLife Insurance Berhad is owned by MetLife International Holdings, LLC and the remainder by a third party.
 8 49.9999997% of AmMetLifeTakaful Berhad is owned by MetLife International Holdings, LLC and the remainder by a third party.
 9 50% of MAXIS GBN S.A.S. is held by MetLife International Holdings, LLC and the remainder by third parties.
 10 99.9% of Excelencia Operativa y Tecnologica, S.A. de C.V. is held by Natiloportem Holdings, LLC and .1% by MetLife Mexico Servicios S.A. de C.V.
 11 99.99964399% MetLife Mas, SA de C.V. is owned by MetLife International Holdings, LLC and .00035601% is owned by International Technical and Advisory Services Limited.
 12 98.9% is owned by MetLife International Holdings, LLC and 1.1% is owned by MetLife International Limited, LLC.

STATEMENT AS OF MARCH 31, 2024 OF THE Metropolitan General Insurance Company

SCHEDULE Y - INFORMATION CONCERNING ACTIVITIES OF INSURER MEMBERS OF A HOLDING COMPANY GROUP

PART 1 - ORGANIZATIONAL CHART

E-1b



1 98.9% is owned by MetLife International Holdings, LLC and 1.1% is owned by MetLife International Limited, LLC.

2 MetLife Insurance and Investment Trust is a trust vehicle, the trustee of which is MetLife Investments PTY Limited ("MIPL"). MIPL is a wholly owned subsidiary of MetLife Insurance PTY Limited.

3 99.050271% is owned by MetLife Mexico Holdings, S. de R.L. de C.V. and .949729% is owned by MetLife International Holdings, LLC.

4 97.5125% is owned by MetLife Mexico Holdings, S. de R.L. de C.V. and 2.4875% is owned by MetLife International Holdings, LLC.

5 98% is owned by MetLife Mexico Holdings, S. de R.L. de C.V. and 2% is owned by MetLife International Holdings, LLC.

6 99% is owned by MetLife Mexico, S.A. de C.V. and 1% is owned by MetLife Mexico Servicios, S.A. de C.V.

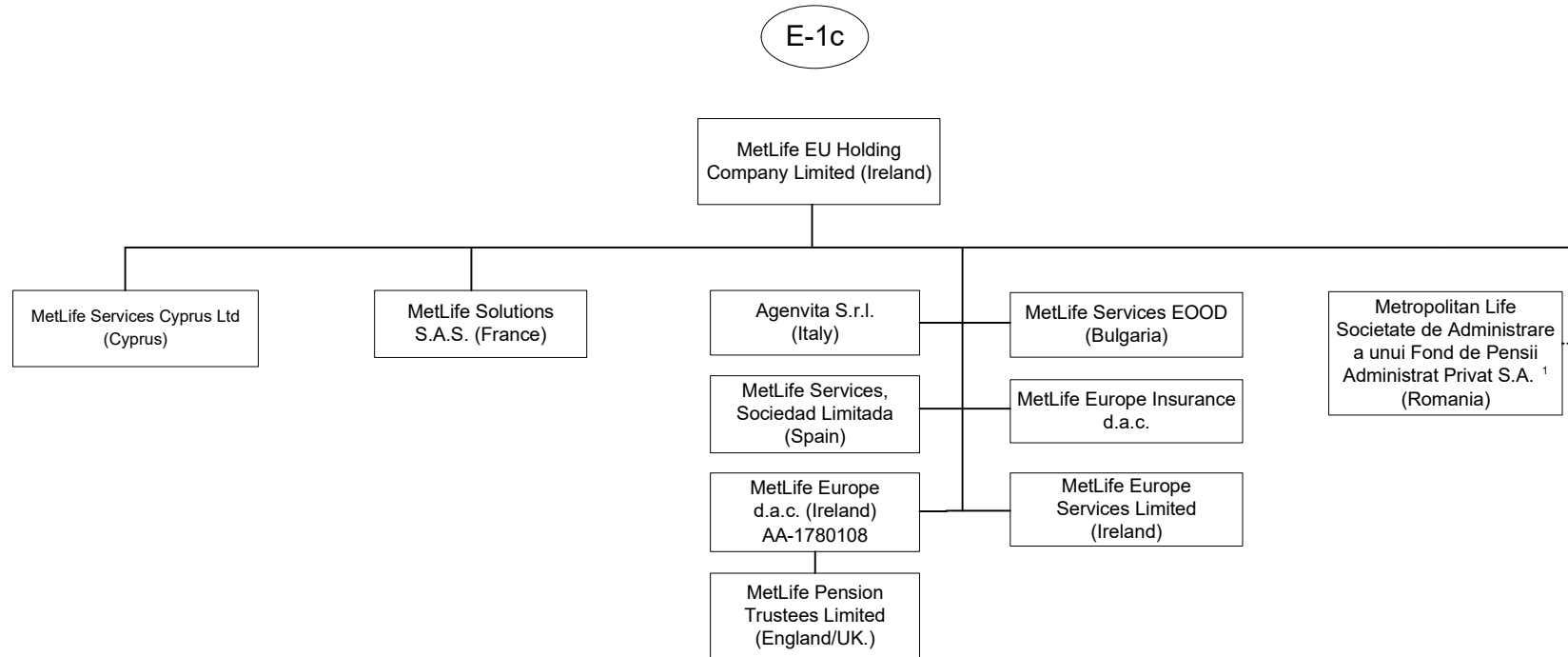
7 99.7% is owned by MetLife Global Holdings Corporation S.A. de C.V. and 0.3% is owned by MetLife International Holdings, LLC.

8 91.16468% of MetLife Insurance Limited (Australia) is owned by MetLife Ireland Treasury d.a.c. and 8.83532% by MetLife Global Holdings Corp. S.A. de C.V..

9 99.99995% is owned by Metropolitan Global Management, LLC and .00005% is owned by MetLife International Holdings, LLC.

SCHEDULE Y - INFORMATION CONCERNING ACTIVITIES OF INSURER MEMBERS OF A HOLDING COMPANY GROUP

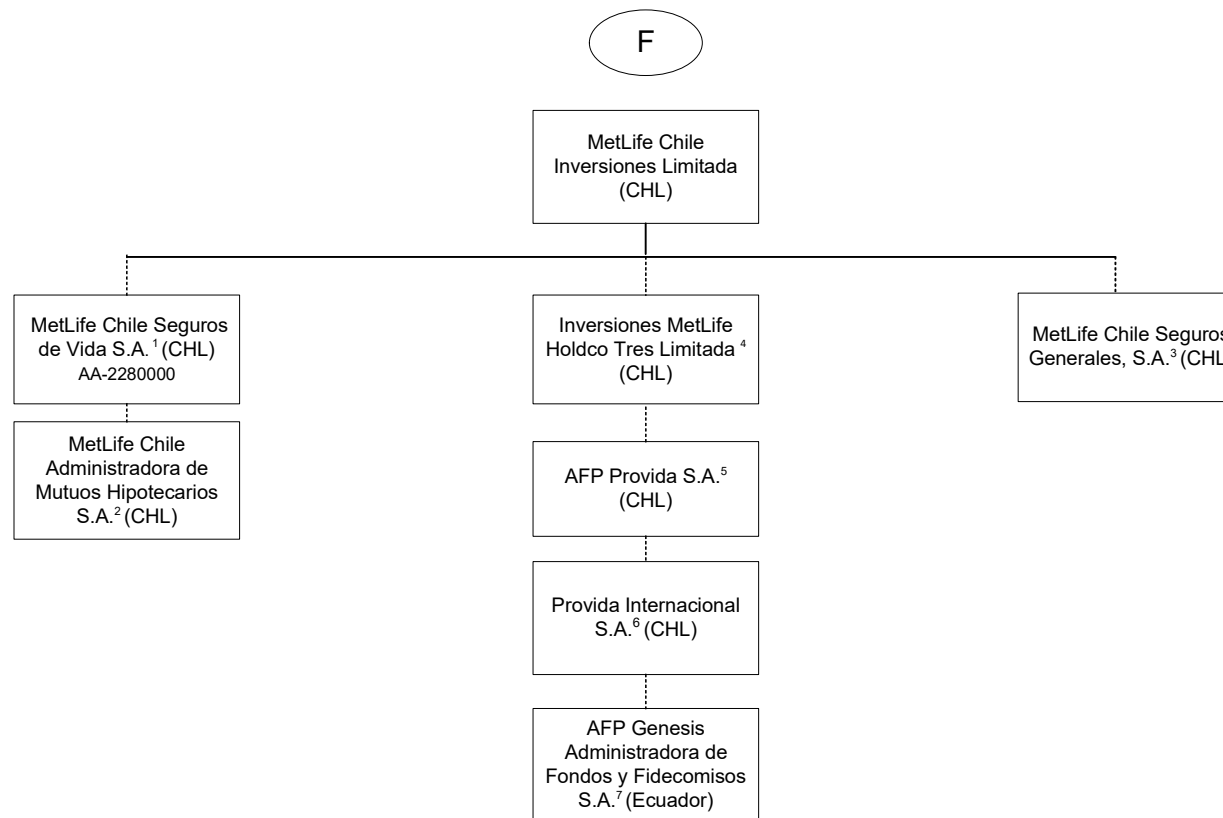
PART 1 - ORGANIZATIONAL CHART



1 99.9903% of Metropolitan Life Societate de Administrare a unui Fond de Pensii Administrat Privat S.A. is owned by MetLife EU Holding Company Limited and 0.0097% by MetLife Europe Services Limited.

SCHEDULE Y - INFORMATION CONCERNING ACTIVITIES OF INSURER MEMBERS OF A HOLDING COMPANY GROUP

PART 1 - ORGANIZATIONAL CHART

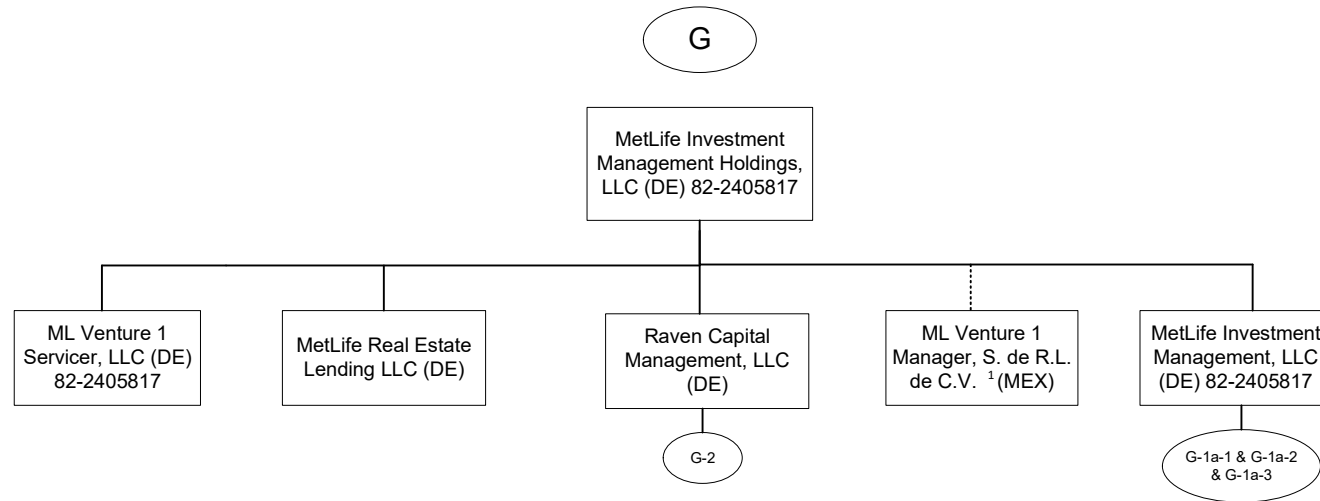


1 99.997% is held by MetLife Chile Inversiones Limitada and .003% by International Technical and Advisory Services Limited.
 2 99.9% is held by MetLife Chile Seguros de Vida S.A. and 0.1% by MetLife Chile Inversiones Limitada.
 3 99.99% of MetLife Chile Seguros Generales, S.A. is owned by MetLife Chile Inversiones Limitada and 0.01% by Inversiones MetLife Holdco Dos Limitada.
 4 97.13% of Inversiones MetLife Holdco Tres Limitada is owned by MetLife Chile Inversiones Limitada and 2.87% is owned by Inversiones MetLife Holdco Dos Limitada.

5 42.3815% of AFP Provida S.A. is owned by Inversiones MetLife Holdco Dos Limitada, 42.3815% owned by Inversiones MetLife Holdco Tres Limitada and 10.9224% by MetLife Chile Inversiones Limitada and the remainder is owned by the public.
 6 99.99% of Provida Internacional S.A. is owned by AFP Provida S.A. and .01% by MetLife Chile Inversiones Limitada.
 7 99.9% of AFP Genesis Administradora de Fondos y Fidecomisos S.A. is owned by Provida Internacional S.A. and 0.1% by MetLife Chile Inversiones Limitada.

SCHEDULE Y - INFORMATION CONCERNING ACTIVITIES OF INSURER MEMBERS OF A HOLDING COMPANY GROUP

PART 1 - ORGANIZATIONAL CHART

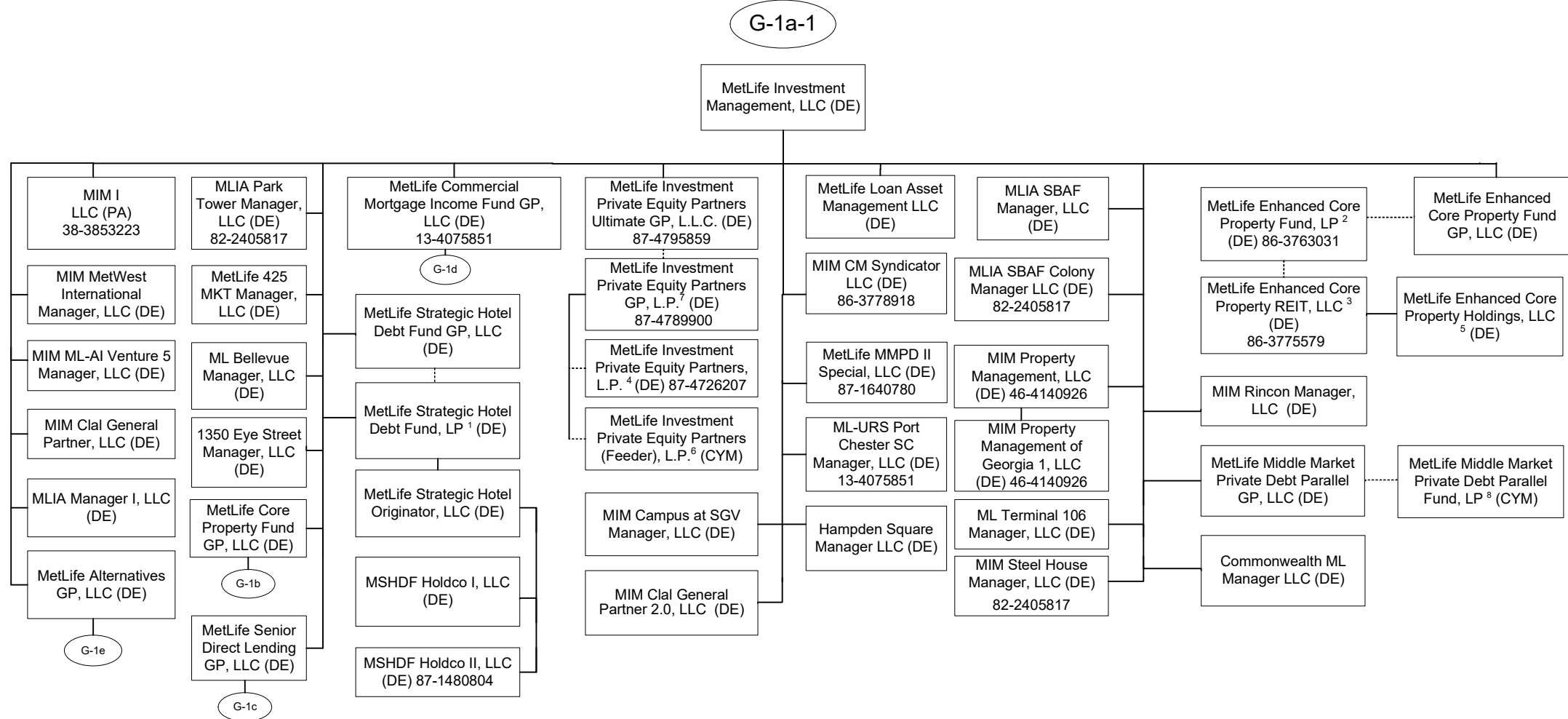


1. 99.9% of ML Venture1 Manager, S. de R.L. de C.V. is owned by MetLife Investment Management Holdings, LLC and 0.1% is owned by MetLife Investment Management Holdings (Ireland) Limited.

STATEMENT AS OF MARCH 31, 2024 OF THE Metropolitan General Insurance Company

SCHEDULE Y - INFORMATION CONCERNING ACTIVITIES OF INSURER MEMBERS OF A HOLDING COMPANY GROUP

PART 1 - ORGANIZATIONAL CHART



11.14

1 MetLife Strategic Hotel Debt Fund GP, LLC is the general partner of MetLife Strategic Hotel Debt Fund, LP (the "Fund"). The following affiliates committed to hold limited partnership interests in the Fund: Metropolitan Life Insurance Company (46.88%) and Metropolitan Tower Life Insurance Company (26.04%). The remainder of Fund commitments are held by third parties.

2 MetLife Enhanced Core Property Fund GP is the general partner of MetLife Enhanced Core Property Fund LP (the "Fund"). The following affiliates hold limited partnership interests in the Fund: 33.3328% is held by Metropolitan Life Insurance Company and 33.3328% is held by Metropolitan Tower Life Insurance Company. The remainder is held by third parties.

3 MetLife Enhanced Core Property Fund, LP is the manager of MetLife Enhanced Core Property REIT, LLC (the "Fund") and holds 99.9% of the membership interests in the Fund. The remainder is held by third parties.

4 MetLife Investment Private Equity Partners GP, L.P. is the general partner of MetLife Investment Private Equity Partners, L.P. (the "Fund"). The GP holds 0.0001% of the interests in the Fund and the remainder is held by third parties.

5 MetLife Enhanced Core Property Holdings, LLC also holds, directly or indirectly, the following limited liability companies (partial and/or indirect ownership indicated in parenthesis): MetLife Enhanced Core TRS, LLC; MEC Patriot Park 5 LLC; MEC Fillmore Cherry Creek, LLC; MEC 7001 Arlington, LLC; MEC Salt Lake City Hotel Owner, LLC; MEC Salt Lake City TRS Lessee, LLC (100%); MEC 83 Happy Valley Member, LLC; MEC Rivard Road Member, LLC; MEC Heritage Creekside Owner, LLC; MEC Burlington Woods Biocenter, LLC; MEC MA Property REIT, LLC; MEC Property Management, LLC; MEC Whiteland Logistics, LLC; MEC The Overlook LLC; MEC Chapel Hills East Member, LLC; MEC ESG TRS, LLC; MEC Slover Avenue Member, LLC.

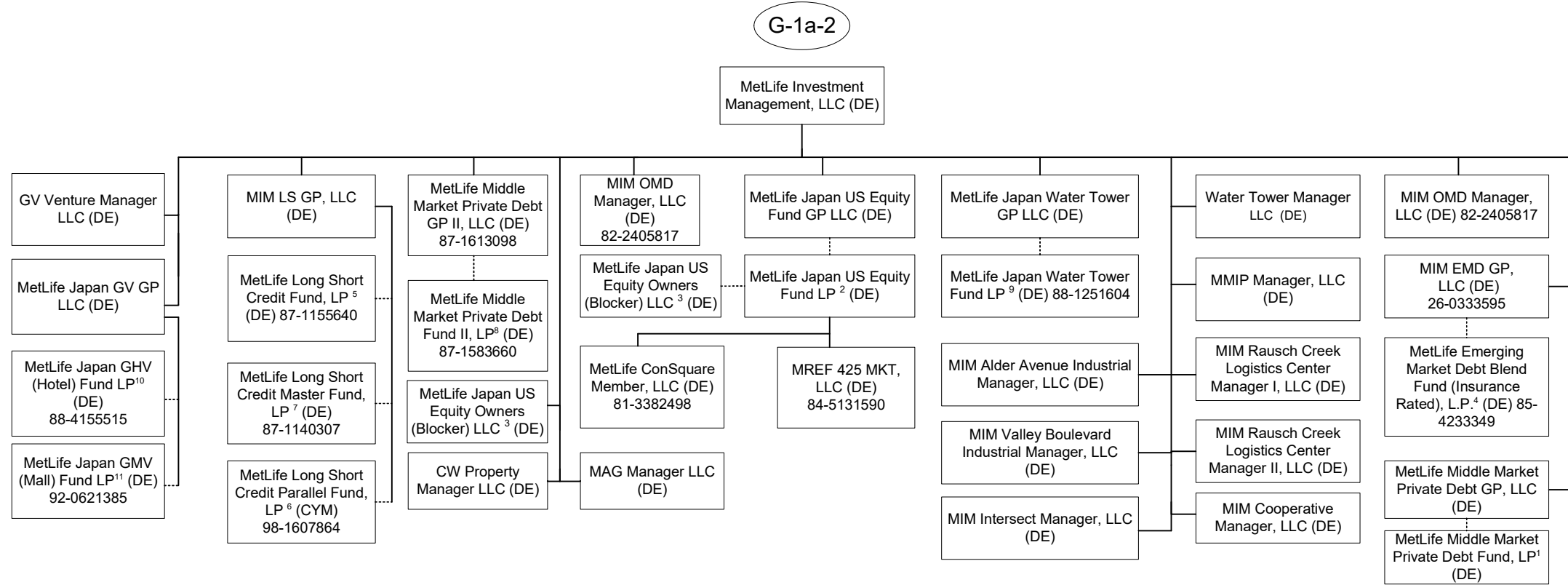
6 MetLife Investment Private Equity Partners GP, L.P. is the general partner of MetLife Investment Private Equity Partners (Feeder), L.P. (the "Fund"). The interests in the Fund are held exclusively by third parties.

7 MetLife Investment Private Equity Partners Ultimate GP, L.L.C. is the general partner of MetLife Investment Private Equity Partners GP, L.P. (the "Fund"). The interests in the Fund are held exclusively by third parties.

8 MetLife Middle Market Private Debt Parallel GP, LLC is the general partner of MetLife Middle Market Private Debt Parallel Fund, LP. The following affiliate holds a limited partnership interest in the Fund: MetLife Insurance K.K. (Japan) (100%).

SCHEDULE Y - INFORMATION CONCERNING ACTIVITIES OF INSURER MEMBERS OF A HOLDING COMPANY GROUP

PART 1 - ORGANIZATIONAL CHART



11.15

1 MetLife Middle Market Private Debt GP, LLC is the general partner of MetLife Middle Market Private Debt Fund, L.P. (the "Fund"). The following affiliates hold limited partnership interests in the Fund: 30.25% is held by MetLife Private Equity Holdings, LLC, 30.25% is held by Metropolitan Life Insurance Company, 3.46% is held by MetLife Middle Market Private Debt GP, LLC. The remainder is held by a third party.

2 MetLife Japan US Equity Fund GP, LLC is general partner of MetLife Japan US Equity Fund LP ("Fund"). The following affiliates hold a limited partnership interest in the Fund LP: 51% is owned by MetLife Japan US Equity Owners LLC and 49% by MetLife Japan US Equity Owners (Blocker) LLC.

3 MetLife Japan US Equity Fund GP, LLC is the manager of MetLife Japan US Equity Owners (Blocker) LLC. MetLife Insurance K.K. (Japan) is the sole member.

4 MIM EMD GP, LLC is the general partner of MetLife Emerging Market Debt Blend Fund (Insurance Rated), L.P. (the "Fund"). Metropolitan Life Insurance Company owns 62.8% of the Fund. The remainder is held by third parties.

5 MIM LS GP, LLC is the general partner of MetLife Long Short Credit Fund, LP (the "Fund"). Metropolitan Life Insurance Company owns 100% of the Fund.

6 MIM LS GP, LLC is the general partner of MetLife Long Short Credit Parallel Fund, LP (the "Fund") and is the sole partner in the Fund.

7 MIM LS GP, LLC is the general partner of MetLife Long Short Credit Master Fund, LP (the "Fund"). MetLife Long Short Credit Fund, LP, is the sole limited partner in the Fund.

8 MetLife Middle Market Private Debt GP II, LLC is the general partner of MetLife Middle Market Private Debt Fund II, LP (the "Fund"). ".16%" of the Fund is held by MetLife employees. The remainder of the Fund is held by third parties.

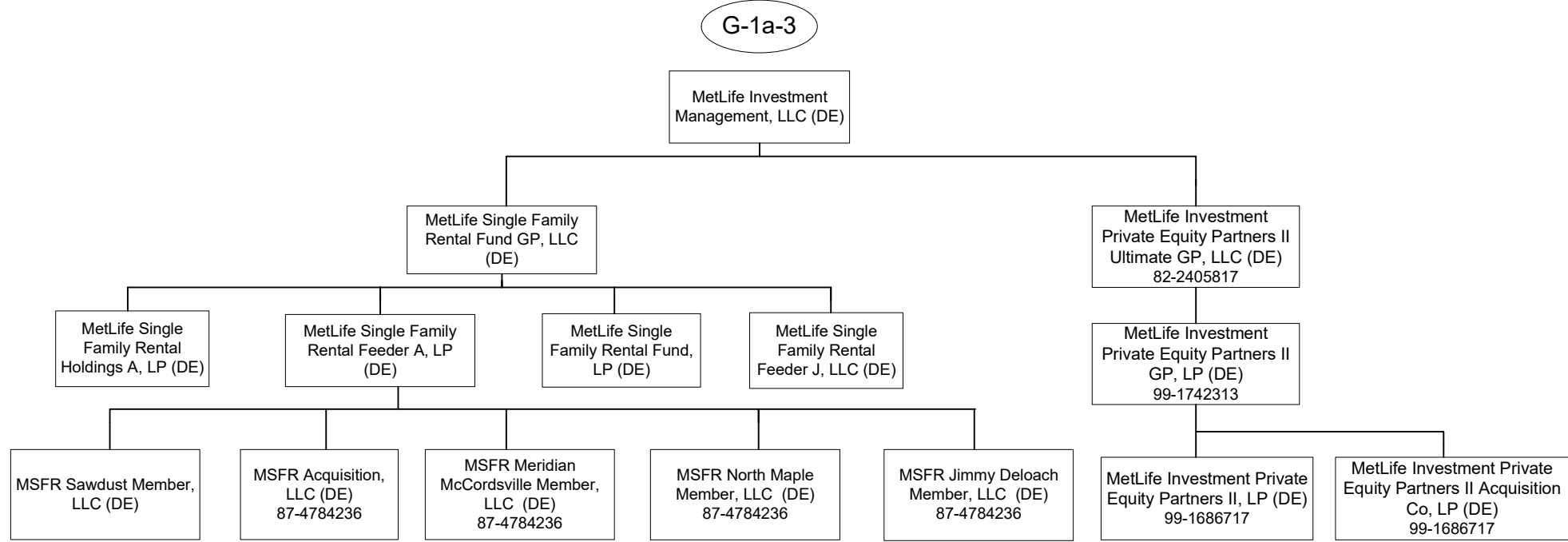
9 MetLife Japan Water Tower GP LLC is the general partner of MetLife Japan Water Tower Fund LP. MetLife Japan Water Tower Fund LP is owned approximately 68.7% by MetLife Water Tower Owner LLC and 31.3% by MetLife Japan Water Tower Owner (Blocker) LLC.

10 MetLife Japan GV GP LLC is the general partner of MetLife Japan GHV (Hotel) Fund LP. MetLife Japan GHV (Hotel) Fund LP is owned (i) 55.865222% by MetLife GV Owner LLC, (ii) 10.027182 % by MTL GV Owner LLC, and (iii) 34.107596% by MetLife Japan Owner (Blocker) LLC.

11 MetLife Japan GV GP LLC is the general partner of MetLife Japan GMV (Mall) Fund LP. MetLife Japan GMV (Mall) Fund LP is owned (i) 55.845714% by MetLife GV Owner LLC, (ii) 10.058134% by MTL GV Owner LLC, and (iii) 34.096152% by MetLife Japan Owner (Blocker) LLC.

SCHEDULE Y - INFORMATION CONCERNING ACTIVITIES OF INSURER MEMBERS OF A HOLDING COMPANY GROUP

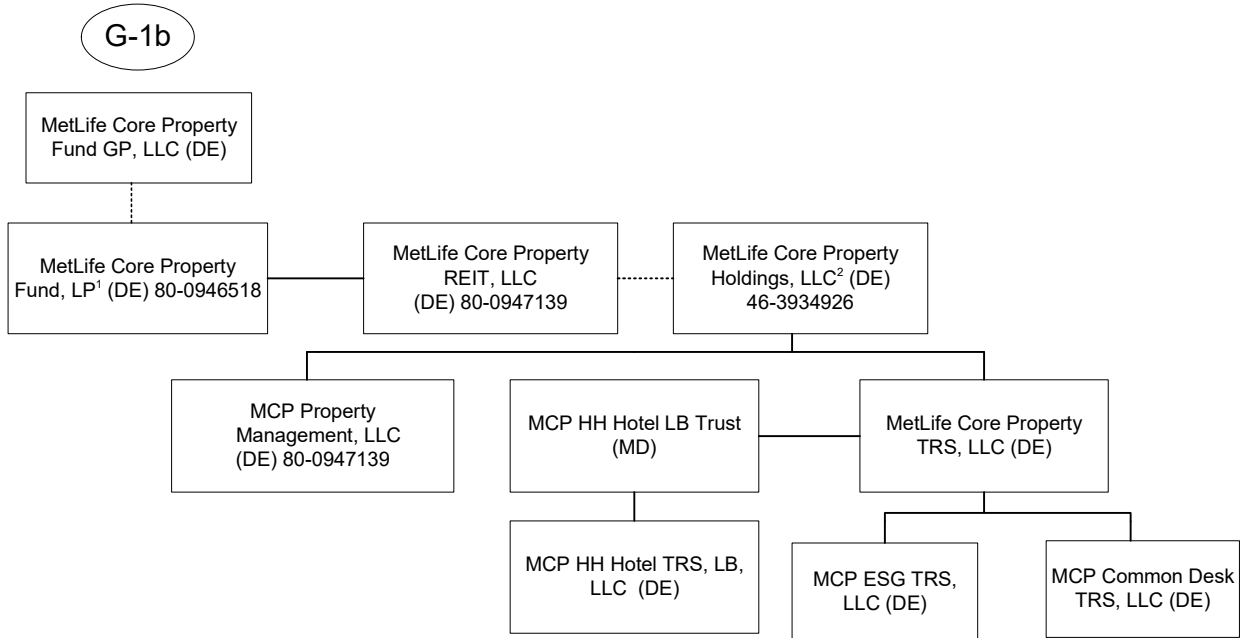
PART 1 - ORGANIZATIONAL CHART



STATEMENT AS OF MARCH 31, 2024 OF THE Metropolitan General Insurance Company

SCHEDULE Y - INFORMATION CONCERNING ACTIVITIES OF INSURER MEMBERS OF A HOLDING COMPANY GROUP

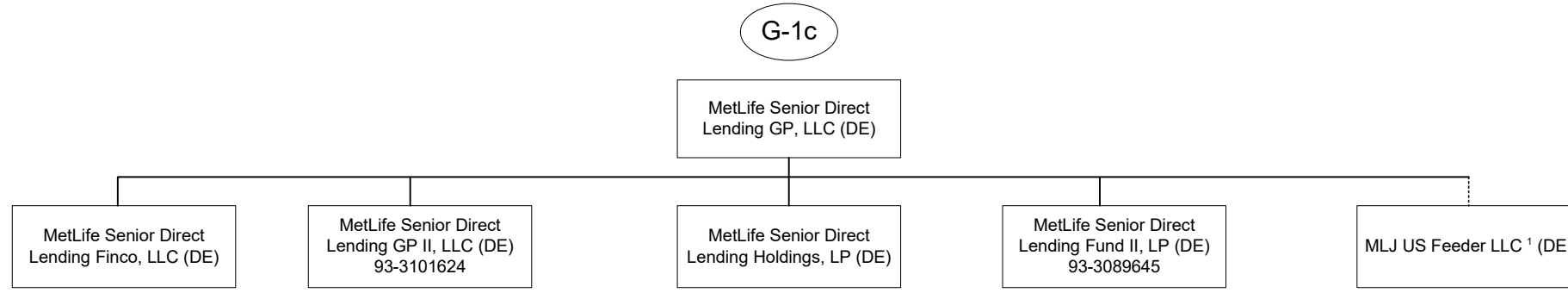
PART 1 - ORGANIZATIONAL CHART



- 1 MetLife Core Property Fund GP, LLC is the general partner of MetLife Core Property Fund, LP (the "Fund"). A substantial majority of the limited partnership interests in the Fund are held by third parties. The following affiliates hold limited partnership interests in the Fund: Metropolitan Life Insurance Company owns 14.40%, Metropolitan Life Insurance Company (on behalf of Separate Account 746) owns 2.09%, MetLife Insurance Company of Korea Limited owns 1.52%, MetLife Insurance KK owns 8.1%, Metropolitan Tower Life Insurance Company owns 0.04% and Metropolitan Tower Life Insurance Company (on behalf of Separate Account 152) owns 3.85%.
- 2 MetLife Core Property Holdings, LLC also holds, directly or indirectly, the following limited liability companies (partial and/or indirect ownership indicated in parenthesis): MCP Alley24 East, LLC; MCP Foxborough, LLC (100%); MCP One Westside, LLC; MCP 7 Riverway, LLC; MCP Acquisition, LLC; MCP SoCal Industrial – Springdale, LLC; MCP SoCal Industrial – Concourse, LLC; MCP SoCal Industrial – Kellwood, LLC; MCP SoCal Industrial – Redondo, LLC; MCP SoCal Industrial – Fullerton, LLC; MCP SoCal Industrial – Loker, LLC; MCP Paragon Point, LLC; MCP The Palms at Doral, LLC; MCP EnV Chicago, LLC; MCP Financing, LLC; MCP 1900 McKinney, LLC; MCP 550 West Washington, LLC; MCP 3040 Post Oak, LLC; MCP Plaza at Legacy, LLC; MCP SoCal Industrial – LAX, LLC; MCP SoCal Industrial - Anaheim, LLC; MCP West Fork, LLC; MCP SoCal Industrial – Bernardo, LLC; MCP Ashton South End, LLC; MCP Lodge At Lakecrest, LLC; MCP Main Street Village, LLC; MCP Trimble Campus, LLC; MCP Staline, LLC; MCP Broadstone, LLC; MCP Highland Park Lender, LLC; MCP Buford Logistics Center Bldg B, LLC; MCP 22745 & 22755 Relocation Drive, LLC; MCP 9020 Murphy Road, LLC; MCP Northyards Holdco, LLC; MCP Northyards Owner, LLC (100%); MCP Northyards Master Lessee, LLC (100%); MCP VOA Holdings, LLC; MCP VOA I & III, LLC (100%); MCP VOA II, LLC (100%); MCP West Broad Marketplace, LLC; MCP Grapevine, LLC; MCP Union Row, LLC; MCP Fife Enterprise Center, LLC; MCP 2 Ames, LLC; MCP 2 Ames Two, LLC (100%); MCP 2 Ames One, LLC (100%); MCP 2 Ames Owner, LLC (100%); MCP 350 Rohlwing, LLC; MCP- Wellington, LLC; MCP Onyx, LLC; MCP Valley Forge, LLC; MCP Valley Forge Two, LLC (100%); MCP Valley Forge One, LLC (100%); MCP Valley Forge Owner, LLC (100%); MCP MA Property REIT, LLC; MCPF - Needham, LLC (100%); 60 11th Street, LLC (100%); MCP-English Village, LLC; MCP 100 Congress Member, LLC; Des Moines Creek Business Park Phase II, LLC; MCP Magnolia Park Member, LLC; MCP Denver Pavilions Member, LLC; MCP Seattle Gateway Industrial I, LLC; MCP Seattle Gateway Industrial II, LLC; MCP Seventh and Osborn Retail Member, LLC; MCP Astor at Osborn, LLC; MCP Burnside Member, LLC; MCP Key West, LLC; MCP Vance Jackson, LLC; MCP Mountain Technology Center Member TRS, LLC; MCP Vineyard Avenue Member, LLC; MCP Shakopee, LLC; MCP 93 Red River Member, LLC; MCP Frisco Office, LLC; MCP Center Avenue Industrial Member, LLC; MCP 220 York, LLC; MCP 1500 Michael, LLC; MCP Sleepy Hollow Member, LLC; MCP Clawiter Innovation Member, LLC; MCP Bradford, LLC; MCP 50-60 Binney, LLC; MCP Hub I, LLC; MCP Hub I Property, LLC (100%); MCP Dillon, LLC; MCP Dillon Residential, LLC; MCP Optimist Park Member, LLC; MCP 38th West Highland, LLC; MCP Longhaven Estates Member, LLC; Mountain Technology Center A, LLC; Mountain Technology Center B, LLC; Mountain Technology Center C, LLC; Mountain Technology Center D, LLC; Mountain Technology Center E, LLC; MCP Frisco Office Two, LLC; MCP Gateway Commerce Center 5, LLC; MCP Allen Creek Member, LLC; Center Avenue Industrial, LLC (81.28%); Center Avenue Industrial Venture, LLC (81.28%); MCP HH Hotel LB Trust (100%); Vineyard Avenue Industrial Venture, LLC (79.81%) and Vineyard Avenue Industrial, LLC (79.81%); MCP 122 E. Sego Lilly, LLC; MCP HH Hotel LB, LLC; MCP HH Hotel TRS, LB, LLC (100%); MCP Block 23 Residential Owner, LLC; MCP Rausch Creek Logistics Center Member I, LLC; MCP Rausch Creek Logistics Center Member II, LLC; MCP 249 Industrial Business Park, LLC (100%); MCP Alder Avenue Industrial Member, LLC (100%); MCP Valley Boulevard Industrial Member, LLC (100%); MCP Rancho Village MHC Member, LLC; MCP MCFA Additional PropCo 1, LLC; MCP MCFA Additional PropCo 2, LLC; MCP MCFA Additional PropCo 3, LLC; MCP MCFA Additional PropCo 4, LLC; MCP MCFA Additional PropCo 5, LLC.

SCHEDULE Y - INFORMATION CONCERNING ACTIVITIES OF INSURER MEMBERS OF A HOLDING COMPANY GROUP

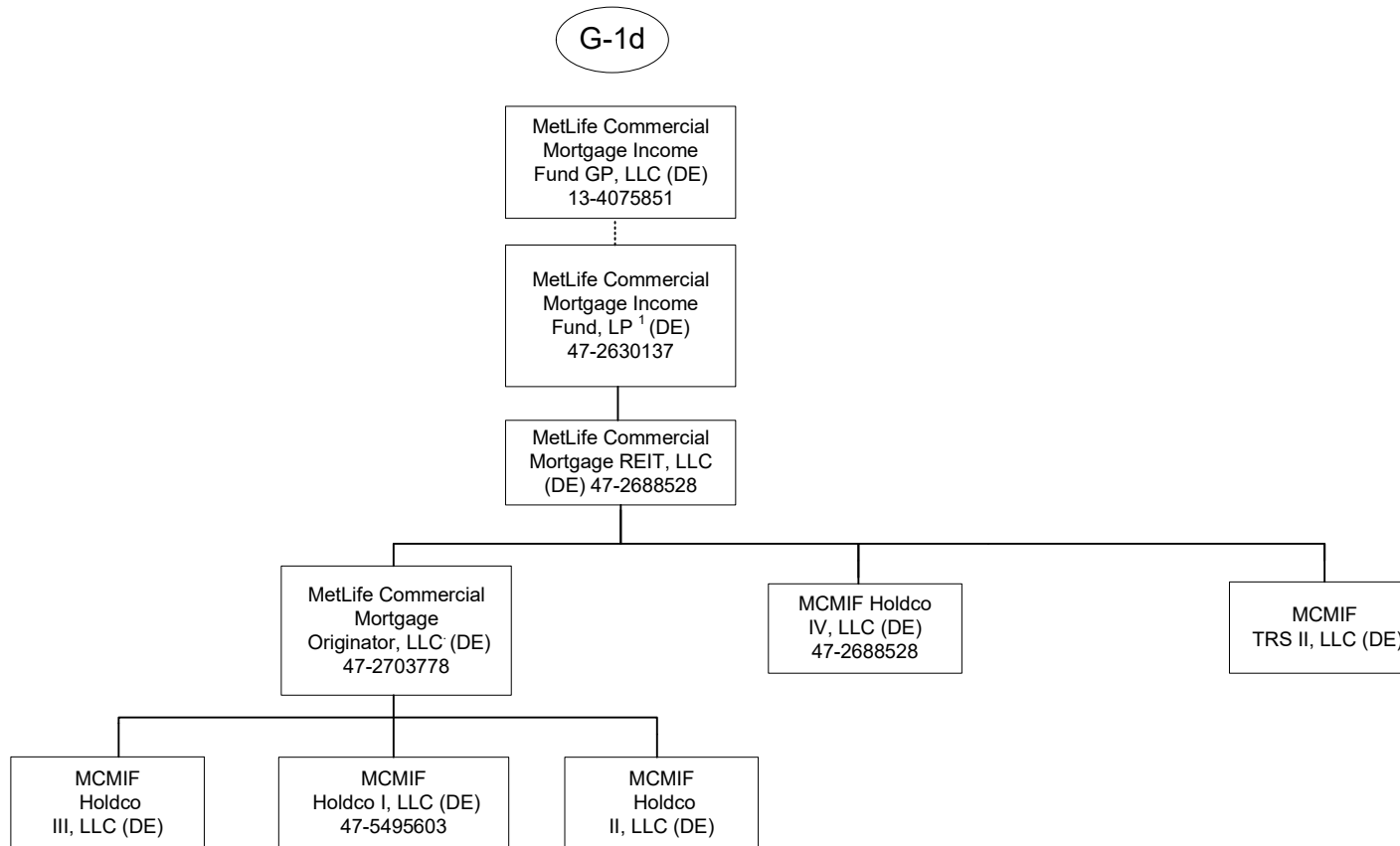
PART 1 - ORGANIZATIONAL CHART



1. MetLife Senior Direct Lending GP, LLC is the Manager of MLJ US Feeder LLC. MetLife Insurance K.K. is the sole member

SCHEDULE Y - INFORMATION CONCERNING ACTIVITIES OF INSURER MEMBERS OF A HOLDING COMPANY GROUP

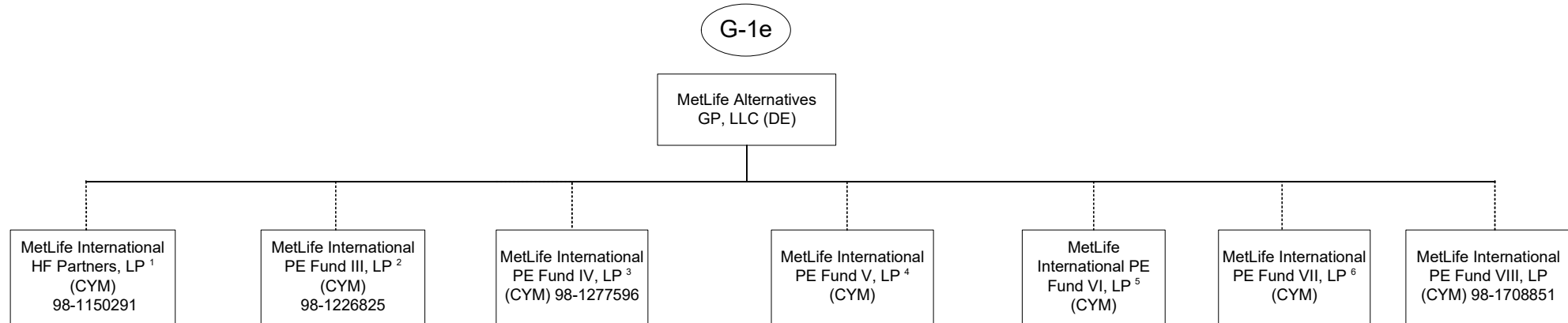
PART 1 - ORGANIZATIONAL CHART



1 MetLife Commercial Mortgage Income Fund GP, LLC is the general partner of MetLife Commercial Mortgage Income Fund, LP (the "Fund"). A majority of the limited partnership interests in the Fund are held by third parties. The following affiliates hold limited partnership interests in the Fund: Metropolitan Life Insurance Company owns 27.35%, MetLife Insurance Company of Korea, Limited. owns 1.04%, and Metropolitan Tower Life Insurance Company owns 3.62%.

SCHEDULE Y - INFORMATION CONCERNING ACTIVITIES OF INSURER MEMBERS OF A HOLDING COMPANY GROUP

PART 1 - ORGANIZATIONAL CHART

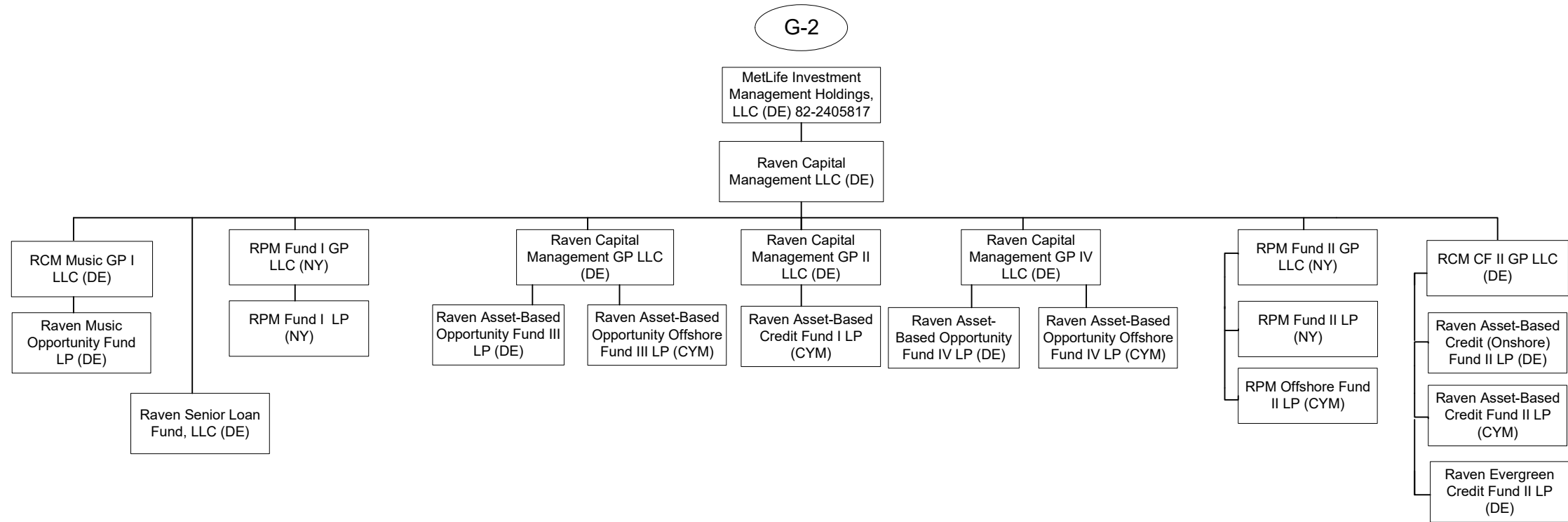


1 90.30% of the limited partnership interests of MetLife International HF Partners, LP is owned by MetLife Insurance K.K. (Japan) and 9.70% is owned by MetLife Insurance Company of Korea Limited.
 2 92.09% of the limited partnership interest of MetLife International PE Fund III, LP is owned by MetLife Insurance K.K. (Japan) and 7.91% is owned by MetLife Insurance Company of Korea Limited.
 3 96.21% of the limited partnership interests of MetLife International PE Fund IV, LP is owned by MetLife Insurance K.K. (Japan) 3.79% is owned by MetLife Insurance Company of Korea Limited.

4 96.73% of the limited partnership interests of MetLife International PE Fund V, LP is owned by MetLife Insurance K.K. (Japan) and 3.27% is owned by MetLife Insurance Company of Korea.
 5 96.53% of the limited partnership interests of MetLife International PE Fund VI, LP entity is owned by MetLife Insurance K.K. (Japan) and 3.47% is owned by MetLife Insurance Company of Korea.
 6 MetLife Alternatives GP, LLC is the general partner of MetLife International PE Fund VII, LP. MetLife Insurance K.K. (Japan) is the sole limited partner.

SCHEDULE Y - INFORMATION CONCERNING ACTIVITIES OF INSURER MEMBERS OF A HOLDING COMPANY GROUP

PART 1 - ORGANIZATIONAL CHART



SCHEDULE Y - INFORMATION CONCERNING ACTIVITIES OF INSURER MEMBERS OF A HOLDING COMPANY GROUP

PART 1 - ORGANIZATIONAL CHART

1) The voting securities (excluding directors' qualifying shares, if any) of each subsidiary shown on the organizational chart are 100% owned by their respective parent corporation, unless otherwise indicated.

2) The MetLife, Inc. organizational chart does not include real estate joint ventures and partnerships of which MetLife, Inc. and/or its subsidiaries is an investment partner. In addition, certain inactive subsidiaries have also been omitted.

3) MetLife Services EEIG is a cost-sharing mechanism used in European Union for European Union-affiliated members.

STATEMENT AS OF MARCH 31, 2024 OF THE Metropolitan General Insurance Company

SCHEDULE Y

PART 1A - DETAIL OF INSURANCE HOLDING COMPANY SYSTEM

1	2	3	4	5	6	7	8	9	10	11	12	13	14	15	16
Group Code	Group Name	NAIC Company Code	ID Number	Federal RSSD	CIK	Name of Securities Exchange if Publicly Traded (U.S. or International)	Names of Parent, Subsidiaries Or Affiliates	Domiciliary Location	Relationship to Reporting Entity	Directly Controlled by (Name of Entity/Person)	Type of Control (Ownership, Board, Management, Attorney-in-Fact, Influence, Other)	If Control is Ownership Provide Percentage	Ultimate Controlling Entity(ies)/Person(s)	Is an SCA Filing Required? (Yes/No)	*
.0241	MetLife		13-4075851	2945824	1099219	NYSE, ISE	MetLife, Inc.	DE	UDP	Board of Directors	Board of Directors	0.000	Board of Directors	YES	
.0241	MetLife		20-5894439	3373639			MetLife Global, Inc.	DE	NIA	MetLife, Inc.	Ownership	100.000	MetLife, Inc	NO	
.0241	MetLife		20-1360022				MetLife Pet Insurance Solutions LLC	KY	NIA	MetLife, Inc.	Ownership	100.000	MetLife, Inc	NO	
.0241	MetLife			4189837			Inversiones MetLife Holdco Dos Limitada (Chile)	CHL	NIA	MetLife International Holdings, LLC	Ownership	0.001	MetLife, Inc	NO	
.0241	MetLife			4189837			Inversiones MetLife Holdco Dos Limitada (Chile)	CHL	NIA	Natiloportem Holdings, LLC	Ownership	0.000	MetLife, Inc	NO	
.0241	MetLife			4189837			Inversiones MetLife Holdco Dos Limitada (Chile)	CHL	NIA	MetLife, Inc.	Ownership	99.999	MetLife, Inc	NO	
.0241	MetLife		98-1099650				MetLife Global Benefits, Ltd.	CYM	IA	MetLife, Inc.	Ownership	100.000	MetLife, Inc	NO	
.0241	MetLife		36-3665871	3165900			Cova Life Management Company	DE	NIA	MetLife, Inc.	Ownership	100.000	MetLife, Inc	NO	
.0241	MetLife		20-5707084	3817825			MetLife Services and Solutions, LLC	DE	NIA	MetLife Group, Inc.	Ownership	100.000	MetLife, Inc	NO	
.0241	MetLife			3818523			MetLife Solutions Pte. Ltd.	SGP	NIA	MetLife Services and Solutions, LLC	Ownership	100.000	MetLife, Inc	NO	
.0241	MetLife		98-0613376	3818550			MetLife Global Operations Support Center Private Limited	IND	NIA	MetLife Solutions Pte. Ltd.	Ownership	100.000	MetLife, Inc	NO	
.0241	MetLife		98-0613376	3818550			MetLife Global Operations Support Center Private Limited	IND	NIA	Natiloportem Holdings, LLC	Ownership	0.000	MetLife, Inc	NO	
.0241	MetLife			3818541			MetLife Services East Private Limited	IND	NIA	MetLife Solutions Pte. Ltd.	Ownership	99.990	MetLife, Inc	NO	
.0241	MetLife			3818541			MetLife Services East Private Limited	IND	NIA	Natiloportem Holdings, LLC	Ownership	0.010	MetLife, Inc	NO	
.0241	MetLife		22-3805708	3302488			Newbury Insurance Company, Limited	DE	IA	MetLife, Inc.	Ownership	100.000	MetLife, Inc	NO	
.0241	MetLife	13626	20-5819518	3921870			MetLife Reinsurance Company of Charleston	SC	IA	MetLife, Inc.	Ownership	100.000	MetLife, Inc	NO	
.0241	MetLife		26-6122204	4254959			MetLife Capital Trust IV	DE	NIA	MetLife, Inc.	Ownership	100.000	MetLife, Inc	NO	
.0241	MetLife		27-0858844	4278786			MetLife Home Loans LLC	DE	NIA	MetLife, Inc.	Ownership	100.000	MetLife, Inc	NO	
.0241	MetLife	39950	22-2342710				Metropolitan General Insurance Company	RI	RE	MetLife, Inc.	Ownership	100.000	MetLife, Inc	NO	
.0241	MetLife		98-1717366				MetLife Reinsurance Company of Hamilton, Ltd.	BMU	IA	MetLife, Inc.	Ownership	100.000	MetLife, Inc	NO	
.0241	MetLife		55-0790010	3165807			MetLife Group, Inc.	NY	NIA	MetLife, Inc.	Ownership	100.000	MetLife, Inc	NO	
.0241	MetLife		20-4607161				MetLife European Holdings, LLC	DE	NIA	MetLife, Inc.	Ownership	100.000	MetLife, Inc	NO	
.0241	MetLife	13092	26-1511401	4300892			MetLife Reinsurance Company of Vermont	VT	IA	MetLife, Inc.	Ownership	100.000	MetLife, Inc	NO	
.0241	MetLife	62634	51-0104167	4255107			Delaware American Life Insurance Company	DE	IA	MetLife, Inc.	Ownership	100.000	MetLife, Inc	NO	
.0241	MetLife		46-4298925				MetLife Consumer Services, Inc.	DE	NIA	MetLife, Inc.	Ownership	100.000	MetLife, Inc	NO	
.0241	MetLife		81-2253384				MetLife Insurance Brokerage, Inc.	NY	NIA	MetLife, Inc.	Ownership	100.000	MetLife, Inc	NO	
.0241	MetLife		95-3947585	3166064			MetLife Investors Group, LLC	DE	NIA	MetLife, Inc.	Ownership	100.000	MetLife, Inc	NO	
.0241	MetLife		43-1906210	3373563	1130412		MetLife Investments Securities LLC (DE)	DE	NIA	MetLife Investors Group, LLC	Ownership	100.000	MetLife, Inc	NO	
.0241	MetLife		43-1906210				MetLife Investors Distribution Company	MO	NIA	MetLife Investors Group, LLC	Ownership	100.000	MetLife, Inc	NO	
.0241	MetLife	65978	13-5581829	1583845	937834		Metropolitan Life Insurance Company	NY	IA	MetLife, Inc.	Ownership	100.000	MetLife, Inc	NO	
.0241	MetLife		20-2985998				500 Grant Street GP, LLC	DE	NIA	Metropolitan Life Insurance Company	Ownership	100.000	MetLife, Inc	NO	
.0241	MetLife			1584785			500 Grant Street Associates Limited Partnership	CT	NIA	500 Grant Street GP LLC	Management	0.000	MetLife, Inc	NO	
.0241	MetLife		22-3140349				MetLife Retirement Services LLC	NJ	NIA	Metropolitan Life Insurance Company	Ownership	100.000	MetLife, Inc	NO	
.0241	MetLife		90-0703980				MLIC CB Holdings LLC	DE	NIA	Metropolitan Life Insurance Company	Ownership	100.000	MetLife, Inc	NO	
.0241	MetLife						ML Clal Member, LLC	DE	NIA	Metropolitan Life Insurance Company	Management	0.000	MetLife, Inc	NO	
.0241	MetLife		46-0800386				CC Holdco Manager, LLC	DE	NIA	Metropolitan Life Insurance Company	Ownership	100.000	MetLife, Inc	NO	
.0241	MetLife						Euro CL Investments LLC	DE	NIA	Metropolitan Life Insurance Company	Ownership	100.000	MetLife, Inc	NO	
.0241	MetLife		26-0291767				6104 Hollywood, LLC	DE	NIA	Metropolitan Life Insurance Company	Ownership	100.000	MetLife, Inc	NO	
.0241	MetLife						The Building at 575 Fifth Avenue Mezzanine LLC	DE	NIA	Metropolitan Life Insurance Company	Ownership	100.000	MetLife, Inc	NO	
.0241	MetLife						The Building at 575 Fifth Retail Holding LLC	DE	NIA	The Building at 575 Fifth Avenue Mezzanine LLC	Ownership	100.000	MetLife, Inc	NO	

STATEMENT AS OF MARCH 31, 2024 OF THE Metropolitan General Insurance Company

SCHEDULE Y
PART 1A - DETAIL OF INSURANCE HOLDING COMPANY SYSTEM

1	2	3	4	5	6	7	8	9	10	11	12	13	14	15	16
Group Code	Group Name	NAIC Company Code	ID Number	Federal RSSD	CIK	Name of Securities Exchange if Publicly Traded (U.S. or International)	Names of Parent, Subsidiaries Or Affiliates	Domiciliary Location	Relationship to Reporting Entity	Directly Controlled by (Name of Entity/Person)	Type of Control (Ownership, Board, Management, Attorney-in-Fact, Influence, Other)	If Control is Ownership Provide Percentage	Ultimate Controlling Entity(ies)/Person(s)	Is an SCA Filing Required? (Yes/No)	*
.0241	MetLife						The Building at 575 Fifth Retail Owner LLC	..DENIA	LLC	Ownership	100.000	MetLife, Inc	..NO	
.0241	MetLife		98-1107266				Met Canada Solar ULC	..CANNIA	MetLife Capital, Limited Partnership	Ownership	100.000	MetLife, Inc	..NO	
.0241	MetLife		86-1176467				MEX DF Properties, LLC	..DENIA	Metropolitan Life Insurance Company	Ownership	100.000	MetLife, Inc	..NO	
.0241	MetLife		13-5581829				Met 1065 Hotel, LLC	..DENIA	Metropolitan Life Insurance Company	Ownership	100.000	MetLife, Inc	..NO	
.0241	MetLife		55-0891973				Corporate Real Estate Holdings, LLC	..DENIA	Metropolitan Life Insurance Company	Ownership	100.000	MetLife, Inc	..NO	
.0241	MetLife		13-5581829				WFP 1000 Holding Company GP, LLC	..DENIA	Metropolitan Life Insurance Company	Ownership	100.000	MetLife, Inc	..NO	
.0241	MetLife		13-5581829				MTU Hotel Owner, LLC	..DENIA	Metropolitan Life Insurance Company	Ownership	100.000	MetLife, Inc	..NO	
.0241	MetLife						MetLife Water Tower Owner LLC	..DENIA	Metropolitan Life Insurance Company	Ownership	100.000	MetLife, Inc	..NO	
.0241	MetLife						ML Bellevue Member LLC	..DENIA	Metropolitan Life Insurance Company	Ownership	100.000	MetLife, Inc	..NO	
.0241	MetLife		84-1717470				MSV Irvine Property, LLC	..DENIA	Metropolitan Life Insurance Company	Management	0.000	MetLife, Inc	..NO	
.0241	MetLife		13-3619870				23rd Street Investments, Inc.	..DENIA	Metropolitan Life Insurance Company	Ownership	100.000	MetLife, Inc	..YES	
.0241	MetLife		06-1193029				MetLife Capital Credit L.P.	..DENIA	23rd Street Investments, Inc.	Management	0.000	MetLife, Inc	..NO	
.0241	MetLife		91-1273824	4600453			MetLife Capital, Limited Partnership	..DENIA	23rd Street Investments, Inc.	Management	0.000	MetLife, Inc	..NO	
.0241	MetLife						Long Island Solar Farm, LLC	..DENIA	MetLife Capital, Limited Partnership	Management	0.000	MetLife, Inc	..NO	
.0241	MetLife		43-1822723	4275507			Missouri Reinsurance, Inc.	..CYMIA	Metropolitan Life Insurance Company	Ownership	100.000	MetLife, Inc	..YES	
.0241	MetLife		13-3237278				MetLife Holdings, Inc.	..DENIA	Metropolitan Life Insurance Company	Ownership	100.000	MetLife, Inc	..YES	
.0241	MetLife		13-3237275				MetLife Credit Corp.	..DENIA	MetLife Holdings, Inc. (DE)	Ownership	100.000	MetLife, Inc	..NO	
.0241	MetLife		13-3237277				MetLife Funding, Inc.	..DENIA	MetLife Holdings, Inc. (DE)	Ownership	100.000	MetLife, Inc	..NO	
.0241	MetLife		13-3170235				Metropolitan Tower Realty Company, Inc.	..DENIA	Metropolitan Life Insurance Company	Ownership	100.000	MetLife, Inc	..YES	
.0241	MetLife		01-0855028				Midtown Heights, LLC	..DENIA	Metropolitan Life Insurance Company	Ownership	100.000	MetLife, Inc	..NO	
.0241	MetLife		43-6026902				White Oak Royalty Company	..OKNIA	Metropolitan Life Insurance Company	Ownership	100.000	MetLife, Inc	..YES	
.0241	MetLife						Plaza Drive Properties, LLC	..DENIA	Metropolitan Life Insurance Company	Ownership	100.000	MetLife, Inc	..NO	
.0241	MetLife		26-2853672				MLIC Asset Holdings LLC	..DENIA	Metropolitan Life Insurance Company	Ownership	100.000	MetLife, Inc	..NO	
.0241	MetLife		36-4197196				MetLife Properties Ventures, LLC	..DENIA	Metropolitan Life Insurance Company	Ownership	100.000	MetLife, Inc	..NO	
.0241	MetLife		22-2375428				Transmountain Land & Livestock Company	..MTNIA	Metropolitan Life Insurance Company	Ownership	100.000	MetLife, Inc	..YES	
.0241	MetLife		34-1650967				MetLife Legal Plans, Inc.	..DENIA	Metropolitan Life Insurance Company	Ownership	100.000	MetLife, Inc	..YES	
.0241	MetLife		34-1631590				MetLife Legal Plans of Florida, Inc.	..FLIA	MetLife Legal Plans, Inc.	Ownership	100.000	MetLife, Inc	..NO	
.0241	MetLife		13-3179826	3219782			MetLife Next Gen Ventures, LLC	..DENIA	Metropolitan Life Insurance Company	Ownership	100.000	MetLife, Inc	..NO	
.0241	MetLife		86-1794197				1350 Eye Street Owner LLC	..DENIA	Metropolitan Life Insurance Company	Management	0.000	MetLife, Inc	..NO	
.0241	MetLife		13-4047186				MetLife Tower Resources Group, Inc.	..DENIA	Metropolitan Life Insurance Company	Ownership	100.000	MetLife, Inc	..YES	
.0241	MetLife		26-0404927				Housing Fund Manager, LLC	..DENIA	Metropolitan Life Insurance Company	Ownership	100.000	MetLife, Inc	..NO	
.0241	MetLife		13-5581829				MTC Fund II, LLC	..DENIA	Housing Fund Manager, LLC	Management	0.000	MetLife, Inc	..NO	
.0241	MetLife		14-2013939	3727429			MTC Fund III, LLC	..DENIA	Housing Fund Manager, LLC	Management	0.000	MetLife, Inc	..NO	
.0241	MetLife			4254454			St. James Fleet Investments Two Limited	..CYMNIA	Metropolitan Life Insurance Company	Ownership	100.000	MetLife, Inc	..YES	
.0241	MetLife		93-2031355				ML CW Member LLC	..DENIA	Metropolitan Life Insurance Company	Management	0.000	MetLife, Inc	..NO	
.0241	MetLife		13-5581829				MAV Trust Holdings LLC	..DENIA	Metropolitan Life Insurance Company	Ownership	100.000	MetLife, Inc	..NO	
.0241	MetLife		13-5581829				MAV 1	..DENIA	Metropolitan Life Insurance Company	Ownership	100.000	MetLife, Inc	..NO	
.0241	MetLife						ML Cial Member 2.0, LLC	..DENIA	Metropolitan Life Insurance Company	Ownership	100.000	MetLife, Inc	..NO	
.0241	MetLife				0001719327		MetLife Securitization Depositor LLC	..DENIA	Metropolitan Life Insurance Company	Ownership	100.000	MetLife, Inc	..NO	
.0241	MetLife		06-1535895				PREFCO Fourteen, LLC	..DENIA	Metropolitan Life Insurance Company	Ownership	100.000	MetLife, Inc	..NO	
.0241	MetLife						ML HS Member LLC	..DENIA	Metropolitan Life Insurance Company	Ownership	100.000	MetLife, Inc	..NO	
.0241	MetLife						ML MMIP Member, LLC	..DENIA	Metropolitan Life Insurance Company	Ownership	100.000	MetLife, Inc	..NO	
.0241	MetLife		82-5393412				Pacific Logistics Industrial South, LLC	..DENIA	Metropolitan Life Insurance Company	Ownership	100.000	MetLife, Inc	..NO	
.0241	MetLife		27-0226554	4600435			MLIC Asset Holdings II LLC	..DENIA	Metropolitan Life Insurance Company	Ownership	100.000	MetLife, Inc	..NO	
.0241	MetLife						MetLife RC SF Member, LLC	..DENIA	Metropolitan Life Insurance Company	Ownership	100.000	MetLife, Inc	..NO	
.0241	MetLife		46-3608641				ML Swan Mezz, LLC	..DENIA	Metropolitan Life Insurance Company	Ownership	100.000	MetLife, Inc	..NO	
.0241	MetLife		46-3589015				ML Swan GP, LLC	..DENIA	ML Swan Mezz, LLC	Ownership	100.000	MetLife, Inc	..NO	
.0241	MetLife		46-3616798				ML Dolphin Mezz, LLC	..DENIA	Metropolitan Life Insurance Company	Ownership	100.000	MetLife, Inc	..NO	

STATEMENT AS OF MARCH 31, 2024 OF THE Metropolitan General Insurance Company

SCHEDULE Y

PART 1A - DETAIL OF INSURANCE HOLDING COMPANY SYSTEM

1	2	3	4	5	6	7	8	9	10	11	12	13	14	15	16
Group Code	Group Name	NAIC Company Code	ID Number	Federal RSSD	CIK	Name of Securities Exchange if Publicly Traded (U.S. or International)	Names of Parent, Subsidiaries Or Affiliates	Domiciliary Location	Relationship to Reporting Entity	Directly Controlled by (Name of Entity/Person)	Type of Control (Ownership, Board, Management, Attorney-in-Fact, Influence, Other)	If Control is Ownership Provide Percentage	Ultimate Controlling Entity(ies)/Person(s)	Is an SCA Filing Required? (Yes/No)	*
.0241	MetLife		82-4889675				ML Southlands Member, LLC	DE	NIA	Metropolitan Life Insurance Company	Management	0.000	MetLife, Inc	NO	
.0241	MetLife		83-2970698				ML Port Chester SC Member, LLC	DE	NIA	Metropolitan Life Insurance Company	Management	0.000	MetLife, Inc	NO	
.0241	MetLife		82-4019470				ML Cerritos TC Member, LLC	DE	NIA	Metropolitan Life Insurance Company	Management	0.000	MetLife, Inc	NO	
.0241	MetLife		82-5351346				ML Sloan's Lake Member, LLC	DE	NIA	Metropolitan Life Insurance Company	Ownership	100.000	MetLife, Inc	NO	
.0241	MetLife						ML 610 Zane Member, LLC	DE	NIA	Metropolitan Life Insurance Company	Ownership	100.000	MetLife, Inc	NO	
.0241	MetLife						HD Owner LLC	DE	NIA	Metropolitan Life Insurance Company	Ownership	100.000	MetLife, Inc	NO	
.0241	MetLife						ML Sentinel Square Member, LLC	DE	NIA	Metropolitan Life Insurance Company	Ownership	100.000	MetLife, Inc	NO	
.0241	MetLife		46-3593573				ML Dolphin GP, LLC	DE	NIA	ML Dolphin Mezz, LLC	Ownership	100.000	MetLife, Inc	NO	
.0241	MetLife						Haskell East Village, LLC	DE	NIA	Metropolitan Life Insurance Company	Ownership	100.000	MetLife, Inc	NO	
.0241	MetLife		46-0803970				MetLife CC Member, LLC	DE	NIA	Metropolitan Life Insurance Company	Management	0.000	MetLife, Inc	NO	
.0241	MetLife		80-0821598				Oconee Hotel Company, LLC	DE	NIA	Metropolitan Life Insurance Company	Ownership	100.000	MetLife, Inc	NO	
.0241	MetLife		80-0823015				Oconee Land Company, LLC	DE	NIA	Metropolitan Life Insurance Company	Ownership	100.000	MetLife, Inc	NO	
.0241	MetLife		80-0823413				Oconee Land Development Company, LLC	DE	NIA	Oconee Land Company, LLC	Ownership	100.000	MetLife, Inc	NO	
.0241	MetLife		90-0853553				Oconee Golf Company, LLC	DE	NIA	Oconee Land Company, LLC	Ownership	100.000	MetLife, Inc	NO	
.0241	MetLife		37-1694299				Oconee Marina Company, LLC	DE	NIA	Oconee Land Company, LLC	Ownership	100.000	MetLife, Inc	NO	
.0241	MetLife		13-5581829				MNMQ TRUST HOLDINGS LLC	DE	NIA	Metropolitan Life Insurance Company	Ownership	100.000	MetLife, Inc	NO	
.0241	MetLife		13-5581829				MNMQ TRUST 2020	DE	NIA	MNMQ TRUST HOLDINGS LLC	Ownership	100.000	MetLife, Inc	NO	
.0241	MetLife						ML Hudson Member, LLC	DE	NIA	Metropolitan Life Insurance Company	Ownership	100.000	MetLife, Inc	NO	
.0241	MetLife		46-2460801				1201 TAB Manager, LLC	DE	NIA	Metropolitan Life Insurance Company	Ownership	100.000	MetLife, Inc	NO	
.0241	MetLife		46-2460801				MetLife 1201 TAB Member, LLC	DE	NIA	Metropolitan Life Insurance Company	Ownership	100.000	MetLife, Inc	NO	
.0241	MetLife		46-2477278				MetLife LHH Member, LLC	DE	NIA	Metropolitan Life Insurance Company	Management	0.000	MetLife, Inc	NO	
.0241	MetLife						MetLife Ashton Austin Owner, LLC	DE	NIA	Metropolitan Life Insurance Company	Ownership	100.000	MetLife, Inc	NO	
.0241	MetLife		13-5581829				MetLife Acoma Owner, LLC	DE	NIA	Metropolitan Life Insurance Company	Ownership	100.000	MetLife, Inc	NO	
.0241	MetLife						ML Matson Mills Member LLC	DE	NIA	Metropolitan Life Insurance Company	Ownership	100.000	MetLife, Inc	NO	
.0241	MetLife		87-4569349				ML University Town Center Member, LLC	DE	NIA	Metropolitan Life Insurance Company	Ownership	100.000	MetLife, Inc	NO	
.0241	MetLife						ML 300 Third Member LLC	DE	NIA	Metropolitan Life Insurance Company	Ownership	100.000	MetLife, Inc	NO	
.0241	MetLife		26-1762232				Boulevard Residential, LLC	DE	NIA	Metropolitan Life Insurance Company	Ownership	100.000	MetLife, Inc	NO	
.0241	MetLife						MetLife Ontario Street Member, LLC	DE	NIA	Metropolitan Life Insurance Company	Ownership	100.000	MetLife, Inc	NO	
.0241	MetLife		46-4158087				MetLife 555 12th Member, LLC	DE	NIA	Metropolitan Life Insurance Company	Management	0.000	MetLife, Inc	NO	
.0241	MetLife		82-3135079				150 North Riverside PE Member, LLC	DE	NIA	Metropolitan Life Insurance Company	Management	0.000	MetLife, Inc	NO	
.0241	MetLife		46-4283517				MetLife Camino Ranon Member, LLC	DE	NIA	Metropolitan Life Insurance Company	Management	0.000	MetLife, Inc	NO	
.0241	MetLife		13-5581829				ML OMD Member, LLC	DE	NIA	Metropolitan Life Insurance Company	Ownership	100.000	MetLife, Inc	NO	
.0241	MetLife		46-4129811				MetLife 425 MKT Member, LLC	DE	NIA	Metropolitan Life Insurance Company	Management	0.000	MetLife, Inc	NO	
.0241	MetLife						ML Navy Yard Member, LLC	DE	NIA	Metropolitan Life Insurance Company	Ownership	100.000	MetLife, Inc	NO	
.0241	MetLife						ML 335 8th PE Member, LLC	DE	NIA	Metropolitan Life Insurance Company	Ownership	100.000	MetLife, Inc	NO	
.0241	MetLife						ML Terminal 106 Member, LLC	DE	NIA	Metropolitan Life Insurance Company	Management	0.000	MetLife, Inc	NO	
.0241	MetLife		13-5581829				Southcreek Industrial Holdings, LLC	DE	NIA	Metropolitan Life Insurance Company	Ownership	100.000	MetLife, Inc	NO	
.0241	MetLife		46-4229772				MetLife THR Investor, LLC	DE	NIA	Metropolitan Life Insurance Company	Ownership	100.000	MetLife, Inc	NO	
.0241	MetLife		13-5581829				MCJV, LLC	DE	NIA	Metropolitan Life Insurance Company	Ownership	100.000	MetLife, Inc	NO	
.0241	MetLife						MetLife OFC Member, LLC	DE	NIA	Metropolitan Life Insurance Company	Ownership	100.000	MetLife, Inc	NO	
.0241	MetLife		46-4584166				ML Southmore, LLC	DE	NIA	Metropolitan Life Insurance Company	Management	0.000	MetLife, Inc	NO	
.0241	MetLife						MetLife GV Owner LLC	DE	NIA	Metropolitan Life Insurance Company	Ownership	100.000	MetLife, Inc	NO	
.0241	MetLife		13-5581829				MetLife Private Equity Holdings, LLC	DE	NIA	MetLife SP Holdings, LLC	Ownership	100.000	MetLife, Inc	NO	
.0241	MetLife		20-8254446				10700 Wilshire, LLC	DE	NIA	Metropolitan Life Insurance Company	Ownership	100.000	MetLife, Inc	NO	
.0241	MetLife		47-3741955				ML Mililani Member, LLC	DE	NIA	Metropolitan Life Insurance Company	Management	0.000	MetLife, Inc	NO	
.0241	MetLife		47-5228317				MOPP Owners, LLC	DE	NIA	Metropolitan Life Insurance Company	Management	0.000	MetLife, Inc	NO	
.0241	MetLife						MOPP Marbella Member, LLC	DE	NIA	MOPP Owners, LLC	Management	0.000	MetLife, Inc	NO	
.0241	MetLife		20-3700390				Viridian Miracle Mile, LLC	DE	NIA	Metropolitan Life Insurance Company	Ownership	100.000	MetLife, Inc	NO	
.0241	MetLife						ML-AI MetLife Member 5, LLC	DE	NIA	Metropolitan Life Insurance Company	Ownership	100.000	MetLife, Inc	NO	

STATEMENT AS OF MARCH 31, 2024 OF THE Metropolitan General Insurance Company

SCHEDULE Y
PART 1A - DETAIL OF INSURANCE HOLDING COMPANY SYSTEM

1	2	3	4	5	6	7	8	9	10	11	12	13	14	15	16
Group Code	Group Name	NAIC Company Code	ID Number	Federal RSSD	CIK	Name of Securities Exchange if Publicly Traded (U.S. or International)	Names of Parent, Subsidiaries Or Affiliates	Domiciliary Location	Relationship to Reporting Entity	Directly Controlled by (Name of Entity/Person)	Type of Control (Ownership, Board, Management, Attorney-in-Fact, Influence, Other)	If Control is Ownership Provide Percentage	Ultimate Controlling Entity(ies)/Person(s)	Is an SCA Filing Required? (Yes/No)	*
.0241	MetLife						MetLife Park Tower Member, LLC	DE	NIA	Metropolitan Life Insurance Company	Ownership	100.000	MetLife, Inc	NO	
.0241	MetLife		47-5505232				Park Tower REIT, Inc.	DE	NIA	MetLife Park Tower Member, LLC	Ownership	100.000	MetLife, Inc	NO	
.0241	MetLife		81-1408328				Park Tower JV Member, LLC	DE	NIA	Park Tower REIT, Inc.	Ownership	100.000	MetLife, Inc	NO	
.0241	MetLife		82-1637862				MetLife Chino Member, LLC	DE	NIA	Metropolitan Life Insurance Company	Ownership	100.000	MetLife, Inc	NO	
.0241	MetLife		13-5581829				MetLife Boro Station Member, LLC	DE	NIA	Metropolitan Life Insurance Company	Ownership	100.000	MetLife, Inc	NO	
.0241	MetLife		92-3139130				ML PE Terminal 106, LLC	DE	NIA	Metropolitan Life Insurance Company	Management	0.000	MetLife, Inc	NO	
.0241	MetLife						ML One Bedminster, LLC	DE	NIA	Metropolitan Life Insurance Company	Ownership	100.000	MetLife, Inc	NO	
.0241	MetLife						Pacific Logistics Industrial North, LLC	DE	NIA	Metropolitan Life Insurance Company	Ownership	100.000	MetLife, Inc	NO	
.0241	MetLife		83-2270141				MMP Owners, LLC	DE	NIA	Metropolitan Life Insurance Company	Ownership	100.000	MetLife, Inc	NO	
.0241	MetLife						ML AG Member LLC	DE	NIA	Metropolitan Life Insurance Company	Ownership	100.000	MetLife, Inc	NO	
.0241	MetLife						ML Corner 63 Member, LLC	DE	NIA	Metropolitan Life Insurance Company	Ownership	100.000	MetLife, Inc	NO	
.0241	MetLife		13-5581829				MetLife 8280 Member, LLC	DE	NIA	Metropolitan Life Insurance Company	Ownership	100.000	MetLife, Inc	NO	
.0241	MetLife						MetLife Campus at SGV Member, LLC	DE	NIA	Metropolitan Life Insurance Company	Ownership	100.000	MetLife, Inc	NO	
.0241	MetLife						MC Portfolio JV Member, LLC	DE	NIA	Metropolitan Life Insurance Company	Ownership	100.000	MetLife, Inc	NO	
.0241	MetLife		13-5581829				MMP Owners III, LLC	DE	NIA	Metropolitan Life Insurance Company	Ownership	100.000	MetLife, Inc	NO	
.0241	MetLife						MetLife Multi-Family Partners III, LLC	DE	NIA	MMP Owners III, LLC	Ownership	100.000	MetLife, Inc	NO	
.0241	MetLife		13-5581829				MMP Holdings III, LLC	DE	NIA	MetLife Multi-Family Partners III, LLC	Ownership	100.000	MetLife, Inc	NO	
.0241	MetLife		13-5581829				MMP Cedar Street REIT, LLC	DE	NIA	MMP Holdings III, LLC	Ownership	100.000	MetLife, Inc	NO	
.0241	MetLife		13-5581829				MMP Cedar Street Owner, LLC	DE	NIA	MMP Cedar Street REIT, LLC	Ownership	100.000	MetLife, Inc	NO	
.0241	MetLife		13-5581829				MMP South Park REIT, LLC	DE	NIA	MMP Holdings III, LLC	Ownership	100.000	MetLife, Inc	NO	
.0241	MetLife		13-5581829				MMP South Park Owner, LLC	DE	NIA	MMP South Park REIT, LLC	Ownership	100.000	MetLife, Inc	NO	
.0241	MetLife		13-5581829				MMP Olivian REIT, LLC	DE	NIA	MMP Holdings III, LLC	Ownership	100.000	MetLife, Inc	NO	
.0241	MetLife		13-5581829				MMP Olivian Owner, LLC	DE	NIA	MMP Olivian REIT, LLC	Ownership	100.000	MetLife, Inc	NO	
.0241	MetLife						MCRE Block 40, LP	DE	NIA	Metropolitan Life Insurance Company	Ownership	100.000	MetLife, Inc	NO	
.0241	MetLife						MetLife Japan US Equity Owners LLC	DE	NIA	Metropolitan Life Insurance Company	Ownership	100.000	MetLife, Inc	NO	
.0241	MetLife		13-5581829				MetLife SP Holdings, LLC	DE	NIA	Metropolitan Life Insurance Company	Ownership	100.000	MetLife, Inc	NO	
.0241	MetLife		47-2085444				ML-AI MetLife Member 2, LLC	DE	NIA	Metropolitan Life Insurance Company	Management	0.000	MetLife, Inc	NO	
.0241	MetLife						ML-AI MetLife Member 3, LLC	DE	NIA	Metropolitan Life Insurance Company	Ownership	100.000	MetLife, Inc	NO	
.0241	MetLife						ML-AI MetLife Member 4, LLC	DE	NIA	Metropolitan Life Insurance Company	Management	0.000	MetLife, Inc	NO	
.0241	MetLife		82-2216412				White Tract II, LLC	DE	NIA	Metropolitan Life Insurance Company	Ownership	100.000	MetLife, Inc	NO	
.0241	MetLife		46-4255167				ML Terraces, LLC	DE	NIA	Metropolitan Life Insurance Company	Ownership	100.000	MetLife, Inc	NO	
.0241	MetLife						MetLife 1007 Stewart, LLC	DE	NIA	Metropolitan Life Insurance Company	Ownership	100.000	MetLife, Inc	NO	
.0241	MetLife						Chestnut Flats Wind, LLC	DE	NIA	Metropolitan Life Insurance Company	Ownership	100.000	MetLife, Inc	NO	
.0241	MetLife		47-1256270				MetLife OBS Member, LLC	DE	NIA	Metropolitan Life Insurance Company	Ownership	100.000	MetLife, Inc	NO	
.0241	MetLife						MetLife FM Hotel Member, LLC	DE	NIA	Metropolitan Life Insurance Company	Ownership	100.000	MetLife, Inc	NO	
.0241	MetLife						LHCW Holdings (U.S.) LLC	DE	NIA	MetLife FM Hotel Member, LLC	Ownership	100.000	MetLife, Inc	NO	
.0241	MetLife						LHC Holdings (U.S.) LLC	DE	NIA	LHCW Holdings (U.S.) LLC	Ownership	100.000	MetLife, Inc	NO	
.0241	MetLife						LHCW Hotel Holding (U.S.) LLC	DE	NIA	LHC Holdings (U.S.) LLC	Ownership	100.000	MetLife, Inc	NO	
.0241	MetLife						LHCW Hotel Holding (2002) LLC	DE	NIA	LHCW Hotel Holding (U.S.) LLC	Ownership	100.000	MetLife, Inc	NO	
.0241	MetLife						LHCW Hotel Operating Company (2002) LLC	DE	NIA	LHCW Hotel Holding (U.S.) LLC	Ownership	100.000	MetLife, Inc	NO	
.0241	MetLife						MetLife HCMJV 1 GP, LLC	DE	NIA	Metropolitan Life Insurance Company	Ownership	100.000	MetLife, Inc	NO	
.0241	MetLife						MetLife HCMJV 1 LP, LLC	DE	NIA	Metropolitan Life Insurance Company	Ownership	100.000	MetLife, Inc	NO	
.0241	MetLife						Sino-US United MetLife Insurance Co. Ltd.	CHN	IA	Metropolitan Life Insurance Company	Ownership	50.000	MetLife, Inc	NO	
.0241	MetLife		84-4913232				ML Armature Member, LLC	DE	NIA	Metropolitan Life Insurance Company	Management	0.000	MetLife, Inc	NO	
.0241	MetLife		81-0706365				Versant Health, Inc.	DE	NIA	MetLife, Inc.	Ownership	100.000	MetLife, Inc	NO	
.0241	MetLife		81-0711451				Versant Health Holdco, Inc.	DE	NIA	Versant Health, Inc.	Ownership	100.000	MetLife, Inc	NO	
.0241	MetLife		80-0769466				Versant Health Consolidations Corp.	DE	NIA	Versant Health Holdco, Inc.	Ownership	100.000	MetLife, Inc	NO	
.0241	MetLife		11-3051991				Davis Vision, Inc	NY	NIA	Versant Health Consolidations Corp.	Ownership	100.000	MetLife, Inc	NO	
.0241	MetLife		11-2958041				DavisVision IPA, Inc.	NY	NIA	Davis Vision, Inc	Ownership	100.000	MetLife, Inc	NO	

STATEMENT AS OF MARCH 31, 2024 OF THE Metropolitan General Insurance Company

SCHEDULE Y

PART 1A - DETAIL OF INSURANCE HOLDING COMPANY SYSTEM

1	2	3	4	5	6	7	8	9	10	11	12	13	14	15	16
Group Code	Group Name	NAIC Company Code	ID Number	Federal RSSD	CIK	Name of Securities Exchange if Publicly Traded (U.S. or International)	Names of Parent, Subsidiaries Or Affiliates	Domiciliary Location	Relationship to Reporting Entity	Directly Controlled by (Name of Entity/Person)	Type of Control (Ownership, Board, Management, Attorney-in-Fact, Influence, Other)	If Control is Ownership Provide Percentage	Ultimate Controlling Entity(ies)/Person(s)	Is an SCA Filing Required? (Yes/No)	*
.0241	MetLife		84-1800280				Versant Health Lab, LLC	DE	NIA	Davis Vision, Inc	Ownership	100.000	MetLife, Inc	NO	
.0241	MetLife		13-3741352				Superior Vision Services, Inc.	DE	NIA	Versant Health Consolidations Corp.	Ownership	100.000	MetLife, Inc	NO	
.0241	MetLife	60188	86-0757439				Superior Vision Insurance, Inc. Vision Twenty-One Managed Eye Care IPA, Inc.	AZ	IA	Superior Vision Services, Inc.	Ownership	100.000	MetLife, Inc	NO	
.0241	MetLife		11-3391532				Superior Vision Insurance Plan of Wisconsin, Inc.	NY	NIA	Versant Health Consolidations Corp.	Ownership	100.000	MetLife, Inc	NO	
.0241	MetLife	52005	39-1736329				Vision 21 Physician Practice Management Company	WI	IA	Versant Health Consolidations Corp.	Ownership	100.000	MetLife, Inc	NO	
.0241	MetLife		59-2749609				Superior Vision Benefit Management, Inc.	FL	NIA	Versant Health Consolidations Corp.	Ownership	100.000	MetLife, Inc	NO	
.0241	MetLife		22-2512390				Block Vision of Texas, Inc.	NJ	NIA	Versant Health Consolidations Corp.	Ownership	100.000	MetLife, Inc	NO	
.0241	MetLife	95387	75-2631278				UVC Independent Practice Association, Inc.	TX	IA	Superior Vision Benefit Management, Inc.	Ownership	100.000	MetLife, Inc	NO	
.0241	MetLife		22-3343185				Superior Vision of New Jersey, Inc.	NY	NIA	Superior Vision Benefit Management, Inc.	Ownership	100.000	MetLife, Inc	NO	
.0241	MetLife	14189	20-5580363				Metropolitan Tower Life Insurance Company	NJ	IA	Superior Vision Benefit Management, Inc.	Ownership	100.000	MetLife, Inc	NO	
.0241	MetLife		13-3114906	3219773			MetLife Assignment Company, Inc (DE)	NE	IA	MetLife, Inc.	Ownership	100.000	MetLife, Inc	NO	
.0241	MetLife		38-4035918				MTL HS Member LLC	DE	NIA	Metropolitan Tower Life Insurance Company	Ownership	100.000	MetLife, Inc	YES	
.0241	MetLife		13-3114906				MTL GV Owner LLC	DE	NIA	Metropolitan Tower Life Insurance Company	Ownership	100.000	MetLife, Inc	NO	
.0241	MetLife		52-1528581	3921834	0000727303		MTL Leasing, LLC	DE	NIA	Metropolitan Tower Life Insurance Company	Ownership	100.000	MetLife, Inc	NO	
.0241	MetLife	14170	33-0733552				SafeGuard Health Enterprises, Inc.	DE	NIA	MetLife, Inc.	Ownership	100.000	MetLife, Inc	NO	
.0241	MetLife		95-2879515				MetLife Health Plans, Inc.	NJ	IA	SafeGuard Health Enterprises, Inc.	Ownership	100.000	MetLife, Inc	NO	
.0241	MetLife		33-0515751				SafeGuard Health Plans, Inc. (CA)	CA	IA	SafeGuard Health Enterprises, Inc.	Ownership	100.000	MetLife, Inc	NO	
.0241	MetLife	79014	33-0515751				SafeHealth Life Insurance Company	CA	IA	SafeGuard Health Enterprises, Inc.	Ownership	100.000	MetLife, Inc	NO	
.0241	MetLife	52009	65-0073323				SafeGuard Health Plans, Inc. (FL)	FL	IA	SafeGuard Health Enterprises, Inc.	Ownership	100.000	MetLife, Inc	NO	
.0241	MetLife		75-2046497				SafeGuard Health Plans, Inc. (TX)	TX	IA	SafeGuard Health Enterprises, Inc.	Ownership	100.000	MetLife, Inc	NO	
.0241	MetLife	60690	98-0000065	4247326			American Life Insurance Company	DE	IA	MetLife, Inc.	Ownership	100.000	MetLife, Inc	NO	
.0241	MetLife						BIDV MetLife Life Insurance Limited Liability Company	WV	IA	American Life Insurance Company	Ownership	60.610	MetLife, Inc	NO	
.0241	MetLife		AA-1580066				MetLife Insurance K.K. (Japan)	JPN	IA	American Life Insurance Company	Ownership	100.000	MetLife, Inc	NO	
.0241	MetLife						Fortissimo Co., Ltd	JPN	IA	MetLife Insurance K.K. (Japan)	Ownership	100.000	MetLife, Inc	NO	
.0241	MetLife		88-1313096				MetLife Japan Water Tower Owner (Blocker) LLC	DE	IA	MetLife Insurance K.K. (Japan)	Ownership	100.000	MetLife, Inc	NO	
.0241	MetLife		92-0658692				MetLife Japan Owner (Blocker) LLC	DE	IA	MetLife Insurance K.K. (Japan)	Ownership	100.000	MetLife, Inc	NO	
.0241	MetLife			4250018			MetLife Life Insurance Company (Egypt) International Technical and Advisory Services Limited	EGY	NIA	MetLife Global Holding Company I GmbH (Swiss)	Ownership	84.125	MetLife, Inc	NO	
.0241	MetLife		51-0205283				Borderland Investments Limited (USA-Delaware)	DE	NIA	American Life Insurance Company	Ownership	100.000	MetLife, Inc	YES	
.0241	MetLife		02-0649743				ALICO Hellas Single Member Limited Liability Company (Greece)	DE	NIA	American Life Insurance Company	Ownership	100.000	MetLife, Inc	YES	
.0241	MetLife		13-3912049				ALICO Properties, Inc. (USA-Delaware)	GRC	NIA	Borderland Investments Limited (DE)	Ownership	100.000	MetLife, Inc	NO	
.0241	MetLife		13-3919049				Global Properties, Inc. (USA-Delaware)	DE	NIA	American Life Insurance Company	Ownership	51.000	MetLife, Inc	YES	
.0241	MetLife						MetLife Global Holding Company I GmbH (Swiss)	DE	NIA	ALICO Properties, Inc.	Ownership	100.000	MetLife, Inc	NO	
.0241	MetLife						MetLife International Holdings, LLC	CHE	NIA	American Life Insurance Company	Ownership	100.000	MetLife, Inc	NO	
.0241	MetLife		13-3759652	3166279			MM Global Operations Support Center, S.A. de C.V.	DE	NIA	MetLife Global Holding Company II GmbH (Swiss)	Ownership	100.000	MetLife, Inc	NO	
.0241	MetLife			4240907			MM Global Operations Support Center, S.A. de C.V.	MEX	NIA	MetLife Global Holding Company II GmbH (Swiss)	Ownership	100.000	MetLife, Inc	NO	
.0241	MetLife			4240907			MM Global Operations Support Center, S.A. de C.V.	MEX	NIA	MetLife Global Holding Company I GmbH (Swiss)	Ownership	0.000	MetLife, Inc	NO	

STATEMENT AS OF MARCH 31, 2024 OF THE Metropolitan General Insurance Company

SCHEDULE Y

PART 1A - DETAIL OF INSURANCE HOLDING COMPANY SYSTEM

1	2	3	4	5	6	7	8	9	10	11	12	13	14	15	16
Group Code	Group Name	NAIC Company Code	ID Number	Federal RSSD	CIK	Name of Securities Exchange if Publicly Traded (U.S. or International)	Names of Parent, Subsidiaries Or Affiliates	Domi-ciliary Location	Relation-ship to Reporting Entity	Directly Controlled by (Name of Entity/Person)	Type of Control (Ownership, Board, Management, Attorney-in-Fact, Influence, Other)	If Control is Ownership Provide Percentage	Ultimate Controlling Entity(ies)/Person(s)	Is an SCA Filing Re-quired? (Yes/No)	*
.0241	MetLife			4254995			Fundacion MetLife Mexico, A.C.	.MEX	NIA	MM Global Operations Support Center, S.A. de C.V., S.A. de C.V.	Ownership	100.000	MetLife, Inc	NO	
.0241	MetLife						MetLife Asia Services Sdn. Bhd	.MYS	NIA	MetLife Global Holding Company II GmbH (Swiss)	Ownership	100.000	MetLife, Inc	NO	
.0241	MetLife		AA-1860015				MetLife Emeklilik ve Hayat A.S. (Turkey)	.TUR	IA	MetLife Global Holding Company II GmbH (Swiss)	Ownership	99.980	MetLife, Inc	NO	
.0241	MetLife			4250072			PJSC MetLife (Ukraine)	.UKR	IA	MetLife Global Holding Company II GmbH (Swiss)	Ownership	99.999	MetLife, Inc	NO	
.0241	MetLife			4250072			PJSC MetLife (Ukraine)	.UKR	IA	International Technical and Advisory Services Limited (DE)	Ownership	0.001	MetLife, Inc	NO	
.0241	MetLife			4250072			PJSC MetLife (Ukraine)	.UKR	IA	Borderland Investments Limited (DE)	Ownership	0.001	MetLife, Inc	NO	
.0241	MetLife						MetLife Innovation Centre Limited	.IRL	NIA	MetLife Global Holding Company II GmbH (Swiss)	Ownership	99.999	MetLife, Inc	NO	
.0241	MetLife						MetLife Asset Management Corp. (Japan)	.JPN	NIA	ALICO Operations, LLC (DE)	Ownership	100.000	MetLife, Inc	NO	
.0241	MetLife			4251293			MetLife Seguros S.A. (Uruguay)	.URY	IA	ALICO Operations, LLC (DE)	Ownership	100.000	MetLife, Inc	NO	
.0241	MetLife						MetLife Colombia Seguros de Vida S.A. (Columbia)	.COL	IA	MetLife Global Holding Company II GmbH (Swiss)	Ownership	90.000	MetLife, Inc	NO	
.0241	MetLife						MetLife Colombia Seguros de Vida S.A. (Columbia)	.COL	IA	MetLife Global Holding Company I GmbH (Swiss)	Ownership	10.000	MetLife, Inc	NO	
.0241	MetLife						MetLife Colombia Seguros de Vida S.A. (Columbia)	.COL	IA	International Technical and Advisory Services Limited (DE)	Ownership	0.000	MetLife, Inc	NO	
.0241	MetLife						MetLife Colombia Seguros de Vida S.A. (Columbia)	.COL	IA	Borderland Investments Limited (DE)	Ownership	0.000	MetLife, Inc	NO	
.0241	MetLife						MetLife Colombia Seguros de Vida S.A. (Columbia)	.COL	IA	Natloportem Holdings, LLC	Ownership	0.000	MetLife, Inc	NO	
.0241	MetLife			4254445			MetLife Latin America Asesorias e Inversiones Limitada (Chile)	.CHL	NIA	MetLife Investment Management Holdings (Ireland) Limited (Ireland)	Ownership	99.990	MetLife, Inc	NO	
.0241	MetLife			4254445			MetLife Latin America Asesorias e Inversiones Limitada (Chile)	.CHL	NIA	MetLife Global Holding Company II GmbH (Swiss)	Ownership	0.010	MetLife, Inc	NO	
.0241	MetLife						MetLife Investment Management Europe Limited (Ireland)	.IRL	NIA	MetLife Investment Management Holdings (Ireland) Limited (Ireland)	Ownership	100.000	MetLife, Inc	NO	
.0241	MetLife			4275534			MetLife Investments Asia Limited (Hong Kong)	.HKG	NIA	MetLife Investment Management Holdings (Ireland) Limited (Ireland)	Ownership	100.000	MetLife, Inc	NO	
.0241	MetLife			4254427			MetLife Investments Limited (UK)	.GBR	NIA	MetLife Investment Management Holdings (Ireland) Limited (Ireland)	Ownership	100.000	MetLife, Inc	NO	
.0241	MetLife						MetLife Investment Management Holdings (Ireland) Limited (Ireland)	.IRL	NIA	MetLife Global Holding Company II GmbH (Swiss)	Ownership	100.000	MetLife, Inc	NO	
.0241	MetLife		30-0615846				ALICO Operations, LLC (DE)	.DE	NIA	MetLife Global Holding Company II GmbH (Swiss)	Ownership	100.000	MetLife, Inc	NO	
.0241	MetLife						MetLife Asia Holding Company Pte. Ltd.	.SGP	NIA	MetLife Global Holding Company II GmbH (Swiss)	Ownership	100.000	MetLife, Inc	NO	
.0241	MetLife						MetLife UK Limited	.GBR	IA	MetLife Global Holding Company II GmbH (Swiss)	Ownership	100.000	MetLife, Inc	NO	
.0241	MetLife						Affirmative Investment Management Partners Ltd	.GBR	NIA	MetLife Investment Management Holdings (Ireland) Limited (Ireland)	Ownership	100.000	MetLife, Inc	NO	
.0241	MetLife						Affirmative Investment Management Australia Pty Ltd	.AUS	NIA	Affirmative Investment Management Partners Ltd	Ownership	100.000	MetLife, Inc	NO	
.0241	MetLife						Affirmative Investment Management Japan K.K.	.JPN	NIA	Affirmative Investment Management Partners Ltd	Ownership	100.000	MetLife, Inc	NO	
.0241	MetLife		81-3596341				Affirmative Investment Management US Ltd	.NH	NIA	Affirmative Investment Management Partners Ltd	Ownership	100.000	MetLife, Inc	NO	
.0241	MetLife						MetLife Innovation Centre Pte. Ltd	.SGP	NIA	MetLife Asia Holding Company Pte. Ltd.	Ownership	100.000	MetLife, Inc	NO	

12.5

STATEMENT AS OF MARCH 31, 2024 OF THE Metropolitan General Insurance Company

SCHEDULE Y

PART 1A - DETAIL OF INSURANCE HOLDING COMPANY SYSTEM

1	2	3	4	5	6	7	8	9	10	11	12	13	14	15	16
Group Code	Group Name	NAIC Company Code	ID Number	Federal RSSD	CIK	Name of Securities Exchange if Publicly Traded (U.S. or International)	Names of Parent, Subsidiaries Or Affiliates	Domiciliary Location	Relationship to Reporting Entity	Directly Controlled by (Name of Entity/Person)	Type of Control (Ownership, Board, Management, Attorney-in-Fact, Influence, Other)	If Control is Ownership Provide Percentage	Ultimate Controlling Entity(ies)/Person(s)	Is an SCA Filing Required? (Yes/No)	*
.0241	MetLife						MetLife Reinsurance Company of Bermuda Ltd.	.BMU	IA	MetLife Global Holding Company II GmbH (Swiss)	Ownership	100.000	MetLife, Inc	NO	
.0241	MetLife						MetLife Investment Management Limited (UK) Closed Joint-stock Company Master-D (Russia)	.GBR	NIA	MetLife Global Holding Company II GmbH (Swiss)	Ownership	100.000	MetLife, Inc	NO	
.0241	MetLife			4249469			MetLife Global Holding Company II GmbH (Swiss)	.RUS	NIA	MetLife Global Holding Company I GmbH (Swiss)	Ownership	100.000	MetLife, Inc	NO	
.0241	MetLife						MetLife Global Holding Company II GmbH (Swiss)	.CHE	NIA	MetLife Global Holding Company I GmbH (Swiss)	Ownership	100.000	MetLife, Inc	NO	
.0241	MetLife		13-3953333	3166372			Natiloportem Holdings, LLC	.DE	NIA	MetLife International Holdings, LLC	Ownership	100.000	MetLife, Inc	NO	
.0241	MetLife			3166402			Excelencia Operativa y Tecnologica, S.A. de C.V. (Mexico)	.MEX	NIA	Natiloportem Holdings, LLC	Ownership	99.900	MetLife, Inc	NO	
.0241	MetLife			3166402			Excelencia Operativa y Tecnologica, S.A. de C.V. (Mexico)	.MEX	NIA	MetLife Mexico Servicios, S.A. de C.V.	Ownership	0.100	MetLife, Inc	NO	
.0241	MetLife			3166318			Metropolitan Life Seguros e Previdencia Privada S.A. (Brazil)	.BRA	IA	MetLife International Holdings, LLC	Ownership	66.662	MetLife, Inc	NO	
.0241	MetLife			3166318			Metropolitan Life Seguros e Previdencia Privada S.A. (Brazil)	.BRA	IA	MetLife Worldwide Holdings, LLC	Ownership	33.337	MetLife, Inc	NO	
.0241	MetLife			3166318			Metropolitan Life Seguros e Previdencia Privada S.A. (Brazil)	.BRA	IA	Natiloportem Holdings, LLC	Ownership	0.001	MetLife, Inc	NO	
.0241	MetLife						MetLife International Limited, LLC (DE)	.DE	NIA	MetLife International Holdings, LLC	Ownership	100.000	MetLife, Inc	NO	
.0241	MetLife						AmMetLife Insurance Berhad	.MYS	IA	MetLife International Holdings, LLC	Ownership	50.000	MetLife, Inc	NO	
.0241	MetLife						MAXIS GBN S.A.S.	.FRA	NIA	MetLife International Holdings, LLC	Ownership	50.000	MetLife, Inc	NO	
.0241	MetLife						MAXIS Services, LLC	.DE	NIA	MAXIS GBN S.A.S.	Ownership	100.000	MetLife, Inc	NO	
.0241	MetLife						MAXIS Insurance Brokerage Services, Inc.	.DE	NIA	MAXIS Services, LLC	Ownership	100.000	MetLife, Inc	NO	
.0241	MetLife		AA-5480033				AmMetLife Takaful Berhad	.MYS	IA	MetLife International Holdings, LLC	Ownership	50.000	MetLife, Inc	NO	
.0241	MetLife						MetLife Asia Limited (Hong Kong)	.HKG	NIA	MetLife International Holdings, LLC	Ownership	100.000	MetLife, Inc	NO	
.0241	MetLife			4195913			MetLife Planos Odontologicos Ltda. (Brazil)	.BRA	IA	MetLife International Holdings, LLC	Ownership	99.999	MetLife, Inc	NO	
.0241	MetLife			4195913			MetLife Planos Odontologicos Ltda. (Brazil)	.BRA	IA	Natiloportem Holdings, LLC	Ownership	0.001	MetLife, Inc	NO	
.0241	MetLife			2327738			Compania Inversora MetLife S.A. (Argentina)	.ARG	NIA	MetLife International Holdings, LLC	Ownership	95.460	MetLife, Inc	NO	
.0241	MetLife			2327738			Compania Inversora MetLife S.A. (Argentina)	.ARG	NIA	Natiloportem Holdings, LLC	Ownership	4.540	MetLife, Inc	NO	
.0241	MetLife			4247296			MetLife Servicios S.A. (Argentina)	.ARG	NIA	Compania Inversora MetLife S.A.	Ownership	19.120	MetLife, Inc	NO	
.0241	MetLife			4247296			MetLife Servicios S.A. (Argentina)	.ARG	NIA	Natiloportem Holdings, LLC	Ownership	80.880	MetLife, Inc	NO	
.0241	MetLife		06-1597037	2985727			MetLife Worldwide Holdings, LLC	.DE	NIA	MetLife International Holdings, LLC	Ownership	100.000	MetLife, Inc	NO	
.0241	MetLife		AA-5344102	3166411			PNB MetLife India Insurance Company Limited	.IND	IA	MetLife International Holdings, LLC	Ownership	46.873	MetLife, Inc	NO	
.0241	MetLife			3373648			MetLife Administradora de Fondos Multipatrocinaados Ltda. (Brazil)	.BRA	NIA	MetLife International Holdings, LLC	Ownership	100.000	MetLife, Inc	NO	
.0241	MetLife			3373648			MetLife Administradora de Fondos Multipatrocinaados Ltda. (Brazil)	.BRA	NIA	Natiloportem Holdings, LLC	Ownership	0.000	MetLife, Inc	NO	
.0241	MetLife			4249311			MetLife Mas, S.A. de C.V. (Mexico)	.MEX	IA	MetLife International Holdings, LLC	Ownership	100.000	MetLife, Inc	NO	
.0241	MetLife			4249311			MetLife Mas, S.A. de C.V. (Mexico)	.MEX	IA	International Technical and Advisory Services Limited (DE)	Ownership	0.000	MetLife, Inc	NO	
.0241	MetLife			4189846			MetLife Global Holdings Corporation S.A. de C.V. (Ireland)	.IRL	NIA	MetLife International Holdings, LLC	Ownership	98.900	MetLife, Inc	NO	
.0241	MetLife			4189846			MetLife Global Holdings Corporation S.A. de C.V. (Ireland)	.IRL	NIA	MetLife International Limited, LLC	Ownership	1.100	MetLife, Inc	NO	
.0241	MetLife		13-3047691				Metropolitan Global Management, LLC (Ireland)	.IRL	NIA	MetLife Global Holdings Corporation S.A. de C.V.	Management	0.000	MetLife, Inc	NO	
.0241	MetLife		AA-2730030	3165740			MetLife Mexico Holding S. de R.L. de C.V.	.MEX	IA	Metropolitan Global Management, LLC	Ownership	100.000	MetLife, Inc	NO	
.0241	MetLife		AA-2730030	3165740			MetLife Mexico Holding S. de R.L. de C.V.	.MEX	IA	MetLife International Holdings, LLC	Ownership	0.000	MetLife, Inc	NO	
.0241	MetLife		AA-2730030	3165740			MetLife Mexico, S.A. de C.V.	.MEX	IA	MetLife Mexico Holdings, S. de R.L. de C.V.	Ownership	99.050	MetLife, Inc	NO	

STATEMENT AS OF MARCH 31, 2024 OF THE Metropolitan General Insurance Company

SCHEDULE Y

PART 1A - DETAIL OF INSURANCE HOLDING COMPANY SYSTEM

1	2	3	4	5	6	7	8	9	10	11	12	13	14	15	16
Group Code	Group Name	NAIC Company Code	ID Number	Federal RSSD	CIK	Name of Securities Exchange if Publicly Traded (U.S. or International)	Names of Parent, Subsidiaries Or Affiliates	Domiciliary Location	Relationship to Reporting Entity	Directly Controlled by (Name of Entity/Person)	Type of Control (Ownership, Board, Management, Attorney-in-Fact, Influence, Other)	If Control is Ownership Provide Percentage	Ultimate Controlling Entity(ies)/Person(s)	Is an SCA Filing Required? (Yes/No)	*
.0241	MetLife		AA-2730030	3165740			MetLife Mexico, S.A. de C.V. ML Capacitacion Comercial S.A. de C.V. (Mexico)MEX	IA	MetLife International Holdings, LLC	Ownership.....	0.950	MetLife, Inc	NO	
.0241	MetLife			4241061			ML Capacitacion Comercial S.A. de C.V. (Mexico)MEX	NIA	MetLife Mexico, S.A. de C.V.	Ownership.....	99.000	MetLife, Inc	NO	
.0241	MetLife			4241061			ML Capacitacion Comercial S.A. de C.V. (Mexico)MEX	NIA	MetLife Mexico Servicios, S.A. de C.V. MetLife Mexico Holdings, S. de R.L. de C.V.	Ownership.....	1.000	MetLife, Inc	NO	
.0241	MetLife			3165795			MetLife Pensiones Mexico S.A.MEX	IA	MetLife Pensiones Mexico S.A.	Ownership.....	97.513	MetLife, Inc	NO	
.0241	MetLife			3165795			MetLife Pensiones Mexico S.A.MEX	IA	MetLife International Holdings, LLC	Ownership.....	2.488	MetLife, Inc	NO	
.0241	MetLife			3267390			MetLife Mexico Servicios S.A. de C.V.MEX	NIA	MetLife Mexico Servicios S.A. de C.V.	Ownership.....	98.000	MetLife, Inc	NO	
.0241	MetLife			3267390			MetLife Mexico Servicios S.A. de C.V.MEX	NIA	MetLife International Holdings, LLC	Ownership.....	2.000	MetLife, Inc	NO	
.0241	MetLife		AA-5420018	3166288			MetLife Insurance Company of Korea, Ltd (Republic of Korea)KOR	IA	MetLife UK Management Company Limited	Ownership.....	100.000	MetLife, Inc	NO	
.0241	MetLife						MetLife Financial Services, Co., Ltd. (South Korea)KOR	NIA	MetLife Insurance Company of Korea, Limited	Ownership.....	100.000	MetLife, Inc	NO	
.0241	MetLife						MetLife UK Management Company LimitedGBR	NIA	MetLife Insurance Company of Korea, Limited	Ownership.....	100.000	MetLife, Inc	NO	
.0241	MetLife			4200880			MetLife Ireland Treasury d.a.c.IRL	NIA	MetLife Insurance Company of Korea, Limited	Ownership.....	100.000	MetLife, Inc	NO	
.0241	MetLife		AA-1930041	1173714			MetLife Insurance Limited (Australia)AUS	IA	MetLife Ireland Treasury d.a.c.	Ownership.....	91.165	MetLife, Inc	NO	
.0241	MetLife		AA-1930041	1173714			MetLife Insurance Limited (Australia)AUS	IA	MetLife Global Holdings Corporation S.A. de C.V.	Ownership.....	8.835	MetLife, Inc	NO	
.0241	MetLife			4239358			MetLife Investments Pty Limited (Australia)AUS	NIA	MetLife Global Holdings Corporation S.A. de C.V.	Ownership.....	100.000	MetLife, Inc	NO	
.0241	MetLife						MetLife Services Pty LimitedAUS	NIA	MetLife Insurance Limited (Australia)	Ownership.....	100.000	MetLife, Inc	NO	
.0241	MetLife			4239367			MetLife Insurance and Investment Trust (Australia)AUS	NIA	MetLife Insurance Limited (Australia)	Ownership.....	100.000	MetLife, Inc	NO	
.0241	MetLife			1173732			MetLife General Insurance Limited (Australia)AUS	IA	MetLife Investments PTY Limited	Ownership.....	100.000	MetLife, Inc	NO	
.0241	MetLife						MetLife EU Holding Company Limited (Ireland)IRL	NIA	MetLife Ireland Treasury d.a.c.	Ownership.....	100.000	MetLife, Inc	NO	
.0241	MetLife		AA-1780108				MetLife Europe d.a.c.IRL	IA	MetLife Global Holding Company II GmbH (Swiss)	Ownership.....	100.000	MetLife, Inc	NO	
.0241	MetLife						MetLife Services EOOD (Bulgaria)BGR	NIA	MetLife EU Holding Company Limited (Ireland)	Ownership.....	100.000	MetLife, Inc	NO	
.0241	MetLife						MetLife Pension Trustees Limited (UK)GBR	IA	MetLife EU Holding Company Limited (Ireland)	Ownership.....	100.000	MetLife, Inc	NO	
.0241	MetLife			4258407			MetLife Solutions S.A.S. (France)FRA	NIA	MetLife EU Holding Company Limited (Ireland)	Ownership.....	100.000	MetLife, Inc	NO	
.0241	MetLife			4255246			Metropolitan Life Societate de Administrare a unui Fond de Pensii Administrat Privat S.A. (Romania)ROU	IA	MetLife EU Holding Company Limited (Ireland)	Ownership.....	99.990	MetLife, Inc	NO	
.0241	MetLife			4255246			Metropolitan Life Societate de Administrare a unui Fond de Pensii Administrat Privat S.A. (Romania)ROU	IA	MetLife EU Holding Company Limited (Ireland)	Ownership.....	0.010	MetLife, Inc	NO	
.0241	MetLife						MetLife Services Cyprus Ltd.CYP	NIA	MetLife EU Holding Company Limited (Ireland)	Ownership.....	100.000	MetLife, Inc	NO	
.0241	MetLife			4258331			Agenvita S.r.l. (Italy)ITA	IA	MetLife EU Holding Company Limited (Ireland)	Ownership.....	100.000	MetLife, Inc	NO	
.0241	MetLife						MetLife Services, Sociedad Limitada (Spain)ESP	NIA	MetLife EU Holding Company Limited (Ireland)	Ownership.....	100.000	MetLife, Inc	NO	
.0241	MetLife						MetLife Europe Insurance d.a.c.IRL	IA	MetLife EU Holding Company Limited (Ireland)	Ownership.....	100.000	MetLife, Inc	NO	
.0241	MetLife			4189864			MetLife Europe Services Limited (Ireland)IRL	NIA	MetLife EU Holding Company Limited (Ireland)	Ownership.....	100.000	MetLife, Inc	NO	

STATEMENT AS OF MARCH 31, 2024 OF THE Metropolitan General Insurance Company

SCHEDULE Y

PART 1A - DETAIL OF INSURANCE HOLDING COMPANY SYSTEM

1	2	3	4	5	6	7	8	9	10	11	12	13	14	15	16
Group Code	Group Name	NAIC Company Code	ID Number	Federal RSSD	CIK	Name of Securities Exchange if Publicly Traded (U.S. or International)	Names of Parent, Subsidiaries Or Affiliates	Domiciliary Location	Relationship to Reporting Entity	Directly Controlled by (Name of Entity/Person)	Type of Control (Ownership, Board, Management, Attorney-in-Fact, Influence, Other)	If Control is Ownership Provide Percentage	Ultimate Controlling Entity(ies)/Person(s)	Is an SCA Filing Required? (Yes/No)	*
.0241	MetLife			3077272			MetLife Chile Inversiones Limitada	.CHL	NIA	MetLife, Inc.	Ownership	72.351	MetLife, Inc	NO	
.0241	MetLife			3077272			MetLife Chile Inversiones Limitada	.CHL	NIA	Inversiones MetLife Holdco Dos Limitada	Ownership	2.767	MetLife, Inc	NO	
.0241	MetLife			3077272			MetLife Chile Inversiones Limitada	.CHL	NIA	Natiloportem Holdings, LLC	Ownership	0.000	MetLife, Inc	NO	
.0241	MetLife			3077272			MetLife Chile Inversiones Limitada	.CHL	NIA	American Life Insurance Company	Ownership	24.882	MetLife, Inc	NO	
.0241	MetLife		AA-2280000	3179774			MetLife Chile Seguros de Vida S.A.	.CHL	IA	MetLife Chile Inversiones Limitada	Ownership	99.997	MetLife, Inc	NO	
.0241	MetLife		AA-2280000	3179774			MetLife Chile Seguros de Vida S.A.	.CHL	IA	International Technical and Advisory Services Limited (DE)	Ownership	0.003	MetLife, Inc	NO	
.0241	MetLife						Inversiones MetLife Holdco Tres Limitada (Chile)	.CHL	NIA	MetLife Chile Inversiones Limitada	Ownership	97.130	MetLife, Inc	NO	
.0241	MetLife						Inversiones MetLife Holdco Tres Limitada (Chile)	.CHL	NIA	Inversiones MetLife Holdco Dos Limitada	Ownership	2.870	MetLife, Inc	NO	
.0241	MetLife					Santiago Stock Exchange (SSE)	AFP Provida S.A. (Chile)	.CHL	NIA	MetLife Chile Inversiones Limitada	Ownership	10.922	MetLife, Inc	NO	
.0241	MetLife					Santiago Stock Exchange (SSE)	AFP Provida S.A. (Chile)	.CHL	NIA	Inversiones MetLife Holdco Tres Limitada	Ownership	42.382	MetLife, Inc	NO	
.0241	MetLife					Santiago Stock Exchange (SSE)	AFP Provida S.A. (Chile)	.CHL	NIA	Inversiones MetLife Holdco Dos Limitada	Ownership	42.382	MetLife, Inc	NO	
.0241	MetLife			4255282			MetLife Chile Administradora de Mutuos Hipotecarios S.A.	.CHL	NIA	MetLife Chile Seguros de Vida S.A.	Ownership	99.900	MetLife, Inc	NO	
.0241	MetLife			4255282			MetLife Chile Administradora de Mutuos Hipotecarios S.A.	.CHL	NIA	MetLife Chile Inversiones Limitada	Ownership	0.100	MetLife, Inc	NO	
.0241	MetLife						Provida Internacional S.A. (Chile)	.CHL	NIA	AFP Provida S.A.	Ownership	99.990	MetLife, Inc	NO	
.0241	MetLife						Provida Internacional S.A. (Chile)	.CHL	NIA	MetLife Chile Inversiones Limitada	Ownership	0.010	MetLife, Inc	NO	
.0241	MetLife						AFP Genesis Administradora de Fondos y Fidecomisos S.A. (Ecuador)	.ECU	NIA	Provida Internacional S.A.	Ownership	99.900	MetLife, Inc	NO	
.0241	MetLife						AFP Genesis Administradora de Fondos y Fidecomisos S.A. (Ecuador)	.ECU	NIA	MetLife Chile Inversiones Limitada	Ownership	0.100	MetLife, Inc	NO	
.0241	MetLife						MetLife Chile Seguros Generales S.A. (Chile)	.CHL	IA	MetLife Chile Inversiones Limitada	Ownership	99.990	MetLife, Inc	NO	
.0241	MetLife						MetLife Chile Seguros Generales S.A. (Chile)	.CHL	IA	Inversiones MetLife Holdco Dos Limitada	Ownership	0.010	MetLife, Inc	NO	
.0241	MetLife		82-2405817				MetLife Investment Management Holdings, LLC	.DE	NIA	MetLife, Inc.	Ownership	100.000	MetLife, Inc	NO	
.0241	MetLife		82-3238385				MetLife Real Estate Lending LLC	.DE	NIA	MetLife Investment Management Holdings, LLC	Ownership	100.000	MetLife, Inc	NO	
.0241	MetLife		82-2405817				ML Venture 1 Servicer, LLC	.DE	NIA	MetLife Investment Management Holdings, LLC	Ownership	100.000	MetLife, Inc	NO	
.0241	MetLife						ML Venture 1 Manager, S. de R.L. de C.V. (Mexico)	.MEX	NIA	MetLife Investment Management Holdings, LLC	Ownership	99.900	MetLife, Inc	NO	
.0241	MetLife						ML Venture 1 Manager, S. de R.L. de C.V. (Mexico)	.MEX	NIA	MetLife Investment Management Holdings (Ireland) Limited (Ireland)	Ownership	0.100	MetLife, Inc	NO	
.0241	MetLife						MetLife Investment Management, LLC	.DE	NIA	MetLife Investment Management Holdings, LLC	Ownership	100.000	MetLife, Inc	NO	
.0241	MetLife						Raven Capital Management, LLC	.DE	NIA	MetLife Investment Management Holdings, LLC	Ownership	100.000	MetLife, Inc	NO	
.0241	MetLife		38-3853223				MIM I LLC	.PA	NIA	MetLife Investment Management, LLC	Ownership	100.000	MetLife, Inc	NO	
.0241	MetLife						MLIA SBAF Manager, LLC (DE)	.DE	NIA	MetLife Investment Management, LLC	Ownership	100.000	MetLife, Inc	NO	
.0241	MetLife		82-2405817				MLIA SBAF Colony Manager, LLC (DE)	.DE	NIA	MetLife Investment Management, LLC	Ownership	100.000	MetLife, Inc	NO	
.0241	MetLife		87-1640780				MetLife MIPD II Special, LLC	.DE	NIA	MetLife Investment Management, LLC	Ownership	100.000	MetLife, Inc	NO	
.0241	MetLife						MLIA Manager I, LLC (DE)	.DE	NIA	MetLife Investment Management, LLC	Ownership	100.000	MetLife, Inc	NO	
.0241	MetLife						MIM Campus at SGV Manager, LLC	.DE	NIA	MetLife Investment Management, LLC	Ownership	100.000	MetLife, Inc	NO	
.0241	MetLife						MIM C1a1 General Partner 2.0, LLC	.DE	NIA	MetLife Investment Management, LLC	Ownership	100.000	MetLife, Inc	NO	

STATEMENT AS OF MARCH 31, 2024 OF THE Metropolitan General Insurance Company

SCHEDULE Y

PART 1A - DETAIL OF INSURANCE HOLDING COMPANY SYSTEM

1	2	3	4	5	6	7	8	9	10	11	12	13	14	15	16
Group Code	Group Name	NAIC Company Code	ID Number	Federal RSSD	CIK	Name of Securities Exchange if Publicly Traded (U.S. or International)	Names of Parent, Subsidiaries Or Affiliates	Domi-ciliary Location	Relation-ship to Reporting Entity	Directly Controlled by (Name of Entity/Person)	Type of Control (Ownership, Board, Management, Attorney-in-Fact, Influence, Other)	If Control is Ownership Provide Percentage	Ultimate Controlling Entity(ies)/Person(s)	Is an SCA Filing Re-quired? (Yes/No)	*
.0241	MetLife						1350 Eye Street Manager LLC	DE	NIA	MetLife Investment Management, LLC	Ownership	100.000	MetLife, Inc	NO	
.0241	MetLife						ML Bellevue Manager, LLC	DE	NIA	MetLife Investment Management, LLC	Ownership	100.000	MetLife, Inc	NO	
.0241	MetLife		13-4075851				ML-URS Port Chester SC Manager, LLC	DE	NIA	MetLife Investment Management, LLC	Ownership	100.000	MetLife, Inc	NO	
.0241	MetLife						Hampden Square Manager LLC	DE	NIA	MetLife Investment Management, LLC	Ownership	100.000	MetLife, Inc	NO	
.0241	MetLife						ML Terminal 106 Manager, LLC	DE	NIA	MetLife Investment Management, LLC	Ownership	100.000	MetLife, Inc	NO	
.0241	MetLife		82-2405817				MIM Steel House Manager, LLC	DE	NIA	MetLife Investment Management, LLC	Ownership	100.000	MetLife, Inc	NO	
.0241	MetLife						MetLife Core Property Fund GP, LLC	DE	NIA	MetLife Investment Management, LLC	Ownership	100.000	MetLife, Inc	NO	
.0241	MetLife						MetLife Strategic Hotel Debt Fund GP, LLC	DE	NIA	MetLife Investment Management, LLC	Ownership	100.000	MetLife, Inc	NO	
.0241	MetLife						MetLife Strategic Hotel Debt Fund LP	DE	NIA	MetLife Strategic Hotel Debt Fund GP, LLC	Management	0.000	MetLife, Inc	NO	
.0241	MetLife						MetLife Strategic Hotel Originator, LLC	DE	NIA	MetLife Strategic Hotel Debt Fund LP, LLC	Ownership	100.000	MetLife, Inc	NO	
.0241	MetLife						MSHDF Holdco I, LLC	DE	NIA	MetLife Strategic Hotel Originator, LLC	Ownership	100.000	MetLife, Inc	NO	
.0241	MetLife		87-1480804				MSHDF Holdco II, LLC	DE	NIA	MetLife Strategic Hotel Originator, LLC	Ownership	100.000	MetLife, Inc	NO	
.0241	MetLife		87-4795859				MetLife Investment Private Equity Partners Ultimate GP, L.L.C.	DE	NIA	MetLife Investment Management, LLC	Ownership	100.000	MetLife, Inc	NO	
.0241	MetLife						MetLife Investment Private Equity Partners GP, L.P.	DE	NIA	MetLife Investment Private Equity Partners Ultimate GP, L.L.C.	Management	0.000	MetLife, Inc	NO	
.0241	MetLife						MetLife Investment Private Equity Partners, L.P.	DE	NIA	MetLife Investment Private Equity Partners GP, L.P.	Management	0.000	MetLife, Inc	NO	
.0241	MetLife						MetLife Investment Private Equity Partners (Feeder), L.P.	CYM	NIA	MetLife Investment Private Equity Partners GP, L.P.	Management	0.000	MetLife, Inc	NO	
.0241	MetLife		86-3778918				MIM CM Syndicator LLC	DE	NIA	MetLife Investment Management, LLC	Ownership	100.000	MetLife, Inc	YES	
.0241	MetLife						MetLife Loan Asset Management, LLC	DE	NIA	MetLife Investment Management, LLC	Ownership	100.000	MetLife, Inc	NO	
.0241	MetLife		82-2405817				MLIA Park Tower Manager, LLC	DE	NIA	MetLife Investment Management, LLC	Ownership	100.000	MetLife, Inc	NO	
.0241	MetLife		46-4140926				MIM Property Management, LLC	DE	NIA	MetLife Investment Management, LLC	Ownership	100.000	MetLife, Inc	NO	
.0241	MetLife						MIM MetWest International Manager, LLC	DE	NIA	MetLife Investment Management, LLC	Ownership	100.000	MetLife, Inc	NO	
.0241	MetLife						MIM ML-AI Venture 5 Manager, LLC	DE	NIA	MetLife Investment Management, LLC	Ownership	100.000	MetLife, Inc	NO	
.0241	MetLife						MIM Clal General Partner, LLC	DE	NIA	MetLife Investment Management, LLC	Ownership	100.000	MetLife, Inc	NO	
.0241	MetLife						MetLife 425 MKT Manager, LLC	DE	NIA	MetLife Investment Management, LLC	Ownership	100.000	MetLife, Inc	NO	
.0241	MetLife						MIM Rincon Manager, LLC	DE	NIA	MetLife Investment Management, LLC	Ownership	100.000	MetLife, Inc	NO	
.0241	MetLife						MIM Property Management of Georgia 1, LLC	DE	NIA	MIM Property Management, LLC	Ownership	100.000	MetLife, Inc	NO	
.0241	MetLife						MetLife Enhanced Core Property Fund GP, LLC	DE	NIA	MetLife Investment Management, LLC	Ownership	100.000	MetLife, Inc	NO	
.0241	MetLife		86-3763031				MetLife Enhanced Core Property Fund, LP	DE	NIA	MetLife Enhanced Core Property Fund GP, LLC	Management	0.000	MetLife, Inc	NO	
.0241	MetLife		86-3775579				MetLife Enhanced Core Property REIT, LLC	DE	NIA	MetLife Enhanced Core Property Fund, LP	Ownership	99.900	MetLife, Inc	NO	
.0241	MetLife						MetLife Enhanced Core Property Holdings, LLC	DE	NIA	MetLife Enhanced Core Property REIT, LLC	Ownership	100.000	MetLife, Inc	NO	
.0241	MetLife						MEC Burlington Woods Biocenter, LLC	DE	NIA	MEC MA Property REIT, LLC	Ownership	100.000	MetLife, Inc	NO	
.0241	MetLife						MEC Fillmore Cherry Creek, LLC	DE	NIA	MetLife Enhanced Core Property Holdings, LLC	Ownership	100.000	MetLife, Inc	NO	
.0241	MetLife						MEC MA Property REIT, LLC	DE	NIA	MetLife Enhanced Core Property Holdings, LLC	Ownership	100.000	MetLife, Inc	NO	
.0241	MetLife						MEC Patriot Park 5, LLC	DE	NIA	MetLife Enhanced Core Property Holdings, LLC	Ownership	100.000	MetLife, Inc	NO	
.0241	MetLife						MEC Property Management, LLC	DE	NIA	MetLife Enhanced Core Property Holdings, LLC	Ownership	100.000	MetLife, Inc	NO	
.0241	MetLife						MEC 7001 Arlington, LLC	DE	NIA	MetLife Enhanced Core Property Holdings, LLC	Ownership	100.000	MetLife, Inc	NO	
.0241	MetLife						MEC Salt Lake City Hotel Owner, LLC	DE	NIA	MetLife Enhanced Core Property Holdings, LLC	Ownership	100.000	MetLife, Inc	NO	

STATEMENT AS OF MARCH 31, 2024 OF THE Metropolitan General Insurance Company

SCHEDULE Y
PART 1A - DETAIL OF INSURANCE HOLDING COMPANY SYSTEM

1	2	3	4	5	6	7	8	9	10	11	12	13	14	15	16
Group Code	Group Name	NAIC Company Code	ID Number	Federal RSSD	CIK	Name of Securities Exchange if Publicly Traded (U.S. or International)	Names of Parent, Subsidiaries Or Affiliates	Domi-ciliary Location	Relation-ship to Reporting Entity	Directly Controlled by (Name of Entity/Person)	Type of Control (Ownership, Board, Management, Attorney-in-Fact, Influence, Other)	If Control is Ownership Provide Percentage	Ultimate Controlling Entity(ies)/Person(s)	Is an SCA Filing Re-quired? (Yes/No)	*
.0241	MetLife						MEC 83 Happy Valley Member, LLC	DE	NIA	MetLife Enhanced Core Property Holdings, LLC	Ownership	100.000	MetLife, Inc	NO	
.0241	MetLife						MEC Chapel Hills East Member, LLC	DE	NIA	MetLife Enhanced Core Property Holdings, LLC	Ownership	100.000	MetLife, Inc	NO	
.0241	MetLife						MEC Rivard Road Member, LLC	DE	NIA	MetLife Enhanced Core Property Holdings, LLC	Ownership	100.000	MetLife, Inc	NO	
.0241	MetLife						MEC Heritage Creekside Owner, LLC	DE	NIA	MetLife Enhanced Core Property Holdings, LLC	Ownership	100.000	MetLife, Inc	NO	
.0241	MetLife						MEC Whiteland Logistics, LLC	DE	NIA	MetLife Enhanced Core Property Holdings, LLC	Ownership	100.000	MetLife, Inc	NO	
.0241	MetLife						MEC ESG TRS, LLC	DE	NIA	MetLife Enhanced Core TRS, LLC	Ownership	100.000	MetLife, Inc	NO	
.0241	MetLife						MEC Slover Avenue Member, LLC	DE	NIA	MetLife Enhanced Core Property Holdings, LLC	Ownership	100.000	MetLife, Inc	NO	
.0241	MetLife						MetLife Enhanced Core TRS, LLC	DE	NIA	MetLife Enhanced Core Property Holdings, LLC	Ownership	100.000	MetLife, Inc	NO	
.0241	MetLife						MEC The Overlook LLC	DE	NIA	MetLife Enhanced Core Property Holdings, LLC	Ownership	100.000	MetLife, Inc	NO	
.0241	MetLife						MEC Salt Lake City TRS Lessee, LLC	DE	NIA	MetLife Enhanced Core TRS, LLC	Ownership	100.000	MetLife, Inc	NO	
.0241	MetLife						MetLife Middle Market Private Debt Parallel GP, LLC (DE)	DE	NIA	MetLife Investment Management, LLC	Ownership	100.000	MetLife, Inc	NO	
.0241	MetLife						MetLife Middle Market Private Debt Parallel Fund, LP	CYM	NIA	MetLife Middle Market Private Debt Parallel GP, LLC (DE)	Management	0.000	MetLife, Inc	NO	
.0241	MetLife						Commonwealth ML Manager LLC	DE	NIA	MetLife Investment Management, LLC	Ownership	100.000	MetLife, Inc	NO	
.0241	MetLife						MetLife Japan US Equity Fund LP	DE	NIA	MetLife Japan US Equity Fund GP LLC	Management	0.000	MetLife, Inc	NO	
.0241	MetLife		84-5131590				MREF 425 MKT, LLC	DE	NIA	MetLife Japan US Equity Fund LP	Ownership	100.000	MetLife, Inc	NO	
.0241	MetLife		81-3382498				MetLife ConSquare Member, LLC	DE	NIA	MetLife Japan US Equity Fund LP	Ownership	100.000	MetLife, Inc	NO	
.0241	MetLife						MetLife Japan Water Tower GP LLC	DE	NIA	MetLife Investment Management, LLC	Ownership	100.000	MetLife, Inc	NO	
.0241	MetLife						MetLife Japan Water Tower Fund LP	DE	NIA	MetLife Japan Water Tower GP LLC	Management	0.000	MetLife, Inc	NO	
.0241	MetLife						Water Tower Manager LLC	DE	NIA	MetLife Investment Management, LLC	Ownership	100.000	MetLife, Inc	NO	
.0241	MetLife						MetLife Japan GV GP LLC	DE	NIA	MetLife Investment Management, LLC	Ownership	100.000	MetLife, Inc	NO	
.0241	MetLife		88-4155515				MetLife Japan GHV (Hotel) Fund LP	DE	NIA	MetLife Japan GV GP LLC	Management	0.000	MetLife, Inc	NO	
.0241	MetLife		92-0621385				MetLife Japan GMV (Mall) Fund LP	DE	NIA	MetLife Japan GV GP LLC	Management	0.000	MetLife, Inc	NO	
.0241	MetLife						GV Venture Manager LLC	DE	NIA	MetLife Investment Management, LLC	Ownership	100.000	MetLife, Inc	NO	
.0241	MetLife						MMIP Manager, LLC	DE	NIA	MetLife Investment Management, LLC	Ownership	100.000	MetLife, Inc	NO	
.0241	MetLife						MIM Rausch Creek Logistics Center Manager I, LLC	DE	NIA	MetLife Investment Management, LLC	Ownership	100.000	MetLife, Inc	NO	
.0241	MetLife						MIM Rausch Creek Logistics Center Manager II, LLC	DE	NIA	MetLife Investment Management, LLC	Ownership	100.000	MetLife, Inc	NO	
.0241	MetLife						MIM Cooperative Manager, LLC	DE	NIA	MetLife Investment Management, LLC	Ownership	100.000	MetLife, Inc	NO	
.0241	MetLife		26-0333595				MIM EMD GP, LLC	DE	NIA	MetLife Investment Management, LLC	Ownership	100.000	MetLife, Inc	NO	
.0241	MetLife						MetLife Emerging Market Debt Blend Fund (Insurance Rated), L.P.	DE	NIA	MIM EMD GP, LLC	Management	0.000	MetLife, Inc	NO	
.0241	MetLife		85-4233349				MIM OMD Manager, LLC	DE	NIA	MetLife Investment Management, LLC	Ownership	100.000	MetLife, Inc	NO	
.0241	MetLife		82-2405817				MetLife Middle Market Private Debt GP, LLC (DE)	DE	NIA	MetLife Investment Management, LLC	Ownership	100.000	MetLife, Inc	NO	
.0241	MetLife						MetLife Middle Market Private Debt Fund, LP (DE)	DE	NIA	MetLife Middle Market Private Debt GP, LLC (DE)	Management	0.000	MetLife, Inc	NO	
.0241	MetLife						MetLife Middle Market Private Debt GP II, LLC	DE	NIA	MetLife Investment Management, LLC	Ownership	100.000	MetLife, Inc	NO	
.0241	MetLife		87-1613098				MetLife Middle Market Private Debt Fund II, LP	DE	NIA	MetLife Middle Market Private Debt GP II, LLC	Management	0.000	MetLife, Inc	NO	
.0241	MetLife		87-1583660				MetLife Middle Market Private Debt Fund II, LP	DE	NIA	MetLife Middle Market Private Debt GP II, LLC	Management	0.000	MetLife, Inc	NO	

12.10

STATEMENT AS OF MARCH 31, 2024 OF THE Metropolitan General Insurance Company

SCHEDULE Y
PART 1A - DETAIL OF INSURANCE HOLDING COMPANY SYSTEM

1	2	3	4	5	6	7	8	9	10	11	12	13	14	15	16
Group Code	Group Name	NAIC Company Code	ID Number	Federal RSSD	CIK	Name of Securities Exchange if Publicly Traded (U.S. or International)	Names of Parent, Subsidiaries Or Affiliates	Domiciliary Location	Relationship to Reporting Entity	Directly Controlled by (Name of Entity/Person)	Type of Control (Ownership, Board, Management, Attorney-in-Fact, Influence, Other)	If Control is Ownership Provide Percentage	Ultimate Controlling Entity(ies)/Person(s)	Is an SCA Filing Required? (Yes/No)	*
.0241	MetLife						MIM Alder Avenue Industrial Manager, LLC MIM Valley Boulevard Industrial Manager, LLC	DE	NIA	MetLife Investment Management, LLC	Ownership	100.000	MetLife, Inc	NO	
.0241	MetLife						MIM Intersect Manager, LLC	DE	NIA	MetLife Investment Management, LLC	Ownership	100.000	MetLife, Inc	NO	
.0241	MetLife		87-1183667				MIM LS GP, LLC	DE	NIA	MetLife Investment Management, LLC	Ownership	100.000	MetLife, Inc	NO	
.0241	MetLife		87-1155640				MetLife Long Short Credit Fund, LP	DE	NIA	MIM LS GP, LLC	Management	0.000	MetLife, Inc	NO	
.0241	MetLife		87-1140307				MetLife Long Short Credit Master Fund, LP	DE	NIA	MIM LS GP, LLC	Management	0.000	MetLife, Inc	NO	
.0241	MetLife		98-1607864				MetLife Long Short Credit Parallel Fund, LP	CYM	NIA	MIM LS GP, LLC	Management	0.000	MetLife, Inc	NO	
.0241	MetLife						MetLife Japan US Equity Fund GP LLC MetLife Japan US Equity Owners (Blocker) LLC	DE	NIA	MetLife Investment Management, LLC	Ownership	100.000	MetLife, Inc	NO	
.0241	MetLife						MAG Manager LLC	DE	NIA	MetLife Japan US Equity Fund GP LLC	Ownership	100.000	MetLife, Inc	NO	
.0241	MetLife						CW Property Manager LLC	DE	NIA	MetLife Investment Management, LLC	Ownership	100.000	MetLife, Inc	NO	
.0241	MetLife						MetLife Single Family Rental Fund GP, LLC	DE	NIA	MetLife Investment Management, LLC	Ownership	100.000	MetLife, Inc	NO	
.0241	MetLife						MetLife Single Family Rental Fund, LP	DE	NIA	MetLife Single Family Rental Fund GP, LLC	Management	0.000	MetLife, Inc	NO	
.0241	MetLife						MetLife Single Family Rental Feeder A, LP	DE	NIA	MetLife Single Family Rental Fund GP, LLC	Ownership	100.000	MetLife, Inc	NO	
.0241	MetLife						MetLife Single Family Rental Feeder J, LLC	DE	NIA	MetLife Single Family Rental Fund GP, LLC	Ownership	100.000	MetLife, Inc	NO	
.0241	MetLife						MetLife Single Family Rental Holdings A, LP MetLife Investment Private Equity Partners II Ultimate GP, LLC	DE	NIA	MetLife Single Family Rental Fund GP, LLC	Management	0.000	MetLife, Inc	NO	
.0241	MetLife		82-2405817				MetLife Investment Private Equity Partners II Ultimate GP, LLC	DE	NIA	MetLife Investment Management, LLC	Ownership	100.000	MetLife, Inc	NO	
.0241	MetLife		99-1742313				MetLife Investment Private Equity Partners II GP, LP	DE	NIA	MetLife Investment Private Equity Partners II Ultimate GP, LLC	Ownership	100.000	MetLife, Inc	NO	
.0241	MetLife		99-1686717				MetLife Investment Private Equity Partners II, LP	DE	NIA	MetLife Investment Private Equity Partners II GP, LP	Ownership	100.000	MetLife, Inc	NO	
.0241	MetLife		99-1686717				MetLife Investment Private Equity Partners II Acquisition Co, LP	DE	NIA	MetLife Investment Private Equity Partners II GP, LP	Ownership	100.000	MetLife, Inc	NO	
.0241	MetLife						MSFR Sawdust Member, LLC	DE	NIA	MetLife Single Family Rental Fund, LP	Ownership	100.000	MetLife, Inc	NO	
.0241	MetLife		87-4784236				MSFR Acquisition, LLC	DE	NIA	MetLife Single Family Rental Fund, LP	Ownership	100.000	MetLife, Inc	NO	
.0241	MetLife		87-4784236				MSFR Meridian McCordsville Member, LLC	DE	NIA	MetLife Single Family Rental Fund, LP	Ownership	100.000	MetLife, Inc	NO	
.0241	MetLife		87-4784236				MSFR Jimmy Deloach Member, LLC	DE	NIA	MetLife Single Family Rental Fund, LP	Ownership	100.000	MetLife, Inc	NO	
.0241	MetLife		87-4784236				MSFR North Maple Member, LLC	DE	NIA	MetLife Single Family Rental Fund, LP	Ownership	100.000	MetLife, Inc	NO	
.0241	MetLife						Raven Capital Management GP LLC	DE	NIA	Raven Capital Management, LLC	Ownership	100.000	MetLife, Inc	NO	
.0241	MetLife						Raven Asset-Based Opportunity Fund III LP	DE	NIA	Raven Capital Management GP LLC	Management	0.000	MetLife, Inc	NO	
.0241	MetLife						Raven Asset-Based Opportunity Offshore Fund III LP	DE	NIA	Raven Capital Management GP LLC	Management	0.000	MetLife, Inc	NO	
.0241	MetLife						Raven Capital Management GP II LLC	DE	NIA	Raven Capital Management, LLC	Ownership	100.000	MetLife, Inc	NO	
.0241	MetLife						Raven Asset-Based Credit Fund I LP	CYM	NIA	Raven Capital Management GP II LLC	Management	0.000	MetLife, Inc	NO	
.0241	MetLife						RCM Music GP I LLC	DE	NIA	Raven Capital Management, LLC	Ownership	100.000	MetLife, Inc	NO	
.0241	MetLife						Raven Music Opportunity Fund LP	DE	NIA	RCM Music GP I LLC	Management	0.000	MetLife, Inc	NO	
.0241	MetLife						RCM CF II GP LLC	DE	NIA	Raven Capital Management, LLC	Ownership	100.000	MetLife, Inc	NO	
.0241	MetLife						Raven Asset-Based Credit (Onshore) Fund II LP	DE	NIA	RCM CF II GP LLC	Management	0.000	MetLife, Inc	NO	
.0241	MetLife						Raven Asset-Based Credit Fund II LP	CYM	NIA	RCM CF II GP LLC	Management	0.000	MetLife, Inc	NO	
.0241	MetLife						Raven Capital Management GP IV LLC	DE	NIA	Raven Capital Management, LLC	Ownership	100.000	MetLife, Inc	NO	
.0241	MetLife						Raven Asset-Based Opportunity Fund IV LP	DE	NIA	Raven Capital Management GP IV LLC	Management	0.000	MetLife, Inc	NO	
.0241	MetLife						Raven Asset-Based Opportunity Offshore Fund IV LP	CYM	NIA	Raven Capital Management GP IV LLC	Management	0.000	MetLife, Inc	NO	
.0241	MetLife						RPM Fund I GP LLC	NY	NIA	Raven Capital Management, LLC	Ownership	100.000	MetLife, Inc	NO	
.0241	MetLife						RPM Fund I LP	NY	NIA	RPM Fund I GP LLC	Management	0.000	MetLife, Inc	NO	
.0241	MetLife						RPM Fund II GP LLC	NY	NIA	Raven Capital Management, LLC	Ownership	100.000	MetLife, Inc	NO	

STATEMENT AS OF MARCH 31, 2024 OF THE Metropolitan General Insurance Company

SCHEDULE Y
PART 1A - DETAIL OF INSURANCE HOLDING COMPANY SYSTEM

1	2	3	4	5	6	7	8	9	10	11	12	13	14	15	16
Group Code	Group Name	NAIC Company Code	ID Number	Federal RSSD	CIK	Name of Securities Exchange if Publicly Traded (U.S. or International)	Names of Parent, Subsidiaries Or Affiliates	Domiciliary Location	Relationship to Reporting Entity	Directly Controlled by (Name of Entity/Person)	Type of Control (Ownership, Board, Management, Attorney-in-Fact, Influence, Other)	If Control is Ownership Provide Percentage	Ultimate Controlling Entity(ies)/Person(s)	Is an SCA Filing Required? (Yes/No)	*
.0241	MetLife						RPM Fund II LP	..NY.....	..NIA.....	RPM Fund II GP LLC	Management.....	0.000	MetLife, Inc	..NO.....	
.0241	MetLife						RPM Offshore Fund II LP	..CYM....	..NIA.....	RPM Fund II GP LLC	Management.....	0.000	MetLife, Inc	..NO.....	
.0241	MetLife						Raven Evergreen Credit Fund II LP	..DE.....	..NIA.....	RCM CF II GP LLC	Management.....	0.000	MetLife, Inc	..NO.....	
.0241	MetLife						Raven Senior Loan Fund, LLC	..DE.....	..NIA.....	Raven Capital Management, LLC	Ownership.....	100.000	MetLife, Inc	..NO.....	
.0241	MetLife		80-0946518				MetLife Core Property Fund, LP	..DE.....	..NIA.....	MetLife Core Property Fund GP, LLC	Management.....	0.000	MetLife, Inc	..NO.....	
.0241	MetLife		80-0947139				MetLife Core Property REIT, LLC	..DE.....	..NIA.....	MetLife Core Property Fund, LP	Ownership.....	100.000	MetLife, Inc	..NO.....	
.0241	MetLife		46-3934926				MetLife Core Property Holdings, LLC	..DE.....	..NIA.....	MetLife Core Property REIT, LLC	Ownership.....	100.000	MetLife, Inc	..NO.....	
.0241	MetLife		80-0947139				MCP Property Management LLC	..DE.....	..NIA.....	MetLife Core Property Holdings, LLC	Ownership.....	100.000	MetLife, Inc	..NO.....	
.0241	MetLife						MetLife Core Property TRS, LLC	..DE.....	..NIA.....	MetLife Core Property Holdings, LLC	Ownership.....	100.000	MetLife, Inc	..NO.....	
.0241	MetLife						MCP Common Desk TRS, LLC	..DE.....	..NIA.....	MetLife Core Property TRS, LLC (DE)	Ownership.....	100.000	MetLife, Inc	..NO.....	
.0241	MetLife						MCP ESG TRS, LLC	..DE.....	..NIA.....	MetLife Core Property TRS, LLC (DE)	Ownership.....	100.000	MetLife, Inc	..NO.....	
.0241	MetLife						MCP Rausch Creek Logistics Center Member I, LLC	..DE.....	..NIA.....	MetLife Core Property Holdings, LLC	Ownership.....	100.000	MetLife, Inc	..NO.....	
.0241	MetLife						MCP Rausch Creek Logistics Center Member II, LLC	..DE.....	..NIA.....	MetLife Core Property Holdings, LLC	Ownership.....	100.000	MetLife, Inc	..NO.....	
.0241	MetLife						Center Avenue Industrial Venture, LLC	..DE.....	..NIA.....	MCP Center Avenue Industrial Member, LLC	Management.....	0.000	MetLife, Inc	..NO.....	
.0241	MetLife						Center Avenue Industrial, LLC	..DE.....	..NIA.....	Center Avenue Industrial Venture, LLC	Management.....	0.000	MetLife, Inc	..NO.....	
.0241	MetLife		47-1946750				60 11th Street, LLC	..DE.....	..NIA.....	MetLife Core Property Holdings, LLC	Ownership.....	100.000	MetLife, Inc	..NO.....	
.0241	MetLife						MCP Hub I Property, LLC	..DE.....	..NIA.....	MCP Hub I, LLC	Ownership.....	100.000	MetLife, Inc	..NO.....	
.0241	MetLife						Des Moines Creek Business Park Phase II, LLC	..DE.....	..NIA.....	MetLife Core Property Holdings, LLC	Ownership.....	100.000	MetLife, Inc	..NO.....	
.0241	MetLife		80-0947139				MCP One Westside, LLC	..DE.....	..NIA.....	MetLife Core Property Holdings, LLC	Ownership.....	100.000	MetLife, Inc	..NO.....	
.0241	MetLife		46-4032606				MCP 100 Congress Member, LLC	..DE.....	..NIA.....	MetLife Core Property Holdings, LLC	Ownership.....	100.000	MetLife, Inc	..NO.....	
.0241	MetLife						MCP 1500 Michael, LLC	..DE.....	..NIA.....	MetLife Core Property Holdings, LLC	Ownership.....	100.000	MetLife, Inc	..NO.....	
.0241	MetLife		46-4012463				MCP 1900 McKinney, LLC	..DE.....	..NIA.....	MetLife Core Property Holdings, LLC	Ownership.....	100.000	MetLife, Inc	..NO.....	
.0241	MetLife						MCP 2 Ames One, LLC	..DE.....	..NIA.....	MCP 2 Ames, LLC	Management.....	0.000	MetLife, Inc	..NO.....	
.0241	MetLife						MCP 2 Ames Owner, LLC	..DE.....	..NIA.....	MCP 2 Ames, LLC	Management.....	0.000	MetLife, Inc	..NO.....	
.0241	MetLife		47-5525469				MCP 2 Ames Two, LLC	..DE.....	..NIA.....	MCP 2 Ames, LLC	Ownership.....	100.000	MetLife, Inc	..NO.....	
.0241	MetLife		82-2695637				MCP 2 Ames, LLC	..DE.....	..NIA.....	MetLife Core Property Holdings, LLC	Ownership.....	100.000	MetLife, Inc	..NO.....	
.0241	MetLife						MCP 38th West Highland, LLC	..DE.....	..NIA.....	MetLife Core Property Holdings, LLC	Ownership.....	100.000	MetLife, Inc	..NO.....	
.0241	MetLife						MCP 122 E. Sego Lilly, LLC	..DE.....	..NIA.....	MetLife Core Property Holdings, LLC	Ownership.....	100.000	MetLife, Inc	..NO.....	
.0241	MetLife						MCP 50-60 Binney, LLC	..DE.....	..NIA.....	MetLife Core Property Holdings, LLC	Ownership.....	100.000	MetLife, Inc	..NO.....	
.0241	MetLife						MCP 220 York, LLC	..DE.....	..NIA.....	MetLife Core Property Holdings, LLC	Ownership.....	100.000	MetLife, Inc	..NO.....	
.0241	MetLife						MCP 22745 & 22755 Relocation Drive, LLC	..DE.....	..NIA.....	MetLife Core Property Holdings, LLC	Ownership.....	100.000	MetLife, Inc	..NO.....	
.0241	MetLife						MCP 249 Industrial Business Park, LLC	..DE.....	..NIA.....	MetLife Core Property Holdings, LLC	Ownership.....	100.000	MetLife, Inc	..NO.....	
.0241	MetLife		47-1279384				MCP 3040 Post Oak, LLC	..DE.....	..NIA.....	MetLife Core Property Holdings, LLC	Ownership.....	100.000	MetLife, Inc	..NO.....	
.0241	MetLife		83-2471234				MCP 350 Rohlwing, LLC	..DE.....	..NIA.....	MetLife Core Property Holdings, LLC	Ownership.....	100.000	MetLife, Inc	..NO.....	
.0241	MetLife		46-4043244				MCP 550 West Washington, LLC	..DE.....	..NIA.....	MetLife Core Property Holdings, LLC	Ownership.....	100.000	MetLife, Inc	..NO.....	
.0241	MetLife		46-4009393				MCP 7 Riverway, LLC	..DE.....	..NIA.....	MetLife Core Property Holdings, LLC	Ownership.....	100.000	MetLife, Inc	..NO.....	
.0241	MetLife		47-3463114				MCP 9020 Murphy Road, LLC	..DE.....	..NIA.....	MetLife Core Property Holdings, LLC	Ownership.....	100.000	MetLife, Inc	..NO.....	
.0241	MetLife						MCP 93 Red River Member, LLC	..DE.....	..NIA.....	MetLife Core Property Holdings, LLC	Ownership.....	100.000	MetLife, Inc	..NO.....	
.0241	MetLife						MCP Alder Avenue Industrial Member, LLC	..DE.....	..NIA.....	MetLife Core Property Holdings, LLC	Ownership.....	100.000	MetLife, Inc	..NO.....	
.0241	MetLife						MCP Allen Creek Member, LLC	..DE.....	..NIA.....	MetLife Core Property Holdings, LLC	Ownership.....	100.000	MetLife, Inc	..NO.....	
.0241	MetLife		81-0993429				MCP Alley 24 East, LLC	..DE.....	..NIA.....	MetLife Core Property Holdings, LLC	Ownership.....	100.000	MetLife, Inc	..NO.....	
.0241	MetLife		46-3935124				MCP Ashton South End, LLC	..DE.....	..NIA.....	MetLife Core Property Holdings, LLC	Ownership.....	100.000	MetLife, Inc	..NO.....	
.0241	MetLife		80-0947139				MCP Block 23 Residential Owner, LLC	..DE.....	..NIA.....	MetLife Core Property Holdings, LLC	Ownership.....	100.000	MetLife, Inc	..NO.....	
.0241	MetLife						MCP Bradford, LLC	..DE.....	..NIA.....	MetLife Core Property Holdings, LLC	Ownership.....	100.000	MetLife, Inc	..NO.....	
.0241	MetLife						MCP Broadstone, LLC	..DE.....	..NIA.....	MetLife Core Property Holdings, LLC	Ownership.....	100.000	MetLife, Inc	..NO.....	
.0241	MetLife						MCP Buford Logistics Center Bldg B, LLC	..DE.....	..NIA.....	MetLife Core Property Holdings, LLC	Ownership.....	100.000	MetLife, Inc	..NO.....	

12.12

STATEMENT AS OF MARCH 31, 2024 OF THE Metropolitan General Insurance Company

SCHEDULE Y
PART 1A - DETAIL OF INSURANCE HOLDING COMPANY SYSTEM

1	2	3	4	5	6	7	8	9	10	11	12	13	14	15	16
Group Code	Group Name	NAIC Company Code	ID Number	Federal RSSD	CIK	Name of Securities Exchange if Publicly Traded (U.S. or International)	Names of Parent, Subsidiaries Or Affiliates	Domi-ciliary Location	Relation-ship to Reporting Entity	Directly Controlled by (Name of Entity/Person)	Type of Control (Ownership, Board, Management, Attorney-in-Fact, Influence, Other)	If Control is Ownership Provide Percentage	Ultimate Controlling Entity(ies)/Person(s)	Is an SCA Filing Re-quired? (Yes/No)	*
.0241	MetLife						MCP Burnside Member, LLC	DE	NIA	MetLife Core Property Holdings, LLC	Ownership	100.000	MetLife, Inc	NO	
.0241	MetLife						MCP Center Avenue Industrial Member, LLC	DE	NIA	MetLife Core Property Holdings, LLC	Ownership	100.000	MetLife, Inc	NO	
.0241	MetLife						MCP Clawiter Innovation Member, LLC	DE	NIA	MetLife Core Property Holdings, LLC	Ownership	100.000	MetLife, Inc	NO	
.0241	MetLife						MCP Denver Pavilions Member, LLC	DE	NIA	MetLife Core Property Holdings, LLC	Ownership	100.000	MetLife, Inc	NO	
.0241	MetLife		80-0947139				MCP Dillon, LLC	DE	NIA	MetLife Core Property Holdings, LLC	Ownership	100.000	MetLife, Inc	NO	
.0241	MetLife		80-0947139				MCP Dillon Residential, LLC, LLC	DE	NIA	MetLife Core Property Holdings, LLC	Ownership	100.000	MetLife, Inc	NO	
.0241	MetLife		46-4024112				MCP Env Chicago, LLC	DE	NIA	MetLife Core Property Holdings, LLC	Ownership	100.000	MetLife, Inc	NO	
.0241	MetLife						MCP Fife Enterprise Center, LLC	DE	NIA	MetLife Core Property Holdings, LLC	Ownership	100.000	MetLife, Inc	NO	
.0241	MetLife						MCP Financing, LLC	DE	NIA	MetLife Core Property Holdings, LLC	Ownership	100.000	MetLife, Inc	NO	
.0241	MetLife						MCP Frisco Office, LLC	DE	NIA	MetLife Core Property Holdings, LLC	Ownership	100.000	MetLife, Inc	NO	
.0241	MetLife						MCP Frisco Office Two, LLC	DE	NIA	MetLife Core Property Holdings, LLC	Ownership	100.000	MetLife, Inc	NO	
.0241	MetLife						MCP Gateway Commerce Center 5, LLC	DE	NIA	MetLife Core Property Holdings, LLC	Ownership	100.000	MetLife, Inc	NO	
.0241	MetLife						MCP Grapevine, LLC	DE	NIA	MetLife Core Property Holdings, LLC	Ownership	100.000	MetLife, Inc	NO	
.0241	MetLife						MCP HH Hotel LB, LLC	DE	NIA	MetLife Core Property Holdings, LLC	Ownership	100.000	MetLife, Inc	NO	
.0241	MetLife						MCP HH Hotel LB Trust	MD	NIA	MetLife Core Property TRS, LLC (DE)	Ownership	100.000	MetLife, Inc	NO	
.0241	MetLife						MCP HH Hotel TRS, LB, LLC	DE	NIA	MCP HH Hotel LB Trust	Management	0.000	MetLife, Inc	NO	
.0241	MetLife		80-0947139				MCP Highland Park Lender, LLC	DE	NIA	MetLife Core Property Holdings, LLC	Ownership	100.000	MetLife, Inc	NO	
.0241	MetLife						MCP Hub 1, LLC	DE	NIA	MetLife Core Property Holdings, LLC	Ownership	100.000	MetLife, Inc	NO	
.0241	MetLife						MCP Key West, LLC	DE	NIA	MetLife Core Property Holdings, LLC	Ownership	100.000	MetLife, Inc	NO	
.0241	MetLife		46-4009454				MCP Lodge At Lakecrest, LLC	DE	NIA	MetLife Core Property Holdings, LLC	Ownership	100.000	MetLife, Inc	NO	
.0241	MetLife						MCP Longhaven Estates Member, LLC	DE	NIA	MetLife Core Property Holdings, LLC	Ownership	100.000	MetLife, Inc	NO	
.0241	MetLife		83-1015971				MCP MA Property REIT, LLC	DE	NIA	MetLife Core Property Holdings, LLC	Ownership	100.000	MetLife, Inc	NO	
.0241	MetLife		47-2338963				MCP Magnolia Park Member, LLC	DE	NIA	MetLife Core Property Holdings, LLC	Ownership	100.000	MetLife, Inc	NO	
.0241	MetLife		46-4012567				MCP Main Street Village, LLC	DE	NIA	MetLife Core Property Holdings, LLC	Ownership	100.000	MetLife, Inc	NO	
							MCP Mountain Technology Center Member TRS, LLC	DE	NIA	MetLife Core Property Holdings, LLC	Ownership	100.000	MetLife, Inc	NO	
.0241	MetLife						MCP Northyards Holdco, LLC	DE	NIA	MetLife Core Property Holdings, LLC	Ownership	100.000	MetLife, Inc	NO	
.0241	MetLife		81-1655046				MCP Northyards Master Lessee, LLC	DE	NIA	MCP Northyards Holdco, LLC	Ownership	100.000	MetLife, Inc	NO	
.0241	MetLife		81-1500869				MCP Northyards Owner, LLC	DE	NIA	MCP Northyards Holdco, LLC	Ownership	100.000	MetLife, Inc	NO	
.0241	MetLife						MCP Optimist Park Member, LLC	DE	NIA	MetLife Core Property Holdings, LLC	Ownership	100.000	MetLife, Inc	NO	
.0241	MetLife						MCP Onyx, LLC	DE	NIA	MetLife Core Property Holdings, LLC	Ownership	100.000	MetLife, Inc	NO	
.0241	MetLife		46-4054412				MCP Paragon Point, LLC	DE	NIA	MetLife Core Property Holdings, LLC	Ownership	100.000	MetLife, Inc	NO	
.0241	MetLife		47-1567737				MCP Plaza at Legacy, LLC	DE	NIA	MetLife Core Property Holdings, LLC	Ownership	100.000	MetLife, Inc	NO	
.0241	MetLife						MCP Rancho Village MHC Member, LLC	DE	NIA	MetLife Core Property Holdings, LLC	Ownership	100.000	MetLife, Inc	NO	
.0241	MetLife						MCP Seattle Gateway Industrial 1, LLC	DE	NIA	MetLife Core Property Holdings, LLC	Ownership	100.000	MetLife, Inc	NO	
.0241	MetLife						MCP Seattle Gateway Industrial II, LLC	DE	NIA	MetLife Core Property Holdings, LLC	Ownership	100.000	MetLife, Inc	NO	
.0241	MetLife						MCP Seventh and Osborn Retail Member, LLC	DE	NIA	MetLife Core Property Holdings, LLC	Ownership	100.000	MetLife, Inc	NO	
.0241	MetLife						MCP Astor at Osborn, LLC	DE	NIA	MetLife Core Property Holdings, LLC	Ownership	100.000	MetLife, Inc	NO	
.0241	MetLife						MCP Shakopee, LLC	DE	NIA	MetLife Core Property Holdings, LLC	Ownership	100.000	MetLife, Inc	NO	
.0241	MetLife						MCP Sleepy Hollow Member, LLC	DE	NIA	MetLife Core Property Holdings, LLC	Ownership	100.000	MetLife, Inc	NO	
.0241	MetLife		46-4075562				MCP SoCal Industrial - Anaheim, LLC	DE	NIA	MetLife Core Property Holdings, LLC	Ownership	100.000	MetLife, Inc	NO	
.0241	MetLife		46-4388617				MCP SoCal Industrial Bernardo, LLC	DE	NIA	MetLife Core Property Holdings, LLC	Ownership	100.000	MetLife, Inc	NO	
.0241	MetLife		46-4100416				MCP SoCal Industrial Concourse, LLC	DE	NIA	MetLife Core Property Holdings, LLC	Ownership	100.000	MetLife, Inc	NO	
.0241	MetLife		46-4064679				MCP SoCal Industrial Fullerton, LLC	DE	NIA	MetLife Core Property Holdings, LLC	Ownership	100.000	MetLife, Inc	NO	
.0241	MetLife		46-4088528				MCP SoCal Industrial Kellwood, LLC	DE	NIA	MetLife Core Property Holdings, LLC	Ownership	100.000	MetLife, Inc	NO	
.0241	MetLife		46-4111195				MCP SoCal Industrial LAX, LLC	DE	NIA	MetLife Core Property Holdings, LLC	Ownership	100.000	MetLife, Inc	NO	
.0241	MetLife		46-4054257				MCP SoCal Industrial Loker, LLC	DE	NIA	MetLife Core Property Holdings, LLC	Ownership	100.000	MetLife, Inc	NO	
.0241	MetLife						MCP SoCal Industrial Redondo, LLC	DE	NIA	MetLife Core Property Holdings, LLC	Ownership	100.000	MetLife, Inc	NO	
.0241	MetLife		46-4100363				MCP SoCal Industrial Springdale, LLC	DE	NIA	MetLife Core Property Holdings, LLC	Ownership	100.000	MetLife, Inc	NO	

STATEMENT AS OF MARCH 31, 2024 OF THE Metropolitan General Insurance Company

SCHEDULE Y
PART 1A - DETAIL OF INSURANCE HOLDING COMPANY SYSTEM

1	2	3	4	5	6	7	8	9	10	11	12	13	14	15	16
Group Code	Group Name	NAIC Company Code	ID Number	Federal RSSD	CIK	Name of Securities Exchange if Publicly Traded (U.S. or International)	Names of Parent, Subsidiaries Or Affiliates	Domi-ciliary Location	Relation-ship to Reporting Entity	Directly Controlled by (Name of Entity/Person)	Type of Control (Ownership, Board, Management, Attorney-in-Fact, Influence, Other)	If Control is Ownership Provide Percentage	Ultimate Controlling Entity(ies)/Person(s)	Is an SCA Filing Re-quired? (Yes/No)	*
.0241	MetLife						MCP Stalene, LLC	DE	NIA	MetLife Core Property Holdings, LLC	Ownership	100.000	MetLife, Inc	NO	
.0241	MetLife		46-4023987				MCP The Palms at Doral, LLC	DE	NIA	MetLife Core Property Holdings, LLC	Ownership	100.000	MetLife, Inc	NO	
.0241	MetLife		47-4062730				MCP Trimble Campus, LLC	DE	NIA	MetLife Core Property Holdings, LLC	Ownership	100.000	MetLife, Inc	NO	
.0241	MetLife						MCP Union Row, LLC	DE	NIA	MetLife Core Property Holdings, LLC	Ownership	100.000	MetLife, Inc	NO	
.0241	MetLife						MCP Valley Boulevard Industrial Member, LLC	DE	NIA	MetLife Core Property Holdings, LLC	Ownership	100.000	MetLife, Inc	NO	
.0241	MetLife						MCP Valley Forge One, LLC	DE	NIA	MCP Valley Forge, LLC	Management	0.000	MetLife, Inc	NO	
.0241	MetLife						MCP Valley Forge Owner, LLC	DE	NIA	MCP Valley Forge, LLC	Management	0.000	MetLife, Inc	NO	
.0241	MetLife						MCP Valley Forge Two, LLC	DE	NIA	MCP Valley Forge, LLC	Ownership	100.000	MetLife, Inc	NO	
.0241	MetLife						MCP Valley Forge, LLC	DE	NIA	MetLife Core Property Holdings, LLC	Ownership	100.000	MetLife, Inc	NO	
.0241	MetLife						MCP Vance Jackson, LLC	DE	NIA	MetLife Core Property Holdings, LLC	Ownership	100.000	MetLife, Inc	NO	
.0241	MetLife						MCP Vineyard Avenue Member, LLC	DE	NIA	MetLife Core Property Holdings, LLC	Ownership	100.000	MetLife, Inc	NO	
.0241	MetLife		47-1967401				MCP VOA 1 & III, LLC	DE	NIA	MCP VOA Holdings, LLC	Ownership	100.000	MetLife, Inc	NO	
.0241	MetLife		47-1975006				MCP VOA Holdings, LLC	DE	NIA	MetLife Core Property Holdings, LLC	Ownership	100.000	MetLife, Inc	NO	
.0241	MetLife		47-1966785				MCP VOA II, LLC	DE	NIA	MCP VOA Holdings, LLC	Ownership	100.000	MetLife, Inc	NO	
.0241	MetLife		83-2524541				MCP Wellington, LLC	DE	NIA	MetLife Core Property Holdings, LLC	Ownership	100.000	MetLife, Inc	NO	
.0241	MetLife						MCP West Broad Marketplace, LLC	DE	NIA	MetLife Core Property Holdings, LLC	Ownership	100.000	MetLife, Inc	NO	
.0241	MetLife						MCP West Fork, LLC	DE	NIA	MetLife Core Property Holdings, LLC	Ownership	100.000	MetLife, Inc	NO	
.0241	MetLife						MCP - English Village, LLC	DE	NIA	MetLife Core Property Holdings, LLC	Ownership	100.000	MetLife, Inc	NO	
.0241	MetLife						MCPF Needham, LLC	DE	NIA	MCP MA Property REIT, LLC	Ownership	100.000	MetLife, Inc	NO	
.0241	MetLife						MCPF Acquisition, LLC	DE	NIA	MetLife Core Property Holdings, LLC	Ownership	100.000	MetLife, Inc	NO	
.0241	MetLife		83-1015971				MCPF Foxborough, LLC	DE	NIA	MCP MA Property REIT, LLC	Ownership	100.000	MetLife, Inc	NO	
.0241	MetLife						Mountain Technology Center A, LLC	DE	NIA	Mountain Technology Center Venture, LLC	Ownership	100.000	MetLife, Inc	NO	
.0241	MetLife						Mountain Technology Center B, LLC	DE	NIA	Mountain Technology Center Venture, LLC	Ownership	100.000	MetLife, Inc	NO	
.0241	MetLife						Mountain Technology Center C, LLC	DE	NIA	Mountain Technology Center Venture, LLC	Ownership	100.000	MetLife, Inc	NO	
.0241	MetLife						Mountain Technology Center D, LLC	DE	NIA	Mountain Technology Center Venture, LLC	Ownership	100.000	MetLife, Inc	NO	
.0241	MetLife						Mountain Technology Center E, LLC	DE	NIA	Mountain Technology Center Venture, LLC	Ownership	100.000	MetLife, Inc	NO	
.0241	MetLife						Vineyard Avenue Industrial Venture, LLC	DE	NIA	MCP Vineyard Avenue Member, LLC	Management	0.000	MetLife, Inc	NO	
.0241	MetLife						Vineyard Avenue Industrial, LLC	DE	NIA	Vineyard Avenue Industrial Venture, LLC	Management	0.000	MetLife, Inc	NO	
.0241	MetLife						MCP MCFA Additional PropCo 1, LLC	DE	NIA	MetLife Core Property Holdings, LLC	Ownership	100.000	MetLife, Inc	NO	
.0241	MetLife						MCP MCFA Additional PropCo 2, LLC	DE	NIA	MetLife Core Property Holdings, LLC	Ownership	100.000	MetLife, Inc	NO	
.0241	MetLife						MCP MCFA Additional PropCo 3, LLC	DE	NIA	MetLife Core Property Holdings, LLC	Ownership	100.000	MetLife, Inc	NO	
.0241	MetLife						MCP MCFA Additional PropCo 4, LLC	DE	NIA	MetLife Core Property Holdings, LLC	Ownership	100.000	MetLife, Inc	NO	
.0241	MetLife						MCP MCFA Additional PropCo 5, LLC	DE	NIA	MetLife Core Property Holdings, LLC	Ownership	100.000	MetLife, Inc	NO	
.0241	MetLife						MetLife Senior Direct Lending GP, LLC	DE	NIA	MetLife Investment Management, LLC	Ownership	100.000	MetLife, Inc	NO	
.0241	MetLife		93-3101624				MetLife Senior Direct Lending GP II, LLC	DE	NIA	MetLife Senior Direct Lending GP, LLC	Ownership	100.000	MetLife, Inc	NO	
.0241	MetLife		93-3089465				MetLife Senior Direct Lending Fund II, LP	DE	NIA	MetLife Senior Direct Lending GP, LLC	Management	0.000	MetLife, Inc	NO	
.0241	MetLife						MLJ US Feeder LLC	DE	NIA	MetLife Senior Direct Lending GP, LLC	Management	0.000	MetLife, Inc	NO	
.0241	MetLife						MetLife Senior Direct Lending Finco, LLC	DE	NIA	MetLife Senior Direct Lending GP, LLC	Ownership	100.000	MetLife, Inc	NO	
.0241	MetLife						MetLife Senior Direct Lending Holdings, LP	DE	NIA	MetLife Senior Direct Lending GP, LLC	Ownership	100.000	MetLife, Inc	NO	
.0241	MetLife		13-4075851				MetLife Commercial Mortgage Income Fund GP, LLC	DE	NIA	MetLife Investment Management, LLC	Ownership	100.000	MetLife, Inc	NO	
.0241	MetLife		47-2630137				MetLife Commercial Mortgage Income Fund, LP	DE	NIA	MetLife Commercial Mortgage Income Fund GP, LLC	Management	0.000	MetLife, Inc	NO	
.0241	MetLife		47-2688528				MetLife Commercial Mortgage REIT, LLC	DE	NIA	MetLife Commercial Mortgage Income Fund, LP	Ownership	100.000	MetLife, Inc	NO	
.0241	MetLife		47-2703778				MetLife Commercial Mortgage Originator, LLC	DE	NIA	MetLife Commercial Mortgage REIT, LLC	Ownership	100.000	MetLife, Inc	NO	
.0241	MetLife		47-5495603				MCMIF Holdco I, LLC	DE	NIA	MetLife Commercial Mortgage Originator, LLC	Ownership	100.000	MetLife, Inc	NO	

STATEMENT AS OF MARCH 31, 2024 OF THE Metropolitan General Insurance Company

SCHEDULE Y
PART 1A - DETAIL OF INSURANCE HOLDING COMPANY SYSTEM

1	2	3	4	5	6	7	8	9	10	11	12	13	14	15	16
Group Code	Group Name	NAIC Company Code	ID Number	Federal RSSD	CIK	Name of Securities Exchange if Publicly Traded (U.S. or International)	Names of Parent, Subsidiaries Or Affiliates	Domi-ciliary Loca-tion	Relation-ship to Reporting Entity	Directly Controlled by (Name of Entity/Person)	Type of Control (Ownership, Board, Management, Attorney-in-Fact, Influence, Other)	If Control is Ownership Provide Percen-tage	Ultimate Controlling Entity(ies)/Person(s)	Is an SCA Filing Re-quired? (Yes/No)	*
. 0241 ...	MetLife	MCMIF Holdco II, LLC DE..... NIA.....	MetLife Commercial Mortgage Originator, LLC	Ownership.....	100.000 ...	MetLife, Inc NO.....
. 0241 ...	MetLife	MCMIF Holdco III, LLC DE..... NIA.....	MetLife Commercial Mortgage Originator, LLC	Ownership.....	100.000 ...	MetLife, Inc NO.....
. 0241 ...	MetLife	47-2688528	MCMIF Holdco IV, LLC DE..... NIA.....	MetLife Commercial Mortgage REIT, LLC	Ownership.....	100.000 ...	MetLife, Inc NO.....
. 0241 ...	MetLife	MCMIF TRS II, LLC DE..... NIA.....	MetLife Commercial Mortgage REIT, LLC	Ownership.....	100.000 ...	MetLife, Inc NO.....
. 0241 ...	MetLife	MetLife Alternatives GP, LLC DE..... NIA.....	MetLife Investment Management, LLC	Ownership.....	100.000 ...	MetLife, Inc NO.....
. 0241 ...	MetLife	98-1150291	MetLife International HF Partners, LPCYM..... NIA.....	MetLife Alternatives GP, LLC	Management.....	0.000 ...	MetLife, Inc NO.....
. 0241 ...	MetLife	98-1226825	MetLife International PE Fund III, LPCYM..... NIA.....	MetLife Alternatives GP, LLC	Management.....	0.000 ...	MetLife, Inc NO.....
. 0241 ...	MetLife	98-1277596	MetLife International PE Fund IV, LPCYM..... NIA.....	MetLife Alternatives GP, LLC	Management.....	0.000 ...	MetLife, Inc NO.....
. 0241 ...	MetLife	98-1339546	MetLife International PE Fund V, LPCYM..... NIA.....	MetLife Alternatives GP, LLC	Management.....	0.000 ...	MetLife, Inc NO.....
. 0241 ...	MetLife	98-1396743	MetLife International PE Fund VI, LPCYM..... NIA.....	MetLife Alternatives GP, LLC	Management.....	0.000 ...	MetLife, Inc NO.....
. 0241 ...	MetLife	98-1515673	MetLife International PE Fund VII, LPCYM..... NIA.....	MetLife Alternatives GP, LLC	Management.....	0.000 ...	MetLife, Inc NO.....
. 0241 ...	MetLife	98-1708851	MetLife International PE Fund VIII, LPCYM..... NIA.....	MetLife Alternatives GP, LLC	Management.....	0.000 ...	MetLife, Inc NO.....

Asterisk	Explanation

STATEMENT AS OF MARCH 31, 2024 OF THE Metropolitan General Insurance Company

PART 1 - LOSS EXPERIENCE

Line of Business	Current Year to Date			4 Prior Year to Date Direct Loss Percentage
	1 Direct Premiums Earned	2 Direct Losses Incurred	3 Direct Loss Percentage	
1. Fire				
2.1 Allied Lines				
2.2 Multiple peril crop				
2.3 Federal flood				
2.4 Private crop				
2.5 Private flood				
3. Farmowners multiple peril				
4. Homeowners multiple peril	(122)	(30,147)	24,710.7	(822.1)
5.1 Commercial multiple peril (non-liability portion)				
5.2 Commercial multiple peril (liability portion)				
6. Mortgage guaranty				
8. Ocean marine				
9.1 Inland marine				
9.2 Pet insurance	42,559,892	41,915,497	98.5	95.1
10. Financial guaranty				
11.1 Medical professional liability - occurrence				
11.2 Medical professional liability - claims-made				
12. Earthquake				
13.1 Comprehensive (hospital and medical) individual				
13.2 Comprehensive (hospital and medical) group				
14. Credit accident and health				
15.1 Vision only				
15.2 Dental only				
15.3 Disability income				
15.4 Medicare supplement				
15.5 Medicaid Title XIX				
15.6 Medicare Title XVIII				
15.7 Long-term care				
15.8 Federal employees health benefits plan				
15.9 Other health				
16. Workers' compensation				
17.1 Other liability - occurrence				
17.2 Other liability - claims-made				
17.3 Excess workers' compensation				
18.1 Products liability - occurrence				
18.2 Products liability - claims-made				
19.1 Private passenger auto no-fault (personal injury protection)		(372,689)		
19.2 Other private passenger auto liability	(473)	(289,713)	61,250.1	34,811.0
19.3 Commercial auto no-fault (personal injury protection)				
19.4 Other commercial auto liability				
21.1 Private passenger auto physical damage	84	(21,264)	(25,314.3)	(13,180.4)
21.2 Commercial auto physical damage				
22. Aircraft (all perils)				
23. Fidelity				
24. Surety				
26. Burglary and theft				
27. Boiler and machinery				
28. Credit				
29. International				
30. Warranty				
31. Reinsurance - Nonproportional Assumed Property	XXX	XXX	XXX	XXX
32. Reinsurance - Nonproportional Assumed Liability	XXX	XXX	XXX	XXX
33. Reinsurance - Nonproportional Assumed Financial Lines	XXX	XXX	XXX	XXX
34. Aggregate write-ins for other lines of business	37,814,832	10,501,158	27.8	31.0
35. Totals	80,374,213	51,702,842	64.3	57.9
DETAILS OF WRITE-INS				
3401. Prepaid legal	37,814,832	10,501,158	27.8	31.0
3402.				
3403.				
3498. Summary of remaining write-ins for Line 34 from overflow page				
3499. Totals (Lines 3401 through 3403 plus 3498)(Line 34 above)	37,814,832	10,501,158	27.8	31.0

STATEMENT AS OF MARCH 31, 2024 OF THE Metropolitan General Insurance Company

PART 2 - DIRECT PREMIUMS WRITTEN

Line of Business		1 Current Quarter	2 Current Year to Date	3 Prior Year Year to Date
1.	Fire			
2.1	Allied Lines			
2.2	Multiple peril crop			
2.3	Federal flood			
2.4	Private crop			
2.5	Private flood			
3.	Farmowners multiple peril			
4.	Homeowners multiple peril	(122)	(122)	(417)
5.1	Commercial multiple peril (non-liability portion)			
5.2	Commercial multiple peril (liability portion)			
6.	Mortgage guaranty			
8.	Ocean marine			
9.1	Inland marine			
9.2	Pet insurance	64,078,996	64,078,996	34,566,093
10.	Financial guaranty			
11.1	Medical professional liability - occurrence			
11.2	Medical professional liability - claims-made			
12.	Earthquake			
13.1	Comprehensive (hospital and medical) individual			
13.2	Comprehensive (hospital and medical) group			
14.	Credit accident and health			
15.1	Vision only			
15.2	Dental only			
15.3	Disability income			
15.4	Medicare supplement			
15.5	Medicaid Title XIX			
15.6	Medicare Title XVIII			
15.7	Long-term care			
15.8	Federal employees health benefits plan			
15.9	Other health			
16.	Workers' compensation			
17.1	Other liability - occurrence			
17.2	Other liability - claims-made			
17.3	Excess workers' compensation			
18.1	Products liability - occurrence			
18.2	Products liability - claims-made			
19.1	Private passenger auto no-fault (personal injury protection)			
19.2	Other private passenger auto liability	(456)	(456)	(233)
19.3	Commercial auto no-fault (personal injury protection)			
19.4	Other commercial auto liability			
21.1	Private passenger auto physical damage			712
21.2	Commercial auto physical damage			
22.	Aircraft (all perils)			
23.	Fidelity			
24.	Surety			
26.	Burglary and theft			
27.	Boiler and machinery			
28.	Credit			
29.	International			
30.	Warranty			
31.	Reinsurance - Nonproportional Assumed Property	XXX	XXX	XXX
32.	Reinsurance - Nonproportional Assumed Liability	XXX	XXX	XXX
33.	Reinsurance - Nonproportional Assumed Financial Lines	XXX	XXX	XXX
34.	Aggregate write-ins for other lines of business	129,004,606	129,004,606	102,789,911
35.	Totals	193,083,024	193,083,024	137,356,066
DETAILS OF WRITE-INS				
3401.	Prepaid legal	129,004,606	129,004,606	102,789,911
3402.			
3403.			
3498.	Summary of remaining write-ins for Line 34 from overflow page			
3499.	Totals (Lines 3401 through 3403 plus 3498)(Line 34 above)	129,004,606	129,004,606	102,789,911

STATEMENT AS OF MARCH 31, 2024 OF THE Metropolitan General Insurance Company

PART 3 (\$000 OMITTED)

LOSS AND LOSS ADJUSTMENT EXPENSE RESERVES SCHEDULE

	1	2	3	4	5	6	7	8	9	10	11	12	13	
Years in Which Losses Occurred	Prior Year-End Known Case Loss and LAE Reserves	Prior Year-End IBNR Loss and LAE Reserves	Total Prior Year-End Loss and LAE Reserves (Cols. 1+2)	2024 Loss and LAE Payments on Claims Reported as of Prior Year-End	2024 Loss and LAE Payments on Claims Unreported as of Prior Year-End	Total 2024 Loss and LAE Payments (Cols. 4+5)	Q.S. Date Known Case Loss and LAE Reserves on Claims Reported and Open as of Prior Year End	Q.S. Date Known Case Loss and LAE Reserves on Claims Reported or Reopened Subsequent to Prior Year End	Q.S. Date IBNR Loss and LAE Reserves	Total Q.S. Loss and LAE Reserves (Cols.7+8+9)	Prior Year-End Known Case Loss and LAE Reserves Developed (Savings)/ Deficiency (Cols.4+7 minus Col. 1)	Prior Year-End IBNR Loss and LAE Reserves Developed (Savings)/ Deficiency (Cols. 5+8+9 minus Col. 2)	Prior Year-End Total Loss and LAE Reserve Developed (Savings)/ Deficiency (Cols. 11+12)	
1. 2021 + Prior					5	5						5	5	
2. 2022		7	7		14	14			3	3		10	10	
3. Subtotals 2022 + Prior		7	7		19	19			3	3		15	15	
4. 2023		21,096	21,096	7	14,000	14,007			7,821	7,821	7	725	732	
5. Subtotals 2023 + Prior		21,103	21,103	7	14,019	14,026			7,824	7,824	7	740	747	
6. 2024	XXX	XXX	XXX	XXX	39,410	39,410	XXX		15,620	15,620	XXX	XXX	XXX	
7. Totals		21,103	21,103	7	53,429	53,436			23,444	23,444	7	740	747	
8. Prior Year-End Surplus As Regards Policyholders	206,139											Col. 11, Line 7 As % of Col. 1 Line 7	Col. 12, Line 7 As % of Col. 2 Line 7	Col. 13, Line 7 As % of Col. 3 Line 7
												1.	2. 3.5	3. 3.5
														Col. 13, Line 7 As a % of Col. 1 Line 8
														4. 0.4

SUPPLEMENTAL EXHIBITS AND SCHEDULES INTERROGATORIES

The following supplemental reports are required to be filed as part of your statement filing. However, in the event that your company does not transact the type of business for which the special report must be filed, your response of NO to the specific interrogatory will be accepted in lieu of filing a "NONE" report and a bar code will be printed below. If the supplement is required of your company but is not being filed for whatever reason enter SEE EXPLANATION and provide an explanation following the interrogatory questions.


	Response
1. Will the Trusteed Surplus Statement be filed with the state of domicile and the NAIC with this statement?	NO
2. Will Supplement A to Schedule T (Medical Professional Liability Supplement) be filed with this statement?	NO
3. Will the Medicare Part D Coverage Supplement be filed with the state of domicile and the NAIC with this statement?	NO
4. Will the Director and Officer Insurance Coverage Supplement be filed with the state of domicile and the NAIC with this statement?	NO
AUGUST FILING	
5. Will the regulator-only (non-public) Communication of Internal Control Related Matters Noted in Audit be filed with the state of domicile and electronically with the NAIC (as a regulator-only non-public document) by August 1? The response for 1st and 3rd quarters should be N/A. A NO response resulting with a bar code is only appropriate in the 2nd quarter.	N/A

Explanations:

- 1.
- 2.
- 3.
- 4.

Bar Codes:

1. Trusteed Surplus Statement [Document Identifier 490]
2. Supplement A to Schedule T [Document Identifier 455]
3. Medicare Part D Coverage Supplement [Document Identifier 365]
4. Director and Officer Supplement [Document Identifier 505]



OVERFLOW PAGE FOR WRITE-INS

NONE

STATEMENT AS OF MARCH 31, 2024 OF THE Metropolitan General Insurance Company

SCHEDULE A - VERIFICATION

Real Estate

	1 Year to Date	2 Prior Year Ended December 31
1. Book/adjusted carrying value, December 31 of prior year		
2. Cost of acquired:		
2.1 Actual cost at time of acquisition		
2.2 Additional investment made after acquisition		
3. Current year change in encumbrances		
4. Total gain (loss) on disposals		
5. Deduct amounts received on disposals		
6. Total foreign exchange change in book/adjusted carrying value		
7. Deduct current year's other than temporary impairment recognized		
8. Deduct current year's depreciation		
9. Book/adjusted carrying value at the end of current period (Lines 1+2+3+4-5+6-7-8)		
10. Deduct total nonadmitted amounts		
11. Statement value at end of current period (Line 9 minus Line 10)		

NONE

SCHEDULE B - VERIFICATION

Mortgage Loans

	1 Year to Date	2 Prior Year Ended December 31
1. Book value/recorded investment excluding accrued interest, December 31 of prior year		
2. Cost of acquired:		
2.1 Actual cost at time of acquisition		
2.2 Additional investment made after acquisition		
3. Capitalized deferred interest and other		
4. Accrual of discount		
5. Unrealized valuation increase/(decrease)		
6. Total gain (loss) on disposals		
7. Deduct amounts received on disposals		
8. Deduct amortization of premium and mortgage interest points and commitment fees		
9. Total foreign exchange change in book value/recorded investment excluding accrued interest		
10. Deduct current year's other than temporary impairment recognized		
11. Book value/recorded investment excluding accrued interest at end of current period (Lines 1+2+3+4+5+6-7-8+9-10)		
12. Total valuation allowance		
13. Subtotal (Line 11 plus Line 12)		
14. Deduct total nonadmitted amounts		
15. Statement value at end of current period (Line 13 minus Line 14)		

NONE

SCHEDULE BA - VERIFICATION

Other Long-Term Invested Assets

	1 Year to Date	2 Prior Year Ended December 31
1. Book/adjusted carrying value, December 31 of prior year		
2. Cost of acquired:		
2.1 Actual cost at time of acquisition		
2.2 Additional investment made after acquisition		
3. Capitalized deferred interest and other		
4. Accrual of discount		
5. Unrealized valuation increase/(decrease)		
6. Total gain (loss) on disposals		
7. Deduct amounts received on disposals		
8. Deduct amortization of premium and depreciation		
9. Total foreign exchange change in book/adjusted carrying value		
10. Deduct current year's other than temporary impairment recognized		
11. Book/adjusted carrying value at end of current period (Lines 1+2+3+4+5+6-7-8+9-10)		
12. Deduct total nonadmitted amounts		
13. Statement value at end of current period (Line 11 minus Line 12)		

NONE

SCHEDULE D - VERIFICATION

Bonds and Stocks

	1 Year to Date	2 Prior Year Ended December 31
1. Book/adjusted carrying value of bonds and stocks, December 31 of prior year	42,349,354	38,301,735
2. Cost of bonds and stocks acquired	51,344,875	5,740,313
3. Accrual of discount	7,649	30,659
4. Unrealized valuation increase/(decrease)	13,378	29,425
5. Total gain (loss) on disposals		
6. Deduct consideration for bonds and stocks disposed of	355,741	1,587,708
7. Deduct amortization of premium	66,175	165,069
8. Total foreign exchange change in book/adjusted carrying value		
9. Deduct current year's other than temporary impairment recognized		
10. Total investment income recognized as a result of prepayment penalties and/or acceleration fees		
11. Book/adjusted carrying value at end of current period (Lines 1+2+3+4+5-6-7+8-9+10)	93,293,340	42,349,354
12. Deduct total nonadmitted amounts		
13. Statement value at end of current period (Line 11 minus Line 12)	93,293,340	42,349,354

STATEMENT AS OF MARCH 31, 2024 OF THE Metropolitan General Insurance Company

SCHEDULE D - PART 1B

Showing the Acquisitions, Dispositions and Non-Trading Activity
During the Current Quarter for all Bonds and Preferred Stock by NAIC Designation

NAIC Designation	1 Book/Adjusted Carrying Value Beginning of Current Quarter	2 Acquisitions During Current Quarter	3 Dispositions During Current Quarter	4 Non-Trading Activity During Current Quarter	5 Book/Adjusted Carrying Value End of First Quarter	6 Book/Adjusted Carrying Value End of Second Quarter	7 Book/Adjusted Carrying Value End of Third Quarter	8 Book/Adjusted Carrying Value December 31 Prior Year
BONDS								
1. NAIC 1 (a)	209,748,680	386,880,747	388,732,982	2,117,520	210,013,965			209,748,680
2. NAIC 2 (a)	5,672,557	5,087,500		(2,314)	10,757,743			5,672,557
3. NAIC 3 (a)	970,178			12,298	982,476			970,178
4. NAIC 4 (a)								
5. NAIC 5 (a)								
6. NAIC 6 (a)								
7. Total Bonds	216,391,415	391,968,247	388,732,982	2,127,504	221,754,184			216,391,415
PREFERRED STOCK								
8. NAIC 1								
9. NAIC 2								
10. NAIC 3								
11. NAIC 4								
12. NAIC 5								
13. NAIC 6								
14. Total Preferred Stock								
15. Total Bonds and Preferred Stock	216,391,415	391,968,247	388,732,982	2,127,504	221,754,184			216,391,415

(a) Book/Adjusted Carrying Value column for the end of the current reporting period includes the following amount of short-term and cash equivalent bonds by NAIC designation:

NAIC 1 \$ 128,460,846 ; NAIC 2 \$; NAIC 3 \$; NAIC 4 \$; NAIC 5 \$; NAIC 6 \$

S102

Schedule DA - Part 1 - Short-Term Investments

N O N E

Schedule DA - Verification - Short-Term Investments

N O N E

Schedule DB - Part A - Verification - Options, Caps, Floors, Collars, Swaps and Forwards

N O N E

Schedule DB - Part B - Verification - Futures Contracts

N O N E

Schedule DB - Part C - Section 1 - Replication (Synthetic Asset) Transactions (RSATs) Open

N O N E

Schedule DB-Part C-Section 2-Reconciliation of Replication (Synthetic Asset) Transactions Open

N O N E

Schedule DB - Verification - Book/Adjusted Carrying Value, Fair Value and Potential Exposure of
Derivatives

N O N E

STATEMENT AS OF MARCH 31, 2024 OF THE Metropolitan General Insurance Company

SCHEDULE E - PART 2 - VERIFICATION

(Cash Equivalents)

	1	2
	Year To Date	Prior Year Ended December 31
1. Book/adjusted carrying value, December 31 of prior year	174,042,061	11,977,749
2. Cost of cash equivalents acquired	340,623,372	591,053,766
3. Accrual of discount	2,172,653	1,333,976
4. Unrealized valuation increase/(decrease)		
5. Total gain (loss) on disposals	(295)	1,764
6. Deduct consideration received on disposals	388,376,946	430,325,194
7. Deduct amortization of premium		
8. Total foreign exchange change in book/adjusted carrying value		
9. Deduct current year's other than temporary impairment recognized		
10. Book/adjusted carrying value at end of current period (Lines 1+2+3+4+5-6-7+8-9)	128,460,845	174,042,061
11. Deduct total nonadmitted amounts		
12. Statement value at end of current period (Line 10 minus Line 11)	128,460,845	174,042,061

Schedule A - Part 2 - Real Estate Acquired and Additions Made

NONE

Schedule A - Part 3 - Real Estate Disposed

NONE

Schedule B - Part 2 - Mortgage Loans Acquired and Additions Made

NONE

Schedule B - Part 3 - Mortgage Loans Disposed, Transferred or Repaid

NONE

Schedule BA - Part 2 - Other Long-Term Invested Assets Acquired and Additions Made

NONE

Schedule BA - Part 3 - Other Long-Term Invested Assets Disposed, Transferred or Repaid

NONE

STATEMENT AS OF MARCH 31, 2024 OF THE Metropolitan General Insurance Company

SCHEDULE D - PART 3

Show All Long-Term Bonds and Stock Acquired During the Current Quarter

1 CUSIP Identification	2 Description	3 Foreign	4 Date Acquired	5 Name of Vendor	6 Number of Shares of Stock	7 Actual Cost	8 Par Value	9 Paid for Accrued Interest and Dividends	10 NAIC Designation, NAIC Designation Modifier and SVO Admini- strative Symbol
31368R-FT-9	FEDERAL NATIONAL MORTGAGE ASSO 6.5000 20		03/15/2024	BMOOM		12,217,019	12,269,519	14,826	1.A
31400T-3K-3	FEDERAL NATIONAL MORTGAGE ASSO 6.0000 20		02/06/2024	WELLS FARGO & CO		20,257,981	19,987,833	39,875	1.A
0909999999. Subtotal - Bonds - U.S. Special Revenues						32,475,001	32,257,352	54,701	XXX
61776B-AC-3	MORGAN STANLEY RESIDENTIAL MOR 6.0000 20		02/14/2024	MORGAN STANLEY & CO.		992,656	1,000,000	4,607	1.A FE
61776B-BC-2	MORGAN STANLEY RESIDENTIAL MOR 6.0000 20		02/14/2024	MORGAN STANLEY & CO.		996,934	1,000,000	4,662	1.B FE
67118R-AC-2	OBX TRUST OBX_24-HYB2 3.5211 2053-04-01		03/13/2024	BANK OF AMERICA N.A.		1,792,784	2,000,000	8,607	1.F FE
75102X-AC-0	RAIZEN FUELS FINANCE SA 6.9500 2054-03-0	D.	02/29/2024	SANTANDER INVESTMENT SECURITIE		5,087,500	5,000,000		2.B FE
88166V-AC-0	TESLA AUTO LEASE TRUST TESLA 2 6.0686 20		03/05/2024	MORGAN STANLEY & CO.		5,000,000	5,000,000		1.A FE
96043R-AC-1	WESTLAKE AUTOMOBILE RECEIVABLE 5.3186 20		03/05/2024	JP MORGAN SECURITIES LTD LDN		5,000,000	5,000,000		1.A FE
1109999999. Subtotal - Bonds - Industrial and Miscellaneous (Unaffiliated)						18,869,875	19,000,000	17,877	XXX
2509999997. Total - Bonds - Part 3						51,344,875	51,257,352	72,577	XXX
2509999998. Total - Bonds - Part 5						XXX	XXX	XXX	XXX
2509999999. Total - Bonds						51,344,875	51,257,352	72,577	XXX
4509999997. Total - Preferred Stocks - Part 3							XXX		XXX
4509999998. Total - Preferred Stocks - Part 5						XXX	XXX	XXX	XXX
4509999999. Total - Preferred Stocks							XXX		XXX
5989999997. Total - Common Stocks - Part 3							XXX		XXX
5989999998. Total - Common Stocks - Part 5						XXX	XXX	XXX	XXX
5989999999. Total - Common Stocks							XXX		XXX
5999999999. Total - Preferred and Common Stocks							XXX		XXX
6009999999 - Totals						51,344,875	XXX	72,577	XXX

STATEMENT AS OF MARCH 31, 2024 OF THE Metropolitan General Insurance Company

SCHEDULE D - PART 4

Show All Long-Term Bonds and Stock Sold, Redeemed or Otherwise Disposed of During the Current Quarter

1	2	3	4	5	6	7	8	9	10	Change In Book/Adjusted Carrying Value					16	17	18	19	20	21	22	
										11	12	13	14	15								
CUSIP Identification	Description	For- eign	Disposal Date	Name of Purchaser	Number of Shares of Stock	Consid- eration	Par Value	Actual Cost	Prior Year Book/ Adjusted Carrying Value	Unrealized Valuation Increase/ (Decrease)	Current Year's (Amor- tization)/ Accretion	Current Year's Other Than Temporary Impairment Recogn- ized	Total Change in Book/ Adjusted Carrying Value (11 + 12 - 13)	Total Foreign Exchange Change in Book /Adjusted Carrying Value	Book/ Adjusted Carrying Value at Disposal Date	Foreign Exchange Gain (Loss) on Disposal	Realized Gain (Loss) on Disposal	Total Gain (Loss) on Disposal	Bond Interest/ Stock Dividends Received During Year	Stated Con- tractual Maturity Date	NAIC Desig- nation, NAIC Desig- nation Modifier and SVO Admini- strative Symbol	
..36225B-QN-1	GINNIE MAE I 7.5000 2025-12-15		03/07/2024	Paydown		115	115	111	114		1		1		115				1	12/15/2025	1.A	
0109999999. Subtotal - Bonds - U.S. Governments						115	115	111	114		1		1		115				1	XXX	XXX	
..313380-ST-1	FEDERAL HOME LOAN MORTGAGE COR 2.5000 20		03/06/2024	Paydown		54,310	54,310	55,303	55,202		(892)		(892)		54,310				234	12/01/2051	1.A	
..3133KN-R9-6	FEDERAL HOME LOAN MORTGAGE COR 3.0000 20		03/06/2024	Paydown		65,125	65,125	67,130	66,896		(1,771)		(1,771)		65,125				327	02/01/2052	1.A	
..31400T-3K-3	FEDERAL NATIONAL MORTGAGE ASSO 6.0000 20		03/06/2024	Paydown		50,249	50,249	50,928			(679)		(679)		50,249				251	02/01/2054	1.A	
..3140XL-HV-3	FEDERAL NATIONAL MORTGAGE ASSO 6.5000 20		03/06/2024	Paydown		125,333	125,333	129,054	128,834		(3,501)		(3,501)		125,333				1,246	05/01/2053	1.A	
..31417G-XL-5	FEDERAL NATIONAL MORTGAGE ASSO 4.0000 20		03/06/2024	Paydown		9,675	9,675	10,087	9,983		(308)		(308)		9,675				73	06/01/2043	1.A	
0909999999. Subtotal - Bonds - U.S. Special Revenues						304,691	304,691	312,501	260,915		(7,152)		(7,152)		304,691				2,131	XXX	XXX	
..33768D-AA-2	FIRSTKEY HOMES TRUST FKH_22-SF 3.1000 20		03/18/2024	Paydown		12,747	12,747	12,679	12,747						12,747				71	03/01/2039	1.A FE	
..61776B-AC-3	MORGAN STANLEY RESIDENTIAL MOR 6.0000 20		03/28/2024	Paydown		12,774	12,774	12,680			94		94		12,774				64	12/01/2044	1.A FE	
..61776B-BC-2	MORGAN STANLEY RESIDENTIAL MOR 6.0000 20		03/29/2024	Paydown		899	899	897			3		3		899				5	12/01/2044	1.B FE	
..67647G-AA-0	BAYVIEW FINANCING SBC TRUST BV 4.8590 20		03/25/2024	Paydown		24,515	24,515	24,515	24,499		17		17		24,515				198	03/01/2055	1.A FE	
1109999999. Subtotal - Bonds - Industrial and Miscellaneous (Unaffiliated)						50,936	50,936	50,771	37,245		113		113		50,936				338	XXX	XXX	
2509999997. Total - Bonds - Part 4						355,741	355,741	363,383	298,274		(7,037)		(7,037)		355,741				2,470	XXX	XXX	
2509999998. Total - Bonds - Part 5						XXX	XXX	XXX	XXX	XXX	XXX	XXX	XXX	XXX	XXX	XXX	XXX	XXX	XXX	XXX	XXX	XXX
2509999999. Total - Bonds						355,741	355,741	363,383	298,274		(7,037)		(7,037)		355,741				2,470	XXX	XXX	
4509999997. Total - Preferred Stocks - Part 4							XXX													XXX	XXX	
4509999998. Total - Preferred Stocks - Part 5						XXX	XXX	XXX	XXX	XXX	XXX	XXX	XXX	XXX	XXX	XXX	XXX	XXX	XXX	XXX	XXX	XXX
4509999999. Total - Preferred Stocks							XXX													XXX	XXX	
5989999997. Total - Common Stocks - Part 4							XXX													XXX	XXX	
5989999998. Total - Common Stocks - Part 5						XXX	XXX	XXX	XXX	XXX	XXX	XXX	XXX	XXX	XXX	XXX	XXX	XXX	XXX	XXX	XXX	XXX
5989999999. Total - Common Stocks							XXX													XXX	XXX	
5999999999. Total - Preferred and Common Stocks							XXX													XXX	XXX	
6009999999 - Totals						355,741	XXX	363,383	298,274		(7,037)		(7,037)		355,741				2,470	XXX	XXX	

E05

STATEMENT AS OF MARCH 31, 2024 OF THE Metropolitan General Insurance Company

SCHEDULE DB - PART A - SECTION 1

Showing all Options, Caps, Floors, Collars, Swaps and Forwards Open as of Current Statement Date

1	2	3	4	5	6	7	8	9	10	11	12	13	14	15	16	17	18	19	20	21	22	23													
Description	Description of Item(s) Hedged, Used for Income Generation or Replicated	Schedule/ Exhibit Identifier	Type(s) of Risk(s) (a)	Exchange, Counterparty or Central Clearinghouse	Trade Date	Date of Maturity or Expiration	Number of Contracts	Notional Amount	Strike Price of Underlying Instrument (Paid/Received)	Cumulative Prior Year's Cost of Hedged Item (Paid/Received)	Current Year's Cost of Hedged Item (Paid/Received)	Current Year Income	Book/ Adjusted Carrying Value	Code	Fair Value	Unrealized Valuation Increase/ (Decrease)	Total Foreign Exchange Change in B./A.C.V.	Current Year's (Amortization)/ Accretion	Adjustment to Carrying Value of Hedged Item	Potential Exposure	Credit Quality of Reference Entity	Hedge Effectiveness at Inception and at Quarter-end (b)													
1759999999 - Totals															XXX																			XXX	XXX

(a)

Code	Description of Hedged Risk(s)

(b)

Code	Financial or Economic Impact of the Hedge at the End of the Reporting Period

NONE

STATEMENT AS OF MARCH 31, 2024 OF THE Metropolitan General Insurance Company

SCHEDULE DB - PART B - SECTION 1

Futures Contracts Open as of the Current Statement Date

1	2	3	4	5	6	7	8	9	10	11	12	13	14	Highly Effective Hedges			18	19	20	21	22																						
														15	16	17																											
Ticker Symbol	Number of Contracts	Notional Amount	Description	Description of Item(s) Hedged, Used for Income Generation or Replicated	Schedule/ Exhibit Identifier	Type(s) of Risk(s) (a)	Date of Maturity or Expiration	Exchange	Trade Date	Transaction Price	Reporting Date Price	Fair Value	Book/ Adjusted Carrying Value	Cumulative Variation Margin	Deferred Variation Margin	Change in Variation Margin Gain (Loss) Used to Adjust Basis of Hedged Item	Cumulative Variation Margin for All Other Hedges	Change in Variation Margin Gain (Loss) Recognized in Current Year	Potential Exposure	Hedge Effectiveness at Inception and at Quarter-end (b)	Value of One (1) Point																						
1579999999. Subtotal - Long Futures																																							XXX	XXX			
1649999999. Subtotal - Short Futures																																									XXX	XXX	
1679999999. Subtotal - SSAP No. 108 Adjustments																																									XXX	XXX	
1689999999. Subtotal - Hedging Effective Excluding Variable Annuity Guarantees Under SSAP No.108																																									XXX	XXX	
1699999999. Subtotal - Hedging Effective Variable Annuity Guarantees Under SSAP No.108																																										XXX	XXX
1709999999. Subtotal - Hedging Other																																										XXX	XXX
1719999999. Subtotal - Replication																																										XXX	XXX
1729999999. Subtotal - Income Generation																																										XXX	XXX
1739999999. Subtotal - Other																																										XXX	XXX
1749999999. Subtotal - Adjustments for SSAP No. 108 Derivatives																																										XXX	XXX
1759999999 - Totals																																										XXX	XXX

Broker Name	Beginning Cash Balance	Cumulative Cash Change	Ending Cash Balance
NONE			
Total Net Cash Deposits			

(a)

Code	Description of Hedged Risk(s)

(b)

Code	Financial or Economic Impact of the Hedge at the End of the Reporting Period

E07

Schedule DB - Part D - Section 1 - Counterparty Exposure for Derivative Instruments Open

N O N E

Schedule DB - Part D-Section 2 - Collateral for Derivative Instruments Open - Pledged By

N O N E

Schedule DB - Part D-Section 2 - Collateral for Derivative Instruments Open - Pledged To

N O N E

Schedule DB - Part E - Derivatives Hedging Variable Annuity Guarantees

N O N E

Schedule DL - Part 1 - Reinvested Collateral Assets Owned

N O N E

Schedule DL - Part 2 - Reinvested Collateral Assets Owned

N O N E

