



PROPERTY AND CASUALTY COMPANIES - ASSOCIATION EDITION

QUARTERLY STATEMENT

AS OF JUNE 30, 2024
OF THE CONDITION AND AFFAIRS OF THE

FARMERS PROPERTY AND CASUALTY INSURANCE COMPANY

NAIC Group Code 0069 0069 NAIC Company Code 26298 Employer's ID Number 13-2725441
(Current) (Prior)

Organized under the Laws of Rhode Island, State of Domicile or Port of Entry RI

Country of Domicile United States of America

Incorporated/Organized 08/31/1972 Commenced Business 12/08/1972

Statutory Home Office 700 Quaker Lane, Warwick, RI, US 02886-6681
(Street and Number) (City or Town, State, Country and Zip Code)

Main Administrative Office 6301 Owensmouth Ave
(Street and Number)
Woodland Hills, CA, US 91367-2216 818-965-0433
(City or Town, State, Country and Zip Code) (Area Code) (Telephone Number)

Mail Address 6301 Owensmouth Ave, Woodland Hills, CA, US 91367-2216
(Street and Number or P.O. Box) (City or Town, State, Country and Zip Code)

Primary Location of Books and Records 6301 Owensmouth Ave
(Street and Number)
Woodland Hills, CA, US 91367-2216 818-965-0433
(City or Town, State, Country and Zip Code) (Area Code) (Telephone Number)

Internet Website Address www.farmers.com

Statutory Statement Contact Maria Eugenia Aquilera, 818-965-0433
(Name) (Area Code) (Telephone Number)
mary.aquilera@bristolwest.com 818-965-1178
(E-mail Address) (FAX Number)

OFFICERS

President Shannon Marian Bowes Treasurer, Vice President Huai-An Wang
Secretary Jennifer Nicole Pryor Actuary, Vice President James Leslie Nutting

OTHER

Seung Yong Yoo, Vice President

DIRECTORS OR TRUSTEES

Gisselle Maria Acevedo Kenneth Wayne Bentley Shannon Marian Bowes
Guy Meade Hanson Ronald Gregory Myhan Denita Annette Willoughby #

State of Illinois
County of Lake SS:

State of California
County of Los Angeles SS:

State of California
County of Los Angeles SS:

The officers of this reporting entity being duly sworn, each depose and say that they are the described officers of said reporting entity, and that on the reporting period stated above, all of the herein described assets were the absolute property of the said reporting entity, free and clear from any liens or claims thereon, except as herein stated, and that this statement, together with related exhibits, schedules and explanations therein contained, annexed or referred to, is a full and true statement of all the assets and liabilities and of the condition and affairs of the said reporting entity as of the reporting period stated above, and of its income and deductions therefrom for the period ended, and have been completed in accordance with the NAIC Annual Statement Instructions and Accounting Practices and Procedures manual except to the extent that: (1) state law may differ; or, (2) that state rules or regulations require differences in reporting not related to accounting practices and procedures, according to the best of their information, knowledge and belief, respectively. Furthermore, the scope of this attestation by the described officers also includes the related corresponding electronic filing with the NAIC, when required, that is an exact copy (except for formatting differences due to electronic filing) of the enclosed statement. The electronic filing may be requested by various regulators in lieu of or in addition to the enclosed statement.

Shannon M. Bowes
Shannon Marian Bowes
President

Jennifer Nicole Pryor
Jennifer Nicole Pryor
Secretary

Huai-An Wang
Huai-An Wang
Vice President & Treasurer

A notary public or other officer completing this certificate verifies only the identity of the individual who signed the document, to which this certificate is attached, and not the truthfulness, accuracy, or validity of that document.

- a. Is this an original filing? _____ Yes [X] No []
- b. If no,
 1. State the amendment number
 2. Date filed
 3. Number of pages attached

Subscribed and sworn to before me on this 30th day of July 2024 by
Date Month Year

Shannon Marian Bowes
Name of Signor

Proved to me on the basis of satisfactory evidence to be the person who appeared before me.

[Signature]
Signature of Notary Public

Subscribed and sworn to before me on this 27th day of July 2024 by
Date Month Year

Jennifer Nicole Pryor
Name of Signor

Proved to me on the basis of satisfactory evidence to be the person who appeared before me.

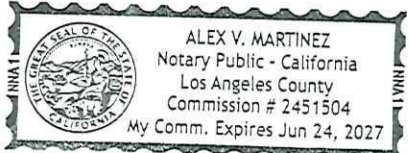

[Signature]
Signature of Notary Public

Subscribed and sworn to before me on this 29th day of July 2024 by
Date Month Year

Huai-An Wang
Name of Signor

Proved to me on the basis of satisfactory evidence to be the person who appeared before me.

[Signature]
Signature of Notary Public



STATEMENT AS OF JUNE 30, 2024 OF THE FARMERS PROPERTY AND CASUALTY INSURANCE COMPANY

ASSETS

	Current Statement Date			4 December 31 Prior Year Net Admitted Assets
	1 Assets	2 Nonadmitted Assets	3 Net Admitted Assets (Cols. 1 - 2)	
1. Bonds	2,361,146,274		2,361,146,274	2,215,775,998
2. Stocks:				
2.1 Preferred stocks	6,750,800		6,750,800	11,740,685
2.2 Common stocks	774,332,120		774,332,120	763,148,913
3. Mortgage loans on real estate:				
3.1 First liens	323,913,113		323,913,113	327,799,480
3.2 Other than first liens.....				
4. Real estate:				
4.1 Properties occupied by the company (less \$ encumbrances)				
4.2 Properties held for the production of income (less \$ encumbrances)				
4.3 Properties held for sale (less \$ encumbrances)				
5. Cash (\$ (100,568,950)), cash equivalents (\$ 11,933,589) and short-term investments (\$ 5,084,372)	(83,550,989)		(83,550,989)	99,774,860
6. Contract loans (including \$ premium notes)				
7. Derivatives				
8. Other invested assets	21,079,960		21,079,960	20,672,369
9. Receivables for securities	258,175		258,175	197,446
10. Securities lending reinvested collateral assets				
11. Aggregate write-ins for invested assets				
12. Subtotals, cash and invested assets (Lines 1 to 11)	3,403,929,454		3,403,929,454	3,439,109,750
13. Title plants less \$ charged off (for Title insurers only)				
14. Investment income due and accrued	22,845,003		22,845,003	20,744,935
15. Premiums and considerations:				
15.1 Uncollected premiums and agents' balances in the course of collection	108,601,931	27,311,599	81,290,332	78,378,559
15.2 Deferred premiums, agents' balances and installments booked but deferred and not yet due (including \$ earned but unbilled premiums)	1,271,294,227		1,271,294,227	1,289,484,596
15.3 Accrued retrospective premiums (\$) and contracts subject to redetermination (\$)				
16. Reinsurance:				
16.1 Amounts recoverable from reinsurers	232,139,816	2,432,929	229,706,887	212,396,997
16.2 Funds held by or deposited with reinsured companies	(357,369)		(357,369)	(251,581)
16.3 Other amounts receivable under reinsurance contracts				
17. Amounts receivable relating to uninsured plans				
18.1 Current federal and foreign income tax recoverable and interest thereon				
18.2 Net deferred tax asset	14,716,348	191,161	14,525,187	18,673,748
19. Guaranty funds receivable or on deposit	7,103,475		7,103,475	6,681,359
20. Electronic data processing equipment and software	18,526	18,526		
21. Furniture and equipment, including health care delivery assets (\$)				
22. Net adjustment in assets and liabilities due to foreign exchange rates				
23. Receivables from parent, subsidiaries and affiliates				814,784
24. Health care (\$) and other amounts receivable				
25. Aggregate write-ins for other than invested assets	44,223,844	1,292,539	42,931,305	29,720,248
26. Total assets excluding Separate Accounts, Segregated Accounts and Protected Cell Accounts (Lines 12 to 25)	5,104,515,255	31,246,754	5,073,268,501	5,095,753,396
27. From Separate Accounts, Segregated Accounts and Protected Cell Accounts				
28. Total (Lines 26 and 27)	5,104,515,255	31,246,754	5,073,268,501	5,095,753,396
DETAILS OF WRITE-INS				
1101.				
1102.				
1103.				
1198. Summary of remaining write-ins for Line 11 from overflow page				
1199. Totals (Lines 1101 through 1103 plus 1198)(Line 11 above)				
2501. Equities and deposits in pools and associations	30,059,457		30,059,457	28,769,901
2502. Miscellaneous accounts receivable	11,601,698		11,601,698	
2503. Business-owned life insurance-cash value	1,270,150		1,270,150	950,347
2598. Summary of remaining write-ins for Line 25 from overflow page	1,292,539	1,292,539		
2599. Totals (Lines 2501 through 2503 plus 2598)(Line 25 above)	44,223,844	1,292,539	42,931,305	29,720,248

STATEMENT AS OF JUNE 30, 2024 OF THE FARMERS PROPERTY AND CASUALTY INSURANCE COMPANY

LIABILITIES, SURPLUS AND OTHER FUNDS

	1 Current Statement Date	2 December 31, Prior Year
1. Losses (current accident year \$)	213,036,762	299,937,933
2. Reinsurance payable on paid losses and loss adjustment expenses	148,543,321	136,595,375
3. Loss adjustment expenses	53,557,771	62,661,918
4. Commissions payable, contingent commissions and other similar charges	36,657,510	38,282,375
5. Other expenses (excluding taxes, licenses and fees)	2,295,572	2,353,631
6. Taxes, licenses and fees (excluding federal and foreign income taxes)		15,290,333
7.1 Current federal and foreign income taxes (including \$ on realized capital gains (losses))	228	163
7.2 Net deferred tax liability		
8. Borrowed money \$ and interest thereon \$		
9. Unearned premiums (after deducting unearned premiums for ceded reinsurance of \$ 1,786,845,354 and including warranty reserves of \$ and accrued accident and health experience rating refunds including \$ for medical loss ratio rebate per the Public Health Service Act)		
10. Advance premium	37,467,945	31,258,828
11. Dividends declared and unpaid:		
11.1 Stockholders		
11.2 Policyholders		
12. Ceded reinsurance premiums payable (net of ceding commissions)	2,010,123,879	2,091,694,928
13. Funds held by company under reinsurance treaties		
14. Amounts withheld or retained by company for account of others		
15. Remittances and items not allocated		6,187,007
16. Provision for reinsurance (including \$ certified)		
17. Net adjustments in assets and liabilities due to foreign exchange rates		
18. Drafts outstanding		
19. Payable to parent, subsidiaries and affiliates	110,624,954	
20. Derivatives		
21. Payable for securities	4,744,025	3,815,470
22. Payable for securities lending		
23. Liability for amounts held under uninsured plans		
24. Capital notes \$ and interest thereon \$		
25. Aggregate write-ins for liabilities	20,209,051	23,194,046
26. Total liabilities excluding protected cell liabilities (Lines 1 through 25)	2,637,261,017	2,711,272,006
27. Protected cell liabilities		
28. Total liabilities (Lines 26 and 27)	2,637,261,017	2,711,272,006
29. Aggregate write-ins for special surplus funds		
30. Common capital stock	4,200,000	4,200,000
31. Preferred capital stock		
32. Aggregate write-ins for other than special surplus funds		
33. Surplus notes		
34. Gross paid in and contributed surplus	1,099,902,428	1,099,902,428
35. Unassigned funds (surplus)	1,331,905,056	1,280,378,962
36. Less treasury stock, at cost:		
36.1 shares common (value included in Line 30 \$)		
36.2 shares preferred (value included in Line 31 \$)		
37. Surplus as regards policyholders (Lines 29 to 35, less 36)	2,436,007,484	2,384,481,390
38. Totals (Page 2, Line 28, Col. 3)	5,073,268,501	5,095,753,396
DETAILS OF WRITE-INS		
2501. Uncashed drafts and checks pending escheatment	17,317,083	12,176,700
2502. Miscellaneous	1,947,928	2,037,351
2503. Deferred agent/DM compensation liability	931,081	892,069
2598. Summary of remaining write-ins for Line 25 from overflow page	12,958	8,087,925
2599. Totals (Lines 2501 through 2503 plus 2598)(Line 25 above)	20,209,051	23,194,046
2901.		
2902.		
2903.		
2998. Summary of remaining write-ins for Line 29 from overflow page		
2999. Totals (Lines 2901 through 2903 plus 2998)(Line 29 above)		
3201.		
3202.		
3203.		
3298. Summary of remaining write-ins for Line 32 from overflow page		
3299. Totals (Lines 3201 through 3203 plus 3298)(Line 32 above)		

STATEMENT OF INCOME

	1 Current Year to Date	2 Prior Year to Date	3 Prior Year Ended December 31
UNDERWRITING INCOME			
1. Premiums earned:			
1.1 Direct (written \$741,104,190)	749,829,924	749,816,050	1,508,867,072
1.2 Assumed (written \$ 1,178,786,548)	1,255,378,401	1,303,937,108	2,632,499,148
1.3 Ceded (written \$ 1,919,890,738)	2,005,208,325	2,053,753,158	4,141,366,220
1.4 Net (written \$)			
DEDUCTIONS:			
2. Losses incurred (current accident year \$):			
2.1 Direct	433,457,652	558,252,616	1,091,713,021
2.2 Assumed	822,086,048	1,078,650,484	2,029,962,588
2.3 Ceded	1,256,566,150	1,620,130,106	3,098,588,353
2.4 Net	(1,022,451)	16,772,994	23,087,257
3. Loss adjustment expenses incurred	295,382	(13,025,494)	(13,699,834)
4. Other underwriting expenses incurred			
5. Aggregate write-ins for underwriting deductions			
6. Total underwriting deductions (Lines 2 through 5)	(727,069)	3,747,500	9,387,422
7. Net income of protected cells			
8. Net underwriting gain (loss) (Line 1 minus Line 6 + Line 7)	727,069	(3,747,500)	(9,387,422)
INVESTMENT INCOME			
9. Net investment income earned	53,486,083	57,666,245	105,249,653
10. Net realized capital gains (losses) less capital gains tax of \$ (1,809,498)	(3,138,183)	(12,998,815)	92,417,304
11. Net investment gain (loss) (Lines 9 + 10)	50,347,901	44,667,429	197,666,956
OTHER INCOME			
12. Net gain or (loss) from agents' or premium balances charged off (amount recovered \$ amount charged off \$)			
13. Finance and service charges not included in premiums			
14. Aggregate write-ins for miscellaneous income	628,849	818,288	(5,115,396)
15. Total other income (Lines 12 through 14)	628,849	818,288	(5,115,396)
16. Net income before dividends to policyholders, after capital gains tax and before all other federal and foreign income taxes (Lines 8 + 11 + 15)	51,703,819	41,738,218	183,164,137
17. Dividends to policyholders			
18. Net income, after dividends to policyholders, after capital gains tax and before all other federal and foreign income taxes (Line 16 minus Line 17)	51,703,819	41,738,218	183,164,137
19. Federal and foreign income taxes incurred	7,722,441	6,296,882	1,366,123
20. Net income (Line 18 minus Line 19)(to Line 22)	43,981,378	35,441,335	181,798,015
CAPITAL AND SURPLUS ACCOUNT			
21. Surplus as regards policyholders, December 31 prior year	2,384,481,390	2,175,721,447	2,175,721,447
22. Net income (from Line 20)	43,981,378	35,441,335	181,798,015
23. Net transfers (to) from Protected Cell accounts			
24. Change in net unrealized capital gains (losses) less capital gains tax of \$ (279,430)	10,891,686	38,662,012	45,822,611
25. Change in net unrealized foreign exchange capital gain (loss)			
26. Change in net deferred income tax	(4,236,830)	(2,840,263)	(8,679,791)
27. Change in nonadmitted assets	889,860	(14,833,890)	(10,180,892)
28. Change in provision for reinsurance			
29. Change in surplus notes			
30. Surplus (contributed to) withdrawn from protected cells			
31. Cumulative effect of changes in accounting principles			
32. Capital changes:			
32.1 Paid in			
32.2 Transferred from surplus (Stock Dividend)			
32.3 Transferred to surplus			
33. Surplus adjustments:			
33.1 Paid in			
33.2 Transferred to capital (Stock Dividend)			
33.3 Transferred from capital			
34. Net remittances from or (to) Home Office			
35. Dividends to stockholders			
36. Change in treasury stock			
37. Aggregate write-ins for gains and losses in surplus			
38. Change in surplus as regards policyholders (Lines 22 through 37)	51,526,094	56,429,195	208,759,943
39. Surplus as regards policyholders, as of statement date (Lines 21 plus 38)	2,436,007,484	2,232,150,642	2,384,481,390
DETAILS OF WRITE-INS			
0501.			
0502.			
0503.			
0598. Summary of remaining write-ins for Line 5 from overflow page			
0599. Totals (Lines 0501 through 0503 plus 0598)(Line 5 above)			
1401. Miscellaneous income / (expense)	635,574	822,929	(5,105,805)
1402. Premiums for business-owned life insurance	(6,725)	(4,641)	(9,592)
1403.			
1498. Summary of remaining write-ins for Line 14 from overflow page			
1499. Totals (Lines 1401 through 1403 plus 1498)(Line 14 above)	628,849	818,288	(5,115,396)
3701.			
3702.			
3703.			
3798. Summary of remaining write-ins for Line 37 from overflow page			
3799. Totals (Lines 3701 through 3703 plus 3798)(Line 37 above)			

STATEMENT AS OF JUNE 30, 2024 OF THE FARMERS PROPERTY AND CASUALTY INSURANCE COMPANY

CASH FLOW

	1 Current Year To Date	2 Prior Year To Date	3 Prior Year Ended December 31
Cash from Operations			
1. Premiums collected net of reinsurance	19,698,297	(7,482,934)	43,283,891
2. Net investment income	53,331,079	65,627,883	116,983,124
3. Miscellaneous income	734,637	937,719	(4,916,385)
4. Total (Lines 1 to 3)	73,764,013	59,082,668	155,350,629
5. Benefit and loss related payments	91,240,664	182,380,510	274,143,939
6. Net transfers to Separate Accounts, Segregated Accounts and Protected Cell Accounts			
7. Commissions, expenses paid and aggregate write-ins for deductions	34,874,931	39,740,041	36,623,636
8. Dividends paid to policyholders			
9. Federal and foreign income taxes paid (recovered) net of \$ (1,809,498) tax on capital gains (losses)	5,912,878	1,956,395	24,367,872
10. Total (Lines 5 through 9)	132,028,472	224,076,946	335,135,447
11. Net cash from operations (Line 4 minus Line 10)	(58,264,459)	(164,994,278)	(179,784,818)
Cash from Investments			
12. Proceeds from investments sold, matured or repaid:			
12.1 Bonds	273,370,149	315,819,323	561,904,454
12.2 Stocks	5,046,367	3,860,233	139,850,226
12.3 Mortgage loans	8,871,857	16,729,249	22,904,288
12.4 Real estate			
12.5 Other invested assets			
12.6 Net gains or (losses) on cash, cash equivalents and short-term investments	(243)		
12.7 Miscellaneous proceeds	867,823		3,180,081
12.8 Total investment proceeds (Lines 12.1 to 12.7)	288,155,953	336,408,805	727,839,049
13. Cost of investments acquired (long-term only):			
13.1 Bonds	425,264,252	84,906,543	209,310,998
13.2 Stocks		96,900	96,900
13.3 Mortgage loans	6,487,694		5,999,995
13.4 Real estate			
13.5 Other invested assets			
13.6 Miscellaneous applications		784,713	
13.7 Total investments acquired (Lines 13.1 to 13.6)	431,751,946	85,788,156	215,407,893
14. Net increase (or decrease) in contract loans and premium notes			
15. Net cash from investments (Line 12.8 minus Line 13.7 and Line 14)	(143,595,993)	250,620,649	512,431,156
Cash from Financing and Miscellaneous Sources			
16. Cash provided (applied):			
16.1 Surplus notes, capital notes			
16.2 Capital and paid in surplus, less treasury stock			
16.3 Borrowed funds			
16.4 Net deposits on deposit-type contracts and other insurance liabilities			
16.5 Dividends to stockholders			
16.6 Other cash provided (applied)	18,534,603	(206,000,332)	(217,123,054)
17. Net cash from financing and miscellaneous sources (Line 16.1 through Line 16.4 minus Line 16.5 plus Line 16.6)	18,534,603	(206,000,332)	(217,123,054)
RECONCILIATION OF CASH, CASH EQUIVALENTS AND SHORT-TERM INVESTMENTS			
18. Net change in cash, cash equivalents and short-term investments (Line 11, plus Lines 15 and 17)	(183,325,848)	(120,373,961)	115,523,284
19. Cash, cash equivalents and short-term investments:			
19.1 Beginning of year	99,774,860	(15,748,424)	(15,748,424)
19.2 End of period (Line 18 plus Line 19.1)	(83,550,989)	(136,122,385)	99,774,860

Note: Supplemental disclosures of cash flow information for non-cash transactions:

20.0001. Unearned premium transfer		(1,904,258,841)	
------------------------------------------	--	-----------------	--

NOTES TO FINANCIAL STATEMENTS

1. SUMMARY OF SIGNIFICANT ACCOUNTING POLICIES AND GOING CONCERN

A. Accounting Practices

The financial statements of Farmers Property And Casualty Insurance Company (“the Company”) are presented on the basis of accounting practices prescribed or permitted by the Insurance Department of the State of Rhode Island (“DOI”).

The Company recognizes only statutory accounting practices prescribed or permitted by the State of Rhode Island (the “State”) for determining and reporting the financial condition and results of operations of an insurance company, and for determining its solvency under the Rhode Island Insurance Law. The National Association of Insurance Commissioners (“NAIC”) Accounting Practices and Procedures Manual (the “Codification”), version effective January 1, 2001 and subsequently amended (“NAIC SAP”) has been adopted as a component of prescribed or permitted practices by the State. The Commissioner of Insurance has the right to permit other specific practices that deviate from prescribed practices. The Company did not utilize any permitted practices during the years presented.

A reconciliation of the Company’s net income and surplus between NAIC SAP and practices prescribed by the State of Rhode Island for year-to-date June 30, 2024 and the year ended December 31, 2023 is shown below:

	SSAP #	E/S Page	E/S Line #	2024	2023
NET INCOME					
(1) Rhode Island basis (Page 4, Line 20, Columns 1 & 3)	XXX	XXX	XXX	\$ 43,981,378	\$ 181,798,015
(2) State Prescribed Practices that are an increase/(decrease) from NAIC SAP:				-	-
(3) State Permitted Practices that are an increase/(decrease) from NAIC SAP:				-	-
(4) NAIC SAP (1-2-3=4)	XXX	XXX	XXX	\$ 43,981,378	\$ 181,798,015
SURPLUS					
(5) Rhode Island basis (Page 3, Line 37, Columns 1 & 2)	XXX	XXX	XXX	\$ 2,436,007,484	\$ 2,384,481,390
(6) State Prescribed Practices that are an increase/(decrease) from NAIC SAP:				-	-
(7) State Permitted Practices that are an increase/(decrease) from NAIC SAP:				-	-
(8) NAIC SAP (5-6-7=8)	XXX	XXX	XXX	\$ 2,436,007,484	\$ 2,384,481,390

B. Use of Estimates in the Preparation of the Financial Statements

No significant changes to disclose since the most recently filed annual statement.

C. Accounting Policy

(1) No significant changes to disclose since the most recently filed annual statement.

(2) Bonds not backed by other loans are generally carried at amortized cost or the lower of amortized cost or fair value depending on their NAIC designation. Bond premium or discount is amortized using the interest method.

(3) No significant changes to disclose since the most recently filed annual statement.

(4) No significant changes to disclose since the most recently filed annual statement.

(5) Mortgage loans on real estate are principally stated at amortized cost, net of valuation allowances.

(6) Mortgage-backed bonds and structured securities are stated at either amortized cost or the lower of amortized cost or market value. Premiums and discounts on mortgage-backed securities and structured securities are amortized using the retrospective method, except for interest-only mortgage-backed securities, which are amortized using the prospective method.

Loan-backed securities with evidence of deterioration of credit quality for which it is probable that the company will be unable to collect all contractually required payments receivable, are written down to the present value of expected cash flows to be received.

(7) No significant changes to disclose since the most recently filed annual statement.

(8) The Company has investments in joint ventures and partnerships and carries these investments based on the underlying audited GAAP equity of the investee with unrealized gains and losses reported in the capital and surplus.

(9) No significant changes to disclose since the most recently filed annual statement.

(10) No significant changes to disclose since the most recently filed annual statement.

(11) No significant changes to disclose since the most recently filed annual statement.

NOTES TO FINANCIAL STATEMENTS

(12) No significant changes to disclose since the most recently filed annual statement.

(13) No significant changes to disclose since the most recently filed annual statement.

D. Going Concern

Management has evaluated the reporting entity's ability to continue as a going concern and is satisfied that it has adequate resources to enable it to continue in business for the foreseeable future.

2. ACCOUNTING CHANGES AND CORRECTION OF ERRORS

No significant changes to disclose since the most recently filed annual statement.

3. BUSINESS COMBINATIONS AND GOODWILL

A. Statutory Purchase Method

Not applicable.

B. Statutory Merger

Not applicable.

C. Impairment Loss

Not applicable.

D. Subcomponents and Calculation of Adjusted Surplus and Total Admitted Goodwill

No significant changes to disclose since the most recently filed annual statement.

4. DISCONTINUED OPERATIONS

Not applicable.

5. INVESTMENTS

A. Mortgage Loans, Including Mezzanine Real Estate Loans

- (1) The minimum and maximum lending rates for mortgage loans acquired during 2024 were 7.10% and 7.10% respectively, for agriculture loans.
- (2) The maximum percentage of any one loan to the value of security at the origination date of a new loan is 65%.
- (3) There were no taxes, assessments, or amounts advanced and not included in the mortgage loan investment.
- (4) The Company's age analysis of mortgage loans and identification of mortgage loans in which the insurer is a participant or co-lender in a mortgage loan agreement, aggregated by type, was as follows:

NOTES TO FINANCIAL STATEMENTS

	Farm	Residential		Commercial		Mezzanine	Total
		Insured	All Other	Insured	All Other		
a. June 30, 2024							
1. Recorded Investment							
(a) Current	\$ 147,355,921			\$ 178,088,752			\$ 325,444,673
(b) 30-59 Days Past Due				-			-
(c) 60-89 Days Past Due				-			-
(d) 90-179 Days Past Due				-			-
(e) 180+ Days Past Due				-			-
2. Accruing Interest 90-179 Days Past Due							
(a) Recorded Investment				-			-
(b) Interest Accrued				-			-
3. Accruing Interest 180+ Days Past Due							
(a) Recorded Investment				-			-
(b) Interest Accrued				-			-
4. Interest Reduced							
(a) Recorded Investment	6,168,885			-			6,168,885
(b) Number of Loans	5			-			5
(c) Percent Reduced	1.4%			-			1.4%
5. Participant or Co-lender in a Mortgage Loan Agreement							
(a) Recorded Investment	147,355,921			178,088,752			\$ 325,444,673
b. December 31, 2023							
1. Recorded Investment							
(a) Current	\$ 145,507,442			\$ 182,292,038			\$ 327,799,480
(b) 30-59 Days Past Due				-			-
(c) 60-89 Days Past Due				-			-
(d) 90-179 Days Past Due				-			-
(e) 180+ Days Past Due				-			-
2. Accruing Interest 90-179 Days Past Due							
(a) Recorded Investment				-			-
(b) Interest Accrued				-			-
3. Accruing Interest 180+ Days Past Due							
(a) Recorded Investment				-			-
(b) Interest Accrued				-			-
4. Interest Reduced							
(a) Recorded Investment	6,215,059			-			6,215,059
(b) Number of Loans	5			-			5
(c) Percent Reduced	1.4%			-			1.4%
5. Participant or Co-lender in a Mortgage Loan Agreement							
(a) Recorded Investment	145,507,442			182,292,038			327,799,480

NOTES TO FINANCIAL STATEMENTS

- (5) The Company's investment in impaired loans with or without allowance for credit losses and impaired loans subject to a participant or co-lender mortgage loan agreement for which the reporting entity is restricted from unilaterally foreclosing on the mortgage loan, were as follows:

	Farm	Residential		Commercial		Mezzanine	Total
		Insured	All Other	Insured	All Other		
a. June 30, 2024							
1. With Allowance for Credit Losses	-	-	-	-	9,500,000	-	9,500,000
2. No Allowance for Credit Losses	-	-	-	-	-	-	-
3. Total (1+2)	-	-	-	-	9,500,000	-	9,500,000
4. Subject to a participant or co-lender mortgage loan agreement for which the reporting entity is restricted from unilaterally foreclosing on the mortgage loan	-	-	-	-	9,500,000	-	9,500,000
b. December 31, 2023							
1. With Allowance for Credit Losses	-	-	-	-	-	-	-
2. No Allowance for Credit Losses	-	-	-	-	-	-	-
3. Total (1+2)	-	-	-	-	-	-	-
4. Subject to a participant or co-lender mortgage loan agreement for which the reporting entity is restricted from unilaterally foreclosing on the mortgage loan	-	-	-	-	-	-	-

- (6) The Company's investment in impaired and nonaccrual loans was as follows:

	Farm	Residential		Commercial		Mezzanine	Total
		Insured	All Other	Insured	All Other		
a. June 30, 2024							
1. Average Recorded Investment	-	-	-	-	1,900,000	-	1,900,000
2. Interests Income Recognized	-	-	-	-	154,375	-	154,375
3. Recorded Investments on Nonaccrual Status	-	-	-	-	9,500,000	-	9,500,000
4. Amount of Interest Income Recognized Using a Cash-basis Method of Accounting	-	-	-	-	92,625	-	92,625
b. December 31, 2023							
1. Average Recorded Investment	-	-	-	-	-	-	-
2. Interests Income Recognized	-	-	-	-	-	-	-
3. Recorded Investments on Nonaccrual Status	-	-	-	-	-	-	-
4. Amount of Interest Income Recognized Using a Cash-basis Method of Accounting	-	-	-	-	-	-	-

- (7) The Company's allowance for credit losses, were as follows:

	6/30/2024	12/31/2023
a. Balance at beginning of period	\$ -	\$ -
b. Additions charged to operations	\$ 1,531,560	\$ -
c. Direct write-downs charged against the allowances	\$ -	\$ -
d. Recoveries of amounts previously charged off	\$ -	\$ -
e. Balance at end of period	\$ 1,531,560	\$ -

- (8) Mortgage Loans Derecognized as a Result of Foreclosure – None.

- (9) The company continues accruing interest income on its impaired mortgage loans.

B. Debt Restructuring

Not applicable.

C. Reverse Mortgages

Not applicable.

D. Loan-Backed Securities

- (1) Prepayment assumptions were obtained from an external securities information service and are consistent with the current interest rate and economic environment.

- (2) Not applicable.

NOTES TO FINANCIAL STATEMENTS

- (3) None.
- (4) All impaired securities (fair value is less than cost or amortized cost) for which an other-than-temporary impairment has not been recognized in earnings as a realized loss (including securities with a recognized other-than-temporary impairment for non-interest related declines when a non-recognized interest related impairment remains):

a. The aggregate amount of unrealized losses:		
	1. Less than 12 Months	(\$1,135,318)
	2. 12 Months or Longer	(\$49,896,922)
b. The aggregate related fair value of securities with unrealized losses:		
	1. Less than 12 Months	\$118,876,536
	2. 12 Months or Longer	\$284,661,609

- (5) All loan-backed and structured securities were reviewed to determine if there were any indications of potential other-than-temporary impairment. If any indication of other-than-temporary impairment existed, then a cash flow and credit support analysis were performed. If it was determined that the company was to receive less than 100% contractual cash flows, an other-than-temporary impairment was measured and taken in accordance with SSAP 43R.

E. Dollar Repurchase Agreements and/or Securities Lending Transactions

- (1) Not applicable.
- (2-7) Not applicable.

F. Repurchase Agreements Transactions Accounted for as Secured Borrowing

- (1-11) Not applicable.

G. Reverse Repurchase Agreements Transactions Accounted for as Secured Borrowing

- (1-10) Not applicable.

H. Repurchase Agreements Transactions Accounted for as a Sale

- (1-9) Not applicable.

I. Reverse Repurchase Agreements Transactions Accounted for as a Sale

- (1-8) Not applicable.

J. Real Estate

- (1) Not applicable.
- (2) Not applicable.
- (3) Not applicable.
- (4-5) None.

K. Low-Income Housing Tax Credits (LIHTC)

- (1-7) Not applicable.

NOTES TO FINANCIAL STATEMENTS

L. Restricted Assets

(1) Restricted Assets (Including Pledged)

Restricted Asset Category	Gross (Admitted & Nonadmitted) Restricted							Current Year			
	Current Year					6	7	8	9	Percentage	
	1	2	3	4	5					10	11
	Total General Account (G/A)	G/A Supporting Protected Cell Account Activity	Total Protected Cell Account Restricted Assets	Protected Cell Account Supporting G/A Activity	Total	Total From Prior Year	Increase/Decrease	Total Nonadmitted Restricted	Total Admitted Restricted	Gross (Admitted & Nonadmitted) Restricted to Total Asset	Admitted Restricted to Total Admitted Assets
a. Subject to contractual obligation for which liability is not shown											
b. Collateral held under security lending agreements											
c. Subject to repurchase agreements											
d. Subject to reverse repurchase agreements											
e. Subject to dollar repurchase agreements											
f. Subject to dollar reverse repurchase agreements											
g. Placed under option contracts											
h. Letter stock or securities restricted as to sale excluding FHLB capital stock											
i. FHLB capital stock	2,699,700				2,699,700	2,699,700	-	2,699,700		0.05%	0.05%
j. On deposit with states	4,943,050				4,943,050	4,943,540	(490)	4,943,050		0.10%	0.10%
k. On deposit with other regulatory bodies					-	-	-	-		0.00%	0.00%
l. Pledged as collateral to FHLB (including assets backing funding agreements)											
m. Pledged as collateral not captured in other categories											
n. Other restricted assets					-	-	-	-		0.00%	0.00%
o. Total Restricted Assets	7,642,750	-	-	-	7,642,750	7,643,240	(490)	-	7,642,750	0.15%	0.15%

(2) Details of Assets Pledged as Collateral Not Captured in Other Categories

None.

(3) Detail of Other Restricted Assets

None.

(4) Collateral Received and Reflected as Assets Within the Reporting Entity's Financial Statements

None.

M. Working Capital Finance Investments

Not applicable.

N. Offsetting and Netting of Assets and Liabilities

Not applicable.

O. 5GI Securities

None.

P. Short Sales

(1-2) Not applicable

NOTES TO FINANCIAL STATEMENTS

Q. Prepayment Penalty and Acceleration Fees

		General Account	Separate Account
1	Number of CUSIPs	3	-
2	Aggregate Amount of Investment Income	\$ 253,496	\$ -

R. Reporting Entity's Share of Cash Pool by Asset Type

Not applicable.

6. JOINT VENTURES, PARTNERSHIPS, AND LIMITED LIABILITY COMPANIES

Not applicable.

7. INVESTMENT INCOME

A. Due and accrued income was excluded from surplus on the following bases:

Investment income due and accrued with amounts over 90 days past due is non-admitted.

B. The total amount excluded was none.

C. The gross, admitted and nonadmitted amounts of interest due and accrued.

Interest Income Due and Accrued	Amount
1. Gross	\$ 22,845,003
2. Non-admitted	\$ -
3. Admitted	\$ 22,845,003

D. The aggregate deferred interest.

	Amount
Aggregate Deferred Interest	\$ -

E. The cumulative amounts of paid-in-kind (PIK) interest included in the current principal balance.

Cumulative amount of PIK interest included in the current principal balance	Amount
	\$ -

8. DERIVATIVE INSTRUMENTS

A. Derivatives under SSAP No. 86—Derivatives

Not applicable.

B. Derivatives under SSAP No. 108—Derivative Hedging Variable Annuity Guarantees

Not applicable.

9. INCOME TAXES

A. Deferred Tax Asset/(Liability)

No significant changes to disclose since the most recently filed annual statement.

B. Deferred Tax Liabilities Not Recognized

No significant changes to disclose since the most recently filed annual statement.

NOTES TO FINANCIAL STATEMENTS

C. Current and Deferred Income Taxes

No significant changes to disclose since the most recently filed annual statement.

D. Reconciliation of Federal Income Tax Rate to Actual Effective Rate

No significant changes to disclose since the most recently filed annual statement.

E. Operating Loss and Tax Credit Carry forwards and Protective Tax Deposits

No significant changes to disclose since the most recently filed annual statement.

F. Consolidated Federal Income Tax Return

No significant changes to disclose since the most recently filed annual statement.

G. Federal or Foreign Federal Income Tax Loss Contingencies

No significant changes to disclose since the most recently filed annual statement.

H. Repatriation Transition Tax (RTT)

No significant changes to disclose since the most recently filed annual statement.

I. Alternative Minimum Tax (AMT) Credit

No significant changes to disclose since the most recently filed annual statement.

Other

On August 16, 2022, the Inflation Reduction Act of 2022 was signed into law by President Biden. The Act includes a new federal corporate alternative minimum tax (CAMT), effective in 2023, that is based on the adjusted financial statement income set forth on the applicable financial statement of an applicable corporation.

The CAMT applies to companies with average annual book income exceeding \$1 billion and assesses a 15% tax on financial statement income (adjusted for certain items) based on the applicable financial statement to the extent that amount exceeds the regular corporate tax.

The Company is a nonapplicable reporting entity.

10. INFORMATION CONCERNING PARENT, SUBSIDIARIES, AFFILIATES, AND OTHER RELATED PARTIES

A. Nature of Relationships

No significant changes to disclose since the most recently filed annual statement.

B. Significant Transactions and Changes in Terms of Intercompany Arrangements

No significant changes to disclose since the most recently filed annual statement.

C. Transactions with related parties who are not reported on Schedule Y

No significant changes to disclose since the most recently filed annual statement.

D. Amounts Due to or from Related Parties

No significant changes to disclose since the most recently filed annual statement.

E. Management, Service Contracts, Cost Sharing Arrangements

No significant changes to disclose since the most recently filed annual statement.

F. Guarantees or Undertakings for Related Parties

No significant changes to disclose since the most recently filed annual statement.

NOTES TO FINANCIAL STATEMENTS

G. Nature of Relationships that Could Affect Operations

No significant changes to disclose since the most recently filed annual statement.

H. Amount Deducted for Investment in Upstream Company

No significant changes to disclose since the most recently filed annual statement.

I. Detail of Investments in Affiliates Greater than 10% of Admitted Assets

No significant changes to disclose since the most recently filed annual statement.

J. Write downs for Impairment of Investment in Affiliates

No significant changes to disclose since the most recently filed annual statement.

K. Foreign Insurance Subsidiary Valued Using CARVM

No significant changes to disclose since the most recently filed annual statement.

L. Downstream Holding Company Valued Using Look-Through Method

No significant changes to disclose since the most recently filed annual statement.

M. All SCA Investments

Not applicable.

N. Investment in Insurance SCAs

Not applicable.

O. SCA or SSAP 48 Entity Loss Tracking

Not applicable.

11. DEBT

A. Debt

Not Applicable.

B. FHLB (Federal Home Loan Bank) Agreements

(1) the Company is a member of the Federal Home Loan Bank (FHLB) of Boston. Through its membership, the Company has conducted business activity (borrowings) with the FHLB. It is part of the Company's strategy to utilize these funds as backup liquidity. the Company has determined the actual/estimated maximum borrowing capacity as \$2,536,634,250. the Company's calculated this amount in accordance with the FHLB of Boston's total financing availability.

(2) FHLB Capital Stock

a. Aggregate Totals

	1 Total 2+3	2 General Account	3 Protected Cell Accounts
1. Current Year			
(a) Membership Stock - Class A	-	-	-
(b) Membership Stock - Class B	2,699,700	2,699,700	-
(c) Activity Stock	-	-	-
(d) Excess Stock	-	-	-
(e) Aggregate Total (a+b+c+d)	<u>2,699,700</u>	<u>2,699,700</u>	<u>-</u>
(f) Actual or Estimated Borrowing Capacity as Determined by the Insurer	<u>2,536,634,250</u>	XXX	XXX
2. Prior Year-end			
(a) Membership Stock - Class A	-	-	-
(b) Membership Stock - Class B	2,699,700	2,699,700	-
(c) Activity Stock	-	-	-
(d) Excess Stock	-	-	-
(e) Aggregate Total (a+b+c+d)	<u>2,699,700</u>	<u>2,699,700</u>	<u>-</u>
(f) Actual or Estimated Borrowing Capacity as Determined by the Insurer	<u>2,547,876,698</u>	XXX	XXX

NOTES TO FINANCIAL STATEMENTS

b. Membership Stock (Class A and B) Eligible and Not Eligible for Redemption

Membership Stock	1 Current Year Total (2+3+4+5+6)	2 Not Eligible for Redemption	Eligible for Redemption			
			3 Less Than 6 Months	4 6 Months to Less than 1 Year	5 1 to Less Than 3 Years	6 3 to 5 Years
1. Class A	-	-	-	-	-	-
2. Class B	2,699,700	2,699,700	-	-	-	-

a. Amount pledged as of Reporting Date

	1 Fair Value	2 Carrying Value	3 Aggregate Total Borrowing
1. Current Year Total General and Protected Cell Accounts Total Collateral Pledged (Lines 2+3)	-	-	-
2. Current Year General Account Total Collateral Pledged	-	-	-
3. Current Year Protected Cell Accounts Total Collateral Pledged	-	-	-
4. Prior Year-end Total General and Protected Cell Accounts Total Collateral Pledged	-	-	-

b. Maximum Amount Pledged During Reporting Period

	1 Fair Value	2 Carrying Value	3 Amount Borrowed at Time of Max Collateral
1. Current Year Total General and Protected Cell Accounts Maximum Collateral Pledged (Lines 2+3)	-	-	-
2. Current Year General Account Maximum Collateral Pledged	-	-	-
3. Current Year Protected Cell Accounts Maximum Collateral Pledged	-	-	-
4. Prior Year-end Total General and Protected Cell Accounts Maximum Collateral Pledged	-	-	-

a. Amount as of the Reporting Date

	1 Total 2+3	2 General Account	3 Protected Cell Account	4 Funding Agreements Reserves Established
1. Current Year				
(a) Debt	-	-	-	XXX
(b) Funding Agreements	-	-	-	-
(c) Other	-	-	-	XXX
(d) Aggregate Total (a+b+c)	-	-	-	-
2. Prior Year-end				
(a) Debt	-	-	-	XXX
(b) Funding Agreements	-	-	-	-
(c) Other	-	-	-	XXX
(d) Aggregate Total (a+b+c)	-	-	-	-

b. Maximum Amount during Reporting Period (Current Year)

	1 Total 2+3	2 General Account	3 Protected Cell Account
1. Debt	-	-	-
2. Funding Agreements	-	-	-
3. Other	-	-	-
4. Aggregate Total (Lines 1+2+3)	-	-	-

NOTES TO FINANCIAL STATEMENTS

c. FHLB - Prepayment Obligations

Does the company have prepayment obligations
obligations under the following
arrangements (YES/NO)?

1. Debt	NO
2. Funding Agreements	NO
3. Other	NO

12. RETIREMENT PLANS, DEFERRED COMPENSATION, POSTEMPLOYMENT BENEFITS AND COMPENSATED ABSENCES AND OTHER POSTRETIREMENT BENEFIT PLANS

Not applicable.

13. CAPITAL AND SURPLUS, DIVIDEND RESTRICTIONS AND QUASI-REORGANIZATIONS

No significant changes to disclose since the most recently filed annual statement.

14. LIABILITIES, CONTINGENCIES AND ASSESSMENTS

A. Contingent Commitments

No significant changes to disclose since the most recently filed annual statement.

B. Assessments

No significant changes to disclose since the most recently filed annual statement.

C. Gain Contingencies

Not applicable.

D. Claims Related Extra Contractual Obligation and Bad Faith Losses Stemming from Lawsuits

No significant changes to disclose since the most recently filed annual statement.

E. Product Warranties

Not applicable.

F. Joint and Several Liabilities

Not applicable.

NOTES TO FINANCIAL STATEMENTS

G. All Other Contingencies

Litigation

Certain of the Farmers' companies are defendants in certain lawsuits arising in the normal course of business, which are in various stages of development. Some of these matters seek punitive as well as compensatory damages. While it is not possible to predict the outcome of these matters with certainty, management believes that their ultimate disposition will not have a material effect on the Company's financial position or results of operations. In addition, certain of the Farmers' companies are, from time to time, involved as parties in various governmental and administrative proceedings.

Revolving Credit Facility Framework Agreement

The Company and certain of the Farmers' companies amended its Revolving Credit Facility Framework Agreement to reflect recently acquired affiliates. This agreement eliminates the need to maintain large cash balances or unnecessarily liquidating investments during the monthly reinsurance cash settlement process among participating affiliates. The revolving credit framework allows participating affiliates to make short term loans to each other to cover debt arising from the monthly reinsurance settlement process. The loans, executed on an as-needed basis, mature in ninety (90) days or in the aggregate the lesser of three percent (3%) of a Company's admitted assets or twenty five percent (25%) of a Company's surplus. Loans may be collateralized with a pledge of securities at lender's option, and in any event, must be collateralized if the loan crosses from one calendar year into the next calendar year such that the loan is secured and perfected as of December 31 of the year the loan was made. Parties to the agreement will renegotiate the terms of the agreement at least once every three (3) years. The agreement has been non-disapproved by the California Department of Insurance as well as by the regulators of the domiciliary states of FIE affiliates outside of California.

Federal Home Loan Bank Revolving Facility

No significant changes to disclose since the most recently filed annual statement.

15. LEASES

A. Lessee Operating Leases

No significant changes to disclose since the most recently filed annual statement.

B. Lessor Leases

Not applicable.

16. INFORMATION ABOUT FINANCIAL INSTRUMENTS WITH OFF-BALANCE SHEET RISK AND FINANCIAL INSTRUMENTS WITH CONCENTRATIONS OF CREDIT RISK

Not applicable.

17. SALE, TRANSFER AND SERVICING OF FINANCIAL ASSETS AND EXTINGUISHMENTS OF LIABILITIES

A. Transfers of Receivables Reported as Sales

Not applicable.

B. Transfer and Servicing of Financial Assets

Not applicable.

C. Wash Sales

The Company had no wash sale transactions in the periods presented that require disclosure.

NOTES TO FINANCIAL STATEMENTS

18. GAIN OR LOSS TO THE REPORTING ENTITY FROM UNINSURED PLANS AND THE UNINSURED PORTION OF PARTIALLY INSURED PLANS

A. ASO Plans

Not applicable.

B. ASC Plans

Not applicable.

C. Medicare or Similarly Structured Cost Based Reimbursement Contract

Not applicable.

19. DIRECT PREMIUM WRITTEN/PRODUCED BY MANAGING GENERAL AGENTS/THIRD PARTY ADMINISTRATORS

Not applicable.

20. FAIR VALUE MEASUREMENTS

A. Inputs Used for Assets Measured At Fair Value

(1) Fair Value Measurements by Levels 1, 2 and 3

The Company has categorized its assets that are measured at fair value into the three-level fair value hierarchy as reflected in the table below.

Level 1 - are liquid investments traded in active markets and valued based on unadjusted quoted prices. Assets in this category are preferred and common stock securities.

Level 2 - The securities that fall into this category are bonds, preferred stocks, common stocks and call options which are not exchange traded. These securities are valued based upon models with observable inputs - for example market interest rates, credit spreads etc. They may have been determined by independent pricing services using observable inputs.

Level 3 - are investments valued based upon models with "significant" non-observable inputs (assumptions). Such assumptions can be about loss severities, prepayment speed, interest rate volatilities, earnings forecast, comparables sales etc.

NOTES TO FINANCIAL STATEMENTS

(1)	(2)	(3)	(4)	(5)	(6)
Description for each class of asset or liability	Level 1	Level 2	Level 3	Net Asset Value (NAV)	Total
a. Assets at Fair Value					
Perpetual Preferred stock					
Industrial and Misc	-	-	-	-	-
Parent, Subsidiaries and Affiliates	-	-	-	-	-
Total Perpetual Preferred Stocks	\$ -	\$ -	\$ -	\$ -	\$ -
Bonds					
U.S. Governments	-	-	-	-	-
Industrial and Misc	-	17,908,768	-	-	17,908,768
Hybrid Securities	-	-	-	-	-
Parent, Subsidiaries and Affiliates	-	-	-	-	-
Total Bonds	\$ -	\$ 17,908,768	\$ -	\$ -	\$ 17,908,768
Common Stock					
Industrial and Misc	35,564	5,080,157	-	-	5,115,721
Parent, Subsidiaries and Affiliates	-	-	-	-	-
Total Common Stocks	\$ 35,564	\$ 5,080,157	\$ -	\$ -	\$ 5,115,721
Derivatives					
Warrants	-	-	-	-	-
Total Derivatives	\$ -	\$ -	\$ -	\$ -	\$ -
Joint Venture Interest Other					
-	-	-	-	-	-
Total Assets at Fair Value	\$ 35,564	\$ 22,988,925	\$ -	\$ -	\$ 23,024,489

(2) Rollforward of Level 3

	(1)	(2)	(3)	(4)	(5)	(6)	(7)	(8)	(9)	(12)
	Balance at 01/01/24	Transfers into Level 3	Transfers out of Level 3	Total Gains / (Losses) included in Net Income	Total Gains / (Losses) included in Surplus	Purchases	Issuances	Sales	Settlements	Balance at 06/30/24
Residential mortgage backed securities	\$ -	\$ -	\$ -	\$ -	\$ -	\$ -	\$ -	\$ -	-	\$ -
Commercial mortgage backed securities	-	-	-	-	-	-	-	-	-	-
Asset backed securities	-	-	-	-	-	-	-	-	-	-
Other Bonds	-	-	-	-	-	-	-	-	-	-
Preferred Stock	-	-	-	-	-	-	-	-	-	-
Common Stock	2,737,478	-	(2,380,457)	-	(357,021)	-	-	-	-	-
Joint Venture Interest	-	-	-	-	-	-	-	-	-	-
Other	-	-	-	-	-	-	-	-	-	-
Total	\$ 2,737,478	\$ -	\$ (2,380,457)	\$ -	\$ (357,021)	\$ -	\$ -	\$ -	\$ -	\$ -

(3) Policy on Transfers In and Out of Level 3

At the end of each reporting period, the Company evaluates whether or not any event has occurred or circumstances have changed that would cause an investment to be transferred in or out of Level 3.

(4) Inputs and Techniques Used for Level 2 and Level 3 Fair Values

Bonds carried at fair value categorized as Level 2 were valued using a market approach. These valuations were determined to be Level 2 valuations as quoted markets prices for similar instruments in an active market were utilized. This was accomplished by the use of matrix pricing. Matrix pricing takes quoted prices of bonds with similar features that are inputs into the analysis included duration, credit quality, tax status and call and sinking fund features.

Common stocks carried at fair value categorized as Level 2 were valued using a market approach. These valuations were determined to be Level 2 valuations because quoted markets prices for identical instruments trading in an inactive market were utilized. When an equity instrument is illiquid due to limited trading activity, the use of quoted markets prices for identical instruments was determined by the Company to be the most reliable method to determine fair value.

(5) Derivative fair values

None.

B. Other Fair Value Disclosures

None.

NOTES TO FINANCIAL STATEMENTS

C. Fair Values for All Financial Instruments by Levels 1, 2 and 3

The table below reflects the fair values and admitted values of all admitted assets and liabilities that are financial instruments excluding those accounted for under the equity method (subsidiaries, joint ventures and ventures). The fair values are also categorized into the three-level fair value hierarchy as described above in Note 20A:

(1)	(2)	(3)	(4)	(5)	(6)	(7)	(8)
Type of Financial Instrument	Aggregate Fair Value	Admitted Assets	Level 1	Level 2	Level 3	Net Asset Value (NAV)	Not Practicable (Carrying Value)
a. Assets at Fair Value							
Bonds	\$ 2,199,500,973	\$ 2,361,146,274	\$ -	\$ 2,139,732,119	\$ 59,768,854	\$ -	\$ -
Preferred Stock	6,712,965	6,750,800	850,800	5,862,165	-	-	-
Common Stock	5,115,721	5,115,721	35,564	5,080,157	-	-	-
Real Estate	-	-	-	-	-	-	-
Cash, Cash Equivalents and Short-Term Receivable for Securities	(83,691,377)	(83,550,989)	(88,635,361)	4,943,984	-	-	-
Derivative Instruments	258,175	258,175	258,175	-	-	-	-
Securities Lending	-	-	-	-	-	-	-
Mortgage Loans - Unaffiliated	291,488,127	323,913,113	-	-	291,488,127	-	-
Mortgage Loan Joint Venture Interest-Unaffiliated	-	-	-	-	-	-	-
Joint Venture Loans and Interest	-	-	-	-	-	-	-
Surplus Debentures, etc - Affiliated	-	-	-	-	-	-	-
Aggregate write-ins for invested assets	-	-	-	-	-	-	-
Fixed or Variable Rate - Bonds - Unaffiliated	-	-	-	-	-	-	-
Total Assets at Fair Value	\$ 2,419,384,584	\$ 2,613,633,094	\$ (87,490,822)	\$ 2,155,618,426	\$ 351,256,981	\$ -	\$ -
b. Liabilities at Fair Value							
Payable for securities	4,744,025	4,744,025	4,744,025	-	-	-	-
Total Liabilities at Fair Value	\$ 4,744,025	\$ 4,744,025	\$ 4,744,025	\$ -	\$ -	\$ -	\$ -

D. Not Practicable to Estimate Fair Values

None.

E. Investments Measured at Net Asset Value ("NAV")

None.

21. OTHER ITEMS

A. Unusual or Infrequent Items

None.

B. Troubled Debt Restructuring: Debtors

Not applicable.

C. Other Disclosures

Litigation

No significant changes to disclose since the most recently filed annual statement.

D. Business Interruption Insurance Recoveries

Not applicable.

E. State Transferable and Non-transferable Tax Credits

Not applicable.

F. Subprime-Mortgage-Related Risk Exposure

(1) Generally, direct and indirect subprime exposures were identified based upon consideration of the following types of features: 1) Interest rate above prime to borrowers that did not qualify for prime rate loans. 2) Borrowers with low credit ratings (FICO scores). 3) Interest only or negative amortizing loans. 4) Unconventionally high initial loan-to-value ratios. 5) Unusually low initial payments based on a fixed introductory rate that expires after a short initial period and then adjusts to an unusually high rate based upon a variable index rate plus a margin. 6) Borrowers with less than conventional documentation of their income and/or net assets. 7) Very high or no limits on how much the payment amount or the interest rate may increase or reset periods. 8) Include substantial prepayment penalties and or prepayment penalties that extend beyond the initial interest rate adjustment.

(2) The Company does not have direct exposure through investments in subprime mortgage loans.

NOTES TO FINANCIAL STATEMENTS

(3) The Company has the following direct exposure through other investments as of June 30, 2024:

	Actual Cost	Book Adjusted Carrying Value	Fair Value	Other-than- temporary impairment
a. Residential mortgage backed securities	\$ 212,338	\$ 212,318	\$ 207,335	-
b. Commercial mortgage backed securities	-	-	-	-
c. Collateralized debt obligations	-	-	-	-
d. Structured securities	-	-	-	-
e. Equity investments in SCAs	-	-	-	-
f. Other assets	-	-	-	-
g. Total	\$ 212,338	\$ 212,318	\$ 207,335	-

(4) The Company does not have underwriting exposure to subprime mortgage risk through Mortgage Guaranty or Financial Guaranty insurance coverage.

G. Insurance-Linked Securities (ILS) Contracts

Not applicable.

H. The Amount That Could Be Realized on Life Insurance Where the Reporting Entity is Owner and Beneficiary or Has Otherwise Obtained Rights to Control the Policy

No significant changes to disclose since the most recently filed annual statement.

22. EVENTS SUBSEQUENT

Subsequent events have been considered through August 9, 2024 for these statutory financial statements, which were issued on August 15, 2024. There were no material events occurring subsequent to the end of the quarter that required recognition or disclosure in the financial statements.

23. REINSURANCE

A. Unsecured Reinsurance Recoverables

No significant changes to disclose since the most recently filed annual statement.

B. Reinsurance Recoverable in Dispute

Not applicable.

C. Reinsurance Assumed and Ceded

(1) No significant changes to disclose since the most recently filed annual statement.

(2) Not applicable.

(3) Not applicable.

D. Uncollectible Reinsurance

Not applicable.

E. Commutation of Ceded Reinsurance

Not applicable.

F. Retroactive Reinsurance

Not applicable.

NOTES TO FINANCIAL STATEMENTS

G. Reinsurance Accounted for as a Deposit

Not applicable.

H. Disclosures for the Transfer of Property and Casualty Run-off Agreements

Not applicable.

I. Certified Reinsurer Rating Downgraded or Status Subject to Revocation

Not applicable.

J. Reinsurance Agreements Qualifying for Reinsurer Aggregation

Not applicable.

K. Reinsurance Credit

Not applicable.

24. RETROSPECTIVELY RATED CONTRACTS AND CONTRACTS SUBJECT TO REDETERMINATION

(A-E) Not applicable.

(F) Not applicable.

25. CHANGE IN INCURRED LOSSES AND LOSS ADJUSTMENT EXPENSES

A. Incurred losses and loss adjustment expenses attributable to insured events of prior years have decreased by \$0.7 million as of June 30, 2024, as a result of re-estimation of unpaid losses and loss adjustment expenses principally on the homeowners, private passenger auto and auto physical damage lines of insurance. This was partially offset by an increase in products liability lines of insurance. This decrease is generally the result of ongoing analysis of recent loss development trends. Original estimates are increased and decreased as additional information becomes known regarding individual claims.

B. The Company made no significant changes in methodology or assumptions used in calculating liabilities for unpaid losses and loss adjustment expenses in 2024.

26. INTERCOMPANY POOLING ARRANGEMENTS

No significant changes to disclose since the most recently filed annual statement.

27. STRUCTURED SETTLEMENTS

Not applicable.

28. HEALTH CARE RECEIVABLES

Not applicable.

29. PARTICIPATING POLICIES

Not applicable.

30. PREMIUM DEFICIENCY RESERVES

No significant changes to disclose since the most recently filed annual statement.

31. HIGH DEDUCTIBLES

Not applicable.

32. DISCOUNTING OF LIABILITIES FOR UNPAID LOSSES OR UNPAID LOSS ADJUSTMENT EXPENSES

Not applicable.

33. ASBESTOS/ENVIRONMENTAL RESERVES

Not applicable.

NOTES TO FINANCIAL STATEMENTS

34. SUBSCRIBER SAVINGS ACCOUNTS

Not applicable.

35. MULTIPLE PERIL CROP INSURANCE

Not applicable.

36. FINANCIAL GUARANTY INSURANCE

Not applicable.

GENERAL INTERROGATORIES

PART 1 - COMMON INTERROGATORIES

GENERAL

- 1.1 Did the reporting entity experience any material transactions requiring the filing of Disclosure of Material Transactions with the State of Domicile, as required by the Model Act? Yes [] No [X]
- 1.2 If yes, has the report been filed with the domiciliary state? Yes [] No []
- 2.1 Has any change been made during the year of this statement in the charter, by-laws, articles of incorporation, or deed of settlement of the reporting entity? Yes [] No [X]
- 2.2 If yes, date of change:
- 3.1 Is the reporting entity a member of an Insurance Holding Company System consisting of two or more affiliated persons, one or more of which is an insurer? Yes [X] No []
If yes, complete Schedule Y, Parts 1 and 1A.
- 3.2 Have there been any substantial changes in the organizational chart since the prior quarter end? Yes [] No [X]
- 3.3 If the response to 3.2 is yes, provide a brief description of those changes.
.....
- 3.4 Is the reporting entity publicly traded or a member of a publicly traded group? Yes [] No [X]
- 3.5 If the response to 3.4 is yes, provide the CIK (Central Index Key) code issued by the SEC for the entity/group.
- 4.1 Has the reporting entity been a party to a merger or consolidation during the period covered by this statement? Yes [] No [X]
- 4.2 If yes, provide the name of the entity, NAIC Company Code, and state of domicile (use two letter state abbreviation) for any entity that has ceased to exist as a result of the merger or consolidation.

1	2	3
Name of Entity	NAIC Company Code	State of Domicile

5. If the reporting entity is subject to a management agreement, including third-party administrator(s), managing general agent(s), attorney-in-fact, or similar agreement, have there been any significant changes regarding the terms of the agreement or principals involved? Yes [] No [X] N/A []
If yes, attach an explanation.
.....
- 6.1 State as of what date the latest financial examination of the reporting entity was made or is being made. 12/31/2021
- 6.2 State the as of date that the latest financial examination report became available from either the state of domicile or the reporting entity. This date should be the date of the examined balance sheet and not the date the report was completed or released. 12/31/2021
- 6.3 State as of what date the latest financial examination report became available to other states or the public from either the state of domicile or the reporting entity. This is the release date or completion date of the examination report and not the date of the examination (balance sheet date). 10/30/2023
- 6.4 By what department or departments?
Rhode Island Insurance Division/ Department of Business Regulation
- 6.5 Have all financial statement adjustments within the latest financial examination report been accounted for in a subsequent financial statement filed with Departments? Yes [] No [] N/A [X]
- 6.6 Have all of the recommendations within the latest financial examination report been complied with? Yes [X] No [] N/A []
- 7.1 Has this reporting entity had any Certificates of Authority, licenses or registrations (including corporate registration, if applicable) suspended or revoked by any governmental entity during the reporting period? Yes [] No [X]
- 7.2 If yes, give full information:
.....
- 8.1 Is the company a subsidiary of a bank holding company regulated by the Federal Reserve Board? Yes [] No [X]
- 8.2 If response to 8.1 is yes, please identify the name of the bank holding company.
.....
- 8.3 Is the company affiliated with one or more banks, thrifts or securities firms? Yes [X] No []
- 8.4 If response to 8.3 is yes, please provide below the names and location (city and state of the main office) of any affiliates regulated by a federal regulatory services agency [i.e. the Federal Reserve Board (FRB), the Office of the Comptroller of the Currency (OCC), the Federal Deposit Insurance Corporation (FDIC) and the Securities Exchange Commission (SEC)] and identify the affiliate's primary federal regulator.

1	2	3	4	5	6
Affiliate Name	Location (City, State)	FRB	OCC	FDIC	SEC
BFP Securities, LLC	St Louis, Missouri	YES.....
Farmers Financial Solutions, LLC	Westlake Village, California	YES.....

STATEMENT AS OF JUNE 30, 2024 OF THE FARMERS PROPERTY AND CASUALTY INSURANCE COMPANY
GENERAL INTERROGATORIES

- 9.1 Are the senior officers (principal executive officer, principal financial officer, principal accounting officer or controller, or persons performing similar functions) of the reporting entity subject to a code of ethics, which includes the following standards? Yes [] No []
- (a) Honest and ethical conduct, including the ethical handling of actual or apparent conflicts of interest between personal and professional relationships;
- (b) Full, fair, accurate, timely and understandable disclosure in the periodic reports required to be filed by the reporting entity;
- (c) Compliance with applicable governmental laws, rules and regulations;
- (d) The prompt internal reporting of violations to an appropriate person or persons identified in the code; and
- (e) Accountability for adherence to the code.
- 9.11 If the response to 9.1 is No, please explain:
- 9.2 Has the code of ethics for senior managers been amended? Yes [] No []
- 9.21 If the response to 9.2 is Yes, provide information related to amendment(s).
- 9.3 Have any provisions of the code of ethics been waived for any of the specified officers? Yes [] No []
- 9.31 If the response to 9.3 is Yes, provide the nature of any waiver(s).

FINANCIAL

- 10.1 Does the reporting entity report any amounts due from parent, subsidiaries or affiliates on Page 2 of this statement? Yes [] No []
- 10.2 If yes, indicate any amounts receivable from parent included in the Page 2 amount: \$

INVESTMENT

- 11.1 Were any of the stocks, bonds, or other assets of the reporting entity loaned, placed under option agreement, or otherwise made available for use by another person? (Exclude securities under securities lending agreements.) Yes [] No []
- 11.2 If yes, give full and complete information relating thereto:
12. Amount of real estate and mortgages held in other invested assets in Schedule BA: \$
13. Amount of real estate and mortgages held in short-term investments: \$
- 14.1 Does the reporting entity have any investments in parent, subsidiaries and affiliates? Yes [] No []
- 14.2 If yes, please complete the following:

	1 Prior Year-End Book/Adjusted Carrying Value	2 Current Quarter Book/Adjusted Carrying Value
14.21 Bonds	\$	\$
14.22 Preferred Stock	\$	\$
14.23 Common Stock	\$757,681,119	\$769,216,399
14.24 Short-Term Investments	\$	\$
14.25 Mortgage Loans on Real Estate	\$	\$
14.26 All Other	\$	\$
14.27 Total Investment in Parent, Subsidiaries and Affiliates (Subtotal Lines 14.21 to 14.26)	\$757,681,119	\$769,216,399
14.28 Total Investment in Parent included in Lines 14.21 to 14.26 above	\$	\$

- 15.1 Has the reporting entity entered into any hedging transactions reported on Schedule DB? Yes [] No []
- 15.2 If yes, has a comprehensive description of the hedging program been made available to the domiciliary state? Yes [] No [] N/A []
 If no, attach a description with this statement.
16. For the reporting entity's security lending program, state the amount of the following as of the current statement date:
- 16.1 Total fair value of reinvested collateral assets reported on Schedule DL, Parts 1 and 2. \$
- 16.2 Total book/adjusted carrying value of reinvested collateral assets reported on Schedule DL, Parts 1 and 2 \$
- 16.3 Total payable for securities lending reported on the liability page. \$

STATEMENT AS OF JUNE 30, 2024 OF THE FARMERS PROPERTY AND CASUALTY INSURANCE COMPANY
GENERAL INTERROGATORIES

17. Excluding items in Schedule E - Part 3 - Special Deposits, real estate, mortgage loans and investments held physically in the reporting entity's offices, vaults or safety deposit boxes, were all stocks, bonds and other securities, owned throughout the current year held pursuant to a custodial agreement with a qualified bank or trust company in accordance with Section 1, III - General Examination Considerations, F. Outsourcing of Critical Functions, Custodial or Safekeeping Agreements of the NAIC Financial Condition Examiners Handbook? Yes [X] No []
- 17.1 For all agreements that comply with the requirements of the NAIC Financial Condition Examiners Handbook, complete the following:

1 Name of Custodian(s)	2 Custodian Address
JP Morgan Chase Bank, N.A.	383 Madison Ave, New York, NY 10179

- 17.2 For all agreements that do not comply with the requirements of the NAIC Financial Condition Examiners Handbook, provide the name, location and a complete explanation:

1 Name(s)	2 Location(s)	3 Complete Explanation(s)

- 17.3 Have there been any changes, including name changes, in the custodian(s) identified in 17.1 during the current quarter? Yes [] No [X]

- 17.4 If yes, give full information relating thereto:

1 Old Custodian	2 New Custodian	3 Date of Change	4 Reason

- 17.5 Investment management – Identify all investment advisors, investment managers, broker/dealers, including individuals that have the authority to make investment decisions on behalf of the reporting entity. For assets that are managed internally by employees of the reporting entity, note as such. ["...that have access to the investment accounts"; "...handle securities"]

1 Name of Firm or Individual	2 Affiliation
MetLife Investment Management, LLC	U.....
J.P. Morgan Investment Management Inc.	U.....
Farmers Insurance Exchange	A.....

- 17.5097 For those firms/individuals listed in the table for Question 17.5, do any firms/individuals unaffiliated with the reporting entity (i.e. designated with a "U") manage more than 10% of the reporting entity's invested assets?..... Yes [X] No []

- 17.5098 For firms/individuals unaffiliated with the reporting entity (i.e. designated with a "U") listed in the table for Question 17.5, does the total assets under management aggregate to more than 50% of the reporting entity's invested assets?..... Yes [X] No []

- 17.6 For those firms or individuals listed in the table for 17.5 with an affiliation code of "A" (affiliated) or "U" (unaffiliated), provide the information for the table below.

1	2	3	4	5
Central Registration Depository Number	Name of Firm or Individual	Legal Entity Identifier (LEI)	Registered With	Investment Management Agreement (IMA) Filed
142463	MetLife Investment Management, LLC	EAU07208FCR1S0XGYJ21	U.S. Securities and Exchange Commission	NO.....
107038	J.P. Morgan Investment Management Inc.	549300W78QH4XMM6K69	U.S. Securities and Exchange Commission	NO.....
None	Farmers Insurance Exchange	None	None	NO.....

- 18.1 Have all the filing requirements of the Purposes and Procedures Manual of the NAIC Investment Analysis Office been followed? Yes [X] No []

- 18.2 If no, list exceptions:

19. By self-designating 5GI securities, the reporting entity is certifying the following elements for each self-designated 5GI security:
 a. Documentation necessary to permit a full credit analysis of the security does not exist or an NAIC CRP credit rating for an FE or PL security is not available.
 b. Issuer or obligor is current on all contracted interest and principal payments.
 c. The insurer has an actual expectation of ultimate payment of all contracted interest and principal.
 Has the reporting entity self-designated 5GI securities? Yes [] No [X]

20. By self-designating PLGI securities, the reporting entity is certifying the following elements of each self-designated PLGI security:
 a. The security was purchased prior to January 1, 2018.
 b. The reporting entity is holding capital commensurate with the NAIC Designation reported for the security.
 c. The NAIC Designation was derived from the credit rating assigned by an NAIC CRP in its legal capacity as a NRSRO which is shown on a current private letter rating held by the insurer and available for examination by state insurance regulators.
 d. The reporting entity is not permitted to share this credit rating of the PL security with the SVO.
 Has the reporting entity self-designated PLGI securities? Yes [] No [X]

21. By assigning FE to a Schedule BA non-registered private fund, the reporting entity is certifying the following elements of each self-designated FE fund:
 a. The shares were purchased prior to January 1, 2019.
 b. The reporting entity is holding capital commensurate with the NAIC Designation reported for the security.
 c. The security had a public credit rating(s) with annual surveillance assigned by an NAIC CRP in its legal capacity as an NRSRO prior to January 1, 2019.
 d. The fund only or predominantly holds bonds in its portfolio.
 e. The current reported NAIC Designation was derived from the public credit rating(s) with annual surveillance assigned by an NAIC CRP in its legal capacity as an NRSRO.
 f. The public credit rating(s) with annual surveillance assigned by an NAIC CRP has not lapsed.
 Has the reporting entity assigned FE to Schedule BA non-registered private funds that complied with the above criteria? Yes [] No [X]

STATEMENT AS OF JUNE 30, 2024 OF THE FARMERS PROPERTY AND CASUALTY INSURANCE COMPANY
GENERAL INTERROGATORIES

PART 2 - PROPERTY & CASUALTY INTERROGATORIES

1. If the reporting entity is a member of a pooling arrangement, did the agreement or the reporting entity's participation change? Yes [] No [] N/A [X]
 If yes, attach an explanation.

2. Has the reporting entity reinsured any risk with any other reporting entity and agreed to release such entity from liability, in whole or in part, from any loss that may occur on the risk, or portion thereof, reinsured? Yes [] No [X]
 If yes, attach an explanation.

3.1 Have any of the reporting entity's primary reinsurance contracts been canceled? Yes [] No [X]

3.2 If yes, give full and complete information thereto.

4.1 Are any of the liabilities for unpaid losses and loss adjustment expenses other than certain workers' compensation tabular reserves (see Annual Statement Instructions pertaining to disclosure of discounting for definition of "tabular reserves") discounted at a rate of interest greater than zero? Yes [] No [X]

4.2 If yes, complete the following schedule:

			TOTAL DISCOUNT				DISCOUNT TAKEN DURING PERIOD			
1 Line of Business	2 Maximum Interest	3 Discount Rate	4 Unpaid Losses	5 Unpaid LAE	6 IBNR	7 TOTAL	8 Unpaid Losses	9 Unpaid LAE	10 IBNR	11 TOTAL
TOTAL										

5. Operating Percentages:

5.1 A&H loss percent %

5.2 A&H cost containment percent %

5.3 A&H expense percent excluding cost containment expenses %

6.1 Do you act as a custodian for health savings accounts? Yes [] No [X]

6.2 If yes, please provide the amount of custodial funds held as of the reporting date \$.....

6.3 Do you act as an administrator for health savings accounts? Yes [] No [X]

6.4 If yes, please provide the balance of the funds administered as of the reporting date \$.....

7. Is the reporting entity licensed or chartered, registered, qualified, eligible or writing business in at least two states? Yes [X] No []

7.1 If no, does the reporting entity assume reinsurance business that covers risks residing in at least one state other than the state of domicile of the reporting entity? Yes [] No []

SCHEDULE F - CEDED REINSURANCE

Showing All New Reinsurers - Current Year to Date

1 NAIC Company Code	2 ID Number	3 Name of Reinsurer	4 Domiciliary Jurisdiction	5 Type of Reinsurer	6 Certified Reinsurer Rating (1 through 6)	7 Effective Date of Certified Reinsurer Rating
NONE						

STATEMENT AS OF JUNE 30, 2024 OF THE FARMERS PROPERTY AND CASUALTY INSURANCE COMPANY

SCHEDULE T - EXHIBIT OF PREMIUMS WRITTEN

Current Year to Date - Allocated by States and Territories

States, etc.	1 Active Status (a)	Direct Premiums Written		Direct Losses Paid (Deducting Salvage)		Direct Losses Unpaid		
		2 Current Year To Date	3 Prior Year To Date	4 Current Year To Date	5 Prior Year To Date	6 Current Year To Date	7 Prior Year To Date	
1. Alabama	AL	L	9,540,404	10,428,680	5,402,598	7,432,663	7,306,118	10,439,775
2. Alaska	AK	N						
3. Arizona	AZ	L	3,785,460	4,613,266	3,129,328	6,344,752	4,806,506	4,951,407
4. Arkansas	AR	L	5,037,351	5,480,865	5,390,126	6,709,406	6,179,879	7,758,885
5. California	CA	N						
6. Colorado	CO	L	3,015,589	4,014,567	1,299,752	2,955,926	3,492,223	6,787,336
7. Connecticut	CT	L	24,623,008	25,551,486	17,767,613	16,750,184	36,942,347	35,854,831
8. Delaware	DE	L	725,843	699,672	252,661	217,519	902,003	921,994
9. District of Columbia	DC	L						
10. Florida	FL	L	3,778,735	4,109,545	3,630,704	9,896,140	6,009,276	5,554,663
11. Georgia	GA	L	5,682,332	5,437,660	4,999,315	3,330,370	9,178,048	5,683,840
12. Hawaii	HI	L	153,530	171,435	124,338	165,180	135,555	104,840
13. Idaho	ID	L	3,028,935	3,199,925	1,638,792	3,022,548	2,484,438	2,649,715
14. Illinois	IL	L	1,514,532	1,907,281	2,564,026	688,078	6,357,828	7,787,266
15. Indiana	IN	L	5,366,644	5,823,137	4,082,299	5,095,080	5,687,896	7,643,942
16. Iowa	IA	L	2,083,606	2,613,499	1,518,642	1,971,371	2,721,798	3,209,715
17. Kansas	KS	L	5,056,513	8,326,494	4,233,246	5,643,614	4,703,589	5,185,409
18. Kentucky	KY	L	16,462,215	19,510,288	10,428,652	18,939,902	20,651,904	23,805,614
19. Louisiana	LA	L	8,492,664	9,195,386	13,206,205	13,454,292	13,781,024	27,400,115
20. Maine	ME	L	15,213,835	18,038,523	8,303,096	14,182,067	13,693,295	16,271,332
21. Maryland	MD	L	3,364,485	3,056,680	1,971,055	2,193,749	3,042,555	2,219,034
22. Massachusetts	MA	L	134,470,708	114,269,946	62,974,825	65,409,986	75,485,995	76,474,472
23. Michigan	MI	L	2,155,347	2,236,804	1,220,740	1,607,136	5,669,041	6,194,082
24. Minnesota	MN	L	21,333,731	21,594,368	11,801,490	17,014,776	18,029,269	20,907,938
25. Mississippi	MS	L	8,465,843	9,885,648	7,352,542	12,742,753	6,810,176	13,548,086
26. Missouri	MO	L	2,962,973	4,105,900	2,573,254	3,260,019	5,115,245	5,014,953
27. Montana	MT	L	1,799,063	2,058,331	2,040,889	1,782,329	1,681,032	2,141,609
28. Nebraska	NE	L	778,463	971,055	394,140	305,390	1,255,606	752,848
29. Nevada	NV	L	11,297,636	6,899,941	7,034,749	10,221,354	12,901,662	11,535,847
30. New Hampshire	NH	L	8,411,933	10,321,769	4,382,061	9,275,239	6,082,908	8,369,442
31. New Jersey	NJ	L	65,757,778	63,558,515	55,439,338	54,075,258	119,181,226	125,877,707
32. New Mexico	NM	L	3,819,390	5,008,062	1,877,536	2,737,592	5,899,839	6,288,366
33. New York	NY	L	135,500,097	124,464,652	84,109,065	91,259,166	162,600,882	112,688,179
34. North Carolina	NC	L	36,189,021	34,033,342	17,392,990	20,649,653	18,897,332	23,712,788
35. North Dakota	ND	L	7,240,775	8,920,237	2,482,669	6,001,484	3,917,986	5,632,030
36. Ohio	OH	L	17,546,657	19,174,520	9,134,333	15,754,214	13,052,535	17,910,768
37. Oklahoma	OK	L	1,770,693	2,676,263	1,115,455	1,957,045	2,447,044	5,526,584
38. Oregon	OR	L	5,334,141	5,829,386	3,946,518	3,430,403	4,436,284	5,298,828
39. Pennsylvania	PA	L	14,947,116	14,182,655	6,823,342	9,400,518	18,744,469	18,702,216
40. Rhode Island	RI	L	9,118,225	8,562,263	5,458,123	5,464,716	7,387,936	7,111,961
41. South Carolina	SC	L	3,749,048	3,370,863	2,821,566	2,937,512	4,970,662	3,157,304
42. South Dakota	SD	L	441,127	1,113,462	380,017	820,933	705,024	1,111,110
43. Tennessee	TN	L	15,768,952	19,115,011	9,522,170	16,472,026	13,987,765	15,770,009
44. Texas	TX	L	71,134,943	92,695,072	45,954,676	61,402,490	59,632,269	47,918,597
45. Utah	UT	L	2,404,414	2,835,529	3,125,432	1,848,646	3,021,174	4,385,746
46. Vermont	VT	L	2,257,139	2,359,556	1,341,184	1,705,097	1,542,590	1,397,169
47. Virginia	VA	L	9,294,611	9,549,084	4,515,604	5,226,467	6,567,992	5,557,028
48. Washington	WA	L	22,408,319	16,482,172	14,403,250	12,059,414	17,594,780	17,324,451
49. West Virginia	WV	L	1,642,709	1,637,648	618,710	1,525,383	680,236	969,620
50. Wisconsin	WI	L	4,194,321	5,846,094	4,102,564	5,811,291	8,848,597	11,375,821
51. Wyoming	WY	L	1,983,336	2,704,119	1,799,048	1,427,845	2,049,446	2,690,576
52. American Samoa	AS	N						
53. Guam	GU	N						
54. Puerto Rico	PR	N						
55. U.S. Virgin Islands	VI	N						
56. Northern Mariana Islands	MP	N						
57. Canada	CAN	N						
58. Aggregate Other Alien	OT	XXX						
59. Totals	XXX		741,104,190	748,640,659	466,080,728	562,578,974	757,273,284	759,575,844
DETAILS OF WRITE-INS								
58001.	XXX							
58002.	XXX							
58003.	XXX							
58998. Summary of remaining write-ins for Line 58 from overflow page	XXX							
58999. Totals (Lines 58001 through 58003 plus 58998)(Line 58 above)	XXX							

(a) Active Status Counts:

- 1. L - Licensed or Chartered - Licensed insurance carrier or domiciled RRG..... 49
- 2. R - Registered - Non-domiciled RRGs.....
- 3. E - Eligible - Reporting entities eligible or approved to write surplus lines in the state (other than their state of domicile - see DSLI).....
- 4. Q - Qualified - Qualified or accredited reinsurer.....
- 5. D - Domestic Surplus Lines Insurer (DSLII) - Reporting entities authorized to write surplus lines in the state of domicile.....
- 6. N - None of the above - Not allowed to write business in the state..... 8

SCHEDULE Y - INFORMATION CONCERNING ACTIVITIES OF INSURER
MEMBERS OF FARMERS INSURANCE GROUP
PART 1 - ORGANIZATIONAL CHART

Company	FEIN	NAIC	Domiciled	Ownership	%
10433 Ella Blvd, LLC	83-0877980	N/A	DE	Mid-Century Insurance Company	100.00000
11930 Narcoossee Road, LLC	82-3606914	N/A	DE	Mid-Century Insurance Company	100.00000
12225 NE 60th Way, LLC	86-3957205	N/A	DE	Truck Insurance Exchange	100.00000
14001 Rosencrans Avenue, LLC	84-2794277	N/A	DE	Farmers Insurance Exchange	100.00000
145 Great Road, LLC	81-4674724	N/A	DE	Mid-Century Insurance Company	100.00000
17885 Von Karman, LLC	47-3820947	N/A	CA	Farmers Insurance Exchange	100.00000
201 Railroad Ave, LLC	82-2860816	N/A	DE	Farmers Insurance Exchange	100.00000
21st Century Casualty Company	95-4136306	36404	CA	21st Century Insurance Group	100.00000
21st Century Centennial Insurance Company	23-2044095	34789	PA	Mid-Century Insurance Company	100.00000
21st Century Insurance and Financial Services, Inc.	51-0283170	N/A	DE	Mid-Century Insurance Company	100.00000
21st Century Insurance Company	95-2565072	12963	CA	21st Century Insurance Group	100.00000
21st Century Insurance Group	95-1935264	N/A	DE	Mid-Century Insurance Company	100.00000
21st Century North America Insurance Company	13-3333609	32220	NY	Mid-Century Insurance Company	100.00000
21st Century Pinnacle Insurance Company	13-3922232	10710	NJ	21st Century North America Insurance Company	100.00000
21st Century Premier Insurance Company	22-1721971	20796	PA	21st Century Centennial Insurance Company	100.00000
2475 Mill Center Parkway, LLC	92-1475501	N/A	DE	Farmers Insurance Exchange	100.00000
280 Riverside Parkway, LLC	92-1508649	N/A	DE	Farmers Insurance Exchange	100.00000
3049 East Washburn Road, LLC	88-4349711	N/A	DE	Farmers Insurance Exchange	100.00000
3195 East Washburn Road, LLC	92-1207495	N/A	DE	Farmers Insurance Exchange	100.00000
384 Santa Trinita Ave LLC	81-0741455	N/A	DE	Fire Insurance Exchange	100.00000
4345 Hamilton Mill Road, LLC	92-1554532	N/A	DE	Farmers Insurance Exchange	100.00000
475 Riverside Parkway, LLC	92-1590378	N/A	DE	Mid-Century Insurance Company	100.00000
6671-6675 North Macarthur Blvd, LLC	82-4386531	N/A	DE	Mid-Century Insurance Company	100.00000
American Federation Insurance Company	86-0812982	10245	TX	21st Century Insurance Group	100.00000
American Pacific Insurance Company, Inc.	13-3953213	10805	HI	Farmers Insurance Hawaii, Inc.	100.00000
Bristol West Casualty Insurance Company	34-1893500	11034	OH	Coast National Insurance Company	100.00000
Bristol West Holdings, Inc.	13-3994449	N/A	DE	Farmers Insurance Exchange	42.00000
Bristol West Holdings, Inc.	13-3994449	N/A	DE	Fire Insurance Exchange	3.75000
Bristol West Holdings, Inc.	13-3994449	N/A	DE	Truck Insurance Exchange	6.75000
Bristol West Holdings, Inc.	13-3994449	N/A	DE	Mid-Century Insurance Company	47.50000
Bristol West Insurance Company	38-1865162	19658	OH	Coast National Insurance Company	100.00000
Bristol West Insurance Services of California, Inc.	65-0880876	N/A	CA	Bristol West Holdings, Inc.	100.00000
Bristol West Insurance Services, Inc. of Florida	65-0616769	N/A	FL	Bristol West Holdings, Inc.	100.00000
Bristol West Preferred Insurance Company	86-1174452	12774	MI	Bristol West Holdings, Inc.	100.00000
BWIS of Nevada, Inc.	65-0919338	N/A	NV	Bristol West Holdings, Inc.	100.00000
Civic Property and Casualty Company	95-4528269	10315	CA	Fire Insurance Exchange	80.00000
Civic Property and Casualty Company	95-4528269	10315	CA	Truck Insurance Exchange	20.00000
Coast National General Agency, Inc.	76-0543593	N/A	TX	Bristol West Holdings, Inc.	100.00000
Coast National Holding Company	33-0246699	N/A	CA	Bristol West Holdings, Inc.	100.00000
Coast National Insurance Company	33-0246701	25089	CA	Coast National Holding Company	100.00000
Economy Fire & Casualty Company	36-1022580	22926	IL	Farmers Property and Casualty Insurance Company	100.00000
Economy Preferred Insurance Company	36-3027848	38067	IL	Economy Fire & Casualty Company	100.00000
Economy Premier Assurance Company	36-3105737	40649	IL	Economy Fire & Casualty Company	100.00000
Exact Property and Casualty Company	95-4528266	10318	CA	Fire Insurance Exchange	80.00000
Exact Property and Casualty Company	95-4528266	10318	CA	Truck Insurance Exchange	20.00000
Farmers Casualty Insurance Company	05-0393243	40169	RI	Farmers Property and Casualty Insurance Company	100.00000
Farmers Direct Property and Casualty Insurance Company	23-1903575	25321	RI	Farmers Property and Casualty Insurance Company	100.00000
Farmers Financial Solutions, LLC	77-0530616	N/A	NV	FFS Holding, LLC	100.00000
Farmers Group Property and Casualty Insurance Company	13-2915260	34339	RI	Farmers Property and Casualty Insurance Company	100.00000
Farmers Insurance Company of Arizona	95-2626387	21598	AZ	Farmers Insurance Exchange	70.00000
Farmers Insurance Company of Arizona	95-2626387	21598	AZ	Truck Insurance Exchange	20.00000
Farmers Insurance Company of Arizona	95-2626387	21598	AZ	Fire Insurance Exchange	10.00000
Farmers Insurance Company of Idaho	95-2626385	21601	ID	Farmers Insurance Exchange	80.00000
Farmers Insurance Company of Idaho	95-2626385	21601	ID	Fire Insurance Exchange	6.70000
Farmers Insurance Company of Idaho	95-2626385	21601	ID	Truck Insurance Exchange	13.30000
Farmers Insurance Company of Oregon	95-2655893	21636	OR	Farmers Insurance Exchange	80.00000
Farmers Insurance Company of Oregon	95-2655893	21636	OR	Truck Insurance Exchange	20.00000
Farmers Insurance Company of Washington	95-2655894	21644	WA	Fire Insurance Exchange	80.00000
Farmers Insurance Company of Washington	95-2655894	21644	WA	Truck Insurance Exchange	20.00000
Farmers Insurance Company, Inc.	48-0609012	21628	KS	Farmers Insurance Exchange	90.00000
Farmers Insurance Company, Inc.	48-0609012	21628	KS	Fire Insurance Exchange	10.00000
Farmers Insurance Exchange	95-2575893	21652	CA	Interinsurance Exchange (See Note 1)	
Farmers Insurance Hawaii, Inc.	22-2640040	28487	HI	Mid-Century Insurance Company	100.00000
Farmers Insurance of Columbus, Inc.	31-0956373	36889	OH	Farmers Insurance Exchange	100.00000
Farmers Lloyds, Inc.	05-0476998	N/A	TX	Farmers Property and Casualty Insurance Company	100.00000
Farmers Lloyds Insurance Company of Texas	75-2483187	13938	TX	Farmers Lloyds, Inc. (see Note 10)	
Farmers New Century Insurance Company	36-4165395	10806	IL	Illinois Farmers Insurance Company	100.00000
Farmers Property and Casualty Insurance Company	13-2725441	26298	RI	Farmers Insurance Exchange	80.00000
Farmers Property and Casualty Insurance Company	13-2725441	26298	RI	Truck Insurance Exchange	10.00000
Farmers Property and Casualty Insurance Company	13-2725441	26298	RI	Fire Insurance Exchange	10.00000
Farmers Services Insurance Agency	95-6048990	N/A	CA	Truck Insurance Exchange	100.00000
Farmers Specialty Insurance Company	59-2326047	43699	MI	Foremost Insurance Company Grand Rapids, Michigan	100.00000
Farmers Texas County Mutual Insurance Company	74-1067657	24392	TX	County Mutual Company (See Note 2)	
FCOA, LLC	27-0342907	N/A	DE	Foremost Insurance Company Grand Rapids, Michigan	100.00000
FFS Holding, LLC	77-0530617	N/A	NV	Mid-Century Insurance Company	100.00000
Fire Insurance Exchange	95-6235715	21660	CA	Interinsurance Exchange (See Note 3)	
Foremost County Mutual Insurance Company	38-1721730	29254	TX	County Mutual Company (See Note 4)	
Foremost Express Insurance Agency, Inc.	38-2505922	N/A	MI	FCOA, LLC	100.00000
Foremost Insurance Company Grand Rapids, Michigan	38-1407533	11185	MI	Farmers Insurance Exchange	80.00000
Foremost Insurance Company Grand Rapids, Michigan	38-1407533	11185	MI	Fire Insurance Exchange	10.00000
Foremost Insurance Company Grand Rapids, Michigan	38-1407533	11185	MI	Truck Insurance Exchange	10.00000
Foremost Lloyds of Texas	75-1779175	41688	TX	Lloyds Company (See Note 5)	
Foremost Property and Casualty Insurance Company	35-1604635	11800	MI	Foremost Insurance Company Grand Rapids, Michigan	100.00000
Foremost Signature Insurance Company	38-2430150	41513	MI	Foremost Insurance Company Grand Rapids, Michigan	100.00000
GP, LLC	65-1142050	N/A	DE	Bristol West Holdings, Inc.	100.00000
Hawaii Insurance Consultants, Ltd.	99-0083322	N/A	HI	Mid-Century Insurance Company	100.00000
Illinois Farmers Insurance Company	36-2661515	21679	IL	Farmers Insurance Exchange	100.00000
Insurance Data Systems, G.P.	65-0881673	N/A	FL	Bristol West Holdings, Inc.	99.90000
Insurance Data Systems, G.P.	65-0881673	N/A	FL	GP, LLC	0.10000
MC Maple Tree, LLC	85-2377860	N/A	DE	Mid-Century Insurance Company	100.00000
Mid-Century Insurance Company	95-6016640	21687	CA	Farmers Insurance Exchange	80.00000
Mid-Century Insurance Company	95-6016640	21687	CA	Fire Insurance Exchange	10.00000
Mid-Century Insurance Company	95-6016640	21687	CA	Truck Insurance Exchange	10.00000
Mid-Century Insurance Company of Texas	74-2448744	28673	TX	Farmers Insurance Exchange	100.00000
Neighborhood Spirit Property and Casualty Company	95-4528264	10317	CA	Fire Insurance Exchange	80.00000
Neighborhood Spirit Property and Casualty Company	95-4528264	10317	CA	Truck Insurance Exchange	20.00000
Northwest Distribution Center Apopka Road, LLC	93-3089898	N/A	DE	Farmers Insurance Exchange	100.00000
Security National Insurance Company	65-0109120	33120	FL	Bristol West Holdings, Inc.	100.00000
Texas Farmers Insurance Company	94-1663548	21695	TX	Farmers Insurance Exchange	86.28000
Texas Farmers Insurance Company	94-1663548	21695	TX	Mid Century Insurance Company	13.72000
Toggle Insurance Company	13-3551577	44245	DE	Mid-Century Insurance Company	100.00000
Toggle Services, LLC	83-3256280	N/A	DE	Toggle Insurance Company	100.00000

**SCHEDULE Y - INFORMATION CONCERNING ACTIVITIES OF INSURER
MEMBERS OF FARMERS INSURANCE GROUP
PART 1 - ORGANIZATIONAL CHART**

Company	FEIN	NAIC	Domiciled	Ownership	%
Truck Insurance Exchange	95-2575892	21709	CA	Interinsurance Exchange (See Note 6)	

The following are Zurich Insurance Group entities within NAIC Group Code "0212" and are not included in Farmers Insurance Group within NAIC Group Code "0069"

**SCHEDULE Y - INFORMATION CONCERNING ACTIVITIES OF INSURER
MEMBERS OF ZURICH INSURANCE GROUP
PART 1 - ORGANIZATIONAL CHART**

Company	FEIN	NAIC	Domiciled	Ownership	%
3PZ Holdings, LLC	88-2246655	N/A	DE	ZSF/Dallas Tower LLC	63.77000
Access Franchise Management Limited		N/A	GBR	Zurich Assurance Ltd	100.00000
ACN 000 141 051 Ltd.		N/A	AUS	Zurich Financial Services Australia Limited	100.00000
Afterland Limited		N/A	GBR	Zurich Assurance Ltd	100.00000
AG Haus der Wirtschaft		N/A	CHE	Zurich Versicherungs-Gesellschaft AG	8.16327
Allied Dunbar Assurance plc		N/A	GBR	Zurich Financial Services (UKISA) Nominees Limited	100.00000
Allied Dunbar Financial Services Limited		N/A	GBR	Allied Dunbar Assurance plc	100.00000
Allied Dunbar Provident plc		N/A	GBR	Allied Dunbar Assurance plc	100.00000
Allied Zurich Holdings Limited		N/A	JEY	Zurich Versicherungs-Gesellschaft AG	100.00000
Allied Zurich Limited		N/A	GBR	Zurich Insurance Group Ltd.	100.00000
American Guaratee and Liability Insurance Company	36-6071400	26247	NY	Zurich American Insurance Company	100.00000
American Zurich Insurance Company	36-3141762	40142	IL	Steadfast Insurance Company	100.00000
Applyhere Pty Ltd		N/A	AUS	Davidson Trahaire Holding Pty Ltd	100.00000
Ashdale Land and Property Company Limited		N/A	GBR	Zurich Insurance plc	100.00000
Asistbras S/A Assistência ao Viajante		N/A	BRA	Travel Ace Internacional de Servicios S.A.	65.00000
Assistancee Online HK Ltd		N/A	HKG	Assistancee Online HK Ltd	0.00000
Assistancee Online HK Ltd		N/A	HKG	Assistancee Online Pte. Ltd	100.00000
Assistancee Online Pte. Ltd		N/A	SGP	Customer Care Assistance Pty Ltd	100.00000
ASTIS Holdings Limited		N/A	AUS	Cover-More Finance Pty Limited	100.00000
Aust Office 1, LLC	36-4851720	N/A	DE	Zurich American Insurance Company	100.00000
autoSense AG		N/A	CHE	Zürich Versicherungs-Gesellschaft AG	33.33000
Ballykilliane Holdings Limited		N/A	IRL	Zurich Insurance plc	100.00000
Bansabadell Pensiones, E.G.F.P, S.A.		N/A	ESP	Zurich Vida, Compañía de Seguros y Reaseguros, S.A. - Societ	50.00000
Bansabadell Seguros Generales, S.A. de Seguros y Reaseguros		N/A	ESP	Zurich Versicherungs-Gesellschaft AG	50.00000
Bansabadell Servicios Auxiliares De Seguros, S.L.		N/A	ESP	Bansabadell Seguros Generales, S.A. de Seguros y Reaseguros	100.00000
Bansabadell Vida S.A. de Seguros y Reaseguros		N/A	ESP	Zurich Vida, Compañía de Seguros y Reaseguros, S.A. - Societ	50.00000
Benefit Finance Partners, L.L.C.		N/A	DE	Zurich Benefit Finance LLC	50.00000
BFP Securities LLC	13-4097988	N/A	DE	Benefit Finance Partners, L.L.C.	100.00000
Bloomington Office LP		N/A	DE	Zurich Structured Finance, Inc.	99.00000
Bloomington Office MGP Manager, Inc		N/A	DE	Zurich Structured Finance, Inc.	100.00000
Bloomington Office MGP, LLC		N/A	DE	Bloomington Office MGP Manager, Inc	1.00000
Bloomington Office MGP, LLC		N/A	DE	Zurich Structured Finance, Inc.	99.00000
Blue Insurance Australia Pty Ltd		N/A	AUS	Blue Insurance Limited	100.00000
Blue Insurance Limited		N/A	IRL	Cover-More Australia Pty Ltd	97.61000
Blue Marble Micro Limited		N/A	GBR	Zürich Versicherungs-Gesellschaft AG	100.00000
Blue Marble Microinsurance, Inc.		N/A	DE	Blue Marble Micro Limited	100.00000
Bonus Pensionskassen Aktiengesellschaft		N/A	AUT	Zurich Versicherungs-Aktiengesellschaft	87.50000
BONUS Vorsorgekasse AG		N/A	AUT	Zurich Versicherungs-Aktiengesellschaft	50.00000
BOS Apt 1, LLC	47-2289489	N/A	DE	Zurich American Insurance Company	100.00000
BOS Apt 2, LLC	47-2445859	N/A	DE	Zurich American Insurance Company	100.00000
BOS Office 3, LLC	47-2483669	N/A	DE	Farmers New World Life Insurance Company	100.00000
BOS Office 4, LLC	37-1849541	N/A	DE	Zurich American Insurance Company	100.00000
BOS Retail 1, LLC	47-4684158	N/A	DE	Zurich American Insurance Company	100.00000
Boxx Cyber Services Middle East Ltd		N/A	ARE	Boxx Insurance Inc.	100.00000
Boxx Insurance Inc.		N/A	CAN	Zürich Versicherungs-Gesellschaft AG	33.33333
Boxx Insurance LLC	87-3332812	N/A	FL	Boxx Insurance Inc.	100.00000
Boxx Services PTE Limited		N/A	SGP	Boxx Insurance Inc.	100.00000
Boxx Solutions LLC		N/A	FL	Boxx Insurance LLC	100.00000
Bristlecourt Limited		N/A	GBR	Zurich Assurance Ltd	100.00000
brokerbusiness.ch AG		N/A	CHE	Zürich Versicherungs-Gesellschaft AG	25.00000
Cayley Aviation Ltd.		N/A	BMU	Zurich Insurance Company Ltd, Bermuda Branch	100.00000
Celta Assistance SL		N/A	ESP	Universal Assistance S.A.	100.00000
Centre Group Holdings (U.S.) Limited	13-4038482	N/A	DE	Zurich Structured Finance, Inc.	100.00000
Centre Insurance Company	13-2653231	34649	DE	Centre Solutions (U.S.) Limited	100.00000
Centre Life Insurance Company	04-1589940	80896	MA	Centre Solutions (U.S.) Limited	100.00000
Centre Reinsurance (U.S.) Limited	AA-3190673	N/A	BMU	Centre Group Holdings (U.S.) Limited	100.00000
Centre Solutions (Bermuda) Limited		N/A	BMU	Zurich Finance Company Ltd	100.00000
Centre Solutions (U.S.) Limited	AA-3190822	N/A	BMU	Centre Group Holdings (U.S.) Limited	100.00000
Charlotte Industrial 2, LLC	32-0616217	N/A	DE	Farmers New World Life Insurance Company	100.00000
Charlotte Industrial 3, LLC	88-0601732	N/A	DE	Farmers New World Life Insurance Company	100.00000
Charlotte Office 1, LLC	30-1113235	N/A	DE	Zurich American Insurance Company	100.00000
CHI APT 1, LLC	38-3988749	N/A	DE	Zurich American Insurance Company	100.00000
CHI IND 1, LLC	47-4429730	N/A	DE	Farmers New World Life Insurance Company	100.00000
CHI IND 6, LLC	87-2430690	N/A	DE	Farmers New World Life Insurance Company	100.00000
Chilena Consolidada Seguros de Vida S.A.		N/A	CHL	Inversiones Suizo Chilena S.A.	98.97703
Chilena Consolidada Seguros Generales S.A.	AA-2280100	N/A	CHL	Chilena Consolidada Seguros de Vida S.A.	7.40525
Chilena Consolidada Seguros Generales S.A.	AA-2280100	N/A	CHL	Inversiones Suizo Chilena S.A.	82.73165
COFITEM-COFIMUR		N/A	FRA	Zurich Versicherungs-Gesellschaft AG	12.40521
Colonial American Casualty and Surety Company	52-1096670	34347	IL	Fidelity and Deposit Company of Maryland	100.00000
Concisa Vorsorgeberatung und Management AG		N/A	AUT	Bonus Pensionskassen Aktiengesellschaft	100.00000
Concourse Skelmersdale Limited		N/A	GBR	Zurich Financial Services (UKISA) Limited	100.00000
Cover-More (NZ) Limited		N/A	NZL	Cover-More Australia Pty Ltd	100.00000
Cover-More Asia Pte. Ltd		N/A	SGP	Travel Assist Pty Limited	100.00000
Cover-More Australia Pty Ltd		N/A	AUS	Cover-More Holdings Pty Ltd	100.00000
Cover-More Finance Pty Limited		N/A	AUS	Cover-More Group Limited	100.00000
Cover-More Group Limited		N/A	AUS	Zurich Travel Solutions Pty Limited	100.00000
Cover-More Holdings Pty Ltd		N/A	AUS	Travel Assist Pty Limited	100.00000
Cover-More Holdings USA Inc.		N/A	DE	Travel Assist Pty Limited	100.00000
Cover-More Inc.		N/A	DE	Cover-More Holdings USA Inc.	100.00000
Cover-More Insurance Services Limited		N/A	GBR	Cover-More Australia Pty Ltd	100.00000
Cover-More Insurance Services Pty Ltd		N/A	AUS	Travel Assist Pty Limited	100.00000
CREC (Bloomington) Lender, LLC		N/A	DE	Zurich Structured Finance, Inc.	0.00000
CREC (Dallas) Lender, LLC	87-4778868	N/A	DE	Zurich Structured Finance, Inc.	100.00000
CREC (Florence), LLC		N/A	DE	Zurich Structured Finance, Inc.	100.00000
CREC (Las Vegas), LLC		N/A	DE	Zurich Structured Finance, Inc.	100.00000
CREC (Sioux Falls) Lender, LLC		N/A	DE	Zurich Structured Finance, Inc.	100.00000
CREC (Sioux Falls) Owner, LLC		N/A	DE	Zurich Structured Finance, Inc.	100.00000
CREC (Sioux Falls), LLC		N/A	DE	Zurich Structured Finance, Inc.	100.00000
Customer Care Assistance Pty Ltd		N/A	AUS	Customer Care Holdings Pty Ltd	100.00000
Customer Care Holdings Pty Ltd		N/A	AUS	Travel Assist Pty Limited	100.00000
Customer Care Pty Ltd		N/A	AUS	Customer Care Holdings Pty Ltd	100.00000
DA Deutsche Allgemeine Versicherung Aktiengesellschaft		N/A	DEU	Zürich Beteiligungs-Aktiengesellschaft (Deutschland)	100.00000
Dallas Office MGP Manager, Inc.		N/A	DE	Zurich Structured Finance, Inc.	100.00000
Dallas Office MGP, LLC		N/A	DE	Dallas Office MGP Manager, Inc.	1.00000
Dallas Office MGP, LLC		N/A	DE	Zurich Structured Finance, Inc.	99.00000
Dallas Tower LP		N/A	DE	Zurich Structured Finance, Inc.	99.00000
Davidson Trahaire Corpsych (Singapore) Pte. Limited		N/A	SGP	DTC Bidco Pty Ltd	100.00000
Davidson Trahaire Corpsych Pty Ltd		N/A	AUS	Applyhere Pty Ltd	35.00000
Davidson Trahaire Corpsych Pty Ltd		N/A	AUS	Davidson Trahaire Holding Pty Ltd	65.00000
Davidson Trahaire Holding Pty Ltd		N/A	AUS	DTC Australia Pty Ltd	100.00000
DB Vita S.A.		N/A	LUX	Deutscher Herold Aktiengesellschaft	25.00000
DC Retail 1, LLC	82-2833981	N/A	DE	Farmers New World Life Insurance Company	100.00000

**SCHEDULE Y - INFORMATION CONCERNING ACTIVITIES OF INSURER
MEMBERS OF ZURICH INSURANCE GROUP
PART 1 - ORGANIZATIONAL CHART**

Company	FEIN	NAIC	Domiciled	Ownership	%
DEN Industrial 1, LLC	84-3610066	N/A	DE	Farmers New World Life Insurance Company	100.00000
DEN Industrial 2, LLC		N/A	DE	Zurich American Insurance Company	100.00000
Dentolo Deutschland GmbH		N/A	DEU	Zürich Beteiligungs-Aktiengesellschaft (Deutschland)	100.00000
Deutsche Zurich Pensiones, Entidad Gestora de Fondos de Pens		N/A	ESP	Zurich Vida, Compañía de Seguros y Reaseguros, S.A. - Sociod	50.00000
Deutscher Herold Aktiengesellschaft		N/A	DEU	Zurich Beteiligungs-Aktiengesellschaft (Deutschland)	79.82639
Deutscher Pensionsfonds Aktiengesellschaft		N/A	DEU	Deutscher Herold Aktiengesellschaft	74.90000
Deutsches Institut für Altersvorsorge GmbH		N/A	DEU	Deutscher Herold Aktiengesellschaft	22.00000
DIG GmbH		N/A	DEU	Digital Insurance Group B.V.	100.00000
DTC Australia Pty Ltd		N/A	AUS	DTC Bidco Pty Ltd	100.00000
DTC Bidco Pty Ltd		N/A	AUS	DTC Holdco Pty Ltd	100.00000
DTC Holdco Pty Ltd		N/A	AUS	ASTIS Holdings Limited	100.00000
DTC NZ Bidco Limited		N/A	NZL	DTC Bidco Pty Ltd	100.00000
Dunbar Assets Ireland		N/A	IRL	ZCM Asset Holding Company (Bermuda) Limited	0.00000
Dunbar Assets Ireland		N/A	IRL	Zurich Finance Company Ltd	0.03664
Dusfal S.A.		N/A	URY	Zürich Versicherungs-Gesellschaft AG	100.00000
Eagle Star (Leasing) Limited		N/A	GBR	Zurich Assurance Ltd	100.00000
Eagle Star European Life Assurance Company Limited		N/A	IRL	Zurich Life Assurance plc	100.00000
Eagle Star Group Services Limited		N/A	GBR	Eagle Star Holdings Limited	100.00000
Eagle Star Holding Company of Ireland		N/A	IRL	Zurich Assurance Ltd	0.00100
Eagle Star Holding Company of Ireland		N/A	IRL	Zurich Assurance Ltd	99.99900
Eagle Star Holdings Limited		N/A	GBR	Zurich Financial Services (UKISA) Limited	100.00000
EcoHub AG		N/A	CHE	Zürich Versicherungs-Gesellschaft AG	6.16371
Edilspettacolo SRL		N/A	ITA	Zurich Insurance Company Ltd - Rappresentanza Generale per I	35.71233
Empire Fire and Marine Insurance Company	47-6022701	21326	IL	Zurich American Insurance Company	100.00000
Empire Indemnity Insurance Company	73-6091717	21334	OK	Zurich American Insurance Company	100.00000
Employee Services Limited		N/A	GBR	Allied Dunbar Financial Services Limited	100.00000
Endsleigh Financial Services Limited		N/A	GBR	Zurich Holdings (UK) Limited	100.00000
Endsleigh Pension Trustee Limited		N/A	GBR	Zurich Holdings (UK) Limited	100.00000
Eritage S.A.		N/A	URY	Zürich Versicherungs-Gesellschaft AG	100.00000
ES Plympton Nominee 1 Limited		N/A	GBR	Zurich Assurance Ltd	100.00000
ES Plympton Nominee 2 Limited		N/A	GBR	Zurich Assurance Ltd	100.00000
Euclid KY Annex, LP		N/A	DE	Zurich Structured Finance, Inc.	99.00000
Euclid Office LP		N/A	DE	Zurich Structured Finance, Inc.	99.00000
Euclid Warehouses LP		N/A	DE	Zurich Structured Finance, Inc.	99.00000
Euroamérica Administradora General de Fondos S.A		N/A	CHL	Chilena Consolidada Seguros de Vida S.A.	100.00000
Extremus Versicherung-Aktiengesellschaft		N/A	DEU	Zurich Insurance plc Niederlassung für Deutschland	5.00000
Farmers Family Fund	45-3561769	N/A	CA	Farmers Group, Inc.	100.00000
Farmers General Insurance Agency, Inc.	95-3003951	N/A	RI	FIG Leasing Co, Inc.	100.00000
Farmers Group, Inc.	95-0725935	N/A	NV	Zurich Insurance Group Ltd.	12.10000
Farmers Group, Inc.	95-0725935	N/A	NV	Zurich Versicherungs-Gesellschaft AG	87.90000
Farmers Life Insurance Company of New York	46-4261000	N/A	NY	Farmers New World Life Insurance Company	100.00000
Farmers New World Life Insurance Company	91-0335750	63177	WA	Farmers Group, Inc.	100.00000
Farmers Reinsurance Company	95-4650862	10873	CA	Farmers Group, Inc.	100.00000
Farmers Services Corporation		N/A	NV	Farmers Group, Inc.	100.00000
Farmers Underwriters Association		N/A	CA	Farmers Group, Inc.	100.00000
Fidelity and Deposit Company of Maryland	13-3046577	39306	IL	Zurich American Insurance Company	100.00000
FIG Holding Company		N/A	CA	Farmers Group, Inc.	100.00000
FIG Leasing Co., Inc.		N/A	CA	Farmers Group, Inc.	100.00000
Fire Underwriters Association	95-2670247	N/A	CA	Farmers Group, Inc.	100.00000
Fitsense Insurance Services Pty Ltd		N/A	AUS	Travel Assist Pty Limited	100.00000
Futuro de Bolivia S.A. Administradora de Fondos de Pensiones		N/A	BOL	Zurich Boliviana Seguros Personales S.A.	8.42193
Futuro de Bolivia S.A. Administradora de Fondos de Pensiones		N/A	BOL	Zurich South America Invest AB	71.57801
FX Insurance Agency Hawaii, LLC	83-1572480	N/A	HI	FIG Leasing Co., Inc.	100.00000
FX Insurance Agency, LLC	35-2281892	N/A	DE	FIG Leasing Co., Inc.	100.00000
General Surety & Guarantee Co Limited		N/A	GBR	Zurich Insurance Company (U.K.) Limited	100.00000
Groveswood Property Holdings Limited		N/A	GBR	Eagle Star Holdings Limited	100.00000
H4B Humboldtthafen Einheitsgesellschaft GmbH&Co.KG		N/A	DEU	REX-ZDHL S.C.S. SICAV-SIF	94.90000
Halo Holdco Limited		N/A	GBR	Cover-More Australia Pty Ltd	100.00000
Halo Holdco Limited		N/A	GBR	Zürich Versicherungs-Gesellschaft AG	0.00000
Halo Insurance Services Limited		N/A	GBR	Halo Holdco Limited	100.00000
Halo Insurance Services Pty Ltd		N/A	AUS	Halo Insurance Services Limited	100.00000
Hawkcentral Limited		N/A	GBR	Zurich Assurance Ltd	100.00000
Healthsite Proprietary Limited		N/A	ZAF	Zürich Versicherungs-Gesellschaft AG	100.00000
Healthlogix Pty Ltd		N/A	AUS	Insite Holdings Pty Ltd	100.00000
Healthlogix Tecnologia Eireli		N/A	BRA	Healthlogix Pty Ltd	100.00000
Herengracht Investments B.V		N/A	DEU	RE Curve Holding B.V.	100.00000
HOU IND 1, LLC	46-2975161	N/A	DE	Zurich American Insurance Company	100.00000
HOU IND 2, LLC	46-2984834	N/A	DE	Zurich American Insurance Company	100.00000
HOU IND 3, LLC		N/A	DE	Zurich American Insurance Company	100.00000
Independence Center Realty L.P.		N/A	DE	Philadelphia Investor, LLC	89.00000
INNATE, Inc.		N/A	DC	Cover-More Holdings USA Inc.	100.00000
Insite Holdings Pty Ltd		N/A	AUS	Zürich Versicherungs-Gesellschaft AG	100.00000
INTEGRA Versicherungsdienst GmbH		N/A	AUT	Zurich Versicherungs-Aktiengesellschaft	100.00000
Intelligent Technologies OÜ		N/A	EST	Zürich Versicherungs-Gesellschaft AG	100.00000
International Travel Assistance S.A.		N/A	PAN	Zürich Versicherungs-Gesellschaft AG	55.00000
Inversiones Suizo Chilena S.A.		N/A	CHL	Inversiones Suizo-Argentina S.A.	0.00100
Inversiones Suizo Chilena S.A.		N/A	CHL	Zurich Versicherungs-Gesellschaft AG	99.99900
Inversiones Suizo-Argentina S.A.		N/A	ARG	Zurich Lebensversicherungs-Gesellschaft AG	5.00400
Inversiones Suizo-Argentina S.A.		N/A	ARG	Zurich Versicherungs-Gesellschaft AG	94.99600
Inversiones ZS America Dos Limitada		N/A	CHL	Inversiones ZS America SpA	100.00000
Inversiones ZS America SpA		N/A	CHL	Zurich Santander Insurance America, S.L.	100.00000
Inversiones ZS America Tres SpA		N/A	CHL	Zurich Santander Insurance America, S.L.	100.00000
Irish National Insurance Company p.l.c.		N/A	IRL	Zurich Insurance plc	99.99999
Isis S.A.		N/A	ARG	Inversiones Suizo-Argentina S.A.	60.50140
Isis S.A.		N/A	ARG	Zurich Versicherungs-Gesellschaft AG	39.49860
Karvat Cover-More Assist. Pvt Ltd.		N/A	IND	Cover-More Asia Pte. Ltd	100.00000
Kennet Road 1 UK Limited		N/A	GBR	Zurich Assurance Ltd	100.00000
Kennet Road 2 UK Limited		N/A	GBR	Zurich Assurance Ltd	100.00000
Klare Corredora de Seguros S.A.		N/A	CHL	Zurich Insurance Mobile Solutions AG	49.90000
Komparu B.V.		N/A	NLD	Digital Insurance Group B.V.	100.00000
Kono Insurance Limited		N/A	HKG	Zurich Versicherungs-Gesellschaft AG	100.00000
Kraft Lake Insurance Agency, Inc.	38-2336672	N/A	MI	FIG Leasing Co, Inc.	100.00000
LA Apt. 1, LLC	88-1615240	N/A	DE	Zurich American Insurance Company	100.00000
LA Industrial 1, LLC	36-4877375	N/A	DE	Zurich American Insurance Company	100.00000
La Industrial 2, LLC	85-3842785	N/A	DE	Farmers New World Life Insurance Company	100.00000
LA Industrial 4, LLC	88-3063378	N/A	DE	Zurich American Insurance Company	100.00000
LA Retail 1 LLC	47-1325180	N/A	DE	Zurich American Insurance Company	100.00000
Manon Vision Co., Ltd.		N/A	THA	Centre Solutions (Bermuda) Limited	0.00057
Manon Vision Co., Ltd.		N/A	THA	Zurich Finance Company Ltd	0.00066
Manon Vision Co., Ltd.		N/A	THA	Zurich Versicherungs-Gesellschaft AG	99.99877
Mapfre Yaşam Sigorta A.Ş.		N/A	TUR	Zurich Sigorta A.S.	99.77778
MEATPACKING B.V.		N/A	NLD	Rock Inne Vastgoed B.V.	100.00000

**SCHEDULE Y - INFORMATION CONCERNING ACTIVITIES OF INSURER
MEMBERS OF ZURICH INSURANCE GROUP
PART 1 - ORGANIZATIONAL CHART**

Company	FEIN	NAIC	Domiciled	Ownership	%
Medidata AG		N/A	CHE	Zurich Versicherungs-Gesellschaft AG	8.85180
MI Administrators, LLC		N/A	DE	FIG Leasing Co., Inc.	100.00000
MIAMI INDUSTRIAL 1, LLC	30-0947450	N/A	DE	Zurich American Insurance Company	100.00000
Miami Industrial 2, LLC	81-3346909	N/A	DE	Farmers New World Life Insurance Company	100.00000
Miami Office 2, LLC	38-4002060	N/A	DE	Zurich American Insurance Company	100.00000
MIAMI OFFICE 3, LLC	35-2567170	N/A	DE	Zurich American Insurance Company	100.00000
Miami Retail 1, LLC	61-1852255	N/A	DE	Zurich American Insurance Company	100.00000
Minas Brasil Promotora de Servicos S/A		N/A	BRA	Zurich Minas Brasil Seguros S.A.	100.00000
MSP APT 1, LLC	30-1003542	N/A	DE	Zurich American Insurance Company	100.00000
Nashville Apt. 1, LLC	87-1630047	N/A	DE	Zurich American Insurance Company	0.00000
Nashville Office 1, LLC	30-1004249	N/A	DE	Zurich American Insurance Company	100.00000
Navigators and General Insurance Company Limited		N/A	GBR	Zurich Insurance plc	100.00000
Nearhealth Limited		N/A	GBR	Zurich Assurance Ltd	100.00000
NY Industrial 1, LLC	30-1071415	N/A	DE	Zurich American Insurance Company	100.00000
Oak Underwriting plc		N/A	GBR	Zurich Holdings (UK) Limited	100.00000
OnePath General Insurance Pty Limited		N/A	AUS	Zurich Financial Services Australia Limited	100.00000
OnePath Life Australia Holdings Pty Ltd		N/A	AUS	Zurich Financial Services Australia Limited	100.00000
OnePath Life Limited		N/A	AUS	OnePath Life Australia Holdings Pty Ltd	100.00000
Orange Stone Company		N/A	IRL	Zurich Finance Company AG	100.00000
Orion Rechtsschutz-Versicherung AG		N/A	CHE	Zurich Versicherungs-Gesellschaft AG	78.00000
Parcelgate Limited		N/A	GBR	Zurich Assurance Ltd	100.00000
Perils AG		N/A	CHE	Zurich Versicherungs-Gesellschaft AG	11.11111
Perunsel S.A.		N/A	URY	Zürich Versicherungs-Gesellschaft AG	60.00000
PFS Pension Fund Services AG		N/A	CHE	Zürich Versicherungs-Gesellschaft AG	18.43333
Philly Office 1, LLC	35-2553880	N/A	DE	Zurich American Insurance Company	100.00000
Philly Office Land, LLC	87-1553300	N/A	DE	Zurich American Insurance Company	100.00000
POR Apt 1, LLC	47-1392591	N/A	DE	Zurich American Insurance Company	100.00000
POR Apt 2, LLC	47-4067157	N/A	DE	Zurich American Insurance Company	100.00000
Prime Corporate Psychology Pty Ltd		N/A	AUS	DTC Bidco Pty Ltd	100.00000
Protektor Lebensversicherungs-AG		N/A	DEU	Zurich Deutscher Herold Lebensversicherung Aktiengesellschaft	5.15838
PT Asuransi Adira Dinamika Tbk		N/A	IDN	Zürich Versicherungs-Gesellschaft AG	98.48794
PT Zurich Insurance Indonesia	AA-5360007	N/A	IDN	Zürich Rückversicherungs-Gesellschaft AG	1.56878
PT Zurich Insurance Indonesia	AA-5360007	N/A	IDN	Zurich Versicherungs-Gesellschaft AG	97.09134
PT Zurich Topas Life		N/A	IDN	Zurich Versicherungs-Gesellschaft AG	80.00000
Qover		N/A	BEL	Zürich Versicherungs-Gesellschaft AG	21.26000
Raleigh Office 2, LLC	88-3031830	N/A	DE	Farmers New World Life Insurance Company	100.00000
RE Curve Holding B.V.		N/A	DEU	Zurich Deutscher Herold Lebensversicherung Aktiengesellschaft	100.00000
Real Garant Espana S.L.		N/A	ESP	Real Garant GmbH Garantiesysteme	100.00000
Real Garant GmbH Garantiesysteme		N/A	DEU	Real Garant Versicherung Aktiengesellschaft	100.00000
Real Garant Versicherung Aktiengesellschaft		N/A	DEU	Zurich Beteiligungs-Aktiengesellschaft (Deutschland)	100.00000
REX Baume S.C.I		N/A	FRA	REX Holding France	100.00000
REX Holding France		N/A	FRA	REX OPPCI Fonds	100.00000
REX Holding S.a.r.l.		N/A	LUX	REX-ZDHL S.C.S. SICAV-SIF	100.00000
REX Mauchamps		N/A	FRA	REX Holding France	100.00000
REX Vilette		N/A	FRA	REX Holding France	0.00000
REX-Aurea-ZDHL S.C.S.		N/A	LUX	REX-ZDHL GP S.à r.l.	100.00000
REX-De Baak B.V.		N/A	NLD	REX Holding S.à r.l.	100.00000
REX-Germany-ZDHL S.C.S		N/A	LUX	REX-ZDHL S.C.S. SICAV-SIF	95.24000
REX-Humboldthafen Verwaltungs GmbH		N/A	DEU	REX-ZDHL S.C.S. SICAV-SIF	100.00000
REX-Spain-ZDHL S.L.		N/A	ESP	Zurich Deutscher Herold Lebensversicherung Aktiengesellschaft	100.00000
REX-The East S.à.r.l		N/A	LUX	REX-ZDHL S.C.S. SICAV-SIF	94.80000
REX-ZDHL GP S.a.r.l.		N/A	LUX	Zurich Deutscher Herold Lebensversicherung Aktiengesellschaft	100.00000
REX-ZDHL S.C.S. SICAV-SIF		N/A	LUX	Zurich Deutscher Herold Lebensversicherung Aktiengesellschaft	100.00000
Rock Inne Vastgoed B.V.		N/A	NLD	REX Holding S.à.r.l.	100.00000
Rokin 21 B.V.		N/A	NLD	Roxana Vastgoed B.V.	100.00000
Rokin 49 B.V.		N/A	NLD	Rock Inne Vastgoed B.V.	100.00000
Roxana Vastgoed B.V.		N/A	NLD	REX Holding S.à.r.l.	100.00000
Rural Community Insurance Company	41-1375004	39039	MN	Zurich American Insurance Company	100.00000
San Diego Retail 1, LLC	61-1791237	N/A	DE	Zurich American Insurance Company	100.00000
Santander Rio Seguros S.A.		N/A	ARG	Inversiones ZS America SpA	4.00000
Santander Rio Seguros S.A.		N/A	ARG	Zurich Santander Insurance America, S.L.	96.00000
Santander Seguros Sociedad Anónima		N/A	URY	Zurich Santander Insurance America, S.L.	100.00000
Saudi National Insurance Company		N/A	BHR	Zurich Insurance Company Ltd (Bahrain Branch)	5.00000
SEA APARTMENT 2, LLC	46-3060914	N/A	DE	Zurich American Insurance Company	100.00000
Serviaide, S.A. - Sociedad Unipersonal		N/A	ESP	AIDE Asistencia Seguros y Reaseguros, S.A. - Sociedad Uniper	100.00000
Servizurich S.A. - Sociedad Unipersonal		N/A	ESP	Zurich Insurance plc. Sucursal en Espana	100.00000
SF Apt 1, LLC	47-1153493	N/A	DE	Zurich American Insurance Company	100.00000
SpearTip International, LLC		N/A	IL	SpearTip, LLC	100.00000
Special Insurance Services, Inc.	75-2195089	N/A	IL	Zurich American Insurance Company	100.00000
Speigelhof Vastgoed B.V.		N/A	DEU	RE Curve Holding B.V.	100.00000
Springboard Health and Performance Pty Ltd		N/A	AUS	DTC Bidco Pty Ltd	100.00000
Springworks International AB		N/A	SWE	autoSense AG	50.00000
Steadfast Insurance Company	52-0981481	26387	IL	Zurich American Insurance Company	100.00000
Stratos Limited		N/A	NZL	DTC NZ Bidco Limited	100.00000
Swiss Insurance Management (Hong Kong) Limited		N/A	HKG	Zurich Services (Hong Kong) Limited	0.49505
Swiss Insurance Management (Hong Kong) Limited		N/A	HKG	Zurich Insurance Holdings (Hong Kong) Limited	99.50495
TDG Tele Dienste GmbH		N/A	DEU	Zurich Beteiligungs-Aktiengesellschaft (Deutschland)	100.00000
Tennyson Insurance Limited		N/A	GBR	Zurich Holdings (UK) Limited	100.00000
The Liverpool Reversionary Company Limited		N/A	GBR	Zurich Legacy Solutions Services (UK) Limited	100.00000
The Zurich Services Corporation	36-3839542	N/A	IL	Zurich Holding Company of America, Inc.	100.00000
TopReport Schadenbesichtigungs GmbH		N/A	AUT	Zurich Versicherungs-Aktiengesellschaft	14.28571
Travel Ace Chile S.A.		N/A	CHL	Travel Ace Internacional de Servicios S.A.	1.00000
Travel Ace Chile S.A.		N/A	CHL	Zürich Versicherungs-Gesellschaft AG	99.00000
Travel Ace Internacional de Servicios S.A.		N/A	URY	Zürich Versicherungs-Gesellschaft AG	100.00000
Travel Assist Pty Limited		N/A	AUS	ASTIS Holdings Limited	100.00000
Travel Insurance Partners Pty Ltd		N/A	AUS	Travel Assist Pty Limited	100.00000
Travel Insurance Services Canada Inc.		N/A	CAN	World Travel Protection Canada Inc.	100.00000
Travelex Insurance Services Limited		N/A	DE	Cover-More Holdings USA Inc.	100.00000
Truck Underwriters Association	95-2670330	N/A	CA	Farmers Group, Inc.	100.00000
Turegum Immobilien AG		N/A	CHE	Zurich Versicherungs-Gesellschaft AG	100.00000
UA Assistance S.A. de C.V.		N/A	MEX	Travel Ace Internacional de Servicios S.A.	0.00000
UA Assistance S.A. de C.V.		N/A	MEX	Zürich Versicherungs-Gesellschaft AG	100.00000
Universal Assistance S.A.		N/A	ARG	World Wide Assistance S.A.	92.71000
Universal Assistance S.A.		N/A	ARG	Zürich Versicherungs-Gesellschaft AG	7.29000
Universal Assistance S.A.		N/A	URY	Zürich Versicherungs-Gesellschaft AG	100.00000
Universal Travel Assistance S.A.S.		N/A	COL	Zürich Versicherungs-Gesellschaft AG	100.00000
Universal Underwriters Insurance Company	43-1249228	41181	IL	Zurich American Insurance Company	100.00000
Universal Underwriters of Texas Insurance Company	36-3139101	40843	IL	Universal Underwriters Insurance Company	100.00000
Universal Underwriters Service Corporation	43-1269296	N/A	MO	Zurich Holding Company of America, Inc.	100.00000
Universal Assistance Inc.		N/A	FL	Universal Assistance S.A.	0.00000
Vehicle Dealer Solutions, Inc.	26-1282208	N/A	FL	Zurich Holding Company of America, Inc.	100.00000
Western Star Insurance Services, Inc.	74-1593853	N/A	TX	FIG Leasing Co, Inc.	100.00000

**SCHEDULE Y - INFORMATION CONCERNING ACTIVITIES OF INSURER
MEMBERS OF ZURICH INSURANCE GROUP
PART 1 - ORGANIZATIONAL CHART**

Company	FEIN	NAIC	Domiciled	Ownership	%
Winn-Dixie MGP Manager, Inc.		N/A	DE	Zurich Structured Finance, Inc.	100.00000
Wohnen H3B Humboldthafen GmbH&Co.KG		N/A	DEU	REX-ZDHL S.C.S. SICAV-SIF	94.90000
World Travel Protection Canada Inc.		N/A	CAN	Zurich Canadian Holdings Limited	100.00000
World Wide Assistance S.A.		N/A	ARG	Zürich Versicherungs-Gesellschaft AG	100.00000
Z flex Gesellschaft für Personaldienstleistungen mbH		N/A	DEU	Zurich Beteiligungs-Aktiengesellschaft (Deutschland)	100.00000
ZCM (U.S.) Limited		N/A	DE	Zurich Finance Company Ltd	100.00000
ZCM Asset Holding Company (Bermuda) Limited		N/A	BMU	Zurich Finance Company Ltd	100.00000
ZFUS Services, LLC	20-5900744	N/A	DE	Zurich Holding Company of America, Inc.	100.00000
ZGEE14 Limited		N/A	GBR	Zurich Legacy Solutions Services (UK) Limited	100.00000
ZLS Aseguradora de Colombia S.A		N/A	COL	Zürich Lebensversicherungs-Gesellschaft AG	4.43000
ZLS Aseguradora de Colombia S.A		N/A	COL	Zürich Versicherungs-Gesellschaft AG	95.00000
ZNA Services, LLC	02-0802795	N/A	DE	ZFUS Services, LLC	100.00000
ZPC Capital Limited		N/A	GBR	Zurich Holdings (UK) Limited	100.00000
ZSF / Office KY, LLC		N/A	DE	Euclid Office LP	100.00000
ZSF / Office NV, LLC		N/A	DE	Euclid Office LP	100.00000
ZSF KY Annex, LLC		N/A	DE	Euclid KY Annex, LP	100.00000
ZSF/Bloomington, LLC		N/A	DE	Bloomington Office LP	100.00000
ZSF/C1 MGP Manager, Inc		N/A	DE	Zurich Structured Finance, Inc.	100.00000
ZSF/C1 MGP, LLC		N/A	DE	ZSF/C1 MGP Manager, Inc	1.00000
ZSF/C1 MGP, LLC		N/A	DE	Zurich Structured Finance, Inc.	99.00000
ZSF/C2 MGP Manager, Inc		N/A	DE	Zurich Structured Finance, Inc.	100.00000
ZSF/C2 MGP, LLC		N/A	DE	ZSF/CF2 MGP Manager, Inc.	1.00000
ZSF/C2 MGP, LLC		N/A	DE	Zurich Structured Finance, Inc.	99.00000
ZSF/Dallas Tower, LLC		N/A	DE	Dallas Tower LP	100.00000
ZSF/WD Fitzgerald, LLC		N/A	DE	Euclid Warehouses LP	100.00000
ZSF/WD Hammond, LLC		N/A	DE	Euclid Warehouses LP	100.00000
ZSF/WD Jacksonville, LLC		N/A	DE	Euclid Warehouses LP	100.00000
ZSG Kfz-ZulassungsservicegesmbH		N/A	AUT	Zurich Versicherungs-Aktiengesellschaft	33.33333
Zurich - Companhia de Seguros Vida S.A.		N/A	PRT	Zurich Finanz-Gesellschaft AG	0.00100
Zurich - Companhia de Seguros Vida S.A.		N/A	PRT	Zurich Investments Life S.p.A.	0.00100
Zurich - Companhia de Seguros Vida S.A.		N/A	PRT	Zurich Lebensversicherungs-Gesellschaft AG	99.99600
Zurich - Companhia de Seguros Vida S.A.		N/A	PRT	Zurich Versicherungs-Gesellschaft AG	0.00100
Zurich - Companhia de Seguros Vida S.A.		N/A	PRT	Zurich Vida, Compañía de Seguros y Reaseguros, S.A. - Societ	0.00100
Zurich (Scotland) Limited Partnership		N/A	GBR	Zurich General Partner (Scotland) Ltd	100.00000
Zurich Advice Network Limited		N/A	GBR	Allied Dunbar Assurance plc	100.00000
Zurich AFIN Mexico, S.A. DE C.V.		N/A	MEX	Zurich Compania de Sefuros, S.A.	0.00200
Zurich AFIN Mexico, S.A. DE C.V.		N/A	MEX	Zurich Versicherungs-Gesellschaft AG	99.99800
Zurich Agency Services Inc.	04-3126497	N/A	MA	Zurich Holding Company of America, Inc.	100.00000
Zurich Alternative Asset Management, LLC	86-1164252	N/A	DE	Zurich Holding Company of America, Inc.	100.00000
Zurich America Latina Serviços Brasil Ltda.		N/A	BRA	Zurich Lebensversicherungs-Gesellschaft AG	0.01000
Zurich America Latina Serviços Brasil Ltda.		N/A	BRA	Zurich Versicherungs-Gesellschaft AG	99.99000
Zurich American Insurance Company	36-4233459	16535	NY	Zurich Holding Company of America, Inc.	100.00000
Zurich American Insurance Company of Illinois	36-2781080	27855	IL	American Zurich Insurance Company	100.00000
Zurich American Life Insurance Company	36-3050975	90557	IL	Zurich Holding Company of America, Inc.	100.00000
Zurich American Life Insurance Company of New York	27-4746162	14178	NY	Zurich American Life Insurance Company.	100.00000
Zurich Argentina Cia. de Seguros S.A.		N/A	ARG	Inversiones Suizo-Argentina S.A.	55.46140
Zurich Argentina Cia. de Seguros S.A.	AA-2130022	N/A	ARG	Zurich Versicherungs-Gesellschaft AG	44.53611
Zurich Argentina Compania de Seguros de Retiro S.A.	AA-2130022	N/A	ARG	Zurich Argentina Cia. de Seguros S.A.	46.64193
Zurich Argentina Compania de Seguros de Retiro S.A.		N/A	ARG	Zurich Versicherungs-Gesellschaft AG	53.35807
Zurich Aseguradora Argentina S.A.		N/A	ARG	Zürich Versicherungs-Gesellschaft AG	99.90000
Zurich Aseguradora Mexicana, S.A. de C.V.		N/A	MEX	Zürich Lebensversicherungs-Gesellschaft AG	0.00000
Zurich Aseguradora Mexicana, S.A. de C.V.		N/A	MEX	Zürich Versicherungs-Gesellschaft AG	100.00000
Zurich Asset Management Gerente de Fondos Comunes de Inversi		N/A	ARG	Inversiones Suizo-Argentina S.A.	89.99990
Zurich Asset Management Gerente de Fondos Comunes de Inversi		N/A	ARG	Isis S.A.	10.00010
Zurich Assurance Ltd		N/A	GBR	Eagle Star Holdings Limited	100.00000
Zurich Assure Australia Pty Limited		N/A	AUS	Zurich Financial Services Australia Limited	100.00000
Zurich Australia Limited		N/A	AUS	Zurich Financial Services Australia Limited	100.00000
Zurich Australian Insurance Limited	AA-1930995	N/A	AUS	Zurich Financial Services Australia Limited	100.00000
Zurich Australian Insurance Properties Pty Limited		N/A	AUS	Zurich Australia Limited	40.00000
Zurich Australian Insurance Properties Pty Limited		N/A	AUS	Zurich Australian Insurance Limited	60.00000
Zurich Australian Property Holdings Pty Ltd		N/A	AUS	Zürich Versicherungs-Gesellschaft AG	100.00000
Zurich Bank International Limited		N/A	GBR	Dunbar Assets Ireland	100.00000
Zurich Benefit Finance LLC	13-4186554	N/A	DE	Zurich Holding Company of America, Inc.	100.00000
Zurich Beteiligungs-Aktiengesellschaft (Deutschland)		N/A	DEU	Zurich IT Service AG Niederlassung für Deutschland	82.61672
Zurich Beteiligungs-Aktiengesellschaft (Deutschland)		N/A	DEU	Zurich Leben Service AG Niederlassung für Deutschland	17.38328
Zurich Brasil Capitalizacao S.A		N/A	BRA	Zurich Versicherungs-Gesellschaft AG	100.00000
Zurich Brasil Companhia de Seguros		N/A	BRA	Zurich Minas Brasil Seguros S.A.	100.00000
Zurich Building Control Services Limited		N/A	GBR	Zurich Holdings (UK) Limited	100.00000
Zurich Canadian Holdings Limited		N/A	CAN	Zurich Insurance Company Ltd, Canadian Branch	68.81942
Zurich Canadian Holdings Limited		N/A	CAN	Zurich Versicherungs-Gesellschaft AG	31.18058
Zurich Commercial Services (Europe) GmbH		N/A	DEU	Zürich Beteiligungs-Aktiengesellschaft (Deutschland)	100.00000
Zurich Community Trust (UK) Limited		N/A	GBR	Zurich Financial Services (UKISA) Limited	50.00000
Zurich Community Trust (UK) Limited		N/A	GBR	Zurich Financial Services (UKISA) Nominees Limited	50.00000
Zurich Compania de Reaseguros Argentina S.A.		N/A	ARG	Inversiones Suizo-Argentina S.A.	95.00000
Zurich Compania de Reaseguros Argentina S.A.		N/A	ARG	Zurich Versicherungs-Gesellschaft AG	5.00000
Zurich Compania de Seguros, S.A.		N/A	MEX	Zurich Versicherungs-Gesellschaft AG	99.88280
Zurich Corredora de Bolsa S.A.		N/A	CHL	Inversiones Suizo Chilena S.A.	99.00030
Zurich Corredora de Bolsa S.A.		N/A	CHL	Zurich Investments Chile S.A.	0.99970
Zurich Customer Active Management, d.o.o.		N/A	SVN	Zürich Versicherungs-Gesellschaft AG	100.00000
Zurich CZI Management Holding Ltd.	36-4412924	N/A	DE	Zurich Global Investment Management Inc.	100.00000
Zurich Deutscher Herold Lebensversicherung Aktiengesellschaft		N/A	DEU	Deutscher Herold Aktiengesellschaft	67.54030
Zurich Deutscher Herold Lebensversicherung Aktiengesellschaft		N/A	DEU	Zurich Beteiligungs-Aktiengesellschaft (Deutschland)	32.45970
Zurich E&S Insurance Brokerage, Inc.	95-4773780	N/A	CA	Zurich American Insurance Company	100.00000
Zurich Employment Services Limited		N/A	GBR	Zurich Financial Services (UKISA) Limited	100.00000
Zurich Engineering Inspection Services Ireland Limited		N/A	IRL	Zurich Insurance plc	100.00000
Zurich Eurolife S.A.		N/A	LUX	Zurich Lebensversicherungs-Gesellschaft AG	90.00000
Zurich Eurolife S.A.		N/A	LUX	Zurich Versicherungs-Gesellschaft AG	10.00000
Zurich F&I Reinsurance T&C Limited	AA-0053640	N/A	TCA	Universal Underwriters Service Corporation	99.99950
Zurich F&I Reinsurance T&C Limited	AA-0053640	N/A	TCA	Zurich Agency Services Inc.	0.00050
Zurich Fianzas Mexico, S.A.DE C.V.		N/A	MEX	Zurich Versicherungs-Gesellschaft AG	100.00000
Zurich Finance (Australia) Limited		N/A	AUS	Zürich Versicherungs-Gesellschaft AG	100.00000
Zurich Finance (Ireland) DAC		N/A	IRL	Zürich Versicherungs-Gesellschaft AG	100.00000
Zurich Finance (Ireland) II DAC		N/A	IRL	Zürich Versicherungs-Gesellschaft AG	100.00000
Zurich Finance (UK) plc		N/A	GBR	Zurich Financial Services (UKISA) Limited	99.99800
Zurich Finance (UK) plc		N/A	GBR	Zurich Financial Services (UKISA) Nominees Limited	0.00200
Zurich Finance Company Ltd		N/A	CHE	Zurich Versicherungs-Gesellschaft AG	100.00000
Zurich Financial Services (Isle of Man) Group Services Limit		N/A	GBR	Zurich Versicherungs-Gesellschaft AG	100.00000
Zurich Financial Services (Isle of Man) Holdings Limited		N/A	GBR	Zurich Versicherungs-Gesellschaft AG	100.00000
Zurich Financial Services (Isle of Man) Insurance Manager Lt		N/A	GBR	Zurich Versicherungs-Gesellschaft AG	100.00000
Zurich Financial Services (UKISA) Limited		N/A	GBR	Allied Zurich Holdings Limited	90.31559
Zurich Financial Services (UKISA) Limited		N/A	GBR	Zurich Insurance plc	9.68441
Zurich Financial Services (UKISA) Nominees Limited		N/A	GBR	Zurich Financial Services (UKISA) Limited	100.00000

**SCHEDULE Y - INFORMATION CONCERNING ACTIVITIES OF INSURER
MEMBERS OF ZURICH INSURANCE GROUP
PART 1 - ORGANIZATIONAL CHART**

Company	FEIN	NAIC	Domiciled	Ownership	%
Zurich Financial Services Australia Limited	AA-1930995	N/A	AUS	Zurich Versicherungs-Gesellschaft AG	100.00000
Zurich Financial Services EUB Holdings Limited		N/A	IRL	Zurich Ins Group	0.08333
Zurich Financial Services EUB Holdings Limited		N/A	IRL	Zurich Insurance Group Ltd.	99.91667
Zurich Financial Services UK Pension Trustee Limited		N/A	GBR	Zurich Financial Services (UKISA) Limited	99.00000
Zurich Finanz-Gesellschaft AG		N/A	CHE	Zurich Versicherungs-Gesellschaft AG	100.00000
Zurich General Insurance (Hong Kong) Limited		N/A	HKG	Zurich Insurance Company Ltd, Hong Kong Branch	100.00000
Zurich General Insurance Company (China) Limited		N/A	CHN	Zurich Versicherungs-Gesellschaft AG	100.00000
Zurich General Insurance Malaysia Berhad		N/A	MYS	Zürich Versicherungs-Gesellschaft AG	100.00000
Zurich General Partner (Scotland) Ltd		N/A	GBR	Allied Zurich Holdings Limited	100.00000
Zurich General Takaful Malaysia Berhad		N/A	MYS	Zurich Holdings Malaysia Berhad	100.00000
Zurich GL Servicios Mexico, S.A. de C.V.		N/A	MEX	Zurich Compania de Seguros, S.A.	5.00000
Zurich GL Servicios Mexico, S.A. de C.V.		N/A	MEX	Zurich Vida, Compañía de Seguros, S.A.	95.00000
Zurich Global Corporate UK Limited		N/A	GBR	Zurich Holdings (UK) Limited	100.00000
Zurich Global Investment Management Inc.	04-3729755	N/A	DE	Zurich Holding Company of America, Inc.	100.00000
Zurich Global Ventures MGA Solutions (SA)		N/A	BEL	Zürich Versicherungs-Gesellschaft AG	100.00000
Zurich Global, Ltd.	AA-3190947	N/A	BMU	Zurich Holding Company of America, Inc.	100.00000
Zurich Group Pension Services (UK) Ltd		N/A	GBR	Zurich Assurance Ltd	100.00000
Zurich GSG Limited		N/A	GBR	Zurich GSH Limited	100.00000
Zurich GSH Limited		N/A	GBR	Zurich Holdings (UK) Limited	100.00000
Zurich Holding Company of America, Inc.	36-3096373	N/A	DE	Zurich Versicherungs-Gesellschaft AG	100.00000
Zurich Holding Ireland Limited		N/A	IRL	Zurich Versicherungs-Gesellschaft AG	100.00000
Zurich Holdings (UK) Limited		N/A	GBR	Zurich Versicherungs-Gesellschaft AG	100.00000
Zurich Immobilien (Deutschland) AG & Co. KG		N/A	DEU	Zurich Immobilien-treuhand (Deutschland) GmbH	0.00000
Zurich Immobilien Liegenschaftsverwaltungs-GesmbH		N/A	AUT	Zurich Versicherungs-Gesellschaft AG	100.00000
Zurich Immobilien-treuhand (Deutschland) GmbH		N/A	DEU	Zurich Deutscher Herold Lebensversicherung Aktiengesellschaft	100.00000
Zurich Insurance Company (U.K.) Limited		N/A	GBR	Zurich Versicherungs-Gesellschaft AG	100.00000
Zurich Insurance Company Escritorio de Representacao no Bras		N/A	BRA	Zurich Versicherungs-Gesellschaft AG	100.00000
Zurich Insurance Company Ltd., Representative Office Buenos Aires		N/A	ARG	Zurich Versicherungs-Gesellschaft AG	100.00000
Zurich Insurance Group Ltd.		N/A	CHE	Board of Directors	
Zurich Insurance Holdings (Hong Kong) Limited		N/A	HKG	Zurich Versicherungs-Gesellschaft AG	100.00000
Zurich Insurance Malaysia Berhad		N/A	MYS	Zurich Versicherungs-Gesellschaft AG	100.00000
Zurich Insurance plc	AA-1780059	N/A	IRL	Zurich Beteiligungs-Aktiengesellschaft (Deutschland)	25.07428
Zurich Insurance plc	AA-1780059	N/A	IRL	Zurich Holding Ireland Limited	70.40509
Zurich Insurance plc	AA-1780059	N/A	IRL	Zurich Insurance Company Ltd - Rappresentanza Generale per I	4.52063
Zurich Insurance plc, Representative Office Buenos Aires		N/A	ARG	Zurich Insurance plc	100.00000
Zurich Intermediary Group Limited		N/A	GBR	Zurich Financial Services (UKISA) Limited	99.99900
Zurich Intermediary Group Limited		N/A	GBR	Zurich Financial Services (UKISA) Nominees Limited	0.00100
Zurich International (UK) Limited	AA-1120018	N/A	GBR	Zurich Holdings (UK) Limited	100.00000
Zurich International Life Limited		N/A	GBR	Zurich Versicherungs-Gesellschaft AG	100.00000
Zurich International Pensions Administration Limited		N/A	IMN	Zurich International Life Limited	100.00000
Zurich Invest AG		N/A	CHE	Zurich Versicherungs-Gesellschaft AG	100.00000
Zurich Investment Management Limited		N/A	AUS	Zurich Australia Limited	100.00000
Zurich Investment Services Limited		N/A	BMU	Zurich Finance Company Ltd	100.00000
Zurich Investments Life S.p.A.		N/A	ITA	Zurich Insurance Company Ltd - Rappresentanza Generale per I	100.00000
ZURICH IRELAND MASTER TRUSTEE DESIGNATED ACTIVITY COMPANY		N/A	IRL	Zurich Life Assurance plc	100.00000
Zurich Italy S.p.A.		N/A	ITA	Zürich Versicherungs-Gesellschaft AG	100.00000
Zurich JVCompany Servicios Mexico, S.A. DE C.V.		N/A	MEX	Zurich Santander Seguros Mexico, S.A.	99.99800
Zurich JVCompany Servicios Mexico, S.A. DE C.V.		N/A	MEX	Zurich Vida, Compania de Seguros, S.A.	0.00200
Zurich Kunden Center GmbH		N/A	DEU	Zurich Beteiligungs-Aktiengesellschaft (Deutschland)	100.00000
Zurich Latin America Corporation	26-0530367	N/A	FL	Zurich Holding Company of America, Inc.	100.00000
Zurich Latin America Holding S.L. - Sociedad Unipersonal		N/A	ESP	Zurich Lebensversicherungs-Gesellschaft AG	100.00000
Zurich Latin American Services S.A.		N/A	ARG	Inversiones Suizo-Argentina S.A.	6.32000
Zurich Latin American Services S.A.		N/A	ARG	Zurich Versicherungs-Gesellschaft AG	93.68000
Zurich Lebensversicherungs-Gesellschaft AG		N/A	CHE	Zurich Versicherungs-Gesellschaft AG	100.00000
Zurich Legacy Solutions Services (UK) Limited		N/A	GBR	Zurich Versicherungs-Gesellschaft AG	100.00000
Zurich Life Assurance plc		N/A	IRL	Zurich Holding Ireland Limited	100.00000
Zurich Life Insurance (Hong Kong) Limited		N/A	HKG	Zürich Versicherungs-Gesellschaft AG	100.00000
Zurich Life Insurance Company Ltd., Representative office Buenos Aires		N/A	ARG	Zurich Lebensversicherungs-Gesellschaft AG	100.00000
Zurich Life Preparatory Japan Co. Ltd.		N/A	JPN	Zürich Lebensversicherungs-Gesellschaft AG	100.00000
Zurich LiveWell Services and Solutions AG		N/A	CHE	Zürich Versicherungs-Gesellschaft AG	100.00000
Zurich Management (Bermuda) Ltd		N/A	BMU	Zurich Versicherungs-Gesellschaft AG	100.00000
Zurich Management Services Limited		N/A	GBR	Zurich Holdings (UK) Limited	100.00000
Zurich Medical Analytics Pty Ltd		N/A	AUS	Zürich Versicherungs-Gesellschaft AG	100.00000
Zurich Minas Brasil Seguros S.A.		N/A	BRA	Zurich Versicherungs-Gesellschaft AG	100.00000
Zurich Pension Trustees Ireland Limited		N/A	IRL	Zurich Insurance plc	50.00000
Zurich Pension Trustees Ireland Limited		N/A	IRL	Zurich Trustee Services Limited	50.00000
Zurich Pension Trustees Limited		N/A	GBR	Zurich Assurance Ltd	100.00000
Zurich Pensions Management Limited		N/A	GBR	Allied Dunbar Assurance plc	100.00000
Zurich Pensionskassen-Beratung AG		N/A	CHE	Zurich Lebensversicherungs-Gesellschaft AG	100.00000
Zurich Professional Limited		N/A	GBR	Zurich Holdings (UK) Limited	100.00000
Zurich Project Finance (UK) Limited		N/A	GBR	Zürich Versicherungs-Gesellschaft AG	100.00000
Zurich Properties Pty Limited		N/A	AUS	Zurich Australia Limited	40.00056
Zurich Properties Pty Limited		N/A	AUS	Zurich Australian Insurance Limited	59.99944
Zurich Property Services Malaysia Sdn Bhd		N/A	MYS	Zurich Versicherungs-Gesellschaft AG	100.00000
Zurich Realty, Inc.	30-0165071	N/A	MD	Zurich Holding Company of America, Inc.	100.00000
Zurich Rechtsschutz-Schadensservice GmbH		N/A	DEU	Zurich Beteiligungs-Aktiengesellschaft (Deutschland)	100.00000
Zurich Resseguradora Brasil S.A.		N/A	BRA	Zurich Lebensversicherungs-Gesellschaft AG	0.00100
Zurich Resseguradora Brasil S.A.		N/A	BRA	Zurich Versicherungs-Gesellschaft AG	99.99900
Zurich Risk Management Services (India) Private Limited		N/A	IND	Zürich Rückversicherungs-Gesellschaft AG	1.00000
Zurich Risk Management Services (India) Private Limited		N/A	IND	Zurich Versicherungs-Gesellschaft AG	99.00000
Zurich Rückversicherungs-Gesellschaft AG		N/A	CHE	Zurich Versicherungs-Gesellschaft AG	100.00000
Zurich Sander Vermögensverwaltungs AG (Deutschland)		N/A	DEU	Zürich Beteiligungs-Aktiengesellschaft (Deutschland)	32.46000
Zurich Sander Vermögensverwaltungs AG (Deutschland)		N/A	DEU	Deutscher Herold Aktiengesellschaft	67.54000
Zurich Santander Brasil Odonto LTDA.		N/A	BRA	Zurich Santander Brasil Seguros e Previdência S.A.	99.00000
Zurich Santander Brasil Odonto LTDA.		N/A	BRA	Zurich Santander Brasil Seguros S.A.	1.00000
Zurich Santander Brasil Seguros e Previdência S.A.		N/A	BRA	Zurich Latin America Holding S.L. - Sociedad Unipersonal	0.22007
Zurich Santander Brasil Seguros e Previdência S.A.		N/A	BRA	Zurich Santander Holding (Spain), S.L.	99.56848
Zurich Santander Brasil Seguros S.A.		N/A	BRA	Zurich Santander Brasil Seguros e Previdência S.A.	100.00000
Zurich Santander Holding (Spain), S.L.		N/A	ESP	Zurich Santander Insurance America, S.L.	100.00000
Zurich Santander Holding Dos (Spain), S.L.		N/A	ESP	Zurich Santander Insurance America, S.L.	100.00000
Zurich Santander Insurance America, S.L.		N/A	ESP	Zurich Latin America Holding S.L. - Sociedad Unipersonal	51.00000
Zurich Santander Seguros Argentina S.A.		N/A	ARG	Inversiones ZS America SpA	4.00000
Zurich Santander Seguros Argentina S.A.		N/A	ARG	Zurich Santander Insurance America, S.L.	96.00000
Zurich Santander Seguros de Vida Chile S.A.		N/A	CHL	Inversiones ZS America Dos Limitada	99.78173
Zurich Santander Seguros de Vida Chile S.A.		N/A	CHL	Inversiones ZS America SpA	0.21827
Zurich Santander Seguros Generales Chile S.A.		N/A	CHL	Inversiones ZS America Dos Limitada	99.50540
Zurich Santander Seguros Generales Chile S.A.		N/A	CHL	Inversiones ZS America SpA	0.49460
Zurich Santander Seguros Mexico, S.A.		N/A	MEX	Inversiones ZS America SpA	0.00053
Zurich Santander Seguros Mexico, S.A.		N/A	MEX	Zurich Santander Insurance America, S.L.	99.99947
Zurich Schweiz Services AG		N/A	CHE	Zürich Versicherungs-Gesellschaft AG	100.00000
Zurich Seguros Ecuador, S.A.		N/A	ECU	Zürich Versicherungs-Gesellschaft AG	100.00000
Zurich Service GmbH		N/A	DEU	Zurich Versicherungs-Aktiengesellschaft	100.00000

**SCHEDULE Y - INFORMATION CONCERNING ACTIVITIES OF INSURER
MEMBERS OF ZURICH INSURANCE GROUP
PART 1 - ORGANIZATIONAL CHART**

Company	FEIN	NAIC	Domiciled	Ownership	%
Zurich Services (Australia) Pty Limited		N/A	AUS	Zurich Financial Services Australia Limited	100.00000
Zurich Services (Hong Kong) Limited		N/A	HKG	Zurich Insurance Holdings (Hong Kong) Limited	99.99714
Zurich Services (Hong Kong) Limited		N/A	HKG	Zürich Versicherungs-Gesellschaft AG	0.00286
Zurich Services A.I.E.		N/A	ESP	AIDE Asistencia Seguros y Reaseguros, S.A. - Sociedad Uniper	0.00100
Zurich Services A.I.E.		N/A	ESP	Bansabadell Pensiones, E.G.F.P, S.A.	0.00100
Zurich Services A.I.E.		N/A	ESP	Bansabadell Seguros Generales, S.A. de Seguros y Reaseguros	0.00100
Zurich Services A.I.E.		N/A	ESP	Bansabadell Vida S.A. de Seguros y Reaseguros	0.00100
Zurich Services A.I.E.		N/A	ESP	Zurich Insurance plc, Sucursal en Espana	97.18000
Zurich Services A.I.E.		N/A	ESP	Zurich Vida, Compañía de Seguros y Reaseguros, S.A. - Sociad	2.81600
Zurich Services Company (Pty) Ltd		N/A	AUS	Zürich Versicherungs-Gesellschaft AG	100.00000
Zurich Services US. LLC	35-2546417	N/A	DE	Farmers Group, Inc.	50.00000
Zurich Services US. LLC	35-2546417	N/A	DE	Zurich Holding Company of America, Inc.	50.00000
Zurich Servicios de Mexico, S.A. de C.V.		N/A	MEX	Zurich Vida, Compañia de Seguros, S.A.	90.00000
Zurich Servicios de Mexico, S.A. de C.V.		N/A	MEX	Zurich, Compañia de Seguros, S.A.	10.00000
ZURICH SERVICIOS DIRECTO ESPAÑA, S.L.		N/A	ESP	Zurich Insurance Mobile Solutions AG	100.00000
Zurich Servicios y Soporte México, S.A. de C.V.		N/A	MEX	Zürich Lebensversicherungs-Gesellschaft AG	0.02000
Zurich Servicios y Soporte México, S.A. de C.V.		N/A	MEX	Zürich Versicherungs-Gesellschaft AG	99.98000
Zurich Shared Services S.A.		N/A	CHL	Inversiones Suizo Chilena S.A.	99.98667
Zurich Shared Services S.A.		N/A	CHL	Zurich Investments Chile S.A.	0.01333
Zurich Sigorta A.S.		N/A	TUR	Zurich Versicherungs-Gesellschaft AG	100.00000
Zurich Small Amount and Short Term Insurance Ltd		N/A	JPN	Zürich Versicherungs-Gesellschaft AG	100.00000
Zurich South America Invest AB		N/A	SWE	Zurich Versicherungs-Gesellschaft AG	100.00000
Zurich Specialties London Limited		N/A	GBR	Zurich Holdings (UK) Limited	100.00000
Zurich Structured Finance, Inc.		N/A	DE	Zurich Finance Company Ltd	100.00000
Zurich Takaful Malaysia Berhad (ZTMB)		N/A	MYS	Zurich Versicherungs-Gesellschaft AG	100.00000
Zurich Technical and Consulting Services (Beijing) Co. Ltd.		N/A	CHN	Zurich Insurance Holdings (Hong Kong) Limited	100.00000
Zurich Technical Development (China) Limited		N/A	CHN	Zurich Insurance Holdings (Hong Kong) Limited	100.00000
Zurich Technology Malaysia Sdn Bhd		N/A	MYS	Zurich Technology Services Malaysia Sdn Bhd	100.00000
Zurich Technology Services Malaysia Sdn Bhd		N/A	MYS	Zurich Versicherungs-Gesellschaft AG	100.00000
Zurich Transitional Services Limited		N/A	GBR	Zurich Holdings (UK) Limited	100.00000
Zurich Travel Solutions Pty Limited		N/A	AUS	Zürich Versicherungs-Gesellschaft AG	100.00000
Zurich Treasury Services Limited		N/A	IRL	Zurich Financial Services EUB Holdings Limited	100.00000
Zurich Trustee Services Limited		N/A	IRL	Zurich Life Assurance plc	100.00000
Zurich UK General Employee Services Limited		N/A	GBR	Zurich UK General Services Limited	100.00000
Zurich UK General Services Limited		N/A	GBR	Zurich Holdings (UK) Limited	100.00000
Zurich Versicherungs-Aktiengesellschaft	AA-1220080	N/A	AUT	Zurich Versicherungs-Gesellschaft AG	99.98125
Zurich Versicherungs-Gesellschaft AG	AA-1460190	N/A	CHE	Zurich Insurance Group Ltd.	100.00000
Zurich Vida e Previdencia S.A.		N/A	BRA	Zurich Minas Brasil Seguros S.A.	100.00000
Zurich Vida, Compañía de Seguros y Reaseguros, S.A. - Sociad	AA-1840022	N/A	ESP	Zurich Lebensversicherungs-Gesellschaft AG	100.00000
Zurich Vida, Compañía de Seguros, S.A.	AA-2734111	N/A	MEX	Zurich Versicherungs-Gesellschaft AG	100.00000
Zurich Vorsorge-Beratungs und Vertriebs GmbH (Deutschland)		N/A	DEU	Zürich Beteiligungs-Aktiengesellschaft (Deutschland)	100.00000
Zurich Workplace Solutions (Middle East) Limited		N/A	ARE	Zurich International Life Limited	100.00000

Note 1: Farmers Insurance Exchange, formed and organized pursuant to California Insurance Code Section 1280, et seq., is owned by its policyholders. Its attorney-in-fact, Farmers Group, Inc., dba Farmers Underwriters Association, which is a subsidiary of Zurich Insurance Group Ltd. (See also Schedule Y, Part 1A)

Note 2: Farmers Texas County Mutual Insurance Company, formed and organized pursuant to Chapter 912 of the Texas Insurance Code, is managed by Farmers Group, Inc., dba Farmers Underwriters Association

Note 3: Fire Insurance Exchange, formed and organized pursuant to California Insurance Code Section 1280, et seq., is owned by its policyholders. Its attorney-in-fact, Fire Underwriters Association, which is a subsidiary of Zurich Insurance Group Ltd. (See also Schedule Y, Part 1A)

Note 4: Foremost County Mutual Insurance Company is a Texas County mutual insurance company managed by Foremost Insurance Company Grand Rapids, Michigan

Note 5: Foremost Lloyds of Texas is a Texas company managed by Foremost Insurance Company Grand Rapids, Michigan.

Note 6: Truck Insurance Exchange, formed and organized pursuant to California Insurance Code Section 1280, et seq., is owned by its policyholders. Its attorney-in-fact, Truck Underwriters Association, which is a subsidiary of Zurich Insurance Group Ltd. (See also Schedule Y, Part 1A)

Note 7: Zurich Insurance Plc operates branches in the following countries: Italy (AA-1364106), Portugal (AA-1820001), Spain (AA-1840150), and United Kingdom (AA-1780059).

Note 8: Zurich Versicherungs-Aktiengesellschaft operates a branch in Germany (AA-1340017)

Note 9: Zurich Versicherungs-Gesellschaft AG also known as Zurich Insurance Company, Ltd operates branches in the following countries: Bermuda (AA-3190825), Canada (AA-1560999), Hong Kong (AA-5324112), Ireland (AA-1780042), Japan (AA-1584115), and Singapore (AA-5760036). It also operates a management entity Alpina International (AA-1460010) in Switzerland.

Note 10: Farmers Lloyds Insurance Company of Texas is a Texas company managed by Farmers Lloyds, Inc.

STATEMENT AS OF JUNE 30, 2024 OF THE FARMERS PROPERTY AND CASUALTY INSURANCE COMPANY

SCHEDULE Y

PART 1A - DETAIL OF INSURANCE HOLDING COMPANY SYSTEM

1	2	3	4	5	6	7	8	9	10	11	12	13	14	15	16
Group Code	Group Name	NAIC Company Code	ID Number	Federal RSSD	CIK	Name of Securities Exchange if Publicly Traded (U.S. or International)	Names of Parent, Subsidiaries Or Affiliates	Domiciliary Location	Relationship to Reporting Entity	Directly Controlled by (Name of Entity/Person)	Type of Control (Ownership, Board, Management, Attorney-in-Fact, Influence, Other)	If Control is Ownership Provide Percentage	Ultimate Controlling Entity(ies)/Person(s)	Is an SCA Filing Required? (Yes/No)	*
		00000	83-0877980				10433 Ella Blvd, LLC	DE	NIA	Mid-Century Insurance Company	Ownership	100.000	Farmers Insurance Exchange	NO	
		00000	82-3606914				11930 Narcoossee Road, LLC	DE	NIA	Mid-Century Insurance Company	Ownership	100.000	Farmers Insurance Exchange	NO	
		00000	86-3957205				12225 NE 60th Way, LLC	DE	NIA	Truck Insurance Exchange	Ownership	100.000	Farmers Insurance Exchange	NO	
		00000	84-2794277				14001 Rosencrans Avenue, LLC	DE	NIA	Farmers Insurance Exchange	Ownership	1.000	Farmers Insurance Exchange	NO	
		00000	81-4674724				145 Great Road, LLC	DE	NIA	Mid-Century Insurance Company	Ownership	100.000	Farmers Insurance Exchange	NO	
		00000	47-3820947				17885 Von Karman, LLC	CA	NIA	Farmers Insurance Exchange	Ownership	100.000	Farmers Insurance Exchange	NO	
		00000	82-2860816				201 Railroad Ave, LLC	DE	NIA	Farmers Insurance Exchange	Ownership	100.000	Farmers Insurance Exchange	NO	
0069	Farmers Insurance Group	36404	95-4136306				21st Century Casualty Company	CA	IA	21st Century Insurance Group	Ownership	100.000	Farmers Insurance Exchange	NO	
0069	Farmers Insurance Group	34789	23-2044095				21st Century Centennial Insurance Company	PA	IA	Mid-Century Insurance Company	Ownership	100.000	Farmers Insurance Exchange	NO	
		00000	51-0283170				21st Century Insurance and Financial Services, Inc.	DE	NIA	Mid-Century Insurance Company	Ownership	100.000	Farmers Insurance Exchange	YES	
0069	Farmers Insurance Group	12963	95-2565072				21st Century Insurance Company	CA	IA	21st Century Insurance Group	Ownership	100.000	Farmers Insurance Exchange	NO	
		00000	95-1935264				21st Century Insurance Group	DE	NIA	Mid-Century Insurance Company	Ownership	100.000	Farmers Insurance Exchange	YES	
0069	Farmers Insurance Group	32220	13-3333609				21st Century North America Insurance Company	NY	IA	Mid-Century Insurance Company	Ownership	100.000	Farmers Insurance Exchange	NO	
0069	Farmers Insurance Group	10710	13-3922232				21st Century Pinnacle Insurance Company	NJ	IA	Company	Ownership	100.000	Farmers Insurance Exchange	NO	
0069	Farmers Insurance Group	20796	22-1721971				21st Century Premier Insurance Company	PA	IA	21st Century Centennial Insurance Company	Ownership	100.000	Farmers Insurance Exchange	NO	
		00000	92-1475501				2475 Mill Center Parkway, LLC	DE	NIA	Farmers Insurance Exchange	Ownership	100.000	Farmers Insurance Exchange	NO	
		00000	92-1508649				280 Riverside Parkway, LLC	DE	NIA	Farmers Insurance Exchange	Ownership	100.000	Farmers Insurance Exchange	NO	
		00000	88-4349711				3049 East Washburn Road, LLC	DE	NIA	Farmers Insurance Exchange	Ownership	100.000	Farmers Insurance Exchange	NO	
		00000	92-1207495				3195 East Washburn Road, LLC	DE	NIA	Farmers Insurance Exchange	Ownership	100.000	Farmers Insurance Exchange	NO	
		00000	81-0741455				384 Santa Trinita Ave, LLC	DE	NIA	Fire Insurance Exchange	Ownership	100.000	Farmers Insurance Exchange	NO	
		00000	92-1554532				4345 Hamilton Mill Road, LLC	DE	NIA	Farmers Insurance Exchange	Ownership	100.000	Farmers Insurance Exchange	NO	
		00000	92-1590378				475 Riverside Parkway, LLC	DE	NIA	Mid-Century Insurance Company	Ownership	100.000	Farmers Insurance Exchange	NO	
		00000	42-4386531				6671-6675 North Macarthur Blvd, LLC	DE	NIA	Mid-Century Insurance Company	Ownership	100.000	Farmers Insurance Exchange	NO	
0069	Farmers Insurance Group	10245	86-0812982				American Federation Insurance Company	TX	IA	21st Century Insurance Group	Ownership	100.000	Farmers Insurance Exchange	NO	
0069	Farmers Insurance Group	10805	13-3953213				American Pacific Insurance Company, Inc.	HI	IA	Farmers Insurance Hawaii, Inc.	Ownership	100.000	Farmers Insurance Exchange	NO	
0069	Farmers Insurance Group	11034	34-1893500				Bristol West Casualty Insurance Company	OH	IA	Coast National Insurance Company	Ownership	100.000	Farmers Insurance Exchange	NO	
		00000	13-3994449				Bristol West Holdings, Inc.	DE	NIA	Farmers Insurance Exchange	Ownership	42.000	Farmers Insurance Exchange	YES	
		00000	13-3994449				Bristol West Holdings, Inc.	DE	NIA	Fire Insurance Exchange	Ownership	3.750	Farmers Insurance Exchange	YES	
		00000	13-3994449				Bristol West Holdings, Inc.	DE	NIA	Truck Insurance Exchange	Ownership	6.750	Farmers Insurance Exchange	YES	
		00000	13-3994449				Bristol West Holdings, Inc.	DE	NIA	Mid-Century Insurance Company	Ownership	47.500	Farmers Insurance Exchange	YES	
0069	Farmers Insurance Group	19658	38-1865162				Bristol West Insurance Company	OH	IA	Coast National Insurance Company	Ownership	100.000	Farmers Insurance Exchange	NO	
		00000	65-0880876				Bristol West Insurance Services of California, Inc.	CA	NIA	Bristol West Holdings, Inc.	Ownership	100.000	Farmers Insurance Exchange	NO	
		00000	65-0616769				Bristol West Insurance Services, Inc. of Florida	FL	NIA	Bristol West Holdings, Inc.	Ownership	100.000	Farmers Insurance Exchange	NO	
0069	Farmers Insurance Group	12774	86-1174452				Bristol West Preferred Insurance Company	MI	IA	Bristol West Holdings, Inc.	Ownership	100.000	Farmers Insurance Exchange	NO	
		00000	65-0919338				BWIS of Nevada, Inc.	NV	NIA	Bristol West Holdings, Inc.	Ownership	100.000	Farmers Insurance Exchange	NO	
0069	Farmers Insurance Group	10315	95-4528269				Civic Property and Casualty Company	CA	IA	Fire Insurance Exchange	Ownership	80.000	Fire Insurance Exchange	NO	
0069	Farmers Insurance Group	10315	95-4528269				Civic Property and Casualty Company	CA	IA	Truck Insurance Exchange	Ownership	20.000	Fire Insurance Exchange	NO	
		00000	76-0543593				Coast National General Agency, Inc.	TX	NIA	Bristol West Holdings, Inc.	Ownership	100.000	Farmers Insurance Exchange	NO	
		00000	33-0246699				Coast National Holding Company	CA	NIA	Bristol West Holdings, Inc.	Ownership	100.000	Farmers Insurance Exchange	NO	
0069	Farmers Insurance Group	25089	33-0246701				Coast National Insurance Company	CA	IA	Coast National Holding Company	Ownership	100.000	Farmers Insurance Exchange	NO	
		00000	36-1022580				Economy Fire & Casualty Company	IL	DS	Farmers Property and Casualty Insurance Company	Ownership	100.000	Farmers Insurance Exchange	NO	
0069	Farmers Insurance Group	38067	36-3027848				Economy Preferred Insurance Company	IL	DS	Economy Fire & Casualty Company	Ownership	100.000	Farmers Insurance Exchange	NO	
0069	Farmers Insurance Group	40649	36-3105737				Economy Premier Assurance Company	IL	DS	Economy Fire & Casualty Company	Ownership	100.000	Farmers Insurance Exchange	NO	
0069	Farmers Insurance Group	10318	95-4528266				Exact Property and Casualty Company	CA	IA	Fire Insurance Exchange	Ownership	80.000	Fire Insurance Exchange	NO	

STATEMENT AS OF JUNE 30, 2024 OF THE FARMERS PROPERTY AND CASUALTY INSURANCE COMPANY

SCHEDULE Y

PART 1A - DETAIL OF INSURANCE HOLDING COMPANY SYSTEM

1	2	3	4	5	6	7	8	9	10	11	12	13	14	15	16
Group Code	Group Name	NAIC Company Code	ID Number	Federal RSSD	CIK	Name of Securities Exchange if Publicly Traded (U.S. or International)	Names of Parent, Subsidiaries Or Affiliates	Domi-ciliary Location	Relation-ship to Reporting Entity	Directly Controlled by (Name of Entity/Person)	Type of Control (Ownership, Board, Management, Attorney-in-Fact, Influence, Other)	If Control is Ownership Provide Percentage	Ultimate Controlling Entity(ies)/Person(s)	Is an SCA Filing Re-quired? (Yes/No)	*
.0069	Farmers Insurance Group	10318	95-4528266				Exact Property and Casualty Company	CA	IA	Truck Insurance Exchange	Ownership	20.000	Fire Insurance Exchange	NO	
.0069	Farmers Insurance Group	40169	05-0393243				Farmers Casualty Insurance Company	RI	DS	Farmers Property and Casualty Insurance Company	Ownership	100.000	Farmers Insurance Exchange	NO	
.0069	Farmers Insurance Group	25321	23-1903575				Farmers Direct Property and Casualty Insurance Company	RI	DS	Farmers Property and Casualty Insurance Company	Ownership	100.000	Farmers Insurance Exchange	NO	
		00000	77-0530616				Farmers Financial Solutions, LLC	NW	NIA	FFS Holding, LLC	Ownership	100.000	Farmers Insurance Exchange	NO	
							Farmers Group Property and Casualty Insurance Company	RI	DS	Farmers Property and Casualty Insurance Company	Ownership	100.000	Farmers Insurance Exchange	NO	
.0069	Farmers Insurance Group	34339	13-2915260				Farmers Insurance Company of Arizona	AZ	IA	Farmers Insurance Exchange	Ownership	70.000	Farmers Insurance Exchange	NO	
.0069	Farmers Insurance Group	21598	95-2626387				Farmers Insurance Company of Arizona	AZ	IA	Truck Insurance Exchange	Ownership	20.000	Farmers Insurance Exchange	NO	
.0069	Farmers Insurance Group	21598	95-2626387				Farmers Insurance Company of Arizona	AZ	IA	Fire Insurance Exchange	Ownership	10.000	Farmers Insurance Exchange	NO	
.0069	Farmers Insurance Group	21601	95-2626385				Farmers Insurance Company of Idaho	ID	IA	Farmers Insurance Exchange	Ownership	80.000	Farmers Insurance Exchange	NO	
.0069	Farmers Insurance Group	21601	95-2626385				Farmers Insurance Company of Idaho	ID	IA	Fire Insurance Exchange	Ownership	6.700	Farmers Insurance Exchange	NO	
.0069	Farmers Insurance Group	21601	95-2626385				Farmers Insurance Company of Idaho	ID	IA	Truck Insurance Exchange	Ownership	13.300	Farmers Insurance Exchange	NO	
.0069	Farmers Insurance Group	21636	95-2655893				Farmers Insurance Company of Oregon	OR	IA	Farmers Insurance Exchange	Ownership	80.000	Farmers Insurance Exchange	NO	
.0069	Farmers Insurance Group	21636	95-2655893				Farmers Insurance Company of Oregon	OR	IA	Truck Insurance Exchange	Ownership	20.000	Farmers Insurance Exchange	NO	
.0069	Farmers Insurance Group	21644	95-2655894				Farmers Insurance Company of Washington	WA	IA	Fire Insurance Exchange	Ownership	80.000	Fire Insurance Exchange	NO	
.0069	Farmers Insurance Group	21644	95-2655894				Farmers Insurance Company of Washington	WA	IA	Truck Insurance Exchange	Ownership	20.000	Fire Insurance Exchange	NO	
.0069	Farmers Insurance Group	21628	48-0609012				Farmers Insurance Company, Inc.	KS	IA	Farmers Insurance Exchange	Ownership	90.000	Farmers Insurance Exchange	NO	
.0069	Farmers Insurance Group	21628	48-0609012				Farmers Insurance Company, Inc.	KS	IA	Fire Insurance Exchange	Ownership	10.000	Farmers Insurance Exchange	NO	
.0069	Farmers Insurance Group	21652	95-2575893				Farmers Insurance Exchange	CA	UDP	See Note 1	Other			NO	
.0069	Farmers Insurance Group	28487	22-2640040				Farmers Insurance Hawaii, Inc.	HI	IA	Mid-Century Insurance Company	Ownership	100.000	Farmers Insurance Exchange	NO	
.0069	Farmers Insurance Group	36889	31-0956373				Farmers Insurance of Columbus, Inc.	OH	IA	Farmers Insurance Exchange	Ownership	100.000	Farmers Insurance Exchange	NO	
							Farmers Property and Casualty Insurance Company	TX	NIA	Farmers Property and Casualty Insurance Company	Ownership	100.000	Farmers Insurance Exchange	NO	
.0069	Farmers Insurance Group	00000	05-0476998				Farmers Lloyds, Inc.	TX	DS	See Note 12	Attorney In Fact		Farmers Insurance Exchange	YES	
.0069	Farmers Insurance Group	13938	75-2483187				Farmers Lloyds Insurance Company of Texas	TX	DS	See Note 12	Attorney In Fact		Farmers Insurance Exchange	YES	
.0069	Farmers Insurance Group	10806	36-4165395				Farmers New Century Insurance Company	IL	IA	Illinois Farmers Insurance Company	Ownership	100.000	Farmers Insurance Exchange	NO	
							Farmers Property and Casualty Insurance Company	RI	RE	Farmers Insurance Exchange	Ownership	80.000	Farmers Insurance Exchange	NO	
.0069	Farmers Insurance Group	26298	13-2725441				Farmers Property and Casualty Insurance Company	RI	RE	Truck Insurance Exchange	Ownership	10.000	Farmers Insurance Exchange	NO	
							Farmers Property and Casualty Insurance Company	RI	RE	Fire Insurance Exchange	Ownership	10.000	Farmers Insurance Exchange	NO	
.0069	Farmers Insurance Group	26298	13-2725441				Farmers Property and Casualty Insurance Company	RI	RE	Fire Insurance Exchange	Ownership	10.000	Farmers Insurance Exchange	NO	
							Farmers Services Insurance Agency	CA	NIA	Truck Insurance Exchange	Ownership	100.000	Truck Insurance Exchange	NO	
.0069	Farmers Insurance Group	43699	59-2326047				Farmers Specialty Insurance Company	MI	IA	Foremost Insurance Company Grand Rapids, Michigan	Ownership	100.000	Farmers Insurance Exchange	NO	
.0069	Farmers Insurance Group	24392	74-1067657				Farmers Texas County Mutual Insurance Company	TX	IA	See Note 2	Management		Farmers Insurance Exchange	NO	
							FCOA, LLC	DE	NIA	Foremost Insurance Company Grand Rapids, Michigan	Ownership	100.000	Farmers Insurance Exchange	YES	
							FFS Holding, LLC	NW	NIA	Mid-Century Insurance Company	Ownership	100.000	Farmers Insurance Exchange	YES	
.0069	Farmers Insurance Group	21660	95-6235715				Fire Insurance Exchange	CA	IA	See Note 3	Other			NO	
.0069	Farmers Insurance Group	29254	38-1721730				Foremost County Mutual Insurance Company	TX	IA	See Note 4	Management		Farmers Insurance Exchange	NO	
							Foremost Express Insurance Agency, Inc.	MI	NIA	FCOA, LLC	Ownership	100.000	Farmers Insurance Exchange	NO	
.0069	Farmers Insurance Group	11185	38-1407533				Foremost Insurance Company Grand Rapids, Michigan	MI	IA	Farmers Insurance Exchange	Ownership	80.000	Farmers Insurance Exchange	NO	
							Foremost Insurance Company Grand Rapids, Michigan	MI	IA	Fire Insurance Exchange	Ownership	10.000	Farmers Insurance Exchange	NO	
.0069	Farmers Insurance Group	11185	38-1407533				Foremost Insurance Company Grand Rapids, Michigan	MI	IA	Truck Insurance Exchange	Ownership	10.000	Farmers Insurance Exchange	NO	

STATEMENT AS OF JUNE 30, 2024 OF THE FARMERS PROPERTY AND CASUALTY INSURANCE COMPANY

SCHEDULE Y
PART 1A - DETAIL OF INSURANCE HOLDING COMPANY SYSTEM

1	2	3	4	5	6	7	8	9	10	11	12	13	14	15	16
Group Code	Group Name	NAIC Company Code	ID Number	Federal RSSD	CIK	Name of Securities Exchange if Publicly Traded (U.S. or International)	Names of Parent, Subsidiaries Or Affiliates	Domi-ciliary Location	Relation-ship to Reporting Entity	Directly Controlled by (Name of Entity/Person)	Type of Control (Ownership, Board, Management, Attorney-in-Fact, Influence, Other)	If Control is Ownership Provide Percentage	Ultimate Controlling Entity(ies)/Person(s)	Is an SCA Filing Re-quired? (Yes/No)	*
.0069	Farmers Insurance Group	41688	75-1779175				Foremost Lloyds of Texas	TX	IA	See Note 5	Management		Farmers Insurance Exchange	NO	
.0069	Farmers Insurance Group	11800	35-1604635				Foremost Property and Casualty Insurance Company	MI	IA	Foremost Insurance Company Grand Rapids, Michigan	Ownership	100.000	Farmers Insurance Exchange	NO	
.0069	Farmers Insurance Group	41513	38-2430150				Foremost Signature Insurance Company	MI	IA	Michigan	Ownership	100.000	Farmers Insurance Exchange	NO	
		00000	65-1142050				GP, LLC	DE	NIA	Bristol West Holdings, Inc.	Ownership	100.000	Farmers Insurance Exchange	NO	
		00000	99-0083322				Hawaii Insurance Consultants, Ltd.	HI	NIA	Mid-Century Insurance Company	Ownership	100.000	Farmers Insurance Exchange	YES	
.0069	Farmers Insurance Group	21679	36-2661515				Illinois Farmers Insurance Company	IL	IA	Farmers Insurance Exchange	Ownership	100.000	Farmers Insurance Exchange	NO	
		00000	65-0881673				Insurance Data Systems, G.P.	FL	NIA	Bristol West Holdings, Inc.	Ownership	99.900	Farmers Insurance Exchange	NO	
		00000	65-0881673				Insurance Data Systems, G.P.	FL	NIA	GP, LLC	Ownership	0.100	Farmers Insurance Exchange	NO	
		00000	85-2377860				MC Maple Tree, LLC	DE	NIA	Mid-Century Insurance Company	Ownership	1.000	Farmers Insurance Exchange	NO	
.0069	Farmers Insurance Group	21687	95-6016640				Mid-Century Insurance Company	CA	IA	Farmers Insurance Exchange	Ownership	80.000	Farmers Insurance Exchange	NO	
.0069	Farmers Insurance Group	21687	95-6016640				Mid-Century Insurance Company	CA	IA	Fire Insurance Exchange	Ownership	10.000	Farmers Insurance Exchange	NO	
.0069	Farmers Insurance Group	21687	95-6016640				Mid-Century Insurance Company	CA	IA	Truck Insurance Exchange	Ownership	10.000	Farmers Insurance Exchange	NO	
.0069	Farmers Insurance Group	28673	74-2448744				Mid-Century Insurance Company of Texas	TX	IA	Farmers Insurance Exchange	Ownership	100.000	Farmers Insurance Exchange	NO	
.0069	Farmers Insurance Group	10317	95-4528264				Neighborhood Spirit Property and Casualty Company	CA	IA	Fire Insurance Exchange	Ownership	80.000	Fire Insurance Exchange	NO	
.0069	Farmers Insurance Group	10317	95-4528264				Neighborhood Spirit Property and Casualty Company	CA	IA	Truck Insurance Exchange	Ownership	20.000	Fire Insurance Exchange	NO	
		00000	93-3089898				Northwest Distribution Center Apopka Road, LLC	DE	NIA	Farmers Insurance Exchange	Ownership	100.000	Farmers Insurance Exchange	NO	
.0069	Farmers Insurance Group	33120	65-0109120				Security National Insurance Company	FL	IA	Bristol West Holdings, Inc.	Ownership	100.000	Farmers Insurance Exchange	NO	
.0069	Farmers Insurance Group	21695	94-1663548				Texas Farmers Insurance Company	TX	IA	Farmers Insurance Exchange	Ownership	86.280	Farmers Insurance Exchange	NO	
.0069	Farmers Insurance Group	21695	94-1663548				Texas Farmers Insurance Company	TX	IA	Mid Century Insurance Company	Ownership	13.720	Farmers Insurance Exchange	NO	
.0069	Farmers Insurance Group	44245	13-3551577				Toggle Insurance Company	DE	IA	Mid-Century Insurance Company	Ownership	100.000	Farmers Insurance Exchange	NO	
		00000	83-3256280				Toggle Services, LLC	DE	NIA	Toggle Insurance Company	Ownership	100.000	Farmers Insurance Exchange	NO	
.0069	Farmers Insurance Group	21709	95-2575892				Truck Insurance Exchange	CA	IA	See Note 6	Other			NO	
	***THE FOLLOWING ARE ZURICH INSURANCE GROUP ENTITIES WITHIN NAIC GROUP CODE 0212 AND ARE NOT INCLUDED IN FARMERS INSURANCE GROUP WITHIN NAIC GROUP CODE 0069						***			***			***		
		00000	88-2246655				3PZ Holdings, LLC	DE	OTH	ZSF/Dallas Tower LLC	Ownership	63.770	Zurich Insurance Group Ltd.	NO	11
		00000					Access Franchise Management Limited	GBR	OTH	Zurich Assurance Ltd	Ownership	100.000	Zurich Insurance Group Ltd.	NO	11
		00000					ACN 000 141 051 Ltd.	AUS	OTH	Zurich Financial Services Australia Limited	Ownership	100.000	Zurich Insurance Group Ltd.	NO	11
		00000					Afterland Limited	GBR	OTH	Zurich Assurance Ltd	Ownership	100.000	Zurich Insurance Group Ltd.	NO	11
		00000					AG Haus der Wirtschaft	CHE	OTH	Zurich Versicherungs-Gesellschaft AG	Ownership	8.163	Zurich Insurance Group Ltd.	NO	11
		00000					Allied Dunbar Assurance plc	GBR	OTH	Zurich Financial Services (UKISA) Nominees Limited	Ownership	100.000	Zurich Insurance Group Ltd.	NO	11
		00000					Allied Dunbar Financial Services Limited	GBR	OTH	Allied Dunbar Assurance plc	Ownership	100.000	Zurich Insurance Group Ltd.	NO	11
		00000					Allied Dunbar Provident plc	GBR	OTH	Allied Dunbar Assurance plc	Ownership	100.000	Zurich Insurance Group Ltd.	NO	11
		00000					Allied Zurich Holdings Limited	JEY	OTH	Zurich Versicherungs-Gesellschaft AG	Ownership	100.000	Zurich Insurance Group Ltd.	NO	11
		00000					Allied Zurich Limited	GBR	OTH	Zurich Insurance Group Ltd.	Ownership	100.000	Zurich Insurance Group Ltd.	NO	11
		00000					American Guarantee and Liability Insurance Company	NY	OTH	Zurich American Insurance Company	Ownership	100.000	Zurich Insurance Group Ltd.	YES	11
.0212	Zurich U.S. Insurance Pool Group	26247	36-6071400				American Zurich Insurance Company	IL	OTH	Steadfast Insurance Company	Ownership	100.000	Zurich Insurance Group Ltd.	YES	11
.0212	Zurich U.S. Insurance Pool Group	40142	36-3141762				Applyhere Pty Ltd	AUS	OTH	Davidson Trahair Holding Pty Ltd	Ownership	100.000	Zurich Insurance Group Ltd.	NO	11

STATEMENT AS OF JUNE 30, 2024 OF THE FARMERS PROPERTY AND CASUALTY INSURANCE COMPANY

SCHEDULE Y
PART 1A - DETAIL OF INSURANCE HOLDING COMPANY SYSTEM

1	2	3	4	5	6	7	8	9	10	11	12	13	14	15	16
Group Code	Group Name	NAIC Company Code	ID Number	Federal RSSD	CIK	Name of Securities Exchange if Publicly Traded (U.S. or International)	Names of Parent, Subsidiaries Or Affiliates	Domiciliary Location	Relationship to Reporting Entity	Directly Controlled by (Name of Entity/Person)	Type of Control (Ownership, Board, Management, Attorney-in-Fact, Influence, Other)	If Control is Ownership Provide Percentage	Ultimate Controlling Entity(ies)/Person(s)	Is an SCA Filing Required? (Yes/No)	*
		00000					Ashdale Land and Property Company Limited	.GBR	OTH	Zurich Insurance plc Travel Ace Internacional de Servicios S.A.	Ownership	100.000	Zurich Insurance Group Ltd.	NO	11
		00000					Asistbras S/A Assist ncia ao Viajante	.BRA	OTH		Ownership	65.000	Zurich Insurance Group Ltd.	NO	11
		00000					Assistancee Online HK Ltd	.HKG	OTH	Assistancee Online HK Ltd	Ownership	0.000	Zurich Insurance Group Ltd.	NO	11
		00000					Assistancee Online HK Ltd	.HKG	OTH	Assistancee Online Pte. Ltd	Ownership	100.000	Zurich Insurance Group Ltd.	NO	11
		00000					Assistancee Online Pte. Ltd	.SGP	OTH	Customer Care Assistance Pty Ltd	Ownership	100.000	Zurich Insurance Group Ltd.	NO	11
		00000					ASTIS Holdings Limited	.AUS	OTH	Cover-More Finance Pty Limited	Ownership	100.000	Zurich Insurance Group Ltd.	NO	11
		00000	36-4851720				Aust Office 1, LLC	.DE	OTH	Zurich American Insurance Company	Ownership	100.000	Zurich Insurance Group Ltd.	NO	11
		00000					autoSense AG	.CHE	OTH	Zürich Versicherungs-Gesellschaft AG	Ownership	33.330	Zurich Insurance Group Ltd.	NO	11
		00000					Ballykilliane Holdings Limited	.IRL	OTH	Zurich Insurance plc Zurich Vida, Compania de Seguros y Reaseguros, S.A. - Sociad	Ownership	100.000	Zurich Insurance Group Ltd.	NO	11
		00000					Bansabadell Pensiones, E.G.F.P, S.A.	.ESP	OTH		Ownership	50.000	Zurich Insurance Group Ltd.	NO	11
		00000					Bansabadell Seguros Generales, S.A. de Seguros y Reaseguros	.ESP	OTH	Zurich Versicherungs-Gesellschaft AG	Ownership	50.000	Zurich Insurance Group Ltd.	NO	11
		00000					Bansabadell Servicios Auxiliares De Seguros, S.L.	.ESP	OTH	Bansabadell Seguros Generales, S.A. de Seguros y Reaseguros	Ownership	100.000	Zurich Insurance Group Ltd.	NO	11
		00000					Bansabadell Vida S.A. de Seguros y Reaseguros	.ESP	OTH	Zurich Vida, Compania de Seguros y Reaseguros, S.A. - Sociad	Ownership	50.000	Zurich Insurance Group Ltd.	NO	11
		00000					Benefit Finance Partners, L.L.C.	.DE	OTH	Zurich Benefit Finance LLC	Ownership	50.000	Zurich Insurance Group Ltd.	NO	11
		00000	13-4097988				BFP Securities LLC	.DE	OTH	Benefit Finance Partners, L.L.C.	Ownership	100.000	Zurich Insurance Group Ltd.	NO	11
		00000					Bloomington Office LP	.DE	OTH	Zurich Structured Finance, Inc.	Ownership	99.000	Zurich Insurance Group Ltd.	NO	11
		00000					Bloomington Office MGP Manager, Inc	.DE	OTH	Zurich Structured Finance, Inc.	Ownership	100.000	Zurich Insurance Group Ltd.	NO	11
		00000					Bloomington Office MGP, LLC	.DE	OTH	Bloomington Office MGP Manager, Inc	Ownership	1.000	Zurich Insurance Group Ltd.	NO	11
		00000					Bloomington Office MGP, LLC	.DE	OTH	Zurich Structured Finance, Inc.	Ownership	99.000	Zurich Insurance Group Ltd.	NO	11
		00000					Blue Insurance Australia Pty Ltd	.AUS	OTH	Blue Insurance Limited	Ownership	100.000	Zurich Insurance Group Ltd.	NO	11
		00000					Blue Insurance Limited	.IRL	OTH	Cover-More Australia Pty Ltd	Ownership	97.610	Zurich Insurance Group Ltd.	NO	11
		00000					Blue Marble Micro Limited	.GBR	OTH	Zürich Versicherungs-Gesellschaft AG	Ownership	100.000	Zurich Insurance Group Ltd.	NO	11
		00000					Blue Marble Microinsurance, Inc.	.DE	OTH	Blue Marble Micro Limited	Ownership	100.000	Zurich Insurance Group Ltd.	NO	11
		00000					Bonus Pensionskassen Aktiengesellschaft	.AUT	OTH	Zurich Versicherungs-Aktiengesellschaft	Ownership	87.500	Zurich Insurance Group Ltd.	NO	11
		00000					BONUS Vorsorgekasse AG	.AUT	OTH	Zurich Versicherungs-Aktiengesellschaft	Ownership	50.000	Zurich Insurance Group Ltd.	NO	11
		00000	47-2289489				BOS Apt 1, LLC	.DE	OTH	Zurich American Insurance Company	Ownership	100.000	Zurich Insurance Group Ltd.	NO	11
		00000	47-2445859				BOS Apt 2, LLC	.DE	OTH	Zurich American Insurance Company	Ownership	100.000	Zurich Insurance Group Ltd.	NO	11
		00000	47-2483669				BOS Office 3, LLC	.DE	OTH	Farmers New World Life Insurance Company	Ownership	100.000	Zurich Insurance Group Ltd.	NO	11
		00000	37-1849541				BOS Office 4, LLC	.DE	OTH	Zurich American Insurance Company	Ownership	100.000	Zurich Insurance Group Ltd.	NO	11
		00000	47-4684158				BOS Retail 1, LLC	.DE	OTH	Zurich American Insurance Company	Ownership	100.000	Zurich Insurance Group Ltd.	NO	11
		00000					Boxx Cyber Services Middle East Ltd	.ARE	OTH	Boxx Insurance Inc.	Ownership	100.000	Zurich Insurance Group Ltd.	NO	11
		00000					Boxx Insurance Inc.	.CAN	OTH	Zürich Versicherungs-Gesellschaft AG	Ownership	33.333	Zurich Insurance Group Ltd.	NO	11
		00000	87-3332812				Boxx Insurance LLC	.FL	OTH	Boxx Insurance Inc.	Ownership	100.000	Zurich Insurance Group Ltd.	NO	11
		00000					Boxx Services PTE Limited	.SGP	OTH	Boxx Insurance Inc.	Ownership	100.000	Zurich Insurance Group Ltd.	NO	11
		00000					Boxx Solutions LLC	.FL	OTH	Boxx Insurance LLC	Ownership	100.000	Zurich Insurance Group Ltd.	NO	11
		00000					Bristlecourt Limited	.GBR	OTH	Zurich Assurance Ltd	Ownership	100.000	Zurich Insurance Group Ltd.	NO	10
		00000					brokerbusiness.ch AG	.CHE	OTH	Zürich Versicherungs-Gesellschaft AG Zurich Insurance Company Ltd, Bermuda	Ownership	25.000	Zurich Insurance Group Ltd.	NO	11
		00000					Cayley Aviation Ltd.	.BMU	OTH	Branch	Ownership	100.000	Zurich Insurance Group Ltd.	NO	11
		00000					Celta Assistance SL	.ESP	OTH	Universal Assistance S.A.	Ownership	100.000	Zurich Insurance Group Ltd.	NO	11
		00000	13-4038482				Centre Group Holdings (U.S.) Limited	.DE	OTH	Zurich Structured Finance, Inc.	Ownership	100.000	Zurich Insurance Group Ltd.	NO	11
.0212	Zurich Ins Group	34649	13-2653231				Centre Insurance Company	.DE	OTH	Centre Solutions (U.S.) Limited	Ownership	100.000	Zurich Insurance Group Ltd.	NO	11
.0212	Zurich Ins Group	80896	04-1589940				Centre Life Insurance Company	.MA	OTH	Centre Solutions (U.S.) Limited	Ownership	100.000	Zurich Insurance Group Ltd.	NO	11
		00000	AA-3190673				Centre Reinsurance (U.S.) Limited	.BMU	OTH	Centre Group Holdings (U.S.) Limited	Ownership	100.000	Zurich Insurance Group Ltd.	NO	11
		00000					Centre Solutions (Bermuda) Limited	.BMU	OTH	Zurich Finance Company Ltd	Ownership	100.000	Zurich Insurance Group Ltd.	NO	11

STATEMENT AS OF JUNE 30, 2024 OF THE FARMERS PROPERTY AND CASUALTY INSURANCE COMPANY

SCHEDULE Y

PART 1A - DETAIL OF INSURANCE HOLDING COMPANY SYSTEM

1	2	3	4	5	6	7	8	9	10	11	12	13	14	15	16
Group Code	Group Name	NAIC Company Code	ID Number	Federal RSSD	CIK	Name of Securities Exchange if Publicly Traded (U.S. or International)	Names of Parent, Subsidiaries Or Affiliates	Domi-ciliary Location	Relation-ship to Reporting Entity	Directly Controlled by (Name of Entity/Person)	Type of Control (Ownership, Board, Management, Attorney-in-Fact, Influence, Other)	If Control is Ownership Provide Percentage	Ultimate Controlling Entity(ies)/Person(s)	Is an SCA Filing Re-quired? (Yes/No)	*
		00000	AA-3190822				Centre Solutions (U.S.) Limited	.BMU	OTH	Centre Group Holdings (U.S.) Limited	Ownership	100.000	Zurich Insurance Group Ltd.	NO	11
		00000	32-0616217				Charlotte Industrial 2, LLC	.DE	OTH	Farmers New World Life Insurance Company	Ownership	100.000	Zurich Insurance Group Ltd.	NO	11
		00000	88-0601732				Charlotte Industrial 3, LLC	.DE	OTH	Farmers New World Life Insurance Company	Ownership	100.000	Zurich Insurance Group Ltd.	NO	11
		00000	30-1113235				Charlotte Office 1, LLC	.DE	OTH	Zurich American Insurance Company	Ownership	100.000	Zurich Insurance Group Ltd.	NO	11
		00000	38-3988749				CHI APT 1, LLC	.DE	OTH	Zurich American Insurance Company	Ownership	100.000	Zurich Insurance Group Ltd.	NO	11
		00000	47-4429730				CHI IND 1, LLC	.DE	OTH	Farmers New World Life Insurance Company	Ownership	100.000	Zurich Insurance Group Ltd.	NO	10
		00000	87-2430690				CHI IND 6, LLC	.DE	OTH	Farmers New World Life Insurance Company	Ownership	100.000	Zurich Insurance Group Ltd.	NO	11
		00000					Chilena Consolidada Seguros de Vida S.A.	.CHL	OTH	Inversiones Suizo Chilena S.A.	Ownership	98.977	Zurich Insurance Group Ltd.	NO	10
		00000	AA-2280100		196453	Bolsa de Comercio de Santiago	Chilena Consolidada Seguros Generales S.A.	.CHL	OTH	Chilena Consolidada Seguros de Vida S.A.	Ownership	7.405	Zurich Insurance Group Ltd.	NO	10
		00000	AA-2280100		196453	Bolsa de Comercio de Santiago	Chilena Consolidada Seguros Generales S.A.	.CHL	OTH	Inversiones Suizo Chilena S.A.	Ownership	82.732	Zurich Insurance Group Ltd.	NO	10
		00000			0000034431	Second Marche part of EURONEXT PARIS stock exchange since 1987	COFITEM-COFIMUR	.FRA	OTH	Zurich Versicherungs-Gesellschaft AG	Ownership	12.405	Zurich Insurance Group Ltd.	NO	11
.0212	Zurich U.S. Insurance Pool Group	34347	52-1096670				Colonial American Casualty and Surety Company	.IL	OTH	Fidelity and Deposit Company of Maryland	Ownership	100.000	Zurich Insurance Group Ltd.	NO	11
		00000					Concisa Vorsorgeberatung und Management AG	.AUT	OTH	Bonus Pensionskassen Aktiengesellschaft	Ownership	100.000	Zurich Insurance Group Ltd.	NO	11
		00000					Concourse Skelmersdale Limited	.GBR	OTH	Zurich Financial Services (UKISA) Limited	Ownership	100.000	Zurich Insurance Group Ltd.	NO	11
		00000					Cover-More (NZ) Limited	.NZL	OTH	Cover-More Australia Pty Ltd	Ownership	100.000	Zurich Insurance Group Ltd.	NO	11
		00000					Cover-More Asia Pte. Ltd	.SGP	OTH	Travel Assist Pty Limited	Ownership	100.000	Zurich Insurance Group Ltd.	NO	11
		00000					Cover-More Australia Pty Ltd	.AUS	OTH	Cover-More Holdings Pty Ltd	Ownership	100.000	Zurich Insurance Group Ltd.	NO	11
		00000					Cover-More Finance Pty Limited	.AUS	OTH	Cover-More Group Limited	Ownership	100.000	Zurich Insurance Group Ltd.	NO	11
		00000					Cover-More Group Limited	.AUS	OTH	Zurich Travel Solutions Pty Limited	Ownership	100.000	Zurich Insurance Group Ltd.	NO	11
		00000					Cover-More Holdings Pty Ltd	.AUS	OTH	Travel Assist Pty Limited	Ownership	100.000	Zurich Insurance Group Ltd.	NO	11
		00000					Cover-More Holdings USA Inc.	.DE	OTH	Travel Assist Pty Limited	Ownership	100.000	Zurich Insurance Group Ltd.	NO	11
		00000					Cover-More Inc.	.DE	OTH	Cover-More Holdings USA Inc.	Ownership	100.000	Zurich Insurance Group Ltd.	NO	11
		00000					Cover-More Insurance Services Limited	.GBR	OTH	Cover-More Australia Pty Ltd	Ownership	100.000	Zurich Insurance Group Ltd.	NO	11
		00000					Cover-More Insurance Services Pty Ltd	.AUS	OTH	Travel Assist Pty Limited	Ownership	100.000	Zurich Insurance Group Ltd.	NO	11
		00000					CREC (Bloomington) Lender, LLC	.DE	OTH	Zurich Structured Finance, Inc.	Ownership	0.000	Zurich Insurance Group Ltd.	NO	11
		00000	87-4778868				CREC (Dallas) Lender, LLC	.DE	OTH	Zurich Structured Finance, Inc.	Ownership	100.000	Zurich Insurance Group Ltd.	NO	11
		00000					CREC (Florence), LLC	.DE	OTH	Zurich Structured Finance, Inc.	Ownership	100.000	Zurich Insurance Group Ltd.	NO	11
		00000					CREC (Las Vegas), LLC	.DE	OTH	Zurich Structured Finance, Inc.	Ownership	100.000	Zurich Insurance Group Ltd.	NO	11
		00000					CREC (Sioux Falls) Lender, LLC	.DE	OTH	Zurich Structured Finance, Inc.	Ownership	100.000	Zurich Insurance Group Ltd.	NO	11
		00000					CREC (Sioux Falls) Owner, LLC	.DE	OTH	Zurich Structured Finance, Inc.	Ownership	100.000	Zurich Insurance Group Ltd.	NO	11
		00000					CREC (Sioux Falls), LLC	.DE	OTH	Zurich Structured Finance, Inc.	Ownership	100.000	Zurich Insurance Group Ltd.	NO	11
		00000					Customer Care Assistance Pty Ltd	.AUS	OTH	Customer Care Holdings Pty Ltd	Ownership	100.000	Zurich Insurance Group Ltd.	NO	11
		00000					Customer Care Holdings Pty Ltd	.AUS	OTH	Travel Assist Pty Limited	Ownership	100.000	Zurich Insurance Group Ltd.	NO	11
		00000					Customer Care Pty Ltd	.AUS	OTH	Customer Care Holdings Pty Ltd	Ownership	100.000	Zurich Insurance Group Ltd.	NO	11
		00000					DA Deutsche Allgemeine Versicherung Aktiengesellschaft	.DEU	OTH	Zürich Beteiligungs-Aktiengesellschaft (Deutschland)	Ownership	100.000	Zurich Insurance Group Ltd.	NO	11
		00000					Dallas Office MGP Manager, Inc.	.DE	OTH	Zurich Structured Finance, Inc.	Ownership	100.000	Zurich Insurance Group Ltd.	NO	11
		00000					Dallas Office MGP, LLC	.DE	OTH	Dallas Office MGP Manager, Inc.	Ownership	1.000	Zurich Insurance Group Ltd.	NO	11
		00000					Dallas Office MGP, LLC	.DE	OTH	Zurich Structured Finance, Inc.	Ownership	99.000	Zurich Insurance Group Ltd.	NO	11
		00000					Dallas Tower LP	.DE	OTH	Zurich Structured Finance, Inc.	Ownership	99.000	Zurich Insurance Group Ltd.	NO	11
		00000					Davidson Trahaire Corpspsych (Singapore) Pte. Limited	.SGP	OTH	DTC Bidco Pty Ltd	Ownership	100.000	Zurich Insurance Group Ltd.	NO	11
		00000					Davidson Trahaire Corpspsych Pty Ltd	.AUS	OTH	Applyhere Pty Ltd	Ownership	35.000	Zurich Insurance Group Ltd.	NO	11
		00000					Davidson Trahaire Corpspsych Pty Ltd	.AUS	OTH	Davidson Trahaire Holding Pty Ltd	Ownership	65.000	Zurich Insurance Group Ltd.	NO	11
		00000					Davidson Trahaire Holding Pty Ltd	.AUS	OTH	DTC Australia Pty Ltd	Ownership	100.000	Zurich Insurance Group Ltd.	NO	11

STATEMENT AS OF JUNE 30, 2024 OF THE FARMERS PROPERTY AND CASUALTY INSURANCE COMPANY

SCHEDULE Y

PART 1A - DETAIL OF INSURANCE HOLDING COMPANY SYSTEM

1	2	3	4	5	6	7	8	9	10	11	12	13	14	15	16
Group Code	Group Name	NAIC Company Code	ID Number	Federal RSSD	CIK	Name of Securities Exchange if Publicly Traded (U.S. or International)	Names of Parent, Subsidiaries Or Affiliates	Domi-ciliary Location	Relation-ship to Reporting Entity	Directly Controlled by (Name of Entity/Person)	Type of Control (Ownership, Board, Management, Attorney-in-Fact, Influence, Other)	If Control is Ownership Provide Percentage	Ultimate Controlling Entity(ies)/Person(s)	Is an SCA Filing Re-quired? (Yes/No)	*
		00000					DB Vita S.A.	.LUX	OTH	Deutscher Herold Aktiengesellschaft	Ownership	25.000	Zurich Insurance Group Ltd.	NO	11
		00000	82-2833981				DC Retail 1, LLC	.DE	OTH	Farmers New World Life Insurance Company	Ownership	100.000	Zurich Insurance Group Ltd.	NO	11
		00000	84-3610066				DEN Industrial 1, LLC	.DE	OTH	Farmers New World Life Insurance Company	Ownership	100.000	Zurich Insurance Group Ltd.	NO	11
		00000					DEN Industrial 2, LLC	.DE	OTH	Zurich American Insurance Company	Ownership	100.000	Zurich Insurance Group Ltd.	NO	11
		00000					Dentolo Deutschland GmbH	.DEU	OTH	Zürich Beteiligungs-Aktiengesellschaft (Deutschland)	Ownership	100.000	Zurich Insurance Group Ltd.	NO	11
		00000					Deutsche Zurich Pensiones, Entidad Gestora de Fondos de Pens	.ESP	OTH	Zurich Vida, Compania de Seguros y Reaseguros, S.A. - Sociad	Ownership	50.000	Zurich Insurance Group Ltd.	NO	11
		00000					Deutscher Herold Aktiengesellschaft	.DEU	OTH	Zurich Beteiligungs-Aktiengesellschaft (Deutschland)	Ownership	79.826	Zurich Insurance Group Ltd.	NO	11
		00000					Deutscher Pensionsfonds Aktiengesellschaft	.DEU	OTH	Deutscher Herold Aktiengesellschaft	Ownership	74.900	Zurich Insurance Group Ltd.	NO	11
		00000					Deutsches Institut fur Altersvorsorge GmbH	.DEU	OTH	Deutscher Herold Aktiengesellschaft	Ownership	22.000	Zurich Insurance Group Ltd.	NO	11
		00000					DIG GmbH	.DEU	OTH	Digital Insurance Group B.V.	Ownership	100.000	Zurich Insurance Group Ltd.	NO	11
		00000					DTC Australia Pty Ltd	.AUS	OTH	DTC Bidco Pty Ltd	Ownership	100.000	Zurich Insurance Group Ltd.	NO	11
		00000					DTC Bidco Pty Ltd	.AUS	OTH	DTC Holdco Pty Ltd	Ownership	100.000	Zurich Insurance Group Ltd.	NO	11
		00000					DTC Holdco Pty Ltd	.AUS	OTH	ASTIS Holdings Limited	Ownership	100.000	Zurich Insurance Group Ltd.	NO	11
		00000					DTC NZ Bidco Limited	.NZL	OTH	DTC Bidco Pty Ltd	Ownership	100.000	Zurich Insurance Group Ltd.	NO	11
		00000					ZCM Asset Holding Company (Bermuda) Limited				Ownership	0.000	Zurich Insurance Group Ltd.	NO	11
		00000					Dunbar Assets Ireland	.IRL	OTH	Zurich Finance Company Ltd	Ownership	0.037	Zurich Insurance Group Ltd.	NO	11
		00000					Dunbar Assets Ireland	.IRL	OTH	Zurich Finance Company Ltd	Ownership	0.037	Zurich Insurance Group Ltd.	NO	11
		00000					Dusfal S.A.	.URY	OTH	Zürich Versicherungs-Gesellschaft AG	Ownership	100.000	Zurich Insurance Group Ltd.	NO	11
		00000					Eagle Star (Leasing) Limited	.GBR	OTH	Zurich Assurance Ltd	Ownership	100.000	Zurich Insurance Group Ltd.	NO	11
		00000					Eagle Star European Life Assurance Company Limited	.IRL	OTH	Zurich Life Assurance plc	Ownership	100.000	Zurich Insurance Group Ltd.	NO	11
		00000					Eagle Star Group Services Limited	.GBR	OTH	Eagle Star Holdings Limited	Ownership	100.000	Zurich Insurance Group Ltd.	NO	11
		00000					Eagle Star Holding Company of Ireland	.IRL	OTH	Zurich Assurance Ltd	Ownership	0.001	Zurich Insurance Group Ltd.	NO	11
		00000					Eagle Star Holding Company of Ireland	.IRL	OTH	Zurich Assurance Ltd	Ownership	99.999	Zurich Insurance Group Ltd.	NO	11
		00000					Eagle Star Holdings Limited	.GBR	OTH	Zurich Financial Services (UKISA) Limited	Ownership	100.000	Zurich Insurance Group Ltd.	YES	11
		00000					EcoHub AG	.CHE	OTH	Zürich Versicherungs-Gesellschaft AG	Ownership	6.164	Zurich Insurance Group Ltd.	NO	11
		00000					Zurich Insurance Company Ltd - Rappresentanza Generale per l	.ITA	OTH		Ownership	35.712	Zurich Insurance Group Ltd.	NO	11
.0212	Zurich U.S. Insurance Pool Group	21326	47-6022701				Edilspettacolo SRL	.ITA	OTH	Rappresentanza Generale per l	Ownership	35.712	Zurich Insurance Group Ltd.	NO	11
		21326					Empire Fire and Marine Insurance Company	.IL	OTH	Zurich American Insurance Company	Ownership	100.000	Zurich Insurance Group Ltd.	NO	11
.0212	Zurich U.S. Insurance Pool Group	21334	73-6091717				Empire Indemnity Insurance Company	.OK	OTH	Zurich American Insurance Company	Ownership	100.000	Zurich Insurance Group Ltd.	NO	11
		00000					Employee Services Limited	.GBR	OTH	Allied Dunbar Financial Services Limited	Ownership	100.000	Zurich Insurance Group Ltd.	NO	11
		00000					Endsleigh Financial Services Limited	.GBR	OTH	Zurich Holdings (UK) Limited	Ownership	100.000	Zurich Insurance Group Ltd.	NO	11
		00000					Endsleigh Pension Trustee Limited	.GBR	OTH	Zurich Holdings (UK) Limited	Ownership	100.000	Zurich Insurance Group Ltd.	NO	11
		00000					Eritage S.A.	.URY	OTH	Zürich Versicherungs-Gesellschaft AG	Ownership	100.000	Zurich Insurance Group Ltd.	NO	11
		00000					ES Plympton Nominee 1 Limited	.GBR	OTH	Zurich Assurance Ltd	Ownership	100.000	Zurich Insurance Group Ltd.	NO	11
		00000					ES Plympton Nominee 2 Limited	.GBR	OTH	Zurich Assurance Ltd	Ownership	100.000	Zurich Insurance Group Ltd.	NO	11
		00000					Euclid KY Annex, LP	.DE	OTH	Zurich Structured Finance, Inc.	Ownership	99.000	Zurich Insurance Group Ltd.	NO	10
		00000					Euclid Office LP	.DE	OTH	Zurich Structured Finance, Inc.	Ownership	99.000	Zurich Insurance Group Ltd.	NO	10
		00000					Euclid Warehouses LP	.DE	OTH	Zurich Structured Finance, Inc.	Ownership	99.000	Zurich Insurance Group Ltd.	NO	11
		00000					Euroamérica Administradora General de Fondos S.A	.CHL	OTH	Chilena Consolidada Seguros de Vida S.A.	Ownership	100.000	Zurich Insurance Group Ltd.	NO	11
		00000					Zurich Insurance plc Niederlassung fur Deutschland				Ownership	5.000	Zurich Insurance Group Ltd.	NO	11
		00000	45-3561769				Extremus Versicherung-Aktiengesellschaft	.DEU	OTH	Deutsches Institut fur Altersvorsorge GmbH	Ownership	100.000	Zurich Insurance Group Ltd.	NO	10
		00000	95-3003951				Farmers Family Fund	.CA	OTH	Farmers Group, Inc.	Ownership	100.000	Zurich Insurance Group Ltd.	NO	10
		00000	95-0725935				Farmers General Insurance Agency, Inc.	.RI	OTH	FIG Leasing Co, Inc.	Ownership	100.000	Zurich Insurance Group Ltd.	NO	10
		00000	95-0725935				Farmers Group, Inc.	.NV	OTH	Zurich Insurance Group Ltd.	Ownership	12.100	Zurich Insurance Group Ltd.	NO	10
		00000	95-0725935				Farmers Group, Inc.	.NV	OTH	Zurich Versicherungs-Gesellschaft AG	Ownership	87.900	Zurich Insurance Group Ltd.	NO	10

STATEMENT AS OF JUNE 30, 2024 OF THE FARMERS PROPERTY AND CASUALTY INSURANCE COMPANY

SCHEDULE Y

PART 1A - DETAIL OF INSURANCE HOLDING COMPANY SYSTEM

1	2	3	4	5	6	7	8	9	10	11	12	13	14	15	16
Group Code	Group Name	NAIC Company Code	ID Number	Federal RSSD	CIK	Name of Securities Exchange if Publicly Traded (U.S. or International)	Names of Parent, Subsidiaries Or Affiliates	Domi-ciliary Location	Relation-ship to Reporting Entity	Directly Controlled by (Name of Entity/Person)	Type of Control (Ownership, Board, Management, Attorney-in-Fact, Influence, Other)	If Control is Ownership Provide Percentage	Ultimate Controlling Entity(ies)/Person(s)	Is an SCA Filing Re-quired? (Yes/No)	*
.0212	Zurich Ins Group	00000	46-4261000				Farmers Life Insurance Company of New York	.NY	OTH	Farmers New World Life Insurance Company	Ownership	100.000	Zurich Insurance Group Ltd.	NO	11
.0212	Zurich Ins Group	63177	91-0335750				Farmers New World Life Insurance Company	.WA	OTH	Farmers Group, Inc.	Ownership	100.000	Zurich Insurance Group Ltd.	NO	10
.0212	Zurich Ins Group	10873	95-4650862				Farmers Reinsurance Company	.CA	OTH	Farmers Group, Inc.	Ownership	100.000	Zurich Insurance Group Ltd.	NO	10
		00000					Farmers Services Corporation	.NV	OTH	Farmers Group, Inc.	Ownership	100.000	Zurich Insurance Group Ltd.	NO	11
		00000					Farmers Underwriters Association	.CA	OTH	Farmers Group, Inc.	Ownership	100.000	Zurich Insurance Group Ltd.	NO	11
.0212	Zurich U.S. Insurance Pool Group	39306	13-3046577				Fidelity and Deposit Company of Maryland	.IL	OTH	Zurich American Insurance Company	Ownership	100.000	Zurich Insurance Group Ltd.	NO	11
		00000					FIG Holding Company	.CA	OTH	Farmers Group, Inc.	Ownership	100.000	Zurich Insurance Group Ltd.	NO	11
		00000					FIG Leasing Co., Inc.	.CA	OTH	Farmers Group, Inc.	Ownership	100.000	Zurich Insurance Group Ltd.	NO	10
		00000	95-2670247				Fire Underwriters Association	.CA	OTH	Farmers Group, Inc.	Ownership	100.000	Zurich Insurance Group Ltd.	NO	10
		00000					Fitsense Insurance Services Pty Ltd	.AUS	OTH	Travel Assist Pty Limited	Ownership	100.000	Zurich Insurance Group Ltd.	NO	10
		00000					Futuro de Bolivia S.A. Administradora de Fondos de Pensiones	.BOL	OTH	Zurich Boliviana Seguros Personales S.A.	Ownership	8.422	Zurich Insurance Group Ltd.	NO	11
		00000					Futuro de Bolivia S.A. Administradora de Fondos de Pensiones	.BOL	OTH	Zurich South America Invest AB	Ownership	71.578	Zurich Insurance Group Ltd.	NO	11
		00000	83-1572480				FX Insurance Agency Hawaii, LLC	.HI	OTH	FIG Leasing Co., Inc.	Ownership	100.000	Zurich Insurance Group Ltd.	NO	10
		00000	35-2281892				FX Insurance Agency, LLC	.DE	OTH	FIG Leasing Co., Inc.	Ownership	100.000	Zurich Insurance Group Ltd.	NO	11
		00000					General Surety & Guarantee Co Limited	.GBR	OTH	Zurich Insurance Company (U.K.) Limited	Ownership	100.000	Zurich Insurance Group Ltd.	NO	11
		00000					Groveswood Property Holdings Limited	.GBR	OTH	Eagle Star Holdings Limited	Ownership	100.000	Zurich Insurance Group Ltd.	NO	11
		00000					H4B Humboldthafen Einheitsgesellschaft GmbH&Co.KG	.DEU	OTH	REX-ZDHL S.C.S. SICAV-SIF	Ownership	94.900	Zurich Insurance Group Ltd.	NO	11
		00000					Halo Holdco Limited	.GBR	OTH	Cover-More Australia Pty Ltd	Ownership	100.000	Zurich Insurance Group Ltd.	NO	10
		00000					Halo Holdco Limited	.GBR	OTH	Zürich Versicherungs-Gesellschaft AG	Ownership	0.000	Zurich Insurance Group Ltd.	NO	11
		00000					Halo Insurance Services Limited	.GBR	OTH	Halo Holdco Limited	Ownership	100.000	Zurich Insurance Group Ltd.	NO	11
		00000					Halo Insurance Services Pty Ltd	.AUS	OTH	Halo Insurance Services Limited	Ownership	100.000	Zurich Insurance Group Ltd.	NO	11
		00000					Hawkcentral Limited	.GBR	OTH	Zurich Assurance Ltd	Ownership	100.000	Zurich Insurance Group Ltd.	NO	11
		00000					Healthsite Proprietary Limited	.ZAF	OTH	Zürich Versicherungs-Gesellschaft AG	Ownership	100.000	Zurich Insurance Group Ltd.	NO	11
		00000					Healthlogix Pty Ltd	.AUS	OTH	Insite Holdings Pty Ltd	Ownership	100.000	Zurich Insurance Group Ltd.	NO	11
		00000					Healthlogix Tecnologia Eireli	.BRA	OTH	Healthlogix Pty Ltd	Ownership	100.000	Zurich Insurance Group Ltd.	NO	11
		00000					Herengracht Investments B.V	.DEU	OTH	RE Curve Holding B.V.	Ownership	100.000	Zurich Insurance Group Ltd.	NO	11
		00000	46-2975161				HOU IND 1, LLC	.DE	OTH	Zurich American Insurance Company	Ownership	100.000	Zurich Insurance Group Ltd.	NO	11
		00000	46-2984834				HOU IND 2, LLC	.DE	OTH	Zurich American Insurance Company	Ownership	100.000	Zurich Insurance Group Ltd.	NO	11
		00000					HOU IND 3, LLC	.DE	OTH	Zurich American Insurance Company	Ownership	100.000	Zurich Insurance Group Ltd.	NO	10
		00000					Independence Center Realty L.P.	.DE	OTH	Philadelphia Investor, LLC	Ownership	89.000	Zurich Insurance Group Ltd.	NO	11
		00000					INNATE, Inc.	.DC	OTH	Cover-More Holdings USA Inc.	Ownership	100.000	Zurich Insurance Group Ltd.	NO	11
		00000					Insite Holdings Pty Ltd	.AUS	OTH	Zürich Versicherungs-Gesellschaft AG	Ownership	100.000	Zurich Insurance Group Ltd.	NO	11
		00000					INTEGRA Versicherungsdienst GmbH	.AUT	OTH	Zurich Versicherungs-Aktiengesellschaft	Ownership	100.000	Zurich Insurance Group Ltd.	NO	11
		00000					Intelligent Technologies OÜ	.EST	OTH	Zürich Versicherungs-Gesellschaft AG	Ownership	100.000	Zurich Insurance Group Ltd.	NO	11
		00000					International Travel Assistance S.A.	.PAN	OTH	Zürich Versicherungs-Gesellschaft AG	Ownership	55.000	Zurich Insurance Group Ltd.	NO	11
		00000					Inversiones Suizo Chilena S.A.	.CHL	OTH	Inversiones Suizo-Argentina S.A.	Ownership	0.001	Zurich Insurance Group Ltd.	NO	11
		00000					Inversiones Suizo Chilena S.A.	.CHL	OTH	Zurich Versicherungs-Gesellschaft AG	Ownership	99.999	Zurich Insurance Group Ltd.	NO	11
		00000					Inversiones Suizo-Argentina S.A.	.ARG	OTH	Zurich Lebensversicherungs-Gesellschaft AG	Ownership	5.004	Zurich Insurance Group Ltd.	NO	11
		00000					Inversiones Suizo-Argentina S.A.	.ARG	OTH	Zurich Versicherungs-Gesellschaft AG	Ownership	94.996	Zurich Insurance Group Ltd.	NO	11
		00000					Inversiones ZS America Dos Limitada	.CHL	OTH	Inversiones ZS America SpA	Ownership	100.000	Zurich Insurance Group Ltd.	NO	11
		00000					Inversiones ZS America SpA	.CHL	OTH	Zurich Santander Insurance America, S.L.	Ownership	100.000	Zurich Insurance Group Ltd.	NO	11
		00000					Inversiones ZS America Tres SpA	.CHL	OTH	Zurich Santander Insurance America, S.L.	Ownership	100.000	Zurich Insurance Group Ltd.	NO	11
		00000					Irish National Insurance Company p.l.c.	.IRL	OTH	Zurich Insurance plc	Ownership	100.000	Zurich Insurance Group Ltd.	NO	11
		00000					Isis S.A.	.ARG	OTH	Inversiones Suizo-Argentina S.A.	Ownership	60.501	Zurich Insurance Group Ltd.	NO	11
		00000					Isis S.A.	.ARG	OTH	Zurich Versicherungs-Gesellschaft AG	Ownership	39.499	Zurich Insurance Group Ltd.	NO	11

STATEMENT AS OF JUNE 30, 2024 OF THE FARMERS PROPERTY AND CASUALTY INSURANCE COMPANY

SCHEDULE Y

PART 1A - DETAIL OF INSURANCE HOLDING COMPANY SYSTEM

1	2	3	4	5	6	7	8	9	10	11	12	13	14	15	16
Group Code	Group Name	NAIC Company Code	ID Number	Federal RSSD	CIK	Name of Securities Exchange if Publicly Traded (U.S. or International)	Names of Parent, Subsidiaries Or Affiliates	Domiciliary Location	Relationship to Reporting Entity	Directly Controlled by (Name of Entity/Person)	Type of Control (Ownership, Board, Management, Attorney-in-Fact, Influence, Other)	If Control is Ownership Provide Percentage	Ultimate Controlling Entity(ies)/Person(s)	Is an SCA Filing Required? (Yes/No)	*
		00000					Karvat Cover-More Assist. Pvt Ltd	.IND	OTH	Cover-More Asia Pte. Ltd	Ownership	100.000	Zurich Insurance Group Ltd	NO	11
		00000					Kennet Road 1 UK Limited	.GBR	OTH	Zurich Assurance Ltd	Ownership	100.000	Zurich Insurance Group Ltd	NO	11
		00000					Kennet Road 2 UK Limited	.GBR	OTH	Zurich Assurance Ltd	Ownership	100.000	Zurich Insurance Group Ltd	NO	11
		00000					Klare Corredora de Seguros S.A.	.CHL	OTH	Zurich Insurance Mobile Solutions AG	Ownership	49.900	Zurich Insurance Group Ltd	NO	11
		00000					Komparu B.V.	.NLD	OTH	Digital Insurance Group B.V.	Ownership	100.000	Zurich Insurance Group Ltd	NO	11
		00000					Kono Insurance Limited	.HKG	OTH	Zurich Versicherungs-Gesellschaft AG	Ownership	100.000	Zurich Insurance Group Ltd	NO	11
		00000	38-2336672				Kraft Lake Insurance Agency, Inc.	.MI	OTH	FIG Leasing Co, Inc.	Ownership	100.000	Zurich Insurance Group Ltd	NO	10
		00000	88-1615240				LA Apt. 1, LLC	.DE	OTH	Zurich American Insurance Company	Ownership	100.000	Zurich Insurance Group Ltd	NO	11
		00000	36-4877375				LA Industrial 1, LLC	.DE	OTH	Zurich American Insurance Company	Ownership	100.000	Zurich Insurance Group Ltd	NO	11
		00000	85-3842785				LA Industrial 2, LLC	.DE	OTH	Farmers New World Life Insurance Company	Ownership	100.000	Zurich Insurance Group Ltd	NO	11
		00000	88-3063378				LA Industrial 4, LLC	.DE	OTH	Zurich American Insurance Company	Ownership	100.000	Zurich Insurance Group Ltd	NO	11
		00000	47-1325180				LA Retail 1 LLC	.DE	OTH	Zurich American Insurance Company	Ownership	100.000	Zurich Insurance Group Ltd	NO	11
		00000					Manon Vision Co., Ltd.	.THA	OTH	Centre Solutions (Bermuda) Limited	Ownership	0.001	Zurich Insurance Group Ltd	NO	11
		00000					Manon Vision Co., Ltd.	.THA	OTH	Zurich Finance Company Ltd	Ownership	0.001	Zurich Insurance Group Ltd	NO	11
		00000					Manon Vision Co., Ltd.	.THA	OTH	Zurich Versicherungs-Gesellschaft AG	Ownership	99.999	Zurich Insurance Group Ltd	NO	11
		00000					Mapfre Ya?am Sigorta A.?	.TUR	OTH	Zurich Sigorta A.S.	Ownership	99.778	Zurich Insurance Group Ltd	NO	11
		00000					MEATPACKING B.V.	.NLD	OTH	Rock Inne Vastgoed B.V.	Ownership	100.000	Zurich Insurance Group Ltd	NO	11
		00000					Medidata AG	.CHE	OTH	Zurich Versicherungs-Gesellschaft AG	Ownership	8.852	Zurich Insurance Group Ltd	NO	11
		00000					MI Administrators, LLC	.DE	OTH	FIG Leasing Co., Inc.	Ownership	100.000	Zurich Insurance Group Ltd	NO	11
		00000	30-0947450				MIAMI INDUSTRIAL 1, LLC	.DE	OTH	Zurich American Insurance Company	Ownership	100.000	Zurich Insurance Group Ltd	NO	11
		00000	81-3346909				Miami Industrial 2, LLC	.DE	OTH	Farmers New World Life Insurance Company	Ownership	100.000	Zurich Insurance Group Ltd	NO	10
		00000	38-4002060				Miami Office 2, LLC	.DE	OTH	Zurich American Insurance Company	Ownership	100.000	Zurich Insurance Group Ltd	NO	10
		00000	35-2567170				MIAMI OFFICE 3, LLC	.DE	OTH	Zurich American Insurance Company	Ownership	100.000	Zurich Insurance Group Ltd	NO	10
		00000	61-1852255				Miami Retail 1, LLC	.DE	OTH	Zurich American Insurance Company	Ownership	100.000	Zurich Insurance Group Ltd	NO	10
		00000					Minas Brasil Promotora de Servicos S/A	.BRA	OTH	Zurich Minas Brasil Seguros S.A.	Ownership	100.000	Zurich Insurance Group Ltd	NO	11
		00000	30-1003542				MSP APT 1, LLC	.DE	OTH	Zurich American Insurance Company	Ownership	100.000	Zurich Insurance Group Ltd	NO	10
		00000	87-1630047				Nashville Apt. 1, LLC	.DE	OTH	Zurich American Insurance Company	Ownership	0.000	Zurich Insurance Group Ltd	NO	11
		00000	30-1004249				Nashville Office 1, LLC	.DE	OTH	Zurich American Insurance Company	Ownership	100.000	Zurich Insurance Group Ltd	NO	10
		00000					Navigators and General Insurance Company Limited	.GBR	OTH	Zurich Insurance plc	Ownership	100.000	Zurich Insurance Group Ltd	NO	11
		00000					Nearheath Limited	.GBR	OTH	Zurich Assurance Ltd	Ownership	100.000	Zurich Insurance Group Ltd	NO	11
		00000	30-1071415				NY Industrial 1, LLC	.DE	OTH	Zurich American Insurance Company	Ownership	100.000	Zurich Insurance Group Ltd	NO	11
		00000					Oak Underwriting plc	.GBR	OTH	Zurich Holdings (UK) Limited	Ownership	100.000	Zurich Insurance Group Ltd	NO	11
		00000					OnePath General Insurance Pty Limited	.AUS	OTH	Zurich Financial Services Australia Limited	Ownership	100.000	Zurich Insurance Group Ltd	NO	11
		00000					OnePath Life Australia Holdings Pty Ltd	.AUS	OTH	Zurich Financial Services Australia Limited	Ownership	100.000	Zurich Insurance Group Ltd	NO	11
		00000					OnePath Life Australia Holdings Pty Ltd	.AUS	OTH	OnePath Life Australia Holdings Pty Ltd	Ownership	100.000	Zurich Insurance Group Ltd	NO	11
		00000					Orange Stone Company	.IRL	OTH	Zurich Finance Company AG	Ownership	100.000	Zurich Insurance Group Ltd	NO	11
		00000					Orion Rechtsschutz-Versicherung AG	.CHE	OTH	Zurich Versicherungs-Gesellschaft AG	Ownership	78.000	Zurich Insurance Group Ltd	NO	11
		00000					Parcelgate Limited	.GBR	OTH	Zurich Assurance Ltd	Ownership	100.000	Zurich Insurance Group Ltd	NO	11
		00000					Perils AG	.CHE	OTH	Zurich Versicherungs-Gesellschaft AG	Ownership	11.111	Zurich Insurance Group Ltd	NO	11
		00000					Perunsel S.A.	.URY	OTH	Zürich Versicherungs-Gesellschaft AG	Ownership	60.000	Zurich Insurance Group Ltd	NO	11
		00000					PFS Pension Fund Services AG	.CHE	OTH	Zürich Versicherungs-Gesellschaft AG	Ownership	18.433	Zurich Insurance Group Ltd	NO	11
		00000	35-2553880				Philly Office 1, LLC	.DE	OTH	Zurich American Insurance Company	Ownership	100.000	Zurich Insurance Group Ltd	NO	11
		00000	87-1553300				Philly Office Land, LLC	.DE	OTH	Zurich American Insurance Company	Ownership	100.000	Zurich Insurance Group Ltd	NO	11
		00000	47-1392591				POR Apt 1, LLC	.DE	OTH	Zurich American Insurance Company	Ownership	100.000	Zurich Insurance Group Ltd	NO	11
		00000	47-4067157				POR Apt 2, LLC	.DE	OTH	Zurich American Insurance Company	Ownership	100.000	Zurich Insurance Group Ltd	NO	11
		00000					Prime Corporate Psychology Pty Ltd	.AUS	OTH	DTC Bidco Pty Ltd	Ownership	100.000	Zurich Insurance Group Ltd	NO	11

STATEMENT AS OF JUNE 30, 2024 OF THE FARMERS PROPERTY AND CASUALTY INSURANCE COMPANY

SCHEDULE Y

PART 1A - DETAIL OF INSURANCE HOLDING COMPANY SYSTEM

1	2	3	4	5	6	7	8	9	10	11	12	13	14	15	16
Group Code	Group Name	NAIC Company Code	ID Number	Federal RSSD	CIK	Name of Securities Exchange if Publicly Traded (U.S. or International)	Names of Parent, Subsidiaries Or Affiliates	Domi-ciliary Location	Relation-ship to Reporting Entity	Directly Controlled by (Name of Entity/Person)	Type of Control (Ownership, Board, Management, Attorney-in-Fact, Influence, Other)	If Control is Ownership Provide Percentage	Ultimate Controlling Entity(ies)/Person(s)	Is an SCA Filing Re-quired? (Yes/No)	*
		00000				Protektor Lebensversicherungs-AG	Protektor Lebensversicherungs-AG	.DEU	OTH	Zurich Deutscher Herold Lebensversicherung Aktiengesellschaft	Ownership	5.158	Zurich Insurance Group Ltd.	NO	11
		00000				PT Asuransi Adira Dinamika Tbk	PT Asuransi Adira Dinamika Tbk	.IDN	OTH	Zürich Versicherungs-Gesellschaft AG	Ownership	98.488	Zurich Insurance Group Ltd.	NO	11
		00000	AA-5360007			PT Zurich Insurance Indonesia	PT Zurich Insurance Indonesia	.IDN	OTH	Zürich Rückversicherungs-Gesellschaft AG	Ownership	1.569	Zurich Insurance Group Ltd.	NO	11
		00000	AA-5360007			PT Zurich Insurance Indonesia	PT Zurich Insurance Indonesia	.IDN	OTH	Zürich Versicherungs-Gesellschaft AG	Ownership	97.091	Zurich Insurance Group Ltd.	NO	11
		00000				PT Zurich Topas Life	PT Zurich Topas Life	.IDN	OTH	Zürich Versicherungs-Gesellschaft AG	Ownership	80.000	Zurich Insurance Group Ltd.	NO	11
		00000				Qover	Qover	.BEL	OTH	Zürich Versicherungs-Gesellschaft AG	Ownership	21.260	Zurich Insurance Group Ltd.	NO	11
		00000	88-3031830			Raleigh Office 2, LLC	Raleigh Office 2, LLC	.DE	OTH	Farmers New World Life Insurance Company	Ownership	100.000	Zurich Insurance Group Ltd.	NO	11
		00000				RE Curve Holding B.V.	RE Curve Holding B.V.	.DEU	OTH	Zurich Deutscher Herold Lebensversicherung Aktiengesellschaft	Ownership	100.000	Zurich Insurance Group Ltd.	NO	11
		00000				Real Garant Espana S.L.	Real Garant Espana S.L.	.ESP	OTH	Real Garant GmbH Garantiesysteme	Ownership	100.000	Zurich Insurance Group Ltd.	NO	11
		00000				Real Garant GmbH Garantiesysteme	Real Garant GmbH Garantiesysteme	.DEU	OTH	Real Garant Versicherung Aktiengesellschaft	Ownership	100.000	Zurich Insurance Group Ltd.	NO	11
		00000				Real Garant Versicherung Aktiengesellschaft	Real Garant Versicherung Aktiengesellschaft	.DEU	OTH	Zurich Beteiligungs-Aktiengesellschaft (Deutschland)	Ownership	100.000	Zurich Insurance Group Ltd.	NO	11
		00000				REX Baume S.C.I	REX Baume S.C.I	.FRA	OTH	REX Holding France	Ownership	100.000	Zurich Insurance Group Ltd.	NO	11
		00000				REX Holding France	REX Holding France	.FRA	OTH	REX OPPCI Fonds	Ownership	100.000	Zurich Insurance Group Ltd.	NO	11
		00000				REX Holding S.a.r.l.	REX Holding S.a.r.l.	.LUX	OTH	REX-ZDHL S.C.S. SICAV-SIF	Ownership	100.000	Zurich Insurance Group Ltd.	NO	11
		00000				REX Mauchamps	REX Mauchamps	.FRA	OTH	REX Holding France	Ownership	100.000	Zurich Insurance Group Ltd.	NO	11
		00000				REX Vilette	REX Vilette	.FRA	OTH	REX Holding France	Ownership	0.000	Zurich Insurance Group Ltd.	NO	11
		00000				REX-Aurea-ZDHL S.C.S.	REX-Aurea-ZDHL S.C.S.	.LUX	OTH	REX-ZDHL GP S.a.r.l.	Ownership	100.000	Zurich Insurance Group Ltd.	NO	11
		00000				REX-De Baak B.V.	REX-De Baak B.V.	.NLD	OTH	REX Holding S.a.r.l.	Ownership	100.000	Zurich Insurance Group Ltd.	NO	11
		00000				REX-Germany-ZDHL S.C.S	REX-Germany-ZDHL S.C.S	.LUX	OTH	REX-ZDHL S.C.S. SICAV-SIF	Ownership	95.240	Zurich Insurance Group Ltd.	NO	11
		00000				REX-Humboldthafen Verwaltungs GmbH	REX-Humboldthafen Verwaltungs GmbH	.DEU	OTH	REX-ZDHL S.C.S. SICAV-SIF	Ownership	100.000	Zurich Insurance Group Ltd.	NO	11
		00000				REX-Spain-ZDHL S.L.	REX-Spain-ZDHL S.L.	.ESP	OTH	Zurich Deutscher Herold Lebensversicherung Aktiengesellschaft	Ownership	100.000	Zurich Insurance Group Ltd.	NO	11
		00000				REX-The East S.a.r.l.	REX-The East S.a.r.l.	.LUX	OTH	REX-ZDHL S.C.S. SICAV-SIF	Ownership	94.800	Zurich Insurance Group Ltd.	NO	11
		00000				REX-ZDHL GP S.a.r.l.	REX-ZDHL GP S.a.r.l.	.LUX	OTH	Zurich Deutscher Herold Lebensversicherung Aktiengesellschaft	Ownership	100.000	Zurich Insurance Group Ltd.	NO	11
		00000				REX-ZDHL S.C.S. SICAV-SIF	REX-ZDHL S.C.S. SICAV-SIF	.LUX	OTH	Zurich Deutscher Herold Lebensversicherung Aktiengesellschaft	Ownership	100.000	Zurich Insurance Group Ltd.	NO	11
		00000				Rock Inne Vastgoed B.V.	Rock Inne Vastgoed B.V.	.NLD	OTH	REX Holding S.a.r.l.	Ownership	100.000	Zurich Insurance Group Ltd.	YES	11
		00000				Rokin 21 B.V.	Rokin 21 B.V.	.NLD	OTH	Roxana Vastgoed B.V.	Ownership	100.000	Zurich Insurance Group Ltd.	NO	11
		00000				Rokin 49 B.V.	Rokin 49 B.V.	.NLD	OTH	Rock Inne Vastgoed B.V.	Ownership	100.000	Zurich Insurance Group Ltd.	NO	11
		00000				Roxana Vastgoed B.V.	Roxana Vastgoed B.V.	.NLD	OTH	REX Holding S.a.r.l.	Ownership	100.000	Zurich Insurance Group Ltd.	NO	11
.0212	Zurich Ins Group	39039	41-1375004			Rural Community Insurance Company	Rural Community Insurance Company	.MN	OTH	Zurich American Insurance Company	Ownership	100.000	Zurich Insurance Group Ltd.	NO	11
		00000	61-1791237			San Diego Retail 1, LLC	San Diego Retail 1, LLC	.DE	OTH	Zurich American Insurance Company	Ownership	100.000	Zurich Insurance Group Ltd.	NO	11
		00000				Santander Rio Seguros S.A.	Santander Rio Seguros S.A.	.ARG	OTH	Inversiones ZS America SpA	Ownership	4.000	Zurich Insurance Group Ltd.	NO	11
		00000				Santander Rio Seguros S.A.	Santander Rio Seguros S.A.	.ARG	OTH	Zurich Santander Insurance America, S.L.	Ownership	96.000	Zurich Insurance Group Ltd.	NO	11
		00000				Santander Seguros Sociedad Anónima	Santander Seguros Sociedad Anónima	.URY	OTH	Zurich Santander Insurance America, S.L.	Ownership	100.000	Zurich Insurance Group Ltd.	NO	11
		00000				Saudi National Insurance Company	Saudi National Insurance Company	.BHR	OTH	Zurich Insurance Company Ltd (Bahrain Branch)	Ownership	5.000	Zurich Insurance Group Ltd.	NO	11
		00000	46-3060914			SEA APARTMENT 2, LLC	SEA APARTMENT 2, LLC	.DE	OTH	Zurich American Insurance Company	Ownership	100.000	Zurich Insurance Group Ltd.	NO	11
		00000				Serviaide, S.A. - Sociedad Unipersonal	Serviaide, S.A. - Sociedad Unipersonal	.ESP	OTH	AIDE Asistencia Seguros y Reaseguros, S.A. - Sociedad Uniper	Ownership	100.000	Zurich Insurance Group Ltd.	NO	11
		00000				Servizurich S.A. - Sociedad Unipersonal	Servizurich S.A. - Sociedad Unipersonal	.ESP	OTH	Zurich Insurance plc, Sucursal en Espana	Ownership	100.000	Zurich Insurance Group Ltd.	NO	11
		00000	47-1153493			SF Apt 1, LLC	SF Apt 1, LLC	.DE	OTH	Zurich American Insurance Company	Ownership	100.000	Zurich Insurance Group Ltd.	NO	11
		00000				SpearTip International, LLC	SpearTip International, LLC	.IL	OTH	SpearTip, LLC	Ownership	100.000	Zurich Insurance Group Ltd.	NO	11
		00000	75-2195089			Special Insurance Services, Inc.	Special Insurance Services, Inc.	.IL	OTH	Zurich American Insurance Company	Ownership	100.000	Zurich Insurance Group Ltd.	NO	11
		00000				Speigelhof Vastgoed B.V.	Speigelhof Vastgoed B.V.	.DEU	OTH	RE Curve Holding B.V.	Ownership	100.000	Zurich Insurance Group Ltd.	NO	11

STATEMENT AS OF JUNE 30, 2024 OF THE FARMERS PROPERTY AND CASUALTY INSURANCE COMPANY

SCHEDULE Y

PART 1A - DETAIL OF INSURANCE HOLDING COMPANY SYSTEM

1	2	3	4	5	6	7	8	9	10	11	12	13	14	15	16
Group Code	Group Name	NAIC Company Code	ID Number	Federal RSSD	CIK	Name of Securities Exchange if Publicly Traded (U.S. or International)	Names of Parent, Subsidiaries Or Affiliates	Domi-ciliary Location	Relation-ship to Reporting Entity	Directly Controlled by (Name of Entity/Person)	Type of Control (Ownership, Board, Management, Attorney-in-Fact, Influence, Other)	If Control is Ownership Provide Percentage	Ultimate Controlling Entity(ies)/Person(s)	Is an SCA Filing Re-quired? (Yes/No)	*
0212	Zurich U.S. Insurance Pool Group	00000	52-0981481				Springboard Health and Performance Pty Ltd	AUS	OTH	DTC Bidco Pty Ltd	Ownership	100.000	Zurich Insurance Group Ltd	NO	11
		00000				Springworks International AB	SWE	OTH	autoSense AG	Ownership	50.000	Zurich Insurance Group Ltd	NO	11	
		26387				Steadfast Insurance Company	IL	OTH	Zurich American Insurance Company	Ownership	100.000	Zurich Insurance Group Ltd	NO	11	
		00000				Stratos Limited	NZL	OTH	DTC NZ Bidco Limited	Ownership	100.000	Zurich Insurance Group Ltd	NO	11	
		00000				Swiss Insurance Management (Hong Kong) Limited		OTH	Zurich Services (Hong Kong) Limited	Ownership	0.495	Zurich Insurance Group Ltd	NO	11	
		00000				Swiss Insurance Management (Hong Kong) Limited		OTH	Zurich Insurance Holdings (Hong Kong) Limited	Ownership	99.505	Zurich Insurance Group Ltd	NO	11	
		00000				TDG Tele Dienste GmbH	DEU	OTH	Zurich Beteiligungs-Aktiengesellschaft (Deutschland)	Ownership	100.000	Zurich Insurance Group Ltd	NO	11	
		00000				Tennyson Insurance Limited	GBR	OTH	Zurich Holdings (UK) Limited	Ownership	100.000	Zurich Insurance Group Ltd	NO	11	
		00000				The Liverpool Reversionary Company Limited	GBR	OTH	Zurich Legacy Solutions Services (UK) Limited	Ownership	100.000	Zurich Insurance Group Ltd	NO	11	
		00000		36-3839542		The Zurich Services Corporation	IL	OTH	Zurich Holding Company of America, Inc.	Ownership	100.000	Zurich Insurance Group Ltd	NO	11	
		00000				TopReport Schadenbesichtigungs GmbH	AUT	OTH	Zurich Versicherungs-Aktiengesellschaft	Ownership	14.286	Zurich Insurance Group Ltd	NO	11	
		00000				Travel Ace Chile S.A.	CHL	OTH	Travel Ace Internacional de Servicios S.A.	Ownership	1.000	Zurich Insurance Group Ltd	NO	11	
		00000				Travel Ace Chile S.A.	CHL	OTH	Zürich Versicherungs-Gesellschaft AG	Ownership	99.000	Zurich Insurance Group Ltd	NO	11	
		00000				Travel Ace Internacional de Servicios S.A.	URY	OTH	Zürich Versicherungs-Gesellschaft AG	Ownership	100.000	Zurich Insurance Group Ltd	NO	10	
		00000				Travel Assist Pty Limited	AUS	OTH	ASTIS Holdings Limited	Ownership	100.000	Zurich Insurance Group Ltd	NO	11	
		00000				Travel Insurance Partners Pty Ltd	AUS	OTH	Travel Assist Pty Limited	Ownership	100.000	Zurich Insurance Group Ltd	NO	11	
		00000				Travel Insurance Services Canada Inc.	CAN	OTH	World Travel Protection Canada Inc.	Ownership	100.000	Zurich Insurance Group Ltd	NO	11	
		00000				Travelex Insurance Services Limited	DE	OTH	Cover-More Holdings USA Inc.	Ownership	100.000	Zurich Insurance Group Ltd	NO	11	
		00000		95-2670330		Truck Underwriters Association	CA	OTH	Farmers Group, Inc.	Ownership	100.000	Zurich Insurance Group Ltd	NO	11	
		00000				Turegum Immobilien AG	CHE	OTH	Zurich Versicherungs-Gesellschaft AG	Ownership	100.000	Zurich Insurance Group Ltd	NO	11	
		00000				UA Assistance S.A. de C.V.	MEX	OTH	Travel Ace Internacional de Servicios S.A.	Ownership	0.000	Zurich Insurance Group Ltd	NO	11	
		00000				UA Assistance S.A. de C.V.	MEX	OTH	Zürich Versicherungs-Gesellschaft AG	Ownership	100.000	Zurich Insurance Group Ltd	NO	11	
		00000				Universal Assistance S.A.	ARG	OTH	World Wide Assistance S.A.	Ownership	92.710	Zurich Insurance Group Ltd	YES	11	
		00000				Universal Assistance S.A.	ARG	OTH	Zürich Versicherungs-Gesellschaft AG	Ownership	7.290	Zurich Insurance Group Ltd	YES	11	
		00000				Universal Assistance S.A.	URY	OTH	Zürich Versicherungs-Gesellschaft AG	Ownership	100.000	Zurich Insurance Group Ltd	NO	11	
00000			Universal Travel Assistance S.A.S.	COL	OTH	Zürich Versicherungs-Gesellschaft AG	Ownership	100.000	Zurich Insurance Group Ltd	NO	11				
0212	Zurich U.S. Insurance Pool Group	41181	43-1249228				Universal Underwriters Insurance Company	IL	OTH	Zurich American Insurance Company	Ownership	100.000	Zurich Insurance Group Ltd	NO	11
0212	Zurich U.S. Insurance Pool Group	40843	36-3139101				Universal Underwriters of Texas Insurance Company	IL	OTH	Universal Underwriters Insurance Company	Ownership	100.000	Zurich Insurance Group Ltd	NO	10
00000			43-1269296				Universal Underwriters Service Corporation	MO	OTH	Zurich Holding Company of America, Inc.	Ownership	100.000	Zurich Insurance Group Ltd	NO	11
00000							Universal Assistance Inc.	FL	OTH	Universal Assistance S.A.	Ownership	0.000	Zurich Insurance Group Ltd	NO	11
00000			26-1282208				Vehicle Dealer Solutions, Inc.	FL	OTH	Zurich Holding Company of America, Inc.	Ownership	100.000	Zurich Insurance Group Ltd	NO	11
00000			74-1593853				Western Star Insurance Services, Inc.	TX	OTH	FIG Leasing Co, Inc.	Ownership	100.000	Zurich Insurance Group Ltd	NO	10
00000							Winn-Dixie MGP Manager, Inc.	DE	OTH	Zurich Structured Finance, Inc.	Ownership	100.000	Zurich Insurance Group Ltd	NO	11
00000							Wohnen H3B Humboldthafen GmbH&Co.KG	DEU	OTH	REX-ZDHL S.C.S. SICAV-SIF	Ownership	94.900	Zurich Insurance Group Ltd	NO	11
00000							World Travel Protection Canada Inc.	CAN	OTH	Zurich Canadian Holdings Limited	Ownership	100.000	Zurich Insurance Group Ltd	NO	11
00000							World Wide Assistance S.A.	ARG	OTH	Zürich Versicherungs-Gesellschaft AG	Ownership	100.000	Zurich Insurance Group Ltd	NO	11
00000							Z flex Gesellschaft für Personaldienstleistungen mbH	DEU	OTH	Zürich Beteiligungs-Aktiengesellschaft (Deutschland)	Ownership	100.000	Zurich Insurance Group Ltd	NO	11
00000							ZOM (U.S.) Limited	DE	OTH	Zurich Finance Company Ltd	Ownership	100.000	Zurich Insurance Group Ltd	NO	11
00000							ZOM Asset Holding Company (Bermuda) Limited	BMU	OTH	Zurich Finance Company Ltd	Ownership	100.000	Zurich Insurance Group Ltd	NO	11
00000			20-5900744				ZFUS Services, LLC	DE	OTH	Zurich Holding Company of America, Inc.	Ownership	100.000	Zurich Insurance Group Ltd	NO	11

STATEMENT AS OF JUNE 30, 2024 OF THE FARMERS PROPERTY AND CASUALTY INSURANCE COMPANY

SCHEDULE Y

PART 1A - DETAIL OF INSURANCE HOLDING COMPANY SYSTEM

1	2	3	4	5	6	7	8	9	10	11	12	13	14	15	16
Group Code	Group Name	NAIC Company Code	ID Number	Federal RSSD	CIK	Name of Securities Exchange if Publicly Traded (U.S. or International)	Names of Parent, Subsidiaries Or Affiliates	Domi-ciliary Location	Relation-ship to Reporting Entity	Directly Controlled by (Name of Entity/Person)	Type of Control (Ownership, Board, Management, Attorney-in-Fact, Influence, Other)	If Control is Ownership Provide Percentage	Ultimate Controlling Entity(ies)/Person(s)	Is an SCA Filing Re-quired? (Yes/No)	*
		00000					ZGEE14 Limited	.GBR	OTH	Zurich Legacy Solutions Services (UK) Limited	Ownership	100.000	Zurich Insurance Group Ltd.	NO	11
		00000					ZLS Aseguradora de Colombia S.A	.COL	OTH	Zürich Lebensversicherungs-Gesellschaft AG	Ownership	4.430	Zurich Insurance Group Ltd.	NO	11
		00000					ZLS Aseguradora de Colombia S.A	.COL	OTH	Zürich Versicherungs-Gesellschaft AG	Ownership	95.000	Zurich Insurance Group Ltd.	NO	11
		00000	02-0802795				ZNA Services, LLC	.DE	OTH	ZFUS Services, LLC	Ownership	100.000	Zurich Insurance Group Ltd.	NO	11
		00000					ZPC Capital Limited	.GBR	OTH	Zurich Holdings (UK) Limited	Ownership	100.000	Zurich Insurance Group Ltd.	NO	11
		00000					ZSF / Office KY, LLC	.DE	OTH	Euclid Office LP	Ownership	100.000	Zurich Insurance Group Ltd.	NO	11
		00000					ZSF / Office NV, LLC	.DE	OTH	Euclid Office LP	Ownership	100.000	Zurich Insurance Group Ltd.	NO	11
		00000					ZSF KY Annex, LLC	.DE	OTH	Euclid KY Annex, LP	Ownership	100.000	Zurich Insurance Group Ltd.	NO	11
		00000					ZSF/Bloomington, LLC	.DE	OTH	Bloomington Office LP	Ownership	100.000	Zurich Insurance Group Ltd.	NO	11
		00000					ZSF/C1 MGP Manager, Inc	.DE	OTH	Zurich Structured Finance, Inc.	Ownership	100.000	Zurich Insurance Group Ltd.	NO	11
		00000					ZSF/C1 MGP, LLC	.DE	OTH	ZSF/C1 MGP Manager, Inc	Ownership	1.000	Zurich Insurance Group Ltd.	NO	11
		00000					ZSF/C1 MGP, LLC	.DE	OTH	Zurich Structured Finance, Inc.	Ownership	99.000	Zurich Insurance Group Ltd.	NO	11
		00000					ZSF/C2 MGP Manager, Inc	.DE	OTH	Zurich Structured Finance, Inc.	Ownership	100.000	Zurich Insurance Group Ltd.	NO	11
		00000					ZSF/C2 MGP, LLC	.DE	OTH	ZSF/CF2 MGP Manager, Inc	Ownership	1.000	Zurich Insurance Group Ltd.	NO	11
		00000					ZSF/C2 MGP, LLC	.DE	OTH	Zurich Structured Finance, Inc.	Ownership	99.000	Zurich Insurance Group Ltd.	NO	11
		00000					ZSF/Dallas Tower, LLC	.DE	OTH	Dallas Tower LP	Ownership	100.000	Zurich Insurance Group Ltd.	NO	11
		00000					ZSF/WD Fitzgerald, LLC	.DE	OTH	Euclid Warehouses LP	Ownership	100.000	Zurich Insurance Group Ltd.	NO	11
		00000					ZSF/WD Hammond, LLC	.DE	OTH	Euclid Warehouses LP	Ownership	100.000	Zurich Insurance Group Ltd.	NO	11
		00000					ZSF/WD Jacksonville, LLC	.DE	OTH	Euclid Warehouses LP	Ownership	100.000	Zurich Insurance Group Ltd.	NO	11
		00000					ZSG Kfz-ZulassungsserviceesmbH	.AUT	OTH	Zurich Versicherungs-Aktiengesellschaft	Ownership	33.333	Zurich Insurance Group Ltd.	NO	11
		00000					Zurich - Companhia de Seguros Vida S.A.	.PRT	OTH	Zurich Finanz-Gesellschaft AG	Ownership	0.001	Zurich Insurance Group Ltd.	NO	11
		00000					Zurich - Companhia de Seguros Vida S.A.	.PRT	OTH	Zurich Investments Life S.p.A.	Ownership	0.001	Zurich Insurance Group Ltd.	NO	11
		00000					Zurich - Companhia de Seguros Vida S.A.	.PRT	OTH	Zurich Lebensversicherungs-Gesellschaft AG	Ownership	99.996	Zurich Insurance Group Ltd.	NO	11
		00000					Zurich - Companhia de Seguros Vida S.A.	.PRT	OTH	Zurich Versicherungs-Gesellschaft AG	Ownership	0.001	Zurich Insurance Group Ltd.	NO	11
		00000					Zurich - Companhia de Seguros Vida S.A.	.PRT	OTH	Zurich Vida, Companhia de Seguros y Reaseguros, S.A. - Sociad	Ownership	0.001	Zurich Insurance Group Ltd.	NO	11
		00000					Zurich (Scotland) Limited Partnership	.GBR	OTH	Zurich General Partner (Scotland) Ltd	Ownership	100.000	Zurich Insurance Group Ltd.	NO	11
		00000					Zurich Advice Network Limited	.GBR	OTH	Allied Dunbar Assurance plc	Ownership	100.000	Zurich Insurance Group Ltd.	NO	11
		00000					Zurich AFIN Mexico, S.A. DE C.V.	.MEX	OTH	Zurich Compania de Sefuros, S.A.	Ownership	0.002	Zurich Insurance Group Ltd.	NO	11
		00000					Zurich AFIN Mexico, S.A. DE C.V.	.MEX	OTH	Zurich Versicherungs-Gesellschaft AG	Ownership	99.998	Zurich Insurance Group Ltd.	NO	11
		00000	04-3126497				Zurich Agency Services Inc.	.MA	OTH	Zurich Holding Company of America, Inc.	Ownership	100.000	Zurich Insurance Group Ltd.	NO	11
		00000	86-1164252				Zurich Alternative Asset Management, LLC	.DE	OTH	Zurich Holding Company of America, Inc.	Ownership	100.000	Zurich Insurance Group Ltd.	NO	11
		00000					Zurich America Latina Serviços Brasil Ltda.	.BRA	OTH	Zurich Lebensversicherungs-Gesellschaft AG	Ownership	0.010	Zurich Insurance Group Ltd.	YES	11
		00000					Zurich America Latina Serviços Brasil Ltda.	.BRA	OTH	Zurich Versicherungs-Gesellschaft AG	Ownership	99.990	Zurich Insurance Group Ltd.	NO	11
.0212	Zurich U.S. Insurance Pool Group	16535	36-4233459				Zurich American Insurance Company	.NY	OTH	Zurich Holding Company of America, Inc.	Ownership	100.000	Zurich Insurance Group Ltd.	NO	11
.0212	Zurich U.S. Insurance Pool Group	27855	36-2781080				Zurich American Insurance Company of Illinois	.IL	OTH	American Zurich Insurance Company	Ownership	100.000	Zurich Insurance Group Ltd.	NO	11
.0212	Zurich Ins Group	90557	36-3050975				Zurich American Life Insurance Company	.IL	OTH	Zurich Holding Company of America, Inc.	Ownership	100.000	Zurich Insurance Group Ltd.	NO	11
.0212	Zurich Ins Group	14178	27-4746162				Zurich American Life Insurance Company of New York	.NY	OTH	Zurich American Life Insurance Company.	Ownership	100.000	Zurich Insurance Group Ltd.	NO	11
		00000					Zurich Argentina Cia. de Seguros S.A.	.ARG	OTH	Inversiones Suizo-Argentina S.A.	Ownership	55.461	Zurich Insurance Group Ltd.	NO	11
		00000	AA-2130022				Zurich Argentina Cia. de Seguros S.A.	.ARG	OTH	Zurich Versicherungs-Gesellschaft AG	Ownership	44.536	Zurich Insurance Group Ltd.	NO	11
		00000	AA-2130022				Zurich Argentina Compania de Seguros de Retiro S.A.	.ARG	OTH	Zurich Argentina Cia. de Seguros S.A.	Ownership	46.642	Zurich Insurance Group Ltd.	NO	11
		00000					Zurich Argentina Compania de Seguros de Retiro S.A.	.ARG	OTH	Zurich Versicherungs-Gesellschaft AG	Ownership	53.358	Zurich Insurance Group Ltd.	NO	11

12.10

STATEMENT AS OF JUNE 30, 2024 OF THE FARMERS PROPERTY AND CASUALTY INSURANCE COMPANY

SCHEDULE Y

PART 1A - DETAIL OF INSURANCE HOLDING COMPANY SYSTEM

1	2	3	4	5	6	7	8	9	10	11	12	13	14	15	16
Group Code	Group Name	NAIC Company Code	ID Number	Federal RSSD	CIK	Name of Securities Exchange if Publicly Traded (U.S. or International)	Names of Parent, Subsidiaries Or Affiliates	Domi-ciliary Location	Relation-ship to Reporting Entity	Directly Controlled by (Name of Entity/Person)	Type of Control (Ownership, Board, Management, Attorney-in-Fact, Influence, Other)	If Control is Ownership Provide Percentage	Ultimate Controlling Entity(ies)/Person(s)	Is an SCA Filing Re-quired? (Yes/No)	*
		00000					Zurich Aseguradora Argentina S.A.	.ARG	OTH	Zürich Versicherungs-Gesellschaft AG Zürich Lebensversicherungs-Gesellschaft AG	Ownership	99.900	Zurich Insurance Group Ltd.	NO	11
		00000					Zurich Aseguradora Mexicana, S.A. de C.V.	.MEX	OTH		Ownership	0.000	Zurich Insurance Group Ltd.	NO	11
		00000					Zurich Aseguradora Mexicana, S.A. de C.V.	.MEX	OTH	Zürich Versicherungs-Gesellschaft AG	Ownership	100.000	Zurich Insurance Group Ltd.	NO	11
		00000					Zurich Asset Management Gerente de Fondos Comunes de Inversi	.ARG	OTH	Inversiones Suizo-Argentina S.A.	Ownership	90.000	Zurich Insurance Group Ltd.	NO	11
		00000					Zurich Asset Management Gerente de Fondos Comunes de Inversi	.ARG	OTH	Isis S.A.	Ownership	10.000	Zurich Insurance Group Ltd.	NO	11
		00000					Zurich Assurance Ltd	.GBR	OTH	Eagle Star Holdings Limited	Ownership	100.000	Zurich Insurance Group Ltd.	NO	11
		00000					Zurich Assure Australia Pty Limited	.AUS	OTH	Zurich Financial Services Australia Limited	Ownership	100.000	Zurich Insurance Group Ltd.	NO	11
		00000					Zurich Australia Limited	.AUS	OTH	Zurich Financial Services Australia Limited	Ownership	100.000	Zurich Insurance Group Ltd.	NO	11
		00000	AA-1930995				Zurich Australian Insurance Limited	.AUS	OTH	Zurich Financial Services Australia Limited	Ownership	100.000	Zurich Insurance Group Ltd.	NO	11
		00000					Zurich Australian Insurance Properties Pty Limited	.AUS	OTH	Zurich Australia Limited	Ownership	40.000	Zurich Insurance Group Ltd.	NO	11
		00000					Zurich Australian Insurance Properties Pty Limited	.AUS	OTH	Zurich Australian Insurance Limited	Ownership	60.000	Zurich Insurance Group Ltd.	NO	11
		00000					Zurich Australian Property Holdings Pty Ltd	.AUS	OTH	Zürich Versicherungs-Gesellschaft AG	Ownership	100.000	Zurich Insurance Group Ltd.	NO	11
		00000					Zurich Bank International Limited	.GBR	OTH	Dunbar Assets Ireland	Ownership	100.000	Zurich Insurance Group Ltd.	NO	11
		00000	13-4186554				Zurich Benefit Finance LLC	.DE	OTH	Zurich Holding Company of America, Inc.	Ownership	100.000	Zurich Insurance Group Ltd.	NO	11
		00000					Zurich Beteiligungs-Aktiengesellschaft (Deutschland)	.DEU	OTH	Zurich IT Service AG Niederlassung fur Deutschland	Ownership	82.617	Zurich Insurance Group Ltd.	NO	11
		00000					Zurich Beteiligungs-Aktiengesellschaft (Deutschland)	.DEU	OTH	Zurich Leben Service AG Niederlassung fur Deutschland	Ownership	17.383	Zurich Insurance Group Ltd.	NO	11
		00000					Zurich Brasil Capitalizacao S.A	.BRA	OTH	Zurich Versicherungs-Gesellschaft AG	Ownership	100.000	Zurich Insurance Group Ltd.	NO	11
		00000					Zurich Brasil Companhia de Seguros	.BRA	OTH	Zurich Minas Brasil Seguros S.A.	Ownership	100.000	Zurich Insurance Group Ltd.	NO	11
		00000					Zurich Building Control Services Limited	.GBR	OTH	Zurich Holdings (UK) Limited	Ownership	100.000	Zurich Insurance Group Ltd.	NO	11
		00000					Zurich Canadian Holdings Limited	.CAN	OTH	Zurich Insurance Company Ltd, Canadian Branch	Ownership	68.819	Zurich Insurance Group Ltd.	NO	11
		00000					Zurich Canadian Holdings Limited	.CAN	OTH	Zurich Versicherungs-Gesellschaft AG	Ownership	31.181	Zurich Insurance Group Ltd.	NO	11
		00000					Zurich Commercial Services (Europe) GmbH	.DEU	OTH	Zürich Beteiligungs-Aktiengesellschaft (Deutschland)	Ownership	100.000	Zurich Insurance Group Ltd.	NO	11
		00000					Zurich Community Trust (UK) Limited	.GBR	OTH	Zurich Financial Services (UKISA) Limited	Ownership	50.000	Zurich Insurance Group Ltd.	NO	11
		00000					Zurich Community Trust (UK) Limited	.GBR	OTH	Zurich Financial Services (UKISA) Nominees Limited	Ownership	50.000	Zurich Insurance Group Ltd.	NO	11
		00000					Zurich Compania de Reaseguros Argentina S.A.	.ARG	OTH	Inversiones Suizo-Argentina S.A.	Ownership	95.000	Zurich Insurance Group Ltd.	NO	11
		00000					Zurich Compania de Reaseguros Argentina S.A.	.ARG	OTH	Zurich Versicherungs-Gesellschaft AG	Ownership	5.000	Zurich Insurance Group Ltd.	NO	11
		00000					Zurich Compania de Seguros, S.A.	.MEX	OTH	Zurich Versicherungs-Gesellschaft AG	Ownership	99.883	Zurich Insurance Group Ltd.	NO	11
		00000					Zurich Corredora de Bolsa S.A.	.CHL	OTH	Inversiones Suizo Chilena S.A.	Ownership	99.000	Zurich Insurance Group Ltd.	NO	11
		00000					Zurich Corredora de Bolsa S.A.	.CHL	OTH	Zurich Investments Chile S.A.	Ownership	1.000	Zurich Insurance Group Ltd.	NO	11
		00000					Zurich Customer Active Management, d.o.o.	.SVN	OTH	Zürich Versicherungs-Gesellschaft AG	Ownership	100.000	Zurich Insurance Group Ltd.	YES	11
		00000	36-4412924				Zurich CZI Management Holding Ltd.	.DE	OTH	Zurich Global Investment Management Inc.	Ownership	100.000	Zurich Insurance Group Ltd.	NO	11
		00000					Zurich Deutscher Herold Lebensversicherung Aktiengesellschaft	.DEU	OTH	Deutscher Herold Aktiengesellschaft	Ownership	67.540	Zurich Insurance Group Ltd.	NO	11
		00000					Zurich Deutscher Herold Lebensversicherung Aktiengesellschaft	.DEU	OTH	Zurich Beteiligungs-Aktiengesellschaft (Deutschland)	Ownership	32.460	Zurich Insurance Group Ltd.	NO	11
		00000	95-4773780				Zurich E&S Insurance Brokerage, Inc.	.CA	OTH	Zurich American Insurance Company	Ownership	100.000	Zurich Insurance Group Ltd.	NO	11

12.11

STATEMENT AS OF JUNE 30, 2024 OF THE FARMERS PROPERTY AND CASUALTY INSURANCE COMPANY

SCHEDULE Y

PART 1A - DETAIL OF INSURANCE HOLDING COMPANY SYSTEM

1	2	3	4	5	6	7	8	9	10	11	12	13	14	15	16
Group Code	Group Name	NAIC Company Code	ID Number	Federal RSSD	CIK	Name of Securities Exchange if Publicly Traded (U.S. or International)	Names of Parent, Subsidiaries Or Affiliates	Domi-ciliary Location	Relation-ship to Reporting Entity	Directly Controlled by (Name of Entity/Person)	Type of Control (Ownership, Board, Management, Attorney-in-Fact, Influence, Other)	If Control is Ownership Provide Percentage	Ultimate Controlling Entity(ies)/Person(s)	Is an SCA Filing Re-quired? (Yes/No)	*
		00000					Zurich Employment Services Limited	.GBR	OTH	Zurich Financial Services (UKISA) Limited	Ownership	100.000	Zurich Insurance Group Ltd.	NO	11
		00000					Zurich Engineering Inspection Services Ireland Limited	.IRL	OTH	Zurich Insurance plc	Ownership	100.000	Zurich Insurance Group Ltd.	NO	11
		00000					Zurich Eurolife S.A.	.LUX	OTH	Zurich Lebensversicherungs-Gesellschaft AG	Ownership	90.000	Zurich Insurance Group Ltd.	NO	11
		00000					Zurich Eurolife S.A.	.LUX	OTH	Zurich Versicherungs-Gesellschaft AG	Ownership	10.000	Zurich Insurance Group Ltd.	NO	11
		00000	AA-0053640				Zurich F&I Reinsurance T&C Limited	.TCA	OTH	Universal Underwriters Service Corporation	Ownership	100.000	Zurich Insurance Group Ltd.	NO	11
		00000	AA-0053640				Zurich F&I Reinsurance T&C Limited	.TCA	OTH	Zurich Agency Services Inc.	Ownership	0.001	Zurich Insurance Group Ltd.	NO	11
		00000					Zurich Fianzas Mexico, S.A.DE C.V.	.MEX	OTH	Zurich Versicherungs-Gesellschaft AG	Ownership	100.000	Zurich Insurance Group Ltd.	NO	11
		00000					Zurich Finance (Australia) Limited	.AUS	OTH	Zürich Versicherungs-Gesellschaft AG	Ownership	100.000	Zurich Insurance Group Ltd.	NO	11
		00000					Zurich Finance (Ireland) DAC	.IRL	OTH	Zürich Versicherungs-Gesellschaft AG	Ownership	100.000	Zurich Insurance Group Ltd.	NO	11
		00000					Zurich Finance (Ireland) II DAC	.IRL	OTH	Zürich Versicherungs-Gesellschaft AG	Ownership	100.000	Zurich Insurance Group Ltd.	NO	11
		00000					Zurich Finance (UK) plc	.GBR	OTH	Zurich Financial Services (UKISA) Limited	Ownership	99.998	Zurich Insurance Group Ltd.	NO	11
		00000					Zurich Finance (UK) plc	.GBR	OTH	Zurich Financial Services (UKISA) Nominees Limited	Ownership	0.002	Zurich Insurance Group Ltd.	NO	11
		00000					Zurich Finance Company Ltd	.CHE	OTH	Zurich Versicherungs-Gesellschaft AG	Ownership	100.000	Zurich Insurance Group Ltd.	NO	11
		00000					Zurich Financial Services (Isle of Man) Group Services Limit	.GBR	OTH	Zurich Versicherungs-Gesellschaft AG	Ownership	100.000	Zurich Insurance Group Ltd.	NO	11
		00000					Zurich Financial Services (Isle of Man) Holdings Limited	.GBR	OTH	Zurich Versicherungs-Gesellschaft AG	Ownership	100.000	Zurich Insurance Group Ltd.	NO	11
		00000					Zurich Financial Services (Isle of Man) Insurance Manager Lt	.GBR	OTH	Zurich Versicherungs-Gesellschaft AG	Ownership	100.000	Zurich Insurance Group Ltd.	NO	11
		00000					Zurich Financial Services (UKISA) Limited	.GBR	OTH	Allied Zurich Holdings Limited	Ownership	90.316	Zurich Insurance Group Ltd.	NO	11
		00000					Zurich Financial Services (UKISA) Limited	.GBR	OTH	Zurich Insurance plc	Ownership	9.684	Zurich Insurance Group Ltd.	NO	11
		00000					Zurich Financial Services (UKISA) Nominees Limited	.GBR	OTH	Zurich Financial Services (UKISA) Limited	Ownership	100.000	Zurich Insurance Group Ltd.	NO	11
		00000	AA-1930995				Zurich Financial Services Australia Limited	.AUS	OTH	Zurich Versicherungs-Gesellschaft AG	Ownership	100.000	Zurich Insurance Group Ltd.	NO	11
		00000					Zurich Financial Services EUB Holdings Limited	.IRL	OTH	Zurich Ins Group	Ownership	0.083	Zurich Insurance Group Ltd.	NO	11
		00000					Zurich Financial Services EUB Holdings Limited	.IRL	OTH	Zurich Insurance Group Ltd.	Ownership	99.917	Zurich Insurance Group Ltd.	NO	11
		00000					Zurich Financial Services UK Pension Trustee Limited	.GBR	OTH	Zurich Financial Services (UKISA) Limited	Ownership	99.000	Zurich Insurance Group Ltd.	NO	11
		00000					Zurich Finanz-Gesellschaft AG	.CHE	OTH	Zurich Versicherungs-Gesellschaft AG	Ownership	100.000	Zurich Insurance Group Ltd.	NO	11
		00000					Zurich General Insurance (Hong Kong) Limited	.HKG	OTH	Zurich Insurance Company Ltd, Hong Kong Branch	Ownership	100.000	Zurich Insurance Group Ltd.	NO	11
		00000					Zurich General Insurance Company (China) Limited	.CHN	OTH	Zurich Versicherungs-Gesellschaft AG	Ownership	100.000	Zurich Insurance Group Ltd.	NO	11
		00000					Zurich General Insurance Malaysia Berhad	.MYS	OTH	Zürich Versicherungs-Gesellschaft AG	Ownership	100.000	Zurich Insurance Group Ltd.	NO	11
		00000					Zurich General Partner (Scotland) Ltd	.GBR	OTH	Allied Zurich Holdings Limited	Ownership	100.000	Zurich Insurance Group Ltd.	NO	11
		00000					Zurich General Takaful Malaysia Berhad	.MYS	OTH	Zurich Holdings Malaysia Berhad	Ownership	100.000	Zurich Insurance Group Ltd.	NO	11
		00000					Zurich GL Servicios Mexico, S.A. de C.V.	.MEX	OTH	Zurich Compañía de Seguros, S.A.	Ownership	5.000	Zurich Insurance Group Ltd.	NO	11
		00000					Zurich GL Servicios Mexico, S.A. de C.V.	.MEX	OTH	Zurich Vida, Compañía de Seguros, S.A.	Ownership	95.000	Zurich Insurance Group Ltd.	NO	11
		00000					Zurich Global Corporate UK Limited	.GBR	OTH	Zurich Holdings (UK) Limited	Ownership	100.000	Zurich Insurance Group Ltd.	NO	11
		00000	04-3729755				Zurich Global Investment Management Inc.	.DE	OTH	Zurich Holding Company of America, Inc.	Ownership	100.000	Zurich Insurance Group Ltd.	NO	11
		00000					Zurich Global Ventures MGA Solutions (SA)	.BEL	OTH	Zürich Versicherungs-Gesellschaft AG	Ownership	100.000	Zurich Insurance Group Ltd.	NO	11
		00000	AA-3190947				Zurich Global, Ltd.	.BMU	OTH	Zurich Holding Company of America, Inc.	Ownership	100.000	Zurich Insurance Group Ltd.	NO	11
		00000					Zurich Group Pension Services (UK) Ltd	.GBR	OTH	Zurich Assurance Ltd	Ownership	100.000	Zurich Insurance Group Ltd.	NO	11
		00000					Zurich GSG Limited	.GBR	OTH	Zurich GSH Limited	Ownership	100.000	Zurich Insurance Group Ltd.	NO	11
		00000					Zurich GSH Limited	.GBR	OTH	Zurich Holdings (UK) Limited	Ownership	100.000	Zurich Insurance Group Ltd.	NO	11

STATEMENT AS OF JUNE 30, 2024 OF THE FARMERS PROPERTY AND CASUALTY INSURANCE COMPANY

SCHEDULE Y

PART 1A - DETAIL OF INSURANCE HOLDING COMPANY SYSTEM

1	2	3	4	5	6	7	8	9	10	11	12	13	14	15	16
Group Code	Group Name	NAIC Company Code	ID Number	Federal RSSD	CIK	Name of Securities Exchange if Publicly Traded (U.S. or International)	Names of Parent, Subsidiaries Or Affiliates	Domiciliary Location	Relationship to Reporting Entity	Directly Controlled by (Name of Entity/Person)	Type of Control (Ownership, Board, Management, Attorney-in-Fact, Influence, Other)	If Control is Ownership Provide Percentage	Ultimate Controlling Entity(ies)/Person(s)	Is an SCA Filing Required? (Yes/No)	*
		00000	36-3096373				Zurich Holding Company of America, Inc.	.DE	OTH	Zurich Versicherungs-Gesellschaft AG	Ownership	100.000	Zurich Insurance Group Ltd.	NO	11
		00000					Zurich Holding Ireland Limited	.IRL	OTH	Zurich Versicherungs-Gesellschaft AG	Ownership	100.000	Zurich Insurance Group Ltd.	NO	11
		00000					Zurich Holdings (UK) Limited	.GBR	OTH	Zurich Versicherungs-Gesellschaft AG	Ownership	100.000	Zurich Insurance Group Ltd.	NO	11
		00000					Zurich Immobilien (Deutschland) AG & Co. KG	.DEU	OTH	Zurich Immobilien Liegenschaftsverwaltungs-GesmbH	Ownership	0.000	Zurich Insurance Group Ltd.	NO	11
		00000					Zurich Immobilien Liegenschaftsverwaltungs-GesmbH	.AUT	OTH	Zurich Versicherungs-Gesellschaft AG	Ownership	100.000	Zurich Insurance Group Ltd.	NO	11
		00000					Zurich Immobilien Liegenschaftsverwaltungs-GesmbH	.DEU	OTH	Zurich Immobilien Liegenschaftsverwaltungs-GesmbH	Ownership	100.000	Zurich Insurance Group Ltd.	NO	11
		00000					Zurich Immobilien Liegenschaftsverwaltungs-GesmbH	.GBR	OTH	Zurich Versicherungs-Gesellschaft AG	Ownership	100.000	Zurich Insurance Group Ltd.	NO	7
		00000					Zurich Insurance Company (U.K.) Limited	.GBR	OTH	Zurich Versicherungs-Gesellschaft AG	Ownership	100.000	Zurich Insurance Group Ltd.	NO	7
		00000					Zurich Insurance Company Escritorio de Representacao no Bras	.BRA	OTH	Zurich Versicherungs-Gesellschaft AG	Ownership	100.000	Zurich Insurance Group Ltd.	NO	7
		00000					Zurich Insurance Company Ltd.	.ARG	OTH	Zurich Versicherungs-Gesellschaft AG	Ownership	100.000	Zurich Insurance Group Ltd.	NO	11
		00000			0001127799	SIX Swiss Exchange	Zurich Insurance Group Ltd.	.CHE	OTH	Board of Directors	Board		Shareholders	NO	11
		00000					Zurich Insurance Holdings (Hong Kong) Limited	.HKG	OTH	Zurich Versicherungs-Gesellschaft AG	Ownership	100.000	Zurich Insurance Group Ltd.	NO	11
		00000					Zurich Insurance Malaysia Berhad	.MYS	OTH	Zurich Versicherungs-Gesellschaft AG	Ownership	100.000	Zurich Insurance Group Ltd.	NO	11
		00000	AA-1780059				Zurich Insurance plc	.IRL	OTH	Zurich Beteiligungs-Aktiengesellschaft (Deutschland)	Ownership	25.074	Zurich Insurance Group Ltd.	NO	11
		00000	AA-1780059				Zurich Insurance plc	.IRL	OTH	Zurich Holding Ireland Limited	Ownership	70.405	Zurich Insurance Group Ltd.	NO	11
		00000	AA-1780059				Zurich Insurance plc	.IRL	OTH	Zurich Insurance Company Ltd - Rappresentanza Generale per I	Ownership	4.521	Zurich Insurance Group Ltd.	NO	11
		00000					Zurich Insurance plc, Representative Office Buenos Aires	.ARG	OTH	Zurich Insurance plc	Ownership	100.000	Zurich Insurance Group Ltd.	NO	11
		00000					Zurich Intermediary Group Limited	.GBR	OTH	Zurich Financial Services (UKISA) Limited	Ownership	99.999	Zurich Insurance Group Ltd.	NO	11
		00000					Zurich Intermediary Group Limited	.GBR	OTH	Zurich Financial Services (UKISA) Nominees Limited	Ownership	0.001	Zurich Insurance Group Ltd.	NO	11
		00000	AA-1120018				Zurich International (UK) Limited	.GBR	OTH	Zurich Holdings (UK) Limited	Ownership	100.000	Zurich Insurance Group Ltd.	NO	11
		00000					Zurich International Life Limited	.GBR	OTH	Zurich Versicherungs-Gesellschaft AG	Ownership	100.000	Zurich Insurance Group Ltd.	NO	11
		00000					Zurich International Pensions Administration Limited	.IMN	OTH	Zurich International Life Limited	Ownership	100.000	Zurich Insurance Group Ltd.	NO	11
		00000					Zurich Invest AG	.CHE	OTH	Zurich Versicherungs-Gesellschaft AG	Ownership	100.000	Zurich Insurance Group Ltd.	NO	11
		00000					Zurich Investment Management Limited	.AUS	OTH	Zurich Australia Limited	Ownership	100.000	Zurich Insurance Group Ltd.	NO	11
		00000					Zurich Investment Services Limited	.BMU	OTH	Zurich Finance Company Ltd	Ownership	100.000	Zurich Insurance Group Ltd.	NO	11
		00000					Zurich Investments Life S.p.A.	.ITA	OTH	Zurich Insurance Company Ltd - Rappresentanza Generale per I	Ownership	100.000	Zurich Insurance Group Ltd.	NO	11
		00000					ZURICH IRELAND MASTER TRUSTEE DESIGNATED ACTIVITY COMPANY	.IRL	OTH	Zurich Life Assurance plc	Ownership	100.000	Zurich Insurance Group Ltd.	NO	11
		00000					Zurich Italy S.p.A.	.ITA	OTH	Zurich Versicherungs-Gesellschaft AG	Ownership	100.000	Zurich Insurance Group Ltd.	NO	11
		00000					Zurich JVCompany Servicios Mexico, S.A. DE C.V.	.MEX	OTH	Zurich Santander Seguros Mexico, S.A.	Ownership	99.998	Zurich Insurance Group Ltd.	NO	11
		00000					Zurich JVCompany Servicios Mexico, S.A. DE C.V.	.MEX	OTH	Zurich Vida, Compania de Seguros, S.A.	Ownership	0.002	Zurich Insurance Group Ltd.	NO	11
		00000					Zurich Kunden Center GmbH	.DEU	OTH	Zurich Beteiligungs-Aktiengesellschaft (Deutschland)	Ownership	100.000	Zurich Insurance Group Ltd.	NO	11
		00000	26-0530367				Zurich Latin America Corporation	.FL	OTH	Zurich Holding Company of America, Inc.	Ownership	100.000	Zurich Insurance Group Ltd.	NO	11
		00000					Zurich Latin America Holding S.L. - Sociedad Unipersonal	.ESP	OTH	Zurich Lebensversicherungs-Gesellschaft AG	Ownership	100.000	Zurich Insurance Group Ltd.	NO	11
		00000					Zurich Latin American Services S.A.	.ARG	OTH	Inversiones Suizo-Argentina S.A.	Ownership	6.320	Zurich Insurance Group Ltd.	NO	11
		00000					Zurich Latin American Services S.A.	.ARG	OTH	Zurich Versicherungs-Gesellschaft AG	Ownership	93.680	Zurich Insurance Group Ltd.	NO	11

STATEMENT AS OF JUNE 30, 2024 OF THE FARMERS PROPERTY AND CASUALTY INSURANCE COMPANY

SCHEDULE Y

PART 1A - DETAIL OF INSURANCE HOLDING COMPANY SYSTEM

1	2	3	4	5	6	7	8	9	10	11	12	13	14	15	16
Group Code	Group Name	NAIC Company Code	ID Number	Federal RSSD	CIK	Name of Securities Exchange if Publicly Traded (U.S. or International)	Names of Parent, Subsidiaries Or Affiliates	Domi-ciliary Location	Relation-ship to Reporting Entity	Directly Controlled by (Name of Entity/Person)	Type of Control (Ownership, Board, Management, Attorney-in-Fact, Influence, Other)	If Control is Ownership Provide Percentage	Ultimate Controlling Entity(ies)/Person(s)	Is an SCA Filing Re-quired? (Yes/No)	*
		00000					Zurich Lebensversicherungs-Gesellschaft AG Zurich Legacy Solutions Services (UK) Limited	.CHE	OTH	Zurich Versicherungs-Gesellschaft AG	Ownership	100.000	Zurich Insurance Group Ltd.	NO	11
		00000					Zurich Versicherungs-Gesellschaft AG	.GBR	OTH	Zurich Versicherungs-Gesellschaft AG	Ownership	100.000	Zurich Insurance Group Ltd.	YES	11
		00000					Zurich Life Assurance plc	.IRL	OTH	Zurich Holding Ireland Limited	Ownership	100.000	Zurich Insurance Group Ltd.	NO	11
		00000					Zurich Life Insurance (Hong Kong) Limited	.HKG	OTH	Zürich Versicherungs-Gesellschaft AG	Ownership	100.000	Zurich Insurance Group Ltd.	NO	11
		00000					Zurich Life Insurance Company Ltd., Representative office Buenos Aires	.ARG	OTH	Zurich Lebensversicherungs-Gesellschaft AG	Ownership	100.000	Zurich Insurance Group Ltd.	NO	11
		00000					Zurich Lebensversicherungs-Gesellschaft AG			Zürich Lebensversicherungs-Gesellschaft AG	Ownership	100.000	Zurich Insurance Group Ltd.	NO	11
		00000					Zurich Life Preparatory Japan Co. Ltd.	.JPN	OTH	Zurich Versicherungs-Gesellschaft AG	Ownership	100.000	Zurich Insurance Group Ltd.	NO	11
		00000					Zurich Livell Services and Solutions AG	.CHE	OTH	Zürich Versicherungs-Gesellschaft AG	Ownership	100.000	Zurich Insurance Group Ltd.	NO	11
		00000					Zurich Management (Bermuda) Ltd	.BMU	OTH	Zurich Versicherungs-Gesellschaft AG	Ownership	100.000	Zurich Insurance Group Ltd.	NO	11
		00000					Zurich Management Services Limited	.GBR	OTH	Zurich Holdings (UK) Limited	Ownership	100.000	Zurich Insurance Group Ltd.	NO	11
		00000					Zurich Medical Analytics Pty Ltd	.AUS	OTH	Zürich Versicherungs-Gesellschaft AG	Ownership	100.000	Zurich Insurance Group Ltd.	NO	11
		00000					Zurich Minas Brasil Seguros S.A.	.BRA	OTH	Zurich Versicherungs-Gesellschaft AG	Ownership	100.000	Zurich Insurance Group Ltd.	NO	11
		00000					Zurich Pension Trustees Ireland Limited	.IRL	OTH	Zurich Insurance plc	Ownership	50.000	Zurich Insurance Group Ltd.	NO	11
		00000					Zurich Pension Trustees Ireland Limited	.IRL	OTH	Zurich Trustee Services Limited	Ownership	50.000	Zurich Insurance Group Ltd.	NO	11
		00000					Zurich Pension Trustees Limited	.GBR	OTH	Zurich Assurance Ltd	Ownership	100.000	Zurich Insurance Group Ltd.	NO	11
		00000					Zurich Pensions Management Limited	.GBR	OTH	Allied Dunbar Assurance plc	Ownership	100.000	Zurich Insurance Group Ltd.	NO	11
		00000					Zurich Pensionskassen-Beratung AG	.CHE	OTH	Zurich Lebensversicherungs-Gesellschaft AG	Ownership	100.000	Zurich Insurance Group Ltd.	NO	11
		00000					Zurich Professional Limited	.GBR	OTH	Zurich Holdings (UK) Limited	Ownership	100.000	Zurich Insurance Group Ltd.	NO	11
		00000					Zurich Project Finance (UK) Limited	.GBR	OTH	Zürich Versicherungs-Gesellschaft AG	Ownership	100.000	Zurich Insurance Group Ltd.	NO	11
		00000					Zurich Properties Pty Limited	.AUS	OTH	Zurich Australia Limited	Ownership	40.001	Zurich Insurance Group Ltd.	NO	11
		00000					Zurich Properties Pty Limited	.AUS	OTH	Zurich Australian Insurance Limited	Ownership	59.999	Zurich Insurance Group Ltd.	NO	11
		00000					Zurich Property Services Malaysia Sdn Bhd	.MYS	OTH	Zurich Versicherungs-Gesellschaft AG	Ownership	100.000	Zurich Insurance Group Ltd.	NO	11
		00000	30-0165071				Zurich Realty, Inc.	.MD	OTH	Zurich Holding Company of America, Inc.	Ownership	100.000	Zurich Insurance Group Ltd.	NO	11
		00000					Zurich Rechtsschutz-Schadenservice GmbH	.DEU	OTH	Zurich Beteiligungs-Aktiengesellschaft (Deutschland)	Ownership	100.000	Zurich Insurance Group Ltd.	NO	11
		00000					Zurich Resseguradora Brasil S.A.	.BRA	OTH	Zurich Lebensversicherungs-Gesellschaft AG	Ownership	0.001	Zurich Insurance Group Ltd.	NO	11
		00000					Zurich Resseguradora Brasil S.A.	.BRA	OTH	Zurich Versicherungs-Gesellschaft AG	Ownership	99.999	Zurich Insurance Group Ltd.	NO	11
		00000					Zurich Risk Management Services (India) Private Limited	.IND	OTH	Zürich Rückversicherungs-Gesellschaft AG	Ownership	1.000	Zurich Insurance Group Ltd.	NO	11
		00000					Zurich Risk Management Services (India) Private Limited	.IND	OTH	Zurich Versicherungs-Gesellschaft AG	Ownership	99.000	Zurich Insurance Group Ltd.	NO	11
		00000					Zurich Rückversicherungs-Gesellschaft AG	.CHE	OTH	Zurich Versicherungs-Gesellschaft AG	Ownership	100.000	Zurich Insurance Group Ltd.	NO	11
		00000					Zurich Sander Vermögensverwaltungs AG (Deutschland)	.DEU	OTH	Zürich Beteiligungs-Aktiengesellschaft (Deutschland)	Ownership	32.460	Zurich Insurance Group Ltd.	NO	11
		00000					Zurich Sander Vermögensverwaltungs AG (Deutschland)	.DEU	OTH	Deutscher Herold Aktiengesellschaft	Ownership	67.540	Zurich Insurance Group Ltd.	NO	11
		00000					Zurich Santander Brasil Odonto LTDA.	.BRA	OTH	Zurich Santander Brasil Seguros e Previd ncia S.A.	Ownership	99.000	Zurich Insurance Group Ltd.	NO	11
		00000					Zurich Santander Brasil Odonto LTDA.	.BRA	OTH	Zurich Santander Brasil Seguros S.A.	Ownership	1.000	Zurich Insurance Group Ltd.	NO	11
		00000					Zurich Santander Brasil Seguros e Previd ncia S.A.	.BRA	OTH	Zurich Latin America Holding S.L. - Sociedad Unipersonal	Ownership	0.220	Zurich Insurance Group Ltd.	NO	11
		00000					Zurich Santander Brasil Seguros e Previd ncia S.A.	.BRA	OTH	Zurich Santander Holding (Spain), S.L.	Ownership	99.568	Zurich Insurance Group Ltd.	NO	11
		00000					Zurich Santander Brasil Seguros S.A.	.BRA	OTH	Zurich Santander Brasil Seguros e Previd ncia S.A.	Ownership	100.000	Zurich Insurance Group Ltd.	NO	11
		00000					Zurich Santander Holding (Spain), S.L.	.ESP	OTH	Zurich Santander Insurance America, S.L.	Ownership	100.000	Zurich Insurance Group Ltd.	NO	11

12.14

STATEMENT AS OF JUNE 30, 2024 OF THE FARMERS PROPERTY AND CASUALTY INSURANCE COMPANY

SCHEDULE Y

PART 1A - DETAIL OF INSURANCE HOLDING COMPANY SYSTEM

1	2	3	4	5	6	7	8	9	10	11	12	13	14	15	16
Group Code	Group Name	NAIC Company Code	ID Number	Federal RSSD	CIK	Name of Securities Exchange if Publicly Traded (U.S. or International)	Names of Parent, Subsidiaries Or Affiliates	Domi-ciliary Location	Relation-ship to Reporting Entity	Directly Controlled by (Name of Entity/Person)	Type of Control (Ownership, Board, Management, Attorney-in-Fact, Influence, Other)	If Control is Ownership Provide Percentage	Ultimate Controlling Entity(ies)/Person(s)	Is an SCA Filing Re-quired? (Yes/No)	*
		00000					Zurich Santander Holding Dos (Spain), S.L.	.ESP	OTH	Zurich Santander Insurance America, S.L. - Zurich Latin America Holding S.L. - Sociedad Unipersonal	Ownership	100.000	Zurich Insurance Group Ltd.	NO	11
		00000					Zurich Santander Insurance America, S.L.	.ESP	OTH	Inversiones ZS America SpA	Ownership	51.000	Zurich Insurance Group Ltd.	NO	11
		00000					Zurich Santander Seguros Argentina S.A.	.ARG	OTH	Inversiones ZS America SpA	Ownership	4.000	Zurich Insurance Group Ltd.	NO	11
		00000					Zurich Santander Seguros Argentina S.A.	.ARG	OTH	Zurich Santander Insurance America, S.L.	Ownership	96.000	Zurich Insurance Group Ltd.	NO	11
		00000					Zurich Santander Seguros de Vida Chile S.A.	.CHL	OTH	Inversiones ZS America Dos Limitada	Ownership	99.782	Zurich Insurance Group Ltd.	NO	11
		00000					Zurich Santander Seguros de Vida Chile S.A.	.CHL	OTH	Inversiones ZS America SpA	Ownership	0.218	Zurich Insurance Group Ltd.	NO	11
		00000					Zurich Santander Seguros Generales Chile S.A.	.CHL	OTH	Inversiones ZS America Dos Limitada	Ownership	99.505	Zurich Insurance Group Ltd.	NO	11
		00000					Zurich Santander Seguros Generales Chile S.A.	.CHL	OTH	Inversiones ZS America SpA	Ownership	0.495	Zurich Insurance Group Ltd.	NO	11
		00000					Zurich Santander Seguros Mexico, S.A.	.MEX	OTH	Inversiones ZS America SpA	Ownership	0.001	Zurich Insurance Group Ltd.	NO	11
		00000					Zurich Santander Seguros Mexico, S.A.	.MEX	OTH	Zurich Santander Insurance America, S.L.	Ownership	99.999	Zurich Insurance Group Ltd.	NO	11
		00000					Zurich Schweiz Services AG	.CHE	OTH	Zürich Versicherungs-Gesellschaft AG	Ownership	100.000	Zurich Insurance Group Ltd.	NO	11
		00000					Zurich Seguros Ecuador, S.A.	.ECU	OTH	Zürich Versicherungs-Gesellschaft AG	Ownership	100.000	Zurich Insurance Group Ltd.	NO	11
		00000					Zurich Service GmbH	.DEU	OTH	Zurich Versicherungs-Aktiengesellschaft	Ownership	100.000	Zurich Insurance Group Ltd.	NO	11
		00000					Zurich Services (Australia) Pty Limited	.AUS	OTH	Zurich Financial Services Australia Limited	Ownership	100.000	Zurich Insurance Group Ltd.	NO	11
		00000					Zurich Services (Hong Kong) Limited	.HKG	OTH	Zurich Insurance Holdings (Hong Kong) Limited	Ownership	99.997	Zurich Insurance Group Ltd.	NO	11
		00000					Zurich Services (Hong Kong) Limited	.HKG	OTH	Zürich Versicherungs-Gesellschaft AG	Ownership	0.003	Zurich Insurance Group Ltd.	NO	11
		00000					Zurich Services A.I.E.	.ESP	OTH	AIDE Asistencia Seguros y Reaseguros, S.A. - Sociedad Uniper	Ownership	0.001	Zurich Insurance Group Ltd.	NO	11
		00000					Zurich Services A.I.E.	.ESP	OTH	Bansabadell Pensiones, E.G.F.P, S.A.	Ownership	0.001	Zurich Insurance Group Ltd.	NO	11
		00000					Zurich Services A.I.E.	.ESP	OTH	Bansabadell Seguros Generales, S.A. de Seguros y Reaseguros	Ownership	0.001	Zurich Insurance Group Ltd.	NO	11
		00000					Zurich Services A.I.E.	.ESP	OTH	Bansabadell Vida S.A. de Seguros y Reaseguros	Ownership	0.001	Zurich Insurance Group Ltd.	NO	11
		00000					Zurich Services A.I.E.	.ESP	OTH	Zurich Insurance plc, Sucursal en Espana	Ownership	97.180	Zurich Insurance Group Ltd.	NO	11
		00000					Zurich Services A.I.E.	.ESP	OTH	Zurich Vida, Compania de Seguros y Reaseguros, S.A. - Socied	Ownership	2.816	Zurich Insurance Group Ltd.	NO	11
		00000					Zurich Services Company (Pty) Ltd	.AUS	OTH	Zürich Versicherungs-Gesellschaft AG	Ownership	100.000	Zurich Insurance Group Ltd.	NO	11
		00000	35-2546417				Zurich Services US. LLC	.DE	OTH	Farmers Group, Inc.	Ownership	50.000	Zurich Insurance Group Ltd.	NO	11
		00000	35-2546417				Zurich Services US. LLC	.DE	OTH	Zurich Holding Company of America, Inc.	Ownership	50.000	Zurich Insurance Group Ltd.	NO	11
		00000					Zurich Servicios de Mexico, S.A. de C.V.	.MEX	OTH	Zurich Vida, Compania de Seguros, S.A.	Ownership	90.000	Zurich Insurance Group Ltd.	NO	11
		00000					Zurich Servicios de Mexico, S.A. de C.V.	.MEX	OTH	Zurich, Compania de Seguros, S.A.	Ownership	10.000	Zurich Insurance Group Ltd.	NO	11
		00000					ZURICH SERVICIOS DIRECTO ESPAÑA, S.L.	.ESP	OTH	Zurich Insurance Mobile Solutions AG	Ownership	100.000	Zurich Insurance Group Ltd.	NO	11
		00000					Zurich Servicios y Soporte México, S.A. de C.V.	.MEX	OTH	Zürich Lebensversicherungs-Gesellschaft AG	Ownership	0.020	Zurich Insurance Group Ltd.	NO	11
		00000					Zurich Servicios y Soporte México, S.A. de C.V.	.MEX	OTH	Zürich Versicherungs-Gesellschaft AG	Ownership	99.980	Zurich Insurance Group Ltd.	NO	11
		00000					Zurich Shared Services S.A.	.CHL	OTH	Inversiones Suizo Chilena S.A.	Ownership	99.987	Zurich Insurance Group Ltd.	NO	11
		00000					Zurich Shared Services S.A.	.CHL	OTH	Zurich Investments Chile S.A.	Ownership	0.013	Zurich Insurance Group Ltd.	NO	11
		00000					Zurich Sigorta A.S.	.TUR	OTH	Zurich Versicherungs-Gesellschaft AG	Ownership	100.000	Zurich Insurance Group Ltd.	NO	8
		00000					Zurich Small Amount and Short Term Insurance Ltd	.JPN	OTH	Zürich Versicherungs-Gesellschaft AG	Ownership	100.000	Zurich Insurance Group Ltd.	NO	9
		00000					Zurich South America Invest AB	.SWE	OTH	Zurich Versicherungs-Gesellschaft AG	Ownership	100.000	Zurich Insurance Group Ltd.	NO	11
		00000					Zurich Specialties London Limited	.GBR	OTH	Zurich Holdings (UK) Limited	Ownership	100.000	Zurich Insurance Group Ltd.	NO	11
		00000					Zurich Structured Finance, Inc.	.DE	OTH	Zurich Finance Company Ltd	Ownership	100.000	Zurich Insurance Group Ltd.	NO	11
		00000					Zurich Takaful Malaysia Berhad (ZTMB)	.MYS	OTH	Zurich Versicherungs-Gesellschaft AG	Ownership	100.000	Zurich Insurance Group Ltd.	NO	11

STATEMENT AS OF JUNE 30, 2024 OF THE FARMERS PROPERTY AND CASUALTY INSURANCE COMPANY

SCHEDULE Y

PART 1A - DETAIL OF INSURANCE HOLDING COMPANY SYSTEM

1	2	3	4	5	6	7	8	9	10	11	12	13	14	15	16
Group Code	Group Name	NAIC Company Code	ID Number	Federal RSSD	CIK	Name of Securities Exchange if Publicly Traded (U.S. or International)	Names of Parent, Subsidiaries Or Affiliates	Domiciliary Location	Relationship to Reporting Entity	Directly Controlled by (Name of Entity/Person)	Type of Control (Ownership, Board, Management, Attorney-in-Fact, Influence, Other)	If Control is Ownership Provide Percentage	Ultimate Controlling Entity(ies)/Person(s)	Is an SCA Filing Required? (Yes/No)	*
		00000					Zurich Technical and Consulting Services (Beijing) Co. Ltd.	..CHN.....	OTH.....	Zurich Insurance Holdings (Hong Kong) Limited	Ownership.....	100.000	Zurich Insurance Group Ltd.	..NO.....	11
		00000					Zurich Technical Development (China) Limited	..CHN.....	OTH.....	Zurich Insurance Holdings (Hong Kong) Limited	Ownership.....	100.000	Zurich Insurance Group Ltd.	..NO.....	11
		00000					Zurich Technology Malaysia Sdn Bhd	..MYS.....	OTH.....	Zurich Technology Services Malaysia Sdn Bhd	Ownership.....	100.000	Zurich Insurance Group Ltd.	..NO.....	11
		00000					Zurich Technology Services Malaysia Sdn Bhd	..MYS.....	OTH.....	Zurich Versicherungs-Gesellschaft AG	Ownership.....	100.000	Zurich Insurance Group Ltd.	..NO.....	11
		00000					Zurich Transitional Services Limited	..GBR.....	OTH.....	Zurich Holdings (UK) Limited	Ownership.....	100.000	Zurich Insurance Group Ltd.	..NO.....	11
		00000					Zurich Travel Solutions Pty Limited	..AUS.....	OTH.....	Zürich Versicherungs-Gesellschaft AG	Ownership.....	100.000	Zurich Insurance Group Ltd.	..NO.....	11
		00000					Zurich Treasury Services Limited	..IRL.....	OTH.....	Zurich Financial Services EUB Holdings Limited	Ownership.....	100.000	Zurich Insurance Group Ltd.	..NO.....	11
		00000					Zurich Trustee Services Limited	..IRL.....	OTH.....	Zurich Life Assurance plc	Ownership.....	100.000	Zurich Insurance Group Ltd.	..NO.....	11
		00000					Zurich UK General Employee Services Limited	..GBR.....	OTH.....	Zurich UK General Services Limited	Ownership.....	100.000	Zurich Insurance Group Ltd.	..NO.....	11
		00000					Zurich UK General Services Limited	..GBR.....	OTH.....	Zurich Holdings (UK) Limited	Ownership.....	100.000	Zurich Insurance Group Ltd.	..NO.....	11
		00000	AA-1220080				Zurich Versicherungs-Aktiengesellschaft	..AUT.....	OTH.....	Zurich Versicherungs-Gesellschaft AG	Ownership.....	99.981	Zurich Insurance Group Ltd.	..NO.....	11
		00000	AA-1460190				Zurich Versicherungs-Gesellschaft AG	..CHE.....	OTH.....	Zurich Insurance Group Ltd.	Ownership.....	100.000	Zurich Insurance Group Ltd.	..YES.....	11
		00000					Zurich Vida e Previdencia S.A.	..BRA.....	OTH.....	Zurich Minas Brasil Seguros S.A.	Ownership.....	100.000	Zurich Insurance Group Ltd.	..NO.....	11
		00000	AA-1840022				Zurich Vida, Compañía de Seguros y Reaseguros, S.A. - Sociad	..ESP.....	OTH.....	Zurich Lebensversicherungs-Gesellschaft AG	Ownership.....	100.000	Zurich Insurance Group Ltd.	..NO.....	11
		00000	AA-2734111				Zurich Vida, Compañía de Seguros, S.A.	..MEX.....	OTH.....	Zurich Versicherungs-Gesellschaft AG	Ownership.....	100.000	Zurich Insurance Group Ltd.	..NO.....	11
		00000					Zurich Vorsorge-Beratungs und Vertriebs GmbH (Deutschland)	..DEU.....	OTH.....	Zürich Beteiligungs-Aktiengesellschaft (Deutschland)	Ownership.....	100.000	Zurich Insurance Group Ltd.	..NO.....	11
		00000					Zurich Workplace Solutions (Middle East) Limited	..ARE.....	OTH.....	Zurich International Life Limited	Ownership.....	100.000	Zurich Insurance Group Ltd.	..NO.....	11

Asterisk	Explanation
	Note 1: Farmers Insurance Exchange is a California interinsurance exchange owned by its policyholders. Its attorney-in-fact is Farmers Group, Inc. dba Farmers Underwriters Association, which is a subsidiary of Zurich Insurance Group Ltd.
	Note 2: Farmers Group Inc, as attorney-in-fact for Farmers Insurance Exchange, provides management services to Farmers Texas County Mutual Insurance Company.
	Note 3: Fire Insurance Exchange is a California interinsurance exchange owned by its policyholders. Its attorney-in-fact is Fire Underwriters Association, which is a subsidiary of Zurich Insurance Group Ltd.
	Note 4: Foremost County Mutual Insurance Company is a Texas County mutual insurance company managed by Foremost Insurance Company Grand Rapids, Michigan.
	Note 5: Foremost Lloyds of Texas is a Texas company managed by Foremost Insurance Company Grand Rapids, Michigan.
	Note 6: Truck Insurance Exchange is a California interinsurance exchange owned by its policyholders. Its attorney-in-fact is Truck Underwriters Association, which is a subsidiary of Zurich Insurance Group Ltd.
	Note 7: Zurich Insurance Plc operates branches in the following countries: Italy (AA-1364106), Portugal (AA-1820001), Spain (AA-1840150), and United Kingdom (AA-1780059).
	Note 8: Zurich Versicherungs-Aktiengesellschaft operates a branch in Germany (AA-1340017)
	Note 9: Zurich Versicherungs-Gesellschaft AG also known as Zurich Insurance Company, Ltd operates branches in the following countries: Bermuda (AA-3190825), Canada (AA-1560999), Hong Kong (AA-5324112), Ireland (AA-1780042), Japan (AA-1584115), and Singapore (AA-5760036). It also operates a management entity Alpina International (AA-1460010) in Switzerland.
	Note 10: An affiliate entity is the attorney-in-fact of Farmers Insurance Exchange, Fire Insurance Exchange and Truck Insurance Exchange (collectively Exchanges). The reporting entity's relationship to the Exchanges, their subsidiaries, and the affiliates that they manage is classified as OTHER.
	Note 11: This company is a subsidiary of Zurich Insurance Group Ltd., and is an affiliate of Farmers Group, Inc.
	Note 12: Farmers Lloyds Insurance Company of Texas is a Texas company managed by Farmers Lloyds, Inc.

STATEMENT AS OF JUNE 30, 2024 OF THE FARMERS PROPERTY AND CASUALTY INSURANCE COMPANY

PART 1 - LOSS EXPERIENCE

Line of Business	Current Year to Date			4
	1 Direct Premiums Earned	2 Direct Losses Incurred	3 Direct Loss Percentage	Prior Year to Date Direct Loss Percentage
1. Fire	2,429,279			
2.1 Allied Lines	55,258			
2.2 Multiple peril crop				
2.3 Federal flood	5,836,183	1,801,145	30.9	44.4
2.4 Private crop				
2.5 Private flood				
3. Farmowners multiple peril				
4. Homeowners multiple peril	337,241,855	162,748,806	48.3	76.5
5.1 Commercial multiple peril (non-liability portion)		(435,102)		(3,069.8)
5.2 Commercial multiple peril (liability portion)		4,121,145		75,747.1
6. Mortgage guaranty				
8. Ocean marine				
9.1 Inland marine	6,676,653	1,514,290	22.7	16.3
9.2 Pet insurance				
10. Financial guaranty				
11.1 Medical professional liability - occurrence				
11.2 Medical professional liability - claims-made				
12. Earthquake	2,079,531			
13.1 Comprehensive (hospital and medical) individual				
13.2 Comprehensive (hospital and medical) group				
14. Credit accident and health				
15.1 Vision only				
15.2 Dental only				
15.3 Disability income				
15.4 Medicare supplement				
15.5 Medicaid Title XIX				
15.6 Medicare Title XVIII				
15.7 Long-term care				
15.8 Federal employees health benefits plan				
15.9 Other health				
16. Workers' compensation				
17.1 Other liability - occurrence	19,564,956	23,920,541	122.3	71.7
17.2 Other liability - claims-made				
17.3 Excess workers' compensation				
18.1 Products liability - occurrence				
18.2 Products liability - claims-made				
19.1 Private passenger auto no-fault (personal injury protection)	20,951,870	8,177,401	39.0	43.6
19.2 Other private passenger auto liability	165,308,286	128,437,028	77.7	88.3
19.3 Commercial auto no-fault (personal injury protection)		(42,130)		9,898.5
19.4 Other commercial auto liability		2,980,346		(380.1)
21.1 Private passenger auto physical damage	189,686,053	100,209,666	52.8	65.4
21.2 Commercial auto physical damage		24,516		(1,471.2)
22. Aircraft (all perils)				
23. Fidelity				
24. Surety				
26. Burglary and theft				
27. Boiler and machinery				
28. Credit				
29. International				
30. Warranty				
31. Reinsurance - Nonproportional Assumed Property	XXX	XXX	XXX	XXX
32. Reinsurance - Nonproportional Assumed Liability	XXX	XXX	XXX	XXX
33. Reinsurance - Nonproportional Assumed Financial Lines	XXX	XXX	XXX	XXX
34. Aggregate write-ins for other lines of business				
35. Totals	749,829,924	433,457,652	57.8	74.5
DETAILS OF WRITE-INS				
3401.				
3402.				
3403.				
3498. Summary of remaining write-ins for Line 34 from overflow page				
3499. Totals (Lines 3401 through 3403 plus 3498)(Line 34 above)				

STATEMENT AS OF JUNE 30, 2024 OF THE FARMERS PROPERTY AND CASUALTY INSURANCE COMPANY

PART 2 - DIRECT PREMIUMS WRITTEN

Line of Business		1 Current Quarter	2 Current Year to Date	3 Prior Year Year to Date
1.	Fire			
2.1	Allied Lines			
2.2	Multiple peril crop			
2.3	Federal flood	3,022,863	5,485,399	5,297,606
2.4	Private crop			
2.5	Private flood			
3.	Farmowners multiple peril			
4.	Homeowners multiple peril	183,193,724	330,161,550	321,578,081
5.1	Commercial multiple peril (non-liability portion)			
5.2	Commercial multiple peril (liability portion)			
6.	Mortgage guaranty			
8.	Ocean marine			
9.1	Inland marine	3,678,118	6,312,120	7,413,017
9.2	Pet insurance			
10.	Financial guaranty			
11.1	Medical professional liability - occurrence			
11.2	Medical professional liability - claims-made			
12.	Earthquake	950,487	1,827,344	2,116,432
13.1	Comprehensive (hospital and medical) individual			
13.2	Comprehensive (hospital and medical) group			
14.	Credit accident and health			
15.1	Vision only			
15.2	Dental only			
15.3	Disability income			
15.4	Medicare supplement			
15.5	Medicaid Title XIX			
15.6	Medicare Title XVIII			
15.7	Long-term care			
15.8	Federal employees health benefits plan			
15.9	Other health			
16.	Workers' compensation			
17.1	Other liability - occurrence	9,881,307	18,927,624	20,118,085
17.2	Other liability - claims-made			
17.3	Excess workers' compensation			
18.1	Products liability - occurrence			
18.2	Products liability - claims-made			
19.1	Private passenger auto no-fault (personal injury protection)	10,221,210	20,775,279	21,745,039
19.2	Other private passenger auto liability	80,545,027	166,656,067	175,410,260
19.3	Commercial auto no-fault (personal injury protection)			(73)
19.4	Other commercial auto liability			(1,285)
21.1	Private passenger auto physical damage	91,792,938	190,958,807	194,964,115
21.2	Commercial auto physical damage			(618)
22.	Aircraft (all perils)			
23.	Fidelity			
24.	Surety			
26.	Burglary and theft			
27.	Boiler and machinery			
28.	Credit			
29.	International			
30.	Warranty			
31.	Reinsurance - Nonproportional Assumed Property	XXX	XXX	XXX
32.	Reinsurance - Nonproportional Assumed Liability	XXX	XXX	XXX
33.	Reinsurance - Nonproportional Assumed Financial Lines	XXX	XXX	XXX
34.	Aggregate write-ins for other lines of business			
35.	Totals	383,285,674	741,104,190	748,640,659
DETAILS OF WRITE-INS				
3401.			
3402.			
3403.			
3498.	Summary of remaining write-ins for Line 34 from overflow page			
3499.	Totals (Lines 3401 through 3403 plus 3498)(Line 34 above)			

STATEMENT AS OF JUNE 30, 2024 OF THE FARMERS PROPERTY AND CASUALTY INSURANCE COMPANY

PART 3 (\$000 OMITTED)

LOSS AND LOSS ADJUSTMENT EXPENSE RESERVES SCHEDULE

	1	2	3	4	5	6	7	8	9	10	11	12	13
Years in Which Losses Occurred	Prior Year-End Known Case Loss and LAE Reserves	Prior Year-End IBNR Loss and LAE Reserves	Total Prior Year-End Loss and LAE Reserves (Cols. 1+2)	2024 Loss and LAE Payments on Claims Reported as of Prior Year-End	2024 Loss and LAE Payments on Claims Unreported as of Prior Year-End	Total 2024 Loss and LAE Payments (Cols. 4+5)	Q.S. Date Known Case Loss and LAE Reserves on Claims Reported and Open as of Prior Year End	Q.S. Date Known Case Loss and LAE Reserves on Claims Reported or Reopened Subsequent to Prior Year End	Q.S. Date IBNR Loss and LAE Reserves	Total Q.S. Loss and LAE Reserves (Cols.7+8+9)	Prior Year-End Known Case Loss and LAE Reserves Developed (Savings)/ Deficiency (Cols.4+7 minus Col. 1)	Prior Year-End IBNR Loss and LAE Reserves Developed (Savings)/ Deficiency (Cols. 5+8+9 minus Col. 2)	Prior Year-End Total Loss and LAE Reserve Developed (Savings)/ Deficiency (Cols. 11+12)
1. 2021 + Prior	220,778	141,822	362,600	92,936	2,342	95,278	154,455	3,461	108,679	266,595	26,613	(27,340)	(727)
2. 2022	8	(8)					8		(8)				
3. Subtotals 2022 + Prior	220,786	141,814	362,600	92,936	2,342	95,278	154,463	3,461	108,671	266,595	26,613	(27,340)	(727)
4. 2023													
5. Subtotals 2023 + Prior	220,786	141,814	362,600	92,936	2,342	95,278	154,463	3,461	108,671	266,595	26,613	(27,340)	(727)
6. 2024	XXX	XXX	XXX	XXX			XXX				XXX	XXX	XXX
7. Totals	220,786	141,814	362,600	92,936	2,342	95,278	154,463	3,461	108,671	266,595	26,613	(27,340)	(727)
8. Prior Year-End Surplus As Regards Policyholders	2,384,481										Col. 11, Line 7 As % of Col. 1 Line 7	Col. 12, Line 7 As % of Col. 2 Line 7	Col. 13, Line 7 As % of Col. 3 Line 7
											1. 12.1	2. (19.3)	3. (0.2)
													Col. 13, Line 7 As a % of Col. 1 Line 8
													4. 0.0

SUPPLEMENTAL EXHIBITS AND SCHEDULES INTERROGATORIES

The following supplemental reports are required to be filed as part of your statement filing. However, in the event that your company does not transact the type of business for which the special report must be filed, your response of NO to the specific interrogatory will be accepted in lieu of filing a "NONE" report and a bar code will be printed below. If the supplement is required of your company but is not being filed for whatever reason enter SEE EXPLANATION and provide an explanation following the interrogatory questions.


	Response
1. Will the Trusteed Surplus Statement be filed with the state of domicile and the NAIC with this statement?	NO
2. Will Supplement A to Schedule T (Medical Professional Liability Supplement) be filed with this statement?	NO
3. Will the Medicare Part D Coverage Supplement be filed with the state of domicile and the NAIC with this statement?	NO
4. Will the Director and Officer Insurance Coverage Supplement be filed with the state of domicile and the NAIC with this statement?	NO
AUGUST FILING	
5. Will the regulator-only (non-public) Communication of Internal Control Related Matters Noted in Audit be filed with the state of domicile and electronically with the NAIC (as a regulator-only non-public document) by August 1? The response for 1st and 3rd quarters should be N/A. A NO response resulting with a bar code is only appropriate in the 2nd quarter.	YES

Explanations:

- 1.
- 2.
- 3.
- 4.

Bar Codes:

1. Trusteed Surplus Statement [Document Identifier 490]
2. Supplement A to Schedule T [Document Identifier 455]
3. Medicare Part D Coverage Supplement [Document Identifier 365]
4. Director and Officer Supplement [Document Identifier 505]



OVERFLOW PAGE FOR WRITE-INS

Additional Write-ins for Assets Line 25

	Current Statement Date			4 December 31 Prior Year Net Admitted Assets
	1 Assets	2 Nonadmitted Assets	3 Net Admitted Assets (Cols. 1 - 2)	
2504. Prepaid expenses	1,292,539	1,292,539		
2597. Summary of remaining write-ins for Line 25 from overflow page	1,292,539	1,292,539		

Additional Write-ins for Liabilities Line 25

	1 Current Statement Date	2 December 31, Prior Year
2504. Deferred agent/DM bonus liability	432,114	187,206
2505. Agent/DM bonus liability	(419,156)	(179,310)
2506. Accounts payable		8,080,030
2597. Summary of remaining write-ins for Line 25 from overflow page	12,958	8,087,925

STATEMENT AS OF JUNE 30, 2024 OF THE FARMERS PROPERTY AND CASUALTY INSURANCE COMPANY

SCHEDULE A - VERIFICATION

Real Estate

	1 Year to Date	2 Prior Year Ended December 31
1. Book/adjusted carrying value, December 31 of prior year		
2. Cost of acquired:		
2.1 Actual cost at time of acquisition		
2.2 Additional investment made after acquisition		
3. Current year change in encumbrances		
4. Total gain (loss) on disposals		
5. Deduct amounts received on disposals		
6. Total foreign exchange change in book/adjusted carrying value		
7. Deduct current year's other than temporary impairment recognized		
8. Deduct current year's depreciation		
9. Book/adjusted carrying value at the end of current period (Lines 1+2+3+4-5+6-7-8)		
10. Deduct total nonadmitted amounts		
11. Statement value at end of current period (Line 9 minus Line 10)		

NONE

SCHEDULE B - VERIFICATION

Mortgage Loans

	1 Year to Date	2 Prior Year Ended December 31
1. Book value/recorded investment excluding accrued interest, December 31 of prior year	327,799,481	344,605,340
2. Cost of acquired:		
2.1 Actual cost at time of acquisition	6,075,000	5,999,995
2.2 Additional investment made after acquisition	412,694	
3. Capitalized deferred interest and other		
4. Accrual of discount	34,554	98,441
5. Unrealized valuation increase/(decrease)		
6. Total gain (loss) on disposals		
7. Deduct amounts received on disposals	8,871,857	22,904,288
8. Deduct amortization of premium and mortgage interest points and commitment fees	5,197	7
9. Total foreign exchange change in book value/recorded investment excluding accrued interest		
10. Deduct current year's other than temporary impairment recognized		
11. Book value/recorded investment excluding accrued interest at end of current period (Lines 1+2+3+4+5+6-7-8+9-10)	325,444,675	327,799,481
12. Total valuation allowance	(1,531,560)	
13. Subtotal (Line 11 plus Line 12)	323,913,115	327,799,481
14. Deduct total nonadmitted amounts		
15. Statement value at end of current period (Line 13 minus Line 14)	323,913,115	327,799,481

SCHEDULE BA - VERIFICATION

Other Long-Term Invested Assets

	1 Year to Date	2 Prior Year Ended December 31
1. Book/adjusted carrying value, December 31 of prior year	20,672,371	19,777,327
2. Cost of acquired:		
2.1 Actual cost at time of acquisition		
2.2 Additional investment made after acquisition		
3. Capitalized deferred interest and other		
4. Accrual of discount		
5. Unrealized valuation increase/(decrease)	407,590	895,044
6. Total gain (loss) on disposals		
7. Deduct amounts received on disposals		
8. Deduct amortization of premium and depreciation		
9. Total foreign exchange change in book/adjusted carrying value		
10. Deduct current year's other than temporary impairment recognized		
11. Book/adjusted carrying value at end of current period (Lines 1+2+3+4+5+6-7-8+9-10)	21,079,960	20,672,371
12. Deduct total nonadmitted amounts		
13. Statement value at end of current period (Line 11 minus Line 12)	21,079,960	20,672,371

SCHEDULE D - VERIFICATION

Bonds and Stocks

	1 Year to Date	2 Prior Year Ended December 31
1. Book/adjusted carrying value of bonds and stocks, December 31 of prior year	2,990,665,580	3,326,103,052
2. Cost of bonds and stocks acquired	425,264,248	209,407,898
3. Accrual of discount	1,896,782	3,426,952
4. Unrealized valuation increase/(decrease)	11,736,225	48,827,320
5. Total gain (loss) on disposals	(5,045,946)	115,753,766
6. Deduct consideration for bonds and stocks disposed of	278,416,507	701,754,680
7. Deduct amortization of premium	4,124,698	10,611,555
8. Total foreign exchange change in book/adjusted carrying value		
9. Deduct current year's other than temporary impairment recognized		537,988
10. Total investment income recognized as a result of prepayment penalties and/or acceleration fees	253,496	50,815
11. Book/adjusted carrying value at end of current period (Lines 1+2+3+4+5-6-7+8-9+10)	3,142,229,180	2,990,665,580
12. Deduct total nonadmitted amounts		
13. Statement value at end of current period (Line 11 minus Line 12)	3,142,229,180	2,990,665,580

STATEMENT AS OF JUNE 30, 2024 OF THE FARMERS PROPERTY AND CASUALTY INSURANCE COMPANY

SCHEDULE D - PART 1B

Showing the Acquisitions, Dispositions and Non-Trading Activity
During the Current Quarter for all Bonds and Preferred Stock by NAIC Designation

NAIC Designation	1 Book/Adjusted Carrying Value Beginning of Current Quarter	2 Acquisitions During Current Quarter	3 Dispositions During Current Quarter	4 Non-Trading Activity During Current Quarter	5 Book/Adjusted Carrying Value End of First Quarter	6 Book/Adjusted Carrying Value End of Second Quarter	7 Book/Adjusted Carrying Value End of Third Quarter	8 Book/Adjusted Carrying Value December 31 Prior Year
BONDS								
1. NAIC 1 (a)	1,776,686,255	147,580,637	144,371,278	(7,804,770)	1,776,686,255	1,772,090,844		1,787,329,021
2. NAIC 2 (a)	578,162,739	42,675,830	53,458,446	6,968,310	578,162,739	574,348,433		551,685,007
3. NAIC 3 (a)	8,710,481	2,334,250		2,280	8,710,481	11,047,011		4,752,614
4. NAIC 4 (a)	6,218,277		30,789	36,527	6,218,277	6,224,015		6,175,910
5. NAIC 5 (a)	2,589,838		81,465	11,967	2,589,838	2,520,340		4,669,238
6. NAIC 6 (a)								
7. Total Bonds	2,372,367,590	192,590,717	197,941,978	(785,686)	2,372,367,590	2,366,230,643		2,354,611,790
PREFERRED STOCK								
8. NAIC 1	5,900,000				5,900,000	5,900,000		5,900,000
9. NAIC 2	1,261,800		300,000	(111,000)	1,261,800	850,800		5,840,685
10. NAIC 3								
11. NAIC 4								
12. NAIC 5								
13. NAIC 6								
14. Total Preferred Stock	7,161,800		300,000	(111,000)	7,161,800	6,750,800		11,740,685
15. Total Bonds and Preferred Stock	2,379,529,390	192,590,717	198,241,978	(896,686)	2,379,529,390	2,372,981,443		2,366,352,475

(a) Book/Adjusted Carrying Value column for the end of the current reporting period includes the following amount of short-term and cash equivalent bonds by NAIC designation:

NAIC 1 \$ 5,084,372 ; NAIC 2 \$; NAIC 3 \$; NAIC 4 \$; NAIC 5 \$; NAIC 6 \$

SCHEDULE DA - PART 1

Short-Term Investments

	1 Book/Adjusted Carrying Value	2 Par Value	3 Actual Cost	4 Interest Collected Year-to-Date	5 Paid for Accrued Interest Year-to-Date
7709999999 Totals	5,084,372	xxx	5,005,693	59,273	

SCHEDULE DA - VERIFICATION

Short-Term Investments

	1 Year To Date	2 Prior Year Ended December 31
1. Book/adjusted carrying value, December 31 of prior year	4,879,519	146,188
2. Cost of short-term investments acquired	705,000	4,869,563
3. Accrual of discount	69,401	9,983
4. Unrealized valuation increase/(decrease)		
5. Total gain (loss) on disposals		
6. Deduct consideration received on disposals	568,869	146,211
7. Deduct amortization of premium	677	4
8. Total foreign exchange change in book/adjusted carrying value		
9. Deduct current year's other than temporary impairment recognized		
10. Book/adjusted carrying value at end of current period (Lines 1+2+3+4+5-6-7+8-9)	5,084,374	4,879,519
11. Deduct total nonadmitted amounts		
12. Statement value at end of current period (Line 10 minus Line 11)	5,084,374	4,879,519

Schedule DB - Part A - Verification - Options, Caps, Floors, Collars, Swaps and Forwards

N O N E

Schedule DB - Part B - Verification - Futures Contracts

N O N E

Schedule DB - Part C - Section 1 - Replication (Synthetic Asset) Transactions (RSATs) Open

N O N E

STATEMENT AS OF JUNE 30, 2024 OF THE FARMERS PROPERTY AND CASUALTY INSURANCE COMPANY

SCHEDULE DB - PART C - SECTION 2

Replication (Synthetic Asset) Transactions Open

	First Quarter		Second Quarter		Third Quarter		Fourth Quarter		Year To Date	
	1 Number of Positions	2 Total Replication (Synthetic Asset) Transactions Statement Value	3 Number of Positions	4 Total Replication (Synthetic Asset) Transactions Statement Value	5 Number of Positions	6 Total Replication (Synthetic Asset) Transactions Statement Value	7 Number of Positions	8 Total Replication (Synthetic Asset) Transactions Statement Value	9 Number of Positions	10 Total Replication (Synthetic Asset) Transactions Statement Value
1. Beginning Inventory	1	82,978,219	1	82,978,219					1	82,978,219
2. Add: Opened or Acquired Transactions.....										
3. Add: Increases in Replication (Synthetic Asset) Transactions Statement Value.....	XXX		XXX		XXX		XXX		XXX	
4. Less: Closed or Disposed of Transactions.....										
5. Less: Positions Disposed of for Failing Effectiveness Criteria.....										
6. Less: Decreases in Replication (Synthetic Asset) Transactions Statement Value	XXX		XXX		XXX		XXX		XXX	
7. Ending Inventory	1	82,978,219	1	82,978,219					1	82,978,219

SCHEDULE DB - VERIFICATION

Verification of Book/Adjusted Carrying Value, Fair Value and Potential Exposure of all Open Derivative Contracts

Book/Adjusted Carrying Value Check

1.	Part A, Section 1, Column 14.....
2.	Part B, Section 1, Column 15 plus Part B, Section 1 Footnote - Total Ending Cash Balance.....
3.	Total (Line 1 plus Line 2)
4.	Part D, Section 1, Column 6
5.	Part D, Section 1, Column 7
6.	Total (Line 3 minus Line 4 minus Line 5)

NONE

Fair Value Check

7.	Part A, Section 1, Column 16
8.	Part B, Section 1, Column 13
9.	Total (Line 7 plus Line 8)
10.	Part D, Section 1, Column 9
11.	Part D, Section 1, Column 10
12.	Total (Line 9 minus Line 10 minus Line 11)

Potential Exposure Check

13.	Part A, Section 1, Column 21
14.	Part B, Section 1, Column 20
15.	Part D, Section 1, Column 12
16.	Total (Line 13 plus Line 14 minus Line 15)

SCHEDULE E - PART 2 - VERIFICATION

(Cash Equivalents)

	1	2
	Year To Date	Prior Year Ended December 31
1. Book/adjusted carrying value, December 31 of prior year	167,423,916	4,738,359
2. Cost of cash equivalents acquired	1,715,946,512	1,057,303,591
3. Accrual of discount	1,440,157	231,966
4. Unrealized valuation increase/(decrease)		
5. Total gain (loss) on disposals	(242)	
6. Deduct consideration received on disposals	1,872,876,754	894,850,000
7. Deduct amortization of premium		
8. Total foreign exchange change in book/adjusted carrying value		
9. Deduct current year's other than temporary impairment recognized		
10. Book/adjusted carrying value at end of current period (Lines 1+2+3+4+5-6-7+8-9)	11,933,589	167,423,916
11. Deduct total nonadmitted amounts		
12. Statement value at end of current period (Line 10 minus Line 11)	11,933,589	167,423,916

STATEMENT AS OF JUNE 30, 2024 OF THE FARMERS PROPERTY AND CASUALTY INSURANCE COMPANY

SCHEDULE A - PART 2

Showing All Real Estate ACQUIRED AND ADDITIONS MADE During the Current Quarter

1 Description of Property	Location		4 Date Acquired	5 Name of Vendor	6 Actual Cost at Time of Acquisition	7 Amount of Encumbrances	8 Book/Adjusted Carrying Value Less Encumbrances	9 Additional Investment Made After Acquisition
	2 City	3 State						
NONE								
0399999 - Totals								

SCHEDULE A - PART 3

Showing All Real Estate DISPOSED During the Quarter, Including Payments During the Final Year on "Sales Under Contract"

1 Description of Property	Location		4 Disposal Date	5 Name of Purchaser	6 Actual Cost	7 Expended for Additions, Permanent Improvements and Changes in Encumbrances	8 Book/Adjusted Carrying Value Less Encumbrances Prior Year	Change in Book/Adjusted Carrying Value Less Encumbrances					14 Book/Adjusted Carrying Value Less Encumbrances on Disposal	15 Amounts Received During Year	16 Foreign Exchange Gain (Loss) on Disposal	17 Realized Gain (Loss) on Disposal	18 Total Gain (Loss) on Disposal	19 Gross Income Earned Less Interest Incurred on Encumbrances	20 Taxes, Repairs and Expenses Incurred
	2 City	3 State						9 Current Year's Depreciation	10 Current Year's Other-Than-Temporary Impairment Recognized	11 Current Year's Change in Encumbrances	12 Total Change in Book/Adjusted Carrying Value (11-9-10)	13 Total Foreign Exchange Change in Book/Adjusted Carrying Value							
NONE																			
0399999 - Totals																			

E01

STATEMENT AS OF JUNE 30, 2024 OF THE FARMERS PROPERTY AND CASUALTY INSURANCE COMPANY

SCHEDULE B - PART 2

Showing All Mortgage Loans ACQUIRED AND ADDITIONS MADE During the Current Quarter

1 Loan Number	2 Location		3 State	4 Loan Type	5 Date Acquired	6 Rate of Interest	7 Actual Cost at Time of Acquisition	8 Additional Investment Made After Acquisition	9 Value of Land and Buildings
	City								
NONE									
3399999 - Totals									

SCHEDULE B - PART 3

Showing All Mortgage Loans DISPOSED, Transferred or Repaid During the Current Quarter

1 Loan Number	2 Location		4 Loan Type	5 Date Acquired	6 Disposal Date	7 Book Value/Recorded Investment Excluding Accrued Interest Prior Year	8 Change in Book Value/Recorded Investment					14 Book Value/Recorded Investment Excluding Accrued Interest on Disposal	15 Consid-eration	16 Foreign Exchange Gain (Loss) on Disposal	17 Realized Gain (Loss) on Disposal	18 Total Gain (Loss) on Disposal
	City	State					8 Unrealized Valuation Increase/(Decrease)	9 Current Year's (Amortization) /Accretion	10 Current Year's Other-Than-Temporary Impairment Recognized	11 Capitalized Deferred Interest and Other	12 Total Change in Book Value (8+9-10+11)					
000199131	Lafayette	MO.		11/08/2017	06/21/2024	1,109,796						1,109,796	1,109,796			
000200075	Vanderburgh	IN.		04/11/2019	04/24/2024	917,902		1,768			1,768	919,670	919,670			
0199999. Mortgages closed by repayment						2,027,698		1,768			1,768	2,029,466	2,029,466			
000199152	Douglas	OR.		12/22/2017		11,280						11,280	11,280			
000199158	Douglas	OR.		07/02/2018		13,508						13,508	13,508			
000199159	Douglas	OR.		08/01/2018		57,810						57,810	57,810			
000199160	Douglas	OR.		08/01/2018		33,840						33,840	33,840			
000199210	Montgomery	IL.		01/10/2018		32,803						32,803	32,803			
000199465	Mason	IL.		04/12/2018		76,338						76,338	76,338			
000199530	Jefferson	AR.		06/06/2018		93,426						93,426	93,426			
000200045	Washington	NC.		02/12/2019		4,919						4,919	4,919			
000200085	Madera	CA.		06/13/2019		30,861						30,861	30,861			
000200131	Lincoln	NE.		05/09/2019		15,464						15,464	15,464			
000200152	Napa	CA.		06/21/2019		29,920						29,920	29,920			
000200260	Brown	IL.		06/14/2019		5,061						5,061	5,061			
000200284	Crawford	IA.		06/27/2019		29,730						29,730	29,730			
000200573	Dallam	TX.		03/18/2020		157,500						157,500	157,500			
000200735	LaGrange	IN.		02/28/2020		11,120						11,120	11,120			
000200736	Lee	GA.		06/10/2020		16,500						16,500	16,500			
000200753	Emmet	IA.		02/26/2020		3,830						3,830	3,830			
000200862	Waushara	WI.		04/01/2020		41,610						41,610	41,610			

STATEMENT AS OF JUNE 30, 2024 OF THE FARMERS PROPERTY AND CASUALTY INSURANCE COMPANY

SCHEDULE B - PART 3

Showing All Mortgage Loans DISPOSED, Transferred or Repaid During the Current Quarter

1 Loan Number	Location		4 Loan Type	5 Date Acquired	6 Disposal Date	7 Book Value/ Recorded Investment Excluding Accrued Interest Prior Year	Change in Book Value/Recorded Investment					14 Book Value/ Recorded Investment Excluding Accrued Interest on Disposal	15 Consid- eration	16 Foreign Exchange Gain (Loss) on Disposal	17 Realized Gain (Loss) on Disposal	18 Total Gain (Loss) on Disposal
	2 City	3 State					8 Unrealized Valuation Increase/ (Decrease)	9 Current Year's (Amortization) /Accretion	10 Current Year's Other- Than- Temporary Impairment Recognized	11 Capitalized Deferred Interest and Other	12 Total Change in Book Value (8+9-10+11)					
000201229	Arkansas	AR		09/09/2020		.38						.38	.38			
000201273	Edgar	IL		09/28/2020		10,000						10,000	10,000			
000201343	Chase	NE		10/09/2020		26,910						26,910	26,910			
000201344	McDonough	IL		10/07/2020		50,000						50,000	50,000			
000202242	El Paso County	CO		01/21/2022		26,626						26,626	26,626			
000202319	Sutter County	CA		01/19/2022		2,050						2,050	2,050			
000203167	New Haven	CT		12/27/2023		23,689						23,689	23,689			
000702975	MIAMI	FL		11/02/2017		4,905						4,905	4,905			
000703026	LEWISVILLE	TX		06/19/2018		9,514						9,514	9,514			
000703033	TEMPE	AZ		02/20/2018		4,098						4,098	4,098			
0299999. Mortgages with partial repayments						823,350						823,350	823,350			
0599999 - Totals						2,851,048		1,768			1,768	2,852,816	2,852,816			

STATEMENT AS OF JUNE 30, 2024 OF THE FARMERS PROPERTY AND CASUALTY INSURANCE COMPANY

SCHEDULE BA - PART 2

Showing Other Long-Term Invested Assets ACQUIRED AND ADDITIONS MADE During the Current Quarter

1 CUSIP Identification	2 Name or Description	Location		5 Name of Vendor or General Partner	6 NAIC Designation, NAIC Designation Modifier and SVO Admini- strative Symbol	7 Date Originally Acquired	8 Type and Strategy	9 Actual Cost at Time of Acquisition	10 Additional Investment Made After Acquisition	11 Amount of Encumbrances	12 Commitment for Additional Investment	13 Percentage of Ownership
		3 City	4 State									
NONE												
6299999 - Totals												XXX

SCHEDULE BA - PART 3

Showing Other Long-Term Invested Assets DISPOSED, Transferred or Repaid During the Current Quarter

1 CUSIP Identification	2 Name or Description	Location		5 Name of Purchaser or Nature of Disposal	6 Date Originally Acquired	7 Disposal Date	8 Book/ Adjusted Carrying Value Less Encum- brances, Prior Year	Change in Book/Adjusted Carrying Value						15 Book/ Adjusted Carrying Value Less Encum- brances on Disposal	16 Consid- eration	17 Foreign Exchange Gain (Loss) on Disposal	18 Realized Gain (Loss) on Disposal	19 Total Gain (Loss) on Disposal	20 Invest- ment Income
		3 City	4 State					9 Unrealized Valuation Increase/ (De- crease)	10 Current Year's (Depre- ciation) or (Amorti- zation)/ Accretion	11 Current Year's Other Than Tempor- ary Impair- ment Recog- nized	12 Capital- ized Deferred Interest and Other	13 Total Change in Book/ Adjusted Carrying Value (9+10- 11+12)	14 Total Foreign Exchange Change in Book/ Adjusted Carrying Value						
NONE																			
6299999 - Totals																			

STATEMENT AS OF JUNE 30, 2024 OF THE FARMERS PROPERTY AND CASUALTY INSURANCE COMPANY

SCHEDULE D - PART 3

Show All Long-Term Bonds and Stock Acquired During the Current Quarter

1	2	3	4	5	6	7	8	9	10
CUSIP Identification	Description	Foreign	Date Acquired	Name of Vendor	Number of Shares of Stock	Actual Cost	Par Value	Paid for Accrued Interest and Dividends	NAIC Designation, NAIC Designation Modifier and SVO Administrative Symbol
13063E-BP-0	CALIFORNIA ST 5.125 09/01/2029		06/07/2024	WELLS FARGO SECURITIES LLC		1,966,617	1,940,000	14,361	1.C FE
452151-LF-8	ILLINOIS ST 5.1 06/01/2033		04/03/2024	SUNTRUST BANK/ATLANTA GA		2,462,650	2,500,000	43,917	1.G FE
882724-XQ-5	TEXAS ST 3 10/01/2029		06/07/2024	UBS FINANCIAL SERVICES INC		1,345,171	1,460,000	8,395	1.A FE
0509999999 Subtotal - Bonds - U.S. States, Territories and Possessions						5,774,438	5,900,000	66,673	XXX
442331-3K-8	HOUSTON TX 3.961 03/01/2047		06/11/2024	RAYMOND JAMES & ASSOCIATES INC		2,603,877	3,050,000	33,894	1.D FE
54438C-E4-0	LOS ANGELES CA CNTY CLG 4.98 08/01/2026		05/22/2024	MERRILL LYNCH PIERCE FENNER & SMITH INC		1,000,000	1,000,000		1.B FE
649660-L6-5	NEW YORK NY 5.263 10/01/2052		06/11/2024	BARCLAYS CAPITAL		506,100	500,000	5,190	1.C FE
0709999999 Subtotal - Bonds - U.S. Political Subdivisions of States, Territories and Possessions						4,109,977	4,550,000	39,084	XXX
010869-LZ-6	ALAMEDA CA CORRIDOR TRANSPR 0 10/01/2043		04/03/2024	JP MORGAN SECURITIES LLC		609,440	2,000,000		1.E FE
097428-FS-0	BOISE CITY ID ARPT REVE 5.749 09/01/2044		05/23/2024	RAYMOND JAMES & ASSOCIATES INC		1,250,000	1,250,000		1.G FE
120827-EJ-5	BURBANK GLENDALE PASADEN 5.17 07/01/2029		05/23/2024	MERRILL LYNCH PIERCE FENNER & SMITH INC		500,000	500,000		1.F FE
120827-EK-2	BURBANK GLENDALE PASADENA 5.2 07/01/2030		05/23/2024	MERRILL LYNCH PIERCE FENNER & SMITH INC		500,000	500,000		1.F FE
13068X-LH-0	CALIFORNIA ST PUBLIC WIK 4.995 04/01/2026		04/05/2024	BARCLAYS CAPITAL		1,000,000	1,000,000		1.D FE
13068X-LL-1	CALIFORNIA ST PUBLIC WIK 4.879 04/01/2029		04/05/2024	BARCLAYS CAPITAL		1,350,000	1,350,000		1.D FE
31400T-EP-0	FNCL POOL CB7341		06/10/2024	BNP PARIBAS SECURITIES CORP		1,454,720	1,444,339	2,407	1.A
3140XN-Q8-0	FNCL POOL FS6778		06/10/2024	MORGAN STANLEY		1,483,532	1,448,010	2,614	1.A
3140XP-IH-8	FNCL POOL FS7847		05/08/2024	JP MORGAN SECURITIES LLC		3,000,190	2,977,394	5,955	1.A
31418E-5Q-9	FNCL POOL MAS354		06/10/2024	GOLDMAN SACHS & CO LLC		1,968,285	1,975,219	3,623	1.A
3142GR-HP-2	FNCL POOL RJ1265		04/25/2024	GOLDMAN SACHS & CO LLC		963,444	991,166	1,817	1.A
341271-AH-7	FLORIDA ST BRD OF ADMIN 5.526 07/01/2034		04/18/2024	MORGAN STANLEY & CO LLC		2,000,000	2,000,000		1.C FE
45203M-YG-0	ILLINOIS ST HSG DEV AUT 6.151 10/01/2054		05/01/2024	JEFFERIES LLC		1,000,000	1,000,000		1.A FE
574205-HW-3	MARYLAND ST ECON DEV CO 5.942 05/31/2057		06/12/2024	WELLS FARGO SECURITIES LLC		2,000,000	2,000,000		1.G FE
626207-YF-5	MUNI ELEC AUTH OF GEORG 6.637 04/01/2057		06/25/2024	WELLS FARGO SECURITIES LLC		1,459,681	1,316,000	20,623	1.G FE
626207-YS-7	MUNI ELEC AUTH OF GEORG 7.055 04/01/2057		04/02/2024	DIRECT TO COMPANY		71	71		2.A FE
64972J-CQ-9	NEW YORK NY CITY TRANSIT 4.52 11/01/2027		06/17/2024	JP MORGAN SECURITIES LLC		2,509,266	2,540,000	14,989	1.A FE
658207-8S-7	NORTH CAROLINA ST HSG F 5.881 07/01/2049		06/05/2024	RBC CAPITAL MARKETS LLC		1,500,000	1,500,000		1.B FE
977100-HN-9	WISCONSIN ST GEN FUND A 1.486 05/01/2029		06/11/2024	MORGAN STANLEY & CO LLC		853,450	1,000,000	1,692	1.C FE
0909999999 Subtotal - Bonds - U.S. Special Revenues						25,402,079	26,792,199	53,720	XXX
00206R-MT-6	AT&T INC 5.4 02/15/2034		05/15/2024	WELLS FARGO SECURITIES LLC		2,002,680	2,000,000	27,600	2.B FE
00432C-DJ-7	ACCS 2007-A A3 FLT 05/25/2036 ABS		06/05/2024	MERRILL LYNCH PIERCE FENNER & SMITH INC		413,003	419,026	618	1.A FE
00774M-BJ-3	AERCAP IRELAND CAP/GLOBA 5.1 01/19/2029	D.	04/25/2024	WELLS FARGO SECURITIES LLC		2,921,010	3,000,000	45,900	2.A FE
007944-AK-7	ADVENTIST HEALTH SYS/II 5.757 12/01/2034		05/15/2024	RBC CAPITAL MARKETS LLC		1,550,000	1,550,000		2.A FE
023135-CF-1	AMAZON.COM INC 3.3 04/13/2027		04/18/2024	CITIGROUP GLOBAL MARKETS INC		1,906,280	2,000,000	1,650	1.D FE
025816-DL-0	AMERICAN EXPRESS CO VAR 10/30/2026		04/19/2024	UBS SECURITIES LLC		1,108,998	1,100,000	33,503	1.F FE
05232R-AD-9	BAE SYSTEMS PLC 3.4 04/15/2030	D.	04/04/2024	GOLDMAN SACHS & CO LLC		1,816,040	2,000,000	32,678	2.A FE
05555A-AJ-4	BBOMS 2024-C26 B 5.943 05/15/2057 CMBS		05/09/2024	BARCLAYS CAPITAL INC		749,948	750,000	2,724	1.D FE
05571A-AX-3	BPCE SA 5.281 05/30/2029	D.	05/21/2024	WELLS FARGO SECURITIES LLC		2,000,000	2,000,000		1.E FE
05602R-AD-3	BMWOT 2022-A A3 3.21 08/25/2026 ABS		05/23/2024	BARCLAYS CAPITAL INC		143,841	146,032	39	1.A FE
05765D-AM-7	BOBA 2023-1A BR FLT 04/20/2036 LL	D.	06/06/2024	SCOTIA CAPITAL USA INC		702,800	700,000	6,596	1.C FE
05964H-AU-9	BANCO SANTANDER SA 5.588 08/08/2028	D.	04/10/2024	HSBC SECURITIES USA INC		2,401,344	2,400,000	23,842	1.F FE
06406R-BJ-5	BANK OF NY MELLON CORP VAR 07/24/2026		04/24/2024	BARCLAYS CAPITAL		2,466,200	2,500,000	28,201	1.F FE
06418G-AD-9	BANK OF NOVA SCOTIA 5.25 06/12/2028	A.	04/16/2024	SCOTIA CAPITAL USA INC		2,977,200	3,000,000	55,125	1.F FE
06738E-CR-4	BARCLAYS PLC VAR 03/12/2030	D.	04/04/2024	BARCLAYS CAPITAL		2,006,800	2,000,000	8,219	2.A FE
067936-AE-4	BABSN 2024-2A B FLT 07/15/2039 LL	D.	05/31/2024	BARCLAYS CAPITAL		1,250,000	1,250,000		1.C FE
075887-CR-8	BECTON DICKINSON & CO 4.874 02/08/2029		04/03/2024	US BANCORP INVESTMENTS INC/SPOKANE WA		1,984,140	2,000,000	15,434	2.B FE
09247X-AP-6	BLACKROCK INC 3.25 04/30/2029		04/11/2024	MORGAN STANLEY & CO LLC		1,840,820	2,000,000	29,792	1.D FE
10373Q-BZ-2	BP CAP MARKETS AMERICA 4.97 10/17/2029		05/15/2024	DEUTSCHE BANK SECURITIES INC		1,999,620	2,000,000		1.E FE
125523-CT-5	CIGNA GROUP/THE 5 05/15/2029		04/22/2024	JEFFERIES LLC		2,939,850	3,000,000	29,583	2.A FE
172967-LP-4	CITIGROUP INC VAR 07/24/2028		04/05/2024	SUSQUEHANNA FINANCIAL GROUP LLLP		1,901,120	2,000,000	15,283	1.G FE

E04

STATEMENT AS OF JUNE 30, 2024 OF THE FARMERS PROPERTY AND CASUALTY INSURANCE COMPANY

SCHEDULE D - PART 3

Show All Long-Term Bonds and Stock Acquired During the Current Quarter

1	2	3	4	5	6	7	8	9	10
CUSIP Identification	Description	Foreign	Date Acquired	Name of Vendor	Number of Shares of Stock	Actual Cost	Par Value	Paid for Accrued Interest and Dividends	NAIC Designation, NAIC Designation Modifier and SVO Administrative Symbol
172967-PF-2	CITIGROUP INC VAR 02/13/2030		04/22/2024	DEUTSCHE BANK SECURITIES INC		3,419,850	3,500,000	35,715	1.G FE
19423U-AA-0	CASL 2024-B A1A 5.69 08/25/2054 ABS		05/22/2024	MERRILL LYNCH PIERCE FENNER & SMITH INC		1,499,542	1,500,000		1.A FE
20030N-CU-3	COMCAST CORP 4.25 10/15/2030		04/23/2024	GOLDMAN SACHS & CO LLC		2,123,708	2,250,000	2,656	1.G FE
219207-AC-1	CORNELL UNIVERSITY 4.835 06/15/2034		04/04/2024	GOLDMAN SACHS & CO LLC		2,000,000	2,000,000		1.C FE
23329P-AF-7	DNB BANK ASA VAR 09/16/2026	D.	04/24/2024	RBC CAPITAL MARKETS LLC		938,240	1,000,000	1,252	1.F FE
25278X-AX-7	DIAMONDBACK ENERGY INC 5.2 04/18/2027		04/09/2024	CITIGROUP GLOBAL MARKETS INC		1,999,120	2,000,000		2.B FE
26441C-BE-4	DUKE ENERGY CORP 3.4 06/15/2029		04/05/2024	DAIWA CAPITAL MARKETS AMERICA INC		1,848,580	2,000,000	21,533	2.B FE
26884T-AY-8	ERAC USA FINANCE LLC 5 02/15/2029		04/04/2024	BARCLAYS CAPITAL		1,995,880	2,000,000	16,667	1.G FE
29273V-AP-5	ENERGY TRANSFER LP 5.55 02/15/2028		04/11/2024	GOLDMAN SACHS & CO LLC		3,008,430	3,000,000	27,750	2.B FE
29286D-AA-3	ENGIE SA 5.25 04/10/2029	D.	04/08/2024	RBC CAPITAL MARKETS LLC		1,998,700	2,000,000		2.A FE
29374F-AB-9	EFF 2022-3 A2 4.38 07/20/2029 ABS		05/23/2024	SOCIETE GENERALE		967,068	977,955	952	1.A FE
29375N-AB-1	EFF 2023-2 A2 5.56 04/22/2030 ABS		06/25/2024	DEUTSCHE BANK SECURITIES INC		662,843	662,843	614	1.A FE
29375P-AB-6	EFF 2024-1 A2 5.23 03/20/2030 ABS		05/16/2024	MUFG SECURITIES AMERICAS INC		295,515	297,000		1.A FE
29375R-AB-2	EFF 2024-2 A2 5.74 12/20/2026 ABS		04/23/2024	MUFG SECURITIES AMERICAS INC		1,499,903	1,500,000		1.A FE
30303M-8M-7	META PLATFORMS INC 4.8 05/15/2030		04/04/2024	WELLS FARGO SECURITIES LLC		1,998,540	2,000,000	38,133	1.D FE
337738-BK-3	FISERV INC 5.35 03/15/2031		04/23/2024	BARCLAYS CAPITAL		1,981,660	2,000,000	15,158	2.B FE
372460-AE-5	GENUINE PARTS CO 6.5 11/01/2028		04/11/2024	BARCLAYS CAPITAL		1,562,115	1,500,000	44,417	2.B FE
38141G-ZR-8	GOLDMAN SACHS GROUP INC VAR 03/15/2028		04/03/2024	DEUTSCHE BANK SECURITIES INC		1,622,497	1,700,000	3,414	1.F FE
38141G-ZT-4	GOLDMAN SACHS GROUP INC VAR 06/15/2027		04/19/2024	BARCLAYS CAPITAL		1,072,951	1,100,000	17,158	1.F FE
38151L-AG-5	GOLDMAN SACHS BANK USA VAR 05/21/2027		05/15/2024	GOLDMAN SACHS & CO LLC		3,000,000	3,000,000		1.E FE
38528U-AE-6	GRAND CANYON UNIVERSITY 5.125 10/01/2028		06/06/2024	BARCLAYS CAPITAL		454,380	500,000	4,698	3.A FE
404280-DG-1	HSBC HOLDINGS PLC VAR 08/11/2028	D.	04/23/2024	HSBC SECURITIES USA INC		1,974,480	2,000,000	21,419	1.G FE
438516-CO-7	HONEYWELL INTERNATIONAL 4.875 09/01/2029		04/03/2024	BANK OF NEW YORK MELLON/THE		2,004,340	2,000,000	9,208	1.F FE
45687V-AD-8	INGERSOLL RAND INC 5.176 06/15/2029		05/07/2024	MERRILL LYNCH PIERCE FENNER & SMITH INC		2,999,790	3,000,000		2.B FE
461070-AP-9	INTERSTATE POWER & LIGHT 4.1 09/26/2028		04/04/2024	SUNTRUST BANK/ATLANTA GA		1,917,000	2,000,000	2,733	2.A FE
46647P-AX-4	JPMORGAN CHASE & CO VAR 12/05/2029		05/09/2024	MORGAN STANLEY & CO LLC		2,418,750	2,500,000	48,848	1.F FE
539830-CC-1	LOCKHEED MARTIN CORP 4.5 02/15/2029		04/17/2024	BARCLAYS CAPITAL		1,747,440	1,800,000	18,000	1.F FE
55287B-AA-1	MED 2024-MOB A FLT 05/15/2041 CMB		04/30/2024	CITIGROUP GLOBAL MARKETS INC		698,250	700,000		1.A FE
55955R-AA-7	MAGNE 2024-40A A1 FLT 07/15/2037 LL	D.	05/10/2024	CITIGROUP GLOBAL MARKETS INC		500,000	500,000		1.A FE
559922-AC-3	MAGNE 2023-36A B FLT 04/22/2036 LL	D.	06/14/2024	BARCLAYS CAPITAL		887,700	880,000	10,643	1.C FE
571748-BG-6	MARSH & MCLENNAN COS IN 4.375 03/15/2029		04/25/2024	HILLTOP SECURITIES INC		2,896,680	3,000,000	16,042	1.G FE
571903-BP-7	MARRIOTT INTERNATIONAL 4.875 05/15/2029		04/25/2024	US BANCORP INVESTMENTS INC/SPOKANE WA		1,212,700	1,250,000	11,341	2.B FE
57629W-4T-4	MASSMUTUAL GLOBAL FUNDIN 5.15 05/30/2029		05/22/2024	JP MORGAN SECURITIES LLC		1,998,340	2,000,000		1.B FE
617446-BG-7	MORGAN STANLEY VAR 01/23/2030		04/04/2024	MORGAN STANLEY & CO LLC		3,866,280	4,000,000	36,925	1.G FE
61747Y-FQ-3	MORGAN STANLEY VAR 04/18/2030		04/17/2024	MORGAN STANLEY & CO LLC		2,000,000	2,000,000		1.E FE
63909E-AJ-7	NATWEST MARKETS PLC 5.41 05/17/2029	D.	05/14/2024	RBS SECURITIES INC		2,000,000	2,000,000		1.E FE
63942J-AA-5	NAVSL 2021-CA A 1.06 10/15/2069 ABS		06/03/2024	GOLDMAN SACHS & CO LLC		79,714	79,773	45	1.A FE
65473P-AN-5	NISOURCE INC 5.25 03/30/2028		04/24/2024	JP MORGAN SECURITIES LLC		991,790	1,000,000	3,792	2.B FE
67066G-AM-6	NVIDIA CORP 1.55 06/15/2028		04/10/2024	MERRILL LYNCH PIERCE FENNER & SMITH INC		2,640,570	3,000,000	15,113	1.D FE
67578Y-AB-2	OCTL 2024-2A A2 5.8 07/20/2032 ABS		06/18/2024	PERSHING LLC		749,966	750,000		1.A FE
69371R-S8-0	PACCAR FINANCIAL CORP 4.6 01/31/2029		04/17/2024	RBC CAPITAL MARKETS LLC		1,468,455	1,500,000	15,142	1.E FE
694308-KQ-9	PACIFIC GAS & ELECTRIC 5.55 05/15/2029		04/23/2024	MORGAN STANLEY & CO LLC		1,487,625	1,500,000	13,181	2.B FE
718172-CV-9	PHILIP MORRIS INTL INC 5.125 11/17/2027		04/08/2024	TORONTO-DOMINION BANK/NY		2,002,760	2,000,000	40,715	1.F FE
744573-AW-6	PUBLIC SERVICE ENTERPRI 5.875 10/15/2028		04/24/2024	MUFG SECURITIES AMERICAS INC		2,301,731	2,275,000	4,084	2.B FE
77310V-AA-2	ROCKEFELLER FOUNDATION 2.492 10/01/2050		06/07/2024	MORGAN STANLEY & CO LLC		1,400,110	2,265,000	10,818	1.A FE
78016H-ZT-0	ROYAL BANK OF CANADA 4.875 01/19/2027	A.	04/09/2024	GOLDMAN SACHS & CO LLC		1,992,680	2,000,000	22,200	1.E FE
830505-AZ-6	SKANDINAVISKA ENSKILDA 5.125 03/05/2027	D.	04/05/2024	MORGAN STANLEY & CO LLC		2,997,450	3,000,000	14,521	1.D FE
83206E-AA-5	SMB 2024-C A1A 5.5 06/17/2052 ABS		05/07/2024	MERRILL LYNCH PIERCE FENNER & SMITH INC		1,499,730	1,500,000		1.A FE
85440K-AC-8	STANFORD UNIVERSITY 1.289 06/01/2027		06/07/2024	MORGAN STANLEY & CO LLC		1,805,080	2,000,000	645	1.A FE

STATEMENT AS OF JUNE 30, 2024 OF THE FARMERS PROPERTY AND CASUALTY INSURANCE COMPANY

SCHEDULE D - PART 3

Show All Long-Term Bonds and Stock Acquired During the Current Quarter

1	2	3	4	5	6	7	8	9	10
CUSIP Identification	Description	Foreign	Date Acquired	Name of Vendor	Number of Shares of Stock	Actual Cost	Par Value	Paid for Accrued Interest and Dividends	NAIC Designation, NAIC Designation Modifier and SVO Administrative Symbol
855244-AR-0	STARBUCKS CORP 4 11/15/2028		04/23/2024	SUSQUEHANNA FINANCIAL GROUP LLLP		2,151,518	2,250,000	40,000	2.A FE
86562M-AF-7	SUMITOMO MITSUI FINL GR 2.632 07/14/2026	D.	04/24/2024	BARCLAYS CAPITAL		2,357,225	2,500,000	18,643	1.G FE
874060-BK-1	TAKEDA PHARMACEUTICAL 5.3 07/05/2034	D.	06/27/2024	MERRILL LYNCH PIERCE FENNER & SMITH INC		1,994,480	2,000,000		2.A FE
88655A-AG-5	TIF 2024-2A A 5.54 07/20/2049 ABS		06/25/2024	WELLS FARGO SECURITIES LLC		749,793	750,000		1.C FE
889184-AC-1	TOLEDO HOSPITAL/THE 5.325 11/15/2028		06/06/2024	VARIOUS		1,879,870	2,000,000	28,104	3.B FE
89115A-2H-4	TORONTO-DOMINION BANK 4.693 09/15/2027	A.	04/03/2024	BARCLAYS CAPITAL		1,482,810	1,500,000	3,911	1.E FE
89153V-AQ-2	TOTALENERGIES CAP INTL 3.455 02/19/2029	D.	04/04/2024	MERRILL LYNCH PIERCE FENNER & SMITH INC		2,833,410	3,000,000	14,108	1.E FE
89157X-AA-9	TOTALENERGIES CAPITAL SA 5.15 04/05/2034	D.	04/02/2024	MORGAN STANLEY & CO LLC		2,000,000	2,000,000		1.E FE
89838Q-AA-1	BOSTON UNIVERSITY 4.061 10/01/2048		06/10/2024	VARIOUS		3,843,623	4,596,000	36,058	1.D FE
902674-ZW-3	UBS AG LONDON 5.65 09/11/2028	D.	04/03/2024	SOCIETE GENERALE		2,143,092	2,100,000	7,910	1.E FE
91324P-EZ-1	UNITEDHEALTH GROUP INC 4.7 04/15/2029		04/25/2024	PERSHING LLC		1,955,660	2,000,000	9,922	1.F FE
92885F-AE-1	VOYA 2024-3A B FLT 07/20/2037 LL	D.	06/18/2024	MERRILL LYNCH PIERCE FENNER & SMITH INC		749,752	750,000		1.C FE
931142-CB-7	WALMART INC 5.25 09/01/2035		04/05/2024	DEUTSCHE BANK SECURITIES INC		2,584,625	2,500,000	13,854	1.C FE
95000U-3E-1	WELLS FARGO & COMPANY VAR 07/25/2029		04/03/2024	BANK OF NEW YORK MELLON/THE		2,016,540	2,000,000	21,677	1.E FE
95000U-3L-5	WELLS FARGO & COMPANY VAR 04/22/2028		04/19/2024	DEUTSCHE BANK SECURITIES INC		5,001,200	5,000,000	793	1.E FE
1109999999. Subtotal - Bonds - Industrial and Miscellaneous (Unaffiliated)						157,304,225	161,748,629	1,097,307	XXX
2509999997. Total - Bonds - Part 3						192,590,719	198,990,828	1,256,784	XXX
2509999998. Total - Bonds - Part 5						XXX	XXX	XXX	XXX
2509999999. Total - Bonds						192,590,719	198,990,828	1,256,784	XXX
4509999997. Total - Preferred Stocks - Part 3							XXX		XXX
4509999998. Total - Preferred Stocks - Part 5						XXX	XXX	XXX	XXX
4509999999. Total - Preferred Stocks							XXX		XXX
5989999997. Total - Common Stocks - Part 3							XXX		XXX
5989999998. Total - Common Stocks - Part 5						XXX	XXX	XXX	XXX
5989999999. Total - Common Stocks							XXX		XXX
5999999999. Total - Preferred and Common Stocks							XXX		XXX
6009999999 - Totals						192,590,719	XXX	1,256,784	XXX

E04.2

STATEMENT AS OF JUNE 30, 2024 OF THE FARMERS PROPERTY AND CASUALTY INSURANCE COMPANY

SCHEDULE D - PART 4

Show All Long-Term Bonds and Stock Sold, Redeemed or Otherwise Disposed of During the Current Quarter

1	2	3	4	5	6	7	8	9	10	Change In Book/Adjusted Carrying Value					16	17	18	19	20	21	22
										11	12	13	14	15							
CUSIP Identification	Description	Foreign	Disposal Date	Name of Purchaser	Number of Shares of Stock	Consideration	Par Value	Actual Cost	Prior Year Book/Adjusted Carrying Value	Unrealized Valuation Increase/(Decrease)	Current Year's (Amortization)/Accretion	Current Year's Other Than Temporary Impairment Recognized	Total Change in Book/Adjusted Carrying Value (11 + 12 - 13)	Total Foreign Exchange Change in Book /Adjusted Carrying Value	Book/ Adjusted Carrying Value at Disposal Date	Foreign Exchange Gain (Loss) on Disposal	Realized Gain (Loss) on Disposal	Total Gain (Loss) on Disposal	Bond Interest/ Stock Dividends Received During Year	Stated Contractual Maturity Date	NAIC Designation, NAIC Designation Modifier and SVO Administrative Symbol
..36179V-7D-6	G2SF POOL MA7192		06/01/2024	MBS PAYDOWN		47,207	47,207	39,182			203		203		47,207				159	02/20/2051	1.A
..36179W-R2-6	G2SF POOL MA7705		06/01/2024	MBS PAYDOWN		39,136	39,136	33,699			150		150		39,136				166	11/20/2051	1.A
..36179Y-AR-5	G2SF POOL MA9016		06/01/2024	MBS PAYDOWN		21,274	21,274	20,454	21,243		31		31		21,274				359	07/20/2053	1.A
..36179Y-AS-3	G2SF POOL MA9017		06/01/2024	MBS PAYDOWN		32,189	32,189	31,803	32,173		17		17		32,189				568	07/20/2053	1.A
..36225B-QJ-0	GNSF POOL 781357		06/01/2024	MBS PAYDOWN		151	151	149	151						151				4	10/15/2025	1.A
..36225B-QL-5	GNSF POOL 781359		06/01/2024	MBS PAYDOWN		60	60	59	60						60				2	12/15/2025	1.A
..36225B-QN-1	GNSF POOL 781361		06/01/2024	MBS PAYDOWN		394	394	384	393		2		2		394				11	12/15/2025	1.A
..36225B-OR-2	GNSF POOL 781364		06/01/2024	MBS PAYDOWN		42	42	43	42						42				1	12/15/2030	1.A
..3622AA-4R-2	G2SF POOL 785432		06/01/2024	MBS PAYDOWN		310,193	310,193	322,407	310,549		(356)		(356)		310,193				2,647	04/20/2051	1.A
..83162C-P7-2	SBAP 2022-25F 1 4.01 06/01/2047 ABS		06/01/2024	MBS PAYDOWN		42,510	42,510	39,594			82		82		42,510					06/01/2047	1.A
..91282C-BV-2	US TREASURY N/B 0.375 04/15/2024		04/15/2024	MATURITY		1,760,000	1,760,000	1,730,438	1,756,121		3,879		3,879		1,760,000				3,300	04/15/2024	1.A
0109999999 Subtotal - Bonds - U.S. Governments						2,253,156	2,253,156	2,218,212	2,120,732		4,008		4,008		2,253,156				7,217	XXX	XXX
..452151-LF-8	ILL INNOIS ST 5.1 06/01/2033		06/01/2024	SINKING FUND REDEMPTION		411,765	411,765	460,195	267,261		(2,485)		(2,485)		411,765					06/01/2033	1.6 FE
..68807L-XQ-5	OREGON ST 5.892 06/01/2027		06/01/2024	SINKING FUND REDEMPTION		212,046	212,046	221,679	213,251		(1,205)		(1,205)		212,046					06/01/2027	1.B FE
0509999999 Subtotal - Bonds - U.S. States, Territories and Possessions						623,811	623,811	681,874	480,512		(3,690)		(3,690)		623,811					XXX	XXX
..54438C-YM-8	LOS ANGELES CA CMNTY CL 1.606 08/01/2028		06/05/2024	Corporate Actions Event		2,037,716	2,220,000	1,972,248	2,032,128		18,457		18,457		2,050,584		(12,869)	(12,869)	30,107	08/01/2028	1.B FE
..544646-ZR-6	LOS ANGELES CA UNIF SCH 6.758 07/01/2034		04/25/2024	SECURITY CALLED BY ISSUER		3,090,874	2,880,000	4,194,317	3,934,087		(36,239)		(36,239)		3,897,848		(1,017,848)	(1,017,848)	372,525	07/01/2034	1.E FE
..797356-DM-1	SAN DIEGO CA UNIF SCH D 2.164 07/01/2032		05/21/2024	Corporate Actions Event		855,190	1,000,000	1,000,000	1,000,000		(10)		(10)		999,990		(144,800)	(144,800)	19,236	07/01/2032	1.A FE
..797356-DN-9	SAN DIEGO CA UNIF SCH D 2.314 07/01/2033		05/21/2024	Corporate Actions Event		848,360	1,000,000	1,000,000	1,000,000		(11)		(11)		999,989		(151,629)	(151,629)	20,569	07/01/2033	1.A FE
..88033S-L2-8	TENDER OPTION BOND TRUST VAR 05/01/2029		05/01/2024	SECURITY CALLED BY ISSUER		1,560,000	1,560,000	1,826,900	1,705,853		(7,172)		(7,172)		1,698,680		(138,680)	(138,680)	61,880	05/01/2029	1.C FE
0709999999 Subtotal - Bonds - U.S. Political Subdivisions of States, Territories and Possessions						8,392,140	8,660,000	9,993,465	9,672,068		(24,975)		(24,975)		9,647,091		(1,465,826)	(1,465,826)	504,317	XXX	XXX
..30308G-AH-3	FRESB 2019-SB60 A10H VAR 01/25/2039 CMBS		06/01/2024	MBS PAYDOWN		2,501	2,501	2,392	2,492		9		9		2,501				34	01/25/2039	1.A
..30308M-AH-0	FRESB 2019-SB58 A10H VAR 10/25/2038 CMBS		06/01/2024	MBS PAYDOWN		603	603	579	602		2		2		603				8	10/25/2038	1.A
..31283H-NA-9	FGLMC POOL G01285		06/01/2024	MBS PAYDOWN		6	6	6	6						6					12/01/2030	1.A
..31283H-NE-1	FGLMC POOL G01289		06/01/2024	MBS PAYDOWN		1	1	1	1						1					10/01/2030	1.A
..3128MJ-TK-6	FGLMC POOL G08553		06/01/2024	MBS PAYDOWN		68,706	68,706	70,209	68,767		(61)		(61)		68,706				751	10/01/2043	1.A
..3131XV-BE-0	FNCL POOL ZM2669		06/01/2024	MBS PAYDOWN		240,770	240,770	262,966	242,415		(1,645)		(1,645)		240,770				3,946	02/01/2047	1.A
..3131XW-MH-3	FNCL POOL ZM3060		06/01/2024	MBS PAYDOWN		107,055	107,055	115,385	107,395		(340)		(340)		107,055				1,468	04/01/2047	1.A
..3131XZ-UX-7	FNCL POOL ZM4198		06/01/2024	MBS PAYDOWN		52,738	52,738	57,039	52,926		(189)		(189)		52,738				707	09/01/2047	1.A
..3132A5-EL-5	FNCL POOL ZS4639		06/01/2024	MBS PAYDOWN		68,351	68,351	74,631	68,567		(216)		(216)		68,351				935	11/01/2045	1.A
..3132DN-YX-5	FNCL POOL SD1626		06/01/2024	MBS PAYDOWN		73,480	73,480	70,231	73,341		139		139		73,480				1,248	10/01/2052	1.A
..3132DW-CH-4	FNCL POOL SD8172		06/01/2024	MBS PAYDOWN		99,865	99,865	100,037	99,869		(4)		(4)		99,865				680	10/01/2051	1.A
..3132E0-7L-0	FNCL POOL SD4499		06/01/2024	MBS PAYDOWN		19,088	19,088	17,316			52		52		19,088				136	05/01/2052	1.A
..3132E0-X6-4	FNCL POOL SD4301		06/01/2024	MBS PAYDOWN		14,616	14,616	14,979			(22)		(22)		14,616				101	11/01/2053	1.A
..3132E0-XP-2	FNCL POOL SD4286		06/01/2024	MBS PAYDOWN		23,024	23,024	23,218	22,981		42		42		23,024				332	11/01/2053	1.A
..3132E0-ZG-0	FNCL POOL SD4343		06/01/2024	MBS PAYDOWN		44,926	44,926	45,438			(15)		(15)		44,926				417	11/01/2053	1.A
..3133AJ-PG-2	FNCL POOL QC0423		06/01/2024	MBS PAYDOWN		120,992	120,992	121,956	121,016		(23)		(23)		120,992				860	04/01/2051	1.A
..3133AP-HY-8	FNCL POOL QC4747		06/01/2024	MBS PAYDOWN		15,186	15,186	13,819	15,148		38		38		15,186				127	07/01/2051	1.A
..3133AQ-CG-0	FNCL POOL QC5471		06/01/2024	MBS PAYDOWN		253,851	253,851	261,427	254,096		(245)		(245)		253,851				2,541	08/01/2051	1.A
..3133AS-JA-2	FNCL POOL QC7457		06/01/2024	MBS PAYDOWN		68,492	68,492	70,525	68,531		(39)		(39)		68,492				529	09/01/2051	1.A

E05

STATEMENT AS OF JUNE 30, 2024 OF THE FARMERS PROPERTY AND CASUALTY INSURANCE COMPANY

SCHEDULE D - PART 4

Show All Long-Term Bonds and Stock Sold, Redeemed or Otherwise Disposed of During the Current Quarter

1	2	3	4	5	6	7	8	9	10	Change In Book/Adjusted Carrying Value					16	17	18	19	20	21	22
										11	12	13	14	15							
CUSIP Identification	Description	Foreign	Disposal Date	Name of Purchaser	Number of Shares of Stock	Consideration	Par Value	Actual Cost	Prior Year Book/ Adjusted Carrying Value	Unrealized Valuation Increase/ (Decrease)	Current Year's (Amortization)/ Accretion	Current Year's Other Than Temporary Impairment Recognized	Total Change in Book/ Adjusted Carrying Value (11 + 12 - 13)	Total Foreign Exchange Change in Book /Adjusted Carrying Value	Book/ Adjusted Carrying Value at Disposal Date	Foreign Exchange Gain (Loss) on Disposal	Realized Gain (Loss) on Disposal	Total Gain (Loss) on Disposal	Bond Interest/ Stock Dividends Received During Year	Stated Contractual Maturity Date	NAIC Designation, NAIC Designation Modifier and SVO Administrative Symbol
..3133AT-Y4-7	FNCL POOL QC8831		06/01/2024	MBS PAYDOWN		36,984	36,984	39,463	37,083		(99)		(99)		36,984				369	10/01/2051	1.A
..3133B2-XX-2	FNCL POOL QD5194		06/01/2024	MBS PAYDOWN		38,233	38,233	39,374	38,273		(40)		(40)		38,233				415	01/01/2052	1.A
..3133KJ-XL-1	FNCL POOL RA3383		06/01/2024	MBS PAYDOWN		273,224	273,224	289,831	273,515		(291)		(291)		273,224				2,912	08/01/2050	1.A
..3133KM-JE-6	FNCL POOL RA5661		06/01/2024	MBS PAYDOWN		154,982	154,982	158,737	155,078		(97)		(97)		154,982				1,042	07/01/2051	1.A
..3133KM-PV-1	FNCL POOL RA5836		06/01/2024	MBS PAYDOWN		197,688	197,688	204,545	197,870		(182)		(182)		197,688				1,687	09/01/2051	1.A
..3133KM-VS-1	FNCL POOL RA6025		06/01/2024	MBS PAYDOWN		161,434	161,434	161,927	161,445		(10)		(10)		161,434				1,058	10/01/2051	1.A
..3133KN-EH-2	FNCL POOL RA6436		06/01/2024	MBS PAYDOWN		67,109	67,109	64,163	67,006		103		103		67,109				596	12/01/2051	1.A
..3133KP-PB-8	FNCL POOL RA7618		06/01/2024	MBS PAYDOWN		30,193	30,193	30,650	30,204		(12)		(12)		30,193				495	07/01/2052	1.A
..3133KQ-2M-7	FNCL POOL RA8880		06/01/2024	MBS PAYDOWN		29,444	29,444	29,753	29,463		(18)		(18)		29,444				549	04/01/2053	1.A
..3133KQ-GD-2	FNCL POOL RA8296		06/01/2024	MBS PAYDOWN		13,583	13,583	13,748	13,589		(6)		(6)		13,583				226	12/01/2052	1.A
..3133KQ-K7-0	FNCL POOL RA8418		06/01/2024	MBS PAYDOWN		37,395	37,395	38,055			(12)		(12)		37,395				206	01/01/2053	1.A
..3133KR-WR-3	FNCL POOL RA8756		06/01/2024	MBS PAYDOWN		29,643	29,643	29,956	29,660		(17)		(17)		29,643				544	03/01/2053	1.A
..3133KQ-XU-5	FNCL POOL RA8791		06/01/2024	MBS PAYDOWN		34,881	34,881	34,336			24		24		34,881				295	04/01/2053	1.A
..3133KR-B3-7	FNCL POOL RA9058		06/01/2024	MBS PAYDOWN		22,858	22,858	22,629	22,847		11		11		22,858				413	05/01/2053	1.A
..3133KR-Q4-9	FNCL POOL RA9475		06/01/2024	MBS PAYDOWN		8,140	8,140	7,874	8,134		6		6		8,140				135	07/01/2053	1.A
..3133KR-VH-4	FNCL POOL RA9616		06/01/2024	MBS PAYDOWN		19,738	19,738	18,427	19,669		69		69		19,738				276	08/01/2053	1.A
..3133KR-VU-5	FNCL POOL RA9627		06/01/2024	MBS PAYDOWN		17,121	17,121	17,046			5		5		17,121				194	08/01/2053	1.A
..3137FK-PJ-9	FHR 4855 AZ 4 08/15/2048 CMO		06/01/2024	MBS PAYDOWN		80,025	80,025	87,360	80,260		(235)		(235)		80,025				1,115	08/15/2048	1.A
..3140CC-5L-2	FNCL POOL 725451		06/01/2024	MBS PAYDOWN		328		315	327		1		1		328				7	12/01/2031	1.A
..3140GS-RR-5	FNCL POOL BH4095		06/01/2024	MBS PAYDOWN		131,294	131,294	142,598	131,718		(423)		(423)		131,294				1,814	10/01/2047	1.A
..3140H1-HL-0	FNCL POOL BJ0650		06/01/2024	MBS PAYDOWN		98,651	98,651	105,341	98,880		(229)		(229)		98,651				1,260	03/01/2048	1.A
..3140J6-GR-2	FNCL POOL BM2007		06/01/2024	MBS PAYDOWN		45,594	45,594	46,114	45,613		(19)		(19)		45,594				620	09/01/2048	1.A
..3140JA-QX-9	FNCL POOL BM5869		06/01/2024	MBS PAYDOWN		212,220	212,220	228,103	212,815		(595)		(595)		212,220				2,572	08/01/2047	1.A
..3140KO-SN-9	FNCL POOL B05024		06/01/2024	MBS PAYDOWN		338,344	338,344	347,014	338,618		(275)		(275)		338,344				3,463	12/01/2049	1.A
..3140L3-N4-9	FNCL POOL BR4910		06/01/2024	MBS PAYDOWN		345,168	345,168	348,080	345,230		(63)		(63)		345,168				2,396	04/01/2051	1.A
..3140L5-BA-3	FNCL POOL BR6332		06/01/2024	MBS PAYDOWN		153,654	153,654	158,431	153,860		(206)		(206)		153,654				1,036	04/01/2036	1.A
..3140LC-TV-3	FN POOL BS2363		06/01/2024	MBS PAYDOWN		11,634	11,634	11,937	11,647		(13)		(13)		11,634				72	09/01/2035	1.A
..3140CC-2B-1	FNCL POOL CA5269		06/01/2024	MBS PAYDOWN		55,795	55,795	53,891	55,669		127		127		55,795				456	02/01/2035	1.A
..3140K-LF-3	FNCL POOL CB0325		06/01/2024	MBS PAYDOWN		227,362	227,362	229,245	227,407		(46)		(46)		227,362				1,430	04/01/2051	1.A
..3140K-NX-2	FNCL POOL CB0405		06/01/2024	MBS PAYDOWN		241,821	241,821	249,530	242,175		(354)		(354)		241,821				1,679	05/01/2036	1.A
..3140L-6Z-4	FNCL POOL CB1787		06/01/2024	MBS PAYDOWN		83,590	83,590	83,819	83,590		(5)		(5)		83,590				542	10/01/2051	1.A
..3140L-WK-8	FNCL POOL CB1549		06/01/2024	MBS PAYDOWN		182,928	182,928	189,845	183,116		(188)		(188)		182,928				1,515	09/01/2051	1.A
..3140M-4V-3	FNCL POOL CB2635		06/01/2024	MBS PAYDOWN		59,183	59,183	60,035	59,204		(21)		(21)		59,183				476	01/01/2052	1.A
..3140P-SS-7	FNCL POOL CB4128		06/01/2024	MBS PAYDOWN		17,154	17,154	17,454	17,154		(15)		(15)		17,154				280	07/01/2052	1.A
..3140P-YT-9	FNCL POOL CB4289		06/01/2024	MBS PAYDOWN		27,467	27,467	27,282	27,461		6		6		27,467				403	08/01/2052	1.A
..3140Q-LY-9	FNCL POOL CB4842		06/01/2024	MBS PAYDOWN		112,636	112,636	112,794			(4)		(4)		112,636				941	10/01/2052	1.A
..3140Q-QM-0	FNCL POOL CB4959		06/01/2024	MBS PAYDOWN		12,588	12,588	12,118			(12)		(12)		12,588				110	10/01/2052	1.A
..3140Q-UD-5	FNCL POOL CB5079		06/01/2024	MBS PAYDOWN		26,428	26,428	26,626	26,434		(6)		(6)		26,428				385	11/01/2052	1.A
..3140R-2M-4	FNCL POOL CB6179		06/01/2024	MBS PAYDOWN		25,377	25,377	25,430	25,380		(3)		(3)		25,377				371	05/01/2053	1.A
..3140R-XV-0	FNCL POOL CB6091		06/01/2024	MBS PAYDOWN		89,756	89,756	91,839			(192)		(192)		89,756				962	04/01/2053	1.A
..3140S-A6-8	FNCL POOL CB6328		06/01/2024	MBS PAYDOWN		16,101	16,101	16,295			(10)		(10)		16,101				151	05/01/2053	1.A
..3140S-FM-8	FNCL POOL CB6471		06/01/2024	MBS PAYDOWN		49,360	49,360	47,494			73		73		49,360				286	06/01/2053	1.A
..3140T-3K-3	FNCL POOL CB8001		06/01/2024	MBS PAYDOWN		10,976	10,976	11,077			(2)		(2)		10,976				33	02/01/2054	1.A
..3140T-EP-0	FNCL POOL CB7341		06/01/2024	MBS PAYDOWN		35,877	35,877	36,550	35,939		(62)		(62)		35,877				470	10/01/2053	1.A
..3140T-ES-4	FNCL POOL CB7344		06/01/2024	MBS PAYDOWN		21,910	21,910	22,280	21,927		(17)		(17)		21,910				321	10/01/2053	1.A
..3140T-TU-3	FNCL POOL CB7762		06/01/2024	MBS PAYDOWN		11,384	11,384	11,229			4		4		11,384				95	01/01/2054	1.A

STATEMENT AS OF JUNE 30, 2024 OF THE FARMERS PROPERTY AND CASUALTY INSURANCE COMPANY

SCHEDULE D - PART 4

Show All Long-Term Bonds and Stock Sold, Redeemed or Otherwise Disposed of During the Current Quarter

1	2	3	4	5	6	7	8	9	10	Change In Book/Adjusted Carrying Value					16	17	18	19	20	21	22
										11	12	13	14	15							
CUSIP Identification	Description	Foreign	Disposal Date	Name of Purchaser	Number of Shares of Stock	Consideration	Par Value	Actual Cost	Prior Year Book/Adjusted Carrying Value	Unrealized Valuation Increase/(Decrease)	Current Year's (Amortization)/Accretion	Current Year's Other Than Temporary Impairment Recognized	Total Change in Book/Adjusted Carrying Value (11 + 12 - 13)	Total Foreign Exchange Change in Book /Adjusted Carrying Value	Book/Adjusted Carrying Value at Disposal Date	Foreign Exchange Gain (Loss) on Disposal	Realized Gain (Loss) on Disposal	Total Gain (Loss) on Disposal	Bond Interest/Stock Dividends Received During Year	Stated Contractual Maturity Date	NAIC Designation, NAIC Designation Modifier and SVO Administrative Symbol
..31400T-WX-3	FNCL POOL CB7861		06/01/2024	MBS PAYDOWN		11,391	11,391	11,564			(5)		(5)		11,391				108	01/01/2054	1.A
..3140X6-BF-5	FNCL POOL FM2669		06/01/2024	MBS PAYDOWN		96,476	96,476	104,390		(240)			(240)		96,476				1,229	03/01/2048	1.A
..3140X6-SW-2	FNCL POOL FM3232		06/01/2024	MBS PAYDOWN		216,666	216,666	231,867		(843)			(843)		216,666				2,797	04/01/2048	1.A
..3140X7-LS-6	FNCL POOL FM3936		06/01/2024	MBS PAYDOWN		242,008	242,008	254,827		(1,156)			(1,156)		242,008				2,058	08/01/2035	1.A
..3140X9-4V-4	FNCL POOL FM6235		06/01/2024	MBS PAYDOWN		29,232	29,232	32,804		(202)			(202)		29,232				454	01/01/2044	1.A
..3140XC-PA-0	FNCL POOL FM8516		06/01/2024	MBS PAYDOWN		10,704	10,704	9,908		.47			.47		10,704				127	07/01/2051	1.A
..3140XD-6H-4	FNCL POOL FM9871		06/01/2024	MBS PAYDOWN		72,705	72,705	61,402		280			280		72,705				305	12/01/2051	1.A
..3140XF-MX-6	FNCL POOL FS0373		06/01/2024	MBS PAYDOWN		45,157	45,157	44,230		.22			.22		45,157				384	01/01/2052	1.A
..3140XF-VX-6	FNCL POOL FS0629		06/01/2024	MBS PAYDOWN		73,092	73,092	75,051		(69)			(69)		73,092				803	02/01/2052	1.A
..3140XG-GR-4	FNCL POOL FS1107		06/01/2024	MBS PAYDOWN		30,707	30,707	28,778		.64			.64		30,707				261	12/01/2051	1.A
..3140XH-GA-9	FNCL POOL FS1992		06/01/2024	MBS PAYDOWN		47,006	47,006	46,147		.46			.46		47,006				476	05/01/2037	1.A
..3140XH-GB-7	FNCL POOL FS1993		06/01/2024	MBS PAYDOWN		33,552	33,552	32,975		.32			.32		33,552				340	06/01/2037	1.A
..3140XH-HT-7	FNCL POOL FS2041		06/01/2024	MBS PAYDOWN		21,163	21,163	18,435		.72			.72		21,163				145	08/01/2051	1.A
..3140XL-GL-6	FNCL POOL FS4702		06/01/2024	MBS PAYDOWN		7,548	7,548	6,859		.23			.23		7,548				122	04/01/2053	1.A
..3140XL-VD-7	FNCL POOL FS5111		06/01/2024	MBS PAYDOWN		43,081	43,081	42,731		.28			.28		43,081				765	07/01/2053	1.A
..3140XM-AZ-9	FNCL POOL FS5423		06/01/2024	MBS PAYDOWN		20,234	20,234	19,118		.112			.112		20,234				333	08/01/2053	1.A
..3140XM-P4-2	FNCL POOL FS5842		06/01/2024	MBS PAYDOWN		48,200	48,200	45,466		.71			.71		48,200				352	10/01/2052	1.A
..3140XN-T5-3	FNCL POOL FS6871		06/01/2024	MBS PAYDOWN		68,962	68,962	70,762		(90)			(90)		68,962				774	01/01/2054	1.A
..3140XN-VV-3	FNCL POOL FS6927		06/01/2024	MBS PAYDOWN		77,391	77,391	65,311		285			285		77,391				317	04/01/2052	1.A
..3140XN-X7-4	FNCL POOL FS7001		06/01/2024	MBS PAYDOWN		54,842	54,842	50,454		125			125		54,842				356	06/01/2052	1.A
..3140XP-IH-8	FNCL POOL FS7847		06/01/2024	MBS PAYDOWN		29,377	29,377	29,602		(2)			(2)		29,377					02/01/2054	1.A
..31416C-EZ-5	FNCL POOL 995752		06/01/2024	MBS PAYDOWN		38,940	38,940	43,698		(232)			(232)		38,940				570	05/01/2039	1.A
..31418D-3S-9	FNCL POOL MA4408		06/01/2024	MBS PAYDOWN		78,328	78,328	81,963		(103)			(103)		78,328				644	08/01/2041	1.A
..31418D-4G-4	FNCL POOL MA4422		06/01/2024	MBS PAYDOWN		72,853	72,853	74,993		(74)			(74)		72,853				496	09/01/2041	1.A
..31418D-SH-6	FNCL POOL MA4119		06/01/2024	MBS PAYDOWN		61,836	61,836	61,918		(2)			(2)		61,836				416	09/01/2050	1.A
..31418D-TQ-5	FNCL POOL MA4158		06/01/2024	MBS PAYDOWN		42,239	42,239	37,184		135			135		42,239				289	10/01/2050	1.A
..31418D-WR-9	FNCL POOL MA4255		06/01/2024	MBS PAYDOWN		23,709	23,709	19,593		.113			.113		23,709				162	02/01/2051	1.A
..31418E-5Q-9	FNCL POOL MA5354		06/01/2024	MBS PAYDOWN		12,563	12,563	12,452		.12			.12		12,563					05/01/2054	1.A
..3142GQ-LF-7	FNCL POOL RJ0325		06/01/2024	MBS PAYDOWN		76,293	76,293	78,117		(397)			(397)		76,293				783	11/01/2053	1.A
..3142GQ-W4-0	FNCL POOL RJ0666		06/01/2024	MBS PAYDOWN		7,941	7,941	8,131		(7)			(7)		7,941				96	01/01/2054	1.A
..3142GR-IP-2	FNCL POOL RJ1265		06/01/2024	MBS PAYDOWN		12,605	12,605	12,252		.13			.13		12,605					04/01/2054	1.A
..452252-HF-9	ILLINOIS ST TOLL HIGHWAY AU 5 01/01/2035		04/02/2024	SECURITY CALLED BY ISSUER		4,500,000	4,500,000	4,782,525		(340)			(340)		4,499,653		347	347	169,375	01/01/2035	1.D FE
..452252-HG-7	ILLINOIS ST TOLL HIGHWAY AU 5 01/01/2038		04/02/2024	SECURITY CALLED BY ISSUER		11,500,000	11,500,000	12,897,055		(868)			(868)		11,497,517		2,484	2,484	432,847	01/01/2038	1.D FE
..544495-UG-7	LOS ANGELES CA DEPT WTR 5.716 07/01/2039		04/15/2024	SECURITY CALLED BY ISSUER Corporate Actions Event		207,228	200,000	279,350		(1,239)			(1,239)		269,439		(69,439)	(69,439)	16,342	07/01/2039	1.D FE
..59334D-LJ-1	MIAMI-DADE CNTY FL WTR 2.501 10/01/2027		05/29/2024			940,020	1,000,000	910,940		6,992			6,992		938,638		1,382	1,382	16,534	10/01/2027	1.D FE
..626207-YF-5	MUNI ELEC AUTH OF GEORG 6.637 04/01/2057		04/02/2024	VARIOUS SINKING FUND REDEMPTION		19,000	19,000	28,871		(85)			(85)		19,356		(356)	(356)	631	04/01/2057	1.G FE
..626207-YS-7	MUNI ELEC AUTH OF GEORG 7.055 04/01/2057		04/01/2024			3,071	3,071	4,614		(13)			(13)		3,071				108	04/01/2057	2.A FE
..64972G-DS-0	NEW YORK CITY NY MUNI WTR F 5 06/15/2039		06/12/2024	SECURITY CALLED BY ISSUER		5,000,000	5,000,000	5,354,500		(18,861)			(18,861)		5,000,333		(333)	(333)	126,389	06/15/2039	1.B FE
..64990E-QT-7	NEW YORK ST DORM AUTH ST PE 5 03/15/2032		06/11/2024	SECURITY CALLED BY ISSUER		8,000,000	8,000,000	9,069,600		(23,012)			(23,012)		8,003,391		(3,391)	(3,391)	298,889	03/15/2032	1.B FE
..91417K-CB-2	UNIV OF COLORADO CO ENTERPR 5 06/01/2046		06/03/2024	SECURITY CALLED BY ISSUER		5,000,000	5,000,000	5,637,500		(31,717)			(31,717)		4,999,505		495	495	125,000	06/01/2046	1.B FE

STATEMENT AS OF JUNE 30, 2024 OF THE FARMERS PROPERTY AND CASUALTY INSURANCE COMPANY
SCHEDULE D - PART 4

Show All Long-Term Bonds and Stock Sold, Redeemed or Otherwise Disposed of During the Current Quarter

1 CUSIP Identification	2 Description	3 For- eign	4 Disposal Date	5 Name of Purchaser	6 Number of Shares of Stock	7 Consid- eration	8 Par Value	9 Actual Cost	10 Prior Year Book/ Adjusted Carrying Value	Change In Book/Adjusted Carrying Value					16 Book/ Adjusted Carrying Value at Disposal Date	17 Foreign Exchange Gain (Loss) on Disposal	18 Realized Gain (Loss) on Disposal	19 Total Gain (Loss) on Disposal	20 Bond Interest/ Stock Dividends Received During Year	21 Stated Con- tractual Maturity Date	22 NAIC Desig- nation, NAIC Desig- nation Modifier and SVO Admini- strative Symbol
										11 Unrealized Valuation Increase/ (Decrease)	12 Current Year's (Amor- tization)/ Accretion	13 Other Than Temporary Impairment Recogn- ized	14 Total Change in Book/ Adjusted Carrying Value (11 + 12 - 13)	15 Total Foreign Exchange Change in Book /Adjusted Carrying Value							
0909999999. Subtotal - Bonds - U.S. Special Revenues						42,047,626	42,100,378	46,000,731	41,243,235						42,109,210		(68,811)	(68,811)	1,253,570	XXX	XXX
..00115*-AA-0	AES ILLUMINA LLC 6 03/26/2032 Private		06/30/2024	SINKING FUND REDEMPTION		81,465	81,465	81,465	73,949	7,514			7,516			81,465			1,264	03/26/2032	5.C
..00206R-GT-3	AT&T INC 7.125 12/15/2031		05/14/2024	BARCLAYS BANK PLC		3,222,210	3,000,000	2,979,549	2,985,480			953	953		2,986,433		235,777	235,777	89,656	12/15/2031	2.B FE
..002170-AB-7	ARIFL 2022-A A2 3.12 01/15/2031 ABS		06/15/2024	MBS PAYDOWN		27,085	27,085	27,085	27,086		(1)		(1)		27,085				330	01/15/2031	1.A FE
..00255E-AA-9	AASET 2022-1A A 6 05/16/2047 ABS		06/16/2024	MBS PAYDOWN		16,188	16,188	15,895	16,169			20	20		16,188				380	05/16/2047	1.G FE
..00834C-AA-3	AFFRM 2021-Z1 A 1.07 08/15/2025 ABS		06/15/2024	MBS PAYDOWN		73,367	73,367	73,364	73,363			4	4		73,367				317	08/15/2025	1.A FE
..02311#-AA-4	PROJECT THOR AMAROK LLC 5.95 09/30/2037		06/30/2024	SINKING FUND REDEMPTION		45,564	45,560	45,560	45,568		(8)		(8)		45,560			4	1,369	09/30/2037	2.C PL
..04047E-AA-4	ARIVO 2022-1A A 3.93 05/15/2028 ABS		06/15/2024	MBS PAYDOWN		38,300	38,300	38,295	38,304		(4)		(4)		38,300				592	05/15/2028	1.B FE
..05330K-A@-4	AUTOPISTAS METRO DE PR 7.5 12/31/2038 Private	D	06/30/2024	SINKING FUND REDEMPTION		27,000	27,000	27,000	27,000						27,000				1,013	12/31/2038	2.C FE
..05565E-BQ-7	BMW US CAPITAL LLC 0.8 04/01/2024		04/01/2024	MATURITY		10,000,000	10,000,000	9,995,300	9,999,385		615		615		10,000,000				40,000	04/01/2024	1.F FE
..05602R-AD-3	BMWOT 2022-A A3 3.21 08/25/2026 ABS		06/25/2024	MBS PAYDOWN		12,255	12,255	12,071	12,071			27	27		12,255				33	08/25/2026	1.A FE
..05610J-AC-3	BX 2022-MVRK B FLT 03/15/2039 CMB		04/15/2024	MBS PAYDOWN		13,484	13,484	13,430	13,483			1	1		13,484				331	03/15/2039	1.A
..05964H-AP-0	BANCO SANTANDER SA 3.496 03/24/2025	D	04/10/2024	MORGAN STANLEY & CO LLC		1,569,344	1,600,000	1,600,000	1,600,241			95	95		1,600,336		(30,992)	(30,992)	30,765	03/24/2025	1.F FE
..05990T-AU-1	BAFC 2015-R2 3.75 02/27/2037 WHOLE LOAN		06/01/2024	MBS PAYDOWN		38,809	38,809	38,809	38,808			1	1		38,809				521	02/27/2037	1.A FM
..06051G-JY-6	BANK OF AMERICA CORP VAR 06/14/2024		05/09/2024	ISSUER		5,000,000	5,000,000	5,000,000	5,003,182		(2,701)		(2,701)		5,000,481		(481)	(481)	121,553	06/14/2024	1.G FE
..064159-3X-2	BANK OF NOVA SCOTIA 0.7 04/15/2024	A	04/15/2024	MATURITY		3,000,000	3,000,000	3,011,100	3,001,069		(1,069)		(1,069)		3,000,000				10,500	04/15/2024	1.G FE
..06428A-AB-4	BAAT 2023-1A A2 5.83 05/15/2026 ABS		06/06/2024	VARIOUS		990,373	989,876	991,578	991,578		(1,048)		(1,048)		990,823		(450)	(450)	21,598	05/15/2026	1.A FE
..075887-BV-0	BECTION DICKINSON & CO 3.363 06/06/2024		04/03/2024	PERSHING LLC		1,493,910	1,500,000	1,570,845	1,508,244		(7,983)		(7,983)		1,500,262		(6,352)	(6,352)	16,675	06/06/2024	2.B FE
..08861Y-AA-4	BHG 2021-A A 1.42 11/17/2033 ABS		06/17/2024	MBS PAYDOWN		38,174	38,174	38,172	38,173						38,174				230	11/17/2033	1.A FE
..08862B-AA-3	BHG 2021-B A 0.9 10/17/2034 ABS		06/17/2024	MBS PAYDOWN		38,943	38,943	38,942	38,943						38,943				153	10/17/2034	1.A FE
..097023-CT-0	BOEING CO 4.875 05/01/2025		04/09/2024	SUSQUEHANNA FINANCIAL GROUP LLLP		988,940	1,000,000	1,095,910	1,036,785		(7,884)		(7,884)		1,028,901		(39,961)	(39,961)	21,667	05/01/2025	2.C FE
..125491-AN-0	CI FINANCIAL CORP 3.2 12/17/2030	A	05/15/2024	JP MORGAN SECURITIES LLC		348,168	440,000	455,189	451,518		(555)		(555)		450,963		(102,795)	(102,795)	5,867	12/17/2030	2.C FE
..125523-AG-5	CIGNA GROUP/THE 4.125 11/15/2025		04/22/2024	MORGAN STANLEY & CO LLC		1,959,660	2,000,000	2,251,880	2,100,061		(17,879)		(17,879)		2,082,182		(122,522)	(122,522)	36,438	11/15/2025	2.A FE
..12635F-AU-8	CSAIL 2015-C3 ASB 3.4481 08/15/2048 CMB		06/01/2024	MBS PAYDOWN		29,071	29,071	30,120	29,304		(233)		(233)		29,071				370	08/15/2048	1.A
..126600-AC-1	ONH 2022-A A3 2.94 07/15/2027 ABS		06/15/2024	MBS PAYDOWN		7,682	7,682	7,434	7,637			45	45		7,682				87	07/15/2027	1.A FE
..12663J-AC-5	ONH 2022-B A3 3.89 08/16/2027 ABS		06/15/2024	MBS PAYDOWN		950	950	950	950						950				15	08/16/2027	1.A FE
..126650-CF-5	CVS HEALTH CORP 3.375 08/12/2024		04/22/2024	WELLS FARGO SECURITIES LLC		1,985,240	2,000,000	2,100,440	2,015,196		(12,860)		(12,860)		2,002,336		(17,096)	(17,096)	47,250	08/12/2024	2.B FE
..12702*-AA-4	CVS PASSTHR TRUST 3.901 10/10/2039 Private		06/10/2024	SINKING FUND REDEMPTION		58,095	58,095	58,095	58,095						58,095				946	10/10/2039	2.B
..12708#-AA-4	CHARTER COMMUNICATIONS CTL 5.55 07/15/2035 Private		06/15/2024	SINKING FUND REDEMPTION		25,451	25,451	25,451	25,451						25,451				550	07/15/2035	2.B PL
..12759*-AA-6	CTL 2022-06 TRUST 5.41 01/15/2047 PRIVATE		06/15/2024	SINKING FUND REDEMPTION		11,818	11,819	11,818	11,818						11,818				249	01/15/2047	1.F PL
..15776*-AA-8	CHAMBERS BORROWER LLC 2.18 05/15/2024 PRIVATE		05/15/2024	MATURITY		215,483	215,483	215,483	215,516		(33)		(33)		215,483				1,887	05/15/2024	2.B
..161175-BX-1	CHARTER COMM OPT LLC/CAP 2.3 02/01/2032		04/25/2024	JP MORGAN SECURITIES LLC		297,396	400,000	392,436	394,036			243	243		394,279		(96,883)	(96,883)	6,849	02/01/2032	2.C FE
..172967-MF-5	CITIGROUP INC VAR 04/24/2025		04/05/2024	MERRILL LYNCH PIERCE FENNER & SMITH INC		2,996,550	3,000,000	3,225,360	3,024,431		(20,314)		(20,314)		3,004,117		(7,567)	(7,567)	46,090	04/24/2025	2.A FE

E05.3

STATEMENT AS OF JUNE 30, 2024 OF THE FARMERS PROPERTY AND CASUALTY INSURANCE COMPANY

SCHEDULE D - PART 4

Show All Long-Term Bonds and Stock Sold, Redeemed or Otherwise Disposed of During the Current Quarter

1	2	3	4	5	6	7	8	9	10	Change In Book/Adjusted Carrying Value					16	17	18	19	20	21	22
										11	12	13	14	15							
CUSIP Ident- ification	Description	For- eign	Disposal Date	Name of Purchaser	Number of Shares of Stock	Consid- eration	Par Value	Actual Cost	Prior Year Book/ Adjusted Carrying Value	Unrealized Valuation Increase/ (Decrease)	Current Year's (Amor- tization)/ Accretion	Current Year's Other Than Temporary Impairment Recogn- ized	Total Change in Book/ Adjusted Carrying Value (11 + 12 - 13)	Total Foreign Exchange Change in Book /Adjusted Carrying Value	Book/ Adjusted Carrying Value at Disposal Date	Foreign Exchange Gain (Loss) on Disposal	Realized Gain (Loss) on Disposal	Total Gain (Loss) on Disposal	Bond Interest/ Stock Dividends Received During Year	Stated Con- tractual Maturity Date	NAIC Desig- nation, NAIC Desig- nation Modifier and SVO Admini- strative Symbol
..172967-MX-6	CITIGROUP INC VAR 05/01/2025		04/19/2024	JP MORGAN SECURITIES LLC		4,994,000	5,000,000	5,000,000	4,999,873		126		126		4,999,998		(5,998)	(5,998)	23,435	05/01/2025	2.A FE
..19424W-AB-3	CASL 2021-C A2 2.32 07/26/2055 ABS		06/25/2024	MBS PAYDOWN			10,765	10,765	10,759						10,765			95	07/26/2055	1.A FE	
..19424W-AD-9	CASL 2021-C C 3.06 07/26/2055 ABS		06/25/2024	MBS PAYDOWN		3,641	3,641	3,640	3,641						3,641			56	07/26/2055	1.F FE	
..20030N-CS-8	COMCAST CORP 3.95 10/15/2025		04/18/2024	TORONTO-DOMINION BANK/NY		4,893,950	5,000,000	5,579,300	5,217,253		(39,266)		(39,266)		5,177,987		(284,037)	(284,037)	102,590	10/15/2025	1.G FE
..21688A-AS-1	COOPERAT RABOBANK UA/NY 1.375 01/10/2025		04/24/2024	MARKETAXESS CORP		2,185,470	2,250,000	2,245,523	2,248,570		486		486		2,249,056		(63,586)	(63,586)	24,578	01/10/2025	1.D FE
..233046-AN-1	DNKN 2021-1A A21 2.045 11/20/2051 ABS		05/20/2024	MBS PAYDOWN		5,250	5,250	5,250	5,250						5,250			54	11/20/2051	2.B FE	
..25179M-BC-6	DEVON ENERGY CORPORATION 5.25 09/15/2024		04/23/2024	MARKETAXESS CORP		996,990	1,000,000	1,069,770	1,013,727		(9,329)		(9,329)		1,004,399		(7,409)	(7,409)	32,083	09/15/2024	2.B FE
..254687-FK-7	WALT DISNEY COMPANY/THE 1.75 08/30/2024		04/11/2024	MARKETAXESS CORP		2,957,550	3,000,000	3,105,330	3,020,114		(9,665)		(9,665)		3,010,448		(52,898)	(52,898)	33,104	08/30/2024	1.G FE
..25601B-2A-2	DNB BANK ASA VAR 09/30/2025	D	04/23/2024	MBS PAYDOWN		2,444,050	2,500,000	2,500,000	2,499,996		2		2		2,499,998		(55,948)	(55,948)	12,186	09/30/2025	1.D FE
..26209X-AD-3	HONK 2021-1A A2 2.791 10/20/2051 ABS		04/20/2024	MBS PAYDOWN			1,750	1,750	1,750						1,750			12	10/20/2051	2.C FE	
..26244Q-AN-3	DRSLF 2017-49A AR FLT 07/18/2030 LL	D	04/18/2024	MBS PAYDOWN		23,881	23,881	23,884	23,884		(3)		(3)		23,881			796	07/18/2030	1.A FE	
..26441C-BJ-3	DUKE ENERGY CORP 0.9 09/15/2025		04/05/2024	JANE STREET EXECUTION SERVICES LLC		1,878,240	2,000,000	1,975,100	1,990,069		1,566		1,566		1,991,635		(113,395)	(113,395)	10,200	09/15/2025	2.B FE
..278642-AX-1	EBAY INC 1.4 05/10/2026		04/25/2024	PERSHING LLC		921,060	1,000,000	998,700	999,367		124		124		999,491		(78,431)	(78,431)	6,572	05/10/2026	2.A FE
..29103D-AS-5	EMERA US FINANCE LP 0.833 06/15/2024		04/04/2024	JP MORGAN SECURITIES LLC		4,950,000	5,000,000	5,000,000	4,999,904		96		96		5,000,000		(50,000)	(50,000)	13,073	06/15/2024	2.C FE
..29273R-BD-0	ENERGY TRANSFER LP 4.05 03/15/2025		04/11/2024	MBS PAYDOWN		2,954,070	3,000,000	3,255,317	3,069,149		(19,865)		(19,865)		3,049,284		(95,214)	(95,214)	70,875	03/15/2025	2.B FE
..29374F-AB-9	EFF 2022-3 A2 4.38 07/20/2029 ABS		06/20/2024	MBS PAYDOWN		73,114	73,114	72,485	16,795		52		52		73,114			499	07/20/2029	1.A FE	
..29375P-AA-8	EFF 2024-1 A1 5.548 02/20/2025 ABS		06/20/2024	MBS PAYDOWN		411,911	411,911	411,911			55		55		411,911			7,139	02/20/2025	1.C FE	
..29375R-AB-2	EFF 2024-2 A2 5.74 12/20/2026 ABS		05/06/2024	MUFG SECURITIES AMERICAS INC		1,502,402	1,500,000	1,499,903			1,391		1,391		1,501,294		1,109	1,109	1,913	12/20/2026	1.A FE
..30288*-AE-0	Private		06/30/2024	SINKING FUND REDEMPTION		55,080	55,080	55,080	55,080						55,080				2,447	12/31/2038	2.B FE
..35877#-AA-0	FRISCO HQ OPERATIONS LLC 4.13 12/15/2037 PRIVATE		06/15/2024	SINKING FUND REDEMPTION		245,931	245,931	245,931	245,928		3		3		245,931					12/15/2037	2.C PL
..36263H-AA-6	GMREV 2021-1 A 1.17 06/12/2034 ABS		05/06/2024	MUFG SECURITIES AMERICAS INC		909,023	1,000,000	885,469	894,826		8,615		8,615		903,441		5,582	5,582	4,778	06/12/2034	1.A FE
..36269F-AC-0	GIALT 2024-1 A2B FLT 06/22/2026 ABS		05/22/2024	US BANCORP INVESTMENTS		1,525,834	1,525,000	1,525,000			1,819		1,819		1,526,819		(985)	(985)	24,217	06/22/2026	1.A FE
..36318W-AK-6	GALXY 2013-15A ARR FLT 10/15/2030 LL	D	04/15/2024	MBS PAYDOWN		176,113	176,113	176,113	176,135		(22)		(22)		176,113			5,864	10/15/2030	1.A FE	
..372460-AB-1	GENUINE PARTS CO 1.75 02/01/2025		04/11/2024	JANE STREET EXECUTION SERVICES LLC		1,089,236	1,125,000	1,121,861	1,123,889		320		320		1,124,209		(34,972)	(34,972)	13,891	02/01/2025	2.B FE
..37959P-AA-5	SEACO 2020-1A A 2.17 10/17/2040 ABS	D	06/17/2024	MBS PAYDOWN		156,468	156,468	156,468	156,483		(15)		(15)		156,468			1,425	10/17/2040	1.F FE	
..37959P-AC-1	SEACO 2020-2A A 2.26 11/19/2040 ABS	D	06/17/2024	MBS PAYDOWN		57,928	57,928	58,204	57,952		(24)		(24)		57,928			550	11/19/2040	1.F FE	
..37959P-AG-2	SEACO 2021-2A A 1.95 08/17/2041 ABS	D	06/17/2024	MBS PAYDOWN		20,302	20,302	20,301	20,302						20,302			166	08/17/2041	1.F FE	
..38141G-WQ-3	GOLDMAN SACHS GROUP INC VAR 09/29/2025		04/24/2024	MORGAN STANLEY & CO LLC		988,910	1,000,000	1,048,220	1,013,032		(5,503)		(5,503)		1,007,528		(18,618)	(18,618)	18,814	09/29/2025	2.A FE
..38148L-AC-0	GOLDMAN SACHS GROUP INC 3.5 01/23/2025		04/03/2024	MERRILL LYNCH PIERCE FENNER & SMITH INC		1,673,667	1,700,000	1,796,254	1,727,524		(8,597)		(8,597)		1,718,928		(45,261)	(45,261)	41,650	01/23/2025	2.A FE
..404280-CS-6	HSBC HOLDINGS PLC VAR 05/24/2025	D	04/22/2024	MERRILL LYNCH PIERCE FENNER & SMITH INC		4,979,850	5,000,000	5,000,000	4,999,994						4,999,994		(20,144)	(20,144)	20,333	05/24/2025	1.G FE
..40439H-AA-7	HINTT 2020-A A 1.39 10/09/2039 ABS		06/09/2024	MBS PAYDOWN		39,834	39,834	39,828	39,834		1		1		39,834			216	10/09/2039	1.A FE	
..40439H-AB-5	HINTT 2020-A B 2.23 10/09/2039 ABS		06/09/2024	MBS PAYDOWN		8,830	8,830	8,828	8,830						8,830			77	10/09/2039	1.F FE	
..40439H-AC-3	HINTT 2020-A C 3.42 10/09/2039 ABS		06/09/2024	MBS PAYDOWN		5,975	5,975	5,974	5,975						5,975			80	10/09/2039	2.B FE	

E054

STATEMENT AS OF JUNE 30, 2024 OF THE FARMERS PROPERTY AND CASUALTY INSURANCE COMPANY

SCHEDULE D - PART 4

Show All Long-Term Bonds and Stock Sold, Redeemed or Otherwise Disposed of During the Current Quarter

1	2	3	4	5	6	7	8	9	10	Change In Book/Adjusted Carrying Value					16	17	18	19	20	21	22
										11	12	13	14	15							
CUSIP Identification	Description	For- eign	Disposal Date	Name of Purchaser	Number of Shares of Stock	Consid- eration	Par Value	Actual Cost	Prior Year Book/ Adjusted Carrying Value	Unrealized Valuation Increase/ (Decrease)	Current Year's (Amor- tization)/ Accretion	Current Year's Other Than Temporary Impairment Recogn- ized	Total Change in Book/ Adjusted Carrying Value (11 + 12 - 13)	Total Foreign Exchange Change in Book /Adjusted Carrying Value	Book/ Adjusted Carrying Value at Disposal Date	Foreign Exchange Gain (Loss) on Disposal	Realized Gain (Loss) on Disposal	Total Gain (Loss) on Disposal	Bond Interest/ Stock Dividends Received During Year	Stated Con- tractual Maturity Date	NAIC Desig- nation, NAIC Desig- nation Modifier and SVO Admini- strative Symbol
..40443D-AB-8	HPEFS 2023-1A A2 5.43 08/20/2025 ABS		06/20/2024	MBS PAYDOWN		349,495	349,495	349,179				191		349,495					7,365	08/20/2025	1.A FE
..437918-AC-9	HAROT 2024-1 A3 5.21 08/15/2028 ABS		05/06/2024	US BANCORP INVESTMENTS INC/SPOKANE WA MORGAN STANLEY & CO LLC		1,424,944	1,425,000	1,424,938				1,286		1,426,224		(1,280)	(1,280)	15,880	08/15/2028	1.A FE	
..438516-BW-5	HONEYWELL INTERNATIONAL 2.3 08/15/2024		04/03/2024	TORONTO-DOMINION BANK/NY		2,965,230	3,000,000	3,167,790	3,028,893		(13,671)		(13,671)	3,015,222		(49,992)	(49,992)	44,083	08/15/2024	1.F FE	
..461070-AL-8	INTERSTATE POWER & LIGHT 3.25 12/01/2024		04/04/2024			985,360	1,000,000	1,081,240	1,016,729		(6,461)		(6,461)	1,010,268		(24,908)	(24,908)	11,465	12/01/2024	2.A FE	
..46642E-BC-9	JMBS 2014-C21 AS 3.9965 08/15/2047 CMBS		06/01/2024	MBS PAYDOWN JP MORGAN SECURITIES LLC		26,807	26,807	25,795	26,545		262		262	26,807				446	08/15/2047	1.A	
..46849L-UV-1	JACKSON NATL LIFE GLOBAL 1.75 01/12/2025		04/23/2024	SINKING FUND REDEMPTION		2,183,445	2,250,000	2,249,618	2,250,018		54		54	2,250,072		(66,627)	(66,627)	30,953	01/12/2025	1.G FE	
..50152#-AL-1	KWIK TRIP INC 4.08 05/24/2037 Private		05/24/2024			76,695	76,695	76,695	76,694		1		1	76,695				1,576	05/24/2037	2.C PL	
..53948H-AA-4	LNCR 2021-CRE6 A FLT 11/15/2038 CRE	D	06/15/2024	MBS PAYDOWN SINKING FUND REDEMPTION		134,913	134,913	134,913	134,992		(78)		(78)	134,913				3,478	11/15/2038	1.A FE	
..54054*-AA-0	LOGAN BORROWER LLC 2.18 02/15/2025 PRIVATE		06/15/2024			256,686	256,686	256,686	256,671		14		14	256,686				2,237	02/15/2025	2.B	
..55283T-AA-6	MF1 2021-FL6 A FLT 07/16/2036 CRE	D	06/18/2024	MBS PAYDOWN		40,208	40,208	39,868	40,190		18		18	40,208				1,017	07/16/2036	1.A FE	
..55284A-AA-6	MF1 2021-FL7 A FLT 10/16/2036 CRE	D	06/18/2024	MBS PAYDOWN		69,921	69,921	69,921	69,961		(39)		(39)	69,921				1,866	10/18/2036	1.A FE	
..55284J-AA-7	MF1 2022-FL8 A FLT 02/19/2037 CRE	D	04/19/2024	MBS PAYDOWN		471	471	453	469		2		2	471				11	02/19/2037	1.A FE	
..55316A-AE-0	MMAF 2017-B A5 2.72 06/15/2040 ABS		06/06/2024	VARIOUS		1,373,628	1,386,781	1,361,213			13,964		13,964	1,372,864		764	764	13,996	06/15/2040	1.A FE	
..55389T-AA-9	MVIOT 2021-1WA A 1.14 01/22/2041 ABS		06/20/2024	MBS PAYDOWN		32,530	32,530	32,521	32,529		2		2	32,530				145	01/22/2041	1.A FE	
..55400E-AB-5	MVIOT 2020-1A B 2.73 10/20/2037 ABS		06/20/2024	MBS PAYDOWN		22,028	22,028	22,160	22,044		(16)		(16)	22,028				229	10/20/2037	1.F FE	
..55903V-BC-6	WARNERMEDIA HOLDINGS IN 4.279 03/15/2032		05/09/2024	DEUTSCHE BANK SECURITIES INC JP MORGAN SECURITIES LLC		870,100	1,000,000	1,000,000	1,000,433		105		105	1,000,539		(130,439)	(130,439)	28,289	03/15/2032	2.C FE	
..617446-BC-6	MORGAN STANLEY 4 07/23/2025		04/09/2024	DEUTSCHE BANK SECURITIES INC		4,914,600	5,000,000	5,586,150	5,220,298		(38,039)		(38,039)	5,182,259		(267,659)	(267,659)	143,333	07/23/2025	1.G FE	
..61747Y-EA-9	MORGAN STANLEY VAR 05/30/2025		04/04/2024	SECURITY CALLED BY ISSUER		4,960,800	5,000,000	5,000,000	4,999,953		23		23	4,999,976		(39,176)	(39,176)	14,044	05/30/2025	1.G FE	
..62877C-AA-1	NAC AVIATION 29 DAC 4.75 06/30/2026	D	05/15/2024	SINKING FUND REDEMPTION		30,789	30,789	30,789	28,294	2,496	(2)		2,494	30,789				536	06/30/2026	4.B FE	
..62927#-AS-5	NFL VENTURES LP 3.02 04/15/2035 Private		04/15/2024			175,683	175,683	175,683	175,678		5		5	175,683				2,653	04/15/2035	1.E FE	
..63935B-AA-1	NAVSL 2020-HA A 1.31 01/15/2069 ABS		06/15/2024	MBS PAYDOWN		26,968	26,968	25,426	26,735		233		233	26,968				138	01/15/2069	1.A FE	
..63935C-AB-7	NAVSL 2019-FA A2 2.6 08/15/2068 ABS		06/15/2024	MBS PAYDOWN		25,078	25,078	24,766	25,037		41		41	25,078				253	08/15/2068	1.A FE	
..63941H-AA-0	NAVSL 2020-DA A 1.69 05/15/2069 ABS		06/15/2024	MBS PAYDOWN		29,777	29,777	28,148	29,564		213		213	29,777				194	05/15/2069	1.A FE	
..63942G-AA-1	NAVSL 2021-FA A 1.11 02/18/2070 ABS		06/15/2024	MBS PAYDOWN		13,628	13,628	11,866	13,452		176		176	13,628				59	02/18/2070	1.A FE	
..63942J-AA-5	NAVSL 2021-CA A 1.06 10/15/2069 ABS		06/15/2024	MBS PAYDOWN		1,290	1,290	1,127			2		2	1,290				40	10/15/2069	1.A FE	
..63942M-AA-8	NAVSL 2022-A A 2.23 07/15/2070 ABS		06/15/2024	MBS PAYDOWN		4,575	4,575	4,575	4,576					4,575				40	07/15/2070	1.A FE	
..64035G-AB-5	NSLT 2021-CA AFX 1.32 04/20/2062 ABS		06/20/2024	MBS PAYDOWN		94,229	94,229	93,637	94,157		73		73	94,229				481	04/20/2062	1.A FE	
..67066G-AL-8	NVIDIA CORP 0.584 06/14/2024		04/10/2024	MARKETAXESS CORP		4,957,450	5,000,000	5,000,000	4,999,918		77		77	4,999,996		(42,546)	(42,546)	9,571	06/14/2024	1.D FE	
..67571B-AA-1	OCTL 2023-1A A 5.87 05/21/2029 ABS		06/20/2024	MBS PAYDOWN JP MORGAN SECURITIES LLC		24,316	24,316	24,314	24,324		(8)		(8)	24,316				561	05/21/2029	1.A FE	
..67571F-AB-0	OCTL 2024-1A A2 5.68 05/20/2030 ABS		06/06/2024			1,522,434	1,520,000	1,519,896			1,170		1,170	1,521,066		1,368	1,368	24,942	05/20/2030	1.A FE	
..69144A-AA-7	OXFIN 2020-1A A2 3.101 02/15/2028 ABS		06/15/2024	MBS PAYDOWN		5,687	5,687	5,764	5,687					5,687				74	02/15/2028	1.F FE	
..69353R-EF-1	PNC BANK NA 3.3 10/30/2024		04/23/2024	PERSHING LLC		2,373,336	2,400,000	2,622,211	2,449,847		(20,830)		(20,830)	2,429,016		(55,680)	(55,680)	38,500	10/30/2024	1.F FE	
..69371R-R7-3	PACCAR FINANCIAL CORP 2.85 04/07/2025		04/17/2024	PERSHING LLC		1,464,525	1,500,000	1,499,610	1,500,033		105		105	1,500,137		(35,612)	(35,612)	22,800	04/07/2025	1.E FE	
..694308-HK-6	PACIFIC GAS & ELECTRIC 3.4 08/15/2024		04/22/2024	MERRILL LYNCH PIERCE FENNER & SMITH INC		1,486,410	1,500,000	1,551,390	1,507,999		(6,608)		(6,608)	1,501,392		(14,982)	(14,982)	35,275	08/15/2024	2.B FE	
..74166Y-AA-8	PROSE 2019-1A A2 4.475 07/30/2049 ABS		04/30/2024	MBS PAYDOWN		9,563	9,563	10,178	9,612		(50)		(50)	9,563				214	07/30/2049	2.B FE	

E05.5

STATEMENT AS OF JUNE 30, 2024 OF THE FARMERS PROPERTY AND CASUALTY INSURANCE COMPANY

SCHEDULE D - PART 4

Show All Long-Term Bonds and Stock Sold, Redeemed or Otherwise Disposed of During the Current Quarter

1	2	3	4	5	6	7	8	9	10	Change In Book/Adjusted Carrying Value					16	17	18	19	20	21	22	
										11	12	13	14	15								
CUSIP Identification	Description	Foreign	Disposal Date	Name of Purchaser	Number of Shares of Stock	Consideration	Par Value	Actual Cost	Prior Year Book/Adjusted Carrying Value	Unrealized Valuation Increase/(Decrease)	Current Year's (Amortization)/Accretion	Current Year's Other Than Temporary Impairment Recognized	Total Change in Book/Adjusted Carrying Value (11 + 12 - 13)	Total Foreign Exchange Change in Book /Adjusted Carrying Value	Book/Adjusted Carrying Value at Disposal Date	Foreign Exchange Gain (Loss) on Disposal	Realized Gain (Loss) on Disposal	Total Gain (Loss) on Disposal	Bond Interest/Stock Dividends Received During Year	Stated Contractual Maturity Date	NAIC Designation, NAIC Designation Modifier and SVO Administrative Symbol	
..74352@-AA-5	AMAZON MARKHAM IL 2.98 10/10/2041 Private ...		06/10/2024	SINKING FUND REDEMPTION		29,051	29,051	29,051	29,052						29,051				.361	10/10/2041	1.E	
..750731-AA-9	AUTUMN WIND HQ LLC 3.744 02/10/2049 Private		06/10/2024	SINKING FUND REDEMPTION		2,436	2,436	2,436	2,436						2,436				.38	02/10/2049	2.A	
..78435V-AB-8	SFAST 2024-1A A2 5.35 06/21/2027 ABS		06/20/2024	MBS PAYDOWN		165,281	165,281	165,271			102		102		165,281				3,465	06/21/2027	1.A FE	
..78448Y-AB-7	SMB 2021-A A2A1 FLT 01/15/2053 ABS		06/17/2024	MBS PAYDOWN		3,009	3,009	2,890	2,999		10		10		3,009				.78	01/15/2053	1.A FE	
..78449M-AA-4	SMB 2021-D A1A 1.34 03/17/2053 ABS		06/15/2024	MBS PAYDOWN		34,916	34,916	33,487	34,754		162		162		34,916				183	03/17/2053	1.A FE	
..78449Y-AA-8	SMB 2021-B A 1.31 07/17/2051 ABS		06/15/2024	MBS PAYDOWN		28,030	28,030	26,428	27,849		181		181		28,030				143	07/17/2051	1.A FE	
..78485W-AA-7	STWD 2019-FL1 A FLT 07/15/2038 CRE		06/17/2024	MBS PAYDOWN		2,176	2,176	2,177	2,181		(5)		(5)		2,176				62	07/15/2038	1.A FE	
..831943-AA-3	SMB 2024-A A1A 5.24 03/15/2056 ABS		06/15/2024	MBS PAYDOWN		41,925	41,925	41,911			30		30		41,925				300	03/15/2056	1.A FE	
..83206E-AA-5	SMB 2024-C A1A 5.5 06/17/2052 ABS		06/15/2024	MBS PAYDOWN		21,139	21,139	21,135			22		22		21,139					06/17/2052	1.A FE	
..83390U-AF-4	SOFI 2020-C AFX 1.95 02/15/2046 ABS		06/15/2024	MBS PAYDOWN		21,066	21,066	20,223	20,962		104		104		21,066				160	02/15/2046	1.A FE	
..835495-AM-4	SONOCO PRODUCTS CO 1.8 02/01/2025		04/24/2024	PERSHING LLC		2,180,273	2,250,000	2,249,393	2,249,876		102		102		2,249,978		(69,706)	(69,706)	29,813	02/01/2025	2.B FE	
..83715R-AH-5	SCSLC 2015-A A FLT 01/25/2036 ABS		06/25/2024	MBS PAYDOWN		25,252	25,252	25,268	25,259		(8)		(8)		25,252				881	01/25/2036	1.F FE	
..848609-AA-1	SPIRITS NEWCO LLC 5.3 03/31/2033 Private		06/30/2024	SINKING FUND REDEMPTION		39,725	39,725	39,725	39,725						39,725				1,067	03/31/2033	2.C PL	
..86562M-BM-1	SUMITOMO MITSUI FINL GR 2.696 07/16/2024		04/24/2024	TORONTO-DOMINION BANK/NY		1,986,720	2,000,000	2,051,920	2,011,444		(6,604)		(6,604)		2,004,840		(18,120)	(18,120)	41,938	07/16/2024	1.G FE	
..86959L-AG-8	SVENSKA HANDELSBANKEN AB 0.55 06/11/2024		04/05/2024	TORONTO-DOMINION BANK/NY		1,982,640	2,000,000	1,998,460	1,999,768		135		135		1,999,903		(17,263)	(17,263)	3,606	06/11/2024	1.D FE	
..87407R-AA-4	TAL 2020-1A A 2.05 09/20/2045 ABS		06/20/2024	MBS PAYDOWN		164,063	164,063	163,997	164,056		6		6		164,063				1,314	09/20/2045	1.F FE	
..88315L-AG-3	TMCL 2020-2A A 2.1 09/20/2045 ABS		06/20/2024	MBS PAYDOWN		125,429	125,429	125,391	125,425		3		3		125,429				1,025	09/20/2045	1.F FE	
..88687#-AA-9	TILLMAN NETWORKS FIN I1 5 01/18/2031 PRIVATE		06/16/2024	SINKING FUND REDEMPTION		73,216	73,216	73,216	73,242		(26)		(26)		73,216				1,427	01/18/2031	2.A PL	
..88687#-AB-7	TILLMAN NETWORKS FIN I1 5.35 26/10/2031 PRIVATE		06/16/2024	SINKING FUND REDEMPTION		71,599	71,599	71,599	71,622		(23)		(23)		71,599				2,027	10/26/2031	2.A PL	
..88687#-AC-5	TILLMAN NETWORKS FIN I1 5.35 31/12/2031 PRIVATE		06/30/2024	SINKING FUND REDEMPTION		27,896	27,896	27,896	27,901		(5)		(5)		27,896				537	12/31/2031	2.A PL	
..89114T-ZK-1	TORONTO-DOMINION BANK 1.25 12/13/2024		04/03/2024	BARCLAYS CAPITAL		1,457,850	1,500,000	1,502,190	1,500,672		(148)		(148)		1,500,523		(42,673)	(42,673)	5,833	12/13/2024	1.F FE	
..89153V-AS-8	TOTALENERGIES CAP INTL 2.434 01/10/2025		04/04/2024	TORONTO-DOMINION BANK/NY		4,894,300	5,000,000	5,272,450	5,061,823		(20,502)		(20,502)		5,041,321		(147,021)	(147,021)	90,599	01/10/2025	1.E FE	
..902674-YU-8	UBS AG LONDON 1.375 01/13/2025		04/03/2024	TORONTO-DOMINION BANK/NY		2,035,824	2,100,000	2,095,086	2,098,539		352		352		2,098,891		(63,067)	(63,067)	21,015	01/13/2025	1.E FE	
..92854*-AA-2	VIVINT SOLAR A2 PROJ CO 4.7 12/28/2040 SL (Private)		04/30/2024	SINKING FUND REDEMPTION		23,078	23,078	23,078	23,081		(4)		(4)		23,078				548	12/28/2040	2.B PL	
..931142-ED-1	WALMART INC 3.55 06/26/2025		04/05/2024	MORGAN STANLEY & CO LLC		2,383,117	2,423,000	2,682,988	2,514,925		(18,104)		(18,104)		2,496,820		(113,703)	(113,703)	24,610	06/26/2025	1.C FE	
..94974B-AG-2	WELLS FARGO & COMPANY 3.3 09/09/2024		04/03/2024	MERRILL LYNCH PIERCE FENNER & SMITH INC		1,981,120	2,000,000	2,101,980	2,026,441		(9,728)		(9,728)		2,016,713		(35,593)	(35,593)	37,767	09/09/2024	2.A FE	
..95000U-2T-9	WELLS FARGO & COMPANY VAR 05/19/2025		04/24/2024	WELLS FARGO SECURITIES LLC		4,981,750	5,000,000	5,000,000	4,999,901		98		98		4,999,999		(18,249)	(18,249)	17,553	05/19/2025	2.A FE	
..P4001#-AA-8	EOLICA MESA LA PAZ 5.98 12/20/2044 Private		06/20/2024	SINKING FUND REDEMPTION		65,034	65,034	65,034	65,033		1		1		65,034				1,945	12/20/2044	2.C Z	
1109999999	Subtotal - Bonds - Industrial and Miscellaneous (Unaffiliated)					135,573,564	137,296,269	140,794,554	128,815,434	10,010	(269,833)		(259,823)		137,935,252		(2,361,687)	(2,361,687)	1,724,312	XXX	XXX	
..46625H-JQ-4	JPMORGAN CHASE & CO VAR PERP		05/02/2024	SECURITY CALLED BY ISSUER		5,000,000	5,000,000	5,000,000	4,998,726		1,316		1,316		5,000,042		(42)	(42)	285,600	01/01/9999	2.C FE	
1309999999	Subtotal - Bonds - Hybrid Securities					5,000,000	5,000,000	5,000,000	4,998,726		1,316		1,316		5,000,042		(42)	(42)	285,600	XXX	XXX	
2509999997	Total - Bonds - Part 4					193,890,297	195,933,614	204,688,836	187,330,707	10,010	(370,102)		(360,092)		197,568,562		(3,896,366)	(3,896,366)	3,775,016	XXX	XXX	
2509999998	Total - Bonds - Part 5					XXX	XXX	XXX	XXX	XXX	XXX	XXX	XXX	XXX	XXX	XXX	XXX	XXX	XXX	XXX	XXX	XXX

E056

STATEMENT AS OF JUNE 30, 2024 OF THE FARMERS PROPERTY AND CASUALTY INSURANCE COMPANY

SCHEDULE D - PART 4

Show All Long-Term Bonds and Stock Sold, Redeemed or Otherwise Disposed of During the Current Quarter

1	2	3	4	5	6	7	8	9	10	Change In Book/Adjusted Carrying Value					16	17	18	19	20	21	22	
										11	12	13	14	15								
CUSIP Identification	Description	For-foreign	Disposal Date	Name of Purchaser	Number of Shares of Stock	Consideration	Par Value	Actual Cost	Prior Year Book/Adjusted Carrying Value	Unrealized Valuation Increase/(Decrease)	Current Year's (Amortization)/Accretion	Other Than Temporary Impairment Recognized	Total Change in Book/Adjusted Carrying Value (11 + 12 - 13)	Total Foreign Exchange Change in Book /Adjusted Carrying Value	Book/Adjusted Carrying Value at Disposal Date	Foreign Exchange Gain (Loss) on Disposal	Realized Gain (Loss) on Disposal	Total Gain (Loss) on Disposal	Bond Interest/Stock Dividends Received During Year	Stated Contractual Maturity Date	NAIC Designation, NAIC Designation Modifier and SVO Administrative Symbol	
2509999999. Total - Bonds						193,890,297	195,933,614	204,688,836	187,330,707	10,010	(370,102)		(360,092)		197,568,562		(3,896,366)	(3,896,366)	3,775,016	XXX	XXX	
..902973-15-5	US BANCORP EQUITY		05/09/2024	CANTOR FITZGERALD & CO INC	20,000,000	402,997	500,000.00	300,000	406,200	(106,200)			(106,200)		300,000		102,997	102,997	15,798		2.B FE	
4019999999. Subtotal - Preferred Stocks - Industrial and Miscellaneous (Unaffiliated) Perpetual Preferred						402,997	XXX	300,000	406,200	(106,200)			(106,200)		300,000		102,997	102,997	15,798	XXX	XXX	
4509999997. Total - Preferred Stocks - Part 4						402,997	XXX	300,000	406,200	(106,200)			(106,200)		300,000		102,997	102,997	15,798	XXX	XXX	
4509999998. Total - Preferred Stocks - Part 5						XXX	XXX	XXX	XXX	XXX	XXX	XXX	XXX	XXX	XXX	XXX	XXX	XXX	XXX	XXX	XXX	XXX
4509999999. Total - Preferred Stocks						402,997	XXX	300,000	406,200	(106,200)			(106,200)		300,000		102,997	102,997	15,798	XXX	XXX	
5989999997. Total - Common Stocks - Part 4							XXX													XXX	XXX	
5989999998. Total - Common Stocks - Part 5						XXX	XXX	XXX	XXX	XXX	XXX	XXX	XXX	XXX	XXX	XXX	XXX	XXX	XXX	XXX	XXX	XXX
5989999999. Total - Common Stocks							XXX													XXX	XXX	
5999999999. Total - Preferred and Common Stocks						402,997	XXX	300,000	406,200	(106,200)			(106,200)		300,000		102,997	102,997	15,798	XXX	XXX	
6009999999 - Totals						194,293,294	XXX	204,988,836	187,736,907	(96,190)	(370,102)		(466,292)		197,868,562		(3,793,369)	(3,793,369)	3,790,814	XXX	XXX	

E05.7

Schedule DB - Part A - Section 1 - Options, Caps, Floors, Collars, Swaps and Forwards Open

N O N E

Schedule DB - Part B - Section 1 - Futures Contracts Open

N O N E

Schedule DB - Part B - Section 1B - Brokers with whom cash deposits have been made

N O N E

Schedule DB - Part D - Section 1 - Counterparty Exposure for Derivative Instruments Open

N O N E

Schedule DB - Part D-Section 2 - Collateral for Derivative Instruments Open - Pledged By

N O N E

Schedule DB - Part D-Section 2 - Collateral for Derivative Instruments Open - Pledged To

N O N E

Schedule DB - Part E - Derivatives Hedging Variable Annuity Guarantees

N O N E

Schedule DL - Part 1 - Reinvested Collateral Assets Owned

N O N E

Schedule DL - Part 2 - Reinvested Collateral Assets Owned

N O N E

